



# DENVER BRONCOS

## WEEKLY RELEASE PACKET

### WEEK 6



**DENVER BRONCOS (3-2)**

**vs.**

**LOS ANGELES CHARGERS (2-2)**

SUN, OCT. 13, 2024  
EMPOWER FIELD AT MILE HIGH  
2:05 P.M. MDT - DENVER

*3 World Championships | 8 Super Bowls | 10 AFC Title Games  
15 AFC West Titles | 22 Playoff Berths | 29 Winning Seasons*



# DENVER BRONCOS WEEKLY RELEASE

3 World Championships • 8 Super Bowls • 10 AFC Title Games • 15 AFC West Titles • 22 Playoff Berths • 29 Winning Seasons

## REGULAR SEASON WEEK 6

### Denver Broncos (3-2) vs. Los Angeles Chargers (2-2)

**Date:** Sunday, Oct. 13, 2024  
**Time:** 2:05 p.m. MDT  
**Stadium:** Empower Field at Mile High  
**Location:** Denver

### BROADCAST INFORMATION

#### TELEVISION



**Play-by-Play:** Andrew Catalon  
**Analyst:** Tiki Barber  
**Analyst:** Jason McCourty  
**Sideline:** AJ Ross

#### NATIONAL RADIO



**Play-by-Play:** Ted Robinson  
**Analyst:** Mark Carrier

#### LOCAL RADIO



**Play-by-Play:** Dave Logan  
**Analyst:** Rick Lewis  
**Sideline:** Susie Wargin

### MATCHUP PREVIEW

Coming off of a win in their first divisional matchup of the season last week and in the midst of a three-game winning streak, the **Denver Broncos** (3-2) host their second AFC West foe in as many weeks in the **Los Angeles Chargers** (2-2) on Sunday at 2:05 p.m. MDT at Empower Field at Mile High.



The Broncos currently hold the series advantage over the Chargers with a record of 72-55-1, including having won seven of the last 10 matchups with their divisional opponent.

### 2024 DENVER BRONCOS SCHEDULE

#### PRESEASON (3-0)

| Wk. | Day  | Date    | Opponent        | Site                       | Time/Result | TV/Rec. |
|-----|------|---------|-----------------|----------------------------|-------------|---------|
| 1   | Sun. | Aug. 11 | at Indianapolis | Lucas Oil Stadium          | W, 34-30    | 1-0     |
| 2   | Sun. | Aug. 18 | GREEN BAY       | Empower Field at Mile High | W, 27-2     | 2-0     |
| 3   | Sun. | Aug. 25 | ARIZONA         | Empower Field at Mile High | W, 38-12    | 3-0     |

#### REGULAR SEASON (3-2)

| Wk. | Day       | Date       | Opponent         | Site                            | Time/Result   | TV/Rec.     |
|-----|-----------|------------|------------------|---------------------------------|---------------|-------------|
| 1   | Sun.      | Sept. 8    | at Seattle       | Lumen Field                     | L, 20-26      | 0-1         |
| 2   | Sun.      | Sept. 15   | PITTSBURGH       | Empower Field at Mile High      | L, 6-13       | 0-2         |
| 3   | Sun.      | Sept. 22   | at Tampa Bay     | Raymond James Stadium           | W, 26-7       | 1-2         |
| 4   | Sun.      | Sept. 29   | at N.Y. Jets     | MetLife Stadium                 | W, 10-9       | 2-2         |
| 5   | Sun.      | Oct. 6     | LAS VEGAS        | Empower Field at Mile High      | W, 34-18      | 3-2         |
| 6   | Sun.      | Oct. 13    | L.A. CHARGERS    | Empower Field at Mile High      | 2:05 p.m. MDT | CBS         |
| 7   | Thurs.    | Oct. 17    | at New Orleans   | Caesars Superdome               | 7:15 p.m. CDT | Prime Video |
| 8   | Sun.      | Oct. 27    | CAROLINA         | Empower Field at Mile High      | 2:25 p.m. MDT | CBS         |
| 9   | Sun.      | Nov. 3     | at Baltimore     | M&T Bank Stadium                | 1 p.m. EST    | CBS         |
| 10  | Sun.      | Nov. 10    | at Kansas City   | GEHA Field at Arrowhead Stadium | 12 p.m. CST   | CBS         |
| 11  | Sun.      | Nov. 17    | ATLANTA          | Empower Field at Mile High      | 2:05 p.m. MST | FOX         |
| 12  | Sun.      | Nov. 24    | at Las Vegas     | Allegiant Stadium               | 1:05 p.m. PST | CBS         |
| 13  | Mon.      | Dec. 2     | CLEVELAND        | Empower Field at Mile High      | 6:15 p.m. MST | ESPN        |
| 14  |           |            | BYE              |                                 |               |             |
| 15  | Sun.      | Dec. 15    | INDIANAPOLIS     | Empower Field at Mile High      | 2:25 p.m. MST | CBS         |
| 16  | Sun.      | Dec. 22    | at L.A. Chargers | SoFi Stadium                    | 1:05 p.m. PST | FOX         |
| 17  | Sat./Sun. | Dec. 28/29 | at Cincinnati    | Paycor Stadium                  | TBD           | TBD         |
| 18  | Sat./Sun. | Jan. 4/5   | KANSAS CITY      | Empower Field at Mile High      | TBD           | TBD         |

### QUICK HITS

Linebacker **Randy Gradishar** became the fourth defensive player in team history who spent at least four seasons with the team to be enshrined into the Pro Football Hall of Fame in 2024. **See Page 7**

Head Coach **Sean Payton** is tied for the fourth-most regular-season wins (163) among all active NFL head coaches. **See Page 10**

Quarterback **Bo Nix** has recorded 102 completions this season, which is the third most among all Broncos rookie signal callers in team history. **See Page 11**

Running back **Javonte Williams** has tallied the sixth-most games with at least 50 rushing yards and 50 receiving yards in team history. **See Page 12**

Wide receiver **Courtland Sutton** surpassed 300 receptions in his 82nd career game, becoming the fifth-fastest player in team history to reach that milestone. **See Page 13**

The Broncos rank defensively in the Top-5 in the league in yards per play (2nd), points per game (T-2nd), total yards per game (3rd) and passing yards (5th). **See Page 14-15**

Cornerback **Pat Surtain II** recorded the second-longest interception return for a touchdown in team history in Week 5 against Las Vegas after intercepting a quarterback Gardner Minshew pass and taking it 100 yards for the score. **See Page 15**

This season, defensive end **Zach Allen** has totaled the second-most QB pressures in the NFL and the third-highest pass rush win percentage among NFL defensive linemen. **See Page 16**

Outside linebacker **Jonathon Cooper** has tallied the most sacks (17) among all seventh-round draft picks since 2019. **See Page 18**

### BRONCOS PUBLIC RELATIONS STAFF

Patrick Smyth - Chief Communications Officer • Erich Schubert - Vice President of Communications & Content • Megan Boyle - Sr. Manager of Strategic Communications  
Tyler Gorse - Sr. Coordinator of Football Communications • Emma Levine - Communications Assistant



# DENVER BRONCOS WEEKLY RELEASE

## BRONCOS/CHARGERS TEAM COMPARISON



NFL Top 10  
NFL Bottom 10



3-2

2-2

### GENERAL

|              |                              |              |
|--------------|------------------------------|--------------|
| +1 (T-11th)  | TURNOVER MARGIN (RK)         | +5 (T-3rd)   |
| 29:35 (19th) | TIME OF POSSESSION AVG. (RK) | 30:24 (15th) |

### OFFENSE

|                |                         |                |
|----------------|-------------------------|----------------|
| 270.0 (28th)   | NET YARDS PER GAME (RK) | 263.8 (29th)   |
| 4.47 (28th)    | YARDS PER PLAY (RK)     | 4.86 (24th)    |
| 19.2 (T-22nd)  | POINTS PER GAME (RK)    | 17.0 (28th)    |
| 106.8 (21st)   | NET RUSHING YPG (RK)    | 127.8 (9th)    |
| 163.8 (28th)   | NET PASSING YPG (RK)    | 136.0 (31st)   |
| 4 (T-15th)     | HAD INTERCEPTED (RK)    | 1 (T-2nd)      |
| 3 (T-15th)     | FUMBLES LOST (RK)       | 1 (T-2nd)      |
| 7 (T-21st)     | GIVEAWAYS (RK)          | 2 (T-1st)      |
| 7 (T-28th)     | SACKS ALLOWED (RK)      | 9 (T-25th)     |
| 24.6% (31st)   | THIRD DOWN PCT. (RK)    | 36.3% (21st)   |
| 43.7% (T-26th) | RED ZONE PCT. (RK)      | 44.4% (T-24th) |

### DEFENSE

|               |                         |              |
|---------------|-------------------------|--------------|
| 271.2 (3rd)   | NET YARDS PER GAME (RK) | 282.5 (5th)  |
| 4.39 (2nd)    | YARDS PER PLAY (RK)     | 4.96 (6th)   |
| 14.6 (T-2nd)  | POINTS PER GAME (RK)    | 12.5 (1st)   |
| 111.4 (10th)  | NET RUSHING YPG (RK)    | 94.0 (6th)   |
| 159.8 (5th)   | NET PASSING YPG (RK)    | 188.5 (10th) |
| 5 (T-6th)     | INTERCEPTIONS (RK)      | 4 (T-8th)    |
| 3 (T-10th)    | FUMBLE RECOVERIES (RK)  | 3 (T-10th)   |
| 8 (T-6th)     | TAKEAWAYS (RK)          | 7 (T-10th)   |
| 19 (3rd)      | SACKS (RK)              | 11 (T-19th)  |
| 32.3% (T-9th) | THIRD DOWN PCT. (RK)    | 39.2% (20th) |
| 33.3% (T-3rd) | RED ZONE PCT. (RK)      | 28.6% (2nd)  |

### SPECIAL TEAMS

|               |                                  |                |
|---------------|----------------------------------|----------------|
| 46.6 (22nd)   | GROSS PUNTING AVG. (RK)          | 49.1 (11th)    |
| 43.3 (9th)    | NET PUNTING AVG. (RK)            | 43.2 (12th)    |
| 12.8 (5th)    | PUNT RETURN AVG. (RK)            | 9.7 (16th)     |
| 5.3 (4th)     | PUNT RETURN AVG. AGAINST (RK)    | 9.5 (18th)     |
| 26.0 (17th)   | KICKOFF RETURN AVG. (RK)         | 21.3 (29th)    |
| 23.8 (5th)    | KICKOFF RETURN AVG. AGAINST (RK) | 27.3 (23rd)    |
| 92.3% (T-7th) | FIELD GOAL PCT. (RK)             | 87.5% (T-15th) |

### PENALTIES

|             |                              |             |
|-------------|------------------------------|-------------|
| 36 (T-22nd) | PENALTIES COMMITTED          | 26 (8th)    |
| 45 (T-1st)  | OPPONENT PENALTIES COMMITTED | 19 (T-31st) |

## BRONCOS/CHARGERS IND. COMPARISON



### PASSING YARDS

|                  |                      |
|------------------|----------------------|
| Nix . . . . .866 | Herbert . . . . .578 |
|                  | Heinicke . . . . .24 |

### RUSHING YARDS

|                         |                      |
|-------------------------|----------------------|
| Williams . . . . .190   | Dobbins . . . . .342 |
| Nix . . . . .119        | Edwards . . . . .113 |
| McLaughlin . . . . .108 | Herbert . . . . .24  |

### RECEIVING YARDS

|                       |                       |
|-----------------------|-----------------------|
| Sutton . . . . .224   | McConkey . . . . .176 |
| Reynolds . . . . .183 | Johnston . . . . .142 |
| Humphrey . . . . .135 | Dissly . . . . .85    |

### POINTS SCORED

|                        |                              |
|------------------------|------------------------------|
| Lutz . . . . .44       | Dicker . . . . .26           |
| Nix . . . . .18        | Johnston . . . . .18         |
| McLaughlin . . . . .12 | Dobbins/McConkey . . . . .12 |

### INTERCEPTIONS

|                          |                         |
|--------------------------|-------------------------|
| Surtain . . . . .2       | Four Players . . . . .1 |
| Three Players . . . . .1 |                         |

### SACKS

|                                     |                             |
|-------------------------------------|-----------------------------|
| Cooper . . . . .4                   | Mack . . . . .2.5           |
| Allen/Bonitto . . . . .3            | Bosa/Dupree . . . . .2.0    |
| Franklin-Myers/Tillman . . . . .2.0 | Perryman/James Jr. . . . .1 |

### DEFENSIVE TACKLES

|                        |                      |
|------------------------|----------------------|
| Moss . . . . .33       | Henley . . . . .33   |
| Jones . . . . .32      | Perryman . . . . .30 |
| Singleton* . . . . .31 | James Jr. . . . .21  |

### KICKOFF RETURNS (AVG.)

|                          |                         |
|--------------------------|-------------------------|
| Mims Jr. . . . .3 (23.0) | Davis . . . . .4 (21.3) |
| Smith . . . . .2 (30.5)  |                         |

### PUNT RETURNS (AVG.)

|                           |                        |
|---------------------------|------------------------|
| Mims Jr. . . . .12 (12.8) | Davis . . . . .3 (9.7) |
|---------------------------|------------------------|

### FIELD GOALS

|                            |                            |
|----------------------------|----------------------------|
| Lutz . . . . .12/13 (92.3) | Dicker . . . . .7/8 (87.5) |
|----------------------------|----------------------------|

### PUNTS (GROSS/NET AVG.)

|                                |                               |
|--------------------------------|-------------------------------|
| Dixon . . . . .30 (46.6/ 43.3) | Scott . . . . .23 (49.1/43.2) |
|--------------------------------|-------------------------------|

\* - Player not currently on active roster



# DENVER BRONCOS WEEKLY RELEASE

## BRONCOS/CHARGERS ALL-TIME RESULTS

|                                 |  |
|---------------------------------|--|
| <b>Series Meetings:</b>         | 128  |
| <b>Broncos Record:</b>          | 72-55-1 (Home: 45-18-1 / Away: 27-37-0)    |
| <b>First Game:</b>              | LAC 23, at Den. 19 (10/16/60)              |
| <b>Last Game:</b>               | at Den. 16, LAC. 9 (12/31/23)              |
| <b>Current Streak:</b>          | Won 3                                      |
| <b>Longest Den. Win Streak:</b> | 7 (11/16/75 - 9/17/78)                     |
| <b>Longest LAC Win Streak:</b>  | 6 (12/22/63 - 10/30/66)                    |
| <b>Last Den. Home Win:</b>      | at Den. 16, LAC 9 (12/31/23)               |
| <b>Last Den. Home Loss:</b>     | LAC 23, at Den. 9 (12/30/18)               |
| <b>Last Den. Road Win:</b>      | Den. 24, at LAC 7 (12/10/23)               |
| <b>Last Den. Road Loss:</b>     | at LAC 19, Den. 16 OT (10/17/22)           |
| <b>Den. Shutouts:</b>           | 6x, last (10/2/88): Den. 12, at S.D. 0     |
| <b>LAC Shutouts:</b>            | 4x, last (10/22/17): at L.A. 21, Den. 0    |
| <b>Most Den. Points:</b>        | 50, (10/6/63): at Den. 50, S.D. 34         |
| <b>Most LAC Points:</b>         | 58, (12/22/63): at S.D. 58, Den. 20        |
| <b>Total Den. Points:</b>       | 2,721                                      |
| <b>Total LAC Points:</b>        | 2,725                                      |
| <b>Average Den. Points:</b>     | 21.2                                       |
| <b>Average LAC Points:</b>      | 21.3                                       |
| <b>Largest Den. Win:</b>        | 35, (12/21/97): at Den. 38, S.D. 3         |
| <b>Largest LAC Win:</b>         | 38, 2x, last (10/7/07): S.D. 41, at Den. 3 |
| <b>Most Pts., Both Teams:</b>   | 84, (10/6/63): at Den. 50, S.D. 34         |
| <b>Fewest Pts., Both Teams:</b> | 7, (10/7/79): at Den. 7, S.D. 0            |

## BRONCOS/CHARGERS ALL-TIME RESULTS

| Season (Date)       | W/L      | Result                               | Site                     |
|---------------------|----------|--------------------------------------|--------------------------|
| 1960 (10/16)        | L        | Los Angeles 23, @Denver 19           | Bears Stadium            |
| 1960 (12/10)        | L        | @Los Angeles 41, Denver 33           | Los Angeles Coliseum     |
| 1961 (10/29)        | L        | @San Diego 37, Denver 0              | Balboa Stadium           |
| 1961 (11/12)        | L        | San Diego 19, @Denver 16             | Bears Stadium            |
| <b>1962 (9/7)</b>   | <b>W</b> | <b>@Denver 30, San Diego 21</b>      | <b>Bears Stadium</b>     |
| <b>1962 (11/4)</b>  | <b>W</b> | <b>Denver 23, @San Diego 20</b>      | <b>Balboa Stadium</b>    |
| <b>1963 (10/6)</b>  | <b>W</b> | <b>@Denver 50, San Diego 34</b>      | <b>Bears Stadium</b>     |
| 1963 (12/22)        | L        | @San Diego 58, Denver 20             | Balboa Stadium           |
| 1964 (10/18)        | L        | @San Diego 42, Denver 14             | Balboa Stadium           |
| 1964 (11/8)         | L        | San Diego 31, @Denver 20             | Bears Stadium            |
| 1965 (9/11)         | L        | @San Diego 34, Denver 31             | Balboa Stadium           |
| 1965 (11/7)         | L        | San Diego 35, @Denver 21             | Bears Stadium            |
| 1966 (10/30)        | L        | @San Diego 24, Denver 17             | Balboa Stadium           |
| <b>1966 (11/27)</b> | <b>W</b> | <b>@Denver 20, San Diego 17</b>      | <b>Bears Stadium</b>     |
| 1967 (10/22)        | L        | San Diego 38, @Denver 21             | Bears Stadium            |
| 1967 (11/23)        | L        | @San Diego 24, Denver 20             | Balboa Stadium           |
| 1968 (10/20)        | L        | @San Diego 55, Denver 24             | San Diego Stadium        |
| 1968 (12/1)         | L        | San Diego 47, @Denver 23             | Bears Stadium            |
| <b>1969 (11/2)</b>  | <b>W</b> | <b>@Denver 13, San Diego 0</b>       | <b>Bears Stadium</b>     |
| 1969 (11/23)        | L        | @San Diego 45, Denver 24             | San Diego Stadium        |
| 1970 (11/8)         | L        | @San Diego 24, Denver 21             | San Diego Stadium        |
| <b>1970 (12/13)</b> | <b>T</b> | <b>@Denver 17, San Diego 17</b>      | <b>Mile High Stadium</b> |
| <b>1971 (10/17)</b> | <b>W</b> | <b>@Denver 20, San Diego 16</b>      | <b>Mile High Stadium</b> |
| 1971 (12/12)        | L        | @San Diego 45, Denver 17             | San Diego Stadium        |
| 1972 (9/24)         | L        | @San Diego 37, Denver 14             | San Diego Stadium        |
| <b>1972 (12/10)</b> | <b>W</b> | <b>@Denver 38, San Diego 13</b>      | <b>Mile High Stadium</b> |
| <b>1973 (11/11)</b> | <b>W</b> | <b>@Denver 30, San Diego 19</b>      | <b>Mile High Stadium</b> |
| <b>1973 (12/9)</b>  | <b>W</b> | <b>Denver 42, @San Diego 28</b>      | <b>San Diego Stadium</b> |
| <b>1974 (10/20)</b> | <b>W</b> | <b>@Denver 27, San Diego 7</b>       | <b>Mile High Stadium</b> |
| 1974 (12/15)        | L        | @San Diego 17, Denver 0              | San Diego Stadium        |
| <b>1975 (11/16)</b> | <b>W</b> | <b>Denver 27, @San Diego 17</b>      | <b>San Diego Stadium</b> |
| <b>1975 (11/30)</b> | <b>W</b> | <b>@Denver 13, San Diego 10 (OT)</b> | <b>Mile High Stadium</b> |

## BRONCOS/CHARGERS ALL-TIME RESULTS CONT.

| Season (Date)       | W/L      | Result                               | Site                              |
|---------------------|----------|--------------------------------------|-----------------------------------|
| <b>1976 (10/3)</b>  | <b>W</b> | <b>@Denver 26, San Diego 0</b>       | <b>Mile High Stadium</b>          |
| <b>1976 (11/14)</b> | <b>W</b> | <b>Denver 17, @San Diego 0</b>       | <b>San Diego Stadium</b>          |
| <b>1977 (11/13)</b> | <b>W</b> | <b>Denver 17, @San Diego 14</b>      | <b>San Diego Stadium</b>          |
| <b>1977 (12/11)</b> | <b>W</b> | <b>@Denver 17, San Diego 9</b>       | <b>Mile High Stadium</b>          |
| <b>1978 (9/17)</b>  | <b>W</b> | <b>@Denver 27, San Diego 14</b>      | <b>Mile High Stadium</b>          |
| 1978 (10/8)         | L        | @San Diego 23, Denver 0              | San Diego Stadium                 |
| <b>1979 (10/7)</b>  | <b>W</b> | <b>@Denver 7, San Diego 0</b>        | <b>Mile High Stadium</b>          |
| 1979 (12/17)        | L        | @San Diego 17, Denver 7              | San Diego Stadium                 |
| 1980 (9/21)         | L        | San Diego 30, @Denver 13             | Mile High Stadium                 |
| <b>1980 (11/9)</b>  | <b>W</b> | <b>Denver 20, @San Diego 13</b>      | <b>San Diego Stadium</b>          |
| <b>1981 (9/27)</b>  | <b>W</b> | <b>@Denver 42, San Diego 24</b>      | <b>Mile High Stadium</b>          |
| 1981 (11/29)        | L        | @San Diego 34, Denver 17             | Jack Murphy Stadium               |
| 1982 (9/12)         | L        | San Diego 23, @Denver 3              | Mile High Stadium                 |
| 1982 (11/28)        | L        | @San Diego 30, Denver 20             | Jack Murphy Stadium               |
| <b>1983 (10/23)</b> | <b>W</b> | <b>@Denver 14, San Diego 6</b>       | <b>Mile High Stadium</b>          |
| 1983 (11/27)        | L        | @San Diego 31, Denver 7              | Jack Murphy Stadium               |
| <b>1984 (11/11)</b> | <b>W</b> | <b>@Denver 16, San Diego 13</b>      | <b>Mile High Stadium</b>          |
| <b>1984 (12/9)</b>  | <b>W</b> | <b>Denver 16, @San Diego 13</b>      | <b>Jack Murphy Stadium</b>        |
| 1985 (11/3)         | L        | @San Diego 30, Denver 10             | Jack Murphy Stadium               |
| <b>1985 (11/17)</b> | <b>W</b> | <b>@Denver 30, San Diego 24 (OT)</b> | <b>Mile High Stadium</b>          |
| <b>1986 (10/12)</b> | <b>W</b> | <b>Denver 31, @San Diego 14</b>      | <b>Jack Murphy Stadium</b>        |
| 1986 (11/9)         | L        | San Diego 9, @Denver 3               | Mile High Stadium                 |
| <b>1987 (11/29)</b> | <b>W</b> | <b>Denver 31, @San Diego 17</b>      | <b>Jack Murphy Stadium</b>        |
| <b>1987 (12/27)</b> | <b>W</b> | <b>@Denver 24, San Diego 0</b>       | <b>Mile High Stadium</b>          |
| <b>1988 (9/11)</b>  | <b>W</b> | <b>@Denver 34, San Diego 3</b>       | <b>Mile High Stadium</b>          |
| <b>1988 (10/2)</b>  | <b>W</b> | <b>Denver 12, @San Diego 0</b>       | <b>Jack Murphy Stadium</b>        |
| <b>1989 (10/8)</b>  | <b>W</b> | <b>@Denver 16, San Diego 10</b>      | <b>Mile High Stadium</b>          |
| 1989 (12/24)        | L        | @San Diego 19, Denver 16             | Jack Murphy Stadium               |
| 1990 (11/11)        | L        | @San Diego 19, Denver 7              | Jack Murphy Stadium               |
| <b>1990 (12/16)</b> | <b>W</b> | <b>@Denver 20, San Diego 10</b>      | <b>Mile High Stadium</b>          |
| <b>1991 (9/22)</b>  | <b>W</b> | <b>@Denver 27, San Diego 19</b>      | <b>Mile High Stadium</b>          |
| <b>1991 (12/22)</b> | <b>W</b> | <b>Denver 17, @San Diego 14</b>      | <b>Jack Murphy Stadium</b>        |
| <b>1992 (9/13)</b>  | <b>W</b> | <b>@Denver 21, San Diego 13</b>      | <b>Mile High Stadium</b>          |
| 1992 (10/25)        | L        | @San Diego 24, Denver 21             | Jack Murphy Stadium               |
| <b>1993 (9/12)</b>  | <b>W</b> | <b>@Denver 34, San Diego 17</b>      | <b>Mile High Stadium</b>          |
| 1993 (12/5)         | L        | @San Diego 13, Denver 10             | Jack Murphy Stadium               |
| 1994 (9/4)          | L        | San Diego 37, @Denver 34             | Mile High Stadium                 |
| <b>1994 (10/23)</b> | <b>W</b> | <b>Denver 20, @San Diego 15</b>      | <b>Jack Murphy Stadium</b>        |
| 1995 (9/24)         | L        | @San Diego 17, Denver 6              | Jack Murphy Stadium               |
| <b>1995 (11/19)</b> | <b>W</b> | <b>@Denver 30, San Diego 27</b>      | <b>Mile High Stadium</b>          |
| <b>1996 (10/6)</b>  | <b>W</b> | <b>@Denver 28, San Diego 17</b>      | <b>Mile High Stadium</b>          |
| 1996 (12/22)        | L        | @San Diego 16, Denver 10             | Jack Murphy Stadium               |
| <b>1997 (11/30)</b> | <b>W</b> | <b>Denver 38, @San Diego 28</b>      | <b>Qualcomm Stadium</b>           |
| <b>1997 (12/21)</b> | <b>W</b> | <b>@Denver 38, San Diego 3</b>       | <b>Mile High Stadium</b>          |
| <b>1998 (11/8)</b>  | <b>W</b> | <b>@Denver 27, San Diego 10</b>      | <b>Mile High Stadium</b>          |
| <b>1998 (11/29)</b> | <b>W</b> | <b>Denver 31, @San Diego 16</b>      | <b>Qualcomm Stadium</b>           |
| <b>1999 (11/7)</b>  | <b>W</b> | <b>Denver 33, @San Diego 17</b>      | <b>Qualcomm Stadium</b>           |
| 1999 (1/2)          | L        | San Diego 12, @Denver 6              | Mile High Stadium                 |
| <b>2000 (10/8)</b>  | <b>W</b> | <b>Denver 21, @San Diego 7</b>       | <b>Qualcomm Stadium</b>           |
| <b>2000 (11/19)</b> | <b>W</b> | <b>@Denver 38, San Diego 37</b>      | <b>Mile High Stadium</b>          |
| 2001 (10/21)        | L        | @San Diego 27, Denver 10             | Qualcomm Stadium                  |
| <b>2001 (11/11)</b> | <b>W</b> | <b>@Denver 26, San Diego 16</b>      | <b>INVESCO Field at Mile High</b> |
| <b>2002 (10/6)</b>  | <b>W</b> | <b>@Denver 26, San Diego 9</b>       | <b>INVESCO Field at Mile High</b> |
| 2002 (12/1)         | L        | @San Diego 30, Denver 27 (OT)        | Qualcomm Stadium                  |
| <b>2003 (9/14)</b>  | <b>W</b> | <b>Denver 37, @San Diego 13</b>      | <b>Qualcomm Stadium</b>           |
| <b>2003 (11/16)</b> | <b>W</b> | <b>@Denver 37, San Diego 8</b>       | <b>INVESCO Field at Mile High</b> |
| <b>2004 (9/26)</b>  | <b>W</b> | <b>@Denver 23, San Diego 13</b>      | <b>INVESCO Field at Mile High</b> |
| 2004 (12/5)         | L        | @San Diego 20, Denver 17             | Qualcomm Stadium                  |



# DENVER BRONCOS WEEKLY RELEASE

## BRONCOS/CHARGERS ALL-TIME RESULTS CONT.

| Season (Date) | W/L | Result                        | Site                                |
|---------------|-----|-------------------------------|-------------------------------------|
| 2005 (9/18)   | W   | @Denver 20, San Diego 17      | INVESCO Field at Mile High          |
| 2005 (12/31)  | W   | Denver 23, @San Diego 7       | Qualcomm Stadium                    |
| 2006 (11/19)  | L   | San Diego 35, @Denver 27      | INVESCO Field at Mile High          |
| 2006 (12/10)  | L   | @San Diego 48, Denver 20      | Qualcomm Stadium                    |
| 2007 (10/7)   | L   | San Diego 41, @Denver 3       | INVESCO Field at Mile High          |
| 2007 (12/24)  | L   | @San Diego 23, Denver 3       | Qualcomm Stadium                    |
| 2008 (9/14)   | W   | @Denver 39, San Diego 38      | INVESCO Field at Mile High          |
| 2008 (12/28)  | L   | @San Diego 52, Denver 21      | Qualcomm Stadium                    |
| 2009 (10/19)  | W   | Denver 34, @San Diego 23      | Qualcomm Stadium                    |
| 2009 (11/22)  | L   | San Diego 32 @Denver 3        | INVESCO Field at Mile High          |
| 2010 (11/22)  | L   | @San Diego 35, Denver 14      | Qualcomm Stadium                    |
| 2010 (1/2)    | L   | San Diego 33, @Denver 28      | INVESCO Field at Mile High          |
| 2011 (10/9)   | L   | San Diego 29, @Denver 24      | Sports Authority Field at Mile High |
| 2011 (11/27)  | W   | Denver 16, @San Diego 13 (OT) | Qualcomm Stadium                    |
| 2012 (10/15)  | W   | Denver 35, @San Diego 24      | Qualcomm Stadium                    |
| 2012 (11/18)  | W   | @Denver 30, San Diego 23      | Sports Authority Field at Mile High |
| 2013 (11/10)  | W   | Denver 28, @San Diego 20      | Qualcomm Stadium                    |
| 2013 (12/12)  | L   | San Diego 27, @Denver 20      | Sports Authority Field at Mile High |
| 2014 (1/12)   | W   | @Denver 24, San Diego 17*     | Sports Authority Field at Mile High |
| 2014 (10/23)  | W   | @Denver 35, San Diego 21      | Sports Authority Field at Mile High |
| 2014 (12/14)  | W   | Denver 22, @San Diego 10      | Qualcomm Stadium                    |
| 2015 (12/6)   | W   | Denver 17, @San Diego 3       | Qualcomm Stadium                    |
| 2015 (1/3)    | W   | @Denver 27, San Diego 20      | Sports Authority Field at Mile High |
| 2016 (10/13)  | L   | @San Diego 21, Denver 13      | Qualcomm Stadium                    |
| 2016 (10/30)  | W   | @Denver 27, San Diego 19      | Sports Authority Field at Mile High |
| 2017 (9/11)   | W   | @Denver 24, Los Angeles 21    | Sports Authority Field at Mile High |
| 2017 (10/22)  | L   | @Los Angeles 21, Denver 0     | StubHub Center                      |
| 2018 (11/18)  | W   | Denver 23, @Los Angeles 22    | StubHub Center                      |
| 2018 (12/30)  | L   | Los Angeles 23, @Denver 9     | Broncos Stadium at Mile High        |
| 2019 (10/6)   | W   | Denver 20, @Los Angeles 13    | Dignity Health Sports Park          |
| 2019 (12/1)   | W   | @Denver 23, Los Angeles 20    | Empower Field at Mile High          |
| 2020 (11/1)   | W   | @Denver 31, Los Angeles 30    | Empower Field at Mile High          |
| 2020 (12/27)  | L   | @Los Angeles 19, Denver 16    | SoFi Stadium                        |
| 2021 (11/28)  | W   | @Denver 28, Los Angeles 13    | Empower Field at Mile High          |
| 2022 (1/2)    | L   | @Los Angeles 34, Denver 13    | SoFi Stadium                        |
| 2022 (10/17)  | L   | @Los Angeles 19, Denver 16 OT | SoFi Stadium                        |
| 2023 (1/8)    | W   | @Denver 31, Los Angeles 28    | Empower Field at Mile High          |
| 2023 (12/10)  | W   | Denver 24, @ Los Angeles 7    | SoFi Stadium                        |
| 2023 (12/31)  | W   | @Denver 16, Los Angeles 9     | Empower Field at Mile High          |

\*2013 AFC Divisional Playoff

## NFL SCHEDULE - WEEK 6

### Thursday, Oct. 10

San Francisco at Seattle . . . . . 8:15 p.m. (EDT)

### Sunday, Oct. 13

Chicago at Jacksonville (London) . . . . . 2:30 p.m. (BST)  
 Arizona at Green Bay . . . . . 12:00 p.m. (CDT)  
 Tampa Bay at New Orleans . . . . . 12:00 p.m. (CDT)  
 Washington at Baltimore . . . . . 1:00 p.m. (EDT)  
 Houston at New England . . . . . 1:00 p.m. (EDT)  
 Cleveland at Philadelphia . . . . . 1:00 p.m. (EDT)  
 Indianapolis at Tennessee . . . . . 1:00 p.m. (EDT)  
 Pittsburgh at Las Vegas . . . . . 1:05 p.m. (PDT)  
**L.A. Chargers at Denver . . . . . 2:05 p.m. (MDT)**  
 Detroit at Dallas . . . . . 3:25 p.m. (CDT)  
 Atlanta at Carolina . . . . . 4:25 p.m. (EDT)  
 Cincinnati at N.Y. Giants . . . . . 8:20 p.m. (EDT)

### Monday, Oct. 14

Buffalo at N.Y. Jets . . . . . 8:15 p.m. (EDT)

## WHAT TO WATCH FOR VS. L.A. CHARGERS

### TEAM (72-55-1 all-time record versus Chargers; 45-18-1 at home)

\* - Needs a win to improve to 73-55-1 overall and 46-18-1 at home in the all-time series versus the Chargers.

### TEAM (306-181-7 all-time record at home)

\* - Needs a win to capture their 307th home victory in franchise history.

### TEAM (19 sacks)

\* - Needs seven sacks to tie the 2015 team for the most sacks by a Broncos squad within the first six weeks of a season.

### TEAM (2 safeties)

\* - Needs one safety to tie the franchise record for most safeties recorded in a single season.

### HEAD COACH SEAN PAYTON (163 career regular-season wins)

\* - Needs one victory to eclipse Head Coach John Harbaugh for sole possession of the 19th-most regular-season wins among head coaches in league history.

### DE ZACH ALLEN (3.0 sacks in 2024)

\* - Needs two sacks to reach the five sack milestone in each of the last three seasons.

### OLB NIK BONITTO (1.0 sack in last three games)

\* - Needs one sack to become the first Bronco since outside linebacker Von Miller in 2021 to record at least one sack in four straight games.

### OLB JONATHON COOPER (17.0 Sacks in 52 career games)

\* - Needs 1.5 sacks to tie nose tackle Jeff Wright for the 10th-most quarterback takedowns by a player drafted in the seventh round or later in the NFL Draft in his first 53 career games.

### RB JALEEL MCLAUGHLIN (518 rushing yards in first two years)

\* - Needs eight rushing yards to tie running back Wendell Hayes for the fifth-most yards on the ground by an undrafted player on the Broncos in his first two NFL seasons.

### CB RILEY MOSS (1 pass defensed in last three games)

\* - Needs one pass defensed to become the first Bronco since cornerback Pat Surtain II in 2022 to record at least one pass defensed in four straight games.

### QB BO NIX (102 completions)

\* - Needs 21 completions to tie quarterback John Elway for the most completions by a Broncos rookie signal caller.

### CB PAT SURTAIN II (40 passes defensed)

\* - Needs one pass defensed to tie defensive back Kelly Herndon for the third most passes defensed by a Bronco in his first four seasons.

### WR COURTLAND SUTTON (315 career receptions)

\* - Needs 12 catches to tie wide receiver Brandon Marshall for the 10th-most receptions by a Bronco in team history.

### RB JAVONTE WILLIAMS (2,821 scrimmage yards)

\* - Needs 179 yards from scrimmage to become the 15th Bronco in team history to reach 3,000 yards from scrimmage within his first four seasons.



# DENVER BRONCOS WEEKLY RELEASE

## 2024 NFL STANDINGS

### AFC East

| Team | W | L | T | Pct  | PF  | PA  | Home | Road | Div | AFC | NFC |
|------|---|---|---|------|-----|-----|------|------|-----|-----|-----|
| Buf. | 3 | 2 | 0 | .600 | 142 | 106 | 2-0  | 1-2  | 1-0 | 2-2 | 1-0 |
| NYJ  | 2 | 3 | 0 | .400 | 93  | 85  | 1-1  | 1-2  | 1-0 | 2-1 | 0-2 |
| Mia. | 2 | 3 | 0 | .400 | 60  | 113 | 1-2  | 1-1  | 1-1 | 2-2 | 0-1 |
| N.E. | 1 | 4 | 0 | .200 | 62  | 102 | 0-2  | 1-2  | 0-2 | 1-2 | 0-2 |

### AFC North

| Team | W | L | T | Pct  | PF  | PA  | Home | Road | Div | AFC | NFC |
|------|---|---|---|------|-----|-----|------|------|-----|-----|-----|
| Bal. | 3 | 2 | 0 | .600 | 147 | 126 | 1-1  | 2-1  | 1-0 | 2-2 | 1-0 |
| Pit. | 3 | 2 | 0 | .600 | 92  | 73  | 1-1  | 2-1  | 0-0 | 2-1 | 1-1 |
| Cle. | 1 | 4 | 0 | .200 | 79  | 121 | 0-2  | 1-2  | 0-0 | 1-1 | 0-3 |
| Cin. | 1 | 4 | 0 | .200 | 140 | 145 | 0-3  | 1-1  | 0-1 | 0-3 | 1-1 |

### AFC South

| Team | W | L | T | Pct  | PF  | PA  | Home | Road | Div | AFC | NFC |
|------|---|---|---|------|-----|-----|------|------|-----|-----|-----|
| Hou. | 4 | 1 | 0 | .800 | 102 | 114 | 3-0  | 1-1  | 2-0 | 3-0 | 1-1 |
| Ind. | 2 | 3 | 0 | .400 | 119 | 122 | 2-1  | 0-2  | 0-2 | 1-2 | 1-1 |
| Ten. | 1 | 3 | 0 | .250 | 79  | 90  | 0-2  | 1-1  | 0-0 | 1-1 | 0-2 |
| Jac. | 1 | 4 | 0 | .200 | 97  | 143 | 1-1  | 0-3  | 1-1 | 1-4 | 0-0 |

### AFC West

| Team        | W        | L        | T        | Pct         | PF        | PA        | Home       | Road       | Div        | AFC        | NFC        |
|-------------|----------|----------|----------|-------------|-----------|-----------|------------|------------|------------|------------|------------|
| K.C.        | 5        | 0        | 0        | 1.000       | 118       | 85        | 3-0        | 2-0        | 1-0        | 3-0        | 2-0        |
| <b>Den.</b> | <b>3</b> | <b>2</b> | <b>0</b> | <b>.600</b> | <b>96</b> | <b>73</b> | <b>1-1</b> | <b>2-1</b> | <b>1-0</b> | <b>2-1</b> | <b>1-1</b> |
| LAC         | 2        | 2        | 0        | .500        | 68        | 50        | 1-1        | 1-1        | 1-1        | 1-2        | 1-0        |
| L.V.        | 2        | 3        | 0        | .400        | 96        | 131       | 1-1        | 1-2        | 0-2        | 2-2        | 0-1        |

### NFC East

| Team | W | L | T | Pct  | PF  | PA  | Home | Road | Div | NFC | AFC |
|------|---|---|---|------|-----|-----|------|------|-----|-----|-----|
| Was. | 4 | 1 | 0 | .800 | 155 | 115 | 2-0  | 2-1  | 1-0 | 2-1 | 2-0 |
| Dal. | 3 | 2 | 0 | .600 | 117 | 121 | 0-2  | 3-0  | 1-0 | 1-1 | 2-1 |
| Phi. | 2 | 2 | 0 | .500 | 86  | 96  | 1-1  | 1-1  | 0-0 | 2-2 | 0-0 |
| NYG  | 2 | 3 | 0 | .400 | 89  | 104 | 0-2  | 2-1  | 0-2 | 1-3 | 1-0 |

### NFC North

| Team | W | L | T | Pct   | PF  | PA  | Home | Road | Div | NFC | AFC |
|------|---|---|---|-------|-----|-----|------|------|-----|-----|-----|
| Min. | 5 | 0 | 0 | 1.000 | 139 | 76  | 3-0  | 2-0  | 1-0 | 3-0 | 2-0 |
| Det. | 3 | 1 | 0 | .750  | 104 | 82  | 2-1  | 1-0  | 0-0 | 3-1 | 0-0 |
| G.B. | 3 | 2 | 0 | .600  | 128 | 108 | 1-1  | 2-1  | 0-1 | 1-2 | 2-0 |
| Chi. | 3 | 2 | 0 | .600  | 113 | 85  | 3-0  | 0-2  | 0-0 | 2-0 | 1-2 |

### NFC South

| Team | W | L | T | Pct  | PF  | PA  | Home | Road | Div | NFC | AFC |
|------|---|---|---|------|-----|-----|------|------|-----|-----|-----|
| Atl. | 3 | 2 | 0 | .600 | 111 | 115 | 2-2  | 1-0  | 2-0 | 3-0 | 0-2 |
| T.B. | 3 | 2 | 0 | .600 | 127 | 114 | 2-1  | 1-1  | 0-1 | 3-1 | 0-1 |
| N.O. | 2 | 3 | 0 | .400 | 140 | 96  | 1-1  | 1-2  | 1-1 | 2-2 | 0-1 |
| Car. | 1 | 4 | 0 | .200 | 83  | 165 | 0-2  | 1-2  | 0-1 | 0-2 | 1-2 |

### NFC West

| Team | W | L | T | Pct  | PF  | PA  | Home | Road | Div | NFC | AFC |
|------|---|---|---|------|-----|-----|------|------|-----|-----|-----|
| Sea. | 3 | 2 | 0 | .600 | 122 | 114 | 2-1  | 1-1  | 0-0 | 0-2 | 3-0 |
| Ari. | 2 | 3 | 0 | .400 | 120 | 129 | 1-2  | 1-1  | 2-0 | 2-2 | 0-1 |
| S.F. | 2 | 3 | 0 | .400 | 126 | 106 | 2-1  | 0-2  | 0-2 | 0-3 | 2-0 |
| LAR  | 1 | 4 | 0 | .200 | 94  | 139 | 1-1  | 0-3  | 1-1 | 1-4 | 0-0 |

Key: x = clinched playoffs; y = clinched wild card; z = clinched division;

\* = clinched home field advantage

## BRONCOS ALL-TIME YEAR-BY-YEAR RECORDS

| YEAR         | PRESEASON             | REG. SEASON              | PLAYOFFS            |
|--------------|-----------------------|--------------------------|---------------------|
| 1960         | 0-5                   | 4-9-1                    | 0-0                 |
| 1961         | 1-4                   | 3-11                     | 0-0                 |
| 1962         | 2-2                   | 7-7                      | 0-0                 |
| 1963         | 2-3                   | 2-11-1                   | 0-0                 |
| 1964         | 2-3                   | 2-11-1                   | 0-0                 |
| 1965         | 1-4                   | 4-10                     | 0-0                 |
| 1966         | 1-3                   | 4-10                     | 0-0                 |
| 1967         | 3-1                   | 3-11                     | 0-0                 |
| 1968         | 1-4                   | 5-9                      | 0-0                 |
| 1969         | 1-4                   | 5-8-1                    | 0-0                 |
| 1970         | 3-2                   | 5-8-1                    | 0-0                 |
| 1971         | 1-4                   | 4-9-1                    | 0-0                 |
| 1972         | 2-3                   | 5-9                      | 0-0                 |
| 1973         | 2-3                   | 7-5-2                    | 0-0                 |
| 1974         | 4-2                   | 7-6-1                    | 0-0                 |
| 1975         | 3-3                   | 6-8                      | 0-0                 |
| 1976         | 5-2                   | 9-5                      | 0-0                 |
| 1977         | 5-1                   | 12-2                     | 2-1 (S.B. loss)     |
| 1978         | 2-2                   | 10-6                     | 0-1                 |
| 1979         | 3-1                   | 10-6                     | 0-1                 |
| 1980         | 2-2                   | 8-8                      | 0-0                 |
| 1981         | 2-2                   | 10-6                     | 0-0                 |
| 1982         | 4-0                   | 2-7                      | 0-0                 |
| 1983         | 3-1                   | 9-7                      | 0-1                 |
| 1984         | 3-1                   | 13-3                     | 0-1                 |
| 1985         | 2-2                   | 11-5                     | 0-0                 |
| 1986         | 2-2                   | 11-5                     | 2-1 (S.B. loss)     |
| 1987         | 3-2                   | 10-4-1                   | 2-1 (S.B. loss)     |
| 1988         | 3-1                   | 8-8                      | 0-0                 |
| 1989         | 2-2                   | 11-5                     | 2-1 (S.B. loss)     |
| 1990         | 3-2                   | 5-11                     | 0-0                 |
| 1991         | 2-3                   | 12-4                     | 1-1                 |
| 1992         | 1-4                   | 8-8                      | 0-0                 |
| 1993         | 2-2                   | 9-7                      | 0-1                 |
| 1994         | 2-3                   | 7-9                      | 0-0                 |
| 1995         | 3-2                   | 8-8                      | 0-0                 |
| 1996         | 3-1                   | 13-3                     | 0-1                 |
| 1997         | 3-2                   | 12-4                     | 4-0 (S.B. win)      |
| 1998         | 3-1                   | 14-2                     | 3-0 (S.B. win)      |
| 1999         | 3-2                   | 6-10                     | 0-0                 |
| 2000         | 4-0                   | 11-5                     | 0-1                 |
| 2001         | 3-1                   | 8-8                      | 0-0                 |
| 2002         | 3-1                   | 9-7                      | 0-0                 |
| 2003         | 3-1                   | 10-6                     | 0-1                 |
| 2004         | 2-3                   | 10-6                     | 0-1                 |
| 2005         | 4-0                   | 13-3                     | 1-1                 |
| 2006         | 3-1                   | 9-7                      | 0-0                 |
| 2007         | 2-2                   | 7-9                      | 0-0                 |
| 2008         | 2-2                   | 8-8                      | 0-0                 |
| 2009         | 1-3                   | 8-8                      | 0-0                 |
| 2010         | 1-3                   | 4-12                     | 0-0                 |
| 2011         | 2-2                   | 8-8                      | 1-1                 |
| 2012         | 2-2                   | 13-3                     | 0-1                 |
| 2013         | 2-2                   | 13-3                     | 2-1 (S.B. loss)     |
| 2014         | 3-1                   | 12-4                     | 0-1                 |
| 2015         | 3-1                   | 12-4                     | 3-0 (S.B. win)      |
| 2016         | 2-2                   | 9-7                      | 0-0                 |
| 2017         | 4-0                   | 5-11                     | 0-0                 |
| 2018         | 2-2                   | 6-10                     | 0-0                 |
| 2019         | 2-3                   | 7-9                      | 0-0                 |
| 2020         | N/A                   | 5-11                     | 0-0                 |
| 2021         | 3-0                   | 7-10                     | 0-0                 |
| 2022         | 2-1                   | 5-12                     | 0-0                 |
| 2023         | 1-2                   | 7-6                      | 0-0                 |
| 2024         | 3-0                   | 3-2                      | 0-0                 |
| <b>TOTAL</b> | <b>154-128 (.546)</b> | <b>511-467-10 (.522)</b> | <b>23-19 (.548)</b> |



# DENVER BRONCOS WEEKLY RELEASE

## DECADES OF SUCCESS



In the Broncos' six-plus decades of professional football, the team has built an impressive resume that includes three World Championships, eight Super Bowl appearances, 15 AFC West titles and 511 regular-season wins.

### BRONCOS REGULAR-SEASON RECORD BY DECADE, SINCE 1960

| Decade        | W          | L          | T         | Pct.        | Playoff Berths | Win Rk.    |
|---------------|------------|------------|-----------|-------------|----------------|------------|
| 1960s         | 39         | 97         | 4         | .287        | 0              | 22nd       |
| 1970s         | 75         | 64         | 5         | .539        | 3              | 8th        |
| 1980s         | 93         | 58         | 1         | .615        | 5              | 4th        |
| 1990s         | 94         | 66         | 0         | .588        | 5              | 7th        |
| 2000s         | 93         | 67         | 0         | .581        | 4              | 6th        |
| 2010s         | 89         | 71         | 0         | .556        | 5              | T-8th      |
| 2020s         | 28         | 44         | 0         | .389        | 0              | T-25th     |
| <b>TOTALS</b> | <b>511</b> | <b>467</b> | <b>10</b> | <b>.522</b> | <b>22</b>      | <b>9th</b> |

## BRONCOS RANK SECOND IN SUPER BOWL APPEARANCES

Denver's eight Super Bowl appearances are tied for the second most in NFL history.

### MOST SUPER BOWL APPEARANCES, NFL HISTORY

| Rk. | Team          | No. |
|-----|---------------|-----|
| 1.  | New England   | 11  |
| 2.  | Denver        | 8   |
|     | Dallas        | 8   |
|     | Pittsburgh    | 8   |
|     | San Francisco | 8   |

### DENVER BRONCOS SUPER BOWL SEASONS/RESULTS

| Season | Coach         | Opponent      | Result   |
|--------|---------------|---------------|----------|
| 1977   | Red Miller    | Dallas        | L, 27-10 |
| 1986   | Dan Reeves    | N.Y. Giants   | L, 39-20 |
| 1987   | Dan Reeves    | Washington    | L, 42-10 |
| 1989   | Dan Reeves    | San Francisco | L, 55-10 |
| 1997   | Mike Shanahan | Green Bay     | W, 31-24 |
| 1998   | Mike Shanahan | Atlanta       | W, 34-19 |
| 2013   | John Fox      | Seattle       | L, 43-8  |
| 2015   | Gary Kubiak   | Carolina      | W, 24-10 |

## DENVER OWNS SECOND-MOST AFC WEST CROWNS

Denver has won 15 AFC West titles since 1970 to represent the second-most among division members.

### MOST AFC WEST DIVISION TITLES

| Rk. | Team                 | No. |
|-----|----------------------|-----|
| 1.  | Kansas City          | 16  |
| 2.  | Denver               | 15  |
| 3.  | Oakland / Las Vegas  | 12  |
| 4.  | S.D. / L.A. Chargers | 10  |
| 5.  | Seattle              | 2   |

## HOME SELLOUT STREAK

Denver owns the NFL's home record sellout streak (443 games) for a single city. The streak, which includes 421 regular-season games and 22 playoff contests, began in Week 1 of the 1970 season.

### LONGEST CURRENT HOME SELLOUT STREAKS IN A SINGLE CITY (INCLUDES POSTSEASON)

| Rk. | Team        | Date Started (Opponent)         | Streak |
|-----|-------------|---------------------------------|--------|
| 1.  | Denver      | Sept. 27, 1970 (vs. Pittsburgh) | 443    |
| 2.  | Pittsburgh  | Sept. 17, 1972 (vs. Oakland)    | 435    |
| 3.  | N.Y. Giants | Sept. 15, 1974 (vs. Washington) | 400    |
| 4.  | Green Bay   | Oct. 2, 1960 (vs. Detroit)      | 397    |

## BRONCOS 1-OF-7 TEAMS WITH 300 HOME VICTORIES

The Broncos, who currently have 511 regular-season wins, also own 306 home victories in franchise history. Denver clinched its 300th home win in the 2022 season finale against the L.A. Chargers.

With 306 such victories, the Broncos are currently 1-of-7 teams with 300+ home wins since 1960.

### TEAMS WITH 300 OR MORE HOME WINS, SINCE 1960

| Rk. | Team        | Games | Wins | Losses | Ties | Pct. |
|-----|-------------|-------|------|--------|------|------|
| 1.  | Pittsburgh  | 493   | 327  | 161    | 5    | .668 |
| 2.  | Green Bay   | 492   | 322  | 162    | 8    | .663 |
| 3.  | Dallas      | 492   | 314  | 174    | 4    | .643 |
| 4.  | Minnesota   | 488   | 309  | 175    | 4    | .637 |
| 5.  | Kansas City | 494   | 308  | 182    | 4    | .628 |
| 6.  | Denver      | 495   | 306  | 182    | 7    | .625 |
| 7.  | New England | 493   | 302  | 185    | 6    | .619 |

## 90-WIN DECADES

Since the team's inception in 1960, Denver has totaled three 90+ win decades (1980s, '90s, '00s). The Broncos join the Packers, Steelers and Dolphins as the only teams to accomplish the feat.

### MOST DECADES WITH 90+ REGULAR SEASON WINS, SINCE 1960

| Rk. | Team       | 90+ Win Decades | Decades (Win Total)                          |
|-----|------------|-----------------|--|
| 1.  | Green Bay  | 4               | '60s (96), '90s (93), '00s (95), '10s (102)  |
|     | Pittsburgh | 4               | '70s (99), '90s (93), '00s (103), '10s (102) |
| 3.  | Denver     | 3               | '80s (93), '90s (94), '00s (93)              |
|     | Miami      | 3               | '70s (104), '80s (94), '90s (95)             |

## BRONCOS WITH NINTH-MOST WINS IN NFL SINCE 1960

The Broncos, who played their first regular season game on Friday, Sept. 9, 1960, have accumulated 534 victories (511 reg. + 23 postseason) in franchise history. Denver has produced the ninth-most regular-season wins since 1960 and is currently 1-of-10 NFL franchises in that span to reach the 500-win plateau.

### TOTAL WINS, REGULAR SEASON, SINCE 1960

| Rk. | Team          | Games | Wins | Losses | Ties | Pct. |
|-----|---------------|-------|------|--------|------|------|
| 1.  | Dallas        | 986   | 565  | 415    | 6    | .576 |
| 2.  | Pittsburgh    | 986   | 563  | 412    | 11   | .577 |
| 3.  | Green Bay     | 986   | 554  | 417    | 15   | .569 |
| 4.  | New England   | 988   | 542  | 437    | 9    | .553 |
| 5.  | Kansas City   | 988   | 537  | 439    | 12   | .550 |
| 6.  | Minnesota     | 974   | 528  | 435    | 11   | .548 |
| 7.  | San Francisco | 986   | 525  | 450    | 11   | .538 |
| 8.  | Indianapolis  | 986   | 517  | 462    | 7    | .528 |
| 9.  | Denver        | 988   | 511  | 467    | 10   | .522 |
| 10. | Las Vegas     | 988   | 507  | 470    | 11   | .519 |



## WELCOME HOME, RANDY



A key member of the famed 'Orange Crush' defense, linebacker Randy Gradishar became the fourth defensive player in Broncos history who spent at least four seasons with the team to be enshrined into the Pro Football Hall of Fame in Canton, Ohio.

A native of Ohio, Gradishar spent his entire 10-year career (1974-83) with the Broncos after being selected in the first round (14th overall) by the club in the 1974 NFL Draft out of Ohio State. A seven-time Pro Bowl selection and four-time Associated Press All-Pro, Gradishar totaled 2,049 tackles, 19.5 sacks, 20 interceptions (335 yds., 3 TDs) and 13 fumble recoveries (1 TD) in 145 games (134 starts).

Gradishar currently holds the franchise record for most tackles (2,049) in a career and led the team in tackles for a franchise-record nine consecutive seasons (1975-83). The 1978 Associated Press Defensive Player of the Year, he helped the Broncos to four playoff berths (1977-79, '83), two division titles (1977-78), and one appearance in Super Bowl XII (1977).

### BRONCOS IN THE PRO FOOTBALL HALL OF FAME

| Name                   | Pos.      | Years w/ Broncos | Enshrined   |
|------------------------|-----------|------------------|-------------|
| Willie Brown           | DB        | 1963-66          | 1984        |
| John Elway             | QB        | 1983-98          | 2004        |
| Gary Zimmerman         | T         | 1993-97          | 2008        |
| Floyd Little           | RB        | 1967-75          | 2010        |
| Shannon Sharpe         | TE        | 1990-99, 2002-03 | 2011        |
| Terrell Davis          | RB        | 1995-2001        | 2017        |
| Brian Dawkins          | S         | 2009-11          | 2018        |
| Champ Bailey           | CB        | 2004-13          | 2019        |
| Pat Bowlen             | Owner     | 1984-2019        | 2019        |
| Steve Atwater          | S         | 1989-98          | 2020        |
| John Lynch             | S         | 2004-07          | 2021        |
| Peyton Manning         | QB        | 2012-15          | 2021        |
| DeMarcus Ware          | OLB       | 2014-16          | 2023        |
| <b>Randy Gradishar</b> | <b>LB</b> | <b>1974-83</b>   | <b>2024</b> |

## AMONG BRONCOS GREATS

Linebacker Randy Gradishar accumulated seven Pro Bowls in his career, which is tied for the fifth most in club annals, behind quarterback John Elway (9), cornerback Champ Bailey (8), outside linebacker Von Miller (8) and safety Steve Atwater (8).

### PRO BOWLS BY BRONCOS PLAYERS

| Rk        | Name                   | Pro Bowls |
|-----------|------------------------|-----------|
| 1.        | John Elway             | 9         |
| 2.        | Steve Atwater          | 8         |
|           | Champ Bailey           | 8         |
|           | Von Miller             | 8         |
| <b>5.</b> | <b>Randy Gradishar</b> | <b>7</b>  |
|           | Shannon Sharpe         | 7         |

## GRADISHAR JOINING THE RANKS

In league history, linebacker Randy Gradishar is 1-of-19 players to have been selected to at least seven Pro Bowls and also been named Defensive Player of the Year by the Associated Press. All 19 of those players are now in the Pro Football Hall of Fame with Gradishar's enshrinement.

### DEFENSIVE PLAYER OF THE YEAR & AT LEAST SEVEN PRO BOWLS,

#### LEAGUE HISTORY

| Name            | Name                   |
|-----------------|------------------------|
| Alan Page       | Joe Green              |
| Jack Lambert    | <b>Randy Gradishar</b> |
| Lawrence Taylor | Mike Singletary        |
| Reggie White    | Bruce Smith            |
| Cortez Kennedy  | Rod Woodson            |
| Deion Sanders   | Warren Sapp            |
| Ray Lewis       | Michael Strahan        |
| Derrick Brooks  | Ed Reed                |
| Brian Urlacher  | Charles Woodson        |
| Troy Polamalu   |                        |

## A 'CRUSHING' DEFENSE

Denver ranked among the league's best defenses with linebacker Randy Gradishar leading the team's "Orange Crush Defense." With Gradishar as a starter (1975-83), Denver ranked second in total touchdowns allowed (260) and fourth in points per game against (17.5).

### TOUCHDOWNS ALLOWED, 1975-83

| Rk        | Team          | TDs        |
|-----------|---------------|------------|
| 1.        | Pittsburgh    | 241        |
| <b>2.</b> | <b>Denver</b> | <b>260</b> |
| 3.        | Miami         | 261        |
|           | Tampa Bay     | 261        |
| 5.        | Philadelphia  | 265        |

### POINTS PER GAME ALLOWED, 1975-83

| Rk        | Team          | PPG         |
|-----------|---------------|-------------|
| 1.        | Pittsburgh    | 15.7        |
| 2.        | Miami         | 16.5        |
| 3.        | L.A. Rams     | 17.2        |
| <b>4.</b> | <b>Denver</b> | <b>17.5</b> |
| 5.        | Philadelphia  | 17.5        |
| 6.        | Dallas        | 17.5        |

## MORE BRONCOS IN CANTON

Since 2017, the Broncos have had nine individuals inducted into the Pro Football Hall of Fame, the most among any team in the NFL. Only Dallas (8), Chicago (7) and the New York Jets (6) have sent more than five individuals to Canton in that span.

### HALL OF FAMERS, SINCE 2017

| Team             | No. of Players |
|------------------|----------------|
| <b>1. Denver</b> | <b>9</b>       |
| 2. Dallas        | 8              |
| 3. Chicago       | 7              |
| 4. N.Y. Jets     | 6              |
| 5. Five Teams    | 5              |





## GEORGE PATON ENTERS FOURTH YEAR AS BRONCOS GM



George Paton, who was named general manager of the Broncos on Jan. 13, 2021, is the club's 15th top personnel executive since the franchise's inception in 1960.

| <u>EXECUTIVE</u>    | <u>TITLE</u>                           | <u>YEAR(S)</u>    |
|---------------------|--|-------------------|
| Dean Griffing       | General Manager                        | 1960-61           |
| Jack Faulkner       | General Manager/Head Coach             | 1962-64           |
| Fred Gehrke         | Director of Player Personnel           | 1965-66           |
| Lou Saban           | General Manager/Head Coach             | 1967-71           |
| John Ralston        | General Manager/Head Coach             | 1972-76           |
| Fred Gehrke         | Vice President—General Manager         | 1977-80           |
| Grady Alderman      | General Manager                        | 1981-82           |
| Hein Poulus         | Vice President—General Manager         | 1983              |
| John Beake          | General Manager                        | 1984-98           |
| Neal Dahlen         | General Manager                        | 1999-2001         |
| Ted Sundquist       | General Manager                        | 2002-07           |
| Jim Goodman         | V.P. of Football Ops./Player Personnel | 2008              |
| Brian Xanders       | General Manager                        | 2009-10           |
| John Elway          | Exec. V.P. of Football Ops./GM         | 2011-20           |
| <b>George Paton</b> | <b>General Manager</b>                 | <b>2021-pres.</b> |

## 2024 BRONCOS ROOKIE DRAFT CLASS

Denver's fourth draft under General Manager George Paton saw Denver make a total of seven selections, with five of the seven picks being used on offensive players. For the fifth time in team history and the first time since 2016, the Broncos selected a quarterback with their first round selection.

### DENVER'S 2024 DRAFT CLASS

| <u>Player</u>      | <u>Pos.</u> | <u>Rd. (Ovr.)</u> | <u>School</u>  |
|--------------------|-------------|-------------------|----------------|
| Bo Nix             | QB          | 1 (12)            | Oregon         |
| Jonah Elliss       | OLB         | 3 (76)            | Utah           |
| Troy Franklin      | WR          | 4 (102)           | Oregon         |
| Kris Abrams-Draine | CB          | 5 (145)           | Missouri       |
| Audric Estimate    | RB          | 5 (147)           | Notre Dame     |
| Devaughn Vele      | WR          | 7 (235)           | Utah           |
| Nick Gargiulo      | C           | 7 (256)           | South Carolina |

## PATON FILLS OUT BRONCOS ROSTER

The Broncos' current 53-man roster features 17 players (32.1%) who were not with the team in 2023.

### NEW PLAYERS ON DENVER'S 53-MAN ROSTER

| <u>How Acquired</u> | <u>Total</u> |
|---------------------|--------------|
| NFL Draft           | 5            |
| College Free Agency | 3            |
| Veteran Free Agency | 7            |
| Trade               | 2            |
| <b>TOTALS</b>       | <b>17</b>    |

## PATON FILLS OUT BRONCOS ROSTER CONT.

### NEW VETERAN PLAYERS ON DENVER'S 53-MAN ROSTER

| <u>Player</u>       | <u>Pos.</u> | <u>Exp.</u> | <u>How Acq.</u> | <u>Prev. Team</u> |
|---------------------|-------------|-------------|-----------------|-------------------|
| Cody Barton         | ILB         | 6           | UFA (Was.)      | Washington        |
| John Franklin-Myers | DE          | 7           | T (NYJ)         | N.Y. Jets         |
| Brandon Jones       | S           | 5           | UFA (Mia.)      | Miami             |
| Matt Peart          | T           | 5           | UFA (NYG)       | N.Y. Giants       |
| Josh Reynolds       | WR          | 8           | UFA (Det.)      | Detroit           |
| Malcolm Roach       | DT          | 5           | UFA (N.O.)      | New Orleans       |
| Levi Wallace        | CB          | 7           | UFA (Pit.)      | Pittsburgh        |
| Kristian Welch      | ILB         | 5           | FA (G.B.)       | Green Bay         |
| Zach Wilson         | QB          | 4           | T (NYJ)         | N.Y. Jets         |

### ROOKIE PLAYERS ON DENVER'S 53-MAN ROSTER

| <u>Player</u>      | <u>Pos.</u> | <u>Rd. (Ovr.)</u> | <u>School</u> |
|--------------------|-------------|-------------------|---------------|
| Kris Abrams-Draine | CB          | 5 (145)           | Missouri      |
| Frank Crum         | T           | CFA               | Wyoming       |
| Jonah Elliss       | OLB         | 3 (76)            | Utah          |
| Troy Franklin      | WR          | 4 (102)           | Oregon        |
| Bo Nix             | QB          | 1 (12)            | Oregon        |
| Dondrea Tillman    | OLB         | CFA               | Indiana (Pa.) |
| Devaughn Vele      | WR          | 7 (235)           | Utah          |
| Blake Watson       | RB          | CFA               | Memphis       |

## SUCCESS IN SCOUTING UNDRAFTED FREE AGENTS

In 20 of the last 21 years, at least one rookie college free agent has made the Broncos' initial 53-man roster out of training camp. This season, there were three such players who made the initial roster: ILB Levelle Bailey, T Frank Crum and RB Blake Watson.

Seven players who were originally signed by Denver as college free agents made the initial 53-man roster for the 2024 season.

### CFA's ON DENVER'S INITIAL 53-MAN ROSTER, 2024 SEASON

| <u>Year</u> | <u>Player</u>        | <u>College</u>   |
|-------------|----------------------|------------------|
| 2023        | TE Nate Adkins       | South Carolina   |
| 2024        | ILB Levelle Bailey   | Fresno State     |
| 2024        | T Frank Crum         | Wyoming          |
| 2023        | RB Jaleel McLaughlin | Youngstown State |
| 2022        | CB Ja'Quan McMillian | East Carolina    |
| 2023        | T Alex Palczewski    | Illinois         |
| 2024        | RB Blake Watson      | Memphis          |

## BRONCOS MAKING MOVES

Since General Manager George Paton took over in 2021, Denver is tied for the fourth-most trades made among all NFL clubs. Only Houston (44), Philadelphia (41) and the N.Y. Jets (29) have made more trades in that span.

Most recently, Denver acquired both QB Zach Wilson and DE John Franklin-Myers from the New York Jets during the week of the 2024 NFL Draft. Currently, three players (DE John Franklin-Myers, TE Adam Trautman and QB Zach Wilson) on the Broncos' 53-man roster were acquired via trade.

### MOST TRADES MADE BY A CLUB, SINCE 2021

| <u>Team</u>   | <u>Total Trades</u> |
|---------------|---------------------|
| Houston       | 44                  |
| Philadelphia  | 41                  |
| Jets          | 29                  |
| <b>Denver</b> | <b>28</b>           |
| Carolina      | 28                  |
| New England   | 28                  |



# DENVER BRONCOS WEEKLY RELEASE

## SEAN PAYTON ENTERS SECOND SEASON AS

### DENVER BRONCOS HEAD COACH



Sean Payton was named the 20th head coach in franchise history on Feb. 3, 2023. Below is a look at the overall records (regular season and playoffs) for all of Denver's head coaches.

#### OVERALL RECORDS, BRONCOS ALL-TIME HEAD COACHES

| Head Coach         | Years          | W         | L         | T        | Pct.        |
|--------------------|----------------|-----------|-----------|----------|-------------|
| Frank Filchock     | 1960-61        | 7         | 20        | 1        | .268        |
| Jack Faulkner      | 1962-64        | 9         | 22        | 1        | .297        |
| Mac Speedie*       | 1964-66        | 6         | 19        | 1        | .250        |
| Ray Malavasi*      | 1966           | 4         | 8         | 0        | .333        |
| Lou Saban          | 1967-71        | 20        | 42        | 3        | .331        |
| Jerry Smith*       | 1971           | 2         | 3         | 0        | .400        |
| John Ralston       | 1972-76        | 34        | 33        | 3        | .507        |
| Red Miller         | 1977-80        | 42        | 25        | 0        | .627        |
| Dan Reeves         | 1981-92        | 117       | 79        | 1        | .596        |
| Wade Phillips      | 1993-94        | 16        | 17        | 0        | .485        |
| Mike Shanahan      | 1995-2008      | 146       | 91        | 0        | .616        |
| Josh McDaniels     | 2009-10        | 11        | 17        | 0        | .393        |
| Eric Studesville*  | 2010           | 1         | 3         | 0        | .250        |
| John Fox           | 2011-14        | 49        | 22        | 0        | .690        |
| Gary Kubiak        | 2015-16        | 24        | 11        | 0        | .686        |
| Vance Joseph       | 2017-18        | 11        | 21        | 0        | .344        |
| Vic Fangio         | 2019-21        | 19        | 30        | 0        | .388        |
| Nathaniel Hackett  | 2022           | 4         | 11        | 0        | .267        |
| Jerry Rosburg*     | 2022           | 1         | 1         | 0        | .500        |
| <b>Sean Payton</b> | <b>2023-24</b> | <b>11</b> | <b>11</b> | <b>0</b> | <b>.500</b> |

\*Interim Head Coach

#### BREAKDOWN OF PAYTON'S COACHING RECORD

| Category  | W          | L          | T        | Pct.        |
|---|------------|------------|----------|-------------|
| Regular season record as an NFL head coach            | 163        | 100        | 0        | .620        |
| Postseason record as an NFL head coach                | 9          | 8          | 0        | .529        |
| Overall record as an NFL head coach                   | 172        | 108        | 0        | .614        |
| Regular season record as an NFL assistant coach       | 70         | 73         | 1        | .490        |
| Postseason record as an NFL assistant coach           | 2          | 3          | 0        | .400        |
| Overall record as an NFL assistant coach              | 72         | 76         | 1        | .487        |
| Overall record as an NFL coach                        | 244        | 184        | 1        | .570        |
| Regular season record as a collegiate assistant coach | 44         | 53         | 4        | .455        |
| Postseason record as a collegiate assistant coach     | 0          | 0          | 0        | —           |
| Overall record as a collegiate assistant coach        | 44         | 53         | 4        | .455        |
| <b>Overall record coaching football</b>               | <b>288</b> | <b>237</b> | <b>5</b> | <b>.548</b> |

## PAYTON'S YEAR-BY-YEAR NFL COACHING CAREER

| Year | Position              | Team/School  | Rec.  | Postseason     |
|------|-----------------------|--------------|-------|----------------|
| 1997 | Quarterbacks          | Philadelphia | 6-9-1 |                |
| 1998 | Quarterbacks          | Philadelphia | 3-13  |                |
| 1999 | Quarterbacks          | N.Y. Giants  | 7-9   |                |
| 2000 | Offensive Coordinator | N.Y. Giants  | 12-4  | Playoffs (2-1) |
| 2001 | Offensive Coordinator | N.Y. Giants  | 7-9   |                |
| 2002 | Offensive Coordinator | N.Y. Giants  | 10-6  | Playoffs (0-1) |
| 2003 | Asst. Head Coach/QBs  | Dallas       | 10-6  | Playoffs (0-1) |
| 2004 | Asst. Head Coach/QBs  | Dallas       | 6-10  |                |
| 2005 | Asst. Head Coach/QBs  | Dallas       | 9-7   |                |
| 2006 | Head Coach            | New Orleans  | 10-6  | Playoffs (1-1) |
| 2007 | Head Coach            | New Orleans  | 7-9   |                |
| 2008 | Head Coach            | New Orleans  | 8-8   |                |
| 2009 | Head Coach            | New Orleans  | 13-3  | Playoffs (3-0) |
| 2010 | Head Coach            | New Orleans  | 11-5  | Playoffs (0-1) |
| 2011 | Head Coach            | New Orleans  | 13-3  | Playoffs (1-1) |
| 2013 | Head Coach            | New Orleans  | 11-5  | Playoffs (1-1) |
| 2014 | Head Coach            | New Orleans  | 7-9   |                |
| 2015 | Head Coach            | New Orleans  | 7-9   |                |
| 2016 | Head Coach            | New Orleans  | 7-9   |                |
| 2017 | Head Coach            | New Orleans  | 11-5  | Playoffs (1-1) |
| 2018 | Head Coach            | New Orleans  | 13-3  | Playoffs (1-1) |
| 2019 | Head Coach            | New Orleans  | 13-3  | Playoffs (0-1) |
| 2020 | Head Coach            | New Orleans  | 12-4  | Playoffs (1-1) |
| 2021 | Head Coach            | New Orleans  | 9-8   |                |
| 2023 | Head Coach            | Denver       | 8-9   |                |
| 2024 | Head Coach            | Denver       | 3-2   |                |

**TOTALS 233-173-1 (.574) 11-11 (.500)**

#### PAYTON RANKS T-19TH ALL-TIME IN WINS

For his career, Head Coach Sean Payton has accumulated 163 regular-season wins, including two in 2024. His 163 such victories currently ranks tied for 19th among all head coaches in NFL history.

#### MOST WINS AMONG HEAD COACHES, REG. SEASON, NFL HISTORY

| Rk.        | Name                 | Years             | Wins       |
|------------|----------------------|-------------------|------------|
| 1.         | Don Shula*           | 1963-95           | 328        |
| 2.         | George Halas*        | 1920-67           | 318        |
| 3.         | Bill Belichick       | 1991-2023         | 302        |
| 4.         | Andy Reid            | 1999-pres.        | 263        |
| 5.         | Tom Landry*          | 1960-88           | 250        |
| 6.         | Curly Lambeau*       | 1921-53           | 226        |
| 7.         | Paul Brown*          | 1946-75           | 213        |
| 8.         | Marty Schottenheimer | 1984-2006         | 200        |
| 9.         | Chuck Noll*          | 1969-1991         | 193        |
| 10.        | Dan Reeves           | 1981-2003         | 190        |
| 11.        | Chuck Knox           | 1973-94           | 186        |
| 12.        | Mike Tomlin          | 2007-pres.        | 176        |
| 13.        | Jeff Fisher          | 1994-2016         | 173        |
| 14.        | Bill Parcells*       | 1983-2006         | 172        |
| 15.        | Pete Carroll         | 1994-2023         | 170        |
|            | Tom Coughlin         | 1995-2015         | 170        |
|            | Mike Shanahan        | 1988-2013         | 170        |
|            | Mike McCarthy        | 2006-pres.        | 170        |
| <b>19.</b> | <b>Sean Payton</b>   | <b>2006-pres.</b> | <b>163</b> |
|            | John Harbaugh        | 2008-pres.        | 163        |

+ = Inductee into Pro Football Hall of Fame



## PAYTON AMONG BEST ACTIVE HEAD COACHES



Head Coach Sean Payton has tallied 172 wins (reg. + postseason) in his career, which is the fifth-most victories among active head coaches. Additionally, his .616 overall winning percentage as a head coach ranks tied for third among active coaches (min. 200 games), trailing only Andy Reid (.642) and Mike Tomlin (.620).

### CAREER RECORDS, ACTIVE HEAD COACHES

| Rk. | Name               | Regular Season   | Postseason | Total            |
|-----|--------------------|------------------|------------|------------------|
| 1.  | Andy Reid          | 263-144-1        | 24-16      | 287-160-1        |
| 2.  | Mike Tomlin        | 176-102-2        | 8-10       | 183-112-2        |
| 3.  | Mike McCarthy      | 170-104-2        | 11-11      | 181-114-2        |
| 4.  | John Harbaugh      | 163-101-0        | 12-9       | 175-109-0        |
| 5.  | <b>Sean Payton</b> | <b>163-100-0</b> | <b>9-8</b> | <b>172-107-0</b> |

## SEASONS WITH 10 OR MORE WINS

Head Coach Sean Payton, who has served in the role for 16 years, has led teams to 10 or more wins in a single season on nine occasions. Among active coaches, Payton's nine seasons with 10+ wins ranks fifth.

### SEASONS WITH 10+ WINS, ACTIVE HEAD COACHES

| Rk. | Name               | Seasons  |
|-----|--------------------|----------|
| 1.  | Andy Reid          | 18       |
| 2.  | Mike McCarthy      | 11       |
| 3.  | John Harbaugh      | 10       |
|     | Mike Tomlin        | 10       |
| 5.  | <b>Sean Payton</b> | <b>9</b> |

## CHAMPIONSHIP PEDIGREE

Among active NFL head coaches, there are six who have appeared in at least three conference championship games while at the helm of their respective clubs. Broncos Head Coach Sean Payton has advanced to three NFC Championship Games in his career, tying him for fifth among active head coaches.

### CONF. CHAMPIONSHIP GAMES, ACTIVE HCs

| Rk. | Name               | No.      |
|-----|--------------------|----------|
| 1.  | Andy Reid          | 11       |
| 2.  | Mike McCarthy      | 4        |
|     | John Harbaugh      | 4        |
|     | Kyle Shanahan      | 4        |
| 5.  | <b>Sean Payton</b> | <b>3</b> |
|     | Mike Tomlin        | 3        |

## PAYTON'S PLACE

In his first season at the helm last year, Head Coach Sean Payton led the Broncos to 357 total points. That is the third-most points scored by a Broncos' first-year head coach, behind only Mike Shanahan (388, 1995) and Wade Phillips (373, 1993).

### MOST POINTS SCORED, BRONCOS' FIRST-YEAR HEAD COACH

| Rk. | Name               | Year        | Points     |
|-----|--------------------|-------------|------------|
| 1.  | Mike Shanahan      | 1995        | 388        |
| 2.  | Wade Phillips      | 1993        | 373        |
| 3.  | <b>Sean Payton</b> | <b>2023</b> | <b>357</b> |

## 63 GAMES OVER .500

Across 16 seasons as an NFL head coach, Sean Payton has amassed a 163-100 (.620) regular-season record and is currently 63 games over .500 for his career. His 63 games over .500 ranks fourth among active coaches, trailing only Andy Reid (119), Mike Tomlin (74) and Mike McCarthy (66).

### GAMES OVER .500, REG. SEASON, ACTIVE HEAD COACHES

| Rk. | Name               | Record           | Gms over .500 |
|-----|--------------------|------------------|---------------|
| 1.  | Andy Reid          | 263-144-1        | 119           |
| 2.  | Mike Tomlin        | 176-102-2        | 74            |
| 3.  | Mike McCarthy      | 170-103-2        | 66            |
| 4.  | <b>Sean Payton</b> | <b>163-100-0</b> | <b>63</b>     |

## BACK ON THE RIGHT TRACK

In his first year with the Broncos last season, Head Coach Sean Payton led Denver to an 8-9 record, including a 3-3 mark in the AFC West. The eight wins are the most by a Broncos' first year head coach since Gary Kubiak (12) in 2015 and are tied for the fifth-most in club history.

### MOST WINS BY BRONCOS' FIRST YEAR HEAD COACH

| Rk. | Name               | Year        | Wins     | Losses   | Ties     | Pct.         |
|-----|--------------------|-------------|----------|----------|----------|--------------|
| 1.  | Gary Kubiak        | 2015        | 12       | 4        | 0        | 0.750        |
|     | Red Miller         | 1977        | 12       | 2        | 0        | 0.857        |
| 3.  | Dan Reeves         | 1981        | 10       | 6        | 0        | 0.625        |
| 4.  | Wade Phillips      | 1993        | 9        | 7        | 0        | 0.563        |
| 5.  | <b>Sean Payton</b> | <b>2023</b> | <b>8</b> | <b>9</b> | <b>0</b> | <b>0.471</b> |
|     | John Fox           | 2011        | 8        | 8        | 0        | 0.500        |
|     | Josh McDaniels     | 2009        | 8        | 8        | 0        | 0.500        |
|     | Mike Shanahan      | 1995        | 8        | 8        | 0        | 0.500        |

## 2024 BRONCOS ASSISTANT COACHING STAFF

### (S) - Sideline; (B) - Booth OFFENSE

Joe Lombardi (B) ..... Offensive Coordinator  
 Lou Ayeni (S) ..... Running Backs  
 Pete Carmichael (S) ..... Senior Offensive Assistant  
 Keary Colbert (S) ..... Wide Receivers  
 Declan Doyle (S) ..... Tight Ends  
 Zack Grossi (B) ..... Passing Game Specialist  
 Logan Kilgore (S) ..... Offensive Quality Control  
 Austin King (B) ..... Asst. Offensive Line  
 John Morton (B) ..... Pass Game Coordinator  
 Zach Strief (S) ..... Offensive Line  
 Favian Upshaw (B) ..... Offensive Quality Control  
 Davis Webb (S) ..... Quarterbacks

### DEFENSE

Vance Joseph (S) ..... Defensive Coordinator  
 Jamar Cain (S) ..... Defensive Line  
 Jim Leonhard (S) ..... Def. Pass Game Coord./Defensive Backs  
 Addison Lynch (B) ..... Defensive Quality Control  
 Greg Manusky (S) ..... Inside Linebackers  
 Isaac Shewmaker (B) ..... Defensive Quality Control  
 Joe Vitt (S) ..... Senior Defensive Assistant  
 Michael Wilhoite (S) ..... Outside Linebackers

### SPECIAL TEAMS

Mike Westhoff (S) ..... Asst. Head Coach  
 Ben Kotwica (S) ..... Special Teams Coordinator  
 Chris Banjo (S) ..... Asst. Special Teams

### STRENGTH AND CONDITIONING

Dan Dalrymple (S) ..... Strength and Conditioning  
 Korey Jones (S) ..... Assistant Strength and Conditioning  
 Shaun Snee (S) ..... Assistant Strength and Conditioning



## NIX FIRST BRONCOS ROOKIE TO START WEEK 1 MATCHUP SINCE JOHN ELWAY



Selected by the Broncos in the first round (12th overall) of the 2024 NFL Draft, QB Bo Nix was announced as the Broncos starter for their Week 1 matchup at Seattle on Aug. 21 by Head Coach Sean Payton. Nix became just the 11th quarterback drafted by the Broncos to make a start during his rookie season.

Nix also became just the second Broncos rookie QB in franchise history—and first since Pro Football Hall of Fame QB John Elway in 1983—to start the club's Week 1 matchup.

### QBs DRAFTED BY BRONCOS TO START AS A ROOKIE

| Player           | Rd. (Ovr.) | Starting Debut      | Result   |
|------------------|------------|---------------------|----------|
| Mickey Slaughter | 7th (N/A)  | vs. Bos. (9/29/63)  | W, 14-10 |
| Scotty Glacken   | 7th (N/A)  | at Buf. (12/18/66)  | L, 38-21 |
| Marlin Briscoe   | 14th (N/A) | vs. Cin. (10/6/68)  | W, 10-7  |
| Craig Penrose    | 4th (107)  | vs. K.C. (12/5/76)  | W, 17-16 |
| Gary Kubiak      | 8th (197)  | vs. Sea. (11/20/83) | W, 38-27 |
| Tommy Maddox     | 1st (25)   | at LAA (11/22/92)   | L, 24-0  |
| Jay Cutler       | 1st (11)   | vs. Sea. (12/3/06)  | L, 23-20 |
| Tim Tebow        | 1st (25)   | at Oak. (12/19/10)  | L, 39-23 |
| Paxton Lynch     | 1st (26)   | vs. Atl. (10/9/16)  | L, 23-16 |
| Drew Lock        | 2nd (42)   | vs. LAC (12/2/19)   | W, 23-20 |
| Bo Nix           | 1st (12)   | at Sea. (9/8/24)    | L, 20-26 |

### QUARTERBACKS DRAFTED BY DENVER TO START FOR THE TEAM

| Player           | Year Drafted | Rd. (Ovr.)    | GS w/Denver |
|------------------|--------------|---------------|-------------|
| Mickey Slaughter | 1963         | 7 (N/A)       | 19          |
| Scotty Glacken   | 1966         | 7 (N/A)       | 1           |
| Marlin Briscoe   | 1968         | 14 (357)      | 5           |
| Chuck Pastrana   | 1969         | 11 (270)      | 3           |
| John Hufnagel    | 1973         | 14 (348)      | 1           |
| Craig Penrose    | 1976         | 4 (107)       | 4           |
| Mark Herrmann    | 1981         | 4 (98)        | 1           |
| Gary Kubiak      | 1983         | 8 (197)       | 5           |
| Tommy Maddox     | 1992         | 1 (25)        | 4           |
| Brian Griese     | 1998         | 3 (91)        | 51          |
| Jarious Jackson  | 2000         | 7 (214)       | 1           |
| Jay Cutler       | 2006         | 1 (11)        | 37          |
| Tim Tebow        | 2010         | 1 (25)        | 14          |
| Brock Osweiler   | 2012         | 2 (57)        | 7           |
| Trevor Siemian   | 2015         | 7 (250)       | 24          |
| Paxton Lynch     | 2016         | 1 (26)        | 4           |
| Drew Lock        | 2019         | 2 (42)        | 21          |
| <b>Bo Nix</b>    | <b>2024</b>  | <b>1 (12)</b> | <b>5</b>    |

## NIX WITH A NOSE FOR THE END ZONE

With his rushing touchdown in Week 5 against Las Vegas, quarterback Bo Nix tied quarterback Marlin Briscoe for the second-most rushing scores by a Broncos rookie signal caller (3). Only Quarterback Tim Tebow (6) recorded more in his first season in the NFL.

### MOST RUSHING TDs, BRONCOS ROOKIE QBs, TEAM HISTORY

| Rk. | Player         | Year        | Att.      | Yds.       | Avg.       | TDs      |
|-----|----------------|-------------|-----------|------------|------------|----------|
| 1.  | Tim Tebow      | 2010        | 43        | 227        | 5.3        | 6        |
| 2.  | <b>Bo Nix</b>  | <b>2024</b> | <b>31</b> | <b>119</b> | <b>3.8</b> | <b>3</b> |
|     | Marlin Briscoe | 1968        | 41        | 308        | 7.5        | 3        |

## NIX NEARING THE TOP OF THE CHARTS



Through five career games, quarterback Bo Nix has completed 102-of-165 passes (61.8%) for 866 yards with three touchdowns and four interceptions (71.4 rtg.). His 102 completions are the third most by a Broncos rookie quarterback while his 61.8 completion percentage is the third highest among that group.

### MOST COMPLETIONS, BRONCOS ROOKIE QBs, TEAM HISTORY

| Rk. | Player           | Year        | Comp.      | Att.       | Yds.       | TDs      | INTs     | Rtg.        |
|-----|------------------|-------------|------------|------------|------------|----------|----------|-------------|
| 1.  | John Elway       | 1983        | 123        | 259        | 1,663      | 7        | 14       | 54.9        |
| 2.  | Mickey Slaughter | 1963        | 112        | 223        | 1,689      | 13       | 14       | 68.8        |
| 3.  | <b>Bo Nix</b>    | <b>2024</b> | <b>102</b> | <b>165</b> | <b>866</b> | <b>3</b> | <b>4</b> | <b>71.4</b> |
| 4.  | Drew Lock        | 2019        | 100        | 156        | 1,020      | 7        | 3        | 89.7        |
| 5.  | Marlin Briscoe   | 1968        | 93         | 224        | 1,589      | 14       | 13       | 62.9        |

## NIX WITH MOST COMPLETIONS BY BRONCOS ROOKIE IN FIRST CAREER START

In his first career NFL start in Week 1 at Sea. (9/8), quarterback Bo Nix completed 26-of-42 passes for 138 yards, which is the most completions by a Broncos rookie signal caller in his first career start. Additionally, his 61.9 completion percentage is the fourth highest by a Broncos rookie in his first start.



### COMPLETIONS BY BRONCOS ROOKIE IN FIRST START, TEAM HISTORY

| Rk. | Player        | Game                    | Att.      | Comp.     | Perc.       |
|-----|---------------|-------------------------|-----------|-----------|-------------|
| 1.  | <b>Bo Nix</b> | <b>at Sea. (9/8/24)</b> | <b>42</b> | <b>26</b> | <b>61.9</b> |
| 2.  | Paxton Lynch  | vs. Atl. (10/9/16)      | 35        | 23        | 65.7        |
| 3.  | Drew Lock     | vs. LAC (12/1/19)       | 28        | 18        | 64.3        |
| 4.  | Tommy Maddox  | at Rai. (11/22/92)      | 26        | 18        | 69.2        |
| 5.  | Craig Penrose | vs. K.C. (12/5/76)      | 27        | 11        | 40.7        |

## NIX ON POINT IN COLLEGE

Rookie quarterback Bo Nix currently stands as the NCAA Division I record holder for highest completion percentage in a season. In 2023, the Oregon product completed 364-of-470 passes (77.4 perc.) for 4,508 yards with 45 touchdowns in 14 games.

### HIGHEST COMP. PERCENTAGE, SINGLE SEASON, SINCE 1996

| Rk. | Player        | Year        | Att.       | Comp.      | Perc.       | Yds.         |
|-----|---------------|-------------|------------|------------|-------------|--------------|
| 1.  | <b>Bo Nix</b> | <b>2023</b> | <b>470</b> | <b>364</b> | <b>77.4</b> | <b>4,508</b> |
| 2.  | Mac Jones     | 2020        | 402        | 311        | 77.4        | 4,500        |
| 3.  | Colt McCoy    | 2008        | 433        | 332        | 76.7        | 3,859        |
| 4.  | Joe Burrow    | 2019        | 527        | 402        | 76.3        | 5,671        |
| 5.  | Kellen Moore  | 2011        | 439        | 326        | 74.3        | 3,800        |



## WILLIAMS AMONG BEST BRONCOS RBs IN FIRST 42 GAMES



Broncos running back Javonte Williams has started 23-of-42 games played, posting 520 rushes for 2,071 yards (4.0 avg.) with seven touchdowns. Among Broncos running backs in their first 42 career games with the team, Williams' 2,071 rushing yards are 10th most in franchise history.

### MOST RUSHING YARDS, FIRST 42 CAREER GAMES, BRONCOS RBs

| Rk. | Player           | Year    | Att. | Yards | Avg. | TDs |
|-----|------------------|---------|------|-------|------|-----|
| 1.  | Terrell Davis    | 1995-97 | 894  | 4,124 | 4.6  | 32  |
| 2.  | Clinton Portis   | 2002-03 | 563  | 3,099 | 5.5  | 29  |
| 3.  | Phillip Lindsay  | 2018-20 | 534  | 2,550 | 4.8  | 17  |
| 4.  | Sammy Winder     | 1982-85 | 623  | 2,450 | 3.9  | 11  |
| 5.  | Mike Anderson    | 2000-02 | 531  | 2,432 | 4.6  | 21  |
| 6.  | Otis Armstrong   | 1973-76 | 496  | 2,388 | 4.8  | 13  |
| 7.  | Bobby Humphrey   | 1989-91 | 593  | 2,386 | 4.0  | 14  |
| 8.  | Tatum Bell       | 2004-06 | 481  | 2,342 | 4.9  | 13  |
| 9.  | Knowshon Moreno  | 2009-12 | 567  | 2,308 | 4.1  | 15  |
| 10. | Javonte Williams | 2021-24 | 520  | 2,071 | 4.0  | 7   |

## A DUAL THREAT FROM THE BACKFIELD

Denver Broncos running back Javonte Williams has tallied 123 receptions for 750 yards (6.1 avg.) with five touchdowns in his first 42 career games. Among Broncos ball carriers in that span, Williams' 123 receptions ranks first.

### MOST RECEPTIONS, BRONCOS RBs, FIRST 42 CAREER GAMES

| Rk. | Player           | Years   | Rec. | Yds. | Avg. | TDs |
|-----|------------------|---------|------|------|------|-----|
| 1.  | Javonte Williams | 2021-24 | 123  | 750  | 6.1  | 5   |
| 2.  | Terrell Davis    | 1995-97 | 118  | 902  | 7.6  | 3   |
| 3.  | Glyn Milburn     | 1993-94 | 115  | 849  | 7.4  | 6   |
| 4.  | Dave Preston     | 1978-81 | 93   | 764  | 8.2  | 2   |
| 5.  | Knowshon Moreno  | 2009-12 | 91   | 794  | 8.7  | 6   |

## WILLIAMS REACHES 2,000 RUSHING YARDS

With his 16 carries for 77 yards (4.8 avg.) performance against the Jets in Week 4, running back Javonte Williams eclipsed the 2,000 rushing yards mark. He became just the 12th Bronco in team history to reach that plateau in his fourth NFL season.

### BRONCOS WITH 2,000 RUSHING YARDS,

#### FIRST FOUR NFL SEASONS

| Player      | Years   | Yards | Player      | Years   | Yards |
|-------------|---------|-------|-------------|---------|-------|
| Davis       | 1995-98 | 6,413 | Lindsay     | 2018-20 | 2,550 |
| Portis      | 2002-03 | 3,099 | Moreno      | 2009-12 | 2,430 |
| Winder      | 1982-85 | 2,883 | Humphrey    | 1989-91 | 2,386 |
| O. Anderson | 2000-03 | 2,808 | Bell        | 2004-06 | 2,342 |
| Armstrong   | 1973-76 | 2,660 | C. Anderson | 2013-16 | 2,044 |
| Little      | 1967-70 | 2,595 | Williams    | 2021-24 | 2,010 |

## WILLIAMS MAKING GAINS ON THE GROUND AND IN THE AIR

Against Las Vegas in Week 5, running back Javonte Williams totaled 61 rushing yards on 13 carries (4.7 avg.) and 50 receiving yards on five catches (10.0). It is his third career game with at least 50 rushing and 50 receiving yards, which is the sixth most in team history among all running backs.



### MOST GAMES WITH 50+ REC. YARDS AND 50+ RUSH YARDS,

#### ALL RBs, TEAM HISTORY

| Rk. | Player           | Years   | Games |
|-----|------------------|---------|-------|
| 1.  | Floyd Little     | 1968-75 | 8     |
| 2.  | Otis Armstrong   | 1974-76 | 6     |
| 3.  | Terrell Davis    | 1995-98 | 5     |
|     | Knowshon Moreno  | 2010-13 | 5     |
| 5.  | Clinton Portis   | 2022-03 | 4     |
| 6.  | Javonte Williams | 2021-24 | 3     |

## McLAUGHLIN TURNING HEADS TO START CAREER



In his first professional season, Broncos running back Jaleel McLaughlin appeared in all 17 games (3 starts) and totaled 570 scrimmage yards with three touchdowns (2 receiving, 1 rushing). Among undrafted rookies in 2023, McLaughlin led the league in yards from scrimmage.

Additionally, his 570 scrimmage yards were fifth most by a Broncos undrafted rookie in team annals. He is 1-of-6 such players in team history to total at least 500 scrimmage yards and first since running back Phillip Lindsay (1,278) in 2018.

### MOST SCRIMMAGE YARDS, UNDRAFTED ROOKIES, 2023

| Rk. | Player            | Pos. | Team      | Yds. |
|-----|-------------------|------|-----------|------|
| 1.  | Jaleel McLaughlin | RB   | Denver    | 570  |
| 2.  | Keaton Mitchell   | RB   | Baltimore | 489  |
| 3.  | Emari Demercado   | RB   | Arizona   | 403  |
| 4.  | Xavier Gipson     | WR   | N.Y. Jets | 297  |
| 5.  | Jake Bobo         | WR   | Seattle   | 199  |

### MOST SCRIMMAGE YARDS, BRONCOS UNDRAFTED ROOKIES,

#### SINGLE SEASONS

| Rk. | Player            | Pos. | Year | Yds.  |
|-----|-------------------|------|------|-------|
| 1.  | Phillip Lindsay   | RB   | 2018 | 1,278 |
| 2.  | Selvin Young      | RB   | 2007 | 960   |
| 3.  | Mike Bell         | RB   | 2006 | 835   |
| 4.  | Dave Rolle        | RB   | 1960 | 623   |
| 5.  | Jaleel McLaughlin | RB   | 2023 | 570   |



## SUTTON FIFTH-FATEST BRONCO TO 300 RECEPTIONS



In the 2024 season opener, wide receiver Courtland Sutton recorded four receptions for 38 yards (9.5 avg.) to help him eclipse the 300 career reception mark. Through 82 career games, Sutton produced 302 catches for 4,297 yards (14.2 avg.) with 24 scores.

He became just the fifth Bronco—and first since former Broncos wide receiver Demaryius Thomas in 2014—to reach 300 receptions in 82 games or less. Only Brandon Marshall (59 games), Thomas (62), Vance Johnson (79) and Rod Smith (80) reached that milestone faster.

### FASTEST TO 300 CAREER RECEPTIONS, TEAM HISTORY

| Rk. | Player                  | Games     | Rec.       | Yds.         | Avg.        | TDs       |
|-----|-------------------------|-----------|------------|--------------|-------------|-----------|
| 1.  | Brandon Marshall        | 59        | 312        | 3,907        | 12.5        | 24        |
| 2.  | Demaryius Thomas        | 62        | 305        | 4,700        | 15.4        | 36        |
| 3.  | Vance Johnson           | 79        | 300        | 4,240        | 14.1        | 25        |
| 4.  | Rod Smith               | 80        | 303        | 4,536        | 15.0        | 31        |
| 5.  | <b>Courtland Sutton</b> | <b>82</b> | <b>302</b> | <b>4,297</b> | <b>14.2</b> | <b>24</b> |

## ONE OF THE BEST IN THE NFL

In 2023, wide receiver Courtland Sutton registered 59 receptions for 772 yards (13.1 avg.) with 10 touchdowns. Among NFL wide receivers, Sutton was 1-of-6 players who accumulated totals of at least 700 receiving yards and 10 touchdowns.

Additionally, Sutton's 10 scores ranked tied for fourth behind wide receivers Mike Evans (13), Tyreek Hill (13) and CeeDee Lamb (12).



### NFL WRs W/ AT LEAST 700 REC. YARDS & 10 TDs, 2023

| Rk. | Player                  | Team        | Rec.      | Yds.       | Avg.        | TDs       |
|-----|-------------------------|-------------|-----------|------------|-------------|-----------|
| 1.  | Tyreek Hill             | Mia.        | 119       | 1,799      | 15.1        | 13        |
| 2.  | CeeDee Lamb             | Dal.        | 135       | 1,749      | 13.0        | 12        |
| 3.  | Amon-Ra St. Brown       | Det.        | 119       | 1,515      | 12.7        | 10        |
| 4.  | Mike Evans              | T.B.        | 79        | 1,255      | 15.9        | 13        |
| 5.  | Jordan Addison          | Min.        | 70        | 711        | 13.0        | 10        |
| 6.  | <b>Courtland Sutton</b> | <b>Den.</b> | <b>59</b> | <b>772</b> | <b>13.1</b> | <b>10</b> |

### RECEIVING TOUCHDOWN LEADERS, NFL WRs, 2023

| Rk. | Player                  | Team          | No.       |
|-----|-------------------------|---------------|-----------|
| 1.  | Mike Evans              | Tampa Bay     | 13        |
|     | Tyreek Hill             | Miami         | 13        |
| 3.  | CeeDee Lamb             | Dallas        | 12        |
| 4.  | <b>Courtland Sutton</b> | <b>Denver</b> | <b>10</b> |
|     | Jordan Addison          | Minnesota     | 10        |
|     | Amon-Ra St. Brown       | Detroit       | 10        |

## SUTTON WITH A CAREER YEAR IN 2023

Already setting a single-season career high in touchdowns, wide receiver Courtland Sutton added another score to his 2023 total against the Chargers in Week 14. He caught a 46-yard pass from quarterback Russell Wilson for his 10th score of the year.

Sutton's 46-yard touchdown catch was the second longest of his career, surpassing his 45-yard score in Week 13 at Houston. The longest touchdown of his career came on a 70-yard TD pass from quarterback Joe Flacco against the Chargers on Oct. 6, 2019.

### WR COURTLAND SUTTON'S YEAR-BY-YEAR TOUCHDOWN TOTALS

| Year         | Games     | TDs       |
|--------------|-----------|-----------|
| 2018         | 16        | 4         |
| 2019         | 16        | 6         |
| 2020         | 1         | 0         |
| 2021         | 17        | 2         |
| 2022         | 15        | 2         |
| 2023         | 16        | 10        |
| <b>TOTAL</b> | <b>81</b> | <b>24</b> |

### WR COURTLAND SUTTON'S LONGEST CAREER TOUCHDOWN CATCHES

| Game (Date)        | Distance | Passer            |
|--------------------|----------|-------------------|
| at LAC (10/6/19)   | 70       | Joe Flacco        |
| at LAC (12/10/23)  | 46       | Russell Wilson    |
| at Hou. (12/3/23)  | 45       | Russell Wilson    |
| at Pit. (10/10/21) | 39       | Teddy Bridgewater |
| at Cin. (12/2/18)  | 30       | Case Keenum       |
| at Ari. (10/18/18) | 28       | Emmanuel Sanders  |

## MR. 4,000

Wide receiver Courtland Sutton posted 287 receptions for 4,047 yards (14.1 avg.) with 22 touchdowns through the first 76 games of his career. After recording 61 receiving yards in Week 12 versus Cleveland, Sutton surpassed 4,000 yards for his career.

Sutton became the 12th Broncos wideout—first since Demaryius Thomas in 2018—to accomplish the feat. Only Thomas (57), Brandon Marshall (61), Vance Johnson (74) and Rod Smith (75) hit the 4,000-yard plateau in fewer games.

### FASTEST PLAYERS TO 4,000 CAREER REC. YARDS, TEAM HISTORY

| Rk. | Player                  | Games     | Rec.       | Yds.         | Avg.        | TDs       |
|-----|-------------------------|-----------|------------|--------------|-------------|-----------|
| 1.  | Demaryius Thomas        | 57        | 261        | 4,065        | 15.6        | 33        |
| 2.  | Brandon Marshall        | 61        | 327        | 4,019        | 12.3        | 25        |
| 3.  | Vance Johnson           | 74        | 286        | 4,049        | 14.2        | 24        |
| 4.  | Rod Smith               | 75        | 267        | 4,016        | 15.0        | 28        |
| 5.  | <b>Courtland Sutton</b> | <b>76</b> | <b>287</b> | <b>4,047</b> | <b>14.1</b> | <b>22</b> |

## SUTTON AMONG BRONCOS BEST WRs IN FIRST 86 GAMES

Broncos wide receiver Courtland Sutton's career numbers rank near the top of all Broncos wide receivers in their first 86 career games. For his career, Sutton has totaled 315 receptions for 4,483 yards (14.2 avg.) with 25 touchdowns. His 4,483 receiving yards ranks fourth among all Broncos wideouts in that span.

### RECEIVING YARDS, BRONCOS WRs, FIRST 86 CAREER GAMES

| Rk. | Player                  | Rec.       | Yds.         | Avg.        | TDs       |
|-----|-------------------------|------------|--------------|-------------|-----------|
| 1.  | Demaryius Thomas        | 460        | 6,669        | 14.5        | 47        |
| 2.  | Rod Smith               | 338        | 5,150        | 15.2        | 33        |
| 3.  | Vance Johnson           | 322        | 4,506        | 14.0        | 27        |
| 4.  | <b>Courtland Sutton</b> | <b>315</b> | <b>4,483</b> | <b>14.2</b> | <b>25</b> |
| 5.  | Steve Watson            | 227        | 4,118        | 18.1        | 26        |



## BIG-PLAY COURT

Wide receiver Courtland Sutton has recorded 315 receptions for 4,483 yards (14.2 avg.) with 25 touchdowns since being drafted by the Broncos in the second round (40th overall) of the 2018 NFL Draft. For his career, Sutton has totaled 52 "big plays receiving" (receptions of 25+ yards), which ranks third among active AFC players since the start of the 2018 campaign.

### BIG PLAYS RECEIVING (25+ YARDS), AFC, SINCE 2018

| Rk. | Player                  | Team        | Rec.       | Yds.         | Avg.        | TDs       | 25+       |
|-----|-------------------------|-------------|------------|--------------|-------------|-----------|-----------|
| 1.  | Tyreek Hill             | K.C. / Mia. | 604        | 8,649        | 14.3        | 64        | 89        |
| 2.  | Travis Kelce            | K.C.        | 624        | 7,656        | 12.3        | 52        | 57        |
| 3.  | <b>Courtland Sutton</b> | <b>Den.</b> | <b>315</b> | <b>4,483</b> | <b>14.2</b> | <b>25</b> | <b>52</b> |
| 4.  | Mike Williams           | LAC / NYJ   | 308        | 4,856        | 15.8        | 31        | 49        |
| 5.  | Keenan Allen            | LAC         | 581        | 6,520        | 11.2        | 37        | 43        |

## BOLLES HITS THE CENTURY MARK



After his start at left tackle in Seattle in Week 1, tackle Garett Bolles became just the sixth Bronco all-time to reach 100 career starts at offensive tackle. Also, he became the first player in team annals to reach 100 starts at left tackle.

### MOST CAREER STARTS AT TACKLE, TEAM HISTORY

| Rk. | Player               | Years          | Starts     |
|-----|----------------------|----------------|------------|
| 1.  | Ken Lanier           | 1981-94        | 165        |
| 2.  | Matt Lepsis          | 1998-2007      | 133        |
| 3.  | Dave Studdard        | 1979-88        | 124        |
| 4.  | Claudie Minor        | 1974-82        | 123        |
| 5.  | Mike Current         | 1967-75        | 107        |
| 6.  | <b>Garett Bolles</b> | <b>2017-24</b> | <b>104</b> |

## VELE MAKES BIG INITIAL IMPRESSION

Making his NFL debut in Week 1 at Seattle, wide receiver Devaughn Vele caught eight passes for 39 yards (4.9 avg.). His eight receptions are tied for the second most by a Bronco making his NFL debut, behind only Eddie Royal (9).

Additionally, Vele's eight receptions were the most by a rookie in the NFL during Week 1 this season.

### MOST RECEPTIONS BY A BRONCO MAKING HIS NFL DEBUT,

#### TEAM HISTORY

| Rk. | Player               | Game                    | Rec.     | Yds.      | Avg.       | TDs      |
|-----|----------------------|-------------------------|----------|-----------|------------|----------|
| 1.  | Eddie Royal          | at Oak. (9/8/08)        | 9        | 146       | 16.2       | 1        |
| 2.  | <b>Devaughn Vele</b> | <b>at Sea. (9/8/24)</b> | <b>8</b> | <b>39</b> | <b>4.9</b> | <b>0</b> |
|     | Demaryius Thomas     | vs. Sea. (9//19/10)     | 8        | 97        | 12.1       | 1        |
| 4.  | Six Players tied     | --                      | 4        | --        | --         | --       |

## DENVER WITH SECOND MULTI-SAFETY GAME

For just the second time in team history, the Broncos recorded multiple safeties in the same game after recording a pair in the second quarter in their Week 1 matchup against Seattle. It is just the third time in NFL history that a team recorded multiple safeties in a season opening game.



Additionally, it is just the seventh time since 2000—and first since 2017—that a team recorded at least two safeties in the same game.

### MULTIPLE SAFETY GAMES IN WEEK 1, NFL HISTORY

| Team          | Game                    | Safeties |
|---------------|-------------------------|----------|
| <b>Denver</b> | <b>at Sea. (9/8/24)</b> | <b>2</b> |
| New Orleans   | vs. Cle. (9/13/87)      | 2        |
| N.Y. Giants   | at Pit. (9/17/50)       | 2        |

### MUTIPLE SAFETY GAMES, SINCE 2000

| Team          | Game                    | Safeties |
|---------------|-------------------------|----------|
| <b>Denver</b> | <b>at Sea. (9/8/24)</b> | <b>2</b> |
| Miami         | vs. Den. (12/3/17)      | 2        |
| St. Louis     | at Ari. (11/6/11)       | 2        |
| Minnesota     | vs. G.B. (11/9/08)      | 2        |
| Buffalo       | vs. Hou. (11/16/03)     | 2        |
| Minnesota     | at Atl. (10/5/03)       | 2        |
| Dallas        | vs. Ari. (10/5/03)      | 2        |

## FEWER THAN 20

Limiting Las Vegas to only 18 points last week, the Broncos have now allowed less than 20 points in four consecutive games. Over the last five NFL seasons (2020-24), Denver has held opponents to 19 points or fewer 35 times, which is the third most in the league in that span.

### SINGLE GAMES SURRENDERING FEWER THAN 20 POINTS,

#### NFL, SINCE 2020

| Rk. | Team          | # of Games | W-L          |
|-----|---------------|------------|--------------|
| 1.  | San Francisco | 37         | 33-4         |
|     | Pittsburgh    | 37         | 32-4-1       |
|     | Baltimore     | 37         | 31-6         |
| 4.  | <b>Denver</b> | <b>35</b>  | <b>21-14</b> |
| 5.  | Buffalo       | 33         | 31-2         |

## BRONCOS FORCING HARD-FOUGHT YARDS

Denver's defense has allowed an average of 4.39 yards per play through five games, which is the second-lowest mark among all NFL teams this season. The Broncos most recently averaged under five yards allowed per play during the 2017 season (4.9 ypp).

### YARDS PER PLAY ALLOWED, 2024 SEASON

| Rk. | Team          | YPP         |
|-----|---------------|-------------|
| 1.  | N.Y. Jets     | 4.26        |
| 2.  | <b>Denver</b> | <b>4.39</b> |
| 3.  | Tennessee     | 4.39        |
| 4.  | Houston       | 4.79        |
| 5.  | Minnesota     | 4.81        |



## BRONCOS DEFENSE STARTS OFF STRONG IN 2024

The Denver defense has allowed an average of 14.6 points per game this season so far, which is tied for the second-fewest in the NFL. Only the L.A. Chargers (12.5) have averaged fewer points allowed per game this season.

### POINTS ALLOWED PER GAME, 2024 SEASON

| Rk. | Team          | PPG         |
|-----|---------------|-------------|
| 1.  | L.A. Chargers | 12.5        |
| 2.  | <b>Denver</b> | <b>14.6</b> |
|     | Pittsburgh    | 14.6        |
| 4.  | Minnesota     | 15.2        |
| 5.  | N.Y. Jets     | 17.0        |
|     | Chicago       | 17.0        |

## LIMITING YARDS BY GROUND AND BY AIR

Through five games this season, the Broncos have allowed an average of 271.2 yards per game to their opponents, which is the third fewest in the NFL. Only Tennessee (243.8) and the N.Y. Jets have averaged fewer yards allowed per game this year.

### TOTAL YARDS ALLOWED, 2024 SEASON

| Rk. | Team          | YPG          |
|-----|---------------|--------------|
| 1.  | Tennessee     | 243.8        |
| 2.  | N.Y. Jets     | 255.8        |
| 3.  | <b>Denver</b> | <b>271.2</b> |
| 4.  | Houston       | 274.2        |
| 5.  | L.A. Chargers | 282.5        |

## DEFENSE CREATING A 'NO FLY ZONE'

This season, the Broncos' passing defense has proven to be one of the best in the NFL, allowing only 159.8 yards per game through the air in five games. It is the fifth fewest yards allowed per game in the NFL this season.

Additionally, the 159.8 net passing yards allowed by Denver is the fewest allowed by the team through five weeks of a season since 2007 (145.6 ypg).

### TOTAL NET PASSING YARDS ALLOWED, 2024 SEASON

| Rk. | Team          | YPG          |
|-----|---------------|--------------|
| 1.  | Tennessee     | 124.0        |
| 2.  | N.Y. Jets     | 136.6        |
| 3.  | Houston       | 154.0        |
| 4.  | Miami         | 159.6        |
| 5.  | <b>Denver</b> | <b>159.8</b> |

## BRONCOS 'D' GETTING TO THE QB

Through five games this season, the Broncos have totaled 19 sacks, including three in their Week 5 matchup against the Raiders. That is the third-most quarterback takedowns in the NFL this season.

Their 19 sacks are also the most by the team through five games in a season since 2016 (19)

### MOST SACKS, 2024 SEASON

| Rk. | Team          | Sacks     |
|-----|---------------|-----------|
| 1.  | N.Y. Giants   | 22        |
| 2.  | Minnesota     | 20        |
| 3.  | <b>Denver</b> | <b>19</b> |
| 4.  | N.Y. Jets     | 18        |
| 5.  | Seattle       | 17        |

## PRO BOWL PAT



In his third professional season, Broncos cornerback Pat Surtain II earned his second Pro Bowl nod. He totaled 69 tackles (59 solo), one interception and 12 passes defended.

With the selection, Surtain is just the second Broncos cornerback to earn multiple Pro Bowl nods in his first three seasons. He's also the sixth corner in franchise history to be named a Pro Bowler in consecutive seasons.

### BRONCOS CORNERBACKS WITH MULTIPLE PRO BOWL

#### SELECTIONS IN FIRST THREE SEASONS

| Player                    | No.      | Years          |
|---------------------------|----------|----------------|
| <b>Pat Surtain II</b>     | <b>2</b> | <b>2022-23</b> |
| Willie Brown <sup>^</sup> | 2*       | 1964-65        |

<sup>^</sup>Pro Football Hall of Famer; \*AFL All-Star selections

### BRONCOS CBs NAMED TO PRO BOWL IN CONSECUTIVE YEARS

#### Player Years

|                           |                 |
|---------------------------|-----------------|
| Willie Brown <sup>^</sup> | 1964-65*        |
| Louis Wright              | 1977-79         |
| Champ Bailey <sup>^</sup> | 2004-07, '09-12 |
| Chris Harris Jr.          | 2014-16         |
| Aqib Talib                | 2014-17         |
| <b>Pat Surtain II</b>     | <b>2022-23</b>  |

<sup>^</sup>Pro Football Hall of Famer; \*AFL All-Star selections

## SURTAIN KNOCKING IT OUT OF THE AIR

Cornerback Pat Surtain II, who totaled 36 passes defended in his first three NFL seasons, has tallied four passes defended this season. In his first 55 career games (54 starts), Surtain totaled 40 PDs, which is the second most amongst all Broncos in that span.

### MOST PASSES DEFENDED, FIRST 55 CAREER GAMES, TEAM HISTORY

| Rk. | Player                | Years          | PDs       |
|-----|-----------------------|----------------|-----------|
| 1.  | Kelly Herndon         | 2002-04        | 41        |
| 2.  | <b>Pat Surtain II</b> | <b>2021-24</b> | <b>40</b> |
| 3.  | Deltha O'Neal         | 2000-03        | 39        |
|     | Bradley Roby          | 2014-17        | 39        |
|     | Chris Harris Jr.      | 2011-14        | 39        |

## TAKING IT THE DISTANCE

In Week 5 against Las Vegas, cornerback Pat Surtain II intercepted Raiders quarterback Gardner Minshew and returned it 100 yards for a pick-six. It was the second longest interception return for a touchdown in team history and just the second such play to go for over 100 yards, joining cornerback Aqib Talib's 103-yard return against Dallas in 2017.



### LONGEST INT RETURN FOR A TD, TEAM HISTORY

| Player                | Game                      | Yards      |
|-----------------------|---------------------------|------------|
| Aqib Talib            | vs. Dal. (9/17/17)        | 103        |
| <b>Pat Surtain II</b> | <b>vs. L.V. (10/6/24)</b> | <b>100</b> |
| Chris Harris Jr.      | at Bal. (12/16/12)        | 98         |
| Randy Gradishar       | at Cle. (10/5/80)         | 93         |
| Darrent Williams      | at Oak (11/13/05)         | 80         |
| Ray Crockett          | at Oak. (9/20/98)         | 80         |





## SURTAIN TAKING OUT THE NO. 1



Through the four games in 2024, cornerback Pat Surtain II matched up with some of the top talent in the NFL, including wide receivers DK Metcalf, George Pickens, Mike Evans and Garrett Wilson. According to NFL Next Gen Stats, he has allowed a total of seven receptions for 75 yards in 87 routes run in those matchups.

### SURTAIN II FOLLOWING OPPOSING TEAM'S NO. 1 RECEIVER,

#### WEEKS 1-4, 2024 SEASON

| Wk.           | Player         | Team | Routes    | Rec.     | Yds.      |
|---------------|----------------|------|-----------|----------|-----------|
| 1             | DK Metcalf     | Sea. | 24        | 3        | 29        |
| 2             | George Pickens | Pit. | 11        | 1        | 16        |
| 3             | Mike Evans     | T.B. | 24        | 1        | 8         |
| 4             | Garrett Wilson | NYJ  | 28        | 2        | 22        |
| <b>TOTALS</b> |                |      | <b>87</b> | <b>7</b> | <b>75</b> |

## SURTAIN TIED FOR MOST INTs AMONG DRAFT CLASS

Cornerback Pat Surtain II has recorded nine interceptions (167 yds.), including four during his rookie season. His nine picks are tied for the most by any player who was selected in the 2021 NFL Draft.

### MOST INTERCEPTIONS BY A PLAYER SELECTED IN 2021 NFL DRAFT

| Rk. | Player                | Team          | INTs     | Yds.       |
|-----|-----------------------|---------------|----------|------------|
| 1.  | <b>Pat Surtain II</b> | <b>Denver</b> | <b>9</b> | <b>167</b> |
|     | Paulson Adebo         | New Orleans   | 9        | 130        |
| 2.  | Andre Cisco           | Jacksonville  | 7        | 136        |
|     | Talanoa Hufanga       | San Francisco | 7        | 109        |
|     | Camryn Bynum          | Minnesota     | 7        | 47         |
| 5.  | Asante Samuel Jr.     | L.A. Chargers | 6        | 45         |
|     | Tyson Campbell        | Jacksonville  | 6        | 35         |

## P2 SAYS NO

Totaling 40 passes defensed since being drafted by Denver with the ninth overall pick of the 2021 NFL Draft, cornerback Pat Surtain II is the first Bronco since at least 1999 to record double-digit PDs in each of his first three seasons. Additionally, Surtain is the fifth player since 2018 to accomplish the feat.

### BRONCOS W/ 10+ PDs IN EACH FOR THEIR FIRST THREE SEASONS

| Rk. | Player                | Years          | No.      |
|-----|-----------------------|----------------|----------|
| 1.  | <b>Pat Surtain II</b> | <b>2021-23</b> | <b>3</b> |
| 2.  | Bradley Roby          | 2014-15        | 2        |
|     | Kelly Herndon         | 2003-04        | 2        |

### CBs W/ 10+ PDs IN EACH OF THEIR FIRST 3 SEASONS, SINCE 2018

| Player                | Years          | Team           | No.      |
|-----------------------|----------------|----------------|----------|
| <b>Pat Surtain II</b> | <b>2021-23</b> | <b>Broncos</b> | <b>3</b> |
| Asante Samuel Jr.     | 2021-23        | L.A. Chargers  | 3        |
| Trevon Diggs          | 2020-22        | Cowboys        | 3        |
| Jaire Alexander       | 2018-20        | Packers        | 3        |
| Denzel Ward           | 2018-20        | Browns         | 3        |

## SURTAIN & MOSS LOCKING UP OPPONENTS



According to Pro Football Focus, cornerbacks Pat Surtain II and Riley Moss have been two of the best in coverage in the NFL, allowing the fewest (Surtain, 10) and tied for the fifth fewest receptions (Moss, 19) among those at their position (min. 200 coverage snaps). Additionally, Surtain has allowed the lowest passer rating when targeted (55.1) while Moss has recorded the sixth-lowest passer rating (74.5) among that group.

### FEWEST REC. ALLOWED BY A CB (MIN. 200 COVERAGE SNAPS),

#### 2024 SEASON, PER PRO FOOTBALL FOCUS

| Rk. | Player                | Team          | Rec.      | Yds.       |
|-----|-----------------------|---------------|-----------|------------|
| 1.  | <b>Pat Surtain II</b> | <b>Denver</b> | <b>10</b> | <b>111</b> |
| 2.  | Zyon McCollum         | Tampa Bay     | 13        | 183        |
| 3.  | Trent McDuffie        | Kansas City   | 14        | 123        |
| 4.  | Deonte Banks          | N.Y. Giants   | 18        | 276        |
| 5.  | <b>Riley Moss</b>     | <b>Denver</b> | <b>19</b> | <b>179</b> |
|     | Marlon Humphrey       | Baltimore     | 19        | 179        |

### LOWEST PASSER RATING ALLOWED BY A CB (MIN. 200 COV. SNAPS),

#### 2024 SEASON, PER PRO FOOTBALL FOCUS

| Rk. | Player                | Team          | Rtg.        |
|-----|-----------------------|---------------|-------------|
| 1.  | <b>Pat Surtain II</b> | <b>Denver</b> | <b>55.1</b> |
| 2.  | Christian Gonzalez    | New England   | 65.2        |
| 3.  | Paulson Adebo         | New Orleans   | 68.0        |
| 4.  | Stephon Gilmore       | Minnesota     | 69.7        |
| 5.  | Jaylon Jones          | Indianapolis  | 73.3        |
| 6.  | <b>Riley Moss</b>     | <b>Denver</b> | <b>74.5</b> |

## McMILLIAN AN UNDRAFTED GEM



In his first 22 career games, cornerback Ja'Quan McMillians has totaled 83 tackles, which is the second most by a Broncos undrafted defensive back in that span. Only cornerback Chris Harris Jr. (96) has totaled more in that span.

### MOST TACKLES BY A BRONCOS UNDRAFTED DB, FIRST 22 GAMES

| Player                   | Seasons        | Tackles   |
|--------------------------|----------------|-----------|
| Chris Harris Jr.         | 2011-12        | 96        |
| <b>Ja'Quan McMillian</b> | <b>2022-24</b> | <b>83</b> |
| Duke Ihenacho            | 2012-13        | 75        |
| Kelly Herndon            | 2002-03        | 46        |
| George Coghill           | 1999           | 39        |



## McMILLIAN NOT AFRAID TO MIX IT UP

In just his third season in the NFL, CB Ja'Quan McMillian has recorded 83 tackles (62 solo), two sacks (15. yds.), two interceptions (14 yds.), six passes defended, two forced fumbles, two fumble recoveries and eight tackles for loss. His eight tackles for loss are tied for the third most by a Broncos' cornerback in team history, behind only Chris Harris Jr. (23) and Champ Bailey (13).

### MOST TFLs, TEAM HISTORY

| Player                   | Years          | TFLs     |
|--------------------------|----------------|----------|
| Chris Harris Jr.         | 2011-19        | 23       |
| Champ Bailey             | 2004-13        | 13       |
| <b>Ja'Quan McMillian</b> | <b>2022-24</b> | <b>8</b> |
| Bradley Roby             | 2014-18        | 8        |
| Aqib Talib               | 2014-17        | 5        |

## McMILLIAN BREAKS SINGLE-SEASON FRANCHISE

### RECORD FOR MOST TFLs IN SINGLE SEASON BY A DB


In 2023, cornerback Ja'Quan McMillian recorded seven tackles for loss. He also totaled three games that season with multiple TFLs.

His seven tackles for loss were a single-season franchise record for defensive backs. He surpassed former Broncos safeties T.J. Ward (6, 2014) and Brian Dawkins (6, 2009) during the team's Week 14 matchup against the L.A. Chargers.

### MOST TFLs BY A BRONCOS DB, SINGLE SEASON, TEAM HISTORY

| Rk. | Player                   | Year        | No.      |
|-----|--------------------------|-------------|----------|
| 1.  | <b>Ja'Quan McMillian</b> | <b>2023</b> | <b>7</b> |
| 2.  | T.J. Ward                | 2014        | 6        |
|     | Brian Dawkins            | 2009        | 6        |
| 4.  | Chris Harris Jr.         | 2014        | 5        |
|     | Bradley Roby             | 2014        | 5        |
|     | Chris Harris Jr.         | 2013        | 5        |
|     | Brian Dawkins            | 2011        | 5        |

## JONES BECOMING A PLAYMAKER



In his first season with the Broncos in 2024, safety Brandon Jones has solidified himself as a playmaker in the secondary, recording one interception, one forced fumble and one fumble recovery in the first four weeks. He joined safety Darian Stewart (2015), cornerback Bradley Roby (2015) and defensive end Elvis Dumervil (2007) as the only Broncos in that span to record those numbers since 2000.

### PLAYERS WITH AT LEAST 1 INT, FF & FR IN FIRST FOUR WEEKS, BY A BRONCO, SINCE 2000

| Player               | Season      | INTs     | FFs      | FRs      |
|----------------------|-------------|----------|----------|----------|
| <b>Brandon Jones</b> | <b>2024</b> | <b>1</b> | <b>1</b> | <b>1</b> |
| Darian Stewart       | 2015        | 1        | 1        | 1        |
| Bradley Roby         | 2015        | 1        | 1        | 1        |
| Elvis Dumervil       | 2007        | 1        | 1        | 1        |

## LOCKE CLIMBING THE CHARTS

Now in his fifth season in the NFL, safety P.J. Locke has recorded 89 tackles (60 solo), four sacks (44 yds.), one interception (14 yds.), eight passes defended and three forced fumbles in his career. His four sacks are the 10th most by a Broncos safety in team history.



### MOST SACKS, BRONCOS SAFETIES, TEAM HISTORY

| Rk. | Player            | Years          | Sacks    |
|-----|-------------------|----------------|----------|
| 1.  | Dennis Smith      | 1981-94        | 15       |
| 2.  | Randy Robbins     | 1984-91        | 8        |
| 3.  | John Lynch        | 2004-07        | 7        |
| 4.  | Eric Brown        | 1998-2001      | 5.5      |
| 5.  | Steve Atwater     | 1989-98        | 5        |
|     | Brian Dawkins     | 2009-11        | 5        |
|     | Kenoy Kennedy     | 2000-04        | 5        |
|     | T.J. Ward         | 2014-16        | 5        |
| 9.  | Justin Simmons    | 2016-23        | 4.5      |
| 10. | <b>P.J. Locke</b> | <b>2020-24</b> | <b>4</b> |

## UNDER PRESSURE



In five games this season, DE Zach Allen has totaled 29 quarterback pressures, according to *Pro Football Focus*. That is tied for the second most in the entire NFL—behind only defensive end Aidan Hutchinson (40)—and is the most by any interior defensive lineman in the NFL.

### MOST QB PRESSURES, 2024

| Rk. | Player            | Team          | Pressures |
|-----|-------------------|---------------|-----------|
| 1.  | Aidan Hutchinson  | Detroit       | 40        |
| 2.  | <b>Zach Allen</b> | <b>Denver</b> | <b>29</b> |
|     | Jonathan Greenard | Minnesota     | 29        |
| 4.  | Carl Granderson   | New Orleans   | 24        |
|     | Yaya Diaby        | Tampa Bay     | 24        |

## ZACH ATTACK

Defensive end Zach Allen has appeared in 67 regular-season games (57 starts) since entering the NFL. He's recorded 219 tackles (119 solo), 19.5 sacks (128.0 yds.), one interception (25 yds.), 16 passes defended, one forced fumble and three fumble recoveries in his career.

Among active defensive ends since the start of 2020, Allen is 1-of-5 players to accumulate totals at least 15 sacks and 15 PDs.

### ACTIVE DEs W/ AT LEAST 15 SACKS & 15 PDS, SINCE 2020

| Rk. | Player            | Team               | Sacks       | Yds.         | PDs       |
|-----|-------------------|--------------------|-------------|--------------|-----------|
| 1.  | Maxx Crosby       | L.V.               | 47.0        | 330.5        | 16        |
| 2.  | Cameron Jordan    | N.O.               | 30.5        | 193.0        | 15        |
| 3.  | DeMarcus Lawrence | Dal.               | 22.5        | 145.5        | 16        |
| 4.  | <b>Zach Allen</b> | <b>Ari. / Den.</b> | <b>19.5</b> | <b>128.0</b> | <b>16</b> |
| 5.  | A.J. Epenesa      | Buf.               | 16.5        | 121.5        | 15        |



## CAN'T STOP ZACH

Through five games in 2024, defensive end Zach Allen has been one of the most disruptive players along the interior defensive line in the NFL. According to Pro Football Focus, Allen has earned a 14.8 pass rush win percentage, which is the fourth-highest among all NFL defensive linemen with at least 125 pass rush snaps.

### PASS RUSH WIN PERCENTAGE, INTERIOR DEFENSIVE LINEMEN,

| MIN. 125 PASS RUSH SNAPS |                   |             |             |
|--------------------------|-------------------|-------------|-------------|
| Rk.                      | Player            | Team        | Win %       |
| 1.                       | Cameron Heyward   | Pit.        | 18.8        |
| 2.                       | Chris Jones       | K.C.        | 18.6        |
| 3.                       | Dexter Lawrence   | NYG         | 15.5        |
| 4.                       | <b>Zach Allen</b> | <b>Den.</b> | <b>14.8</b> |
| 5.                       | Osa Odighizuwa    | Dallas      | 14.2        |

## ALLEN A DISRUPTIVE FORCE

So far in 2024, defensive end Zach Allen has been one of the best interior defensive linemen at getting to the quarterback and forcing hurried throws. According to *Pro Football Focus*, Allen has hurried opposing quarterbacks a total of 19 times, which is the most among all interior defensive linemen.

### QUARTERBACK HURRIES, INTERIOR DEFENSIVE LINEMEN

| Rk. | Player            | Team        | Hurries   |
|-----|-------------------|-------------|-----------|
| 1.  | <b>Zach Allen</b> | <b>Den.</b> | <b>19</b> |
| 2.  | Kobie Turner      | LAR         | 17        |
| 3.  | Braden Fiske      | LAR         | 14        |
|     | Daron Payne       | Was.        | 14        |
| 5.  | Chris Jones       | K.C.        | 13        |
|     | Dexter Lawrence   | NYG         | 13        |

## COOPER: MOST SACKS OF ANY SEVENTH-ROUND

### DRAFT PICK SINCE 2019



Outside linebacker Jonathon Cooper, who was selected by the Broncos in the seventh round (239th overall) of the 2021 NFL Draft, has accumulated 17 sacks (121.5 yds.) in 52 career games played (36 starts). In the first five games of the 2024 season, Cooper has recorded four sacks (21 yds.).

Among players selected in the seventh round of an NFL Draft since 2019, Cooper's 17 sacks are the most.

### MOST SACKS BY A PLAYER SELECTED IN THE SEVENTH ROUND

| OF AN NFL DRAFT, SINCE 2019 |                        |             |                |             |
|-----------------------------|------------------------|-------------|----------------|-------------|
| Rk.                         | Player                 | Draft Yr.   | Rd. (Pick)     | Sacks       |
| 1.                          | <b>Jonathon Cooper</b> | <b>2021</b> | <b>7 (239)</b> | <b>17.0</b> |
| 2.                          | Kaden Elliss           | 2019        | 7 (244)        | 12.0        |
| 3.                          | Casey Toohill          | 2020        | 7 (233)        | 8.0         |
| 4.                          | James Smith-Williams   | 2020        | 7 (229)        | 7.0         |
| 5.                          | Kamren Curl            | 2020        | 7 (216)        | 5.0         |

## COOPER A SEVENTH-ROUND STEAL

For his career, outside linebacker Jonathon Cooper has accumulated 17 sacks (121.5 yds.). His 17 career sacks are the fourth most by a player in a Broncos uniform who was selected in the seventh round or later of an NFL Draft.

### MOST CAREER SACKS IN BRONCOS UNIFORM, PLAYERS SELECTED

#### IN THE SEVENTH ROUND OR LATER

| Rk. | Player                 | Yr. Drafted | Rd. (Pick)     | Sacks       | Yds.         |
|-----|------------------------|-------------|----------------|-------------|--------------|
| 1.  | Karl Mecklenburg       | 1983        | 12 (310)       | 79.0        | 179          |
| 2.  | Maa Tanuvasa           | 1993        | 13 (209)       | 33.0        | 195          |
| 3.  | Shelby Harris          | 2014        | 7 (235)        | 21.5        | 138.5        |
| 4.  | <b>Jonathon Cooper</b> | <b>2021</b> | <b>7 (239)</b> | <b>17.0</b> | <b>121.5</b> |
| 5.  | Ken Woodard            | 1982        | 10 (274)       | 11.0        | N/A          |

## COOP AND THE QB

After tallying his third career multi-sack game against Seattle in Week 1, outside linebacker Jonathon Cooper has now totaled the second-most multi-sack performances by a player selected by the Broncos in the seventh round or later of the NFL Draft. Only Ring of Fame linebacker Karl Mecklenburg (14) has recorded more.

### MOST MULTI-SACK GAMES BY A PLAYER DRAFTED IN THE SEVENTH ROUND OR LATER, TEAM HISTORY

| Rk. | Player                 | Year Drafted | Games    |
|-----|------------------------|--------------|----------|
| 1.  | Karl Mecklenburg       | 1983         | 14       |
| 2.  | <b>Jonathon Cooper</b> | <b>2021</b>  | <b>3</b> |
| 3.  | Greg Bracelin          | 1980         | 1        |
|     | Walt Bowyer            | 1983         | 1        |
|     | Ken Woodard            | 1982         | 1        |
|     | Ray Phillips           | 1986         | 1        |
|     | Monsanto Pope          | 2002         | 1        |

## ELLISS LEADING ROOKIE CLASS



In five games this season, Broncos' rookie outside linebacker Jonah Elliss has recorded eight tackles (6 solo) and 1.5 sacks (9 yds.). Going into Week 6, he is tied for the most sack among all rookies this season.

### MOST SACKS, 2024 ROOKIES

| Rk. | Player                | Team        | Rd. (Pick)    | Sacks      |
|-----|-----------------------|-------------|---------------|------------|
| 1.  | <b>Jonah Elliss</b>   | <b>Den.</b> | <b>3 (76)</b> | <b>1.5</b> |
|     | Edgerrin Cooper       | G.B.        | 2 (45)        | 1.5        |
|     | Leonard Taylor III    | NYJ         | CFA           | 1.5        |
| 4.  | Austin Booker         | Chi.        | 5 (144)       | 1.0        |
|     | Braden Fiske          | LAR         | 2 (39)        | 1.0        |
|     | Javonte Jean-Baptiste | Was.        | 7 (222)       | 1.0        |
|     | Laiatu Latu           | Ind.        | 1 (15)        | 1.0        |
|     | Andru Phillips        | NYG         | 3 (70)        | 1.0        |
|     | Javon Solomon         | Buf.        | 5 (168)       | 1.0        |
|     | Dallas Turner         | Min.        | 1 (17)        | 1.0        |
|     | Jared Verse           | LAR         | 1 (19)        | 1.0        |



## WALLACE AMONG BEST UNRAFTED DEFENSIVE BACKS

Since joining the NFL in 2018 as a college free agent, cornerback Levi Wallace has appeared in 88 games (70 starts) and produced 309 tackles (238 solo), 12 interceptions (37 yds.), 54 passes defended and one fumble recovery.

His 54 passes defended are tied for the fifth most among active undrafted cornerbacks while his 12 interceptions are tied for the second most among those at his position who were not drafted.

### MOST PDS, ACTIVE UNRAFTED CORNERBACKS, SINCE 2016

| Rk. | Player              | INTs      | Yds.      | PDs       |
|-----|---------------------|-----------|-----------|-----------|
| 1.  | Michael Davis       | 8         | 131       | 69        |
| 2.  | Charvarius Ward     | 10        | 110       | 67        |
| 3.  | Darious Williams    | 10        | 93        | 63        |
| 4.  | Kenny Moore II      | 17        | 351       | 57        |
| 5.  | <b>Levi Wallace</b> | <b>12</b> | <b>37</b> | <b>54</b> |
|     | Jonathan Jones      | 11        | 129       | 54        |

### MOST INTs, ACTIVE UNRAFTED CORNERBACKS, SINCE 2016

| Rk. | Player              | INTs      | Yds.      | PDs       |
|-----|---------------------|-----------|-----------|-----------|
| 1.  | Kenny Moore II      | 17        | 351       | 57        |
| 2.  | <b>Levi Wallace</b> | <b>12</b> | <b>37</b> | <b>54</b> |
|     | Mike Hilton         | 12        | 131       | 51        |
| 4.  | Jonathan Jones      | 11        | 129       | 54        |
|     | Charvarius Ward     | 10        | 110       | 66        |
|     | Darious Williams    | 10        | 93        | 62        |

## D.J. KNOCKING IT OUT

In his second season with the Broncos in 2023, defensive tackle D.J. Jones recorded 46 tackles (30 solo), two sacks (23 yds.), three forced fumbles and two fumble recoveries.

His three forced fumbles were the most by a Broncos defensive tackle in a single season since at least 1999. He was also just the fifth Denver defensive lineman to record multiple forced fumbles and fumble recoveries in the same season since at least 1991 and first to do so since defensive end Elvis Dumervil in 2007.

### MOST FORCED FUMBLES IN A SEASON BY A BRONCOS DEFENSIVE TACKLE, SINCE 1999

| Rk. | Player            | Year        | FFs      |
|-----|-------------------|-------------|----------|
| 1.  | <b>D.J. Jones</b> | <b>2023</b> | <b>3</b> |
| 2.  | Trevor Pryce      | 1999        | 2        |
|     | Trevor Pryce      | 2000        | 2        |
|     | Keith Traylor     | 2000        | 2        |

## FIRST IMPRESSIONS FOR TILLMAN

In his NFL debut in Week 3, outside linebacker Dondrea Tillman sacked Buccaneers QB Baker Mayfield twice to help the Broncos reach seven sacks in the game. He became just the fourth undrafted player in the NFL since 1990 to record multiple sacks in his NFL debut, joining linebacker Howard Jones, defensive end Ryan Delaire and defensive end Kendrick Office.

### MULTI-SACK GAME IN NFL DEBUT, UNRAFTED PLAYERS, SINCE 1990

| Player                 | Team        | Game (Date)              | Sacks    |
|------------------------|-------------|--------------------------|----------|
| <b>Dondrea Tillman</b> | <b>Den.</b> | <b>at T.B. (9/22/24)</b> | <b>2</b> |
| Howard Jones           | T.B.        | vs. Jac. (10/11/15)      | 2        |
| Ryan Delaire           | Car.        | at T.B. (10/4/15)        | 2        |
| Kendrick Office        | Buf.        | at N.E. (11/11/01)       | 2        |

## BRONCOS W/ IMMENSE SUCCESS IN PUNT RETURN GAME

In 2023, Denver returned 20 punts for 326 yards and posted the league's highest punt return average (16.3.). The 16.3 yards per punt return is the highest by a Broncos team in a single season.

### HIGHEST PUNT RETURN AVERAGE, 2023

| Rk. | Team          | Returns   | Yds.       | Avg.        |
|-----|---------------|-----------|------------|-------------|
| 1.  | <b>Denver</b> | <b>20</b> | <b>326</b> | <b>16.3</b> |
| 2.  | L.A. Chargers | 24        | 385        | 16.0        |
| 3.  | Baltimore     | 29        | 417        | 14.4        |
|     | Philadelphia  | 29        | 417        | 14.4        |
| 5.  | New Orleans   | 32        | 392        | 12.3        |

### HIGHEST PUNT RETURN AVERAGE, SINGLE SEASONS, TEAM HISTORY

| Rk. | Season      | Returns   | Yds.       | Avg.        |
|-----|-------------|-----------|------------|-------------|
| 1.  | <b>2023</b> | <b>20</b> | <b>326</b> | <b>16.3</b> |
| 2.  | 1982        | 21        | 305        | 14.5        |
| 3.  | 1997        | 41        | 544        | 13.5        |
| 4.  | 1967        | 26        | 351        | 13.5        |
| 5.  | 2020        | 20        | 267        | 13.4        |

## MARVIN MIMS JR.: PRO BOWLER, ALL-PRO & ALL-ROOKIE TEAM SELECTION



Selected by the Broncos in the second round (63rd overall) of the 2023 NFL Draft, wide receiver Marvin Mims Jr. posted impressive numbers as a returner. He totaled 19 punt returns for 312 yards (16.4 avg.) and 15 kickoff returns for 397 yards (26.5 avg.) with one touchdown.

Mims' efforts in 2023 earned him Pro Bowl and second-team All-Pro selections as a rookie. Additionally, he was named to the NFL's all-rookie team.

Mims was the sixth Broncos rookie—and first since RB Phillip Lindsay in 2018—to be named to the Pro Bowl. He was also just the third Bronco to receive a Pro Bowl nod as a return specialist.

### BRONCOS ROOKIES NAMED TO THE PRO BOWL

| Player                 | Year        |
|------------------------|-------------|
| <b>Marvin Mims Jr.</b> | <b>2023</b> |
| Phillip Lindsay        | 2018        |
| Von Miller             | 2011        |
| Jim Fraser             | 1962*       |
| Donnie Stone           | 1961*       |

\*AFL All-Star selections

### BRONCOS RETURN SPECIALISTS NAMED TO THE PRO BOWL

| Player                 | No.      | Years        |
|------------------------|----------|--------------|
| Rick Upchurch          | 3        | 1977-78, '82 |
| <b>Marvin Mims Jr.</b> | <b>1</b> | <b>2023</b>  |
| Glyn Milburn           | 1        | 1995         |



## MIMS MAKING THE MOST OF HIS CHANCES

Since his rookie campaign in 2023, wide receiver Marvin Mims Jr. has been one of the best kick returners in the NFL, averaging 15.0 yards per punt return and 25.9 yards per kickoff return. His 15.0 yards per punt return is the highest in team history among players with at least 10 returns while his 25.9 kickoff return average is the sixth highest among Broncos with at least 15 returns.

### HIGHEST PUNT RETURN AVERAGE, TEAM HISTORY (MIN. 10 RETURNS)

| Rk. | Player             | Returns   | Yds.       | Avg.        |
|-----|--------------------|-----------|------------|-------------|
| 1.  | <b>Marvin Mims</b> | <b>31</b> | <b>465</b> | <b>15.0</b> |
| 2.  | Darrien Gordon     | 74        | 922        | 12.5        |
| 3.  | Rod Smith          | 53        | 647        | 12.2        |
| 4.  | Rick Upchurch      | 248       | 3,008      | 12.1        |
| 5.  | Charley Mitchell   | 21        | 251        | 12.0        |

### HIGHEST KICKOFF RETURN AVERAGE, TEAM HISTORY (MIN. 15 RETURNS)

| Rk. | Player             | Returns   | Yds.       | Avg.        |
|-----|--------------------|-----------|------------|-------------|
| 1.  | Trindon Holliday   | 39        | 1,133      | 29.1        |
| 2.  | Quan Cosby         | 17        | 457        | 26.9        |
| 3.  | Goldie Sellers     | 25        | 661        | 26.4        |
| 4.  | Kevin Kasper       | 29        | 765        | 26.4        |
| 5.  | Abner Haynes       | 43        | 1,130      | 26.3        |
| 6.  | <b>Marvin Mims</b> | <b>18</b> | <b>466</b> | <b>25.9</b> |

## LUTZ LIGHTING UP THE SCOREBOARD



Broncos kicker Wil Lutz has appeared in 119 career regular-season games, making 207-of-242 field goals (85.5%) and 323-of-332 extra points (97.3%). For his career, Lutz has totaled 944 kicking points which ranks fourth among kickers since 2016.

### MOST KICKING POINTS, REG. SEASON, SINCE 2016

| Rk. | Player          | FGM        | FGA        | XPM        | XPA        | Pts.       |
|-----|-----------------|------------|------------|------------|------------|------------|
| 1.  | Justin Tucker   | 272        | 300        | 343        | 349        | 1,159      |
| 2.  | Greg Zuerlein   | 242        | 285        | 271        | 285        | 997        |
| 3.  | Harrison Butker | 209        | 235        | 319        | 338        | 946        |
| 4.  | <b>Wil Lutz</b> | <b>207</b> | <b>242</b> | <b>323</b> | <b>332</b> | <b>944</b> |
| 5.  | Matt Prater     | 222        | 263        | 270        | 281        | 936        |

## LUTZ TURNS SIX INTO SEVEN

For his career, Broncos kicker Wil Lutz has made 323-of-332 extra points (97.3%). Among kickers since 2016, Lutz's 97.3% percent success rate ranks third behind Justin Tucker and Tyler Bass.

### HIGHEST EXTRA POINT PERCENTAGE, SINCE 2016

| Rk. | Player          | XPM        | XPA        | Pct.        |
|-----|-----------------|------------|------------|-------------|
| 1.  | Justin Tucker   | 343        | 349        | .983        |
| 2.  | Tyler Bass      | 221        | 227        | .974        |
| 3.  | <b>Wil Lutz</b> | <b>323</b> | <b>332</b> | <b>.973</b> |
| 4.  | Jason Sanders   | 236        | 243        | .971        |
| 5.  | Brandon McManus | 236        | 244        | .967        |

## LUTZ REACHES 200 FIELD GOALS MADE

In Week 2 against Pittsburgh, kicker Wil Lutz went 2-of-2 and eclipsed the 200 career field goals made mark in just his 116 game. He tied kickers Dan Bailey and Robbie Gould for the eighth fastest kickers in NFL history to reach that mark.

### FASTEST PLAYERS TO REACH 200 FIELD GOALS MADE

| Rk. | Player          | GP         | FGM        | FGA        | Pct.        |
|-----|-----------------|------------|------------|------------|-------------|
| 1.  | Justin Tucker   | 95         | 200        | 222        | 90.1        |
| 2.  | Harrison Butker | 109        | 201        | 225        | 89.3        |
| 3.  | Dustin Hopkins  | 114        | 202        | 238        | 84.9        |
| 4.  | Dan Carpenter   | 115        | 202        | 239        | 84.5        |
|     | Chris Boswell   | 115        | 200        | 232        | 86.2        |
|     | Graham Gano     | 115        | 200        | 247        | 81.0        |
|     | Mike Vanderjagt | 115        | 200        | 230        | 87.0        |
| 8.  | <b>Wil Lutz</b> | <b>116</b> | <b>200</b> | <b>234</b> | <b>97.2</b> |
|     | Dan Bailey      | 116        | 200        | 228        | 87.7        |
|     | Robbie Gould    | 116        | 200        | 234        | 85.5        |

## LUTZ WITH SEVEN SEASONS OF 100+ POINTS

Since making his NFL debut with New Orleans in 2016, kicker Wil Lutz has posted seven seasons in which he has totaled 100 or more kicking points. Among kickers in that span, Lutz's seven such campaigns ranks second, trailing only kicker Justin Tucker.

### MOST SEASONS WITH 100+ KICKING POINTS, SINCE 2016

| Rk. | Player          | Team               | No.      |
|-----|-----------------|--------------------|----------|
| 1.  | Justin Tucker   | Bal.               | 8        |
| 2.  | <b>Wil Lutz</b> | <b>N.O. / Den.</b> | <b>7</b> |
|     | Greg Zuerlein   | LAR / Dal. / NYJ   | 7        |
|     | Matt Prater     | Det. / Ari.        | 7        |

## DIXON PINNING THEM DEEP



In 54 games with the Broncos in his career, punter Riley Dixon has punted 271 times for 12,456 yards (46.0 avg. / 41.5 net), including 92 punts inside of the 20-yard line and only 17 touchbacks. His 92 punts inside the 20-yard line with the Broncos are the fourth most by any punter in team history.

### MOST PUNTS INSIDE THE 20, TEAM HISTORY

| Rk. | Player             | Punts      | Yds.          | Gross       | Net         | I20       | TBs       |
|-----|--------------------|------------|---------------|-------------|-------------|-----------|-----------|
| 1.  | Tom Rouen          | 541        | 28,146        | 43.9        | 36.2        | 182       | 75        |
| 2.  | Britton Colquitt   | 472        | 21,327        | 45.2        | 39.1        | 149       | 29        |
| 3.  | Mike Horan         | 374        | 15,911        | 42.5        | 36.5        | 107       | 29        |
| 4.  | <b>Riley Dixon</b> | <b>271</b> | <b>12,456</b> | <b>46.0</b> | <b>41.5</b> | <b>92</b> | <b>17</b> |
| 5.  | Luke Prestridge    | 377        | 15,754        | 41.8        | 34.7        | 80        | 30        |

# TEAM HIGHS AND LOWS



## 2024 REGULAR SEASON DENVER BRONCOS OFFENSIVE HIGHS AND LOWS (THROUGH WEEK 5)

| HIGH  | DATE | OPPONENT       | CATEGORY                              | OPPONENT       | DATE | LOW   |
|-------|------|----------------|---------------------------------------|----------------|------|-------|
| 34    | 10/6 | vs. Las Vegas  | <b>Points</b>                         | vs. Pittsburgh | 9/15 | 6     |
| 14    | 9/22 | at Tampa Bay   | <b>Points in a Quarter</b>            | at Seattle     | 9/8  | 0     |
|       |      |                |                                       | vs. Pittsburgh | 9/15 |       |
|       |      |                |                                       | at Tampa Bay   | 9/22 |       |
|       |      |                |                                       | at N.Y. Jets   | 9/29 |       |
| 21    | 10/6 | vs. Las Vegas  | <b>Points in a Half</b>               | vs. Las Vegas  | 10/6 |       |
|       |      |                |                                       | vs. Pittsburgh | 9/15 | 0     |
|       |      |                |                                       | at N.Y. Jets   | 9/29 |       |
| 4     | 10/6 | vs. Las Vegas  | <b>Total Touchdowns</b>               | vs. Pittsburgh | 9/15 | 0     |
| 69    | 9/8  | at Seattle     | <b>Total Plays</b>                    | vs. Pittsburgh | 9/15 | 56    |
|       |      |                |                                       | at N.Y. Jets   | 9/29 |       |
| 352   | 9/22 | at Tampa Bay   | <b>Total Net Yards</b>                | at N.Y. Jets   | 9/29 | 186   |
| 18    | 9/22 | at Tampa Bay   | <b>Total First Downs</b>              | at N.Y. Jets   | 9/29 | 12    |
| 10    | 9/22 | at Tampa Bay   | <b>First Downs Rushing</b>            | vs. Pittsburgh | 9/15 | 5     |
| 9     | 10/6 | vs. Las Vegas  | <b>First Downs Passing</b>            | at N.Y. Jets   | 9/29 | 3     |
| 3     | 10/6 | vs. Las Vegas  | <b>First Down Penalties</b>           | at Seattle     | 9/8  | 0     |
|       |      |                |                                       | vs. Pittsburgh | 9/15 |       |
|       |      |                |                                       | at Tampa Bay   | 9/22 |       |
| 30.8% | 9/22 | at Tampa Bay   | <b>Third Down Efficiency</b>          | vs. Pittsburgh | 9/15 | 16.7% |
| 5.5   | 9/22 | at Tampa Bay   | <b>Average Yards Per Play</b>         | at Seattle     | 9/8  | 3.3   |
|       |      |                |                                       | at N.Y. Jets   | 9/29 |       |
| 136   | 9/22 | at Tampa Bay   | <b>Total Net Yards Rushing</b>        | vs. Pittsburgh | 9/15 | 64    |
| 31    | 9/29 | at N.Y. Jets   | <b>Rushing Attempts</b>               | vs. Pittsburgh | 9/15 | 19    |
| 4.9   | 9/22 | at Tampa Bay   | <b>Rushing Average Yards</b>          | vs. Pittsburgh | 9/15 | 3.4   |
| 2     | 9/22 | at Tampa Bay   | <b>Rushing Touchdowns</b>             | vs. Pittsburgh | 9/15 | 0     |
|       |      |                |                                       | at N.Y. Jets   | 9/29 |       |
| 231   | 9/15 | vs. Pittsburgh | <b>Total Net Yards Passing</b>        | at N.Y. Jets   | 9/29 | 60    |
| 42    | 9/8  | at Seattle     | <b>Passing Attempts</b>               | at N.Y. Jets   | 9/29 | 25    |
| 26    | 9/8  | at Seattle     | <b>Passing Completions</b>            | at N.Y. Jets   | 9/29 | 12    |
| 2     | 10/6 | vs. Las Vegas  | <b>Passing Touchdowns</b>             | at Seattle     | 9/8  | 0     |
|       |      |                |                                       | vs. Pittsburgh | 9/15 |       |
|       |      |                |                                       | at Tampa Bay   | 9/22 |       |
| 6.2   | 9/15 | vs. Pittsburgh | <b>Passing Yards Average</b>          | at N.Y. Jets   | 9/29 | 2.4   |
| 2     | 9/8  | at Seattle     | <b>Passes Thrown for Interception</b> | at Tampa Bay   | 9/22 | 0     |
|       |      |                |                                       | at N.Y. Jets   | 9/29 |       |
|       |      |                |                                       | vs. Las Vegas  | 10/6 |       |
| 3     | 10/6 | vs. Las Vegas  | <b>Times Sacked</b>                   | at Tampa Bay   | 9/22 | 0     |
|       |      |                |                                       | at N.Y. Jets   | 9/29 |       |
| 3     | 10/6 | vs. Las Vegas  | <b>QB Sacks</b>                       | at Tampa Bay   | 9/22 | 0     |
|       |      |                |                                       | at N.Y. Jets   | 9/29 |       |
| 26    | 10/6 | vs. Las Vegas  | <b>Sack Yards Lost</b>                | at Tampa Bay   | 9/22 | 0     |
|       |      |                |                                       | at N.Y. Jets   | 9/29 |       |
| 8     | 9/8  | at Seattle     | <b>Total Punts</b>                    | at Tampa Bay   | 9/22 | 2     |
| 389   | 9/8  | at Seattle     | <b>Total Punt Yards</b>               | at Tampa Bay   | 9/22 | 96    |
| 52.5  | 9/15 | vs. Pittsburgh | <b>Punt Gross Average Yards</b>       | at N.Y. Jets   | 9/29 | 42.4  |
| 48    | 9/15 | vs. Pittsburgh | <b>Punt Net Average Yards</b>         | at N.Y. Jets   | 9/29 | 38.5  |
| 5     | 9/8  | at Seattle     | <b>Punt Returns</b>                   | at Tampa Bay   | 9/22 | 1     |
|       |      |                |                                       | at N.Y. Jets   | 9/29 |       |
| 54    | 10/6 | vs. Las Vegas  | <b>Punt Return Yards</b>              | at N.Y. Jets   | 9/29 | 5     |
| 27.0  | 9/22 | at Tampa Bay   | <b>Punt Return Yards Average</b>      | at N.Y. Jets   | 9/29 | 5.0   |
| 3     | 9/8  | at Seattle     | <b>Kickoff Returns</b>                | vs. Pittsburgh | 9/15 | 0     |
|       |      |                |                                       | at Tampa Bay   | 9/22 |       |
|       |      |                |                                       | at N.Y. Jets   | 9/29 |       |
| 69    | 9/8  | at Seattle     | <b>Kickoff Return Yards</b>           | vs. Pittsburgh | 9/15 | 0     |
|       |      |                |                                       | at Tampa Bay   | 9/22 |       |
|       |      |                |                                       | at N.Y. Jets   | 9/29 |       |
| 9     | 9/15 | vs. Pittsburgh | <b>Total Penalties</b>                | at Tampa Bay   | 9/22 | 5     |
|       |      |                |                                       | at N.Y. Jets   | 9/29 |       |
| 124   | 9/15 | vs. Pittsburgh | <b>Penalty Yards</b>                  | vs. Las Vegas  | 10/6 | 44    |
| 2     | 9/8  | at Seattle     | <b>Total Fumbles</b>                  | vs. Pittsburgh | 9/15 | 0     |
| 1     | 9/8  | at Seattle     | <b>Fumbles Lost</b>                   | vs. Pittsburgh | 9/15 | 0     |
|       |      |                |                                       | vs. Las Vegas  | 10/6 |       |
| 32:08 | 9/22 | at Tampa Bay   | <b>Time of Possession</b>             | vs. Pittsburgh | 9/15 | 27:41 |
| 3     | 9/8  | at Seattle     | <b>Turnovers</b>                      | vs. Las Vegas  | 10/6 | 0     |



# TEAM HIGHS AND LOWS



82,243 | 9/29 | at N.Y. Jets | Attendance | at Tampa Bay | 9/22 | 62,738

## 2024 REGULAR SEASON DENVER BRONCOS DEFENSIVE HIGHS AND LOWS (THROUGH WEEK 5)

| HIGH   | DATE | OPPONENT       | CATEGORY                       | OPPONENT       | DATE | LOW    |
|--------|------|----------------|--------------------------------|----------------|------|--------|
| 26     | 9/8  | at Seattle     | Points                         | at Tampa Bay   | 9/22 | 7      |
| 10     | 9/8  | at Seattle     | Points in a Quarter            | vs. Pittsburgh | 9/15 | 0      |
|        |      |                |                                | at Tampa Bay   | 9/22 |        |
|        |      |                |                                | at N.Y. Jets   | 9/29 |        |
|        |      |                |                                | vs. Las Vegas  | 10/6 |        |
| 17     | 9/8  | at Seattle     | Points in a Half               | at Tampa Bay   | 9/22 | 0      |
| 3      | 9/8  | at Seattle     | Total Touchdowns               | at N.Y. Jets   | 9/29 | 0      |
| 70     | 9/29 | at N.Y. Jets   | Total Plays                    | at Tampa Bay   | 9/22 | 56     |
| 330    | 10/6 | vs. Las Vegas  | Total Net Yards                | at Tampa Bay   | 9/22 | 223    |
| 20     | 10/6 | vs. Las Vegas  | Total First Downs              | vs. Pittsburgh | 9/15 | 16     |
|        |      |                |                                | at N.Y. Jets   | 9/29 |        |
| 5      | 9/8  | at Seattle     | First Downs Rushing            | vs. Pittsburgh | 9/15 | 4      |
|        |      |                |                                | at Tampa Bay   | 9/22 |        |
|        |      |                |                                | at N.Y. Jets   | 9/29 |        |
| 13     | 10/6 | vs. Las Vegas  | First Downs Passing            | vs. Pittsburgh | 9/15 | 7      |
| 5      | 9/15 | vs. Pittsburgh | First Down Penalties           | at Tampa Bay   | 9/22 | 2      |
|        |      |                |                                | at N.Y. Jets   | 9/29 |        |
|        |      |                |                                | vs. Las Vegas  | 10/6 |        |
| 46.7%  | 10/6 | vs. Las Vegas  | Third Down Efficiency          | at N.Y. Jets   | 9/29 | 23.5%  |
| 5.1    | 9/8  | at Seattle     | Average Yards Per Play         | at N.Y. Jets   | 9/29 | 3.5    |
| 146    | 9/8  | at Seattle     | Total Net Yards Rushing        | at N.Y. Jets   | 9/29 | 64     |
| 36     | 9/15 | vs. Pittsburgh | Rushing Attempts               | at Tampa Bay   | 9/22 | 16     |
| 5.7    | 9/22 | at Tampa Bay   | Rushing Average Yards          | at N.Y. Jets   | 9/29 | 2.8    |
| 2      | 9/8  | at Seattle     | Rushing Touchdowns             | vs. Pittsburgh | 9/15 | 0      |
|        |      |                |                                | at Tampa Bay   | 9/22 |        |
|        |      |                |                                | at N.Y. Jets   | 9/29 |        |
| 215    | 10/6 | vs. Las Vegas  | Total Net Yards Passing        | vs. Pittsburgh | 9/15 | 110    |
| 42     | 9/29 | at N.Y. Jets   | Passing Attempts               | vs. Pittsburgh | 9/15 | 20     |
| 25     | 9/22 | at Tampa Bay   | Passing Completions            | vs. Pittsburgh | 9/15 | 13     |
| 1      | 9/8  | at Seattle     | Passing Touchdowns             | at N.Y. Jets   | 9/29 | 0      |
| 5.9    | 9/8  | at Seattle     | Passing Yards Average          | at Tampa Bay   | 9/22 | 3.3    |
| 3      | 10/6 | vs. Las Vegas  | Passes Thrown for Interception | vs. Pittsburgh | 9/15 | 0      |
|        |      |                |                                | at N.Y. Jets   | 9/29 |        |
| 7      | 9/22 | at Tampa Bay   | Times Sacked                   | at Seattle     | 9/8  | 2      |
|        |      |                |                                | vs. Pittsburgh | 9/15 |        |
| 7      | 9/22 | at Tampa Bay   | QB Sacks                       | at Seattle     | 9/8  | 2      |
|        |      |                |                                | vs. Pittsburgh | 9/15 |        |
| 41     | 9/29 | at N.Y. Jets   | Sack Yards Lost                | vs. Pittsburgh | 9/15 | 7      |
| 8      | 9/15 | vs. Pittsburgh | Total Punts                    | at Tampa Bay   | 9/22 | 4      |
| 424    | 9/15 | vs. Pittsburgh | Total Punt Yards               | at Tampa Bay   | 9/22 | 189    |
| 53.4   | 10/6 | vs. Las Vegas  | Punt Gross Average Yards       | at N.Y. Jets   | 9/29 | 45.1   |
| 44.4   | 9/29 | at N.Y. Jets   | Punt Net Average Yards         | at Seattle     | 9/8  | 38.8   |
| 5      | 9/15 | vs. Pittsburgh | Punt Returns                   | at Tampa Bay   | 9/22 | 0      |
|        |      |                |                                | vs. Las Vegas  | 10/6 |        |
| 31     | 9/29 | at N.Y. Jets   | Punt Return Yards              | at Seattle     | 9/8  | 0      |
|        |      |                |                                | at Tampa Bay   | 9/22 |        |
|        |      |                |                                | vs. Las Vegas  | 10/6 |        |
| 6.2    | 9/29 | at N.Y. Jets   | Punt Return Yards Average      | at Seattle     | 9/8  | 0.0    |
|        |      |                |                                | at Tampa Bay   | 9/22 |        |
|        |      |                |                                | vs. Las Vegas  | 10/6 |        |
| 3      | 9/8  | at Seattle     | Kickoff Returns                | vs. Pittsburgh | 9/15 | 1      |
|        |      |                |                                | vs. Las Vegas  | 10/6 |        |
| 74     | 9/8  | at Seattle     | Kickoff Return Yards           | vs. Pittsburgh | 9/15 | 13     |
| 13     | 9/29 | at N.Y. Jets   | Total Penalties                | at Tampa Bay   | 9/22 | 5      |
| 90     | 9/29 | at N.Y. Jets   | Penalty Yards                  | at Tampa Bay   | 9/22 | 19     |
| 1      | 9/8  | at Seattle     | Total Fumbles                  | vs. Las Vegas  | 10/6 | 0      |
| 1      | 9/8  | at Seattle     | Fumbles Lost                   | vs. Pittsburgh | 9/15 | 0      |
|        |      |                |                                | vs. Las Vegas  | 10/6 |        |
| 32:19  | 9/15 | vs. Pittsburgh | Time of Possession             | at Tampa Bay   | 9/22 | 27:52  |
| 3      | 10/6 | vs. Las Vegas  | Turnovers                      | vs. Pittsburgh | 9/15 | 0      |
| 82,243 | 9/29 | at N.Y. Jets   | Attendance                     | at Tampa Bay   | 9/22 | 62,738 |





9

2023 WEEK 17

Los Angeles Chargers 9, Denver Broncos 16

76,228 Empower Field at Mile High Dec 31, 2023



16

|                            |   |    |   |   |   |    |
|----------------------------|---|----|---|---|---|----|
| Los Angeles Chargers ..... | 0 | 3  | 3 | 3 | - | 9  |
| Denver Broncos .....       | 3 | 10 | 0 | 3 | - | 16 |

OFFICIALS: Referee: Craig Wrolstad (4), Umpire: Steven Woods (54), Down Judge: Jim Mello (48), Line Judge: Tripp Sutter (37), Field Judge: Jeff Shears (60), Side Judge: Frank Steratore (132), Back Judge: Grantis Bell (27), Replay Official: Kevin Stine

SCORING DRIVES

| TEAM     | QTR | TIME  | SCORING PLAY   | LAC | DEN |
|----------|-----|-------|--|-----|-----|
| Broncos  | 1   | 03:55 | W.Lutz 32 yd. Field Goal (11-53, 5:49)                           | 0   | 3   |
| Chargers | 2   | 09:43 | C.Dicker 36 yd. Field Goal (8-42, 3:32)                          | 3   | 3   |
| Broncos  | 2   | 06:37 | L.Humphrey 54 yd. pass from J.Stidham (W.Lutz kick) (6-75, 3:06) | 3   | 10  |
| Broncos  | 2   | 01:53 | W.Lutz 43 yd. Field Goal (6-17, 0:58)                            | 3   | 13  |
| Chargers | 3   | 06:20 | C.Dicker 50 yd. Field Goal (9-58, 4:27)                          | 6   | 13  |
| Broncos  | 4   | 11:19 | W.Lutz 20 yd. Field Goal (7-36, 3:34)                            | 6   | 16  |
| Chargers | 4   | 01:17 | C.Dicker 52 yd. Field Goal (9-46, 1:42)                          | 9   | 16  |

LOS ANGELES CHARGERS (HEAD COACH: BRANDON STALEY)

| OFFENSE |             | DEFENSE |               |
|---------|-------------|---------|---------------|
| WR 12   | D. Davis    | DL 93   | O. Ogbornia   |
| WR 1    | Q. Johnston | DL 56   | M. Fox        |
| TE 7    | G. Everett  | DL 98   | A. Johnson    |
| QB 2    | E. Stick    | OLB 45  | T. Tuipulotu  |
| RB 30   | A. Ekeler   | OLB 52  | K. Mack       |
|         |             | LB 6    | E. Kendricks  |
|         |             | LB 31   | N. Niemann    |
|         |             | CB 43   | M. Davis      |
|         |             | CB 26   | A. Samuel Jr. |
|         |             | S 32    | A. Gilman     |
|         |             | S 3     | D. James Jr.  |

DENVER BRONCOS (HEAD COACH: SEAN PAYTON)

| OFFENSE |                    | DEFENSE |               |
|---------|--------------------|---------|---------------|
| WR 13   | P. Dorsett II      | DE 99   | Z. Allen      |
| LT 72   | G. Bolles          | DT 93   | D. Jones      |
| LG 74   | B. Powers          | SLB 0   | J. Cooper     |
| C 79    | L. Cushenberry III | WLB 15  | N. Bonitto    |
| RG 77   | Q. Meinerz         | ILB 49  | A. Singleton  |
| RT 69   | M. McGlinchey      | ILB 47  | J. Jewell     |
| TE 82   | A. Trautman        | CB 2    | P. Surtain II |
| WR 10   | J. Jeudy           | CB 23   | F. Moreau     |
| FB 20   | M. Burton          | CB 29   | J. McMillian  |
| RB 38   | J. McLaughlin      | S 31    | J. Simmons    |
| QB 8    | J. Stidham         | S 6     | P. Locke      |

LOS ANGELES CHARGERS

| PASSING      | ATT       | CP        | YDS        | SK/YD      | TD       | LG        | INT      | RTG         |
|--------------|-----------|-----------|------------|------------|----------|-----------|----------|-------------|
| Easton Stick | 38        | 24        | 220        | 1/5        | 0        | 27        | 0        | 78.8        |
| <b>TOTAL</b> | <b>38</b> | <b>24</b> | <b>220</b> | <b>1/5</b> | <b>0</b> | <b>27</b> | <b>0</b> | <b>78.8</b> |

| RUSHING        | ATT       | YDS       | AVG        | LG       | TD       |
|----------------|-----------|-----------|------------|----------|----------|
| Austin Ekeler  | 13        | 46        | 3.5        | 6        | 0        |
| Easton Stick   | 5         | 31        | 6.2        | 9        | 0        |
| Gerald Everett | 1         | 6         | 6.0        | 6        | 0        |
| Joshua Kelley  | 2         | 2         | 1.0        | 1        | 0        |
| Derius Davis   | 1         | 2         | 2.0        | 2        | 0        |
| Nick Niemann   | 1         | 0         | 0.0        | 0        | 0        |
| Isaiah Spiller | 1         | -1        | -1.0       | -1       | 0        |
| <b>TOTAL</b>   | <b>24</b> | <b>86</b> | <b>3.6</b> | <b>9</b> | <b>0</b> |

| RECEIVING        | NO        | YDS        | AVG        | LG        | TD       |
|------------------|-----------|------------|------------|-----------|----------|
| Alex Erickson    | 7         | 98         | 14.0       | 27        | 0        |
| Kealan Doss      | 5         | 25         | 5.0        | 9         | 0        |
| Gerald Everett   | 4         | 31         | 7.8        | 22        | 0        |
| Quentin Johnston | 3         | 29         | 9.7        | 15        | 0        |
| Stone Smartt     | 2         | 23         | 11.5       | 18        | 0        |
| Isaiah Spiller   | 2         | 10         | 5.0        | 8         | 0        |
| Austin Ekeler    | 1         | 4          | 4.0        | 4         | 0        |
| <b>TOTAL</b>     | <b>24</b> | <b>220</b> | <b>9.2</b> | <b>27</b> | <b>0</b> |

| PUNTING      | NO       | YDS        | AVG         | TB       | I20      | LG        |
|--------------|----------|------------|-------------|----------|----------|-----------|
| JK Scott     | 4        | 184        | 46.0        | 0        | 2        | 61        |
| <b>TOTAL</b> | <b>4</b> | <b>184</b> | <b>46.0</b> | <b>0</b> | <b>2</b> | <b>61</b> |

| KICKOFF RETURNS    | NO | YDS | AVG | LG | TD |
|--------------------|----|-----|-----|----|----|
| No Kickoff Returns |    |     |     |    |    |

| PUNT RETURNS | NO       | YDS       | AVG         | LG        | TD       |
|--------------|----------|-----------|-------------|-----------|----------|
| Derius Davis | 1        | 12        | 12.0        | 12        | 0        |
| <b>TOTAL</b> | <b>1</b> | <b>12</b> | <b>12.0</b> | <b>12</b> | <b>0</b> |

| TOP DEFENSE      | TOT | SOLO | AST | SCK | YDS | INT |
|------------------|-----|------|-----|-----|-----|-----|
| Eric Kendricks   | 14  | 5    | 9   | 0.0 | 0.0 | 0   |
| Derwin James Jr. | 12  | 7    | 5   | 1.0 | 3.0 | 0   |
| Nick Niemann     | 10  | 6    | 4   | 0.0 | 0.0 | 0   |

| FIELD GOALS    | FGM/FGA    | PERCENT     | RESULTS            |
|----------------|------------|-------------|--------------------|
| Cameron Dicker | 3-4        | 75.0        | 36G, 50G, 50B, 52G |
| <b>TOTAL</b>   | <b>3-4</b> | <b>75.0</b> |                    |

DENVER BRONCOS

| PASSING         | ATT       | CP        | YDS        | SK/YD       | TD       | LG         | INT      | RTG         |
|-----------------|-----------|-----------|------------|-------------|----------|------------|----------|-------------|
| Jarrett Stidham | 32        | 20        | 224        | 2/12        | 1        | 54T        | 0        | 93.8        |
| <b>TOTAL</b>    | <b>32</b> | <b>20</b> | <b>224</b> | <b>2/12</b> | <b>1</b> | <b>54T</b> | <b>0</b> | <b>93.8</b> |

| RUSHING           | ATT       | YDS        | AVG        | LG        | TD       |
|-------------------|-----------|------------|------------|-----------|----------|
| Jaleel McLaughlin | 8         | 44         | 5.5        | 11        | 0        |
| Javonte Williams  | 15        | 41         | 2.7        | 16        | 0        |
| Samaje Perine     | 4         | 10         | 2.5        | 5         | 0        |
| Jarrett Stidham   | 6         | 6          | 1.0        | 4         | 0        |
| <b>TOTAL</b>      | <b>33</b> | <b>101</b> | <b>3.1</b> | <b>16</b> | <b>0</b> |

| RECEIVING           | NO        | YDS        | AVG         | LG         | TD       |
|---------------------|-----------|------------|-------------|------------|----------|
| Brandon Johnson     | 4         | 27         | 6.8         | 10         | 0        |
| Jerry Jeudy         | 3         | 54         | 18.0        | 41         | 0        |
| Jaleel McLaughlin   | 3         | 18         | 6.0         | 10         | 0        |
| Javonte Williams    | 3         | 17         | 5.7         | 9          | 0        |
| Lil'Jordan Humphrey | 2         | 69         | 34.5        | 54T        | 1        |
| Samaje Perine       | 2         | 16         | 8.0         | 11         | 0        |
| Lucas Krull         | 2         | 14         | 7.0         | 11         | 0        |
| Adam Trautman       | 1         | 9          | 9.0         | 9          | 0        |
| <b>TOTAL</b>        | <b>20</b> | <b>224</b> | <b>11.2</b> | <b>54T</b> | <b>1</b> |

| PUNTING      | NO       | YDS        | AVG         | TB       | I20      | LG        |
|--------------|----------|------------|-------------|----------|----------|-----------|
| Riley Dixon  | 5        | 243        | 48.6        | 1        | 3        | 63        |
| <b>TOTAL</b> | <b>5</b> | <b>243</b> | <b>48.0</b> | <b>1</b> | <b>3</b> | <b>63</b> |

| KICKOFF RETURNS    | NO | YDS | AVG | TB | LG | TD |
|--------------------|----|-----|-----|----|----|----|
| No Kickoff Returns |    |     |     |    |    |    |

| PUNT RETURNS | NO       | YDS       | AVG         | LG        | TD       |
|--------------|----------|-----------|-------------|-----------|----------|
| Tremon Smith | 1        | 14        | 14.0        | 14        | 0        |
| <b>TOTAL</b> | <b>1</b> | <b>14</b> | <b>14.0</b> | <b>14</b> | <b>0</b> |

| TOP DEFENSE    | TOT | SOLO | AST | SCK | YDS | INT |
|----------------|-----|------|-----|-----|-----|-----|
| Alex Singleton | 11  | 7    | 4   | 0.0 | 0.0 | 0   |
| Josey Jewell   | 9   | 2    | 7   | 0.0 | 0.0 | 0   |
| Justin Simmons | 6   | 6    | 0   | 0.0 | 0.0 | 0   |

| FIELD GOALS  | FGM/FGA    | PERCENT     | RESULTS             |
|--------------|------------|-------------|---------------------|
| Wil Lutz     | 3-4        | 75.0        | 32G, 43G, 48WR, 20G |
| <b>TOTAL</b> | <b>3-4</b> | <b>75.0</b> |                     |

Team Statistics

|                              | Chargers | Broncos  |
|------------------------------|----------|----------|
| First Downs                  | 17       | 16       |
| 3rd-Down Eff. (Made/Att/Pct) | 2/11/18% | 7/17/41% |
| 4th-Down Eff. (Made/Att/Pct) | 1/2/50%  | 1/1/100% |
| Total Net Yards              | 301      | 313      |
| Total Plays                  | 63       | 67       |
| Yards Per Play               | 4.8      | 4.7      |
| Rushes/Net Yards             | 24/86    | 33/101   |
| Net Passing                  | 215      | 212      |
| Pass Attempts/Completions    | 38/24    | 32/20    |
| Had Intercepted              | 0        | 0        |
| Sacked/Yards Lost            | 1/5      | 2/12     |
| Punts/Average                | 4/46.0   | 5/48.6   |
| Penalties/Yards              | 3/48     | 7/49     |
| Fumbles/Lost                 | 2/1      | 0/0      |
| Possession Time              | 26:14    | 33:46    |





# BIG YARDAGE GAMES



## 2024 REGULAR SEASON BIG YARDAGE GAMES

[none]

## 2024 OPPONENTS BIG YARDAGE GAMES 100-YARD RUSHERS

| DATE | OPPONENT    | PLAYER             | ATT. | YDS. | AVG. | LG  | TD |
|------|-------------|--------------------|------|------|------|-----|----|
| 9/8  | at Seahawks | Kenneth Walker III | 20   | 103  | 5.2  | 23T | 1  |





BRONCOS 2024 REGULAR SEASON RECORD WHEN...

| CATEGORY                               | 2024 SEASON |  | CATEGORY                           | 2024 SEASON |  |
|--|-------------|--|------------------------------------|-------------|--|
|  | W-L         |  |                                    | W-L         |  |
| BRONCOS AT EMPOWER FIELD AT MILE HIGH  | 1-1         |  | IN SEPTEMBER                       | 2-2         |  |
| BRONCOS ON THE ROAD                    | 2-1         |  | IN OCTOBER                         | 1-0         |  |
| BRONCOS ON GRASS                       | 2-1         |  | IN NOVEMBER                        | 0-0         |  |
| BRONCOS ON ARTIFICIAL TURF             | 1-1         |  | IN DECEMBER                        | 0-0         |  |
| BRONCOS IN DOMES                       | 0-0         |  | IN JANUARY                         | 0-0         |  |
| BRONCOS IN RETRACTABLE ROOF STADIUMS   | 0-0         |  | ON SUNDAY NIGHT                    | 0-0         |  |
| BRONCOS OUTDOORS                       | 0-0         |  | ON THURSDAY NIGHT                  | 0-0         |  |
| BRONCOS INDOORS                        | 0-0         |  | ON MONDAY NIGHT                    | 0-0         |  |
| EMPOWER FIELD AT MILE HIGH ROOF OPEN   | 0-0         |  | ON SATURDAY                        | 0-0         |  |
| EMPOWER FIELD AT MILE HIGH ROOF CLOSED | 0-0         |  |                                    |             |  |
| BRONCOS SCORE FIRST                    | 1-1         |  | DAY GAMES                          | 3-2         |  |
| OPPONENT SCORES FIRST                  | 2-1         |  | KICKOFF AT 12:00 MDT               | 0-0         |  |
| BRONCOS SCORE ON FIRST POSSESSION      | 1-1         |  | KICKOFF AT 3:00/3:05/3:15/3:35 MDT | 0-0         |  |
| BRONCOS SCORE 20 OR MORE POINTS        | 2-1         |  | NIGHT GAMES                        | 0-0         |  |
| BRONCOS SCORE 19 OR LESS POINTS        | 1-1         |  |                                    |             |  |
| BRONCOS ALLOW 20 OR MORE               | 0-1         |  | VS. AFC WEST OVERALL               | 1-0         |  |
| BRONCOS ALLOW 19 OR LESS POINTS        | 3-1         |  | VS. AFC WEST AT HOME               | 1-0         |  |
|  |             |  | VS. AFC WEST ON THE ROAD           | 0-0         |  |
| BRONCOS LEAD AFTER 1ST QUARTER         | 1-0         |  | VS. AFC                            | 2-1         |  |
| BRONCOS TRAIL AFTER 1ST QUARTER        | 1-1         |  | VS. AFC EAST                       | 1-0         |  |
| SCORE TIED AFTER 1ST QUARTER           | 1-1         |  | VS. AFC SOUTH                      | 0-0         |  |
| BRONCOS LEAD AT HALFTIME               | 2-1         |  | VS. AFC NORTH                      | 0-1         |  |
| BRONCOS TRAIL AT HALFTIME              | 1-1         |  |                                    |             |  |
| SCORE TIED AT HALFTIME                 | 0-0         |  | VS. NFC                            | 1-1         |  |
| BRONCOS LEAD AFTER 3RD QUARTER         | 3-0         |  | VS. NFC EAST                       | 0-0         |  |
| BRONCOS TRAIL AFTER 3RD QUARTER        | 0-2         |  | VS. NFC SOUTH                      | 1-0         |  |
| SCORE TIED AFTER 3RD QUARTER           | 0-0         |  | VS. NFC NORTH                      | 0-0         |  |
| GAME GOES TO OVERTIME                  | 0-0         |  | VS. NFC WEST                       | 0-1         |  |
|  |             |  |                                    |             |  |
| BRONCOS HAVE + TURNOVER RATIO          | 2-0         |  |                                    |             |  |
| BRONCOS HAVE - TURNOVER RATIO          | 0-2         |  |                                    |             |  |
| TURNOVER RATIO EVEN                    | 1-0         |  |                                    |             |  |
|  |             |  |                                    |             |  |
| BRONCOS HAVE 30:00+TOP                 | 1-1         |  |                                    |             |  |
| BRONCOS HAVE LESS THAN 30:00 TOP       | 2-1         |  |                                    |             |  |
|  |             |  |                                    |             |  |
| BRONCOS HAVE 100-YARD RUSHER           | 0-0         |  |                                    |             |  |
| BRONCOS HAVE 300 NET PASSING YARDS     | 0-0         |  |                                    |             |  |
| BRONCOS HAVE 1 100-YARD RECEIVER       | 0-0         |  |                                    |             |  |
| BRONCOS HAVE 2 100-YARD RECEIVERS      | 0-0         |  |                                    |             |  |
|  |             |  |                                    |             |  |
| BRONCOS WIN COIN TOSS                  | 3-1         |  |                                    |             |  |
| BRONCOS LOSE COIN TOSS                 | 0-1         |  |                                    |             |  |




**2024 REGULAR SEASON BRONCOS INDIVIDUAL SINGLE-GAME HIGHS**

|                              |      |                   |               |       |
|------------------------------|------|-------------------|---------------|-------|
| <b>Touchdowns</b>            | 1    | Jaleel McLaughlin | vs. Raiders   | 10/06 |
|                              |      | Bo Nix            | vs. Raiders   | 10/06 |
|                              |      | Josh Reynolds     | vs. Raiders   | 10/06 |
|                              |      | Courtland Sutton  | at Jets       | 09/29 |
|                              |      | Jaleel McLaughlin | at Buccaneers | 09/22 |
|                              |      | Bo Nix            | at Buccaneers | 09/22 |
|                              |      | Bo Nix            | at Seahawks   | 09/08 |
| <b>Passes Attempted</b>      | 42   | Bo Nix            | at Seahawks   | 09/08 |
| <b>Passes Completed</b>      | 26   | Bo Nix            | at Seahawks   | 09/08 |
| <b>Completion Percentage</b> | 70.3 | Bo Nix            | vs. Raiders   | 10/06 |
| <b>Passing Yards</b>         | 246  | Bo Nix            | vs. Steelers  | 09/15 |
| <b>Yards Per Attempt</b>     | 7.6  | Bo Nix            | vs. Raiders   | 10/06 |
| <b>Touchdown Passes</b>      | 2    | Bo Nix            | vs. Raiders   | 10/06 |
| <b>Pass Receptions</b>       | 8    | Devaughn Vele     | at Seahawks   | 09/08 |
| <b>Receiving Yards</b>       | 93   | Josh Reynolds     | vs. Steelers  | 09/15 |
| <b>Touchdown Receptions</b>  | 1    | Jaleel McLaughlin | vs. Raiders   | 10/06 |
|                              |      | Josh Reynolds     | vs. Raiders   | 10/06 |
|                              |      | Courtland Sutton  | at Jets       | 09/29 |
| <b>Rushing Yards</b>         | 77   | Javonte Williams  | at Jets       | 09/29 |
| <b>Rushing Attempts</b>      | 16   | Javonte Williams  | at Jets       | 09/29 |
| <b>Rushing Average</b>       | 7.8  | Tyler Badie       | at Buccaneers | 09/22 |
| <b>Rushing Touchdowns</b>    | 1    | Bo Nix            | vs. Raiders   | 10/06 |
|                              |      | Jaleel McLaughlin | at Buccaneers | 09/22 |
|                              |      | Bo Nix            | at Buccaneers | 09/22 |
|                              |      | Bo Nix            | at Seahawks   | 09/08 |
| <b>Yards From Scrimmage</b>  | 111  | Javonte Williams  | vs. Raiders   | 10/06 |
| <b>Combined Net Yards</b>    | 116  | Marvin Mims Jr.   | at Seahawks   | 09/08 |
| <b>Interceptions Made</b>    | 2    | Pat Surtain II    | vs. Raiders   | 10/06 |
| <b>Interceptions Thrown</b>  | 2    | Bo Nix            | vs. Steelers  | 09/15 |
|                              |      | Bo Nix            | at Seahawks   | 09/08 |
| <b>INT Return Yards</b>      | 100  | Pat Surtain II    | vs. Raiders   | 10/06 |
| <b>Tackles</b>               | 12   | Alex Singleton    | vs. Steelers  | 09/15 |
|                              |      | Riley Moss        | at Seahawks   | 09/08 |
| <b>Sacks</b>                 | 2.0  | Dondrea Tillman   | at Buccaneers | 09/22 |
|                              |      | Jonathon Cooper   | at Seahawks   | 09/08 |
| <b>Punts</b>                 | 8    | Riley Dixon       | at Jets       | 09/29 |
|                              |      | Riley Dixon       | at Seahawks   | 09/08 |
| <b>Punts Inside the 20</b>   | 4    | Riley Dixon       | at Seahawks   | 09/08 |
| <b>Punting Average</b>       | 52.5 | Riley Dixon       | vs. Steelers  | 09/15 |
| <b>Punt Returns</b>          | 5    | Marvin Mims Jr.   | at Seahawks   | 09/08 |
| <b>Punt Return Yards</b>     | 54   | Marvin Mims Jr.   | vs. Raiders   | 10/06 |
| <b>Kickoff Returns</b>       | 3    | Marvin Mims Jr.   | at Seahawks   | 09/08 |
| <b>Kickoff Return Yards</b>  | 69   | Marvin Mims Jr.   | at Seahawks   | 09/08 |
| <b>Field Goals Attempted</b> | 4    | Wil Lutz          | at Buccaneers | 09/22 |
| <b>Field Goals Made</b>      | 4    | Wil Lutz          | at Buccaneers | 09/22 |

**2024 REGULAR SEASON DENVER BRONCOS LONGEST PLAYS**

|   |     |                 |               |       |
|---|-----|-----------------|---------------|-------|
| <b>Run From Scrimmage</b>               | 43  | Tyler Badie     | at Buccaneers | 09/22 |
| <b>Touchdown Run</b>                    | 4   | Bo Nix          | at Seahawks   | 09/08 |
| <b>Passing Long</b>                     | 49  | Bo Nix          | vs. Steelers  | 09/15 |
| <b>Touchdown Pass Long</b>              | 9   | Bo Nix          | vs. Raiders   | 10/06 |
| <b>Pass Reception</b>                   | 49  | Josh Reynolds   | vs. Steelers  | 09/15 |
| <b>Touchdown Reception</b>              | 9   | Josh Reynolds   | vs. Raiders   | 10/06 |
| <b>Interception Return</b>              | 100 | Pat Surtain II  | vs. Raiders   | 10/06 |
| <b>Longest INT Return for TD</b>        | 100 | Pat Surtain II  | vs. Raiders   | 10/06 |
| <b>Longest Own Fumble Return</b>        | 2   | Adam Trautman   | at Seahawks   | 09/08 |
| <b>Longest Opponent's Fumble Return</b> | 34  | Brandon Jones   | at Buccaneers | 09/22 |
| <b>Punt Return</b>                      | 38  | Marvin Mims Jr. | vs. Raiders   | 10/06 |
| <b>Kickoff Return</b>                   | 38  | Tremon Smith    | vs. Raiders   | 10/06 |



## INDIVIDUAL SINGLE-GAME HIGHS



|                           |    |             |             |       |
|---------------------------|----|-------------|-------------|-------|
| <b>Punt</b>               | 65 | Riley Dixon | at Seahawks | 09/08 |
| <b>Field Goal</b>         | 51 | Wil Lutz    | vs. Raiders | 10/06 |
| <b>Field Goal Attempt</b> | 51 | Wil Lutz    | vs. Raiders | 10/06 |





**2024 REGULAR SEASON OPPONENTS INDIVIDUAL SINGLE-GAME HIGHS**

|                              |      |                      |               |       |
|------------------------------|------|----------------------|---------------|-------|
| <b>Touchdowns</b>            | 1    | Ameer Abdullah       | vs. Raiders   | 10/06 |
|                              |      | Brock Bowers         | vs. Raiders   | 10/06 |
|                              |      | Chris Godwin         | at Buccaneers | 09/22 |
|                              |      | Darnell Washington   | vs. Steelers  | 09/15 |
|                              |      | Zach Charbonnet      | at Seahawks   | 09/08 |
|                              |      | Geno Smith           | at Seahawks   | 09/08 |
|                              |      | Kenneth Walker III   | at Seahawks   | 09/08 |
| <b>Passes Attempted</b>      | 42   | Aaron Rodgers        | at Jets       | 09/29 |
| <b>Passes Completed</b>      | 25   | Baker Mayfield       | at Buccaneers | 09/22 |
| <b>Completion Percentage</b> | 75.7 | Baker Mayfield       | at Buccaneers | 09/22 |
| <b>Passing Yards</b>         | 225  | Aaron Rodgers        | at Jets       | 09/29 |
| <b>Yards Per Attempt</b>     | 8.1  | Gardner Minshew II   | vs. Raiders   | 10/06 |
| <b>Touchdown Passes</b>      | 1    | Gardner Minshew II   | vs. Raiders   | 10/06 |
|                              |      | Baker Mayfield       | at Buccaneers | 09/22 |
|                              |      | Justin Fields        | vs. Steelers  | 09/15 |
|                              |      | Geno Smith           | at Seahawks   | 09/08 |
| <b>Pass Receptions</b>       | 8    | Brock Bowers         | vs. Raiders   | 10/06 |
| <b>Receiving Yards</b>       | 97   | Brock Bowers         | vs. Raiders   | 10/06 |
| <b>Touchdown Receptions</b>  | 1    | Brock Bowers         | vs. Raiders   | 10/06 |
|                              |      | Chris Godwin         | at Buccaneers | 09/22 |
|                              |      | Darnell Washington   | vs. Steelers  | 09/15 |
|                              |      | Zach Charbonnet      | at Seahawks   | 09/08 |
| <b>Rushing Yards</b>         | 103  | Kenneth Walker III   | at Seahawks   | 09/08 |
| <b>Rushing Attempts</b>      | 20   | Kenneth Walker III   | at Seahawks   | 09/08 |
| <b>Rushing Average</b>       | 7.8  | Bucky Irving         | at Buccaneers | 09/22 |
| <b>Rushing Touchdowns</b>    | 1    | Ameer Abdullah       | vs. Raiders   | 10/06 |
|                              |      | Geno Smith           | at Seahawks   | 09/08 |
|                              |      | Kenneth Walker III   | at Seahawks   | 09/08 |
| <b>Yards From Scrimmage</b>  | 109  | Kenneth Walker III   | at Seahawks   | 09/08 |
| <b>Combined Net Yards</b>    | 111  | Bucky Irving         | at Buccaneers | 09/22 |
| <b>Interceptions Made</b>    | 1    | Damontae Kazee       | vs. Steelers  | 09/15 |
|                              |      | Cory Trice Jr.       | vs. Steelers  | 09/15 |
|                              |      | Julian Love          | at Seahawks   | 09/08 |
|                              |      | Riq Woolen           | at Seahawks   | 09/08 |
| <b>Interceptions Thrown</b>  | 2    | Gardner Minshew II   | vs. Raiders   | 10/06 |
| <b>INT Return Yards</b>      | 5    | Damontae Kazee       | vs. Steelers  | 09/15 |
| <b>Tackles</b>               | 13   | Jamel Dean           | at Buccaneers | 09/22 |
| <b>Sacks</b>                 | 2.0  | Maxx Crosby          | vs. Raiders   | 10/06 |
| <b>Punts</b>                 | 8    | Corliss Waitman      | vs. Steelers  | 09/15 |
| <b>Punts Inside the 20</b>   | 3    | Thomas Morstead      | at Jets       | 09/29 |
| <b>Punting Average</b>       | 53.4 | AJ Cole              | vs. Raiders   | 10/06 |
| <b>Punt Returns</b>          | 5    | Xavier Gipson        | at Jets       | 09/29 |
|                              |      | Calvin Austin III    | vs. Steelers  | 09/15 |
| <b>Punt Return Yards</b>     | 31   | Xavier Gipson        | at Jets       | 09/29 |
| <b>Kickoff Returns</b>       | 3    | Laviska Shenault Jr. | at Seahawks   | 09/08 |
| <b>Kickoff Return Yards</b>  | 74   | Laviska Shenault Jr. | at Seahawks   | 09/08 |
| <b>Field Goals Attempted</b> | 4    | Greg Zuerlein        | at Jets       | 09/29 |
| <b>Field Goals Made</b>      | 3    | Greg Zuerlein        | at Jets       | 09/29 |

**2024 REGULAR SEASON OPPONENTS LONGEST PLAYS**

|   |    |                    |              |       |
|---|----|--------------------|--------------|-------|
| <b>Run From Scrimmage</b>               | 40 | Ameer Abdullah     | vs. Raiders  | 10/06 |
| <b>Touchdown Run</b>                    | 34 | Geno Smith         | at Seahawks  | 09/08 |
| <b>Passing Long</b>                     | 57 | Gardner Minshew II | vs. Raiders  | 10/06 |
| <b>Touchdown Pass Long</b>              | 57 | Gardner Minshew II | vs. Raiders  | 10/06 |
| <b>Pass Reception</b>                   | 57 | Brock Bowers       | vs. Raiders  | 10/06 |
| <b>Touchdown Reception</b>              | 57 | Brock Bowers       | vs. Raiders  | 10/06 |
| <b>Interception Return</b>              | 5  | Damontae Kazee     | vs. Steelers | 09/15 |
| <b>Longest Opponent's Fumble Return</b> | 7  | Michael Carter II  | at Jets      | 09/29 |
| <b>Punt Return</b>                      | 14 | Calvin Austin III  | vs. Steelers | 09/15 |





|                           |    |                      |               |       |
|---------------------------|----|----------------------|---------------|-------|
| <b>Kickoff Return</b>     | 31 | Laviska Shenault Jr. | at Seahawks   | 09/08 |
| <b>Punt</b>               | 67 | Jake Camarda         | at Buccaneers | 09/22 |
| <b>Field Goal</b>         | 53 | Chris Boswell        | vs. Steelers  | 09/15 |
| <b>Field Goal Attempt</b> | 53 | Chris Boswell        | vs. Steelers  | 09/15 |





BY BRONCOS

BY OPPONENT

PASSING

|   |                                |  |
|---|--------------------------------|--|
| * Never Has Happened *  | 500 YARDS PASSING              | 506 yards, Tony Romo @ Dallas, 10/06/13                    |
| 42 att., Bo Nix @ Seattle, 09/08/24                                       | 40+ PASS ATTEMPTS              | 42 att., Aaron Rodgers @ N.Y. Jets, 09/29/24               |
| 50 att., Joe Flacco vs. Chicago, 09/15/19                                 | 50+ PASS ATTEMPTS              | 57 att., Justin Herbert @ L.A. Chargers, 10/17/22          |
| 438 yards, Peyton Manning @ New England, 11/02/14                         | 400 YARDS PASSING              | 462 yards, Ben Roethlisberger vs. Pittsburgh, 11/25/18     |
| 306 yards, Russell Wilson @ Miami, 09/24/23                               | 300 YARDS PASSING              | 306 yards, Patrick Mahomes @ Kansas City, 10/12/23         |
| * Never Has Happened *  | SIX TOUCHDOWN PASSES           | * Never Has Happened *                                     |
| 7 tds, Peyton Manning: (24, 23, 28, 5, 2, 26, 78) vs. Baltimore, 09/05/13 | SEVEN TOUCHDOWN PASSES         | * Never Has Happened *                                     |
| 5 tds, Peyton Manning @ Oakland, 11/09/14                                 | FIVE+ TOUCHDOWN PASSES         | 5 tds, Jared Goff @ Detroit, 12/16/23                      |
| 5 tds, Peyton Manning: (51, 32, 10, 32, 15) @ Oakland, 11/09/14           | FIVE TOUCHDOWN PASSES          | 5 tds, Jared Goff: (19, 9, 15, 3, 10) @ Detroit, 12/16/23  |
| 4 tds, Drew Lock: (2, 37, 2, 49) @ Carolina, 12/13/20                     | FOUR TOUCHDOWN PASSES          | 4 tds, Justin Fields: (29, 22, 3, 2) @ Chicago, 10/01/23   |
| 3 tds, Russell Wilson: (4, 11, 6) vs. Kansas City, 10/29/23               | THREE TOUCHDOWN PASSES         | 3 tds, Patrick Mahomes: (6, 17, 3) @ Kansas City, 01/01/23 |
| 4 int, Deltha O'Neal vs. Kansas City, 10/07/01                            | FOUR OR MORE INTERCEPTION GAME | * Never Has Happened *                                     |
| * Never Has Happened *  | THREE INTERCEPTION GAME        | * Never Has Happened *                                     |
| 2 ints, Pat Surtain II vs. Las Vegas, 10/06/24                            | TWO INTERCEPTION GAME          | 2 ints, Derek Stingley Jr. @ Houston, 12/03/23             |
| * Never Has Happened *  | SEVEN+ INTERCEPTIONS THROWN    | * Never Has Happened *                                     |
| * Never Has Happened *  | SIX INTERCEPTIONS THROWN       | * Never Has Happened *                                     |
| * Never Has Happened *  | FIVE INTERCEPTIONS THROWN      | * Never Has Happened *                                     |
| 4 ints, Drew Lock @ Las Vegas, 11/15/20                                   | FOUR INTERCEPTIONS THROWN      | 4 ints, Eli Manning @ N.Y. Giants, 09/15/13                |
| 3 ints, Russell Wilson @ Houston, 12/03/23                                | THREE INTERCEPTIONS THROWN     | 3 ints, Patrick Mahomes vs. Kansas City, 12/11/22          |
| 2 ints, Bo Nix vs. Pittsburgh, 09/15/24                                   | TWO INTERCEPTIONS THROWN       | 2 ints, Gardner Minshew II vs. Las Vegas, 10/06/24         |
| Bo Nix vs. Las Vegas, 10/06/24  | 100-POINT PASSER RATING        | Aidan O'Connell @ Las Vegas, 01/07/24                      |

RUSHING

|  |                                 |  |
|--|---------------------------------|--|
| * Never Has Happened *   | 300 YARDS RUSHING               | * Never Has Happened *   |
| 224 yards, Knowshon Moreno @ New England, 11/24/13                   | 200+ YARDS RUSHING              | 203 yards, De'Von Achane @ Miami, 09/24/23                             |
| 224 yards, Knowshon Moreno @ New England, 11/24/13                   | 200 YARDS RUSHING               | 203 yards, De'Von Achane @ Miami, 09/24/23                             |
| 157 yards, Phillip Lindsay @ Cincinnati, 12/02/18                    | 150-199 YARDS RUSHING           | 177 yards, Breece Hall vs. N.Y. Jets, 10/08/23                         |
| 103 yards, Latavius Murray vs. L.A. Chargers, 01/08/23               | 100 YARDS RUSHING               | 103 yards, Kenneth Walker III @ Seattle, 09/08/24                      |
| 103 yards, Latavius Murray vs. L.A. Chargers, 01/08/23               | 100-149 YARDS RUSHING           | 103 yards, Kenneth Walker III @ Seattle, 09/08/24                      |
| 163 yards/118 yards, Willis McGahee/Tim Tebow @ Oakland, 11/06/11    | TWO 100-YARD RUSHERS            | * Never Has Happened *   |
| 5 tds, Clinton Portis: (11, 1, 59, 28, 53) vs. Kansas City, 12/07/03 | FIVE TOUCHDOWNS RUSHING         | * Never Has Happened *   |
| 5 tds, Clinton Portis: (11, 1, 59, 28, 53) vs. Kansas City, 12/07/03 | FOUR TOUCHDOWNS RUSHING         | * Never Has Happened *   |
| 3 tds, C.J. Anderson: (11, 1, 25) vs. Oakland, 12/28/14              | THREE TOUCHDOWNS RUSHING        | 3 tds, Raheem Mostert: (20, 3, 1) @ Miami, 09/24/23                    |
| 2 tds, Russell Wilson: (16, 4) @ Kansas City, 01/01/23               | TWO TOUCHDOWNS RUSHING          | 2 tds, De'Von Achane: (8, 67) @ Miami, 09/24/23                        |
| * Never Has Happened *   | TWO PLAYERS WITH TWO TD RUSHING | Latavius Murray: (36, 8)/Taysom Hill: (1, 2) vs. New Orleans, 11/29/20 |





|  |                                   |   |
|--|-----------------------------------|---|
| Derek Loville: (2)/Bubby Brister: (38)/Terrell Davis: (41) @ Kansas City, 11/16/98 | THREE PLAYERS WITH ONE TD RUSHING | Stevan Ridley: (8)/Tom Brady: (1)/Shane Vereen: (1) @ New England, 10/07/12 |
| 157 yards, Phillip Lindsay @ Cincinnati, 12/02/18                                  | 150 YARDS RUSHING                 | 177 yards, Breece Hall vs. N.Y. Jets, 10/08/23                              |
| 30 att., C.J. Anderson @ Indianapolis, 12/14/17                                    | 30+ RUSHING ATTEMPTS              | 31 att., Derrick Henry vs. Tennessee, 09/14/20                              |
| 61 yards, Javonte Williams vs. Las Vegas, 10/06/24                                 | 50-74 YARD RUSHING                | 70 yards, Bucky Irving @ Tampa Bay, 09/22/24                                |
| 77 yards, Javonte Williams @ N.Y. Jets, 09/29/24                                   | 75+ YARD RUSHING                  | 103 yards, Kenneth Walker III @ Seattle, 09/08/24                           |
| 30 att., C.J. Anderson @ Indianapolis, 12/14/17                                    | 30-39 RUSHING ATTEMPTS            | 31 att., Derrick Henry vs. Tennessee, 09/14/20                              |
| * Never Has Happened *   | 40+ RUSHING ATTEMPTS              | * Never Has Happened *  |
| * Never Has Happened *   | 400 YARDS RUSHING (TEAM)          | * Never Has Happened *  |
| 301 yards, Denver 38, Seattle 31 @ Seattle, 11/26/00                               | 300 YARDS RUSHING (TEAM)          | 350 yards, Miami 70, Denver 20 @ Miami, 09/24/23                            |
| 205 yards, Denver 31, L.A. Chargers 28 vs. L.A. Chargers, 01/08/23                 | 200 YARDS RUSHING (TEAM)          | 234 yards, N.Y. Jets 31, Denver 21 vs. N.Y. Jets, 10/08/23                  |
| 205 yards, Denver 31, L.A. Chargers 28 vs. L.A. Chargers, 01/08/23                 | 200-299 YARDS RUSHING (TEAM)      | 234 yards, N.Y. Jets 31, Denver 21 vs. N.Y. Jets, 10/08/23                  |
| 205 yards, Denver 31, L.A. Chargers 28 vs. L.A. Chargers, 01/08/23                 | 200+ YARDS RUSHING (TEAM)         | 234 yards, N.Y. Jets 31, Denver 21 vs. N.Y. Jets, 10/08/23                  |
| 301 yards, Denver 38, Seattle 31 @ Seattle, 11/26/00                               | 300+ YARDS RUSHING (TEAM)         | 350 yards, Miami 70, Denver 20 @ Miami, 09/24/23                            |

RECEIVING

|  |                                    |  |
|--|------------------------------------|--|
| 126 yards/100 yards, Demaryius Thomas/Emmanuel Sanders @ Tennessee, 12/11/16 | TWO 100-YARD RECEIVERS             | 147 yards/112 yards, Stefon Diggs/Cole Beasley vs. Buffalo, 12/19/20 |
| 226 yards, Demaryius Thomas vs. Arizona, 10/05/14                            | 200 YARDS RECEIVING                | 210 yards, George Kittle @ San Francisco, 12/09/18                   |
| 113 yards, Marvin Mims Jr. vs. Washington, 09/17/23                          | 100 YARDS RECEIVING                | 112 yards, Amon-Ra St. Brown @ Detroit, 12/16/23                     |
| 4 tds, Eric Decker: (41, 37, 15, 1) @ Kansas City, 12/01/13                  | FOUR TOUCHDOWN RECEPTIONS          | * Never Has Happened *   |
| * Never Has Happened *   | FIVE TOUCHDOWN RECEPTIONS          | * Never Has Happened *   |
| 3 tds, Jerry Jeudy: (18, 5, 7) vs. Kansas City, 12/11/22                     | THREE TOUCHDOWN RECEPTIONS         | 3 tds, Sam LaPorta: (19, 3, 10) @ Detroit, 12/16/23                  |
| 2 tds, Brandon Johnson: (16, 50) vs. Washington, 09/17/23                    | TWO TOUCHDOWN RECEPTIONS           | 2 tds, Cole Kmet: (22, 3) @ Chicago, 10/01/23                        |
| Julius Thomas: (10, 32)/Emmanuel Sanders: (32, 15) @ Oakland, 11/09/14       | TWO PLAYERS WITH TWO TD RECEPTIONS | * Never Has Happened *   |
| 154 yards, Jerry Jeudy vs. L.A. Chargers, 01/08/23                           | 150 YARDS RECEIVING                | 191 yards, Nico Collins @ Houston, 12/03/23                          |
| 11 , Javonte Williams @ Seattle, 09/12/22                                    | 10 OR MORE RECEPTIONS              | 10 , Austin Ekeler @ L.A. Chargers, 10/17/22                         |
| 113 yards, Marvin Mims Jr. vs. Washington, 09/17/23                          | 100-149 YARDS RECEIVING            | 112 yards, Amon-Ra St. Brown @ Detroit, 12/16/23                     |
| 154 yards, Jerry Jeudy vs. L.A. Chargers, 01/08/23                           | 150-199 YARDS RECEIVING            | 191 yards, Nico Collins @ Houston, 12/03/23                          |
| 226 yards, Demaryius Thomas vs. Arizona, 10/05/14                            | 200-299 YARDS RECEIVING            | 210 yards, George Kittle @ San Francisco, 12/09/18                   |
| * Never Has Happened *   | 300+ YARDS RECEIVING               | * Never Has Happened *   |

COMBINED YARDS

|  |   |  |
|--|---|--|
| 101 yards/340 yards, C.J. Anderson/Peyton Manning vs. Green Bay, 11/01/15                            | 100-YARD RUSHER AND 300-YARD PASSER                 | 100 yards/335 yards, Khalil Herbert/Justin Fields @ Chicago, 10/01/23                    |
| 113 yards/308 yards, Marvin Mims Jr./Russell Wilson vs. Washington, 09/17/23                         | 100-YARD RECEIVER AND 300-YARD PASSER               | 124 yards/306 yards, Travis Kelce/Patrick Mahomes @ Kansas City, 10/12/23                |
| 103 yards/154 yards, Latavius Murray/Jerry Jeudy vs. L.A. Chargers, 01/08/23                         | 100-YARD RUSHER AND 100-YARD RECEIVER               | 100 yards/112 yards, Jahmyr Gibbs/Amon-Ra St. Brown @ Detroit, 12/16/23                  |
| 101 yards/340 yards/168 yards, C.J. Anderson/Peyton Manning Demaryius Thomas vs. Green Bay, 11/01/15 | 100-YARD RUSHER, 300-YARD PASSER, 100-YARD RECEIVER | 100 yards/335 yards/131 yards, Khalil Herbert/Justin Fields DJ Moore @ Chicago, 10/01/23 |







111 yards/111/109 yards, Ronnie Hillman/Demaryius Thomas/Emmanuel Sanders @ Cleveland, 10/18/15      100-YARD RUSHER/TWO 100-YARD RECEIVERS      104 yards/141/107 yards, Ryan Grant/Greg Jennings/James Jones vs. Green Bay, 10/29/07

126/100 yards/334 yards, Demaryius Thomas/Emmanuel Sanders/Trevor Siemian @ Tennessee, 12/11/16      TWO 100-YARD RECEIVERS/300-YARD PASSER      147/112 yards/359 yards, Stefon Diggs/Cole Beasley/Josh Allen vs. Buffalo, 12/19/20

**DEFENSE**

99 yards, Pat Surtain II: (8:59) 15-G.Minshew pass short left intended for 89-B.Bowers INTERCEPTED by 2-P.Surtain at DEN 0. 2-P.Surtain for 100 yards, TOUCHDOWN. vs. Las Vegas, 10/06/24      INTERCEPTED PASS RETURNED FOR A TOUCHDOWN      85 yards, Cobie Durant: (4:21) (No Huddle, Shotgun) 4-B.Rypien pass short right intended for 86-F.Swain INTERCEPTED by 14-D.Durant at LA 15. 14-D.Durant for 85 yards, TOUCHDOWN. @ L.A. Rams, 12/25/22

35 yards, Jonathon Cooper: (7:05) 1-J.Fields sacked at CHI 42 for -10 yards (42-N.Bonitto). FUMBLES (42-N.Bonitto), RECOVERED by DEN-0-J.Cooper at CHI 35. 0-J.Cooper for 35 yards, TOUCHDOWN. @ Chicago, 10/01/23      FUMBLE RETURNED FOR A TOUCHDOWN      1 yards, Cody Davis: 37-C.Ryland kicks 66 yards from NE 35 to DEN -1. 19-M.Mims MUFFS catch, and recovers at DEN 4. 19-M.Mims to DEN 9 for 5 yards (30-M.Mapu). FUMBLES (30-M.Mapu), RECOVERED by NE-22-C.Davis at DEN 1. 22-C.Davis for 1 yard, TOUCHDOWN. vs. New England, 12/24/23

Zach Allen: (4:36) (Shotgun) 26-Z.Charbonnet right guard tackled in End Zone for -1 yards, SAFETY (99-Z.Allen, 0-J.Cooper). @ Seattle, 09/08/24      SAFETY SCORED      (4:24) (Shotgun) 3-R.Wilson pass incomplete short left [96-A.Woods]. PENALTY on DEN-3-R.Wilson, Intentional Grounding, 6 yards, enforced in End Zone, SAFETY. vs. N.Y. Jets, 10/08/23

Denver 26, N.Y. Jets 0 vs. N.Y. Jets, 09/26/21      SHUTOUT      L.A. Chargers 21, Denver 0 @ L.A. Chargers, 10/22/17

\* Never Has Happened \*      FIVE+ SACK GAME      5.0 sk, Khalil Mack vs. Oakland, 12/13/15

\* Never Has Happened \*      SIX+ SACK GAME      \* Never Has Happened \*

\* Never Has Happened \*      FIVE SACK GAME      5.0 sk, Khalil Mack vs. Oakland, 12/13/15

4.0 sk, Elvis Dumervil vs. Cleveland, 09/20/09      FOUR SACK GAME      \* Never Has Happened \*

3.0 sk, Shelby Harris @ Minnesota, 11/17/19      THREE SACK GAME      3.0 sk, Christian Barmore vs. New England, 12/24/23

2.0 sk, Dondrea Tillman @ Tampa Bay, 09/22/24      TWO SACK GAME      2.0 sk, Maxx Crosby vs. Las Vegas, 10/06/24

Denard Walker/Deltha O'Neal vs. New England, 10/28/01      TWO INTERCEPTIONS BY TEAMMATES      Marcus Coleman: (7, 0)/Victor Green: (15, 21) vs. N.Y. Jets, 10/03/99

2 fr, Elvis Dumervil vs. Minnesota, 12/30/07      TWO OPPONENT FUMBLE RECOVERIES      2 fr, Michael Jackson @ Seattle, 09/12/22

100t yards, Pat Surtain II vs. Las Vegas, 10/06/24      70+ YARD INTERCEPTION RETURN      85t yards, Cobie Durant @ L.A. Rams, 12/25/22

2 ints, Pat Surtain II vs. Las Vegas, 10/06/24      TWO INTERCEPTIONS      2 ints, Derek Stingley Jr. @ Houston, 12/03/23

\* Never Has Happened \*      THREE INTERCEPTIONS      \* Never Has Happened \*

4 ints, Deltha O'Neal vs. Kansas City, 10/07/01      FOUR INTERCEPTIONS      \* Never Has Happened \*

18 yards, Las Vegas 17, Denver 13 @ Las Vegas, 12/26/21      LESS THAN 25 RUSHING YARDS      24 yards, Denver 16, Las Vegas 10 vs. Oakland, 10/01/17

48 yards, Las Vegas 27, Denver 14 @ Las Vegas, 01/07/24      LESS THAN 50 RUSHING YARDS      46 yards, Kansas City 27, Denver 24 @ Kansas City, 01/01/23

64 yards, Denver 10, N.Y. Jets 9 @ N.Y. Jets, 09/29/24      LESS THAN 100 RUSHING YARDS      64 yards, Pittsburgh 13, Denver 6 vs. Pittsburgh, 09/15/24

12 yards, New Orleans 31, Denver 3 vs. New Orleans, 11/29/20      LESS THAN 50 NET PASSING YARDS      41 yards, Denver 23, N.Y. Jets 0 vs. N.Y. Jets, 12/10/17

60 yards, Denver 10, N.Y. Jets 9 @ N.Y. Jets, 09/29/24      LESS THAN 100 NET PASSING YARDS      63 yards, New Orleans 31, Denver 3 vs. New Orleans, 11/29/20

60 yards, Denver 10, N.Y. Jets 9 @ N.Y. Jets, 09/29/24      LESS THAN 150 NET PASSING YARDS      132 yards, Denver 26, Tampa Bay 7 @ Tampa Bay, 09/22/24

100 yards, Denver 23, N.Y. Jets 0 vs. N.Y. Jets, 12/10/17      LESS THAN 150 YARDS NET OFFENSE      112 yards, New Orleans 31, Denver 3 vs. New Orleans, 11/29/20

162 yards, Denver 26, N.Y. Jets 0 vs. N.Y. Jets, 09/26/21      LESS THAN 200 YARDS NET OFFENSE      186 yards, Denver 10, N.Y. Jets 9 @ N.Y. Jets, 09/29/24

248 yards, Denver 10, N.Y. Jets 9 @ N.Y. Jets, 09/29/24      LESS THAN 300 YARDS NET OFFENSE      289 yards, Denver 34, Las Vegas 18 vs. Las Vegas, 10/06/24





|   |                         |  |
|---|-------------------------|--|
| 4 to, L.A. Rams 51, Denver 14 @ L.A. Rams, 12/25/22   | FORCED FOUR TURNOVERS   | 4 to, Denver 24, Buffalo 22 @ Buffalo, 11/13/23          |
| 5 to, Las Vegas 37, Denver 12 @ Las Vegas, 11/15/20   | FORCED FIVE+ TURNOVERS  | 5 to, Denver 24, Kansas City 9 vs. Kansas City, 10/29/23 |
| 1 to, Denver 10, N.Y. Jets 9 @ N.Y. Jets, 09/29/24    | AT LEAST ONE TURNOVER   | 3 to, Denver 34, Las Vegas 18 vs. Las Vegas, 10/06/24    |
| 3 to, Denver 34, Las Vegas 18 vs. Las Vegas, 10/06/24 | FORCED THREE+ TURNOVERS | 3 to, Seattle 26, Denver 20 @ Seattle, 09/08/24          |
| 3 to, Denver 34, Las Vegas 18 vs. Las Vegas, 10/06/24 | FORCED TWO+ TURNOVERS   | 2 to, Pittsburgh 13, Denver 6 vs. Pittsburgh, 09/15/24   |

**SPECIAL TEAMS**

|   |   |  |
|---|---|--|
| 99 yards, Marvin Mims Jr.: 7-J.Sanders kicks 64 yards from MIA 35 to DEN 1. 19-M.Mims for 99 yards, TOUCHDOWN. @ Miami, 09/24/23  | KICKOFF RETURNED FOR A TOUCHDOWN            | 101 yards, Andre Roberts: 8-B.McManus kicks 66 yards from DEN 35 to LAC -1. 7-A.Roberts for 101 yards, TOUCHDOWN. @ L.A. Chargers, 01/02/22  |
| 83 yards, Diontae Spencer: (10:39) 3-J.Charlton punts 56 yards to DEN 17, Center-44-J.Jansen. 11-D.Spencer for 83 yards, TOUCHDOWN. @ Carolina, 12/13/20  | PUNT RETURNED FOR A TOUCHDOWN               | 64 yards, Jamal Agnew: (11:10) 6-C.Wadman punts 49 yards to DET 36, Center-42-C.Kreiter. 39-J.Agnew for 64 yards, TOUCHDOWN. vs. Detroit, 12/22/19   |
| * Never Has Happened *  | BLOCKED FIELD GOAL RETURNED FOR A TOUCHDOWN | * Never Has Happened *   |
| Steven Johnson: (14:04) 8-D.Jones punt is BLOCKED by 53-S.Johnson, Center-46-J.Dorenbos, RECOVERED by DEN-53-S.Johnson at PHI 17. 53-S.Johnson for 17 yards, TOUCHDOWN. vs. Philadelphia, 09/29/13  | BLOCKED PUNT RETURNED FOR A TOUCHDOWN       | Randy Jordan: (9:23) 16-T.Rouen punt is BLOCKED by 28-R.Jordan, Center-59-G.Cadrez, RECOVERED by OAK-28-R.Jordan at DEN 3. 28-R.Jordan for 3 yards, TOUCHDOWN. @ Oakland, 09/17/00                     |
| 51 yards, Wil Lutz: (12:27) 3-W.Lutz 51 yard field goal is GOOD, Center-48-M.Fraboni, Holder-9-R.Dixon. vs. Las Vegas, 10/06/24   | MADE FIELD GOAL OF 50 YARDS OR LONGER       | 53 yards, Chris Boswell: (4:20) 9-C.Boswell 53 yard field goal is GOOD, Center-46-C.Kuntz, Holder-8-C.Waitman. vs. Pittsburgh, 09/15/24  |
| 38 yards, Wil Lutz: (6:40) 16-W.Lutz 38 yard field goal is BLOCKED (20-J.Reid), Center-48-M.Fraboni, Holder-9-R.Dixon, recovered by DEN-16-W.Lutz at KC 26. 16-W.Lutz to KC 27 for -1 yards (54-L.Chenal). vs. Kansas City, 10/29/23                                      | BLOCKED FIELD GOAL                          | 50 yards, Cameron Dicker: (6:23) 11-C.Dicker 50 yard field goal is BLOCKED (99-Z.Allen), Center-47-J.Harris, Holder-16-J.Scott. vs. L.A. Chargers, 12/31/23  |
| Sam Martin: (10:51) 6-S.Martin punt is BLOCKED by 79-P.O'Connor, Center-46-J.Bobenmoyer, RECOVERED by TB-79-P.O'Connor at DEN 14. 79-P.O'Connor to DEN 10 for 4 yards (46-J.Bobenmoyer).Penalty on DEN-53-A.Calitro, Offensive Holding, declined. vs. Tampa Bay, 09/27/20 | BLOCKED PUNT                                | Sam Koch: (13:40) (Punt formation) 4-S.Koch punt is BLOCKED by 43-J.Jones, Center-46-M.Cox, recovered by BLT-37-J.Allen at BLT 4. 37-J.Allen to BLT 6 for 2 yards (47-J.Jewell). @ Baltimore, 09/23/18 |
| Wil Lutz: 16-W.Lutz extra point is No Good, Hit Left Upright, Center-48-M.Fraboni, Holder-9-R.Dixon. @ Buffalo, 11/13/23  | MISSED POINT AFTER TOUCHDOWN ATTEMPT        | Chad Ryland: 37-C.Ryland extra point is No Good, Hit Left Upright, Center-49-J.Cardona, Holder-17-B.Baringer. vs. New England, 12/24/23  |
| Ryan Succop [Joseph Jones blocked]: 3-R.Succop extra point is Blocked (43-J.Jones), Center-97-Z.Triner, Holder-8-B.Pinion. vs. Tampa Bay, 09/27/20  | POINT AFTER TOUCHDOWN ATTEMPT BLOCKED       | Brandon McManus [Margus Hunt blocked]: 8-B.McManus extra point is Blocked (99-M.Hunt), Center-42-C.Kreiter, Holder-9-R.Dixon. @ Cincinnati, 09/25/16   |
| P.J. Locke: (Onside Kick formation) 8-B.McManus kicks onside 8 yards from DEN 35 to DEN 43, impetus ends at DEN 44. RECOVERED by DEN-6-P.Locke. @ Carolina, 11/27/22  | SUCCESSFUL ONSIDE KICK                      | A.J. Moore Jr.: 7-K.Fairbairn kicks onside 3 yards from HST 35 to HST 38. RECOVERED by HST-33-A.Moore. @ Houston, 12/08/19   |
| 5 fg, Wil Lutz: (31, 31, 52, 37, 28) vs. Minnesota, 11/19/23  | FIVE FIELD GOALS                            | 5 fg, Greg Zuerlein: (30, 26, 27, 22, 49) vs. N.Y. Jets, 10/08/23  |
| 6 fg, Brandon McManus: (45, 44, 27, 52, 20, 54) @ New England, 10/18/20   | SIX FIELD GOALS                             | 6 fg, Jeff Wilkins: (26, 38, 29, 51, 48, 24) @ St. Louis, 09/10/06   |
| 51 yards, Wil Lutz: (:00) 3-W.Lutz 44 yard field goal is GOOD, Center-48-M.Fraboni, Holder-9-R.Dixon. Penalty on LV-34-T.Harper, Defensive Offside, declined. vs. Las Vegas, 10/06/24   | 50-59 YARD FIELD GOAL                       | 53 yards, Chris Boswell: (4:20) 9-C.Boswell 53 yard field goal is GOOD, Center-46-C.Kuntz, Holder-8-C.Waitman. vs. Pittsburgh, 09/15/24  |
| 4 fg, Wil Lutz: (43, 38, 33, 43) @ Tampa Bay, 09/22/24  | FOUR FIELD GOALS                            | 4 fg, Harrison Butker: (35, 60, 25, 52) @ Kansas City, 10/12/23  |





|   |   |   |
|---|---|---|
| 61 yards, Brandon McManus: (14:56) 8-B.McManus 23 yard field goal is GOOD, Center-46-J.Bobenmoyer, Holder-6-S.Martin. @ L.A. Chargers, 01/02/22   | 60+ YARD FIELD GOAL                             | 60 yards, Harrison Butker: (2:00) 7-H.Butker 52 yard field goal is GOOD, Center-41-J.Winchester, Holder-5-T.Townsend. @ Kansas City, 10/12/23   |
| 3 fg, Wil Lutz: (35, 30, 45) @ Seattle, 09/08/24  | THREE FIELD GOALS                               | 3 fg, Greg Zuerlein: (23, 35, 40) @ N.Y. Jets, 09/29/24   |
| 52 yards, Marvin Mims Jr. vs. New England, 12/24/23   | 50-69 YARD PUNT RETURN                          | 64t yards, Jamal Agnew vs. Detroit, 12/22/19  |
| 83t yards, Diontae Spencer @ Carolina, 12/13/20   | 70-89 YARD PUNT RETURN                          | 84t yards, Julian Edelman @ New England, 11/02/14   |
| 65 yds, Riley Dixon @ Seattle, 09/08/24   | 60-69 YARD PUNT                                 | 61 yds, AJ Cole vs. Las Vegas, 10/06/24   |
| 90t yards, Eric Decker vs. Oakland, 09/12/11  | 90+ YARD PUNT RETURN                            | 99t yards, Dwayne Harris @ Oakland, 12/24/18  |
| 71 yds, Tom Rouen vs. Philadelphia, 10/04/98  | 70+ YARD PUNT                                   | 83 yds, JK Scott @ L.A. Chargers, 12/10/23  |
| 60 yards, Diontae Spencer @ Green Bay, 09/22/19   | 50-69 YARD KICKOFF RETURN                       | 54 yards, Tony Pollard @ Dallas, 11/07/21   |
| 10 punts, Corliss Waitman vs. San Francisco, 09/25/22   | PUNTED 10+ TIMES                                | 10 punts, Marquette King vs. Oakland, 12/13/15  |
| 76 yards, Omar Bolden vs. Oakland, 12/28/14   | 70-89 YARD KICKOFF RETURN                       | 72 yards, Dwayne Harris @ Oakland, 09/09/19   |
| 99t yards, Marvin Mims Jr. @ Miami, 09/24/23  | 90+ YARD KICKOFF RETURN                         | 101t yards, Andre Roberts @ L.A. Chargers, 01/02/22   |
| <b>TEAM/MISCELLANEOUS</b>   |   |   |
| 471 yards, Denver 471, L.A. Chargers 352 vs. L.A. Chargers, 01/08/23  | 400 TOTAL YARDS OF OFFENSE                      | 448 yards, Detroit 448, Denver 287 @ Detroit, 12/16/23  |
| 503 yards, Denver 503, L.A. Chargers 317 vs. San Diego, 01/03/16  | 500 TOTAL YARDS OF OFFENSE                      | 534 yards, Buffalo 534, Denver 255 vs. Buffalo, 12/19/20  |
| * Never Has Happened *  | 600 TOTAL YARDS OF OFFENSE                      | 726 yards, Miami 726, Denver 363 @ Miami, 09/24/23  |
| ST: (10:12) C.Newton pass short left intended for B.LaFell INTERCEPTED by T.Carter at CAR 40. T.Carter for 40 yards, TOUCHDOWN.DEF: (3:30) R.Hillman left end for 5 yards, TOUCHDOWN.DEF: (1:39) (Shotgun) P.Manning pass short right to B.Stokley for 10 yards, TOUCHDOWN.OFF: (15:00) B.Nortman punts 59 yards to DEN 24, Center-J.Jansen. T.Holliday for 76 yards, TOUCHDOWN. @ Carolina, 11/11/12 | TOUCHDOWN ON OFFENSE, DEFENSE AND SPECIAL TEAMS | ST: (9:15) (Shotgun) C.Edwards-Helaire left guard for 11 yards, TOUCHDOWN.ST: (3:02) (Shotgun) C.Henne left end for 1 yard, TOUCHDOWN.ST: (11:21) (Shotgun) P.Mahomes pass short right to T.Hill for 10 yards, TOUCHDOWN.DEF: (9:28) (Shotgun) D.Lock pass short right intended for N.Fant INTERCEPTED by D.Sorensen [A.Hitchens] at 50. D.Sorensen for 50 yards, TOUCHDOWN.OFF: B.McManus kicks 67 yards from DEN 35 to KC -2. B.Pringle for 102 yards, TOUCHDOWN. vs. Kansas City, 10/25/20 |
| Russell Wilson/Russell Wilson: TWO-POINT CONVERSION ATTEMPT. 3-R.Wilson pass to 33-J.Williams is complete. ATTEMPT SUCCEEDS.TWO-POINT CONVERSION ATTEMPT. 3-R.Wilson pass to 89-B.Johnson is complete. ATTEMPT SUCCEEDS. vs. New England, 12/24/23  | MADE TWO-POINT CONVERSION                       | Alexander Mattison: TWO-POINT CONVERSION ATTEMPT. 22-A.Mattison rushes right guard. ATTEMPT SUCCEEDS. vs. Las Vegas, 10/06/24   |
| Javonte Williams: TWO-POINT CONVERSION ATTEMPT. 33-J.Williams rushes left end. ATTEMPT FAILS. vs. Minnesota, 11/19/23   | FAILED TWO-POINT CONVERSION                     | Geno Smith: TWO-POINT CONVERSION ATTEMPT. 7-G.Smith pass to 14-D.Metcalf is incomplete. ATTEMPT FAILS. @ Seattle, 09/08/24  |
| Denver 51, Tennessee 28 vs. Tennessee, 12/08/13   | 50 POINTS                                       | Miami 70, Denver 20 @ Miami, 09/24/23   |
| Denver 45, Arizona 10 @ Arizona, 10/18/18   | 40 POINTS                                       | Detroit 42, Denver 17 @ Detroit, 12/16/23   |
| Denver 20, Cincinnati 17 vs. Cincinnati, 12/28/15   | OVERTIME WIN                                    | Las Vegas 22, Denver 16 vs. Las Vegas, 11/20/22   |
| Las Vegas 22, Denver 16 vs. Las Vegas, 11/20/22   | OVERTIME LOSS                                   | Denver 20, Cincinnati 17 vs. Cincinnati, 12/28/15   |
| * Never Has Happened *  | OVERTIME TIE                                    | * Never Has Happened *  |
| Denver 21, Arizona 3 @ Arizona, 10/18/18  | 20 FIRST-QUARTER POINTS                         | Kansas City 21, Denver 7 @ Kansas City, 12/25/16  |
| Denver 21, Indianapolis 7 vs. Indianapolis, 09/07/14  | 20 SECOND-QUARTER POINTS                        | Detroit 21, Denver 0 @ Detroit, 12/16/23  |
| Denver 21, Cincinnati 7 @ Cincinnati, 12/22/14  | 20 THIRD-QUARTER POINTS                         | New England 20, Denver 0 vs. New England, 12/24/23  |
| Denver 21, Atlanta 7 @ Atlanta, 11/08/20  | 20 FOURTH-QUARTER POINTS                        | Miami 21, Denver 7 @ Miami, 09/24/23  |
| Denver 26, N.Y. Jets 0 vs. N.Y. Jets, 09/26/21  | SHUTOUT AT HOME                                 | * Never Has Happened *  |





|  |  |  |
|--|--|--|
| * Never Has Happened *   | SHUTOUT ON THE ROAD                    | L.A. Chargers 21, Denver 0 @ L.A. Chargers, 10/22/17   |
| Denver 20, Cincinnati 17 vs. Cincinnati, 12/28/15  | OVERTIME WIN AT HOME                   | Las Vegas 22, Denver 16 vs. Las Vegas, 11/20/22  |
| Denver 26, Cleveland 23 @ Cleveland, 10/18/15  | OVERTIME WIN ON THE ROAD               | L.A. Chargers 19, Denver 16 @ L.A. Chargers, 10/17/22  |
| 10 pen, Denver 24, Buffalo 22 @ Buffalo, 11/13/23  | 10 PENALTIES                           | 11 pen, Denver 34, Las Vegas 18 vs. Las Vegas, 10/06/24  |
| 3 td, New England 26, Denver 23<br>(5:20) J.Williams right guard for 3 yards, TOUCHDOWN.<br>(8:39) R.Wilson pass short right to L.Krull for 3 yards, TOUCHDOWN.<br>(2:59) (No Huddle, Shotgun) R.Wilson pass short left to B.Johnson for 21 yards, TOUCHDOWN. NE-J.Mills was injured during the play. vs. New England, 12/24/23  | THREE TOTAL TOUCHDOWNS                 | 3 td, Seattle 26, Denver 20<br>(6:04) (Shotgun) G.Smith scrambles up the middle for 34 yards, TOUCHDOWN.<br>(10:51) (Shotgun) K.Walker up the middle for 23 yards, TOUCHDOWN.<br>(15:00) (Shotgun) G.Smith pass deep right to Z.Charbonnet for 30 yards, TOUCHDOWN [J.Cooper]. @ Seattle, 09/08/24   |
| 0 to, Denver 34, Las Vegas 18 vs. Las Vegas, 10/06/24  | NO TURNOVERS                           | 0 to, Pittsburgh 13, Denver 6 vs. Pittsburgh, 09/15/24   |
| 0 pen, Denver 9, Kansas City 6 vs. Kansas City, 09/17/06   | NO PENALTIES                           | 0 pen, Las Vegas 27, Denver 14 @ Las Vegas, 01/07/24   |
| 4 td, Denver 34, Las Vegas 18<br>(8:59) G.Minshew pass short left intended for B.Bowers INTERCEPTED by P.Surtain at DEN 0. P.Surtain for 100 yards, TOUCHDOWN.<br>(7:01) (Shotgun) B.Nix pass short right to J.McLaughlin for 4 yards, TOUCHDOWN. The Replay Official reviewed the runner was inbounds ruling, and the play was Upheld. The ruling on the field stands.<br>(10:14) B.Nix up the middle for 1 yard, TOUCHDOWN. DEN-L.Wattenberg was injured during the play.<br>(8:19) B.Nix pass short left to J.Reynolds for 9 yards, TOUCHDOWN [C.Snowden]. Penalty on LV-T.Eichenberg, Defensive Holding, declined. Penalty on LV-J.Bennett, Defensive Holding, declined. vs. Las Vegas, 10/06/24 | FOUR TOTAL TOUCHDOWNS                  | 4 td, Denver 31, Chicago 28<br>(15:00) (Shotgun) J.Fields pass deep right to D.Moore for 29 yards, TOUCHDOWN. The Replay Official reviewed the pass completion ruling, and the play was Upheld. The ruling on the field stands.<br>(11:50) (Shotgun) J.Fields pass deep right to C.Kmet for 22 yards, TOUCHDOWN.<br>(6:15) J.Fields pass short right to C.Kmet for 3 yards, TOUCHDOWN.<br>(4:18) J.Fields pass short left to K.Herbert for 2 yards, TOUCHDOWN. @ Chicago, 10/01/23 |
| 41:12 TOP, Denver 30, Dallas 16 @ Dallas, 11/07/21   | OVER 40:00 TIME OF POSSESSION (NON-OT) | 41:28 TOP, Las Vegas 30, Denver 20 @ Oakland, 11/06/16   |
| @ N.Y. Jets, 09/29/24  | NO SACKS/NO INTERCEPTIONS ALLOWED      | @ Miami, 09/24/23  |
| (7, 10, 7, 7 Points), Denver 31, L.A. Chargers 28 vs. L.A. Chargers, 01/08/23  | SCORE TOUCHDOWN IN EACH QUARTER        | (14, 21, 14, 21 Points), Miami 70, Denver 20 @ Miami, 09/24/23   |
| 31 (first half), Denver 38, Houston 24 @ Houston, 12/08/19   | 30 ONE-HALF POINTS                     | 35 (first half), 35 (second half), Miami 70, Denver 20 @ Miami, 09/24/23   |
| 21 (Q4), Atlanta 34, Denver 27 @ Atlanta, 11/08/20   | SCORED 20+ POINTS IN ONE QUARTER       | 20 (Q3), New England 26, Denver 23 vs. New England, 12/24/23   |
| Denver 38, Detroit 10 vs. Detroit, 12/12/21  | WON GAME BY 20+ POINTS                 | Detroit 42, Denver 17 @ Detroit, 12/16/23  |
| 3 tds, Jerry Jeudy: (18-Pass Reception, 5-Pass Reception, 7-Pass Reception) vs. Kansas City, 12/11/22  | THREE TOUCHDOWNS BY A PLAYER           | 3 tds, Sam LaPorta: (19-Pass Reception, 3-Pass Reception, 10-Pass Reception) @ Detroit, 12/16/23   |
| 4 tds, Eric Decker: (41-Pass Reception, 37-Pass Reception, 15-Pass Reception, 1-Pass Reception) @ Kansas City, 12/01/13  | FOUR TOUCHDOWNS BY A PLAYER            | 4 tds/4 tds, Raheem Mostert/De'Von Achane: (20-Rushing, 3-Rushing, 1-Rushing, 19-Pass Reception)8-Rushing, 4-Pass Reception, 10-Pass Reception, 67-Rushing) @ Miami, 09/24/23  |
| 5 tds, Clinton Portis: (11-Rushing, 1-Rushing, 59-Rushing, 28-Rushing, 53-Rushing) vs. Kansas City, 12/07/03   | FIVE TOUCHDOWNS BY A PLAYER            | * Never Has Happened *   |





**ROSTERS**  
**DEPTH CHART**  
**TRANSACTIONS**

# NUMERICAL ROSTER



| NO. | NAME                | POS | HT   | WT  | AGE | EXP | COLLEGE              | HOMETOWN               | HOW ACQ        |
|-----|---------------------|-----|------|-----|-----|-----|----------------------|------------------------|----------------|
| 0   | Jonathon Cooper     | OLB | 6-4  | 257 | 26  | 4   | Ohio State           | Gahanna, Ohio          | D7b-'21        |
| 1   | Tremont Smith       | CB  | 5-11 | 190 | 28  | 7   | Central Arkansas     | Anniston, Ala.         | UFA (Hou.)-'23 |
| 2   | Pat Surtain II      | CB  | 6-2  | 202 | 24  | 4   | Alabama              | Plantation, Fla.       | D1-'21         |
| 3   | Wil Lutz            | K   | 5-11 | 184 | 30  | 9   | Georgia State        | Newnan, Ga.            | T (N.O.)-'23   |
| 4   | Zach Wilson         | QB  | 6-2  | 214 | 25  | 4   | Brigham Young        | Draper, Utah           | T (NYJ)-'24    |
| 6   | P.J. Locke          | S   | 5-10 | 202 | 27  | 5   | Texas                | Beaumont, Texas        | FA-'19         |
| 8   | Jarrett Stidham     | QB  | 6-3  | 215 | 28  | 6   | Auburn               | Corbin, Ky.            | UFA (L.V.)-'23 |
| 9   | Riley Dixon         | P   | 6-4  | 221 | 31  | 9   | Syracuse             | Oneida, N.Y.           | UFA (LAR)-'23  |
| 10  | Bo Nix              | QB  | 6-2  | 217 | 24  | R   | Oregon               | Pinson, Ala.           | D1-'24         |
| 11  | Josh Reynolds       | WR  | 6-3  | 194 | 29  | 8   | Texas A&M            | San Antonio, Texas     | UFA (Det.)-'24 |
| 14  | Courtland Sutton    | WR  | 6-4  | 216 | 28  | 7   | Southern Methodist   | Brenham, Texas         | D2-'18         |
| 15  | Nik Bonitto         | OLB | 6-3  | 240 | 25  | 3   | Oklahoma             | Fort Lauderdale, Fla.  | D2-'22         |
| 16  | Troy Franklin       | WR  | 6-3  | 187 | 21  | R   | Oregon               | East Palo Alto, Calif. | D4-'24         |
| 17  | Devaughn Vele       | WR  | 6-5  | 210 | 26  | R   | Utah                 | San Diego              | D7a-'24        |
| 19  | Marvin Mims Jr.     | WR  | 5-11 | 184 | 22  | 2   | Oklahoma             | Frisco, Texas          | D2-'23         |
| 20  | Michael Burton      | FB  | 5-11 | 242 | 32  | 10  | Rutgers              | Long Valley, N.J.      | UFA (K.C.)-'23 |
| 21  | Riley Moss          | CB  | 6-1  | 193 | 24  | 2   | Iowa                 | Ankeny, Iowa           | D3b-'23        |
| 22  | Brandon Jones       | S   | 6-1  | 190 | 26  | 5   | Texas                | Nacogdoches, Texas     | UFA (Mia.)-'24 |
| 25  | Blake Watson        | RB  | 5-9  | 195 | 24  | R   | Memphis              | Queens, N.Y.           | CFA-'24        |
| 26  | Devon Key           | S   | 6-0  | 208 | 26  | 2   | Western Kentucky     | Lexington, Ky.         | FA-'22         |
| 29  | Ja'Quan McMillian   | CB  | 5-10 | 183 | 24  | 3   | East Carolina        | Winston-Salem, N.C.    | CFA-'22        |
| 31  | Kris Abrams-Draine  | CB  | 5-11 | 178 | 23  | R   | Missouri             | Mobile, Ala.           | D5a-'24        |
| 33  | Javonte Williams    | RB  | 5-10 | 220 | 24  | 4   | North Carolina       | Wallace, N.C.          | D2-'21         |
| 34  | JL Skinner          | S   | 6-4  | 220 | 23  | 2   | Boise State          | San Diego, Calif.      | D6-'23         |
| 38  | Jaleel McLaughlin   | RB  | 5-9  | 183 | 24  | 2   | Youngstown State     | Raleigh, N.C.          | CFA-'23        |
| 39  | Levi Wallace        | CB  | 6-0  | 179 | 29  | 7   | Alabama              | Tucson, Ariz.          | UFA (Pit.)-'24 |
| 40  | Justin Strnad       | ILB | 6-3  | 235 | 28  | 5   | Wake Forest          | Palm Harbor, Fla.      | D5-'20         |
| 43  | Keidron Smith       | DB  | 6-2  | 201 | 24  | 1   | Kentucky             | West Palm Beach, Fla.  | FA-'23         |
| 45  | Nate Adkins         | TE  | 6-3  | 252 | 25  | 2   | South Carolina       | Knoxville, Tenn.       | CFA-'23        |
| 48  | Mitchell Fraboni    | LS  | 6-2  | 223 | 27  | 3   | Arizona State        | Phoenix, Ariz.         | FA-'22         |
| 52  | Jonah Elliss        | OLB | 6-2  | 246 | 21  | R   | Utah                 | Moscow, Idaho          | D3-'24         |
| 54  | Alex Forsyth        | C   | 6-4  | 312 | 25  | 2   | Oregon               | West Linn, Ore.        | D7-'23         |
| 55  | Cody Barton         | ILB | 6-2  | 237 | 27  | 6   | Utah                 | Salt Lake City         | UFA (Was.)-'24 |
| 57  | Kristian Welch      | LB  | 6-3  | 240 | 26  | 5   | Iowa                 | Iola, Wis.             | FA-'23         |
| 60  | Luke Wattenberg     | C   | 6-5  | 300 | 27  | 3   | Washington           | Trabuco Canyon, Calif. | D5c-'22        |
| 63  | Alex Palczewski     | T   | 6-6  | 315 | 25  | 2   | Illinois             | Mount Prospect, Ill.   | CFA-'23        |
| 72  | Garett Bolles       | T   | 6-5  | 300 | 32  | 8   | Utah                 | Walnut Creek, Calif.   | D1-'17         |
| 73  | Frank Crum          | T   | 6-7  | 315 | 24  | R   | Wyoming              | Laramie, Wyo.          | CFA-'24        |
| 74  | Ben Powers          | G   | 6-4  | 338 | 27  | 6   | Oklahoma             | Wichita, Kan.          | UFA (Bal.)-'23 |
| 77  | Quinn Meinerz       | G   | 6-3  | 320 | 25  | 4   | Wisconsin-Whitewater | Hartford, Wis.         | D3a-'21        |
| 79  | Matt Peart          | T   | 6-7  | 315 | 27  | 5   | Connecticut          | Kingston, Jamaica      | UFA (NYG)-'24  |
| 80  | Greg Dulcich        | TE  | 6-4  | 245 | 24  | 3   | UCLA                 | Glendale, Calif.       | D3-'22         |
| 82  | Adam Trautman       | TE  | 6-5  | 253 | 27  | 5   | Dayton               | Williamsburg, Mich.    | T (N.O.)-'23   |
| 84  | Lil'Jordan Humphrey | WR  | 6-4  | 225 | 26  | 6   | Texas                | Southlake, Texas       | FA-'23         |
| 85  | Lucas Krull         | TE  | 6-6  | 260 | 26  | 3   | Pittsburgh           | Shawnee, Kan.          | FA-'23         |
| 92  | Dondrea Tillman     | OLB | 6-4  | 247 | 26  | 1   | Indiana, Pa.         | Serling, Va.           | FA-'24         |
| 93  | D.J. Jones          | DT  | 6-0  | 305 | 29  | 8   | Mississippi          | Greenville, S.C.       | UFA (S.F.)-'22 |
| 94  | Jordan Jackson      | DL  | 6-5  | 285 | 26  | 1   | Air Force            | Jacksonville, Fla.     | FA-'23         |
| 96  | Eyioma Uwazurike    | DL  | 6-6  | 320 | 26  | 2   | Iowa State           | Detroit, Mich.         | D4b-'22        |
| 97  | Malcolm Roach       | DT  | 6-3  | 290 | 26  | 5   | Texas                | Baton Rouge, La.       | UFA (N.O.)-'24 |
| 98  | John Franklin-Myers | DE  | 6-4  | 288 | 28  | 7   | Stephen F. Austin    | Greenville, Texas      | T (NYJ)-'24    |
| 99  | Zach Allen          | DE  | 6-4  | 281 | 27  | 6   | Boston College       | New Canaan, Conn.      | UFA (Ari.)-'23 |

## Practice Squad (17)

|    |                     |     |      |     |    |    |                    |                        |                |
|----|---------------------|-----|------|-----|----|----|--------------------|------------------------|----------------|
| 12 | Kwon Alexander      | ILB | 6-1  | 227 | 30 | 10 | LSU                | Oxford, AL             | FA-'24         |
| 13 | David Sills V       | WR  | 6-3  | 211 | 28 | 5  | West Virginia      | Wilmington, Del.       | FA-'23         |
| 30 | Tanner McCalister   | DB  | 5-11 | 191 | 24 | 2  | Ohio State         | Rockwell, Texas        | FA-'24         |
| 35 | Reese Taylor        | CB  | 5-10 | 188 | 25 | 1  | Purdue             | Indianapolis, Ind.     | FA-'23         |
| 36 | Quinton Newsome     | CB  | 6-1  | 185 | 23 | R  | Nebraska           | Suwanee, Ga.           | CFA-'24        |
| 37 | Salvon Ahmed        | RB  | 5-11 | 197 | 25 | 5  | Washington         | Kirkland, Wash.        | FA-'24         |
| 42 | Zach Cunningham     | ILB | 6-3  | 238 | 29 | 8  | Vanderbilt         | Pinson, AL             | FA-'24         |
| 53 | Andrew Farmer II    | OLB | 6-4  | 250 | 24 | 2  | Lane (Tenn.)       | Jacksonville, Fla.     | FA-'23         |
| 56 | Levelle Bailey      | ILB | 6-2  | 225 | 23 | R  | Fresno State       | Sacramento, Calif.     | CFA-'24        |
| 66 | Nick Gargiulo       | G   | 6-5  | 327 | 24 | R  | South Carolina     | Yorktown Heights, N.Y. | D7b-'24        |
| 76 | Calvin Throckmorton | G   | 6-5  | 311 | 28 | 4  | Oregon             | Bellevue, Wash.        | UFA (Ten.)-'24 |
| 78 | Will Sherman        | G   | 6-4  | 300 | 25 | 3  | Colorado           | Raleigh, N.C.          | FA-'22         |
| 83 | Michael Bandy       | WR  | 5-10 | 190 | 26 | 4  | San Diego          | La Mirada, Calif.      | UFA (LAC)-'23  |
| 86 | Thomas Yassmin      | TE  | 6-5  | 251 | 24 | R  | Utah               | Sydney, Australia      | CFA-'24        |
| 89 | Donald Parham       | TE  | 6-8  | 240 | 27 | 5  | Stetson University | Lakeland, Fla.         | FA-'24         |
| 90 | Jordan Miller       | NT  | 6-3  | 307 | 24 | R  | Southern Methodist | Jacksonville, Fla.     | CFA-'24        |
| 91 | Matt Henningsen     | DL  | 6-3  | 291 | 25 | 3  | Wisconsin          | Menomonee Falls, Wis.  | D6-'22         |

## Injured Reserve (7)

|    |                 |     |      |     |    |   |               |                       |                |
|----|-----------------|-----|------|-----|----|---|---------------|-----------------------|----------------|
| 5  | Baron Browning  | OLB | 6-3  | 240 | 25 | 4 | Ohio State    | Fort Worth, Texas     | D3b-'21        |
| 23 | Audric Estime   | RB  | 5-11 | 227 | 21 | R | Notre Dame    | Nyack, N.Y.           | D5b-'24        |
| 27 | Damarri Mathis  | CB  | 5-11 | 195 | 25 | 3 | Pittsburgh    | Lakeland, Fla.        | D4a-'22        |
| 28 | Tyler Badie     | RB  | 5-8  | 194 | 25 | 3 | Missouri      | New Orleans, La.      | PS (Bal.)-'22  |
| 49 | Alex Singleton  | ILB | 6-2  | 240 | 30 | 6 | Montana State | Thousand Oaks, Calif. | UFA (Phi.)-'22 |
| 69 | Mike McGlinchey | T   | 6-8  | 310 | 29 | 7 | Notre Dame    | Philadelphia, Pa.     | UFA (S.F.)-'23 |
| 75 | Quinn Bailey    | T   | 6-6  | 323 | 28 | 6 | Arizona State | Gilbert, Ariz.        | CFA-'19        |

## Reserved/PUP (2)

|    |                      |    |      |     |    |   |          |                  |         |
|----|----------------------|----|------|-----|----|---|----------|------------------|---------|
| 32 | Delarrin Turner-Yell | S  | 5-11 | 200 | 24 | 3 | Oklahoma | Hempstead, Texas | D5a-'22 |
| 41 | Drew Sanders         | LB | 6-5  | 233 | 23 | 2 | Arkansas | Denton, Texas    | D3a-'23 |

## COACHING STAFF

HEAD COACH: Sean Payton

### ASSISTANTS:

Vance Joseph - Defensive Coordinator; Joe Lombardi - Offensive Coordinator; Mike Westhoff - Assistant Head Coach; Ben Kotwica - Special Teams Coordinator; Lou Ayeni - Running Backs; Chris Banjo - Assistant Special Teams; Jamar Cain - Defensive Line; Pete Carmichael - Senior Offensive Assistant; Keary Colbert - Wide Receivers; Dan Dalrymple - Head Strength and Conditioning; Declan Doyle - Tight Ends; Zack Grossi - Passing Game Specialist; Corey Jones - Assistant Strength and Conditioning; Paul Kelly - Assistant to Head Coach; Logan Kilgore - Offensive Quality Control; Austin King - Assistant Offensive Line; Jim Leonhard - Defensive Pass Game Coordinator/Defensive Backs; Addison Lynch - Defensive Quality Control; Greg Manuskay - Inside Linebackers; John Morton - Pass Game Coordinator; Isaac Shewmaker - Defensive Quality Control; Shaun Snee - Assistant Strength and Conditioning; Zach Strief - Offensive Line; Favian Upshaw - Offensive Quality Control; Joe Vitt - Senior Defensive Assistant; Davis Webb - Quarterbacks; Michael Wilhoite - Outside Linebackers.



# ALPHABETICAL ROSTER



| NO. | NAME                 | POS | HT   | WT  | AGE | EXP | COLLEGE              | HOMETOWN               | HOW ACQ        |
|-----|----------------------|-----|------|-----|-----|-----|----------------------|------------------------|----------------|
| 31  | Abrams-Draine, Kris  | CB  | 5-11 | 178 | 23  | R   | Missouri             | Mobile, Ala.           | D5a-'24        |
| 45  | Adkins, Nate         | TE  | 6-3  | 252 | 25  | 2   | South Carolina       | Knoxville, Tenn.       | CFA-'23        |
| 99  | Allen, Zach          | DE  | 6-4  | 281 | 27  | 6   | Boston College       | New Canaan, Conn.      | UFA (Ari.)-'23 |
| 55  | Barton, Cody         | ILB | 6-2  | 237 | 27  | 6   | Utah                 | Salt Lake City         | UFA (Was.)-'24 |
| 72  | Bolles, Garrett      | T   | 6-5  | 300 | 32  | 8   | Utah                 | Walnut Creek, Calif.   | D1-'17         |
| 15  | Bonitto, Nik         | OLB | 6-3  | 240 | 25  | 3   | Oklahoma             | Fort Lauderdale, Fla.  | D2-'22         |
| 20  | Burton, Michael      | FB  | 5-11 | 242 | 32  | 10  | Rutgers              | Long Valley, N.J.      | UFA (K.C.)-'23 |
| 0   | Cooper, Jonathon     | OLB | 6-4  | 257 | 26  | 4   | Ohio State           | Gahanna, Ohio          | D7b-'21        |
| 73  | Crum, Frank          | T   | 6-7  | 315 | 24  | R   | Wyoming              | Laramie, Wyo.          | CFA-'24        |
| 9   | Dixon, Riley         | P   | 6-4  | 221 | 31  | 9   | Syracuse             | Oneida, N.Y.           | UFA (LAR)-'23  |
| 80  | Dulcich, Greg        | TE  | 6-4  | 245 | 24  | 3   | UCLA                 | Glendale, Calif.       | D3-'22         |
| 52  | Elliss, Jonah        | OLB | 6-2  | 246 | 21  | R   | Utah                 | Moscow, Idaho          | D3-'24         |
| 54  | Forsyth, Alex        | C   | 6-4  | 312 | 25  | 2   | Oregon               | West Linn, Ore.        | D7-'23         |
| 48  | Fraboni, Mitchell    | LS  | 6-2  | 223 | 27  | 3   | Arizona State        | Phoenix, Ariz.         | FA-'22         |
| 16  | Franklin, Troy       | WR  | 6-3  | 187 | 21  | R   | Oregon               | East Palo Alto, Calif. | D4-'24         |
| 98  | Franklin-Myers, John | DE  | 6-4  | 288 | 28  | 7   | Stephen F. Austin    | Greenville, Texas      | T (NYJ)-'24    |
| 84  | Humphrey, Lil'Jordan | WR  | 6-4  | 225 | 26  | 6   | Texas                | Southlake, Texas       | FA-'23         |
| 94  | Jackson, Jordan      | DL  | 6-5  | 285 | 26  | 1   | Air Force            | Jacksonville, Fla.     | FA-'23         |
| 22  | Jones, Brandon       | S   | 6-1  | 190 | 26  | 5   | Texas                | Nacogdoches, Texas     | UFA (Mia.)-'24 |
| 93  | Jones, D.J.          | DT  | 6-0  | 305 | 29  | 8   | Mississippi          | Greenville, S.C.       | UFA (S.F.)-'22 |
| 26  | Key, Devon           | S   | 6-0  | 208 | 26  | 2   | Western Kentucky     | Lexington, Ky.         | FA-'22         |
| 85  | Krull, Lucas         | TE  | 6-6  | 260 | 26  | 3   | Pittsburgh           | Shawnee, Kan.          | FA-'23         |
| 6   | Locke, P.J.          | S   | 5-10 | 202 | 27  | 5   | Texas                | Beaumont, Texas        | FA-'19         |
| 3   | Lutz, Wil            | K   | 5-11 | 184 | 30  | 9   | Georgia State        | Newnan, Ga.            | T (N.O.)-'23   |
| 38  | McLaughlin, Jaleel   | RB  | 5-9  | 183 | 24  | 2   | Youngstown State     | Raleigh, N.C.          | CFA-'23        |
| 29  | McMillian, Ja'Quan   | CB  | 5-10 | 183 | 24  | 3   | East Carolina        | Winston-Salem, N.C.    | CFA-'22        |
| 77  | Meinerz, Quinn       | G   | 6-3  | 320 | 25  | 4   | Wisconsin-Whitewater | Hartford, Wis.         | D3a-'21        |
| 19  | Mims Jr., Marvin     | WR  | 5-11 | 184 | 22  | 2   | Oklahoma             | Frisco, Texas          | D2-'23         |
| 21  | Moss, Riley          | CB  | 6-1  | 193 | 24  | 2   | Iowa                 | Ankeny, Iowa           | D3b-'23        |
| 10  | Nix, Bo              | QB  | 6-2  | 217 | 24  | R   | Oregon               | Pinson, Ala.           | D1-'24         |
| 63  | Palczewski, Alex     | T   | 6-6  | 315 | 25  | 2   | Illinois             | Mount Prospect, Ill.   | CFA-'23        |
| 79  | Pearl, Matt          | T   | 6-7  | 315 | 27  | 5   | Connecticut          | Kingston, Jamaica      | UFA (NYG)-'24  |
| 74  | Powers, Ben          | G   | 6-4  | 338 | 27  | 6   | Oklahoma             | Wichita, Kan.          | UFA (Bal.)-'23 |
| 11  | Reynolds, Josh       | WR  | 6-3  | 194 | 29  | 8   | Texas A&M            | San Antonio, Texas     | UFA (Det.)-'24 |
| 97  | Roach, Malcolm       | DT  | 6-3  | 290 | 26  | 5   | Texas                | Baton Rouge, La.       | UFA (N.O.)-'24 |
| 34  | Skinner, JL          | S   | 6-4  | 220 | 23  | 2   | Boise State          | San Diego, Calif.      | D6-'23         |
| 43  | Smith, Keidron       | DB  | 6-2  | 201 | 24  | 1   | Kentucky             | West Palm Beach, Fla.  | FA-'23         |
| 1   | Smith, Tremon        | CB  | 5-11 | 190 | 28  | 7   | Central Arkansas     | Anniston, Ala.         | UFA (Hou.)-'23 |
| 8   | Stidham, Jarrett     | QB  | 6-3  | 215 | 28  | 6   | Auburn               | Corbin, Ky.            | UFA (L.V.)-'23 |
| 40  | Strnad, Justin       | ILB | 6-3  | 235 | 28  | 5   | Wake Forest          | Palm Harbor, Fla.      | D5-'20         |
| 2   | Surtain II, Pat      | CB  | 6-2  | 202 | 24  | 4   | Alabama              | Plantation, Fla.       | D1-'21         |
| 14  | Sutton, Courtland    | WR  | 6-4  | 216 | 28  | 7   | Southern Methodist   | Brenham, Texas         | D2-'18         |
| 92  | Tillman, Dondrea     | OLB | 6-4  | 247 | 26  | 1   | Indiana, Pa.         | Serling, Va            | FA-'24         |
| 82  | Trautman, Adam       | TE  | 6-5  | 253 | 27  | 5   | Dayton               | Williamsburg, Mich.    | T (N.O.)-'23   |
| 96  | Uwazurike, Eyioma    | DL  | 6-6  | 320 | 26  | 2   | Iowa State           | Detroit, Mich.         | D4b-'22        |
| 17  | Vele, Devaughn       | WR  | 6-5  | 210 | 26  | R   | Utah                 | San Diego              | D7a-'24        |
| 39  | Wallace, Levi        | CB  | 6-0  | 179 | 29  | 7   | Alabama              | Tucson, Ariz.          | UFA (Pit.)-'24 |
| 25  | Watson, Blake        | RB  | 5-9  | 195 | 24  | R   | Memphis              | Queens, N.Y.           | CFA-'24        |
| 60  | Wattenberg, Luke     | C   | 6-5  | 300 | 27  | 3   | Washington           | Trabuco Canyon, Calif. | D5c-'22        |
| 57  | Welch, Kristian      | LB  | 6-3  | 240 | 26  | 5   | Iowa                 | Iola, Wis.             | FA-'23         |
| 33  | Williams, Javonte    | RB  | 5-10 | 220 | 24  | 4   | North Carolina       | Wallace, N.C.          | D2-'21         |
| 4   | Wilson, Zach         | QB  | 6-2  | 214 | 25  | 4   | Brigham Young        | Draper, Utah           | T (NYJ)-'24    |

## Practice Squad (17)

|    |                      |     |      |     |    |    |                    |                        |                |
|----|----------------------|-----|------|-----|----|----|--------------------|------------------------|----------------|
| 37 | Ahmed, Salvon        | RB  | 5-11 | 197 | 25 | 5  | Washington         | Kirkland, Wash.        | FA-'24         |
| 12 | Alexander, Kwon      | ILB | 6-1  | 227 | 30 | 10 | LSU                | Oxford, AL             | FA-'24         |
| 56 | Bailey, Levelle      | ILB | 6-2  | 225 | 23 | R  | Fresno State       | Sacramento, Calif.     | CFA-'24        |
| 83 | Bandy, Michael       | WR  | 5-10 | 190 | 26 | 4  | San Diego          | La Mirada, Calif       | UFA (LAC)-'23  |
| 42 | Cunningham, Zach     | ILB | 6-3  | 238 | 29 | 8  | Vanderbilt         | Pinson, AL             | FA-'24         |
| 53 | Farmer II, Andrew    | OLB | 6-4  | 250 | 24 | 2  | Lane (Tenn.)       | Jacksonville, Fla.     | FA-'23         |
| 66 | Gargiulo, Nick       | G   | 6-5  | 327 | 24 | R  | South Carolina     | Yorktown Heights, N.Y. | D7b-'24        |
| 91 | Henningsen, Matt     | DL  | 6-3  | 291 | 25 | 3  | Wisconsin          | Menomonee Falls, Wis.  | D6-'22         |
| 30 | McCalister, Tanner   | DB  | 5-11 | 191 | 24 | 2  | Ohio State         | Rockwell, Texas        | FA-'24         |
| 90 | Miller, Jordan       | NT  | 6-3  | 307 | 24 | R  | Southern Methodist | Jacksonville, Fla.     | CFA-'24        |
| 36 | Newsome, Quinton     | CB  | 6-1  | 185 | 23 | R  | Nebraska           | Suwanee, Ga.           | CFA-'24        |
| 89 | Parham, Donald       | TE  | 6-8  | 240 | 27 | 5  | Stetson University | Lakeland, Fla.         | FA-'24         |
| 78 | Sherman, Will        | G   | 6-4  | 300 | 25 | 3  | Colorado           | Raleigh, N.C.          | FA-'22         |
| 13 | Sills V, David       | WR  | 6-3  | 211 | 28 | 5  | West Virginia      | Wilmington, Del.       | FA-'23         |
| 35 | Taylor, Reese        | CB  | 5-10 | 188 | 25 | 1  | Purdue             | Indianapolis, Ind.     | FA-'23         |
| 76 | Throckmorton, Calvin | G   | 6-5  | 311 | 28 | 4  | Oregon             | Bellevue, Wash.        | UFA (Ten.)-'24 |
| 86 | Yassmin, Thomas      | TE  | 6-5  | 251 | 24 | R  | Utah               | Sydney, Australia      | CFA-'24        |

## Injured Reserve (7)

|    |                  |     |      |     |    |   |               |                       |                |
|----|------------------|-----|------|-----|----|---|---------------|-----------------------|----------------|
| 28 | Badie, Tyler     | RB  | 5-8  | 194 | 25 | 3 | Missouri      | New Orleans, La.      | PS (Bal.)-'22  |
| 75 | Bailey, Quinn    | T   | 6-6  | 323 | 28 | 6 | Arizona State | Gilbert, Ariz.        | CFA-'19        |
| 5  | Browning, Baron  | OLB | 6-3  | 240 | 25 | 4 | Ohio State    | Fort Worth, Texas     | D3b-'21        |
| 23 | Estime, Audric   | RB  | 5-11 | 227 | 21 | R | Notre Dame    | Nyack, N.Y.           | D5b-'24        |
| 27 | Mathis, Damarri  | CB  | 5-11 | 195 | 25 | 3 | Pittsburgh    | Lakeland, Fla.        | D4a-'22        |
| 69 | McGlinchey, Mike | T   | 6-8  | 310 | 29 | 7 | Notre Dame    | Philadelphia, Pa.     | UFA (S.F.)-'23 |
| 49 | Singleton, Alex  | ILB | 6-2  | 240 | 30 | 6 | Montana State | Thousand Oaks, Calif. | UFA (Phi.)-'22 |

## Reserved/PUP (2)

|    |                       |    |      |     |    |   |          |                  |         |
|----|-----------------------|----|------|-----|----|---|----------|------------------|---------|
| 41 | Sanders, Drew         | LB | 6-5  | 233 | 23 | 2 | Arkansas | Denton, Texas    | D3a-'23 |
| 32 | Turner-Yell, Delarrin | S  | 5-11 | 200 | 24 | 3 | Oklahoma | Hempstead, Texas | D5a-'22 |

## COACHING STAFF

HEAD COACH: Sean Payton

### ASSISTANTS:

Vance Joseph - Defensive Coordinator; Joe Lombardi - Offensive Coordinator; Mike Westhoff - Assistant Head Coach; Ben Kotwica - Special Teams Coordinator; Lou Ayeni - Running Backs; Chris Banjo - Assistant Special Teams; Jamar Cain - Defensive Line; Pete Carmichael - Senior Offensive Assistant; Keary Colbert - Wide Receivers; Dan Dalrymple - Head Strength and Conditioning; Declan Doyle - Tight Ends; Zack Grossi - Passing Game Specialist; Korey Jones - Assistant Strength and Conditioning; Paul Kelly - Assistant to Head Coach; Logan Kilgore - Offensive Quality Control; Austin King - Assistant Offensive Line; Jim Leonhard - Defensive Pass Game Coordinator/Defensive Backs; Addison Lynch - Defensive Quality Control; Greg Manuskay - Inside Linebackers; John Morton - Pass Game Coordinator; Isaac Shewmaker - Defensive Quality Control; Shaun Snee - Assistant Strength and Conditioning; Zach Strief - Offensive Line; Favian Upshaw - Offensive Quality Control; Joe Vitt - Senior Defensive Assistant; Davis Webb - Quarterbacks; Michael Wilhoite - Outside Linebackers.



# POSITIONAL ROSTER



## QUARTERBACKS (3)

|                         |                             |
|-------------------------|-----------------------------|
| 4 Wilson, Zach ..... QB | 8 Stidham, Jarrett ..... QB |
| 10 Nix, Bo ..... QB     |                             |

## RUNNING BACKS (4)

|                               |                                |
|-------------------------------|--------------------------------|
| 20 Burton, Michael ..... FB   | 25 Watson, Blake ..... RB      |
| 33 Williams, Javonte ..... RB | 38 McLaughlin, Jaleel ..... RB |

## WIDE RECEIVERS (6)

|                              |                                  |
|------------------------------|----------------------------------|
| 11 Reynolds, Josh ..... WR   | 14 Sutton, Courtland ..... WR    |
| 16 Franklin, Troy ..... WR   | 17 Vele, Devaughn ..... WR       |
| 19 Mims Jr., Marvin ..... WR | 84 Humphrey, Lil'Jordan ..... WR |

## TIGHT ENDS (4)

|                            |                           |
|----------------------------|---------------------------|
| 45 Adkins, Nate ..... TE   | 80 Dulcich, Greg ..... TE |
| 82 Trautman, Adam ..... TE | 85 Krull, Lucas ..... TE  |

## OFFENSIVE LINE (8)

|                             |                             |
|-----------------------------|-----------------------------|
| 54 Forsyth, Alex ..... C    | 60 Wattenberg, Luke ..... C |
| 63 Palczewski, Alex ..... T | 72 Bolles, Garrett ..... T  |
| 73 Crum, Frank ..... T      | 74 Powers, Ben ..... G      |
| 77 Meinerz, Quinn ..... G   | 79 Peart, Matt ..... T      |

## LINEBACKERS (7)

|                               |                             |
|-------------------------------|-----------------------------|
| 0 Cooper, Jonathon ..... OLB  | 15 Bonitto, Nik ..... OLB   |
| 40 Strnad, Justin ..... ILB   | 52 Elliss, Jonah ..... OLB  |
| 55 Barton, Cody ..... ILB     | 57 Welch, Kristian ..... LB |
| 92 Tillman, Dondrea ..... OLB |                             |

## DEFENSIVE BACKS (11)

|                                |                                 |
|--------------------------------|---------------------------------|
| 1 Smith, Tremon ..... CB       | 2 Surtain II, Pat ..... CB      |
| 6 Locke, P.J. .... S           | 21 Moss, Riley ..... CB         |
| 22 Jones, Brandon ..... S      | 26 Key, Devon ..... S           |
| 29 McMillian, Ja'Quan ..... CB | 31 Abrams-Draine, Kris ..... CB |
| 34 Skinner, JL ..... S         | 39 Wallace, Levi ..... CB       |
| 43 Smith, Keidron ..... DB     |                                 |

## DEFENSIVE LINE (6)

|                                  |                             |
|----------------------------------|-----------------------------|
| 93 Jones, D.J. .... DT           | 94 Jackson, Jordan ..... DL |
| 96 Uwazurike, Eyioma ..... DL    | 97 Roach, Malcolm ..... DT  |
| 98 Franklin-Myers, John ..... DE | 99 Allen, Zach ..... DE     |

## SPECIALISTS (3)

|                               |                        |
|-------------------------------|------------------------|
| 3 Lutz, Wil ..... K           | 9 Dixon, Riley ..... P |
| 48 Fraboni, Mitchell ..... LS |                        |







(As of October 8, 2024)

OFFENSE

|                               |                        |                         |
|-------------------------------|------------------------|-------------------------|
| <b>WR</b> 11 Josh Reynolds    | 19 Marvin Mims Jr.     | <u>16 Troy Franklin</u> |
| <b>LT</b> 72 Garrett Bolles   | 79 Matt Peart          |                         |
| <b>LG</b> 74 Ben Powers       | 63 Alex Palczewski     |                         |
| <b>C</b> 60 Luke Wattenberg   | 54 Alex Forsyth        |                         |
| <b>RG</b> 77 Quinn Meinerz    | 63 Alex Palczewski     |                         |
| <b>RT</b> 63 Alex Palczewski  | <u>73 Frank Crum</u>   |                         |
| <b>TE</b> 82 Adam Trautman    | 80 Greg Dulcich        | 85 Lucas Krull          |
| <b>WR</b> 14 Courtland Sutton | 84 Lil'Jordan Humphrey | <u>17 Devaughn Vele</u> |
| <b>RB</b> 33 Javonte Williams | 38 Jaleel McLaughlin   | <u>25 Blake Watson</u>  |
| <b>FB</b> 20 Michael Burton   | 45 Nate Adkins         |                         |
| <b>QB</b> <u>10 Bo Nix</u>    | 8 Jarrett Stidham      | 4 Zach Wilson           |

DEFENSE

|                                  |                              |                  |
|----------------------------------|------------------------------|------------------|
| <b>DE</b> 99 Zach Allen          | 94 Jordan Jackson            |                  |
| <b>NT</b> 93 D.J. Jones          | 97 Malcolm Roach             |                  |
| <b>DE</b> 98 John Franklin-Myers | 96 Eyioma Uwazurike          |                  |
| <b>SLB</b> 0 Jonathon Cooper     | <u>52 Jonah Elliss</u>       |                  |
| <b>WLB</b> 15 Nik Bonitto        | <u>92 Dondrea Tillman</u>    |                  |
| <b>ILB</b> 40 Justin Strnad      | 57 Kristian Welch            |                  |
| <b>ILB</b> 55 Cody Barton        | 57 Kristian Welch            |                  |
| <b>LCB</b> 2 Pat Surtain II      | 39 Levi Wallace              | 1 Tremon Smith   |
| <b>RCB</b> 21 Riley Moss         | <u>31 Kris Abrams-Draine</u> |                  |
| <b>NCB</b> 29 Ja'Quan McMillian  |                              |                  |
| <b>S</b> 6 P.J. Locke            | 34 JL Skinner                |                  |
| <b>S</b> 22 Brandon Jones        | 26 Devon Key                 | 43 Keidron Smith |

SPECIALISTS

|                               |                |                      |
|-------------------------------|----------------|----------------------|
| <b>PK</b> 3 Wil Lutz          |                |                      |
| <b>KO</b> 3 Wil Lutz          |                |                      |
| <b>P</b> 9 Riley Dixon        |                |                      |
| <b>H</b> 9 Riley Dixon        |                |                      |
| <b>LS</b> 48 Mitchell Fraboni |                |                      |
| <b>KR</b> 19 Marvin Mims Jr.  | 1 Tremon Smith | 38 Jaleel McLaughlin |
| <b>PR</b> 19 Marvin Mims Jr.  | 1 Tremon Smith |                      |

PRONUNCIATION GUIDE

|                         |                      |                        |                             |
|-------------------------|----------------------|------------------------|-----------------------------|
| Garrett Bolles .....    | BOWLS                | Matt Peart .....       | payrt                       |
| Nik Bonitto .....       | bo-KNEE-toe          | Keidron Smith .....    | KEY-dron                    |
| Greg Dulcich .....      | dul-SICH             | Jarrett Stidham .....  | STID-um                     |
| Alex Forsyth .....      | FORE-seith           | Justin Strnad .....    | stir-NAHD                   |
| Mitchell Fraboni .....  | fruh-BONE-ee         | Pat Surtain II .....   | sur-TAN                     |
| Jaleel McLaughlin ..... | muh-GLOFF-lin        | Dondrea Tillman .....  | DON-dre                     |
| Ja'Quan McMillian ..... | JAY-quan mac-MILL-in | Eyioma Uwazurike ..... | en-YO-muh oo-WAZ-zur-EE-kay |
| Quinn Meinerz .....     | minors               | Devaughn Vele .....    | deh-VAWN VAY-lay            |
| Alex Palczewski .....   | pal-CHESS-key        | Javonte Williams ..... | JUH-von-TAY                 |





# HOW THE BRONCOS WERE BUILT



| YEAR | DRAFTEES (20)   | FREE AGENTS (20)   | COLLEGE FREE AGENTS (6)   | TRADES/WAIVERS (4)   |
|------|---|--|---|--|
| 2017 | T Garrett Bolles (1st)  |  |   |  |
| 2018 | WR Courtland Sutton (2nd)   |  |   |  |
| 2019 |   | S P.J. Locke (FA-'19)  |   |  |
| 2020 | ILB Justin Strnad (5th)   |  |   |  |
| 2021 | CB Pat Surtain II (1st)<br>RB Javonte Williams (2nd)<br>G Quinn Meinerz (3rd-a)<br>OLB Jonathon Cooper (7th-b)  |  |   |  |
| 2022 | OLB Nik Bonitto (2nd)<br>DL Eyioma Uwazurike (4th)<br>C Luke Wattenberg (5th-c)   | LS Mitchell Fraboni (FA-'22)<br>DT D.J. Jones (UFA S.F. -'22)<br>S Devon Key (FA-'22)  |   |  |
| 2023 | WR Marvin Mims Jr. (2nd)<br>CB Riley Moss (3rd-b)<br>S J.L. Skinner (6th)<br>C Alex Forsyth (7th)   | DE Zach Allen (UFA Ari. -'23)<br>FB Michael Burton (UFA K.C. -'23)<br>WR Lil'Jordan Humphrey (FA-'23)<br>DL Jordan Jackson (FA-'23)<br>TE Lucas Krull (FA-'23)<br>DB Keidron Smith (FA-'23)<br>CB Tremon Smith (UFA Hou. -'23)<br>QB Jarrett Stidham (UFA L.V. -'23)<br>LB Kristian Welch (FA-'23) | P Riley Dixon (UFA LAR -'23)<br>RB Jaleel McLaughlin (CFA-'23)<br>T Alex Palczewski (CFA-'23) | K Wil Lutz (T N.O. -'23)<br>TE Adam Trautman (T N.O. -'23)         |
| 2024 | QB Bo Nix (1st)<br>TE Greg Dulcich (3rd)<br>OLB Jonah Elliss (3rd)<br>WR Troy Franklin (4th)<br>CB Kris Abrams-Draine (5th-a)<br>WR Devaughn Vele (7th-a) | ILB Cody Barton (UFA Was. -'24)<br>S Brandon Jones (UFA Mia. -'24)<br>T Matt Peart (UFA NYG -'24)<br>WR Josh Reynolds (UFA Det. -'24)<br>DT Malcolm Roach (UFA N.O. -'24)<br>OLB Dondrea Tillman (FA-'24)<br>CB Levi Wallace (UFA Pit. -'24)   | TE Nate Adkins (CFA-'23)<br>T Frank Crum (CFA-'24)<br>RB Blake Watson (CFA-'24)               | DE John Franklin-Myers (T NYJ -'24)<br>QB Zach Wilson (T NYJ -'24) |





**UPDATED AS OF OCT. 8, 2024**

**BY DATE**

8/1/22 Signed OL Oliver Jervis  
Placed T Quinn Bailey on Injured Reserve

8/2/24 Signed TE Hunter Kampmoyer  
Waived DT Brandon Matterson

8/5/24 Waived S Caden Sterns  
DL Eyioma Uwazurike reinstated by NFL

8/6/24 Signed ILB Alec Mock  
Waived/injured OLB Ronnie Perkins

8/12/24 Claimed DB Kaleb Hayes off waivers  
Waived ILB Alec Mock

8/14/24 Signed ILB Alec Mock  
Waived OLB Jaylon Allen with an injury settlement

8/26/24 Waived S Omar Brown  
Waived CB Art Green  
Waived DB Kaleb Hayes  
Waived OL Oliver Jervis  
Waived ILB Alec Mock  
Released DL Angelo Blackson  
Released WR Phillip Dorsett II  
Released LB Andre Smith

8/27/24 Placed LB Drew Sanders on Reserve/Physically Unable to Perform  
Placed S Delarrin Turner-Yell on Reserve/Physically Unable to Perform  
Placed CB Damarri Mathis on Reserve/Injured  
Designated OLB Durell Nchimi as Waived/Injured  
Released FB Michael Burton  
Released ILB Jonas Griffith  
Released WR Lil'Jordan Humphrey  
Released C Sam Mustipher, WR Tim Patrick  
Released RB Samaje Perine  
Released WR David Sills V  
Released G Calvin Throckmorton  
Waived RB Tyler Badie  
Waived WR Michael Bandy  
Waived DL Elijah Garcia  
Waived G Nick Gargiulo  
Waived P Trenton Gill  
Waived DL Matt Henningsen  
Waived OLB Thomas Incoom  
Waived T Demontrey Jacobs  
Waived WR Brandon Johnson  
Waived TE Hunter Kampmoyer  
Waived DB Tanner McCalister  
Waived NT Jordan Miller  
Waived CB Quinton Newsome  
Waived G Will Sherman  
Waived CB Reese Taylor  
Waived OLB Dondrea Tillman  
Waived WR Jalen Virgil  
Waived TE Thomas Yassmin

8/28/24 Signed RB Tyler Badie to practice squad  
Signed WR Michael Bandy to practice squad  
Signed FB Michael Burton to practice squad  
Signed G Nick Gargiulo to practice squad  
Signed DL Matt Henningsen to practice squad  
Signed WR Lil'Jordan Humphrey to practice squad  
Signed CB Tanner McCalister to practice squad  
Signed NT Jordan Miller to practice squad  
Signed CB Quinton Newsome to practice squad

Signed G Will Sherman to practice squad  
Signed WR David Sills V to practice squad  
Signed CB Reese Taylor to practice squad  
Signed G Calvin Throckmorton to practice squad  
Signed OLB Dondrea Tillman to practice squad  
Signed TE Thomas Yassmin to practice squad

8/29/24 Signed TE Donald Parham to practice squad  
Signed ILB Kristian Welch  
Waived ILB Levelle Bailey

9/2/24 Signed ILB Levelle Bailey to practice squad

9/7/24 Elevated FB Michael Burton  
Elevated WR Lil'Jordan Humphrey

9/11/24 Promoted FB Michael Burton  
Signed WR Kaden Davis to practice squad  
Placed RB Audric Estime on injured reserve

9/14/24 Elevated RB Tyler Badie  
Elevated WR Lil'Jordan Humphrey

9/18/24 Promoted OLB Dondrea Tillman to active roster  
Signed OLB Andrew Farmer to practice squad  
Placed T Mike McGlinchey on injured reserve

9/21/24 Promoted WR Lil'Jordan Humphrey to active roster  
Placed OLB Baron Browning on injured reserve  
Elevated RB Tyler Badie  
Elevated DB Tanner McCalister

9/25/24 Promoted RB Tyler Badie  
Signed ILB Kwon Alexander to practice squad  
Signed ILB Zach Cunningham to practice squad  
Placed ILB Alex Singleton on injured reserve

9/28/24 Elevated ILB Levelle Bailey  
Elevated DB Tanner McCalister

10/1/24 Signed RB Salvon Ahmed to practice squad  
Released WR Kaden Davis

10/5/24 Elevated ILB Levelle Bailey  
Placed RB Tyler Badie on injured reserve

**BY PLAYER**

**AHMED, Salvon — RB**  
10/1/24 Signed to practice squad

**ALEXANDER, Kwon — ILB**  
9/25/24 Signed to practice squad

**ALLEN, Jaylon — OLB**  
8/14/24 Waived with an injury settlement

**BADIE, Tyler — RB**  
8/27/24 Waived  
8/28/24 Signed to practice squad  
9/14/24 Elevated  
9/21/24 Elevated  
9/25/24 Promoted  
10/5/24 Placed on injured reserve

**BAILEY, Levelle — ILB**  
8/29/24 Waived  
9/2/24 Signed to practice squad  
9/28/24 Elevated  
10/5/24 Elevated

**BAILEY, Quinn — T**  
8/1/24 Placed on Injured Reserve

**BANDY, Michael — WR**  
8/27/24 Waived  
8/28/24 Signed to practice squad

**BLACKSON, Angelo — DL**  
8/26/24 Released

**BROWN, Omar — S**  
8/26/24 Waived

**BROWNING, Baron — OLB**  
9/21/24 Placed on injured reserve

**BURTON, Michael — FB**  
8/27/24 Released  
8/28/24 Signed to practice squad  
9/7/24 Elevated  
9/11/24 Promoted to active roster

**CUNNINGHAM, Zach — ILB**  
9/25/24 Signed to practice squad

**DAVIS, Kaden — WR**  
9/11/24 Signed to practice squad  
10/1/24 Released

**DORSETT II, Phillip — WR**  
8/26/24 Released

**ESTIME, Audric — RB**  
9/11/24 Placed on injured reserve

**FARMER, Andrew — OLB**  
9/18/24 Signed to practice squad

**GARCIA, Elijah — DL**  
8/27/24 Waived

**GARGIULO, Nick — G**  
8/27/24 Waived  
8/28/24 Signed to practice squad

**GILL, Trenton — P**  
8/27/24 Waived

**GREEN, Art — CB**  
8/26/24 Waived

**GRIFFIN, Jonas — OLB**  
8/27/24 Released

**HAYES, Kaleb — DB**  
8/12/24 Claimed off waivers  
8/26/24 Waived

**HENNINGSEN, Matt — DL**  
8/27/24 Waived  
8/28/24 Signed to practice squad

**HUMPHREY, Lil'Jordan — WR**  
8/27/24 Released  
8/28/24 Signed to practice squad  
9/7/24 Elevated  
9/14/24 Elevated  
9/21/24 Promoted to active roster

**INCOOM, Thomas — OLB**  
8/27/24 Waived

**JACOBS, Demontrey — T**  
8/27/24 Waived

**JERVIS, Oliver — OL**  
8/1/24 Signed  
8/26/24 Waived

**JOHNSON, Brandon — WR**  
8/27/24 Waived

**KAMPMOYER, Hunter — TE**  
8/2/24 Signed  
8/27/24 Waived



**MATHIS, Damarri — CB**

8/27/24 Placed on Reserve/Injured

**MATTERSON, Brandon — DT**

8/2/24 Waived

**MCCALISTER, Tanner — DB**

8/27/24 Waived

8/28/24 Signed to practice squad

9/21/24 Elevated

9/28/24 Elevated

**MCGLINCHEY, Mike — T**

9/18/24 Placed on injured reserve

**MILLER, Jordan — NT**

8/27/24 Waived

8/28/24 Signed to practice squad

**MOCK, Alec — ILB**

8/6/24 Signed

8/12/24 Waived

8/14/24 Signed

8/26/24 Waived

**MUSTIPHER, Sam — C**

8/27/24 Released

**NCHAMI, Durell — OLB**

8/27/24 Designated as Waived/Injured

**NEWSOME, Quinton — CB**

8/27/24 Waived

8/28/24 Signed to practice squad

**PARHAM, Donald — TE**

8/29/24 Signed to practice squad

**PATRICK, Tim — WR**

8/27/24 Released

**PERINE, Samaje — RB**

8/27/24 Released

**PERKINS, Ronnie — OLB**

8/6/24 Waived/injured

**SANDERS, Drew — LB**

8/27/24 Placed on Reserve/Physically Unable to Perform

**SHERMAN, Will — G**

8/27/24 Waived

8/28/24 Signed to practice squad

**SILLS, David — WR**

8/27/24 Released

8/28/24 Signed to practice squad

**SINGLETON, Alex — ILB**

9/25/24 Placed on injured reserve

**SMITH, Andre — LB**

8/26/24 Released

**STERNS, Caden — S**

8/5/24 Signed

**TAYLOR, Reese — CB**

8/27/24 Waived

8/28/24 Signed to practice squad

**THROCKMORTON, Calvin — G**

8/27/24 Released

8/28/24 Signed to practice squad

**TILLMAN, Dondrea — OLB**

8/27/24 Waived

8/28/24 Signed to practice squad

9/18/24 Promoted to active roster

**TURNER-YELL, Delarrin — S**

8/27/24 Placed on Reserve/Physically Unable to Perform

**UWAZURIKE, Eyioma — DL**

8/5/24 Reinstated by NFL

**VIRGIL, Jalen — WR**

8/27/24 Waived

**WELCH, Kristian — ILB**

8/29/24 Signed

**YASSMIN, Thomas — TE**

8/27/24 Waived

8/28/24 Signed to practice squad



**PLAYER  
BIOGRAPHIES**



31 CB



**KRIS**  
**ABRAMS-DRAINE**

**HEIGHT/WEIGHT:** 5-11 / 178

**COLLEGE:** Missouri

**BIRTHDAY:** Oct. 4, 2001

**BORN:** Mobile, Ala.

**NFL EXPERIENCE:** R

**BRONCOS EXPERIENCE:** R

**GP/GS:** 0/0

**ACQUIRED:** D5a-'24

**AT A GLANCE**

- A rookie cornerback who appeared in 43 career games (34 starts) over four seasons (2020-23) at the University of Missouri.
- Recorded 135 tackles (103 solo), seven interceptions (nine yds.), 40 passes defended and one fumble recovery while also returning 29 kickoffs for 603 yards (20.8 avg.) with one touchdown during his collegiate career.
- Was named second-team All-America by the Associated Press and first-team All-SEC in 2023 after starting all 13 games played, totaling career highs in tackles (50), interceptions (4) and passes defended (16).
- Started all 12 games played, totaling 48 tackles (36 solo) and 14 passes defended while also totaling 99 yards on six kickoff returns (16.5 avg.).
- Made the transition to defensive back, starting 10-of-13 games played and leading the team with 10 passes defended along with three interceptions, 37 tackles (30 solo) and one fumble recovery.
- Attended Spanish Fort (Ala.) High School, where as a senior he started 12-of-14 games and threw for 723 yards and nine scores while also rushing for 1,745 yards and 19 touchdowns and returned two interceptions for touchdowns.
- Selected by the Broncos in the fifth round (145th overall) of the 2024 NFL Draft.

**2023:** Abrams-Draine started all 13 games played, totaling career highs in tackles (50), interceptions (4) and passes defended (16)... Was named second-team All-America by the Associated Press and first-team All-SEC... Led the SEC and ranked fifth in the nation in passes defended (16) and ranked third in the league in interceptions (4)... Became the first Tiger to log an interception in three consecutive games since CB Aarion Penton in 2016.

**2022:** Abrams-Draine started all 12 games played, totaling 48 tackles (36 solo) and 14 passes defended... His 14 passes defended were the second-most in the SEC behind Alabama CB Kool-Aid McKinstry and tied for the ninth-most in the country... Totaled 99 yards on six kickoff returns (16.5 avg.).

**2021:** Abrams-Draine made the transition to defensive back, starting 10-of-13 games played and leading the team with 10 passes defended along with three interceptions, 37 tackles (30 solo) and one fumble recovery... Also returned 21 kickoffs for 471 yards (22.4 avg.) with one touchdown.

**2020:** Abrams-Draine joined Missouri as a wide receiver, playing in five total games.

**HIGH SCHOOL:** Abrams-Draine attended Spanish Fort (Ala.) High School, where he moved from quarterback to wide receiver during his senior season... As a senior, started 12-of-14 games and threw for 723 yards and nine scores while also rushing for 1,745 yards and 19 touchdowns... Also returned two interceptions for touchdowns as a senior... Finished second in the ASWA All-State Super 12 and was the runner-up for Mr. Football in Alabama.

**PERSONAL:** Abrams-Draine earned his bachelor's degree in business from the University of Missouri... Kris Abrams-Draine was born on Oct. 4, 2001, in Mobile, Ala.

**Transactions**

Signed by Denver as a draft choice 5/10/24.





Kris Abrams-Draine's NFL Regular Season Defensive Statistics


| DATE              | TEAM    | GP       | GS       | TACKLES  |          |          |          |          |          |            | INTERCEPTIONS |          |          |          |          | O. FUMB  |          |          |          | ST       |          |          |          | MISC     |          |          |          |          |   |
|-------------------|---------|----------|----------|----------|----------|----------|----------|----------|----------|------------|---------------|----------|----------|----------|----------|----------|----------|----------|----------|----------|----------|----------|----------|----------|----------|----------|----------|----------|---|
|                   |         |          |          | TK       | S        | A        | TFL      | YDS      | SK       | YDS        | QBH           | NO       | YDS      | LG       | TD       | PD       | FF       | FR       | TD       | YDS      | TK       | S        | A        | FF       | FR       | S        | A        |          |   |
| 2024              | Broncos | 0        | 0        | 0        | 0        | 0        | 0        | 0        | 0        | 0.0        | 0.0           | 0        | 0        | 0        | 0        | 0        | 0        | 0        | 0        | 0        | 0        | 0        | 0        | 0        | 0        | 0        | 0        | 0        | 0 |
| <b>NFL TOTALS</b> |         | <b>0</b> | <b>0</b> | <b>0</b> | <b>0</b> | <b>0</b> | <b>0</b> | <b>0</b> | <b>0</b> | <b>0.0</b> | <b>0.0</b>    | <b>0</b> | <b>0</b> | <b>0</b> | <b>0</b> | <b>0</b> | <b>0</b> | <b>0</b> | <b>0</b> | <b>0</b> | <b>0</b> | <b>0</b> | <b>0</b> | <b>0</b> | <b>0</b> | <b>0</b> | <b>0</b> | <b>0</b> |   |

2024 GAME-BY-GAME REGULAR-SEASON STATISTICS (BRONCOS)

| DATE               | OPPONENT      | P/S | TACKLES  |          |          |          |          |          |          | INTERCEPTIONS    |          |          |          |          | O. FUMB  |          |          |          | ST       |          |          |          | MISC     |          | SCORE    |          |            |       |
|--------------------|---------------|-----|----------|----------|----------|----------|----------|----------|----------|------------------|----------|----------|----------|----------|----------|----------|----------|----------|----------|----------|----------|----------|----------|----------|----------|----------|------------|-------|
|                    |               |     | TK       | S        | A        | SK       | YDS      | TFL      | YDS      | QBH              | NO       | YDS      | LG       | TD       | PD       | FF       | FR       | TD       | YDS      | TK       | S        | A        | FF       | FR       |          | S        | A          | W/L   |
| 09/08              | at Seahawks   |     |          |          |          |          |          |          |          | ON INACTIVE LIST |          |          |          |          |          |          |          |          |          |          |          |          |          |          |          |          | L          | 20-26 |
| 09/15              | Steelers      |     |          |          |          |          |          |          |          | ON INACTIVE LIST |          |          |          |          |          |          |          |          |          |          |          |          |          |          |          |          | L          | 6-13  |
| 09/22              | at Buccaneers |     |          |          |          |          |          |          |          | ON INACTIVE LIST |          |          |          |          |          |          |          |          |          |          |          |          |          |          |          |          | W          | 26-7  |
| 09/29              | at Jets       |     |          |          |          |          |          |          |          | ON INACTIVE LIST |          |          |          |          |          |          |          |          |          |          |          |          |          |          |          |          | W          | 10-9  |
| 10/06              | Raiders       |     |          |          |          |          |          |          |          | ON INACTIVE LIST |          |          |          |          |          |          |          |          |          |          |          |          |          |          |          |          | W          | 34-18 |
| <b>2024 TOTALS</b> |               |     | <b>0</b> | <b>0</b> | <b>0</b> | <b>0</b> | <b>0</b> | <b>0</b> | <b>0</b> | <b>0</b>         | <b>0</b> | <b>0</b> | <b>0</b> | <b>0</b> | <b>0</b> | <b>0</b> | <b>0</b> | <b>0</b> | <b>0</b> | <b>0</b> | <b>0</b> | <b>0</b> | <b>0</b> | <b>0</b> | <b>0</b> | <b>0</b> | <b>3-2</b> |       |







45 TE



# NATE ADKINS

**HEIGHT/WEIGHT:** 6-3 / 252

**COLLEGE:** South Carolina

**BIRTHDAY:** Jul. 9, 1999

**BORN:** Knoxville, Tenn.

**NFL EXPERIENCE:** 2nd YR

**BRONCOS EXPERIENCE:** 2nd YR

**GP/GS:** 15/4

**ACQUIRED:** CFA-'23

## AT A GLANCE

- A second-year tight end who appeared in 15 games (4 starts) for the Broncos from 2023-24, catching seven passes for 36 yards (5.1 avg.) as well as making one special-teams tackle.
- Appeared in 56 career collegiate games (37 starts) between East Tennessee State (2018-21) and South Carolina (2022).
- Recorded 86 catches for 917 yards (10.7 avg.) with four touchdowns during his career.
- Started 9-of-13 games played with the Gamecocks in 2022, totaling 13 receptions for 168 yards (12.9 avg.).
- Earned second-team All-SoCon honors in his final season at East Tennessee in 2021 after starting 11-of-13 games and totaling 33 catches for 357 yards (10.2 avg.) with one touchdown.
- Garnered first-team All-SoCon honors for the second consecutive year in 2020 and posted 10 receptions for 101 yards (10.1 avg.) in six games (4 starts) played for the Buccaneers.
- Voted first-team All-SoCon in 2019 after starting all 12 games played and catching 25 passes for 241 yards (9.6 avg.) with two touchdowns.
- Attended Bearden High School (Knoxville, Tenn.), where he was three-time all-conference selection.
- Tallied 76 tackles, 14 tackles for loss, six sacks and one fumble recovery as a senior.
- Entered the NFL as a college free agent with the Broncos on May 12, 2023.

**2023:** Adkins appeared in 10 games (1 start) during his rookie year after signing with Denver as a college free agent, catching four passes for 22 yards (5.5 avg.) as well as making one special-teams tackle... Made his NFL debut vs. Was. (9/17)... Caught his first NFL pass from QB Russell Wilson, carrying it for an 11-yard gain at Mia. (9/24)... Caught two passes for eight yards (4.0 avg.) at Chi. (10/1)... Recorded his first career special-teams tackle and also made a three-yard catch in the win vs. G.B. (10/22)... Made his first career start vs. Min. (11/19).

**COLLEGE:** Adkins appeared in 56 games (37 starts) between the University of South Carolina (2022) and East Tennessee State (2018-21)... Recorded 86 catches for 917 yards (10.7 avg.) with four touchdowns during his career... In his lone season with South Carolina, started 9-of-13 games, totaling 13 receptions for 168 yards (12.9 avg.) and also rushed one time for one yard... Earned second-team All-SoCon honors in 2021 after starting 11-of-13 games for East Tennessee State University, totaling 33 receptions for 357 yards (10.2 avg.) with one touchdown... Helped the Buccaneers rank in the Top-10 in the FCS as a senior... Appeared in six games (4 starts) in 2020, producing 10 catches for 101 yards (10.1 avg.) to earn first-team All-SoCon honors for the second consecutive season... Was voted All-SoCon first team in 2019 after starting all 12 games played and catching 25 passes for 241 yards (9.6 avg.) with two touchdowns

**PERSONAL:** Adkins attended Bearden High School in Knoxville, Tenn., where he was a three-time all-conference selection... Totalled 76 tackles, 14 tackles for loss, six sacks and one fumble recovery as a senior... Also played offensive tackle... Also lettered in baseball, where he was named all-conference once... Nate Adkins was born on July 9, 1999 in Knoxville, Tenn.

## Transactions

Signed by Denver as a college free agent 5/12/23.

### REGULAR SEASON COMPARISON: RECEIVING - LOS ANGELES CHARGERS

| DATE          | OPP         | W/L | GP/GS      | REC        | YDS.     | AVG.     | TD       | LG       | TGTS     | YAC      |
|---------------|-------------|-----|------------|------------|----------|----------|----------|----------|----------|----------|
| 12/31/23      | DEN vs. LAC | W   | P          | 0          | 0        | 0        | 0        | 0        | 0        | 0        |
| <b>TOTALS</b> |             |     | <b>1/0</b> | <b>1/0</b> | <b>0</b> | <b>0</b> | <b>0</b> | <b>0</b> | <b>0</b> | <b>0</b> |





Nate Adkins' NFL Regular Season Rushing/Receiving Statistics

| DATE              | TEAM    | GP        | GS       | RECEIVING |           |            |           |          | RUSHING  |          |            |          |          |
|-------------------|---------|-----------|----------|-----------|-----------|------------|-----------|----------|----------|----------|------------|----------|----------|
|                   |         |           |          | NO.       | YDS.      | AVG.       | LG        | TD       | NO.      | YDS.     | AVG.       | LG       | TD       |
| 2023              | Broncos | 10        | 1        | 4         | 22        | 5.5        | 11        | 0        | 0        | 0        | 0.0        | 0        | 0        |
| 2024              | Broncos | 5         | 3        | 3         | 14        | 4.7        | 8         | 0        | 0        | 0        | 0.0        | 0        | 0        |
| <b>NFL TOTALS</b> |         | <b>15</b> | <b>4</b> | <b>7</b>  | <b>36</b> | <b>5.1</b> | <b>11</b> | <b>0</b> | <b>0</b> | <b>0</b> | <b>0.0</b> | <b>0</b> | <b>0</b> |

Nate Adkins' NFL Regular Season Return Statistics

| DATE              | TEAM    | KICKOFF RETURNS |          |            |          |          | PUNT RETURNS |          |          |            |          |          |
|-------------------|---------|-----------------|----------|------------|----------|----------|--------------|----------|----------|------------|----------|----------|
|                   |         | RET.            | YDS.     | AVG.       | LG       | TD       | NO.          | FC       | YDS.     | AVG.       | LG       | TD       |
| 2023              | Broncos | 0               | 0        | 0.0        | 0        | 0        | 0            | 0        | 0        | 0.0        | 0        | 0        |
| 2024              | Broncos | 0               | 0        | 0.0        | 0        | 0        | 0            | 0        | 0        | 0.0        | 0        | 0        |
| <b>NFL TOTALS</b> |         | <b>0</b>        | <b>0</b> | <b>0.0</b> | <b>0</b> | <b>0</b> | <b>0</b>     | <b>0</b> | <b>0</b> | <b>0.0</b> | <b>0</b> | <b>0</b> |

SINGLE-GAME HIGHS: RECEIVING

- Receptions** 2 at Chicago Bears, Oct 01, 2023  
1 vs. Green Bay Packers, Oct 22, 2023  
1 at Miami Dolphins, Sep 24, 2023
- Receiving Yards** 11 at Miami Dolphins, Sep 24, 2023  
8 at Chicago Bears, Oct 01, 2023  
3 vs. Green Bay Packers, Oct 22, 2023
- Longest Receptions** 11 at Miami Dolphins, Sep 24, 2023  
8 vs. Las Vegas Raiders, Oct 06, 2024  
6 at Tampa Bay Buccaneers, Sep 22, 2024  
6 at Chicago Bears, Oct 01, 2023  
3 vs. Green Bay Packers, Oct 22, 2023
- All-Purpose Yards** 11 at Miami Dolphins, Sep 24, 2023  
8 at Chicago Bears, Oct 01, 2023  
3 vs. Green Bay Packers, Oct 22, 2023
- Special Teams Tackles** 1 vs. Green Bay Packers, Oct 22, 2023






2023 GAME-BY-GAME REGULAR-SEASON STATISTICS (BRONCOS)

| DATE               | OPPONENT    | P/S         | RECEIVING        |           |            |           |          | RUSHING  |          |            |          |          | W/L        | SCORE |
|--------------------|-------------|-------------|------------------|-----------|------------|-----------|----------|----------|----------|------------|----------|----------|------------|-------|
|                    |             |             | NO.              | YDS.      | AVG.       | LG        | TD       | NO.      | YDS.     | AVG.       | LG       | TD       |            |       |
| 09/10              | Raiders     |             | ON INACTIVE LIST |           |            |           |          |          |          |            |          |          | L          | 16-17 |
| 09/17              | Commanders  | P           | 0                | 0         | 0.0        | 0         | 0        | 0        | 0        | 0.0        | 0        | 0        | L          | 33-35 |
| 09/24              | at Dolphins | P           | 1                | 11        | 11.0       | 11        | 0        | 0        | 0        | 0.0        | 0        | 0        | L          | 20-70 |
| 10/01              | at Bears    | P           | 2                | 8         | 4.0        | 6         | 0        | 0        | 0        | 0.0        | 0        | 0        | W          | 31-28 |
| 10/08              | Jets        | P           | 0                | 0         | 0.0        | 0         | 0        | 0        | 0        | 0.0        | 0        | 0        | L          | 21-31 |
| 10/12              | at Chiefs   |             | ON INACTIVE LIST |           |            |           |          |          |          |            |          |          | L          | 8-19  |
| 10/22              | Packers     | P           | 1                | 3         | 3.0        | 3         | 0        | 0        | 0        | 0.0        | 0        | 0        | W          | 19-17 |
| 10/29              | Chiefs      | P           | 0                | 0         | 0.0        | 0         | 0        | 0        | 0        | 0.0        | 0        | 0        | W          | 24-9  |
| 11/13              | at Bills    |             | ON INACTIVE LIST |           |            |           |          |          |          |            |          |          | W          | 24-22 |
| 11/19              | Vikings     | S           | 0                | 0         | 0.0        | 0         | 0        | 0        | 0        | 0.0        | 0        | 0        | W          | 21-20 |
| 11/26              | Browns      | P           | 0                | 0         | 0.0        | 0         | 0        | 0        | 0        | 0.0        | 0        | 0        | W          | 29-12 |
| 12/03              | at Texans   |             | ON INACTIVE LIST |           |            |           |          |          |          |            |          |          | L          | 17-22 |
| 12/10              | at Chargers |             | ON INACTIVE LIST |           |            |           |          |          |          |            |          |          | W          | 24-7  |
| 12/16              | at Lions    |             | ON INACTIVE LIST |           |            |           |          |          |          |            |          |          | L          | 17-42 |
| 12/24              | Patriots    |             | ON INACTIVE LIST |           |            |           |          |          |          |            |          |          | L          | 23-26 |
| 12/31              | Chargers    | P           | 0                | 0         | 0.0        | 0         | 0        | 0        | 0        | 0.0        | 0        | 0        | W          | 16-9  |
| 01/07              | at Raiders  | P           | 0                | 0         | 0.0        | 0         | 0        | 0        | 0        | 0.0        | 0        | 0        | L          | 14-27 |
| <b>2023 TOTALS</b> |             | <b>10-1</b> | <b>4</b>         | <b>22</b> | <b>5.5</b> | <b>11</b> | <b>0</b> | <b>0</b> | <b>0</b> | <b>0.0</b> | <b>0</b> | <b>0</b> | <b>8-9</b> |       |

2024 GAME-BY-GAME REGULAR-SEASON STATISTICS (BRONCOS)

| DATE               | OPPONENT      | P/S        | RECEIVING |           |            |          |          | RUSHING  |          |            |          |          | W/L        | SCORE |
|--------------------|---------------|------------|-----------|-----------|------------|----------|----------|----------|----------|------------|----------|----------|------------|-------|
|                    |               |            | NO.       | YDS.      | AVG.       | LG       | TD       | NO.      | YDS.     | AVG.       | LG       | TD       |            |       |
| 09/08              | at Seahawks   | S          | 0         | 0         | 0.0        | 0        | 0        | 0        | 0        | 0.0        | 0        | 0        | L          | 20-26 |
| 09/15              | Steelers      | S          | 0         | 0         | 0.0        | 0        | 0        | 0        | 0        | 0.0        | 0        | 0        | L          | 6-13  |
| 09/22              | at Buccaneers | P          | 1         | 6         | 6.0        | 6        | 0        | 0        | 0        | 0.0        | 0        | 0        | W          | 26-7  |
| 09/29              | at Jets       | S          | 1         | 0         | 0.0        | 0        | 0        | 0        | 0        | 0.0        | 0        | 0        | W          | 10-9  |
| 10/06              | Raiders       | P          | 1         | 8         | 8.0        | 8        | 0        | 0        | 0        | 0.0        | 0        | 0        | W          | 34-18 |
| <b>2024 TOTALS</b> |               | <b>5-3</b> | <b>3</b>  | <b>14</b> | <b>4.7</b> | <b>8</b> | <b>0</b> | <b>0</b> | <b>0</b> | <b>0.0</b> | <b>0</b> | <b>0</b> | <b>3-2</b> |       |





99 DE



# ZACH ALLEN

**HEIGHT/WEIGHT:** 6-4 / 281

**COLLEGE:** Boston College

**BIRTHDAY:** Aug. 20, 1997

**BORN:** New Canaan, Conn.

**NFL EXPERIENCE:** 6th YR

**BRONCOS EXPERIENCE:** 2nd YR

**GP/GS:** 67/57

**ACQUIRED:** UFA (Ari.)-'23

## AT A GLANCE

- A sixth-year defensive end who has appeared in 67 games (57 starts) and one postseason game (1 start) with Arizona (2019-22) and Denver (2023-24), totaling 219 tackles (119 solo), 19.5 sacks (128.0 yds.), one interception (25 yds.), 16 passes defended, one forced fumble, three fumble recoveries (1 TD) and blocked one field goal.
- Ranks sixth in passes defended (13) and fourth in tackles (176) while tied for the sixth-most fumble recoveries (3) among all NFL defensive ends since 2021.
- Set a career high with 60 tackles (27 solo) along with five sacks (44.5 yds.), one pass defended and one forced fumble in 17 starts during his first season with the Broncos in 2023.
- Tied for the most passes defended (8) among all NFL defensive ends while also producing a career-high 5.5 sacks (40.5 yds.) to go along with 47 tackles (23 solo) in 13 starts in 2022.
- Appeared in a career-high 15 games (14 starts) in 2021, producing career highs with 48 tackles (30 solo), one interception (25 yds.) and three fumble recoveries (1 TD) along with four sacks (16 yds.) and four passes defended.
- Made 35 tackles (20 solo), two sacks (18 yds.) and three passes defended in 13 games (7 starts) in 2020.
- Appeared in 50 games in four seasons at Boston College (2015-18), totaling 199 tackles (106 solo), 18.5 sacks (115 yds.), two interceptions, 16 passes defended, one forced fumble, four fumble recoveries and two blocked kicks.
- Named second-team All-ACC after starting all 12 games as a senior in 2018, totaling 61 tackles (26 solo), 6.5 sacks (36 yds.), one interception, eight passes defended, one forced fumble, two fumble recoveries and two blocked kicks.
- Started all 13 games and was one-of-two defensive linemen nationally with 100+ tackles in 2017, earning All-ACC honorable mention.
- Selected by the Cardinals in the third round (65th overall) of the 2019 NFL Draft.
- Signed by Denver as an unrestricted free agent on March 15, 2023.

**2024:** Allen has started five games for Denver, totaling 21 tackles (13 solo) with three sacks (9 yds.)... Totaled four tackles (2 solo), one sack (1 yd.) and four quarterback hits vs. Pit. (9/15)... Marked a career-high eight total pressures according to the NFL's Next Gen Stats against the Steelers... Recorded three tackles (1 solo) including a sack (1 yd.) at T.B. (9/22)... Totaled five tackles (4 solo) including three quarterback hits at NYJ (9/29)... Tallied a season-high seven tackles (5 solo), one sack (7 yds.) and two quarterback hits vs. L.V. (10/6)... His 12 total quarterback hits in 2024 are the second most in the NFL.

**2023:** Allen started all 17 games in his first season with Denver, totaling 60 tackles (27 solo), five sacks (44.5 yds.), one pass defended and one forced fumble... Made his Broncos debut vs. L.V. (9/10), totaling five tackles (2 solo), including one quarterback hit and one tackle for loss... Made seven tackles (3 solo) along with two tackles for loss at Mia. (9/24)... Posted four assisted tackles—including assisting on a sack (4 yds.)—and produced two quarterback hits in the comeback victory at Chi. (10/1)... Recorded his first career forced fumble along with five tackles (4 solo) and one sack (12 yds.) vs. NYJ (10/8)... Sacked Chiefs' QB Patrick Mahomes for an 11-yard loss and also totaled four tackles (2 solo) at K.C. (10/12)... Registered four tackles (3 solo) and one quarterback hit in the win vs. G.B. (10/22)... Totaled four tackles (3 solo), 0.5 sacks (3.5 yds.) and one tackle for loss in the win vs. K.C. (10/29)... Made five tackles (3 solo), including one tackle for loss and two quarterback hits, in the win vs. Min. (11/19)... Assisted OLB Nik Bonitto on a sack for a safety in the win vs. Cle. (11/26)... Assisted on one sack (1.5 yds.) and also made six tackles (2 solo) at Hou. (12/3)... Recorded one sack (10 yds.) and three quarterback hits at LAC (12/10)... Recorded his first career field goal block and also made two tackles (1 solo) vs. LAC (12/31)... Made six tackles (1 solo) and had one quarterback hit at L.V. (1/7).

**2022:** Allen had a career-high 5.5 sacks (40.5 yds.) and eight passes defended to go along with 47 tackles (23 solo) in 13 starts... Tied for first among defensive ends in passes defended (8) and was the only player in the NFL to total at least five sacks and eight pass breakups... Posted a pass defended and two tackles (1 solo) at L.V. (9/18)... Registered a career-high three passes defended along with a nine-yard sack and six tackles (3 solo) at Car. (10/2)... Notched sacks in back-to-back games, recording one sack (11 yds.) while posting a pass defended and eight tackles (5 solo) vs. Phi. (10/9)... Had three tackles (2 solo) and a pass defended vs. N.O. (10/20)... Produced 0.5 sacks (2.5 yds.) and five tackles (2 solo) vs. Sea. (11/6)... Tallied a four-yard sack along with four tackles (2 solo) at LAR (11/13)... Broke up one pass and made two tackles (1





solo) and one sack (4 yds.) vs. LAC (11/27)... Brought down Patriots QB Mac Jones for a 10-yard loss and also made two solo tackles and one pass defended vs. N.E. (12/12)... Was inactive for Games 14-17.

**2021:** Allen appeared in 15 games (14 starts), producing career marks of 48 tackles (30 solo), one interception (25 yds.) and three fumble recoveries (1 TD) along with four sacks (16 yds.) and four passes defended... Recovered his first career fumble and made two solo tackles at Jac. (9/26)... Totaled five tackles (4 solo) and had a six-yard sack vs. S.F. (10/10)... Recorded a quarterback takedown in his second straight game while making six tackles (2 solo) vs. G.B. (10/28)... Broke up his fourth career pass and made a solo tackle at S.F. (11/7)... Tallied five tackles (4 solo) and recovered his second career fumble vs. Car. (11/14)... Posted one pass defended and made five tackles (3 solo) at Sea. (11/21)... Intercepted his first career pass for 25 yards while registering one sack and four tackles (1 solo) at Chi. (12/5)... Sacked the quarterback in back-to-back games for the second time in 2021 after bringing down Rams QB Matthew Stafford for 10 yards and made four tackles (3 solo) vs. LAR (12/13)... Made two tackles (1 solo) and had one pass defended at Dal. (1/2)... Scored his first career defensive touchdown after recovering a fumble from Seahawks QB Russell Wilson and returned it 16 yards while also totaling three tackles (2 solo) vs. Sea. (1/9)... Started the Cardinals' NFC Wild Card game at LAR (1/17), finishing with four tackles (1 solo).

**2020:** Allen made 35 tackles (20 solo), two sacks (18 yds.) and three passes defended in 13 games (7 starts)... Recorded his first career sack for four yards along with two solo tackles at S.F. (9/13)... Made four tackles (1 solo) at Car. (10/4)... Broke up his first career pass along with making three tackles (1 solo) at NYG (12/13)... Set a career-high 11 tackles (6 solo) along with one sack (14 yds.) and one pass defended vs. Phi. (12/20)... Made five tackles (3 solo) and broke up a pass at LAR (1/3)... Missed Games 8-10 after being placed on injured reserve (ankle) on Oct. 27.

**2019:** Allen played in four games (1 start) during his rookie season after being drafted in the third round (65th overall) by Arizona, totaling eight tackles (6 solo) on the season... Made his NFL debut and first career start vs. Det. (9/8), posting three solo tackles... Had his second three tackle game (2 solo) vs. Car. (9/22)... Was inactive for Games 5-10... Missed the final six games after being placed on injured reserve (neck) on Nov. 13.

**COLLEGE:** Allen appeared in 50 games in four seasons at Boston College (2015-18), totaling 199 tackles (106 solo), 18.5 sacks (115 yds.), two interceptions, 16 passes defended, one forced fumble, four fumble recoveries and two blocked kicks... Named second-team All-ACC after starting all 12 games as a senior in 2018, totaling 61 tackles (26 solo), 6.5 sacks (36 yds.), one interception, eight passes defended, one forced fumble, two fumble recoveries and two blocked kicks... Earned ACC Defensive Player of the Week honors after recording seven tackles and a sack while also blocking a kick vs. Louisville (10/13/18)... Was named ACC Defensive Player of the Week for the second time in 2018 after blocking another kick along with a pass defended, six tackles and a sack at Florida State (11/17/18)... Started all 13 games and was one-of-two defensive linemen nationally with 100+ tackles in 2017, earning All-ACC honorable mention... Finished the year with 100 tackles (47 solo), six sacks (37 yds.), one interception and four passes defended... Was named ACC Defensive Player of the Week for the first time in his career after totaling 14 tackles, including three tackles for loss, vs. Virginia Tech (10/7/17)... Played all 13 games (1 start) in 2016, registering 36 tackles (19 solo), six sacks (42 yds.), four passes defended and two fumble recoveries.

**PERSONAL:** Allen attended New Canaan (Conn.) High School, where he was named the 2014 Connecticut Gatorade Player of the Year... Helped the Rams win two state titles (2013, '14) as a three-year starter... Set the school record for career sacks (33), single-season sacks (13.5) and tied the single-game sack record (4.0)... Named to the USA Today All-USA Connecticut team and garnered All-Tri-State accolades, All-FCIAC and first-team MSG All-Metro honors in 2014... Produced 102 tackles, 13.5 sacks, two interceptions, seven forced fumbles, one fumble recovery, 12 passes defended and one defensive score as a senior... Also played basketball, earning All-FCIAC honorable mention... Was a four-year high honor roll student and member of the National Honor Society... Zach Allen as born on Aug. 20, 1997 in New Canaan, Conn.

**Transactions**

Signed by Arizona as a draft choice 5/9/19; Signed by Denver as an unrestricted free agent 3/15/23.

**REGULAR SEASON COMPARISON: DEFENSIVE - LOS ANGELES CHARGERS**

| DATE          | OPP         | W/L        | GP/GS      | TACKLES  |          |          |            |             |          |          | MISC     |          |          |          |          |
|---------------|-------------|------------|------------|----------|----------|----------|------------|-------------|----------|----------|----------|----------|----------|----------|----------|
|               |             |            |            | TOT      | SOLO     | ASST     | SACK       | YDS.        | INT      | TFL      | PD       | QBH      | TD       | FF       | FR       |
| 11/27/22      | ARZ vs. LAC | L          | S          | 2        | 1        | 1        | 1.0        | 4.0         | 0        | 1        | 1        | 4        | 0        | 0        | 0        |
| 12/10/23      | DEN @ LAC   | W          | S          | 1        | 1        | 0        | 1.0        | 10.0        | 0        | 1        | 0        | 3        | 0        | 0        | 0        |
| 12/31/23      | DEN vs. LAC | W          | S          | 2        | 1        | 1        | 0.0        | 0.0         | 0        | 0        | 0        | 1        | 0        | 0        | 0        |
| <b>TOTALS</b> |             | <b>2/1</b> | <b>3/3</b> | <b>5</b> | <b>3</b> | <b>2</b> | <b>2.0</b> | <b>14.0</b> | <b>0</b> | <b>2</b> | <b>1</b> | <b>8</b> | <b>0</b> | <b>0</b> | <b>0</b> |





Zach Allen's NFL Regular Season Defensive Statistics

| DATE              | TEAM      | GP        | GS        | TACKLES    |            |            |           |            |             |              | INTERCEPTIONS |          |           |           |          |           | O. FUMB  |          |          | ST        |          |          | MIS C    |          |          |          |          |          |          |          |          |
|-------------------|-----------|-----------|-----------|------------|------------|------------|-----------|------------|-------------|--------------|---------------|----------|-----------|-----------|----------|-----------|----------|----------|----------|-----------|----------|----------|----------|----------|----------|----------|----------|----------|----------|----------|----------|
|                   |           |           |           | TK         | S          | A          | TF        | YD         | SK          | YDS          | QB            | N        | YD        | L         | T        | P         | F        | F        | T        | YD        | T        | S        | A        | F        | R        | S        | A        |          |          |          |          |
| 2019              | Cardinals | 4         | 1         | 8          | 6          | 2          | 1         | 5          | 0.0         | 0.0          | 3             | 0        | 0         | 0         | 0        | 0         | 0        | 0        | 0        | 0         | 0        | 0        | 0        | 0        | 0        | 0        | 0        | 0        | 0        | 0        | 0        |
| 2020              | Cardinals | 13        | 7         | 35         | 20         | 15         | 5         | 23         | 2.0         | 18.0         | 6             | 0        | 0         | 0         | 0        | 3         | 0        | 0        | 0        | 0         | 0        | 0        | 0        | 0        | 0        | 0        | 0        | 0        | 0        | 0        |          |
| 2021              | Cardinals | 15        | 14        | 48         | 30         | 18         | 5         | 27         | 4.0         | 16.0         | 14            | 1        | 25        | 25        | 0        | 4         | 0        | 3        | 1        | 26        | 0        | 0        | 0        | 0        | 0        | 0        | 0        | 0        | 0        | 0        |          |
| 2022              | Cardinals | 13        | 13        | 47         | 23         | 24         | 10        | 46         | 5.5         | 40.5         | 20            | 0        | 0         | 0         | 0        | 8         | 0        | 0        | 0        | 0         | 0        | 0        | 0        | 0        | 0        | 0        | 0        | 0        | 0        | 0        |          |
| 2023              | Broncos   | 17        | 17        | 60         | 27         | 33         | 8         | 30         | 5.0         | 44.5         | 24            | 0        | 0         | 0         | 0        | 1         | 1        | 0        | 0        | 0         | 0        | 0        | 0        | 0        | 0        | 0        | 0        | 0        | 0        | 0        |          |
| 2024              | Broncos   | 5         | 5         | 21         | 13         | 8          | 5         | 11         | 3.0         | 9.0          | 12            | 0        | 0         | 0         | 0        | 0         | 0        | 0        | 0        | 0         | 0        | 0        | 0        | 0        | 0        | 0        | 0        | 0        | 0        | 0        |          |
| <b>NFL TOTALS</b> |           | <b>67</b> | <b>57</b> | <b>219</b> | <b>119</b> | <b>100</b> | <b>34</b> | <b>142</b> | <b>19.5</b> | <b>128.0</b> | <b>79</b>     | <b>1</b> | <b>25</b> | <b>25</b> | <b>0</b> | <b>16</b> | <b>1</b> | <b>3</b> | <b>1</b> | <b>26</b> | <b>0</b> | <b>0</b> | <b>0</b> | <b>0</b> | <b>0</b> | <b>0</b> | <b>0</b> | <b>0</b> | <b>0</b> | <b>0</b> | <b>0</b> |

Zach Allen's NFL Postseason Defensive Statistics

| DATE              | TEAM      | GP       | GS       | TACKLES  |          |          |          |          |            |            | INTERCEPTIONS |          |          |          |          |          | O. FUMB  |          |          | ST       |          |          | MISC     |          |          |          |          |          |          |          |
|-------------------|-----------|----------|----------|----------|----------|----------|----------|----------|------------|------------|---------------|----------|----------|----------|----------|----------|----------|----------|----------|----------|----------|----------|----------|----------|----------|----------|----------|----------|----------|----------|
|                   |           |          |          | TK       | S        | A        | TFL      | YDS      | SK         | YDS        | QB            | NO       | YDS      | LG       | TD       | PD       | FF       | FR       | TD       | YDS      | TK       | S        | A        | FF       | FR       | S        | A        |          |          |          |
| 2021              | Cardinals | 1        | 1        | 4        | 1        | 3        | 0        | 0        | 0.0        | 0.0        | 0             | 0        | 0        | 0        | 0        | 0        | 0        | 0        | 0        | 0        | 0        | 0        | 0        | 0        | 0        | 0        | 0        | 0        | 0        | 0        |
| <b>NFL TOTALS</b> |           | <b>1</b> | <b>1</b> | <b>4</b> | <b>1</b> | <b>3</b> | <b>0</b> | <b>0</b> | <b>0.0</b> | <b>0.0</b> | <b>0</b>      | <b>0</b> | <b>0</b> | <b>0</b> | <b>0</b> | <b>0</b> | <b>0</b> | <b>0</b> | <b>0</b> | <b>0</b> | <b>0</b> | <b>0</b> | <b>0</b> | <b>0</b> | <b>0</b> | <b>0</b> | <b>0</b> | <b>0</b> | <b>0</b> | <b>0</b> |

SINGLE-GAME HIGHS: DEFENSIVE

**Total Tackles** 11 vs. Philadelphia Eagles, Dec 20, 2020  
 8 vs. Philadelphia Eagles, Oct 09, 2022  
 7 vs. Las Vegas Raiders, Oct 06, 2024  
 7 at Miami Dolphins, Sep 24, 2023  
 6 at Las Vegas Raiders, Jan 07, 2024  
 ...3 more at 6.

**Solo Tackles** 6 vs. Philadelphia Eagles, Dec 20, 2020  
 5 vs. Las Vegas Raiders, Oct 06, 2024  
 5 vs. Philadelphia Eagles, Oct 09, 2022  
 4 at New York Jets, Sep 29, 2024  
 4 vs. New York Jets, Oct 08, 2023  
 ...2 more at 4.

**Sacks** 1.0 vs. Las Vegas Raiders, Oct 06, 2024  
 1.0 at Tampa Bay Buccaneers, Sep 22, 2024  
 1.0 vs. Pittsburgh Steelers, Sep 15, 2024  
 ...14 more at 1.0.

**Passes Defensed** 3 at Carolina Panthers, Oct 02, 2022  
 1 at Buffalo Bills, Nov 13, 2023  
 1 vs. New England Patriots, Dec 12, 2022  
 1 vs. Los Angeles Chargers, Nov 27, 2022  
 ...10 more at 1.

**Fumble Recoveries** 1 vs. Seattle Seahawks, Jan 09, 2022  
 1 vs. Carolina Panthers, Nov 14, 2021  
 1 at Jacksonville Jaguars, Sep 26, 2021

**Tackles For Loss**

2 at Miami Dolphins, Sep 24, 2023  
 2 vs. Philadelphia Eagles, Oct 09, 2022  
 2 vs. San Francisco 49ers, Oct 10, 2021  
 1 vs. Las Vegas Raiders, Oct 06, 2024  
 ...27 more at 1.

**Interceptions**

1 at Chicago Bears, Dec 05, 2021

**Interception Return Yards**

25 at Chicago Bears, Dec 05, 2021

**Safeties**

1 at Seattle Seahawks, Sep 08, 2024

**Longest Opp Fumble Return**

16 vs. Seattle Seahawks, Jan 09, 2022  
 10 vs. Carolina Panthers, Nov 14, 2021

SINGLE-GAME HIGHS - POSTSEASON: DEFENSIVE

**Total Tackles** 4 at Los Angeles Rams, Jan 17, 2022

**Solo Tackles** 1 at Los Angeles Rams, Jan 17, 2022





2023 GAME-BY-GAME REGULAR-SEASON STATISTICS (BRONCOS)

| DATE               | OPPONENT    | P/S          | TACKLES   |           |           |            |             |          |           |           |          | INTERCEPTIONS |          |          |          |          | O. FUMB  |          |          |          | ST       |          |          |          |          | MISC     |            |       | SCORE |
|--------------------|-------------|--------------|-----------|-----------|-----------|------------|-------------|----------|-----------|-----------|----------|---------------|----------|----------|----------|----------|----------|----------|----------|----------|----------|----------|----------|----------|----------|----------|------------|-------|-------|
|                    |             |              | TK        | S         | A         | SK         | YDS         | TFL      | YDS       | QBH       | NO       | YDS           | LG       | TD       | PD       | FF       | FR       | TD       | YDS      | TK       | S        | A        | FF       | FR       | S        | A        | W/L        |       |       |
| 09/10              | Raiders     | S            | 5         | 2         | 3         | 0.0        | 0.0         | 1        | 3         | 1         | 0        | 0             | 0        | 0        | 0        | 0        | 0        | 0        | 0        | 0        | 0        | 0        | 0        | 0        | 0        | 0        | L          | 16-17 |       |
| 09/17              | Commanders  | S            | 2         | 0         | 2         | 0.0        | 0.0         | 0        | 0         | 2         | 0        | 0             | 0        | 0        | 0        | 0        | 0        | 0        | 0        | 0        | 0        | 0        | 0        | 0        | 0        | L        | 33-35      |       |       |
| 09/24              | at Dolphins | S            | 7         | 3         | 4         | 0.0        | 0.0         | 2        | 2         | 0         | 0        | 0             | 0        | 0        | 0        | 0        | 0        | 0        | 0        | 0        | 0        | 0        | 0        | 0        | 0        | L        | 20-70      |       |       |
| 10/01              | at Bears    | S            | 4         | 0         | 4         | 0.5        | 4.0         | 0        | 0         | 3         | 0        | 0             | 0        | 0        | 0        | 0        | 0        | 0        | 0        | 0        | 0        | 0        | 0        | 0        | 0        | W        | 31-28      |       |       |
| 10/08              | Jets        | S            | 5         | 4         | 1         | 1.0        | 12.0        | 1        | 1         | 2         | 0        | 0             | 0        | 0        | 0        | 1        | 0        | 0        | 0        | 0        | 0        | 0        | 0        | 0        | 0        | L        | 21-31      |       |       |
| 10/12              | at Chiefs   | S            | 4         | 2         | 2         | 1.0        | 11.0        | 1        | 11        | 1         | 0        | 0             | 0        | 0        | 0        | 0        | 0        | 0        | 0        | 0        | 0        | 0        | 0        | 0        | 0        | L        | 8-19       |       |       |
| 10/22              | Packers     | S            | 4         | 3         | 1         | 0.0        | 0.0         | 0        | 0         | 1         | 0        | 0             | 0        | 0        | 0        | 0        | 0        | 0        | 0        | 0        | 0        | 0        | 0        | 0        | 0        | W        | 19-17      |       |       |
| 10/29              | Chiefs      | S            | 4         | 3         | 1         | 0.5        | 3.5         | 1        | 3         | 1         | 0        | 0             | 0        | 0        | 0        | 0        | 0        | 0        | 0        | 0        | 0        | 0        | 0        | 0        | 0        | W        | 24-9       |       |       |
| 11/13              | at Bills    | S            | 1         | 1         | 0         | 0.0        | 0.0         | 0        | 0         | 2         | 0        | 0             | 0        | 0        | 1        | 0        | 0        | 0        | 0        | 0        | 0        | 0        | 0        | 0        | 0        | W        | 24-22      |       |       |
| 11/19              | Vikings     | S            | 5         | 3         | 2         | 0.0        | 0.0         | 1        | 0         | 2         | 0        | 0             | 0        | 0        | 0        | 0        | 0        | 0        | 0        | 0        | 0        | 0        | 0        | 0        | 0        | W        | 21-20      |       |       |
| 11/26              | Browns      | S            | 1         | 0         | 1         | 0.5        | 2.5         | 0        | 0         | 1         | 0        | 0             | 0        | 0        | 0        | 0        | 0        | 0        | 0        | 0        | 0        | 0        | 0        | 0        | 0        | W        | 29-12      |       |       |
| 12/03              | at Texans   | S            | 6         | 2         | 4         | 0.5        | 1.5         | 0        | 0         | 1         | 0        | 0             | 0        | 0        | 0        | 0        | 0        | 0        | 0        | 0        | 0        | 0        | 0        | 0        | 0        | L        | 17-22      |       |       |
| 12/10              | at Chargers | S            | 1         | 1         | 0         | 1.0        | 10.0        | 1        | 10        | 3         | 0        | 0             | 0        | 0        | 0        | 0        | 0        | 0        | 0        | 0        | 0        | 0        | 0        | 0        | 0        | W        | 24-7       |       |       |
| 12/16              | at Lions    | S            | 0         | 0         | 0         | 0.0        | 0.0         | 0        | 0         | 1         | 0        | 0             | 0        | 0        | 0        | 0        | 0        | 0        | 0        | 0        | 0        | 0        | 0        | 0        | 0        | L        | 17-42      |       |       |
| 12/24              | Patriots    | S            | 3         | 1         | 2         | 0.0        | 0.0         | 0        | 0         | 1         | 0        | 0             | 0        | 0        | 0        | 0        | 0        | 0        | 0        | 0        | 0        | 0        | 0        | 0        | 0        | L        | 23-26      |       |       |
| 12/31              | Chargers    | S            | 2         | 1         | 1         | 0.0        | 0.0         | 0        | 0         | 1         | 0        | 0             | 0        | 0        | 0        | 0        | 0        | 0        | 0        | 0        | 0        | 0        | 0        | 0        | 0        | W        | 16-9       |       |       |
| 01/07              | at Raiders  | S            | 6         | 1         | 5         | 0.0        | 0.0         | 0        | 0         | 1         | 0        | 0             | 0        | 0        | 0        | 0        | 0        | 0        | 0        | 0        | 0        | 0        | 0        | 0        | 0        | L        | 14-27      |       |       |
| <b>2023 TOTALS</b> |             | <b>17-17</b> | <b>60</b> | <b>27</b> | <b>33</b> | <b>5.0</b> | <b>44.5</b> | <b>8</b> | <b>30</b> | <b>24</b> | <b>0</b> | <b>0</b>      | <b>0</b> | <b>0</b> | <b>1</b> | <b>1</b> | <b>0</b> | <b>0</b> | <b>0</b> | <b>0</b> | <b>0</b> | <b>0</b> | <b>0</b> | <b>0</b> | <b>0</b> | <b>0</b> | <b>8-9</b> |       |       |


2024 GAME-BY-GAME REGULAR-SEASON STATISTICS (BRONCOS)

| DATE               | OPPONENT      | P/S        | TACKLES   |           |          |            |            |          |           |           |          | INTERCEPTIONS |          |          |          |          | O. FUMB  |          |          |          | ST       |          |          |          |          | MISC       |       |       | SCORE |
|--------------------|---------------|------------|-----------|-----------|----------|------------|------------|----------|-----------|-----------|----------|---------------|----------|----------|----------|----------|----------|----------|----------|----------|----------|----------|----------|----------|----------|------------|-------|-------|-------|
|                    |               |            | TK        | S         | A        | SK         | YDS        | TFL      | YDS       | QBH       | NO       | YDS           | LG       | TD       | PD       | FF       | FR       | TD       | YDS      | TK       | S        | A        | FF       | FR       | S        | A          | W/L   |       |       |
| 09/08              | at Seahawks   | S          | 2         | 1         | 1        | 0.0        | 0.0        | 1        | 1         | 1         | 0        | 0             | 0        | 0        | 0        | 0        | 0        | 0        | 0        | 0        | 0        | 0        | 0        | 0        | 0        | 0          | L     | 20-26 |       |
| 09/15              | Steelers      | S          | 4         | 2         | 2        | 1.0        | 1.0        | 1        | 1         | 4         | 0        | 0             | 0        | 0        | 0        | 0        | 0        | 0        | 0        | 0        | 0        | 0        | 0        | 0        | 0        | 0          | L     | 6-13  |       |
| 09/22              | at Buccaneers | S          | 3         | 1         | 2        | 1.0        | 1.0        | 1        | 1         | 2         | 0        | 0             | 0        | 0        | 0        | 0        | 0        | 0        | 0        | 0        | 0        | 0        | 0        | 0        | 0        | W          | 26-7  |       |       |
| 09/29              | at Jets       | S          | 5         | 4         | 1        | 0.0        | 0.0        | 1        | 1         | 3         | 0        | 0             | 0        | 0        | 0        | 0        | 0        | 0        | 0        | 0        | 0        | 0        | 0        | 0        | 0        | W          | 10-9  |       |       |
| 10/06              | Raiders       | S          | 7         | 5         | 2        | 1.0        | 7.0        | 1        | 7         | 2         | 0        | 0             | 0        | 0        | 0        | 0        | 0        | 0        | 0        | 0        | 0        | 0        | 0        | 0        | 0        | W          | 34-18 |       |       |
| <b>2024 TOTALS</b> |               | <b>5-5</b> | <b>21</b> | <b>13</b> | <b>8</b> | <b>3.0</b> | <b>9.0</b> | <b>5</b> | <b>11</b> | <b>12</b> | <b>0</b> | <b>0</b>      | <b>0</b> | <b>0</b> | <b>0</b> | <b>0</b> | <b>0</b> | <b>0</b> | <b>0</b> | <b>0</b> | <b>0</b> | <b>0</b> | <b>0</b> | <b>0</b> | <b>0</b> | <b>3-2</b> |       |       |       |

2021 GAME-BY-GAME POSTSEASON STATISTICS (CARDINALS)

| DATE               | OPPONENT | P/S        | TACKLES  |          |          |            |            |          |          |          |          | INTERCEPTIONS |          |          |          |          | O. FUMB  |          |          |          | ST       |          |          |          |          | MISC       |     |       | SCORE |
|--------------------|----------|------------|----------|----------|----------|------------|------------|----------|----------|----------|----------|---------------|----------|----------|----------|----------|----------|----------|----------|----------|----------|----------|----------|----------|----------|------------|-----|-------|-------|
|                    |          |            | TK       | S        | A        | SK         | YDS        | TFL      | YDS      | QBH      | NO       | YDS           | LG       | TD       | PD       | FF       | FR       | TD       | YDS      | TK       | S        | A        | FF       | FR       | S        | A          | W/L |       |       |
| 01/17              | at Rams  | S          | 4        | 1        | 3        | 0.0        | 0.0        | 0        | 0        | 0        | 0        | 0             | 0        | 0        | 0        | 0        | 0        | 0        | 0        | 0        | 0        | 0        | 0        | 0        | 0        | 0          | L   | 11-34 |       |
| <b>2021 TOTALS</b> |          | <b>1-1</b> | <b>4</b> | <b>1</b> | <b>3</b> | <b>0.0</b> | <b>0.0</b> | <b>0</b> | <b>0</b> | <b>0</b> | <b>0</b> | <b>0</b>      | <b>0</b> | <b>0</b> | <b>0</b> | <b>0</b> | <b>0</b> | <b>0</b> | <b>0</b> | <b>0</b> | <b>0</b> | <b>0</b> | <b>0</b> | <b>0</b> | <b>0</b> | <b>0-1</b> |     |       |       |





55 ILB



**CODY**  
**BARTON**

**HEIGHT/WEIGHT:** 6-2 / 237

**COLLEGE:** Utah

**BIRTHDAY:** Nov. 13, 1996

**BORN:** Salt Lake City

**NFL EXPERIENCE:** 6th YR

**BRONCOS EXPERIENCE:** 1st YR

**GP/GS:** 83/31

**ACQUIRED:** UFA (Was.)-'24

**AT A GLANCE**

- A sixth-year inside linebacker who has appeared in 83 games (31 starts) with Seattle (2019-22), Washington (2023) and Denver (2024), tallying 344 tackles (194 solo), two sacks (8 yds.), three interceptions (63 yds.), nine passes defended, two forced fumbles and two fumble recoveries.
- Appeared in four postseason games (3 starts) with Seattle (2019-20, '22), combining for 17 tackles (8 solo), one sack (1 yd.) and three passes defended.
- Started all 13 games played in 2023 in Washington, totaling 121 tackles (67 solo), one interception (52 yds.), one pass defended and one fumble recovery.
- Started 11-of-17 games in his final season in Seattle in 2022, recording career highs with 133 tackles (81 solo), two sacks (8 yds.), two interceptions (11 yds.) and six passes defended.
- Played in 16 games (2 starts) in 2019 after being drafted in the third round (88th overall) by Seattle, totaling 17 tackles (5 solo), one pass defended and one fumble recovery.
- Totaled 234 tackles (131 solo), nine sacks (53 yds.), one interception (7 yds.), 11 passes defended, one forced fumble and three fumble recoveries in 50 games (23 starts) at the University of Utah (2015-18).
- Earned honorable mention All-Pac 12 in 2018 after starting all 14 games and leading the team with 116 tackles (68 solo) along with four sacks (24 yds.), one interception (7 yds.), seven passes defended and one forced fumble.
- Selected by the Seahawks in the third round (88th overall) of the 2019 NFL Draft.
- Signed by the Broncos as an unrestricted free agent on March 18, 2024.

**2024:** Barton has appeared in five games for the Broncos (2 starts), totaling 29 tackles (16 solo)... Made his Broncos debut and tallied two tackles including a TFL at Sea. (9/8)... Recorded six tackles (3 solo) vs. Pit. (9/15)... Made his first start for the Broncos and led the team with 10 tackles (4 solo) at NYJ... Marked his first double-digit tackle performance for Denver... Tallied seven solo tackles vs. L.V. (10/6).

**2023:** Barton started all 13 games played in his lone season in Washington, totaling 121 tackles (67 solo), one interception (52 yds.), one pass defended and one fumble recovery... Made five tackles (3 solo) in his Commanders debut vs. Ari. (9/10)... Recovered one fumble and notched 10 tackles (4 solo) at Den. (9/17)... Tallied 13 tackles (7 solo) vs. Buf. (9/24)... Recorded a career-high 15 tackles (5 solo) and one tackle for loss at Atl. (10/15)... Made 11 tackles (5 solo) vs. Mia. (12/3) to start a streak of four consecutive games with double-digit tackles... Logged 13 tackles (5 solo) at LAR (12/17)... Intercepted one pass and returned it 52 yards along with making 10 tackles (7 solo) at NYJ (12/24)... Posted 12 tackles (9 solo) vs. S.F. (12/31).

**2022:** Barton started 11-of-17 games in his final season in Seattle, recording career highs with 133 tackles (81 solo), two sacks (8 yds.), two interceptions (11 yds.) and six passes defended... Recorded his first career sack along with 10 tackles (8 solo) in the season opener vs. Den. (9/12)... Posted his second-consecutive double-digit tackle game at S.F. (9/18), finishing with 11 tackles (4 solo)... Broke up one pass and made seven tackles (4 solo) at Det. (10/2)... Logged 12 tackles (7 solo) at N.O. (10/9)... Finished with five tackles (3 solo) and one pass defended vs. NYG (10/30)... Recorded his first career interception—returning it one yard—in addition to registering nine tackles (7 solo) at T.B. (11/13)... Made eight tackles and broke up one pass vs. L.V. (11/27)... Returned an interception 10 yards and also recorded seven tackles (4 solo) at LAR (12/4)... Registered a season-high 14 tackles (6 solo) vs. Car. (12/11)... Made 10 tackles (6 solo) vs. S.F. (12/15)... Logged one pass defended and seven tackles (6 solo) vs. LAR (1/8)... Started the NFC Wild Card Game at S.F. (1/14), totaling nine tackles (4 solo) and one pass defended.

**2021:** Barton registered 25 tackles (14 solo) and one pass defended in 16 games (1 start)... Notched five tackles (1 solo) and one quarterback hit at Min. (9/26)... Broke up one pass and made seven tackles (5 solo) vs. Det. (1/2)... Registered a season-high 11 tackles (7 solo) in the season finale at Ari. (1/9).

**2020:** Barton appeared in 16 games (2 starts) and made 19 tackles (11 solo) in addition to forcing two fumbles... Tallied 14 tackles (9 solo) in his second start of the season vs. Min. (10/11)... Appeared in the NFC Wild Card Game vs. LAR (1/9).

**2019:** Barton played in 16 games (2 starts) after being drafted in the third round (88th overall) by Seattle, totaling 17 tackles







(5 solo), one pass defended and one fumble recovery... Also made six special-teams tackles on 315 special-teams snaps... Started two games in the postseason, combining for eight tackles (4 solo), one sack (1 yd.) and two passes defended... Made his NFL debut in Week 1 vs. Cin. (9/8)... Recorded his first career defensive tackle at Atl. (10/27)... Broke up one pass and made four tackles (1 solo) in his first career start at LAR (12/8)... Recorded his first career double-digit tackle performance in his second consecutive start at Car. (12/15), finishing with 10 tackles (3 solo)... Produced five tackles (4 solo), one sack (1 yds.) and broke up two passes in his first career postseason game in the NFC Wild Card Round at Phi. (1/5)... Also assisted one three tackles in the NFC Divisional Round at G.B. (1/12).

**COLLEGE:** Barton was a four-year letterman at the University of Utah (2015-18), where he played in 50 games (23 starts)... Totaled 234 tackles (131 solo), nine sacks (53 yds.), one interception (7 yds.), 11 passes defended, one forced fumble and three fumble recoveries... Earned honorable mention All-Pac 12 in 2018 after starting all 14 games and leading the team with 116 tackles (68 solo) along with four sacks (24 yds.), one interception (7 yds.), seven passes defended and one forced fumble... Started 4-of-13 games played in 2017, where he totaled 45 tackles (23 solo), four sacks (27 yds.), one pass defended and three fumble recoveries... Finished the 2016 season with 66 tackles (37 solo), one sack (2 yds.) and three passes defended in 11 games (5 starts).

**PERSONAL:** Barton attended Brighton High School in Cottonwood Heights, Utah, where he was named first-team all-state during his senior season as a defensive back by the Salt Lake Tribune and Deseret News... As a senior, totaled 72 tackles and three interceptions while also catching 27 passes for 334 yards with two scores... Cody Barton was born on Nov. 13, 1996 in Salt Lake City.

**Transactions**

Signed by Seattle as a draft choice 6/10/19; Signed by Washington 3/13/23; Signed by Denver 3/18/24.

**REGULAR SEASON COMPARISON: DEFENSIVE - LOS ANGELES CHARGERS**

| DATE          | OPP       | W/L | GP/GS      | TACKLES    |          |          |          |            |            |          | MISC     |          |          |          |          |          |
|---------------|-----------|-----|------------|------------|----------|----------|----------|------------|------------|----------|----------|----------|----------|----------|----------|----------|
|               |           |     |            | TOT        | SOLO     | ASST     | SACK     | YDS.       | INT        | TFL      | PD       | QBH      | TD       | FF       | FR       |          |
| 10/23/22      | SEA @ LAC | W   | P          | 4          | 4        | 0        | 0.0      | 0.0        | 0          | 0        | 0        | 0        | 0        | 0        | 0        | 0        |
| <b>TOTALS</b> |           |     | <b>1/0</b> | <b>1/0</b> | <b>4</b> | <b>4</b> | <b>0</b> | <b>0.0</b> | <b>0.0</b> | <b>0</b> | <b>0</b> | <b>0</b> | <b>0</b> | <b>0</b> | <b>0</b> | <b>0</b> |

**Cody Barton's NFL Regular Season Defensive Statistics**

| DATE              | TEAM       | GP        | GS        | TACKLES    |            |            |          |             |            |          |          | INTERCEPTIONS |           |          |          |          | O. FUMB  |          |          |           | ST        |          |          |          | MISC     |          |   |
|-------------------|------------|-----------|-----------|------------|------------|------------|----------|-------------|------------|----------|----------|---------------|-----------|----------|----------|----------|----------|----------|----------|-----------|-----------|----------|----------|----------|----------|----------|---|
|                   |            |           |           | TK         | S          | A          | TFL      | YDS         | SK         | YDS      | QBH      | NO            | YDS       | LG       | TD       | PD       | FF       | FR       | TD       | YDS       | TK        | S        | A        | FF       | FR       | S        | A |
| 2019              | Seahawks   | 16        | 2         | 17         | 5          | 12         | 0        | 0.0         | 0.0        | 1        | 0        | 0             | 0         | 0        | 1        | 0        | 0        | 0        | 0        | 0         | 6         | 4        | 2        | 0        | 1        | 0        | 0 |
| 2020              | Seahawks   | 16        | 2         | 19         | 11         | 8          | 0        | 0.0         | 0.0        | 0        | 0        | 0             | 0         | 0        | 0        | 0        | 0        | 0        | 0        | 0         | 16        | 13       | 3        | 2        | 0        | 0        | 0 |
| 2021              | Seahawks   | 16        | 1         | 25         | 14         | 11         | 1        | 0.0         | 0.0        | 2        | 0        | 0             | 0         | 1        | 0        | 0        | 0        | 0        | 0        | 12        | 9         | 3        | 0        | 0        | 0        | 0        |   |
| 2022              | Seahawks   | 17        | 11        | 133        | 81         | 52         | 4        | 12.0        | 8.0        | 2        | 2        | 11            | 10        | 0        | 6        | 0        | 0        | 0        | 0        | 3         | 3         | 0        | 0        | 0        | 0        | 0        |   |
| 2023              | Commanders | 13        | 13        | 121        | 67         | 54         | 3        | 7.0         | 0.0        | 2        | 1        | 52            | 52        | 0        | 1        | 0        | 1        | 0        | 0        | 5         | 0         | 0        | 0        | 0        | 0        | 0        |   |
| 2024              | Broncos    | 5         | 2         | 29         | 16         | 13         | 1        | 4.0         | 0.0        | 0        | 0        | 0             | 0         | 0        | 0        | 0        | 0        | 0        | 0        | 0         | 1         | 0        | 1        | 0        | 0        | 0        |   |
| <b>NFL TOTALS</b> |            | <b>83</b> | <b>31</b> | <b>344</b> | <b>194</b> | <b>150</b> | <b>9</b> | <b>23.0</b> | <b>8.0</b> | <b>7</b> | <b>3</b> | <b>63</b>     | <b>52</b> | <b>0</b> | <b>9</b> | <b>0</b> | <b>1</b> | <b>0</b> | <b>5</b> | <b>38</b> | <b>29</b> | <b>9</b> | <b>2</b> | <b>1</b> | <b>0</b> | <b>0</b> |   |

**Cody Barton's NFL Postseason Defensive Statistics**

| DATE              | TEAM     | GP       | GS       | TACKLES   |          |          |          |            |            |          |          | INTERCEPTIONS |          |          |          |          | O. FUMB  |          |          |          | ST       |          |          |          | MISC     |          |
|-------------------|----------|----------|----------|-----------|----------|----------|----------|------------|------------|----------|----------|---------------|----------|----------|----------|----------|----------|----------|----------|----------|----------|----------|----------|----------|----------|----------|
|                   |          |          |          | TK        | S        | A        | TFL      | YDS        | SK         | YDS      | QBH      | NO            | YDS      | LG       | TD       | PD       | FF       | FR       | TD       | YDS      | TK       | S        | A        | FF       | FR       | S        |
| 2019              | Seahawks | 2        | 2        | 8         | 4        | 4        | 1        | 1.0        | 1.0        | 1        | 0        | 0             | 0        | 0        | 2        | 0        | 0        | 0        | 0        | 0        | 0        | 0        | 0        | 0        | 0        | 0        |
| 2020              | Seahawks | 1        | 0        | 0         | 0        | 0        | 0        | 0.0        | 0.0        | 0        | 0        | 0             | 0        | 0        | 0        | 0        | 0        | 0        | 0        | 1        | 1        | 0        | 0        | 0        | 0        | 0        |
| 2022              | Seahawks | 1        | 1        | 9         | 4        | 5        | 1        | 1.0        | 0.0        | 0        | 0        | 0             | 0        | 1        | 0        | 0        | 0        | 0        | 0        | 0        | 0        | 0        | 0        | 0        | 0        | 0        |
| <b>NFL TOTALS</b> |          | <b>4</b> | <b>3</b> | <b>17</b> | <b>8</b> | <b>9</b> | <b>2</b> | <b>2.0</b> | <b>1.0</b> | <b>1</b> | <b>0</b> | <b>0</b>      | <b>0</b> | <b>0</b> | <b>3</b> | <b>0</b> | <b>0</b> | <b>0</b> | <b>0</b> | <b>1</b> | <b>1</b> | <b>0</b> | <b>0</b> | <b>0</b> | <b>0</b> | <b>0</b> |





SINGLE-GAME HIGHS: DEFENSIVE

**Total Tackles** 15 at Atlanta Falcons, Oct 15, 2023  
 14 vs. Carolina Panthers, Dec 11, 2022  
 14 vs. Minnesota Vikings, Oct 11, 2020  
 13 at Los Angeles Rams, Dec 17, 2023  
 13 vs. Buffalo Bills, Sep 24, 2023

**Solo Tackles** 9 vs. San Francisco 49ers, Dec 31, 2023  
 9 vs. Minnesota Vikings, Oct 11, 2020  
 8 at Philadelphia Eagles, Oct 01, 2023  
 8 vs. Las Vegas Raiders, Nov 27, 2022  
 ...1 more at 8.

**Sacks** 1.0 vs. New York Giants, Oct 30, 2022  
 1.0 vs. Denver Broncos, Sep 12, 2022

**Passes Defensed** 1 vs. Los Angeles Rams, Jan 08, 2023  
 1 at Los Angeles Rams, Dec 04, 2022  
 1 vs. Las Vegas Raiders, Nov 27, 2022  
 ...5 more at 1.

**Tackles For Loss** 2 vs. Denver Broncos, Sep 12, 2022  
 1 at Seattle Seahawks, Sep 08, 2024  
 1 vs. San Francisco 49ers, Dec 31, 2023  
 1 at Dallas Cowboys, Nov 23, 2023  
 ...4 more at 1.

**Interceptions** 1 at Los Angeles Rams, Dec 04, 2022  
 1 at Tampa Bay Buccaneers, Nov 13, 2022

**Special Teams Tackles** 3 at San Francisco 49ers, Jan 03, 2021  
 2 vs. Chicago Bears, Dec 26, 2021  
 2 at Pittsburgh Steelers, Oct 17, 2021  
 2 at San Francisco 49ers, Oct 03, 2021  
 ...5 more at 2.

**Special Teams Forced Fumbles** 1 vs. Los Angeles Rams, Dec 27, 2020  
 1 vs. San Francisco 49ers, Nov 01, 2020

**Special Teams Fumble Recoveries** 1 vs. New Orleans Saints, Sep 22, 2019

SINGLE-GAME HIGHS - POSTSEASON: DEFENSIVE

**Total Tackles** 9 at San Francisco 49ers, Jan 14, 2023  
 5 at Philadelphia Eagles, Jan 05, 2020  
 3 at Green Bay Packers, Jan 12, 2020

**Solo Tackles** 4 at San Francisco 49ers, Jan 14, 2023  
 4 at Philadelphia Eagles, Jan 05, 2020

**Sacks** 1.0 at Philadelphia Eagles, Jan 05, 2020

**Passes Defensed** 2 at Philadelphia Eagles, Jan 05, 2020  
 1 at San Francisco 49ers, Jan 14, 2023

**Tackles For Loss** 1 at San Francisco 49ers, Jan 14, 2023  
 1 at Philadelphia Eagles, Jan 05, 2020

**Special Teams Tackles** 1 vs. Los Angeles Rams, Jan 09, 2021

2023 GAME-BY-GAME REGULAR-SEASON STATISTICS (COMMANDERS)

| DATE               | OPPONENT    | P/S          | TACKLES         |           |           |          |          |          |          | INTERCEPTIONS |          |          |          | O. FUMB   |           |          |          | ST       |          |          |          | MISC     |          |          | SCORE    |          |          |          |             |       |
|--------------------|-------------|--------------|-----------------|-----------|-----------|----------|----------|----------|----------|---------------|----------|----------|----------|-----------|-----------|----------|----------|----------|----------|----------|----------|----------|----------|----------|----------|----------|----------|----------|-------------|-------|
|                    |             |              | TK              | S         | A         | SK       | YDS      | TFL      | YDS      | QBH           | NO       | YDS      | LG       | TD        | PD        | FF       | FR       | TD       | YDS      | TK       | S        | A        | FF       | FR       |          | S        | A        | W/L      |             |       |
| 09/10              | Cardinals   | S            | 5               | 3         | 2         | 0        | 0        | 0        | 0        | 0             | 0        | 0        | 0        | 0         | 0         | 0        | 0        | 0        | 0        | 0        | 0        | 0        | 0        | 0        | 0        | 0        | 0        | 0        | W           | 20-16 |
| 09/17              | at Broncos  | S            | 10              | 4         | 6         | 0        | 0        | 0        | 0        | 0             | 0        | 2        | 0        | 0         | 0         | 0        | 0        | 0        | 0        | 0        | 0        | 0        | 0        | 0        | 0        | 0        | 0        | 0        | W           | 35-33 |
| 09/24              | Bills       | S            | 13              | 7         | 6         | 0        | 0        | 0        | 0        | 0             | 0        | 0        | 0        | 0         | 0         | 0        | 0        | 0        | 0        | 0        | 0        | 0        | 0        | 0        | 0        | 0        | 0        | L        | 3-37        |       |
| 10/01              | at Eagles   | S            | 9               | 8         | 1         | 0        | 0        | 0        | 0        | 0             | 0        | 0        | 0        | 0         | 0         | 0        | 0        | 0        | 0        | 0        | 0        | 0        | 0        | 0        | 0        | 0        | 0        | L        | 31-34<br>+  |       |
| 10/05              | Bears       | S            | 8               | 5         | 3         | 0        | 0        | 0        | 0        | 0             | 0        | 0        | 0        | 0         | 0         | 0        | 0        | 0        | 0        | 0        | 0        | 0        | 0        | 0        | 0        | 0        | 0        | L        | 20-40       |       |
| 10/15              | at Falcons  | S            | 15              | 5         | 10        | 0        | 0        | 0        | 0        | 1             | 0        | 0        | 0        | 0         | 0         | 0        | 0        | 0        | 0        | 0        | 0        | 0        | 0        | 0        | 0        | 0        | 0        | W        | 24-16       |       |
| 10/22              | at Giants   | S            | 1               | 1         | 0         | 0        | 0        | 0        | 0        | 0             | 0        | 0        | 0        | 0         | 0         | 0        | 0        | 0        | 0        | 0        | 0        | 0        | 0        | 0        | 0        | 0        | 0        | L        | 7-14        |       |
| 10/29              | Eagles      |              | INJURED RESERVE |           |           |          |          |          |          |               |          |          |          |           |           |          |          |          |          |          |          | L        | 31-38    |          |          |          |          |          |             |       |
| 11/05              | at Patriots |              | INJURED RESERVE |           |           |          |          |          |          |               |          |          |          |           |           |          |          |          |          |          |          | W        | 20-17    |          |          |          |          |          |             |       |
| 11/12              | at Seahawks |              | INJURED RESERVE |           |           |          |          |          |          |               |          |          |          |           |           |          |          |          |          |          |          | L        | 26-29    |          |          |          |          |          |             |       |
| 11/19              | Giants      |              | INJURED RESERVE |           |           |          |          |          |          |               |          |          |          |           |           |          |          |          |          |          |          | L        | 19-31    |          |          |          |          |          |             |       |
| 11/23              | at Cowboys  | S            | 6               | 4         | 2         | 0        | 0        | 0        | 0        | 1             | 5        | 0        | 0        | 0         | 0         | 0        | 0        | 0        | 0        | 0        | 0        | 0        | 0        | 0        | 0        | 0        | 0        | L        | 10-45       |       |
| 12/03              | Dolphins    | S            | 11              | 5         | 6         | 0        | 0        | 0        | 0        | 0             | 0        | 0        | 0        | 0         | 0         | 0        | 0        | 0        | 0        | 0        | 0        | 0        | 0        | 0        | 0        | 0        | 0        | L        | 15-45       |       |
| 12/17              | at Rams     | S            | 13              | 5         | 8         | 0        | 0        | 0        | 0        | 0             | 0        | 0        | 0        | 0         | 0         | 0        | 0        | 0        | 0        | 0        | 0        | 0        | 0        | 0        | 0        | 0        | 0        | L        | 20-28       |       |
| 12/24              | at Jets     | S            | 10              | 7         | 3         | 0        | 0        | 0        | 0        | 0             | 0        | 1        | 52       | 52        | 0         | 1        | 0        | 0        | 0        | 0        | 0        | 0        | 0        | 0        | 0        | 0        | 0        | L        | 28-30       |       |
| 12/31              | 49ers       | S            | 12              | 9         | 3         | 0        | 0        | 0        | 0        | 1             | 2        | 0        | 0        | 0         | 0         | 0        | 0        | 0        | 0        | 0        | 0        | 0        | 0        | 0        | 0        | 0        | 0        | L        | 10-27       |       |
| 01/07              | Cowboys     | S            | 8               | 4         | 4         | 0        | 0        | 0        | 0        | 0             | 0        | 0        | 0        | 0         | 0         | 0        | 0        | 0        | 0        | 0        | 0        | 0        | 0        | 0        | 0        | 0        | 0        | L        | 10-38       |       |
| <b>2023 TOTALS</b> |             | <b>13-13</b> | <b>121</b>      | <b>67</b> | <b>54</b> | <b>0</b> | <b>0</b> | <b>0</b> | <b>0</b> | <b>3</b>      | <b>7</b> | <b>2</b> | <b>1</b> | <b>52</b> | <b>52</b> | <b>0</b> | <b>1</b> | <b>0</b> | <b>1</b> | <b>0</b> | <b>5</b> | <b>0</b> | <b>0</b> | <b>0</b> | <b>0</b> | <b>0</b> | <b>0</b> | <b>0</b> | <b>4-13</b> |       |

+ - Overtime





2024 GAME-BY-GAME REGULAR-SEASON STATISTICS (BRONCOS)

| DATE               | OPPONENT      | P/S        | TACKLES   |           |           |          |          |          |          | INTERCEPTIONS |          |          |          | O. FUMB  |          |          |          | ST       |          |          | MISC     |          |          | SCORE    |          |            |       |       |
|--------------------|---------------|------------|-----------|-----------|-----------|----------|----------|----------|----------|---------------|----------|----------|----------|----------|----------|----------|----------|----------|----------|----------|----------|----------|----------|----------|----------|------------|-------|-------|
|                    |               |            | TK        | S         | A         | SK       | YDS      | TFL      | YDS      | QBH           | NO       | YDS      | LG       | TD       | PD       | FF       | FR       | TD       | YDS      | TK       | S        | A        | FF       |          | FR       | S          | A     | W/L   |
| 09/08              | at Seahawks   | P          | 2         | 2         | 0         | 0        | 0        | 0        | 0        | 1             | 4        | 0        | 0        | 0        | 0        | 0        | 0        | 0        | 0        | 0        | 0        | 0        | 0        | 0        | 0        | 0          | L     | 20-26 |
| 09/15              | Steelers      | P          | 6         | 3         | 3         | 0        | 0        | 0        | 0        | 0             | 0        | 0        | 0        | 0        | 0        | 0        | 0        | 0        | 1        | 0        | 1        | 0        | 0        | 0        | 0        | L          | 6-13  |       |
| 09/22              | at Buccaneers | P          | 4         | 0         | 4         | 0        | 0        | 0        | 0        | 0             | 0        | 0        | 0        | 0        | 0        | 0        | 0        | 0        | 0        | 0        | 0        | 0        | 0        | 0        | 0        | W          | 26-7  |       |
| 09/29              | at Jets       | S          | 10        | 4         | 6         | 0        | 0        | 0        | 0        | 0             | 0        | 0        | 0        | 0        | 0        | 0        | 0        | 0        | 0        | 0        | 0        | 0        | 0        | 0        | 0        | W          | 10-9  |       |
| 10/06              | Raiders       | S          | 7         | 7         | 0         | 0        | 0        | 0        | 0        | 0             | 0        | 0        | 0        | 0        | 0        | 0        | 0        | 0        | 0        | 0        | 0        | 0        | 0        | 0        | 0        | W          | 34-18 |       |
| <b>2024 TOTALS</b> |               | <b>5-2</b> | <b>29</b> | <b>16</b> | <b>13</b> | <b>0</b> | <b>0</b> | <b>0</b> | <b>0</b> | <b>1</b>      | <b>4</b> | <b>0</b> | <b>0</b> | <b>0</b> | <b>0</b> | <b>0</b> | <b>0</b> | <b>0</b> | <b>1</b> | <b>0</b> | <b>1</b> | <b>0</b> | <b>0</b> | <b>0</b> | <b>0</b> | <b>3-2</b> |       |       |

2019 GAME-BY-GAME POSTSEASON STATISTICS (SEAHAWKS)

| DATE               | OPPONENT   | P/S        | TACKLES  |          |          |          |          |          |          | INTERCEPTIONS |          |          |          | O. FUMB  |          |          |          | ST       |          |          | MISC     |          |          | SCORE    |          |            |       |      |
|--------------------|------------|------------|----------|----------|----------|----------|----------|----------|----------|---------------|----------|----------|----------|----------|----------|----------|----------|----------|----------|----------|----------|----------|----------|----------|----------|------------|-------|------|
|                    |            |            | TK       | S        | A        | SK       | YDS      | TFL      | YDS      | QBH           | NO       | YDS      | LG       | TD       | PD       | FF       | FR       | TD       | YDS      | TK       | S        | A        | FF       |          | FR       | S          | A     | W/L  |
| 01/05              | at Eagles  | S          | 5        | 4        | 1        | 1        | 0        | 1        | 1        | 1             | 0        | 0        | 0        | 0        | 2        | 0        | 0        | 0        | 0        | 0        | 0        | 0        | 0        | 0        | 0        | 0          | W     | 17-9 |
| 01/12              | at Packers | S          | 3        | 0        | 3        | 0        | 0        | 0        | 0        | 0             | 0        | 0        | 0        | 0        | 0        | 0        | 0        | 0        | 0        | 0        | 0        | 0        | 0        | 0        | 0        | L          | 23-28 |      |
| <b>2019 TOTALS</b> |            | <b>2-2</b> | <b>8</b> | <b>4</b> | <b>4</b> | <b>1</b> | <b>0</b> | <b>1</b> | <b>1</b> | <b>1</b>      | <b>0</b> | <b>0</b> | <b>0</b> | <b>0</b> | <b>2</b> | <b>0</b> | <b>0</b> | <b>0</b> | <b>0</b> | <b>0</b> | <b>0</b> | <b>0</b> | <b>0</b> | <b>0</b> | <b>0</b> | <b>1-1</b> |       |      |

2020 GAME-BY-GAME POSTSEASON STATISTICS (SEAHAWKS)

| DATE               | OPPONENT | P/S        | TACKLES  |          |          |          |          |          |          | INTERCEPTIONS |          |          |          | O. FUMB  |          |          |          | ST       |          |          | MISC     |          |          | SCORE    |          |            |       |
|--------------------|----------|------------|----------|----------|----------|----------|----------|----------|----------|---------------|----------|----------|----------|----------|----------|----------|----------|----------|----------|----------|----------|----------|----------|----------|----------|------------|-------|
|                    |          |            | TK       | S        | A        | SK       | YDS      | TFL      | YDS      | QBH           | NO       | YDS      | LG       | TD       | PD       | FF       | FR       | TD       | YDS      | TK       | S        | A        | FF       |          | FR       | S          | A     |
| 01/09              | Rams     | P          | 0        | 0        | 0        | 0        | 0        | 0        | 0        | 0             | 0        | 0        | 0        | 0        | 0        | 0        | 0        | 0        | 0        | 1        | 1        | 0        | 0        | 0        | 0        | L          | 20-30 |
| <b>2020 TOTALS</b> |          | <b>1-0</b> | <b>0</b> | <b>0</b> | <b>0</b> | <b>0</b> | <b>0</b> | <b>0</b> | <b>0</b> | <b>0</b>      | <b>0</b> | <b>0</b> | <b>0</b> | <b>0</b> | <b>0</b> | <b>0</b> | <b>0</b> | <b>0</b> | <b>0</b> | <b>1</b> | <b>1</b> | <b>0</b> | <b>0</b> | <b>0</b> | <b>0</b> | <b>0-1</b> |       |

2022 GAME-BY-GAME POSTSEASON STATISTICS (SEAHAWKS)

| DATE               | OPPONENT | P/S        | TACKLES  |          |          |          |          |          |          | INTERCEPTIONS |          |          |          | O. FUMB  |          |          |          | ST       |          |          | MISC     |          |          | SCORE    |          |            |       |
|--------------------|----------|------------|----------|----------|----------|----------|----------|----------|----------|---------------|----------|----------|----------|----------|----------|----------|----------|----------|----------|----------|----------|----------|----------|----------|----------|------------|-------|
|                    |          |            | TK       | S        | A        | SK       | YDS      | TFL      | YDS      | QBH           | NO       | YDS      | LG       | TD       | PD       | FF       | FR       | TD       | YDS      | TK       | S        | A        | FF       |          | FR       | S          | A     |
| 01/14              | at 49ers | S          | 9        | 4        | 5        | 0        | 0        | 0        | 0        | 1             | 1        | 0        | 0        | 0        | 0        | 0        | 0        | 0        | 0        | 0        | 0        | 0        | 0        | 0        | 0        | L          | 23-41 |
| <b>2022 TOTALS</b> |          | <b>1-1</b> | <b>9</b> | <b>4</b> | <b>5</b> | <b>0</b> | <b>0</b> | <b>0</b> | <b>0</b> | <b>1</b>      | <b>1</b> | <b>0</b> | <b>0</b> | <b>0</b> | <b>0</b> | <b>0</b> | <b>0</b> | <b>0</b> | <b>0</b> | <b>0</b> | <b>0</b> | <b>0</b> | <b>0</b> | <b>0</b> | <b>0</b> | <b>0-1</b> |       |





72 T



# GARETT BOLLES

**HEIGHT/WEIGHT:** 6-5 / 300

**COLLEGE:** Utah

**BIRTHDAY:** May. 27, 1992

**BORN:** Walnut Creek, Calif.

**NFL EXPERIENCE:** 8th YR

**BRONCOS EXPERIENCE:** 8th YR

**GP/GS:** 104/104

**ACQUIRED:** D1-'17

## AT A GLANCE

- An eighth-year left tackle who has started all 104 games played with Denver (2017-24) at left tackle.
- Garnered his first career All-Pro selection and was named to the Associated Press' All-Pro second team in 2020.
- Earned PFWA All-Rookie honors in 2017 after becoming the fifth rookie to start every game at left tackle in Broncos history since starting lineups were tracked beginning in 1968.
- Became the first Bronco in team history to reach 100 career starts at left tackle.
- Started all 13 games played at left tackle in his only season at the University of Utah in 2016 after beginning his collegiate career at Snow College.
- Named first-team All-Pac 12 Conference after playing 891 snaps for the Utes during his junior season in 2016.
- Selected by the Broncos in the first round (20th overall) of the 2017 NFL Draft.

## BOLLES' TROPHY CASE

|                       |      |
|-----------------------|------|
| All-Pro (second-team) | 2020 |
|-----------------------|------|

**2024:** Bolles made his 100th career start at left tackle for the Broncos in the Week 1 matchup at Sea. (9/8)... He is the first player in team history to reach 100 career starts at left tackle and the sixth tackle in team history to reach the century mark.

**2023:** Bolles started all 17 games at left tackle for Denver, seeing action in every single offensive snap during the season with 1,072 snaps.

**2022:** Bolles played in 325 offensive snaps in the first five games of the season before being placed on injured reserve (leg) on Oct. 10 for the remainder of the year.

**2021:** Bolles logged the second-most offensive snaps among Broncos offensive linemen, playing 870 snaps while starting all 14 games he appeared in... Missed Weeks 9-10 and Week 12 due to injury.

**2020:** Bolles started all 15 games he appeared in, missing only Week 14 at Car. (12/13) due to an illness... Garnered his first career All-Pro selection and was named to the Associated Press' All-Pro second team... Participated in 94.3 percent (1,015-of-1,076) of the offensive snaps.

**2019:** Bolles started at left tackle in all 16 contests played for the third consecutive season... Participated in all of Denver's offensive snaps (1,025).

**2018:** Bolles opened all 16 games at left tackle for the second consecutive season... Was the only Broncos offensive lineman to start every game... Helped Denver's offense achieve the second-highest rushing average (4.85) in team history.

**2017:** Bolles opened all 16 games at left tackle to represent the fifth time in team history a rookie left tackle started every game since starting lineups were tracked beginning in 1968... Earned all-rookie honors from the PFWA... Was the sixth rookie to open the season at left tackle for the Broncos in Week 1 (vs. LAC).

**COLLEGE:** Bolles earned All-Pac 12 Conference first team honors in his only season with the University of Utah after opening all 13 games played (891 total snaps) at left tackle... Began his collegiate career at Snow College in Ephraim, Utah... Contributed to the Utes averaging close to 30 points per game and helped Utah's rushing offense rank third in the Pac-12 with 214.0 rushing yards per game... Earned NJCAA first-team All-American honors following his sophomore season at Snow College... Named the 2015 Western State Football League Offensive Player of the Year in addition to picking up All-WSFL first team honors... Helped Snow College finish No. 2 in the NJCAA rankings after winning the WSFL championship and Salt City Bowl.

**PERSONAL:** Bolles played on the offensive and defensive lines at Westlake (Utah) High School... Also competed in lacrosse... Lists Greg and Emily Freeman as guardians after moving in with the Freeman family during high school... Garrett Bolles (pronounced: BOWLS) was born on May 27, 1992, in Walnut Creek, Calif.





**BRONCOS LEFT TACKLES TO START EVERY GAME AS A ROOKIE (SINCE 1968)**

| Year | Player               |
|------|----------------------|
| 1974 | Claudie Minor        |
| 1979 | Dave Studdard        |
| 1992 | Russell Freeman      |
| 2008 | Ryan Clady           |
| 2017 | <b>Garett Bolles</b> |

**Transactions**

Signed by Denver as a draft choice 5/11/17; Re-signed by Denver 11/28/20.

Garett Bolles' NFL Regular Season Statistics

| DATE              | TEAM    | GP         | GS         |
|-------------------|---------|------------|------------|
| 2017              | Broncos | 16         | 16         |
| 2018              | Broncos | 16         | 16         |
| 2019              | Broncos | 16         | 16         |
| 2020              | Broncos | 15         | 15         |
| 2021              | Broncos | 14         | 14         |
| 2022              | Broncos | 5          | 5          |
| 2023              | Broncos | 17         | 17         |
| 2024              | Broncos | 5          | 5          |
| <b>NFL TOTALS</b> |         | <b>104</b> | <b>104</b> |

**2017 GAME-BY-GAME REGULAR-SEASON STATISTICS (BRONCOS)**

| DATE               | OPPONENT    | P/S | W/L          | SCORE       |
|--------------------|-------------|-----|--------------|-------------|
| 09/11              | Chargers    | S   | W            | 24-21       |
| 09/17              | Cowboys     | S   | W            | 42-17       |
| 09/24              | at Bills    | S   | L            | 16-26       |
| 10/01              | Raiders     | S   | W            | 16-10       |
| 10/15              | Giants      | S   | L            | 10-23       |
| 10/22              | at Chargers | S   | L            | 0-21        |
| 10/30              | at Chiefs   | S   | L            | 19-29       |
| 11/05              | at Eagles   | S   | L            | 23-51       |
| 11/12              | Patriots    | S   | L            | 16-41       |
| 11/19              | Bengals     | S   | L            | 17-20       |
| 11/26              | at Raiders  | S   | L            | 14-21       |
| 12/03              | at Dolphins | S   | L            | 9-35        |
| 12/10              | Jets        | S   | W            | 23-0        |
| 12/14              | at Colts    | S   | W            | 25-13       |
| 12/24              | at Redskins | S   | L            | 11-27       |
| 12/31              | Chiefs      | S   | L            | 24-27       |
| <b>2017 TOTALS</b> |             |     | <b>16-16</b> | <b>5-11</b> |





2018 GAME-BY-GAME REGULAR-SEASON STATISTICS (BRONCOS)

| DATE               | OPPONENT     | P/S          | W/L         | SCORE |
|--------------------|--------------|--------------|-------------|-------|
| 09/09              | Seahawks     | S            | W           | 27-24 |
| 09/16              | Raiders      | S            | W           | 20-19 |
| 09/23              | at Ravens    | S            | L           | 14-27 |
| 10/01              | Chiefs       | S            | L           | 23-27 |
| 10/07              | at Jets      | S            | L           | 16-34 |
| 10/14              | Rams         | S            | L           | 20-23 |
| 10/18              | at Cardinals | S            | W           | 45-10 |
| 10/28              | at Chiefs    | S            | L           | 23-30 |
| 11/04              | Texans       | S            | L           | 17-19 |
| 11/18              | at Chargers  | S            | W           | 23-22 |
| 11/25              | Steelers     | S            | W           | 24-17 |
| 12/02              | at Bengals   | S            | W           | 24-10 |
| 12/09              | at 49ers     | S            | L           | 14-20 |
| 12/15              | Browns       | S            | L           | 16-17 |
| 12/24              | at Raiders   | S            | L           | 14-27 |
| 12/30              | Chargers     | S            | L           | 9-23  |
| <b>2018 TOTALS</b> |              | <b>16-16</b> | <b>6-10</b> |       |

2019 GAME-BY-GAME REGULAR-SEASON STATISTICS (BRONCOS)

| DATE               | OPPONENT    | P/S          | W/L        | SCORE |
|--------------------|-------------|--------------|------------|-------|
| 09/09              | at Raiders  | S            | L          | 16-24 |
| 09/15              | Bears       | S            | L          | 14-16 |
| 09/22              | at Packers  | S            | L          | 16-27 |
| 09/29              | Jaguars     | S            | L          | 24-26 |
| 10/06              | at Chargers | S            | W          | 20-13 |
| 10/13              | Titans      | S            | W          | 16-0  |
| 10/17              | Chiefs      | S            | L          | 6-30  |
| 10/27              | at Colts    | S            | L          | 13-15 |
| 11/03              | Browns      | S            | W          | 24-19 |
| 11/17              | at Vikings  | S            | L          | 23-27 |
| 11/24              | at Bills    | S            | L          | 3-20  |
| 12/01              | Chargers    | S            | W          | 23-20 |
| 12/08              | at Texans   | S            | W          | 38-24 |
| 12/15              | at Chiefs   | S            | L          | 3-23  |
| 12/22              | Lions       | S            | W          | 27-17 |
| 12/29              | Raiders     | S            | W          | 16-15 |
| <b>2019 TOTALS</b> |             | <b>16-16</b> | <b>7-9</b> |       |





2020 GAME-BY-GAME REGULAR-SEASON STATISTICS (BRONCOS)

| DATE               | OPPONENT    | P/S          |                  | W/L         | SCORE |
|--------------------|-------------|--------------|------------------|-------------|-------|
| 09/14              | Titans      | S            |                  | L           | 14-16 |
| 09/20              | at Steelers | S            |                  | L           | 21-26 |
| 09/27              | Buccaneers  | S            |                  | L           | 10-28 |
| 10/01              | at Jets     | S            |                  | W           | 37-28 |
| 10/18              | at Patriots | S            |                  | W           | 18-12 |
| 10/25              | Chiefs      | S            |                  | L           | 16-43 |
| 11/01              | Chargers    | S            |                  | W           | 31-30 |
| 11/08              | at Falcons  | S            |                  | L           | 27-34 |
| 11/15              | at Raiders  | S            |                  | L           | 12-37 |
| 11/22              | Dolphins    | S            |                  | W           | 20-13 |
| 11/29              | Saints      | S            |                  | L           | 3-31  |
| 12/06              | at Chiefs   | S            |                  | L           | 16-22 |
| 12/13              | at Panthers |              | ON INACTIVE LIST | W           | 32-27 |
| 12/19              | Bills       | S            |                  | L           | 19-48 |
| 12/27              | at Chargers | S            |                  | L           | 16-19 |
| 01/03              | Raiders     | S            |                  | L           | 31-32 |
| <b>2020 TOTALS</b> |             | <b>15-15</b> |                  | <b>5-11</b> |       |

2021 GAME-BY-GAME REGULAR-SEASON STATISTICS (BRONCOS)

| DATE               | OPPONENT      | P/S          |                  | W/L         | SCORE |
|--------------------|---------------|--------------|------------------|-------------|-------|
| 09/12              | at Giants     | S            |                  | W           | 27-13 |
| 09/19              | at Jaguars    | S            |                  | W           | 23-13 |
| 09/26              | Jets          | S            |                  | W           | 26-0  |
| 10/03              | Ravens        | S            |                  | L           | 7-23  |
| 10/10              | at Steelers   | S            |                  | L           | 19-27 |
| 10/17              | Raiders       | S            |                  | L           | 24-34 |
| 10/21              | at Browns     | S            |                  | L           | 14-17 |
| 10/31              | Football Team | S            |                  | W           | 17-10 |
| 11/07              | at Cowboys    |              | ON INACTIVE LIST | W           | 30-16 |
| 11/14              | Eagles        |              | ON INACTIVE LIST | L           | 13-30 |
| 11/28              | Chargers      |              | RESERVE/COVID-19 | W           | 28-13 |
| 12/05              | at Chiefs     |              | RESERVE/COVID-19 | L           | 9-22  |
| 12/12              | Lions         |              | RESERVE/COVID-19 | W           | 38-10 |
| 12/19              | Bengals       | S            |                  | L           | 10-15 |
| 12/26              | at Raiders    | S            |                  | L           | 13-17 |
| 01/02              | at Chargers   | S            |                  | L           | 13-34 |
| 01/08              | Chiefs        | S            |                  | L           | 24-28 |
| <b>2021 TOTALS</b> |               | <b>12-12</b> |                  | <b>7-10</b> |       |





2022 GAME-BY-GAME REGULAR-SEASON STATISTICS (BRONCOS)

| DATE               | OPPONENT    | P/S        |                 | W/L         | SCORE      |
|--------------------|-------------|------------|-----------------|-------------|------------|
| 09/12              | at Seahawks | S          |                 | L           | 16-17      |
| 09/18              | Texans      | S          |                 | W           | 16-9       |
| 09/25              | 49ers       | S          |                 | W           | 11-10      |
| 10/02              | at Raiders  | S          |                 | L           | 23-32      |
| 10/06              | Colts       | S          |                 | L           | 9-12+      |
| 10/17              | at Chargers |            | DID NOT PLAY    | L           | 16-19<br>+ |
| 10/23              | Jets        |            | INJURED RESERVE | L           | 9-16       |
| 10/30              | at Jaguars  |            | INJURED RESERVE | W           | 21-17      |
| 11/13              | at Titans   |            | INJURED RESERVE | L           | 10-17      |
| 11/20              | Raiders     |            | INJURED RESERVE | L           | 16-22<br>+ |
| 11/27              | at Panthers |            | INJURED RESERVE | L           | 10-23      |
| 12/04              | at Ravens   |            | INJURED RESERVE | L           | 9-10       |
| 12/11              | Chiefs      |            | INJURED RESERVE | L           | 28-34      |
| 12/18              | Cardinals   |            | INJURED RESERVE | W           | 24-15      |
| 12/25              | at Rams     |            | INJURED RESERVE | L           | 14-51      |
| 01/01              | at Chiefs   |            | INJURED RESERVE | L           | 24-27      |
| 01/08              | Chargers    |            | INJURED RESERVE | W           | 31-28      |
| <b>2022 TOTALS</b> |             | <b>5-5</b> |                 | <b>5-12</b> |            |

+ - Overtime







15 OLB



**NIK**  
**BONITTO**

**HEIGHT/WEIGHT:** 6-3 / 240

**COLLEGE:** Oklahoma

**BIRTHDAY:** Sep. 26, 1999

**BORN:** Fort Lauderdale, Fla.

**NFL EXPERIENCE:** 3rd YR

**BRONCOS EXPERIENCE:** 3rd YR

**GP/GS:** 35/8

**ACQUIRED:** D2-'22

**AT A GLANCE**

- A third-year outside linebacker who has appeared in 35 games (8 starts) for the Broncos from 2022-24, recording 54 tackles (36 solo), 12.5 sacks (87.0 yds.), three passes defended and two forced fumbles.
- Made 15 appearances (4 starts) in 2023, recording career highs in tackles (30), sacks (8), sack yards (57.5), passes defended (2) and also forced one fumble.
- Posted 13 tackles (5 solo), 1.5 sacks (13.5 yds.) and forced one fumble in his rookie year during the 2022 season.
- Appeared in 39 career games (30 starts) over four seasons at the University of Oklahoma from 2018-21.
- Totaled 117 tackles (68 solo), 18.5 sacks (119 yds.), one interception, seven passes defended, one forced fumble and three fumble recoveries during collegiate career.
- Finished his collegiate career ranked 13th in school history—and third among linebackers—in career sacks (18.5).
- Garnered numerous awards and distinctions following the 2021 season, including Pro Football Focus 2021 Big 12 Defensive Player of the Year, second-team All-Big 12 honors and semifinalist recognition for the Chuck Bednarik Award.
- Started all 12 games played in 2021, recording 39 tackles (23 solo), seven sacks (39 yds.), one pass defended, one forced fumble and three fumble recoveries.
- Registered 32 tackles (18 solo), eight sacks (44 yds.) and two passes defended in 10 games played (all starts) in 2020.
- Appeared in 14 games—starting the final eight—in 2019, posting 43 tackles (25 solo), 3.5 sacks (36 yds.), one interception and four passes defended.
- Played three games and tallied three tackles in 2018 before being redshirted.
- Attended St. Thomas Aquinas High School in Fort Lauderdale, Fla., where he recorded over 140 tackles during his high school career to go along with 17 sacks, two interceptions, two forced fumbles and three fumble recoveries.
- Selected by the Broncos in the second round (64th overall) of the 2022 NFL Draft.

**2024:** Bonitto has appeared in five games (3 starts) for the Broncos, tallying 11 tackles (8 solo), three sacks (16 yds.) and one pass defended... Made his first start of the season and logged two solo tackles and a PD, including sacking Buccaneers QB Baker Mayfield to force a turnover on downs in the fourth quarter at T.B. (9/22)... Recorded a sack for the second straight week when he dropped Jets QB Aaron Rodgers (10 yards) to force a punt at NYJ (9/29)... Tallied a sack in third consecutive week when dropped Raiders QB Gardner Minshew for six yards to force a Las Vegas punt vs. L.V. (10/6).

**2023:** Bonitto made 15 appearances (4 starts), recording career highs in tackles (30), sacks (8), sack yards (57.5), passes defended (2) and also forced one fumble... Recorded his first sack of the season vs. Was. (9/17), bringing down Commanders QB Sam Howell for an eight-yard loss... Made a career-high six tackles (4 solo) along with two tackles for loss and one quarterback hit at Mia. (9/24)... Set a career-high 2.5 sacks (25 yds.)—including a strip sack on Bears QB Justin Fields that was recovered by OLB Jonathon Cooper for a game-tying score—and made four tackles (3 solo) in the 21-point comeback win at Chi. (10/1)... His strip sack caused the first Broncos' scoop-and-score since S Kareem Jackson's score at Hou. (12/8) in 2019... Totaled 2.0 sacks (10 yds.) along with two solo tackles vs. NYJ (10/8)... Became the first Bronco since OLB Malik Reed in 2020 to record at least 2.0 sacks in back-to-back games... Picked up his first career pass defended while also registering four quarterback hurries in the win vs. K.C. (10/29)... Batted down one pass, notched 1.5 sacks (6.5 yds.) and also helped DE Zach Allen record a safety in the win vs. Cle. (11/26)... Sacked Raiders QB Aidan O'Connell for an eight-yard loss at L.V. (1/7).

**2022:** Bonitto appeared in 15 games (1 start) with the Broncos after being drafted in the second round (64th overall) of the 2022 NFL Draft, recording 13 tackles (5 solo), 1.5 sacks (13.5 yds.) and one forced fumble... Made his first career tackle in his NFL debut vs. S.F. (9/25)... Tallied his first career sack vs. NYJ (10/23), bringing down Jets QB Zach Wilson with the help of DL Mike Purcell... Tallied his first strip sack on Jaguars QB Trevor Lawrence and added two solo tackles at Jac. (10/30)... Made his first career start at K.C. (1/1).

**COLLEGE:** Bonitto totaled 117 tackles (68 solo), 18.5 sacks (119 yds.), one interception, seven passes defended, one forced fumble and three fumble recoveries during his career at Oklahoma... Awarded All-Big 12 second team honors after starting all 12 games played in 2021, recording 39 tackles (23 solo) seven sacks (39 yds.), one pass defended, one forced fumble and





three fumble recoveries... Was a PFF first team selection and was a second-team Associated Press All American as a junior when he registered 32 tackles (18 solo), eight sacks (44 yds.), and two passes defensed in 10 games played (all starts)... Appeared in all 14 games as a sophomore, starting the final eight... Totaled 43 tackles (25 solo), 3.5 sacks (36 yds.), one interception and four passes defensed.

**PERSONAL:** Bonitto attended St. Thomas Aquinas High School in Fort Lauderdale, Fla., where he recorded over 140 tackles during his high school career to go along with 17 sacks, two interceptions, two forced fumbles and three fumble recoveries... Touted as ESPN's No. 197 overall recruit in the country and the seventh ranked outside linebacker... Named an Under Armour All-American... Majored in communication at Oklahoma... Nik Bonitto (pronounced: bo-NEE-toe) was born on Sept. 26, 1999 in Fort Lauderdale, Fla.

**Transactions**

Signed by Denver as a draft choice 5/12/22.

**REGULAR SEASON COMPARISON: DEFENSIVE - LOS ANGELES CHARGERS**

| DATE          | OPP         | W/L        | GP/GS      | TACKLES  |          |          |            |            |          |          | MISC     |          |          |          |          |          |
|---------------|-------------|------------|------------|----------|----------|----------|------------|------------|----------|----------|----------|----------|----------|----------|----------|----------|
|               |             |            |            | TOT      | SOLO     | ASST     | SACK       | YDS.       | INT      | TFL      | PD       | QBH      | TD       | FF       | FR       |          |
| 10/17/22      | DEN @ LAC   | L          | P          | 1        | 0        | 1        | 0.0        | 0.0        | 0        | 0        | 0        | 0        | 0        | 0        | 0        | 0        |
| 1/8/23        | DEN vs. LAC | W          | P          | 0        | 0        | 0        | 0.0        | 0.0        | 0        | 0        | 0        | 0        | 0        | 0        | 0        | 0        |
| 12/10/23      | DEN @ LAC   | W          | P          | 1        | 1        | 0        | 0.0        | 0.0        | 0        | 1        | 0        | 0        | 0        | 0        | 0        | 0        |
| 12/31/23      | DEN vs. LAC | W          | S          | 2        | 2        | 0        | 0.0        | 0.0        | 0        | 1        | 0        | 0        | 0        | 0        | 0        | 0        |
| <b>TOTALS</b> |             | <b>3/1</b> | <b>4/1</b> | <b>4</b> | <b>3</b> | <b>1</b> | <b>0.0</b> | <b>0.0</b> | <b>0</b> | <b>2</b> | <b>0</b> | <b>0</b> | <b>0</b> | <b>0</b> | <b>0</b> | <b>0</b> |

**Nik Bonitto's NFL Regular Season Defensive Statistics**

| DATE              | TEAM    | GP        | GS       | TACKLES   |           |           |           |           |             |             | INTERCEPTIONS |          |          |          |          | O. FUMB  |          |          |          | ST       |          |          |          | MISC     |          |          |          |   |
|-------------------|---------|-----------|----------|-----------|-----------|-----------|-----------|-----------|-------------|-------------|---------------|----------|----------|----------|----------|----------|----------|----------|----------|----------|----------|----------|----------|----------|----------|----------|----------|---|
|                   |         |           |          | TK        | S         | A         | TFL       | YDS       | SK          | YDS         | QBH           | NO       | YDS      | LG       | TD       | PD       | FF       | FR       | TD       | YDS      | TK       | S        | A        | FF       | FR       | S        | A        |   |
| 2022              | Broncos | 15        | 1        | 13        | 5         | 8         | 1         | 3         | 1.5         | 13.5        | 3             | 0        | 0        | 0        | 0        | 0        | 1        | 0        | 0        | 0        | 1        | 1        | 0        | 0        | 0        | 0        | 0        | 0 |
| 2023              | Broncos | 15        | 4        | 30        | 23        | 7         | 13        | 49        | 8.0         | 57.5        | 20            | 0        | 0        | 0        | 0        | 2        | 1        | 0        | 0        | 0        | 0        | 0        | 0        | 0        | 0        | 0        | 0        |   |
| 2024              | Broncos | 5         | 3        | 11        | 8         | 3         | 3         | 18        | 3.0         | 16.0        | 5             | 0        | 0        | 0        | 0        | 1        | 0        | 0        | 0        | 0        | 0        | 0        | 0        | 0        | 0        | 0        | 0        |   |
| <b>NFL TOTALS</b> |         | <b>35</b> | <b>8</b> | <b>54</b> | <b>36</b> | <b>18</b> | <b>17</b> | <b>70</b> | <b>12.5</b> | <b>87.0</b> | <b>28</b>     | <b>0</b> | <b>0</b> | <b>0</b> | <b>0</b> | <b>3</b> | <b>2</b> | <b>0</b> | <b>0</b> | <b>0</b> | <b>1</b> | <b>1</b> | <b>0</b> | <b>0</b> | <b>0</b> | <b>0</b> | <b>0</b> |   |

**SINGLE-GAME HIGHS: DEFENSIVE**

**Total Tackles** 6 at Miami Dolphins, Sep 24, 2023  
 4 vs. Pittsburgh Steelers, Sep 15, 2024  
 4 at Chicago Bears, Oct 01, 2023  
 3 at New York Jets, Sep 29, 2024  
 3 at Kansas City Chiefs, Oct 12, 2023

**Solo Tackles** 4 at Miami Dolphins, Sep 24, 2023  
 3 vs. Pittsburgh Steelers, Sep 15, 2024  
 3 at Chicago Bears, Oct 01, 2023  
 2 at Tampa Bay Buccaneers, Sep 22, 2024  
 2 vs. Los Angeles Chargers, Dec 31, 2023  
 ...5 more at 2.

**Sacks** 2.5 at Chicago Bears, Oct 01, 2023  
 2.0 vs. New York Jets, Oct 08, 2023  
 1.5 vs. Cleveland Browns, Nov 26, 2023  
 1.0 at New York Jets, Sep 29, 2024  
 1.0 at Tampa Bay Buccaneers, Sep 22, 2024  
 ...3 more at 1.0.

**Tackles For Loss** 2 vs. New York Jets, Oct 08, 2023  
 2 at Chicago Bears, Oct 01, 2023  
 2 at Miami Dolphins, Sep 24, 2023  
 ...1 more at 2.





2023 GAME-BY-GAME REGULAR-SEASON STATISTICS (BRONCOS)

| DATE               | OPPONENT    | P/S         | TACKLES          |           |          |            |             |           | INTERCEPTIONS |           |          |          | O. FUMB  |          |          |          | ST       |          |          |          | MISC     |          |          | SCORE    |          |            |       |       |
|--------------------|-------------|-------------|------------------|-----------|----------|------------|-------------|-----------|---------------|-----------|----------|----------|----------|----------|----------|----------|----------|----------|----------|----------|----------|----------|----------|----------|----------|------------|-------|-------|
|                    |             |             | TK               | S         | A        | SK         | YDS         | TFL       | YDS           | QBH       | NO       | YDS      | LG       | TD       | PD       | FF       | FR       | TD       | YDS      | TK       | S        | A        | FF       |          | FR       | S          | A     | W/L   |
| 09/10              | Raiders     | P           | 1                | 1         | 0        | 0.0        | 0.0         | 0         | 0             | 0         | 0        | 0        | 0        | 0        | 0        | 0        | 0        | 0        | 0        | 0        | 0        | 0        | 0        | 0        | 0        | 0          | L     | 16-17 |
| 09/17              | Commanders  | P           | 2                | 2         | 0        | 1.0        | 8.0         | 2         | 12            | 2         | 0        | 0        | 0        | 0        | 0        | 0        | 0        | 0        | 0        | 0        | 0        | 0        | 0        | 0        | 0        | L          | 33-35 |       |
| 09/24              | at Dolphins | P           | 6                | 4         | 2        | 0.0        | 0.0         | 2         | 9             | 1         | 0        | 0        | 0        | 0        | 0        | 0        | 0        | 0        | 0        | 0        | 0        | 0        | 0        | 0        | 0        | L          | 20-70 |       |
| 10/01              | at Bears    | S           | 4                | 3         | 1        | 2.5        | 25.0        | 2         | 4             | 2         | 0        | 0        | 0        | 0        | 0        | 1        | 0        | 0        | 0        | 0        | 0        | 0        | 0        | 0        | 0        | W          | 31-28 |       |
| 10/08              | Jets        | S           | 2                | 2         | 0        | 2.0        | 10.0        | 2         | 10            | 2         | 0        | 0        | 0        | 0        | 0        | 0        | 0        | 0        | 0        | 0        | 0        | 0        | 0        | 0        | 0        | L          | 21-31 |       |
| 10/12              | at Chiefs   | P           | 3                | 2         | 1        | 0.0        | 0.0         | 1         | 0             | 2         | 0        | 0        | 0        | 0        | 0        | 0        | 0        | 0        | 0        | 0        | 0        | 0        | 0        | 0        | 0        | L          | 8-19  |       |
| 10/22              | Packers     | S           | 2                | 2         | 0        | 0.0        | 0.0         | 0         | 0             | 0         | 0        | 0        | 0        | 0        | 0        | 0        | 0        | 0        | 0        | 0        | 0        | 0        | 0        | 0        | 0        | W          | 19-17 |       |
| 10/29              | Chiefs      | P           | 1                | 1         | 0        | 0.0        | 0.0         | 0         | 0             | 4         | 0        | 0        | 0        | 0        | 1        | 0        | 0        | 0        | 0        | 0        | 0        | 0        | 0        | 0        | 0        | W          | 24-9  |       |
| 11/13              | at Bills    | P           | 2                | 0         | 2        | 0.0        | 0.0         | 0         | 0             | 1         | 0        | 0        | 0        | 0        | 0        | 0        | 0        | 0        | 0        | 0        | 0        | 0        | 0        | 0        | 0        | W          | 24-22 |       |
| 11/19              | Vikings     | P           | 0                | 0         | 0        | 0.0        | 0.0         | 0         | 0             | 1         | 0        | 0        | 0        | 0        | 0        | 0        | 0        | 0        | 0        | 0        | 0        | 0        | 0        | 0        | 0        | W          | 21-20 |       |
| 11/26              | Browns      | P           | 2                | 1         | 1        | 1.5        | 6.5         | 1         | 4             | 3         | 0        | 0        | 0        | 0        | 1        | 0        | 0        | 0        | 0        | 0        | 0        | 0        | 0        | 0        | 0        | W          | 29-12 |       |
| 12/03              | at Texans   | P           | 1                | 1         | 0        | 0.0        | 0.0         | 0         | 0             | 0         | 0        | 0        | 0        | 0        | 0        | 0        | 0        | 0        | 0        | 0        | 0        | 0        | 0        | 0        | 0        | L          | 17-22 |       |
| 12/10              | at Chargers | P           | 1                | 1         | 0        | 0.0        | 0.0         | 1         | 2             | 0         | 0        | 0        | 0        | 0        | 0        | 0        | 0        | 0        | 0        | 0        | 0        | 0        | 0        | 0        | 0        | W          | 24-7  |       |
| 12/16              | at Lions    |             | ON INACTIVE LIST |           |          |            |             |           |               |           |          |          |          |          |          |          |          |          |          |          |          |          | L        | 17-42    |          |            |       |       |
| 12/24              | Patriots    |             | ON INACTIVE LIST |           |          |            |             |           |               |           |          |          |          |          |          |          |          |          |          |          |          |          | L        | 23-26    |          |            |       |       |
| 12/31              | Chargers    | S           | 2                | 2         | 0        | 0.0        | 0.0         | 1         | 0             | 0         | 0        | 0        | 0        | 0        | 0        | 0        | 0        | 0        | 0        | 0        | 0        | 0        | 0        | 0        | 0        | W          | 16-9  |       |
| 01/07              | at Raiders  | P           | 1                | 1         | 0        | 1.0        | 8.0         | 1         | 8             | 2         | 0        | 0        | 0        | 0        | 0        | 0        | 0        | 0        | 0        | 0        | 0        | 0        | 0        | 0        | 0        | L          | 14-27 |       |
| <b>2023 TOTALS</b> |             | <b>15-4</b> | <b>30</b>        | <b>23</b> | <b>7</b> | <b>8.0</b> | <b>57.5</b> | <b>13</b> | <b>49</b>     | <b>20</b> | <b>0</b> | <b>0</b> | <b>0</b> | <b>0</b> | <b>2</b> | <b>1</b> | <b>0</b> | <b>0</b> | <b>0</b> | <b>0</b> | <b>0</b> | <b>0</b> | <b>0</b> | <b>0</b> | <b>0</b> | <b>8-9</b> |       |       |

2024 GAME-BY-GAME REGULAR-SEASON STATISTICS (BRONCOS)

| DATE               | OPPONENT      | P/S        | TACKLES   |          |          |            |             |          | INTERCEPTIONS |          |          |          | O. FUMB  |          |          |          | ST       |          |          |          | MISC     |          |          | SCORE    |          |            |       |
|--------------------|---------------|------------|-----------|----------|----------|------------|-------------|----------|---------------|----------|----------|----------|----------|----------|----------|----------|----------|----------|----------|----------|----------|----------|----------|----------|----------|------------|-------|
|                    |               |            | TK        | S        | A        | SK         | YDS         | TFL      | YDS           | QBH      | NO       | YDS      | LG       | TD       | PD       | FF       | FR       | TD       | YDS      | TK       | S        | A        | FF       |          | FR       | S          | A     |
| 09/08              | at Seahawks   | P          | 1         | 1        | 0        | 0.0        | 0.0         | 0        | 0             | 1        | 0        | 0        | 0        | 0        | 0        | 0        | 0        | 0        | 0        | 0        | 0        | 0        | 0        | 0        | 0        | L          | 20-26 |
| 09/15              | Steelers      | P          | 4         | 3        | 1        | 0.0        | 0.0         | 1        | 2             | 0        | 0        | 0        | 0        | 0        | 0        | 0        | 0        | 0        | 0        | 0        | 0        | 0        | 0        | 0        | 0        | L          | 6-13  |
| 09/22              | at Buccaneers | S          | 2         | 2        | 0        | 1.0        | 0.0         | 0        | 0             | 1        | 0        | 0        | 0        | 0        | 1        | 0        | 0        | 0        | 0        | 0        | 0        | 0        | 0        | 0        | 0        | W          | 26-7  |
| 09/29              | at Jets       | S          | 3         | 1        | 2        | 1.0        | 10.0        | 1        | 10            | 2        | 0        | 0        | 0        | 0        | 0        | 0        | 0        | 0        | 0        | 0        | 0        | 0        | 0        | 0        | 0        | W          | 10-9  |
| 10/06              | Raiders       | S          | 1         | 1        | 0        | 1.0        | 6.0         | 1        | 6             | 1        | 0        | 0        | 0        | 0        | 0        | 0        | 0        | 0        | 0        | 0        | 0        | 0        | 0        | 0        | 0        | W          | 34-18 |
| <b>2024 TOTALS</b> |               | <b>5-3</b> | <b>11</b> | <b>8</b> | <b>3</b> | <b>3.0</b> | <b>16.0</b> | <b>3</b> | <b>18</b>     | <b>5</b> | <b>0</b> | <b>0</b> | <b>0</b> | <b>0</b> | <b>1</b> | <b>0</b> | <b>0</b> | <b>0</b> | <b>0</b> | <b>0</b> | <b>0</b> | <b>0</b> | <b>0</b> | <b>0</b> | <b>0</b> | <b>3-2</b> |       |





20 FB



**MICHAEL  
BURTON**

**HEIGHT/WEIGHT:** 5-11 / 242

**COLLEGE:** Rutgers

**BIRTHDAY:** Feb. 1, 1992

**BORN:** Long Valley, N.J.

**NFL EXPERIENCE:** 10th YR

**BRONCOS EXPERIENCE:** 2nd YR

**GP/GS:** 135/21

**ACQUIRED:** UFA (K.C.)-'23

**AT A GLANCE**

- A 10th-year fullback from Rutgers University who has appeared in 135 games (21 starts) and nine postseason contests with Detroit (2015-16), Chicago (2017-18), Washington (2019), New Orleans (2020), Kansas City (2021-22) and Denver (2023-24).
- Recorded 35 rushes for 71 yards (2.0 avg.) with one touchdown in his career to go along with 25 receptions for 143 yards (5.7 avg.) with one score as well as 32 special-teams tackles and one special-teams forced fumble.
- Played in all 17 games (3 starts) in 2023, rushing seven times for nine yards (1.3 avg.) and catching three passes for eight yards (2.7 avg.) while also making four special-teams tackles.
- Helped Kansas City defeat Philadelphia in Super Bowl LVII after playing in all 17 games in 2022, making eight tackles on 238 regular-season special-teams snaps.
- Made 16 appearances in 2021 with the Chiefs, totaling career highs in rushes (8), rushing yards (26) and posting his first career rushing touchdown while also totaling five special-teams tackles.
- Rushed seven times for 18 yards (2.6 avg.) and caught four passes for 28 yards (7.0 avg.) in 15 games (4 starts) in 2020 with New Orleans.
- Made six special-teams tackles in 10 games (2 starts) in 2019 with Washington.
- Logged three special-teams tackles and caught six passes for 39 yards (6.5 avg.) with a touchdown during his rookie season with Detroit.
- Walked on at Rutgers University (2010-14), appearing in 42 games (27 starts) and totaling 116 yards career rushing yards on 22 carries (5.3 avg.) while also posting 401 yards receiving on 47 receptions (8.5 avg.) with three touchdowns.
- Attended West Morris Central High School in Chester, N.J., where he was named first-team All-State, all-group III and Morris County Player of the Year by the Star-Ledger.
- Selected by Detroit in the fifth round (168th overall) of the 2015 NFL Draft.
- Signed by Denver as an unrestricted free agent (K.C.) on March 15, 2023.

**2024:** Burton made two special-teams tackles and caught one pass for three yards in the 10-9 win at NYJ (9/29).

**2023:** Burton played in all 17 games (3 starts), rushing seven times for nine yards (1.3 avg.) and catching three passes for eight yards (2.7 avg.) while also making four special-teams tackles.... Made his Broncos debut vs. L.V. (9/10)... Had one rush of three yards for a first down vs. Was. (9/17)... Made one tackle, forced one fumble on special teams and also converted on one two-point conversion vs. NYJ (10/8).

**2022:** Burton played in all 17 games, rushing five times for seven yards (1.4 avg.) and catching two passes for 11 yards (5.5 avg.)... Also made eight tackles on 238 special-teams snaps during the regular season and totaled two special-teams tackles in the postseason... Helped lead Kansas City to its win over Philadelphia in Super Bowl LVII... Had a six-yard rush vs. LAC (9/15)... Totaled one special-teams tackle in each of the first three games of the season... Made one special-teams tackle vs. Jac. (1/21) and vs. Phi. (2/12) in the postseason for Kansas City.

**2021:** Burton made 16 appearances in his first season with the Chiefs, totaling career highs in rushes (8), rushing yards (26) and posting his first career rushing touchdown... Also caught three passes for 31 yards (10.3 avg.) and made five special-teams tackles on 207 special-teams snaps... Rushed twice for four yards (2.0 avg.) in the Chiefs' three postseason games... Made an 11-yard catch at Bal. (9/19)... Rushed for a season-high seven yards on one carry and scored his first career rushing touchdown at LAC (12/16)... Also caught two passes for a career-high 20 yards in that game... Rushed once for three yards in the Chiefs' AFC Wild Card win vs. Pit. (1/16).

**2020:** Burton rushed seven times for 18 yards (2.6 avg.) and caught four passes for 28 yards (7.0 avg.) in 15 games (4 starts) with New Orleans... Also made one special-teams tackle during the regular-season... Produced two catches for 15 yards (7.5 avg.) in two postseason games with the Saints... Made a special-teams tackle at Chi. (11/1)... Caught a 12-yard pass at T.B. (11/8)... Made one catch for nine yards vs. K.C. (12/20)... Rushed twice for 10 yards (5.0 avg.) vs. Min. (12/25)... Caught two passes for 15 yards (7.5 avg.) in the Saints' NFC Wild Card Game win vs. Chi. (1/10).

**2019:** Burton played in 10 games (2 starts), recording six special-teams tackles... Signed with Washington before their Week





7 game vs. S.F. (10/20)... Made a career-high three special-teams tackles vs. NYJ (11/17)... Had another two tackles on special teams vs. Det. (11/24)... Made one special-teams tackle in his last game of the year at Dal. (12/29).

**2018:** Burton caught one pass for six yards along with one tackle on 50 special-teams snaps in the eight games (1 start)... Made one catch for six yards at G.B. (9/9)... Totaled one special-teams take down at NYG (12/2).

**2017:** Burton started 3-of-16 games in his first season with Chicago, logging four rushes for nine yards (2.3 avg.), two catches for eight yards (4.0 avg.) and one special-teams tackle... Rushed for seven yards on one carry vs. Atl. (9/10)... Caught an eight-yard pass at Bal. (10/15).

**2016:** Burton made 15 appearances with Detroit, totaling one special-teams tackle on 115 snaps on special teams... Recorded a tackle on special-teams at Min. (11/6).

**2015:** Burton appeared in 16 games (7 starts) after being drafted in the fifth round (168th overall) by Detroit during his rookie year... Totaled six receptions for 39 yards (6.5 avg.) with a touchdown along with three special-teams tackles on 186 special-teams snaps... Made his NFL debut and started his first career game at S.D. (9/13)... Recorded his first career rush of two yards at Min. (9/20)... Caught his first pass for three yards at Sea. (10/5)... Made his first career special-teams tackle vs. Min. (10/25)... Recorded his first career touchdown while making two receptions for 10 yards (5.0 avg.) at N.O. (12/21).

**COLLEGE:** Burton walked on at Rutgers University (2010-14), appearing in 42 games (27 starts) and totaling 116 yards career rushing yards on 22 carries... Also recorded 401 yards receiving on 47 receptions with three touchdowns... Caught at least one pass in 11 games during his senior season... Earned the Paul Robeson award as a senior, which is presented annually to the individual whose performance, leadership and dedication on and off the field during his career had the greatest impact on Rutgers football... Was also named the winner of the Offensive Swarm and Finish award, which is given to the player who exemplified the type of consistent effort and intensity in best representing the Rutgers' mantra to swarm and finish ... Transitioned from running back to full back during the 2011 season.

**PERSONAL:** Burton attended West Morris Central High School in Chester, N.J., where he was named first-team All-State, all-group III and Morris County Player of the Year by the Star-Ledger... Owns the school career rushing mark with 3,332 yards, single-season all-purpose yardage record (2,376), career all-purpose mark (4,498), single-game touchdown mark (5), career touchdown record (51), single-game points mark (36) and career points record (343)... Rushed for a school-record 1,769 yards on 200 carries with 20 touchdowns during his senior season... Led the Wolfpack to a 10-2 record and a state title in 2009... Michael Burton was born on Feb. 1, 1992 in Long Valley, N.J.

**Transactions**

Signed by Detroit as a draft pick 5/7/15; Waived by Detroit 5/30/17; Acquired by Chicago via waivers 5/31/17; Signed by New Orleans 5/13/19; Released by New Orleans 8/31/19; Signed by Washington 10/15/19; Signed by New Orleans 3/20/20; Signed by Kansas City 4/5/21; Re-signed by Kansas City 3/21/22; Signed by Denver 3/17/23; Re-signed by Denver 3/13/24; Released by Denver 8/27/24; Signed by Denver (practice squad) 8/28/24; Signed by Denver (active roster) 9/11/24.

**REGULAR SEASON COMPARISON: RECEIVING - LOS ANGELES CHARGERS**

| DATE          | OPP         | W/L        | GP/GS      | REC      | YDS.      | AVG.       | TD       | LG        | TGTS     | YAC       |
|---------------|-------------|------------|------------|----------|-----------|------------|----------|-----------|----------|-----------|
| 9/13/15       | DET @ SD    | L          | S          | 0        | 0         | 0          | 0        | 0         | 0        | 0         |
| 10/12/15      | NO vs. LAC  | W          | S          | 0        | 0         | 0          | 0        | 0         | 0        | 0         |
| 9/26/16       | KC vs. LAC  | L          | P          | 0        | 0         | 0          | 0        | 0         | 0        | 0         |
| 12/16/16      | KC @ LAC    | W          | P          | 2        | 20        | 10.0       | 0        | 20        | 2        | 23        |
| 9/15/17       | KC vs. LAC  | W          | P          | 1        | 2         | 2.0        | 0        | 2         | 1        | 4         |
| 11/20/17      | KC @ LAC    | W          | P          | 0        | 0         | 0          | 0        | 0         | 0        | 0         |
| 12/10/17      | DEN @ LAC   | W          | P          | 1        | 1         | 1.0        | 0        | 1         | 1        | 4         |
| 12/31/17      | DEN vs. LAC | W          | S          | 0        | 0         | 0          | 0        | 0         | 0        | 0         |
| <b>TOTALS</b> |             | <b>6/2</b> | <b>8/3</b> | <b>4</b> | <b>23</b> | <b>5.8</b> | <b>0</b> | <b>20</b> | <b>4</b> | <b>31</b> |





Michael Burton's NFL Regular Season Rushing/Receiving Statistics

| DATE              | TEAM     | GP         | GS        | RUSHING   |           |            |           |          | RECEIVING |            |            |           |          |
|-------------------|----------|------------|-----------|-----------|-----------|------------|-----------|----------|-----------|------------|------------|-----------|----------|
|                   |          |            |           | NO.       | YDS.      | AVG.       | LG        | TD       | NO.       | YDS.       | AVG.       | LG        | TD       |
| 2015              | Lions    | 16         | 7         | 4         | 2         | 0.5        | 2         | 0        | 6         | 39         | 6.5        | 12        | 1        |
| 2016              | Lions    | 15         | 0         | 0         | 0         | 0.0        | 0         | 0        | 0         | 0          | 0.0        | 0         | 0        |
| 2017              | Bears    | 16         | 3         | 4         | 9         | 2.3        | 7         | 0        | 2         | 8          | 4.0        | 8         | 0        |
| 2018              | Bears    | 8          | 1         | 0         | 0         | 0.0        | 0         | 0        | 1         | 6          | 6.0        | 6         | 0        |
| 2019              | Redskins | 10         | 2         | 0         | 0         | 0.0        | 0         | 0        | 0         | 0          | 0.0        | 0         | 0        |
| 2020              | Saints   | 15         | 4         | 7         | 18        | 2.6        | 7         | 0        | 4         | 28         | 7.0        | 12        | 0        |
| 2021              | Chiefs   | 16         | 0         | 8         | 26        | 3.3        | 7t        | 1        | 3         | 31         | 10.3       | 20        | 0        |
| 2022              | Chiefs   | 17         | 0         | 5         | 7         | 1.4        | 6         | 0        | 2         | 11         | 5.5        | 9         | 0        |
| 2023              | Broncos  | 17         | 3         | 7         | 9         | 1.3        | 4         | 0        | 3         | 8          | 2.7        | 4         | 0        |
| 2024              | Broncos  | 5          | 1         | 0         | 0         | 0.0        | 0         | 0        | 4         | 12         | 3.0        | 5         | 0        |
| <b>NFL TOTALS</b> |          | <b>135</b> | <b>21</b> | <b>35</b> | <b>71</b> | <b>2.0</b> | <b>7T</b> | <b>1</b> | <b>25</b> | <b>143</b> | <b>5.7</b> | <b>20</b> | <b>1</b> |

Michael Burton's NFL Postseason Rushing/Receiving Statistics

| DATE              | TEAM   | GP       | GS       | RUSHING  |          |            |          |          | RECEIVING |           |            |          |          |
|-------------------|--------|----------|----------|----------|----------|------------|----------|----------|-----------|-----------|------------|----------|----------|
|                   |        |          |          | NO.      | YDS.     | AVG.       | LG       | TD       | NO.       | YDS.      | AVG.       | LG       | TD       |
| 2016              | Lions  | 0        | 0        | 0        | 0        | 0.0        | 0        | 0        | 0         | 0         | 0.0        | 0        | 0        |
| 2018              | Bears  | 1        | 0        | 0        | 0        | 0.0        | 0        | 0        | 0         | 0         | 0.0        | 0        | 0        |
| 2020              | Saints | 2        | 0        | 0        | 0        | 0.0        | 0        | 0        | 2         | 15        | 7.5        | 9        | 0        |
| 2021              | Chiefs | 3        | 0        | 2        | 4        | 2.0        | 3        | 0        | 0         | 0         | 0.0        | 0        | 0        |
| 2022              | Chiefs | 3        | 0        | 0        | 0        | 0.0        | 0        | 0        | 0         | 0         | 0.0        | 0        | 0        |
| <b>NFL TOTALS</b> |        | <b>9</b> | <b>0</b> | <b>2</b> | <b>4</b> | <b>2.0</b> | <b>3</b> | <b>0</b> | <b>2</b>  | <b>15</b> | <b>7.5</b> | <b>9</b> | <b>0</b> |

Michael Burton's NFL Regular Season Return Statistics

| DATE              | TEAM     | KICKOFF RETURNS |           |             |           |          | PUNT RETURNS |          |          |            |          |          |
|-------------------|----------|-----------------|-----------|-------------|-----------|----------|--------------|----------|----------|------------|----------|----------|
|                   |          | RET.            | YDS.      | AVG.        | LG        | TD       | NO.          | FC       | YDS.     | AVG.       | LG       | TD       |
| 2015              | Lions    | 0               | 0         | 0.0         | 0         | 0        | 0            | 0        | 0        | 0.0        | 0        | 0        |
| 2016              | Lions    | 0               | 0         | 0.0         | 0         | 0        | 0            | 0        | 0        | 0.0        | 0        | 0        |
| 2017              | Bears    | 0               | 0         | 0.0         | 0         | 0        | 0            | 0        | 0        | 0.0        | 0        | 0        |
| 2018              | Bears    | 0               | 0         | 0.0         | 0         | 0        | 0            | 0        | 0        | 0.0        | 0        | 0        |
| 2019              | Redskins | 0               | 0         | 0.0         | 0         | 0        | 0            | 0        | 0        | 0.0        | 0        | 0        |
| 2020              | Saints   | 1               | 10        | 10.0        | 10        | 0        | 0            | 0        | 0        | 0.0        | 0        | 0        |
| 2021              | Chiefs   | 2               | 21        | 10.5        | 12        | 0        | 0            | 0        | 0        | 0.0        | 0        | 0        |
| 2022              | Chiefs   | 2               | 29        | 14.5        | 20        | 0        | 0            | 0        | 0        | 0.0        | 0        | 0        |
| 2023              | Broncos  | 0               | 0         | 0.0         | 0         | 0        | 0            | 0        | 0        | 0.0        | 0        | 0        |
| 2024              | Broncos  | 0               | 0         | 0.0         | 0         | 0        | 0            | 0        | 0        | 0.0        | 0        | 0        |
| <b>NFL TOTALS</b> |          | <b>5</b>        | <b>60</b> | <b>12.0</b> | <b>20</b> | <b>0</b> | <b>0</b>     | <b>0</b> | <b>0</b> | <b>0.0</b> | <b>0</b> | <b>0</b> |





Michael Burton's NFL Postseason Return Statistics

|                   |        | KICKOFF RETURNS |          |            |          |          | PUNT RETURNS |          |          |            |          |          |
|-------------------|--------|-----------------|----------|------------|----------|----------|--------------|----------|----------|------------|----------|----------|
| DATE              | TEAM   | RET.            | YDS.     | AVG.       | LG       | TD       | NO.          | FC       | YDS.     | AVG.       | LG       | TD       |
| 2016              | Lions  | 0               | 0        | 0.0        | 0        | 0        | 0            | 0        | 0        | 0.0        | 0        | 0        |
| 2018              | Bears  | 0               | 0        | 0.0        | 0        | 0        | 0            | 0        | 0        | 0.0        | 0        | 0        |
| 2020              | Saints | 0               | 0        | 0.0        | 0        | 0        | 0            | 0        | 0        | 0.0        | 0        | 0        |
| 2021              | Chiefs | 0               | 0        | 0.0        | 0        | 0        | 0            | 0        | 0        | 0.0        | 0        | 0        |
| 2022              | Chiefs | 0               | 0        | 0.0        | 0        | 0        | 0            | 0        | 0        | 0.0        | 0        | 0        |
| <b>NFL TOTALS</b> |        | <b>0</b>        | <b>0</b> | <b>0.0</b> | <b>0</b> | <b>0</b> | <b>0</b>     | <b>0</b> | <b>0</b> | <b>0.0</b> | <b>0</b> | <b>0</b> |

SINGLE-GAME HIGHS: RUSHING/RECEIVING

|   |   |
|---|---|
| <p><b>Rush Attempts</b> 2 at Kansas City Chiefs, Oct 12, 2023<br/>2 vs. Minnesota Vikings, Dec 25, 2020<br/>2 vs. Los Angeles Chargers, Oct 12, 2020<br/>1 vs. New England Patriots, Dec 24, 2023<br/>...28 more at 1.</p> <p><b>Rushing Yards</b> 10 vs. Minnesota Vikings, Dec 25, 2020<br/>7 at Los Angeles Chargers, Dec 16, 2021<br/>7 vs. Atlanta Falcons, Sep 10, 2017<br/>6 vs. Los Angeles Chargers, Sep 15, 2022<br/>5 at Philadelphia Eagles, Oct 03, 2021<br/>7t at Los Angeles Chargers, Dec 16, 2021<br/>7 vs. Minnesota Vikings, Dec 25, 2020<br/>7 vs. Atlanta Falcons, Sep 10, 2017<br/>6 vs. Los Angeles Chargers, Sep 15, 2022<br/>5 at Philadelphia Eagles, Oct 03, 2021</p> <p><b>Longest Runs</b> 7t at Los Angeles Chargers, Dec 16, 2021<br/>7 vs. Minnesota Vikings, Dec 25, 2020<br/>7 vs. Atlanta Falcons, Sep 10, 2017<br/>6 vs. Los Angeles Chargers, Sep 15, 2022<br/>5 at Philadelphia Eagles, Oct 03, 2021</p> <p><b>Rushing TDs</b><br/><b>Receptions</b> 1 at Los Angeles Chargers, Dec 16, 2021<br/>2 at Los Angeles Chargers, Dec 16, 2021<br/>2 at New Orleans Saints, Dec 21, 2015<br/>1 vs. New England Patriots, Dec 24, 2023<br/>1 at Los Angeles Chargers, Dec 10, 2023<br/>...15 more at 1.</p> <p><b>Receiving Yards</b> 20 at Los Angeles Chargers, Dec 16, 2021<br/>12 at Tampa Bay Buccaneers, Nov 08, 2020<br/>12 at St. Louis Rams, Dec 13, 2015<br/>11 at Baltimore Ravens, Sep 19, 2021<br/>10 at New Orleans Saints, Dec 21, 2015</p> <p><b>Longest Receptions</b> 20 at Los Angeles Chargers, Dec 16, 2021<br/>12 at Tampa Bay Buccaneers, Nov 08, 2020<br/>12 at St. Louis Rams, Dec 13, 2015<br/>11 at Baltimore Ravens, Sep 19, 2021<br/>9 vs. Tennessee Titans, Nov 06, 2022<br/>...1 more at 9.</p> <p><b>Receiving TDs</b> 1 at New Orleans Saints, Dec 21, 2015</p> | <p><b>All-Purpose Yards</b> 27 at Los Angeles Chargers, Dec 16, 2021<br/>20 at Los Angeles Chargers, Nov 20, 2022<br/>20 at Baltimore Ravens, Sep 19, 2021<br/>14 at Cincinnati Bengals, Jan 02, 2022<br/>14 vs. Minnesota Vikings, Dec 25, 2020</p> <p><b>Kickoff Returns</b> 1 at Los Angeles Chargers, Nov 20, 2022<br/>1 vs. Buffalo Bills, Oct 16, 2022<br/>1 at Cincinnati Bengals, Jan 02, 2022<br/>...2 more at 1.</p> <p><b>Kickoff Return Yards</b> 20 at Los Angeles Chargers, Nov 20, 2022<br/>12 at Cincinnati Bengals, Jan 02, 2022<br/>10 at Chicago Bears, Nov 01, 2020<br/>9 vs. Buffalo Bills, Oct 16, 2022<br/>9 at Baltimore Ravens, Sep 19, 2021</p> <p><b>Longest Kickoff Return</b> 20 at Los Angeles Chargers, Nov 20, 2022<br/>12 at Cincinnati Bengals, Jan 02, 2022<br/>10 at Chicago Bears, Nov 01, 2020<br/>9 vs. Buffalo Bills, Oct 16, 2022<br/>9 at Baltimore Ravens, Sep 19, 2021</p> <p><b>Special Teams Tackles</b> 3 vs. New York Jets, Nov 17, 2019<br/>2 at New York Jets, Sep 29, 2024<br/>2 vs. Detroit Lions, Nov 24, 2019<br/>1 vs. Pittsburgh Steelers, Sep 15, 2024<br/>1 at Seattle Seahawks, Sep 08, 2024<br/>...25 more at 1.</p> <p><b>Most TDs</b> 1 at Los Angeles Chargers, Dec 16, 2021<br/>1 at New Orleans Saints, Dec 21, 2015</p> <p><b>Miscellaneous Tackles</b> 1 at Kansas City Chiefs, Oct 12, 2023<br/>1 at Kansas City Chiefs, Nov 01, 2015</p> |
|---|---|

SINGLE-GAME HIGHS - POSTSEASON: RUSHING/RECEIVING

|  |  |
|--|--|
| <p><b>Rush Attempts</b> 1 vs. Cincinnati Bengals, Jan 30, 2022<br/>1 vs. Pittsburgh Steelers, Jan 16, 2022</p> <p><b>Rushing Yards</b> 3 vs. Pittsburgh Steelers, Jan 16, 2022<br/>1 vs. Cincinnati Bengals, Jan 30, 2022</p> <p><b>Longest Runs</b> 3 vs. Pittsburgh Steelers, Jan 16, 2022<br/>1 vs. Cincinnati Bengals, Jan 30, 2022</p> <p><b>Receptions</b> 2 vs. Chicago Bears, Jan 10, 2021</p> | <p><b>Receiving Yards</b> 15 vs. Chicago Bears, Jan 10, 2021<br/><b>Longest Receptions</b> 9 vs. Chicago Bears, Jan 10, 2021<br/>6 vs. Chicago Bears, Jan 10, 2021</p> <p><b>All-Purpose Yards</b> 15 vs. Chicago Bears, Jan 10, 2021<br/>3 vs. Pittsburgh Steelers, Jan 16, 2022<br/>1 vs. Cincinnati Bengals, Jan 30, 2022</p> <p><b>Special Teams Tackles</b> 1 at Philadelphia Eagles, Feb 12, 2023<br/>1 vs. Jacksonville Jaguars, Jan 21, 2023</p> |
|--|--|





2023 GAME-BY-GAME REGULAR-SEASON STATISTICS (BRONCOS)

| DATE               | OPPONENT    | P/S         | RUSHING  |          |            |          |          | RECEIVING |          |            |          |          | W/L        | SCORE |
|--------------------|-------------|-------------|----------|----------|------------|----------|----------|-----------|----------|------------|----------|----------|------------|-------|
|                    |             |             | NO.      | YDS.     | AVG.       | LG       | TD       | NO.       | YDS.     | AVG.       | LG       | TD       |            |       |
| 09/10              | Raiders     | P           | 0        | 0        | 0.0        | 0        | 0        | 1         | 3        | 3.0        | 3        | 0        | L          | 16-17 |
| 09/17              | Commanders  | P           | 1        | 3        | 3.0        | 3        | 0        | 0         | 0        | 0.0        | 0        | 0        | L          | 33-35 |
| 09/24              | at Dolphins | P           | 0        | 0        | 0.0        | 0        | 0        | 0         | 0        | 0.0        | 0        | 0        | L          | 20-70 |
| 10/01              | at Bears    | P           | 0        | 0        | 0.0        | 0        | 0        | 0         | 0        | 0.0        | 0        | 0        | W          | 31-28 |
| 10/08              | Jets        | P           | 0        | 0        | 0.0        | 0        | 0        | 0         | 0        | 0.0        | 0        | 0        | L          | 21-31 |
| 10/12              | at Chiefs   | P           | 2        | 2        | 1.0        | 3        | 0        | 0         | 0        | 0.0        | 0        | 0        | L          | 8-19  |
| 10/22              | Packers     | S           | 1        | -2       | -2.0       | -2       | 0        | 0         | 0        | 0.0        | 0        | 0        | W          | 19-17 |
| 10/29              | Chiefs      | P           | 0        | 0        | 0.0        | 0        | 0        | 0         | 0        | 0.0        | 0        | 0        | W          | 24-9  |
| 11/13              | at Bills    | P           | 0        | 0        | 0.0        | 0        | 0        | 0         | 0        | 0.0        | 0        | 0        | W          | 24-22 |
| 11/19              | Vikings     | P           | 0        | 0        | 0.0        | 0        | 0        | 0         | 0        | 0.0        | 0        | 0        | W          | 21-20 |
| 11/26              | Browns      | S           | 0        | 0        | 0.0        | 0        | 0        | 0         | 0        | 0.0        | 0        | 0        | W          | 29-12 |
| 12/03              | at Texans   | P           | 1        | 4        | 4.0        | 4        | 0        | 0         | 0        | 0.0        | 0        | 0        | L          | 17-22 |
| 12/10              | at Chargers | P           | 1        | 2        | 2.0        | 2        | 0        | 1         | 1        | 1.0        | 1        | 0        | W          | 24-7  |
| 12/16              | at Lions    | P           | 0        | 0        | 0.0        | 0        | 0        | 0         | 0        | 0.0        | 0        | 0        | L          | 17-42 |
| 12/24              | Patriots    | P           | 1        | 0        | 0.0        | 0        | 0        | 1         | 4        | 4.0        | 4        | 0        | L          | 23-26 |
| 12/31              | Chargers    | S           | 0        | 0        | 0.0        | 0        | 0        | 0         | 0        | 0.0        | 0        | 0        | W          | 16-9  |
| 01/07              | at Raiders  | P           | 0        | 0        | 0.0        | 0        | 0        | 0         | 0        | 0.0        | 0        | 0        | L          | 14-27 |
| <b>2023 TOTALS</b> |             | <b>17-3</b> | <b>7</b> | <b>9</b> | <b>1.3</b> | <b>4</b> | <b>0</b> | <b>3</b>  | <b>8</b> | <b>2.7</b> | <b>4</b> | <b>0</b> | <b>8-9</b> |       |

2024 GAME-BY-GAME REGULAR-SEASON STATISTICS (BRONCOS)

| DATE               | OPPONENT      | P/S        | RUSHING        |          |            |          |          | RECEIVING |          |            |          |          | W/L        | SCORE |
|--------------------|---------------|------------|----------------|----------|------------|----------|----------|-----------|----------|------------|----------|----------|------------|-------|
|                    |               |            | NO.            | YDS.     | AVG.       | LG       | TD       | NO.       | YDS.     | AVG.       | LG       | TD       |            |       |
| 09/08              | at Seahawks   |            | PRACTICE SQUAD |          |            |          |          |           |          |            |          |          | L          | 20-26 |
| 09/15              | Steelers      | P          | 0              | 0        | 0.0        | 0        | 0        | 1         | 1        | 1.0        | 1        | 0        | L          | 6-13  |
| 09/22              | at Buccaneers | P          | 0              | 0        | 0.0        | 0        | 0        | 0         | 0        | 0.0        | 0        | 0        | W          | 26-7  |
| 09/29              | at Jets       | P          | 0              | 0        | 0.0        | 0        | 0        | 1         | 3        | 3.0        | 3        | 0        | W          | 10-9  |
| 10/06              | Raiders       | S          | 0              | 0        | 0.0        | 0        | 0        | 1         | 5        | 5.0        | 5        | 0        | W          | 34-18 |
| <b>2024 TOTALS</b> |               | <b>4-1</b> | <b>0</b>       | <b>0</b> | <b>0.0</b> | <b>0</b> | <b>0</b> | <b>3</b>  | <b>9</b> | <b>3.0</b> | <b>5</b> | <b>0</b> | <b>3-2</b> |       |

2016 GAME-BY-GAME POSTSEASON STATISTICS (LIONS)

| DATE               | OPPONENT    | P/S        | RUSHING  |          |            |          |          | RECEIVING |          |            |          |          | W/L        | SCORE |
|--------------------|-------------|------------|----------|----------|------------|----------|----------|-----------|----------|------------|----------|----------|------------|-------|
|                    |             |            | NO.      | YDS.     | AVG.       | LG       | TD       | NO.       | YDS.     | AVG.       | LG       | TD       |            |       |
| 01/07              | at Seahawks |            | INACTIVE |          |            |          |          |           |          |            |          |          | L          | 6-26  |
| <b>2016 TOTALS</b> |             | <b>0-0</b> | <b>0</b> | <b>0</b> | <b>0.0</b> | <b>0</b> | <b>0</b> | <b>0</b>  | <b>0</b> | <b>0.0</b> | <b>0</b> | <b>0</b> | <b>0-1</b> |       |

2018 GAME-BY-GAME POSTSEASON STATISTICS (BEARS)

| DATE               | OPPONENT | P/S        | RUSHING  |          |            |          |          | RECEIVING |          |            |          |          | W/L        | SCORE |
|--------------------|----------|------------|----------|----------|------------|----------|----------|-----------|----------|------------|----------|----------|------------|-------|
|                    |          |            | NO.      | YDS.     | AVG.       | LG       | TD       | NO.       | YDS.     | AVG.       | LG       | TD       |            |       |
| 01/06              | Eagles   | P          | 0        | 0        | 0.0        | 0        | 0        | 0         | 0        | 0.0        | 0        | 0        | L          | 15-16 |
| <b>2018 TOTALS</b> |          | <b>1-0</b> | <b>0</b> | <b>0</b> | <b>0.0</b> | <b>0</b> | <b>0</b> | <b>0</b>  | <b>0</b> | <b>0.0</b> | <b>0</b> | <b>0</b> | <b>0-1</b> |       |







2020 GAME-BY-GAME POSTSEASON STATISTICS (SAINTS)

| DATE               | OPPONENT   | P/S        | RUSHING  |          |            |          |          | RECEIVING |           |            |          |          | W/L        | SCORE |
|--------------------|------------|------------|----------|----------|------------|----------|----------|-----------|-----------|------------|----------|----------|------------|-------|
|                    |            |            | NO.      | YDS.     | AVG.       | LG       | TD       | NO.       | YDS.      | AVG.       | LG       | TD       |            |       |
| 01/10              | Bears      | P          | 0        | 0        | 0.0        | 0        | 0        | 2         | 15        | 7.5        | 9        | 0        | W          | 21-9  |
| 01/17              | Buccaneers | P          | 0        | 0        | 0.0        | 0        | 0        | 0         | 0         | 0.0        | 0        | 0        | L          | 20-30 |
| <b>2020 TOTALS</b> |            | <b>2-0</b> | <b>0</b> | <b>0</b> | <b>0.0</b> | <b>0</b> | <b>0</b> | <b>2</b>  | <b>15</b> | <b>7.5</b> | <b>9</b> | <b>0</b> | <b>1-1</b> |       |

2021 GAME-BY-GAME POSTSEASON STATISTICS (CHIEFS)


| DATE               | OPPONENT | P/S        | RUSHING  |          |            |          |          | RECEIVING |          |            |          |          | W/L        | SCORE      |
|--------------------|----------|------------|----------|----------|------------|----------|----------|-----------|----------|------------|----------|----------|------------|------------|
|                    |          |            | NO.      | YDS.     | AVG.       | LG       | TD       | NO.       | YDS.     | AVG.       | LG       | TD       |            |            |
| 01/16              | Steelers | P          | 1        | 3        | 3.0        | 3        | 0        | 0         | 0        | 0.0        | 0        | 0        | W          | 42-21      |
| 01/23              | Bills    | P          | 0        | 0        | 0.0        | 0        | 0        | 0         | 0        | 0.0        | 0        | 0        | W          | 42-36<br>+ |
| 01/30              | Bengals  | P          | 1        | 1        | 1.0        | 1        | 0        | 0         | 0        | 0.0        | 0        | 0        | L          | 24-27<br>+ |
| <b>2021 TOTALS</b> |          | <b>3-0</b> | <b>2</b> | <b>4</b> | <b>2.0</b> | <b>3</b> | <b>0</b> | <b>0</b>  | <b>0</b> | <b>0.0</b> | <b>0</b> | <b>0</b> | <b>2-1</b> |            |

+ - Overtime

2022 GAME-BY-GAME POSTSEASON STATISTICS (CHIEFS)

| DATE               | OPPONENT  | P/S        | RUSHING  |          |            |          |          | RECEIVING |          |            |          |          | W/L        | SCORE |
|--------------------|-----------|------------|----------|----------|------------|----------|----------|-----------|----------|------------|----------|----------|------------|-------|
|                    |           |            | NO.      | YDS.     | AVG.       | LG       | TD       | NO.       | YDS.     | AVG.       | LG       | TD       |            |       |
| 01/21              | Jaguars   | P          | 0        | 0        | 0.0        | 0        | 0        | 0         | 0        | 0.0        | 0        | 0        | W          | 27-20 |
| 01/29              | Bengals   | P          | 0        | 0        | 0.0        | 0        | 0        | 0         | 0        | 0.0        | 0        | 0        | W          | 23-20 |
| 02/12              | at Eagles | P          | 0        | 0        | 0.0        | 0        | 0        | 0         | 0        | 0.0        | 0        | 0        | W          | 38-35 |
| <b>2022 TOTALS</b> |           | <b>3-0</b> | <b>0</b> | <b>0</b> | <b>0.0</b> | <b>0</b> | <b>0</b> | <b>0</b>  | <b>0</b> | <b>0.0</b> | <b>0</b> | <b>0</b> | <b>3-0</b> |       |





0 OLB



# JONATHON COOPER

HEIGHT/WEIGHT: 6-4 / 257

COLLEGE: Ohio State

BIRTHDAY: Jan. 8, 1998

BORN: Gahanna, Ohio

NFL EXPERIENCE: 4th YR

BRONCOS EXPERIENCE: 4th YR

GP/GS: 52/36

ACQUIRED: D7b-'21

## AT A GLANCE

- 👉 A fourth-year outside linebacker who has played 52 games (36 starts) for the Broncos from 2021-24, nabbing 170 tackles (94 solo), 17.0 sacks (121.5 yds.), one interception (4 yds.), two passes defended, one forced fumble and three fumble recoveries (1 TD).
- 👉 Has recorded the fourth-most sacks (16.0) among Broncos players drafted in the seventh round or later. His 16.0 sacks are the most in the NFL by a player selected in the seventh round of an NFL Draft since 2019.
- 👉 Set a career best with a team-high 8.5 sacks (65.5 yds.) along with 70 tackles (43 solo), one interception (4 yds.), two passes defended, one forced fumble and two fumble recoveries in 17 starts in 2023.
- 👉 Started 9-of-14 games played in 2022, making 44 tackles (20 solo) and two sacks (13 yds.).
- 👉 Appeared in 16 games (5 starts) as a rookie in 2021, totaling 37 tackles (22 solo), 2.5 sacks (22 yds.) and one fumble recovery.
- 👉 Played 45 games (25 starts) at Ohio State (2016-20), collecting 75 tackles (44 solo), 10 sacks (66 yds.), two pass breakups, one forced fumble and two fumble recoveries.
- 👉 Selected as an All-Big Ten honoree on two occasions, including third-team recognition in 2020.
- 👉 Became the first player in Ohio State history to wear the "Block O" jersey, which is given to the player who best represents the legacy of former Buckeye Bill Willis and exhibits selfless, player-driven leadership qualities.
- 👉 Started all eight games played in 2020, tallying 24 tackles (12 solo), 3.5 sacks (29 yds.), one pass breakup and one forced fumble.
- 👉 Limited to just four games (all starts) as a true senior in 2019 before suffering a season-ending injury and electing to redshirt.
- 👉 Opened all 13 games in 2018, posting a career-high 25 tackles (14 solo) to go along with 2.5 sacks (9 yds.) and one fumble recovery.
- 👉 Tallied 15 tackles (11 solo), two sacks (17 yds.) and one fumble recovery in 14 games played in 2017.
- 👉 Appeared in six games as a true freshman, adding six tackles (2 solo) and one sack (5 yds.).
- 👉 Prepped at Lincoln High School in Gahanna, Ohio, where he was named the state's Defensive Player of the Year while being selected to the All-USA Ohio football team as a senior.
- 👉 Selected by the Broncos in the seventh round (239th overall) of the 2021 NFL Draft.

**2024:** Cooper has started all four contests for the Broncos, tallying 17 tackles (8 solo), three sacks (18 yds.) and seven quarterback hits... Led the Broncos with two sacks (13 yards) at Sea. (9/8), marking the third multi-sack game of his career and first since 2023 vs. Was. (9/17)... First time since former Broncos OLB Von Miller in 2018 (vs. Sea., 9/9) that a Bronco recorded multiple sacks in the first half of the season opener... Tallied three tackles (2 solo) including a sack (5 yds.) at T.B. (9/22)... With sack of Buccaneers QB Baker Mayfield, tied DE Fred Stokes and NT Jeff Wright for the 13th-most quarterback takedowns by a player drafted in the seventh round or later in the NFL Draft in his first 50 career games... Recorded one sack of Raiders QB Gardner Minshew (3 yards) vs. L.V. (10/6).

**2023:** Cooper set a career best with a team-high 8.5 sacks (65.5 yds.) along with 70 tackles (43 solo), one interception (4 yds.), two passes defended, one forced fumble and two fumble recoveries in 17 starts... Tied his career-high of two sacks (20 yds.), including a strip sack of Commanders QB Sam Howell, along with a career-best eight tackles (3 solo) vs. Was. (9/17)... His strip sack of Howell was his first career forced fumble... Made six tackles (3 solo) at Mia. (9/24)... Sacked Bears QB Justin Fields for a six-yard loss, made five tackles (2 solo) and recovered a strip sack forced by OLB Nik Bonitto for a touchdown at Chi. (10/1)... His scoop-and-score was the first by a Bronco since 2019 when S Kareem Jackson recovered a fumble for a score at Hou. (12/8)... Sacked Chiefs QB Patrick Mahomes for a two-yard loss while also contributing three solo tackles and his first career pass defended at K.C. (10/12)... Made six tackles (3 solo) in the win vs. G.B. (10/22)... Recovered a strip sack from OLB Baron Browning while also assisting on a sack (3.5 yds.) and made three tackles (1 solo) in the win vs. K.C. (10/29)... Sacked Vikings QB Josh Dobbs for an 11-yard loss and also made five tackles (2 solo) in the win vs. Min. (11/19)... Finished with five tackles (4 solo) and one quarterback hit in the win vs. Cle. (11/26)... Made seven tackles (4 solo) at Hou. (12/3)... Nabbed his first career interception off Chargers QB Justin Herbert and also made two solo tackles at LAC (12/10)... Sacked Lions QB Jared Goff at Det. (12/16) to tie former Broncos LB Ken Woodard for the fourth-most sacks (11.0)





by a Broncos' draft selection in the seventh round or later... Posted four solo tackles and one sack (10 yds.) on Patriots QB Bailey Zappe vs. N.E. (12/24)... Recorded a sack in a third straight game after bringing down Chargers QB Easton Stick for a five-yard loss.

**2022:** Cooper started 9-of-14 games played, making 44 tackles (20 solo) and two sacks (13 yds.)... Made his first start of the season in the win at Jac. (10/30), tallying five tackles (1 solo)... Produced a career-high seven tackles (5 solo) along with a QB hit vs. L.V. (11/20)... Notched his first sack of the season against Ravens QB Lamar Jackson (6 yds.) along with five tackles (1 solo) at Bal. (12/4)... Picked up a sack in a second-straight game after taking down Chiefs QB Patrick Mahomes while also logging two tackles (1 solo) vs. K.C. (12/11)... Tied a career-high 7 tackles (3 solo) at LAR (12/25).

**2021:** Cooper, who was selected by the Broncos in the seventh round (239th overall) of the 2021 NFL Draft, appeared in 16 games (5 starts), totaling 37 tackles (22 solo), 2.5 sacks (22 yds.), and one fumble recovery... Made his NFL debut in Week 1 at NYG (9/12)... Collected first career tackle vs. NYJ (9/26)... Recorded five tackles (2 solo) and a career-high three quarterback hits at Cle. (10/21)... Collected first career start, tallying two assisted tackles vs. Was. (10/31)... Registered the first two sacks of his career and tallied two quarterback takedowns (20 yds.) and four tackles (3 solo) at Dal. (11/7)... Posted five tackles (4 solo) vs. Phi. (11/14)... Registered first career fumble recovery and added five solo tackles vs. Det. (12/12)... Totaled 0.5 sacks (2 yds.) and had a career-high six tackles (4 solo) vs. Cin. (12/19).

**COLLEGE:** Cooper served as a two-year captain and started 25-of-45 games played over his five seasons (2016-20) at Ohio State... Selected as an All-Big Ten honoree on two occasions, including third-team recognition in 2020... Became the first player in Ohio State history to wear the "Block O" jersey which is given to the player who best represents the legacy of former Buckeye Bill Willis and exhibits selfless, player-driven leadership qualities... Started all eight games played in his final collegiate campaign in 2020, compiling 24 tackles (12 solo), 3.5 sacks (29 yds.), one pass breakup and one forced fumble... Limited to just four games (all starts) during his true senior season in 2019 before suffering a season-ending injury and electing to redshirt... Opened all 13 games in 2018, compiling 25 tackles (24 solo), 2.5 sacks (9 yds.) and one fumble recovery... Tallied 15 tackles (11 solo), two sacks (17 yds.) and one fumble recovery in 14 games played in 2017... Appeared in six games as true freshman in 2016, garnering six tackles (2 solo) and one sack (5 yds.).

**PERSONAL:** Cooper attended Lincoln High School in Gahanna, Ohio, where he was named USA Today's Ohio Defensive Player of the Year while being selected to the All-USA Ohio football team as a senior... Selected to the Associated Press All-State team as a senior... Jonathon Cooper was born on Jan. 8, 1998, in Gahanna, Ohio.

Transactions

Signed by Denver as a draft choice 6/15/21.

REGULAR SEASON COMPARISON: DEFENSIVE - LOS ANGELES CHARGERS

| DATE          | OPP         | W/L        | GP/GS      | TACKLES  |          |          |            |            |          |          | MISC     |          |          |          |          |
|---------------|-------------|------------|------------|----------|----------|----------|------------|------------|----------|----------|----------|----------|----------|----------|----------|
|               |             |            |            | TOT      | SOLO     | ASST     | SACK       | YDS.       | INT      | TFL      | PD       | QBH      | TD       | FF       | FR       |
| 11/28/21      | DEN vs. LAC | W          | P          | 1        | 1        | 0        | 0.0        | 0.0        | 0        | 0        | 0        | 0        | 0        | 0        | 0        |
| 10/17/22      | DEN @ LAC   | L          | P          | 2        | 2        | 0        | 0.0        | 0.0        | 0        | 0        | 0        | 2        | 0        | 0        | 0        |
| 1/8/23        | DEN vs. LAC | W          | S          | 3        | 1        | 2        | 0.0        | 0.0        | 0        | 0        | 0        | 0        | 0        | 0        | 0        |
| 12/10/23      | DEN @ LAC   | W          | S          | 2        | 2        | 0        | 0.0        | 0.0        | 1        | 0        | 1        | 0        | 0        | 0        | 0        |
| 12/31/23      | DEN vs. LAC | W          | S          | 1        | 1        | 0        | 1.0        | 5.0        | 0        | 1        | 0        | 1        | 0        | 0        | 0        |
| <b>TOTALS</b> |             | <b>4/1</b> | <b>5/3</b> | <b>9</b> | <b>7</b> | <b>2</b> | <b>1.0</b> | <b>5.0</b> | <b>1</b> | <b>1</b> | <b>1</b> | <b>3</b> | <b>0</b> | <b>0</b> | <b>0</b> |





Jonathon Cooper's NFL Regular Season Defensive Statistics

| DATE              | TEAM    | GP        | GS        | TACKLES    |           |           |           |            |             |              | INTERCEPTIONS |          |          |          |          | O. FUMB  |          |          |          | ST        |          |          |          | MISC     |          |          |          |
|-------------------|---------|-----------|-----------|------------|-----------|-----------|-----------|------------|-------------|--------------|---------------|----------|----------|----------|----------|----------|----------|----------|----------|-----------|----------|----------|----------|----------|----------|----------|----------|
|                   |         |           |           | TK         | S         | A         | TFL       | YDS        | SK          | YDS          | QBH           | NO       | YDS      | LG       | TD       | PD       | FF       | FR       | TD       | YDS       | TK       | S        | A        | FF       | FR       | S        | A        |
| 2021              | Broncos | 16        | 5         | 37         | 22        | 15        | 4         | 28         | 2.5         | 22.0         | 7             | 0        | 0        | 0        | 0        | 0        | 0        | 1        | 0        | 0         | 1        | 0        | 1        | 0        | 0        | 0        | 0        |
| 2022              | Broncos | 14        | 9         | 44         | 20        | 24        | 2         | 13         | 2.0         | 13.0         | 7             | 0        | 0        | 0        | 0        | 0        | 0        | 0        | 0        | 0         | 4        | 3        | 1        | 0        | 0        | 0        | 0        |
| 2023              | Broncos | 17        | 17        | 70         | 43        | 27        | 8         | 45         | 8.5         | 65.5         | 13            | 1        | 4        | 4        | 0        | 2        | 1        | 2        | 1        | 35        | 2        | 1        | 1        | 0        | 0        | 0        | 0        |
| 2024              | Broncos | 5         | 5         | 19         | 9         | 10        | 4         | 21         | 4.0         | 21.0         | 9             | 0        | 0        | 0        | 0        | 0        | 0        | 0        | 0        | 0         | 0        | 0        | 0        | 0        | 0        | 0        | 0        |
| <b>NFL TOTALS</b> |         | <b>52</b> | <b>36</b> | <b>170</b> | <b>94</b> | <b>76</b> | <b>18</b> | <b>107</b> | <b>17.0</b> | <b>121.5</b> | <b>36</b>     | <b>1</b> | <b>4</b> | <b>4</b> | <b>0</b> | <b>2</b> | <b>1</b> | <b>3</b> | <b>1</b> | <b>35</b> | <b>7</b> | <b>4</b> | <b>3</b> | <b>0</b> | <b>0</b> | <b>0</b> | <b>0</b> |

SINGLE-GAME HIGHS: DEFENSIVE

**Total Tackles** 8 vs. Washington Commanders, Sep 17, 2023  
 7 at Houston Texans, Dec 03, 2023  
 7 at Los Angeles Rams, Dec 25, 2022  
 7 vs. Las Vegas Raiders, Nov 20, 2022  
 6 at Seattle Seahawks, Sep 08, 2024  
 ...3 more at 6.

**Solo Tackles** 5 at Detroit Lions, Dec 16, 2023  
 5 vs. Las Vegas Raiders, Nov 20, 2022  
 5 vs. Detroit Lions, Dec 12, 2021  
 4 vs. New England Patriots, Dec 24, 2023  
 ...4 more at 4.

**Sacks** 2.0 at Seattle Seahawks, Sep 08, 2024  
 2.0 vs. Washington Commanders, Sep 17, 2023  
 2.0 at Dallas Cowboys, Nov 07, 2021  
 1.0 vs. Las Vegas Raiders, Oct 06, 2024  
 ...9 more at 1.0.

**Fumble Recoveries**  
**Tackles For Loss**

1 vs. Detroit Lions, Dec 12, 2021  
 2 at Seattle Seahawks, Sep 08, 2024  
 2 vs. Minnesota Vikings, Nov 19, 2023  
 2 at Dallas Cowboys, Nov 07, 2021  
 1 vs. Las Vegas Raiders, Oct 06, 2024  
 ...11 more at 1.

**Special Teams Tackles** 1 at Kansas City Chiefs, Dec 05, 2021

2023 GAME-BY-GAME REGULAR-SEASON STATISTICS (BRONCOS)

| DATE               | OPPONENT    | P/S          | TACKLES   |           |           |          |          |             |          | INTERCEPTIONS |           |          |          |          | O. FUMB  |          |          |          | ST       |           |          |          | MISC     |          | SCOR E   |          |            |       |
|--------------------|-------------|--------------|-----------|-----------|-----------|----------|----------|-------------|----------|---------------|-----------|----------|----------|----------|----------|----------|----------|----------|----------|-----------|----------|----------|----------|----------|----------|----------|------------|-------|
|                    |             |              | TK        | S         | A         | SK       | YDS      | TFL         | YDS      | QBH           | NO        | YDS      | LG       | TD       | PD       | FF       | FR       | TD       | YDS      | TK        | S        | A        | FF       | FR       |          | S        | A          | W/L   |
| 09/10              | Raiders     | S            | 3         | 2         | 1         | 0        | 0        | 0           | 0        | 0             | 0         | 0        | 0        | 0        | 0        | 0        | 0        | 0        | 0        | 0         | 0        | 0        | 0        | 0        | 0        | 0        | L          | 16-17 |
| 09/17              | Commanders  | S            | 8         | 3         | 5         | 2        | 0        | 20          | 0        | 1             | 3         | 1        | 0        | 0        | 0        | 0        | 0        | 1        | 0        | 0         | 0        | 0        | 0        | 0        | 0        | 0        | L          | 33-35 |
| 09/24              | at Dolphins | S            | 6         | 3         | 3         | 0        | 0        | 0           | 0        | 0             | 0         | 0        | 0        | 0        | 0        | 0        | 0        | 0        | 0        | 0         | 1        | 0        | 1        | 0        | 0        | 0        | L          | 20-70 |
| 10/01              | at Bears    | S            | 5         | 2         | 3         | 1        | 0        | 6           | 0        | 1             | 6         | 2        | 0        | 0        | 0        | 0        | 0        | 0        | 1        | 1         | 35       | 0        | 0        | 0        | 0        | 0        | W          | 31-28 |
| 10/08              | Jets        | S            | 4         | 3         | 1         | 0        | 0        | 0           | 0        | 0             | 0         | 0        | 0        | 0        | 0        | 0        | 0        | 0        | 0        | 0         | 0        | 0        | 0        | 0        | 0        | 0        | L          | 21-31 |
| 10/12              | at Chiefs   | S            | 3         | 3         | 0         | 1        | 0        | 2           | 0        | 1             | 2         | 2        | 0        | 0        | 0        | 0        | 1        | 0        | 0        | 0         | 0        | 0        | 0        | 0        | 0        | 0        | L          | 8-19  |
| 10/22              | Packers     | S            | 6         | 3         | 3         | 0        | 0        | 0           | 0        | 0             | 0         | 1        | 0        | 0        | 0        | 0        | 0        | 0        | 0        | 0         | 0        | 0        | 0        | 0        | 0        | 0        | W          | 19-17 |
| 10/29              | Chiefs      | S            | 3         | 1         | 2         | 0        | 5        | 3           | 0        | 0             | 2         | 0        | 0        | 0        | 0        | 0        | 0        | 0        | 1        | 0         | 0        | 0        | 0        | 0        | 0        | 0        | W          | 24-9  |
| 11/13              | at Bills    | S            | 1         | 1         | 0         | 0        | 0        | 0           | 0        | 0             | 0         | 0        | 0        | 0        | 0        | 0        | 0        | 0        | 0        | 0         | 0        | 1        | 1        | 0        | 0        | 0        | W          | 24-22 |
| 11/19              | Vikings     | S            | 5         | 2         | 3         | 1        | 0        | 11          | 0        | 2             | 11        | 1        | 0        | 0        | 0        | 0        | 0        | 0        | 0        | 0         | 0        | 0        | 0        | 0        | 0        | 0        | W          | 21-20 |
| 11/26              | Browns      | S            | 5         | 4         | 1         | 0        | 0        | 0           | 0        | 0             | 0         | 1        | 0        | 0        | 0        | 0        | 0        | 0        | 0        | 0         | 0        | 0        | 0        | 0        | 0        | 0        | W          | 29-12 |
| 12/03              | at Texans   | S            | 7         | 4         | 3         | 0        | 0        | 0           | 0        | 0             | 0         | 0        | 0        | 0        | 0        | 0        | 0        | 0        | 0        | 0         | 0        | 0        | 0        | 0        | 0        | 0        | L          | 17-22 |
| 12/10              | at Chargers | S            | 2         | 2         | 0         | 0        | 0        | 0           | 0        | 0             | 0         | 0        | 1        | 4        | 4        | 0        | 1        | 0        | 0        | 0         | 0        | 0        | 0        | 0        | 0        | 0        | W          | 24-7  |
| 12/16              | at Lions    | S            | 5         | 5         | 0         | 1        | 0        | 8           | 0        | 1             | 8         | 1        | 0        | 0        | 0        | 0        | 0        | 0        | 0        | 0         | 0        | 0        | 0        | 0        | 0        | 0        | L          | 17-42 |
| 12/24              | Patriots    | S            | 4         | 4         | 0         | 1        | 0        | 10          | 0        | 1             | 10        | 1        | 0        | 0        | 0        | 0        | 0        | 0        | 0        | 0         | 0        | 0        | 0        | 0        | 0        | 0        | L          | 23-26 |
| 12/31              | Chargers    | S            | 1         | 1         | 0         | 1        | 0        | 5           | 0        | 1             | 5         | 1        | 0        | 0        | 0        | 0        | 0        | 0        | 0        | 0         | 0        | 0        | 0        | 0        | 0        | 0        | W          | 16-9  |
| 01/07              | at Raiders  | S            | 2         | 0         | 2         | 0        | 0        | 0           | 0        | 0             | 0         | 0        | 0        | 0        | 0        | 0        | 0        | 0        | 0        | 0         | 0        | 0        | 0        | 0        | 0        | 0        | L          | 14-27 |
| <b>2023 TOTALS</b> |             | <b>17-17</b> | <b>70</b> | <b>43</b> | <b>27</b> | <b>8</b> | <b>5</b> | <b>65.5</b> | <b>8</b> | <b>45</b>     | <b>13</b> | <b>1</b> | <b>4</b> | <b>4</b> | <b>0</b> | <b>2</b> | <b>1</b> | <b>2</b> | <b>1</b> | <b>35</b> | <b>2</b> | <b>1</b> | <b>0</b> | <b>0</b> | <b>0</b> | <b>0</b> | <b>8-9</b> |       |






2024 GAME-BY-GAME REGULAR-SEASON STATISTICS (BRONCOS)

| DATE               | OPPONENT      | P/S        | TACKLES   |          |           |            |             |          |           | INTERCEPTIONS |          |          |          |          | O. FUMB  |          |          |          | ST       |          |          |          | MISC     |          |          | SCORE      |       |      |       |
|--------------------|---------------|------------|-----------|----------|-----------|------------|-------------|----------|-----------|---------------|----------|----------|----------|----------|----------|----------|----------|----------|----------|----------|----------|----------|----------|----------|----------|------------|-------|------|-------|
|                    |               |            | TK        | S        | A         | SK         | YDS         | TFL      | YDS       | QBH           | NO       | YDS      | LG       | TD       | PD       | FF       | FR       | TD       | YDS      | TK       | S        | A        | FF       | FR       | S        |            | A     | W/L  |       |
| 09/08              | at Seahawks   | S          | 6         | 2        | 4         | 2.0        | 13.0        | 2        | 13        | 4             | 0        | 0        | 0        | 0        | 0        | 0        | 0        | 0        | 0        | 0        | 0        | 0        | 0        | 0        | 0        | 0          | 0     | L    | 20-26 |
| 09/15              | Steelers      | S          | 5         | 2        | 3         | 0.0        | 0.0         | 0        | 0         | 0             | 0        | 0        | 0        | 0        | 0        | 0        | 0        | 0        | 0        | 0        | 0        | 0        | 0        | 0        | 0        | 0          | L     | 6-13 |       |
| 09/22              | at Buccaneers | S          | 3         | 2        | 1         | 1.0        | 5.0         | 1        | 5         | 1             | 0        | 0        | 0        | 0        | 0        | 0        | 0        | 0        | 0        | 0        | 0        | 0        | 0        | 0        | 0        | 0          | W     | 26-7 |       |
| 09/29              | at Jets       | S          | 3         | 2        | 1         | 0.0        | 0.0         | 0        | 0         | 2             | 0        | 0        | 0        | 0        | 0        | 0        | 0        | 0        | 0        | 0        | 0        | 0        | 0        | 0        | 0        | W          | 10-9  |      |       |
| 10/06              | Raiders       | S          | 2         | 1        | 1         | 1.0        | 3.0         | 1        | 3         | 2             | 0        | 0        | 0        | 0        | 0        | 0        | 0        | 0        | 0        | 0        | 0        | 0        | 0        | 0        | 0        | W          | 34-18 |      |       |
| <b>2024 TOTALS</b> |               | <b>5-5</b> | <b>19</b> | <b>9</b> | <b>10</b> | <b>4.0</b> | <b>21.0</b> | <b>4</b> | <b>21</b> | <b>9</b>      | <b>0</b> | <b>0</b> | <b>0</b> | <b>0</b> | <b>0</b> | <b>0</b> | <b>0</b> | <b>0</b> | <b>0</b> | <b>0</b> | <b>0</b> | <b>0</b> | <b>0</b> | <b>0</b> | <b>0</b> | <b>3-2</b> |       |      |       |





73 T



# FRANK CRUM

**HEIGHT/WEIGHT:** 6-7 / 315

**COLLEGE:** Wyoming

**BIRTHDAY:** May. 14, 2000

**BORN:** Laramie, Wyo.

**NFL EXPERIENCE:** R

**BRONCOS EXPERIENCE:** R

**GP/GS:** 3/0

**ACQUIRED:** CFA-'24

## AT A GLANCE

- A rookie tackle who has appeared in three games with the Broncos (2024).
- Played at the University of Wyoming who played six seasons with the Cowboys (2018-23), appearing in 56 games (49 starts).
- Started all 13 games at tackle in 2023, earning first-team All-Mountain West honors in 2023.
- Earned all-conference honors from Pro Football Focus after starting all 12 games in 2022.
- Was named honorable mention All-Mountain West by Pro Football Focus after starting all 13 games in 2021.
- Attended Laramie (Wyo.) High School, where he earned first-team 4A East All-Conference honors during his senior season in 2017.
- Signed by Denver as a college free agent on May 10, 2024.

**2023:** Started all 13 games at tackle, earning first-team All-Mountain West honors.

**2022:** Earned all-conference honors from Pro Football Focus after starting all 12 games and was part of an offensive line that allowed only 1.46 sacks per game.

**2021:** Was named honorable mention All-Mountain West by Pro Football Focus after starting all 13 games... Blocked for RB Xazavian Valladay, who ranked third in the conference in rushing yards per game.

**2020:** Started all six games played and helped pave the way for a rushing attack that ranked No. 2 in the Mountain West (219.5 ypg).

**2019:** Played 12 games (5 starts) in 2019 after redshirting his freshman year in 2018.

**PERSONAL:** Attended Laramie (Wyo.) High School, where he earned first-team 4A East All-Conference honors during his senior season in 2017... Helped Laramie High School to the 2017 Class 4A State Playoffs... Also played basketball... Frank Crum was born May 14, 2000.


## Transactions

Signed by Denver as a college free agent 5/10/24.

## Frank Crum's NFL Regular Season Statistics

| DATE              | TEAM    | GP       | GS       |
|-------------------|---------|----------|----------|
| 2024              | Broncos | 3        | 0        |
| <b>NFL TOTALS</b> |         | <b>3</b> | <b>0</b> |





9 P



**RILEY  
DIXON**

**HEIGHT/WEIGHT:** 6-4 / 221

**COLLEGE:** Syracuse

**BIRTHDAY:** Aug. 24, 1993

**BORN:** Oneida, N.Y.

**NFL EXPERIENCE:** 9th YR

**BRONCOS EXPERIENCE:** 4th YR

**GP/GS:** 136/0

**ACQUIRED:** UFA (LAR)-'23

**AT A GLANCE**

- A ninth-year player who has appeared in 136 games with Denver (2016-17; '23-24), N.Y. Giants (2018-21) and L.A. Rams (2022), punting 621 times for 28,488 yards (45.9 avg. / 41.0 net) with 39 touchbacks and 212 punts inside of the 20-yard line.
- Since 2016, ranks in the Top-10 among punters in punts (1st–621), punting yards (1st–28,488) and punts inside of the 20-yard line (3rd–212).
- Punted 79 times for 3,659 yards (46.3 avg. / 42.3 net) with 27 punts inside the 20-yard line and six touchbacks in 2023.
- Set a career-high 48.4 punting average in 17 games in 2022 with the Rams after punting 71 times for 3,434 yards with 19 punts inside of the 20-yard line, four touchbacks and a 40.8 net average.
- Punted 74 times in 17 games during 2021 with the Giants, totaling 3,283 yards (44.4 avg. / 39.5 net) with 24 punts inside of the 20-yard line and six touchbacks.
- In 2020, recorded 2,911 yards on 65 punts (44.8 avg. / 38.8 net) along with 28 punts inside of the 20-yard line and six touchbacks.
- Recorded a career-high 29 punts inside the 20-yard line on 69 punts and also totaled 3,178 yards (46.1 avg. / 42.3 net) and two touchbacks in 16 games in 2019.
- Contributed 3,226 yards on 71 punts (45.4 avg. / 41.8 net) with four touchbacks and 20 punts inside of the 20-yard line in 16 games during the 2018 season.
- Played in 16 games in 2017, punting 73 times for the Broncos for 3,331 yards (45.6 avg. / 40.2 net) with 23 punts inside of the 20-yard line and three touchbacks.
- Punted 89 times for 4,068 yards (45.7 avg.) with Denver in 2016, setting an NFL rookie record for single-season net punting average (41.3).
- Played 39 games for Syracuse University after joining the team as a walk-on, totaling 218 punts for 9,291 yards (42.9 avg.) with 72 punts inside the 20-yard line.
- Selected by the Broncos in the seventh round (228th overall) of the 2016 NFL Draft.
- Signed by Denver as an unrestricted free agent (L.A. Rams) on March 21, 2023.

**2024:** Dixon punted eight times for 389 yards (48.6 avg. / 46.1 net) with one touchback and four punts inside of the 20-yard line at Sea. (9/8)... Tallied six punts in the season opener vs. Pit. (9/15) for 315 yards (52.5 avg. / 48.0 net) with three punts inside of the 20-yard line... Punted eight times for 339 yards (42.4 avg. / 44.2 net) with three punts inside of the 20-yard line at NYJ (9/29).

**2023:** Dixon punted 79 times for 3,659 yards (46.3 avg. / 42.3 net) with 27 punts inside the 20-yard line and six touchbacks... Punted five times for 234 yards (46.8 avg. / 40.8 net) with three punts inside the 20 at Mia. (9/24)... Had four punts for 163 yards (40.8 avg. / 38.8 net) with two punts inside of the 20 at Chi. (10/1)... Had one punt inside the 20-yard line on five punts for 224 yards (44.8 avg. / 42.8 net) and also assisted on a tackle at K.C. (10/12)... Punted four times for 217 yards (54.3 avg. / 42.5 net), including a season-high 68 yard punt, in the win vs. Min. (11/19)... Had three punts inside of the 20-yard line after punting six times for 266 yards (44.3 avg. / 43.2 net) at Hou. (12/3)... Tied his career high with five punts inside of the 20-yard line on seven attempts along with 313 yards (44.7 avg. / 44.7 net) at LAC (12/10)... Punted five times for 259 yards (51.8 avg. / 46.2 net) with two punts inside of the 20-yard line at Det. (12/16)... Had five punts for 243 yards (48.6 avg. / 42.2 net) with three punts inside the 20-yard line vs. LAC (12/31).

**2022:** Dixon set a career-high 48.4 punting average in 17 games with the Rams after punting 71 times for 3,434 yards with 19 punts inside of the 20-yard line, four touchbacks and a 40.8 net average... Punted five times for 240 yards (48.0 avg. / 45.6 net) with one punt inside the 20-yard line vs. Car. (10/16)... Totaled 253 yards on five punts (50.6 avg. / 43.8 net) along with one punt inside the 20-yard line vs. S.F. (10/30)... Contributed a season-high nine punts for 477 yards (53.0 avg. / 43.9 net) along with two punts inside the 20-yard line at T.B. (11/6)... Punted six times for 286 yards (47.7 avg. / 41.0 net) and one punt inside the 20-yard line at N.O. (11/20).

2021: Dixon punted 74 times in 17 games with the Giants, totaling 3,283 yards (44.4 avg. / 39.5 net) with 24 punts inside of





the 20-yard line and six touchbacks... Produced 215 yards and two punts inside of the 20-yard line on five punt attempts (43.0 avg. / 43.0 net) at K.C. (11/1)... Produced five punts for 228 yards (45.6 avg. / 41.6 net) with one punt inside the 20-yard line at LAC (12/12)... Totaled a season-high 306 yards on six punts (51.0 avg. / 47.2 net) with one punt inside the 20-yard line vs. Was. (1/9).

**2020:** Dixon recorded 2,911 yards on 65 punts (44.8 avg. / 38.8 net) along with 28 punts inside of the 20-yard line and six touchbacks... Placed two punts inside the 20-yard line and totaled 216 yards on five punts (43.2 avg. / 40.0 net) at LAR (10/4)... Punted six times for 265 yards (44.2 avg. / 42.0 net) and three punts inside the 20-yard line at Phi. (10/22)... Contributed five punts for 233 yards (46.6 avg. / 37.8 net) with two punts inside the 20-yard line at Cin. (11/29)... Punted a season-high eight times for 390 yards (48.8 avg. / 36.6 net) with one punt inside of the 20-yard line vs. Ari. (12/13)... Punted twice inside the 20-yard line and amassed 226 yards on five punts (45.2 avg. / 37.6 net) vs. Dal. (1/3).

**2019:** Dixon recorded a career-high 29 punts inside the 20-yard line on 69 punts and also totaled 3,178 yards (46.1 avg. / 42.3 net) and two touchbacks in 16 games... Placed two punts inside of the 20-yard line on five attempts and totaled 242 yards (48.4 avg. / 47.2 net) vs. Buf. (9/15)... Punted five times for 244 yards (48.8 avg. / 47.0 net) with one punt inside of the 20-yard line at T.B. (9/22)... Posted 322 yards on six punts (53.7 avg. / 45.5 net) with one punt inside the 20-yard line at NYJ (11/10)... Set a season-high four punts inside the 20-yard line on five attempts for 257 yards (51.4 avg. / 51.2 net) at Chi. (11/24)... Had a season-high nine punts for 415 yards (46.1 avg. / 43.6 net) with two punts inside the 20-yard line at Phi. (12/9)... Punted five times for 209 yards (41.8 avg. / 41.8 net) with two punts inside the 20-yard line vs. Mia. (12/15)... Contributed 257 yards on six punts (42.8 avg. / 42.3 net) with three punts inside of the 20-yard line vs. Phi. (12/29).

**2018:** Dixon contributed 3,226 yards on 71 punts (45.4 avg. / 41.8 net) with four touchbacks and 20 punts inside of the 20-yard line in 16 games... Punted five times for 247 yards (49.4 avg. / 43.4 net) vs. Jac. (9/9)... Set a season-high three punts inside the 20-yard line on six punts for 260 yards (43.3 avg. / 40.0 net) at Dal. (9/16)... Posted 253 yards on five punts (50.6 avg. / 41.2 net) with two punts inside the 20-yard line vs. Phi. (10/11)... Recorded three punts inside the 20-yard line on five punts and finished with 220 yards (44.0 avg. / 44.0 net) vs. Was. (10/28)... Punted five times for 238 yards (47.6 avg. / 42.8 net) with three punts inside the 20-yard line at S.F. (11/12)... Posted a season-high seven punts for 311 yards (44.4 avg. / 42.1 net) and one punt inside the 20-yard line vs. Chi. (12/2)... Totaled 258 yards on six punts (43.0 avg. / 43.3 net) with one punt inside the 20-yard line at Was. (12/9).

**2017:** Dixon punted 73 times for 3,331 yards (45.6 avg. / 40.2 net) with 23 punts inside the 20-yard line and two blocks... Punted three times for 144 yards (48.0 avg. / 49.0 net) vs. LAC (9/11)... Punted three times for 125 yards (41.7 avg.) and made one special-teams tackle at Buf. (9/24)... Punted four times for 162 yards (40.5 avg. / 40.5 net) at K.C. (10/30)... Punted six times for 302 yards (50.3 avg. / 46.7 net) at Phi. (11/5)... Punted five times for 222 yards (44.4 / 43.6 net) with a season-best four punts inside the 20-yard line vs. Cin. (11/19).

**2016:** Selected in the seventh round (228th overall) of the 2016 NFL Draft, Dixon punted 89 times for 4,068 yards (45.7 avg. / 41.3 net)... Finished with the highest net punting average (41.3) by a rookie in NFL history... Punted seven times for 330 yards (47.1 avg. / 41.9 net) with five punts inside the 20-yard line at T.B. (10/2)... Punted five times for 253 yards (50.6 avg. / 47.8 net), including a 68-yard punt from the end zone with just over two minutes remaining in the game vs. S.D. (10/30)... Punted 11 times for 506 yards—the fifth-most yards in team history—(46.0 avg. / 40.8 net) with three punts inside the 20-yard line at Jac. (12/4)... Punted five times for 207 yards (41.4 avg. / 38.0 net) with two punts inside the 20-yard line in addition to completing a 16-yard pass at Ten. (12/11)... Became the second Broncos punter ever and first since Chris Norman (vs. K.C. on 11/16/86) to complete a pass.

**COLLEGE:** Dixon played 39 games for Syracuse University after joining the team as a walk-on, totaling 218 punts for 9,291 yards (42.9 avg.) with 72 punts inside the 20-yard line... Appeared in 12 games in 2015, totaling 65 punts for 2,839 yards (43.7 gross / 41.9 net) while placing 28 kicks inside the 20-yard line (43.1%) in his senior season at Syracuse... Named one of 10 semifinalists for the Ray Guy Award (nation's top punter) and a semifinalist for the William V. Campbell Trophy (most outstanding football scholar-athlete)... Played 12 games as a junior, punting 75 times for 3,182 yards (42.4 avg.) with 23 punts inside the 20-yard line... Earned honorable mention All-ACC recognition and was a Burlsworth Trophy nominee (most outstanding player who began his career as a walk-on)... Completed the eventual game-winning pass (1 yd.) on a fake field goal in double overtime vs. Villanova (8/29/14)... Rushed for 42 yards on a fake punt against Notre Dame (9/27/14)... Saw action in all 13 games in 2013, punting 75 times for 3,161 yards (42.1 avg.)... Booted a school-record 75-yard punt against Clemson (10/5/13)... Rewarded with a scholarship at the end of his redshirt sophomore season.

**PERSONAL:** Dixon oversaw punting and kicking duties for Christian Brothers Academy in Syracuse, N.Y.... Named to the 2010 Post-Standard All-Central New York first team... Also lettered in baseball... Earned his undergraduate degree in accounting and is currently pursuing a master's degree in accounting... Named to Syracuse's Athletic Director Honor Roll in nine consecutive semesters in addition to making the 2013 and 2014 All-ACC Academic teams... Riley Dixon was born on Aug. 24, 1993, in Oneida, N.Y.

---

### Transactions

Signed by Denver as a draft choice 5/11/16; Traded to N.Y. Giants 4/23/18; Re-Signed by N.Y. Giants 12/8/19; Released by N.Y. Giants 3/10/22; Signed by L.A. Rams 4/5/22; Signed by Denver 3/21/23.

---







REGULAR SEASON COMPARISON: PUNTING - LOS ANGELES CHARGERS

| DATE          | OPP         | W/L        | GP/GS      | NO.       | YDS.         | AVG.        | TB       | I20       | LG        |
|---------------|-------------|------------|------------|-----------|--------------|-------------|----------|-----------|-----------|
| 10/13/16      | DEN @ SD    | L          | P          | 5         | 221          | 44.2        | 0        | 2         | 48        |
| 10/30/16      | DEN vs. SD  | W          | P          | 5         | 253          | 50.6        | 0        | 0         | 68        |
| 9/11/17       | DEN vs. LAC | W          | P          | 3         | 144          | 48.0        | 0        | 2         | 53        |
| 10/22/17      | DEN @ LAC   | L          | P          | 8         | 349          | 43.6        | 0        | 2         | 46        |
| 12/12/21      | NYG @ LAC   | L          | P          | 5         | 228          | 45.6        | 1        | 1         | 63        |
| 1/1/23        | LA @ LAC    | L          | P          | 5         | 222          | 44.4        | 0        | 1         | 57        |
| 12/10/23      | DEN @ LAC   | W          | P          | 7         | 313          | 44.7        | 0        | 5         | 56        |
| 12/31/23      | DEN vs. LAC | W          | P          | 5         | 243          | 48.6        | 1        | 3         | 63        |
| <b>TOTALS</b> |             | <b>4/4</b> | <b>8/0</b> | <b>43</b> | <b>1,973</b> | <b>45.9</b> | <b>2</b> | <b>16</b> | <b>68</b> |

Riley Dixon's NFL Regular Season Punting Statistics

| DATE              | TEAM    | GP         | NO.        | YDS.          | AVG.        | OPP. RET.  | YDS.         | NET YDS.      | AVG.        | TB        | IN20       | LG        | BK       |
|-------------------|---------|------------|------------|---------------|-------------|------------|--------------|---------------|-------------|-----------|------------|-----------|----------|
| 2016              | Broncos | 16         | 89         | 4,068         | 45.7        | 40         | 271          | 3,677         | 41.3        | 6         | 28         | 68        | 0        |
| 2017              | Broncos | 16         | 73         | 3,331         | 45.6        | 30         | 258          | 3,013         | 40.2        | 3         | 23         | 60        | 2        |
| 2018              | Giants  | 16         | 71         | 3,226         | 45.4        | 27         | 177          | 2,969         | 41.8        | 4         | 20         | 60        | 0        |
| 2019              | Giants  | 16         | 69         | 3,178         | 46.1        | 24         | 136          | 3,002         | 42.3        | 2         | 29         | 62        | 2        |
| 2020              | Giants  | 16         | 65         | 2,911         | 44.8        | 25         | 232          | 2,559         | 38.8        | 6         | 28         | 71        | 1        |
| 2021              | Giants  | 17         | 74         | 3,283         | 44.4        | 28         | 237          | 2,926         | 39.5        | 6         | 24         | 63        | 0        |
| 2022              | Rams    | 17         | 71         | 3,434         | 48.4        | 36         | 372          | 2,982         | 40.8        | 4         | 19         | 67        | 2        |
| 2023              | Broncos | 17         | 79         | 3,659         | 46.3        | 31         | 195          | 3,344         | 42.3        | 6         | 27         | 68        | 0        |
| 2024              | Broncos | 5          | 30         | 1,398         | 46.6        | 11         | 58           | 1,300         | 43.3        | 2         | 14         | 65        | 0        |
| <b>NFL TOTALS</b> |         | <b>136</b> | <b>621</b> | <b>28,488</b> | <b>45.9</b> | <b>252</b> | <b>1,936</b> | <b>25,772</b> | <b>41.0</b> | <b>39</b> | <b>212</b> | <b>71</b> | <b>7</b> |





SINGLE-GAME HIGHS: PUNTER

|                            |   |                              |   |
|----------------------------|---|------------------------------|---|
| <b>Punts</b>               | 11 at Jacksonville Jaguars, Dec 04, 2016<br>9 at Tampa Bay Buccaneers, Nov 06, 2022<br>9 at Philadelphia Eagles, Dec 09, 2019<br>8 at New York Jets, Sep 29, 2024<br>8 at Seattle Seahawks, Sep 08, 2024<br>...4 more at 8.       | <b>Pass Attempts</b>         | 1 at Kansas City Chiefs, Nov 27, 2022<br>1 vs. Dallas Cowboys, Oct 09, 2022<br>1 at Los Angeles Chargers, Dec 12, 2021<br>...2 more at 1.   |
| <b>Gross Punting Yards</b> | 506 at Jacksonville Jaguars, Dec 04, 2016<br>477 at Tampa Bay Buccaneers, Nov 06, 2022<br>415 at Philadelphia Eagles, Dec 09, 2019<br>390 vs. Arizona Cardinals, Dec 13, 2020<br>389 at Seattle Seahawks, Sep 08, 2024            | <b>Pass Completions</b>      | 1 at Kansas City Chiefs, Nov 27, 2022<br>1 vs. Dallas Cowboys, Oct 09, 2022<br>1 at Tennessee Titans, Dec 11, 2016  |
| <b>Gross Punting Avg</b>   | 58.0 at Chicago Bears, Sep 20, 2020<br>57.3 at San Francisco 49ers, Oct 03, 2022<br>55.6 at Las Vegas Raiders, Jan 07, 2024<br>55.0 vs. Washington Redskins, Sep 29, 2019<br>54.7 vs. Seattle Seahawks, Dec 04, 2022              | <b>Yards Passing</b>         | 16 at Tennessee Titans, Dec 11, 2016<br>12 vs. Dallas Cowboys, Oct 09, 2022<br>6 at Kansas City Chiefs, Nov 27, 2022  |
| <b>Net Punting Yards</b>   | 449 at Jacksonville Jaguars, Dec 04, 2016<br>395 at Tampa Bay Buccaneers, Nov 06, 2022<br>392 at Philadelphia Eagles, Dec 09, 2019<br>369 at Seattle Seahawks, Sep 08, 2024<br>337 at Oakland Raiders, Nov 26, 2017               | <b>Rush Attempts</b>         | 1 vs. Tennessee Titans, Dec 16, 2018  |
| <b>Net Punting Avg</b>     | 54.7 vs. Seattle Seahawks, Dec 04, 2022<br>53.3 vs. Philadelphia Eagles, Nov 15, 2020<br>53.0 vs. Washington Redskins, Sep 29, 2019<br>51.2 at Chicago Bears, Nov 24, 2019<br>50.8 at Las Vegas Raiders, Jan 07, 2024             | <b>Rushing Yards</b>         | 14 vs. Tennessee Titans, Dec 16, 2018   |
| <b>Longest Punts</b>       | 71 vs. Philadelphia Eagles, Nov 15, 2020<br>68 vs. Minnesota Vikings, Nov 19, 2023<br>68 vs. San Diego Chargers, Oct 30, 2016<br>67 at Seattle Seahawks, Jan 08, 2023<br>65 at Seattle Seahawks, Sep 08, 2024<br>...1 more at 65. | <b>Longest Runs</b>          | 14 vs. Tennessee Titans, Dec 16, 2018   |
| <b>Inside the 20</b>       | 5 at Los Angeles Chargers, Dec 10, 2023<br>5 at Tampa Bay Buccaneers, Oct 02, 2016<br>4 at Seattle Seahawks, Sep 08, 2024<br>4 vs. Philadelphia Eagles, Nov 15, 2020<br>...2 more at 4.   | <b>Special Teams Tackles</b> | 2 at Seattle Seahawks, Dec 06, 2020<br>1 at Kansas City Chiefs, Oct 12, 2023<br>1 at Green Bay Packers, Dec 19, 2022<br>1 at Tampa Bay Buccaneers, Nov 06, 2022<br>...10 more at 1. |






2023 GAME-BY-GAME REGULAR-SEASON STATISTICS (BRONCOS)

| DATE               | OPPONENT    |   | NO.       | YDS.      | AVG.         | OPP. RET.   | YDS.      | NET YDS.   | AVG          | TB          | IN20     | LG        | BK        | W/L      | SCORE      |
|--------------------|-------------|---|-----------|-----------|--------------|-------------|-----------|------------|--------------|-------------|----------|-----------|-----------|----------|------------|
| 09/10              | Raiders     | P | 2         | 80        | 40.0         | 0           | 0         | 80         | 40.0         | 0           | 1        | 43        | 0         | L        | 16-17      |
| 09/17              | Commanders  | P | 3         | 134       | 44.7         | 2           | 9         | 125        | 41.7         | 0           | 0        | 46        | 0         | L        | 33-35      |
| 09/24              | at Dolphins | P | 5         | 234       | 46.8         | 3           | 30        | 204        | 40.8         | 0           | 3        | 61        | 0         | L        | 20-70      |
| 10/01              | at Bears    | P | 4         | 163       | 40.8         | 1           | 8         | 155        | 38.8         | 0           | 2        | 45        | 0         | W        | 31-28      |
| 10/08              | Jets        | P | 4         | 181       | 45.3         | 2           | 14        | 167        | 41.8         | 0           | 0        | 49        | 0         | L        | 21-31      |
| 10/12              | at Chiefs   | P | 5         | 224       | 44.8         | 3           | 10        | 214        | 42.8         | 0           | 1        | 52        | 0         | L        | 8-19       |
| 10/22              | Packers     | P | 3         | 132       | 44.0         | 2           | 17        | 115        | 38.3         | 0           | 0        | 49        | 0         | W        | 19-17      |
| 10/29              | Chiefs      | P | 4         | 166       | 41.5         | 3           | -3        | 169        | 42.3         | 0           | 1        | 46        | 0         | W        | 24-9       |
| 11/13              | at Bills    | P | 5         | 242       | 48.4         | 1           | 15        | 187        | 37.4         | 2           | 2        | 63        | 0         | W        | 24-22      |
| 11/19              | Vikings     | P | 4         | 217       | 54.3         | 3           | 27        | 170        | 42.5         | 1           | 0        | 68        | 0         | W        | 21-20      |
| 11/26              | Browns      | P | 5         | 226       | 45.2         | 1           | 9         | 217        | 43.4         | 0           | 1        | 50        | 0         | W        | 29-12      |
| 12/03              | at Texans   | P | 6         | 266       | 44.3         | 1           | 7         | 259        | 43.2         | 0           | 3        | 57        | 0         | L        | 17-22      |
| 12/10              | at Chargers | P | 7         | 313       | 44.7         | 0           | 0         | 313        | 44.7         | 0           | 5        | 56        | 0         | W        | 24-7       |
| 12/16              | at Lions    | P | 5         | 259       | 51.8         | 2           | 8         | 231        | 46.2         | 1           | 2        | 56        | 0         | L        | 17-42      |
| 12/24              | Patriots    | P | 7         | 301       | 43.0         | 5           | 28        | 273        | 39.0         | 0           | 2        | 47        | 0         | L        | 23-26      |
| 12/31              | Chargers    | P | 5         | 243       | 48.6         | 1           | 12        | 211        | 42.2         | 1           | 3        | 63        | 0         | W        | 16-9       |
| 01/07              | at Raiders  | P | 5         | 278       | 55.6         | 1           | 4         | 254        | 50.8         | 1           | 1        | 64        | 0         | L        | 14-27      |
| <b>2023 TOTALS</b> |             |   | <b>17</b> | <b>79</b> | <b>3,659</b> | <b>46.3</b> | <b>31</b> | <b>195</b> | <b>3,344</b> | <b>42.3</b> | <b>6</b> | <b>27</b> | <b>68</b> | <b>0</b> | <b>8-9</b> |

2024 GAME-BY-GAME REGULAR-SEASON STATISTICS (BRONCOS)

| DATE               | OPPONENT      |   | NO.      | YDS.      | AVG.         | OPP. RET.   | YDS.      | NET YDS.  | AVG          | TB          | IN20     | LG        | BK        | W/L      | SCORE      |
|--------------------|---------------|---|----------|-----------|--------------|-------------|-----------|-----------|--------------|-------------|----------|-----------|-----------|----------|------------|
| 09/08              | at Seahawks   | P | 8        | 389       | 48.6         | 1           | 0         | 369       | 46.1         | 1           | 4        | 65        | 0         | L        | 20-26      |
| 09/15              | Steelers      | P | 6        | 315       | 52.5         | 5           | 27        | 288       | 48.0         | 0           | 3        | 58        | 0         | L        | 6-13       |
| 09/22              | at Buccaneers | P | 2        | 96        | 48.0         | 0           | 0         | 96        | 48.0         | 0           | 1        | 49        | 0         | W        | 26-7       |
| 09/29              | at Jets       | P | 8        | 339       | 42.4         | 5           | 31        | 308       | 38.5         | 0           | 3        | 54        | 0         | W        | 10-9       |
| 10/06              | Raiders       | P | 6        | 259       | 43.2         | 0           | 0         | 239       | 39.8         | 1           | 3        | 53        | 0         | W        | 34-18      |
| <b>2024 TOTALS</b> |               |   | <b>5</b> | <b>30</b> | <b>1,398</b> | <b>46.6</b> | <b>11</b> | <b>58</b> | <b>1,300</b> | <b>43.3</b> | <b>2</b> | <b>14</b> | <b>65</b> | <b>0</b> | <b>3-2</b> |





80 TE



**GREG**  
**DULCICH**

**HEIGHT/WEIGHT:** 6-4 / 245

**COLLEGE:** UCLA

**BIRTHDAY:** Mar. 26, 2000

**BORN:** Glendale, Calif.

**NFL EXPERIENCE:** 3rd YR

**BRONCOS EXPERIENCE:** 3rd YR

**GP/GS:** 16/10

**ACQUIRED:** D3-'22

**AT A GLANCE**

- A third-year tight end who appeared in 16 games (10 starts) with Denver (2022-24), posting 464 yards and two touchdowns on 41 catches (11.3 avg.).
- Started 6-of-10 games played in 2022, catching 33 passes for 411 yards (12.5 avg.) with two scores in his rookie season.
- Appeared in 33 games (17 starts) over four seasons (2018-21) at UCLA, recording 77 receptions for 1,353 yards (17.6 avg.) with 11 touchdowns.
- Earned semifinalist recognition for the John Mackey Award (nation's top tight end) in 2021 after posting 42 catches for 725 yards (17.3 avg.) with five touchdowns in 12 games (all starts).
- Appeared in seven games (five starts) in 2020, totaling 26 receptions for 517 yards (19.9 avg.) with five touchdowns.
- Tallied eight receptions for 105 yards (13.1 avg.) with one score in 11 games played in 2019.
- Played three games, collecting one catch for six yards (6.0 yds.) as a true freshman in 2018.
- Prepped at St. Francis High School in La Cañada Flintridge, Calif., where he caught 50 passes for 1,168 yards (23.4 avg.) with 12 touchdowns as a senior.
- Selected by the Broncos in the third round (80th overall) of the 2022 NFL Draft.

**2023:** Dulcich missed Games 2-5 after being placed on injured reserve (hamstring) on Sept. 16... Missed Games 7-17 after being placed on injured reserve (hamstring) on Oct. 21.

**2022:** Dulcich appeared in 10 games (6 starts) in his rookie season after being selected by the Broncos in the third round (80th overall) of the 2022 NFL Draft, posting 411 yards and two touchdowns on 33 catches (12.5 avg.)... His 411 receiving yards were the second-most by a Broncos rookie tight end, behind only TE Noah Fant (562, 2019), and the second-most among rookie tight ends from the 2022 draft... Nabbed a touchdown pass in his NFL debut, a 39-yard strike from QB Russell Wilson, to become just the third Bronco tight end to catch a touchdown pass in his NFL debut... Tallied a career-high 87 yards on four receptions (21.8 avg.) at Jac. (10/30)... Had the most receiving yards in Week 13 by a tight end (85) on six catches (14.2 avg.) at Bal. (12/4)... Made three catches for 42 yards (14.0 avg.) vs. K.C. (12/11)... Caught his second career touchdown pass and produced 39 yards on four catches (9.8 avg.) at LAR (12/25)... Was placed on injured reserve (hamstring) for Weeks 1-5 and Weeks 17-18.

**COLLEGE:** Dulcich appeared in 33 games (17 starts) over four seasons (2018-21) at UCLA, recording 77 receptions for 1,353 yards (17.6 avg.) with 11 touchdowns... Named first-team All-Pac 12 by league coaches, and earned semifinalist recognition for the John Mackey Award (nation's top tight end) after starting all 12 games played in 2021, registering 42 receptions for 725 yards (17.3 avg.) with five touchdowns... His 17.3 yards per catch ranked No. 3 among the nation's tight ends, and his 60.4 receiving yards per game ranked fifth in the Pac-12... Recorded the eighth-most touchdowns (5) in the Pac-12... Voted second-team All-Pac 12 by league coaches and the Associated Press after posting 26 catches for 517 yards (19.9 avg.) with five scores as a junior... Registered the nation's second-highest receiving yards per contest (73.9) among players in his position group.

**PERSONAL:** Dulcich prepped at St. Francis High School in La Cañada Flintridge, Calif., where he was a three-star recruit... Caught 50 passes for 1,168 yards and 12 touchdowns as a senior and added 21 tackles on defense... Majored in political science at UCLA... Was named to the Athletic Director's Honor Roll in eight different semesters... Was awarded a scholarship in the spring of 2020... Greg Dulcich was born on March 26, 2000, in Glendale, Calif.

**Transactions**

Signed by Denver as a draft choice 5/13/22.





REGULAR SEASON COMPARISON: RECEIVING - LOS ANGELES CHARGERS

| DATE          | OPP       | W/L        | GP/GS      | REC      | YDS.      | AVG.        | TD       | LG         | TGTS     | YAC       |
|---------------|-----------|------------|------------|----------|-----------|-------------|----------|------------|----------|-----------|
| 10/17/22      | DEN @ LAC | L          | P          | 2        | 44        | 22.0        | 1        | 39t        | 3        | 19        |
| <b>TOTALS</b> |           | <b>0/1</b> | <b>1/0</b> | <b>2</b> | <b>44</b> | <b>22.0</b> | <b>1</b> | <b>39t</b> | <b>3</b> | <b>19</b> |

Greg Dulcich's NFL Regular Season Rushing/Receiving Statistics

| DATE              | TEAM    | RECEIVING |           |           |            |             |            |          | RUSHING  |          |            |          |          |
|-------------------|---------|-----------|-----------|-----------|------------|-------------|------------|----------|----------|----------|------------|----------|----------|
|                   |         | GP        | GS        | NO.       | YDS.       | AVG.        | LG         | TD       | NO.      | YDS.     | AVG.       | LG       | TD       |
| 2022              | Broncos | 10        | 6         | 33        | 411        | 12.5        | 39t        | 2        | 0        | 0        | 0.0        | 0        | 0        |
| 2023              | Broncos | 2         | 1         | 3         | 25         | 8.3         | 13         | 0        | 0        | 0        | 0.0        | 0        | 0        |
| 2024              | Broncos | 4         | 3         | 5         | 28         | 5.6         | 9          | 0        | 0        | 0        | 0.0        | 0        | 0        |
| <b>NFL TOTALS</b> |         | <b>16</b> | <b>10</b> | <b>41</b> | <b>464</b> | <b>11.3</b> | <b>39T</b> | <b>2</b> | <b>0</b> | <b>0</b> | <b>0.0</b> | <b>0</b> | <b>0</b> |

SINGLE-GAME HIGHS: RECEIVING

- Receptions**
  - 6 at Baltimore Ravens, Dec 04, 2022
  - 6 vs. New York Jets, Oct 23, 2022
  - 4 at Los Angeles Rams, Dec 25, 2022
  - 4 vs. Las Vegas Raiders, Nov 20, 2022
  - ...1 more at 4.
- Receiving Yards**
  - 87 at Jacksonville Jaguars, Oct 30, 2022
  - 85 at Baltimore Ravens, Dec 04, 2022
  - 51 vs. New York Jets, Oct 23, 2022
  - 44 at Los Angeles Chargers, Oct 17, 2022
  - 42 vs. Kansas City Chiefs, Dec 11, 2022
- Receiving Average**
  - 21.8 at Jacksonville Jaguars, Oct 30, 2022
  - 14.2 at Baltimore Ravens, Dec 04, 2022
  - 14.0 vs. Kansas City Chiefs, Dec 11, 2022
  - 9.8 at Los Angeles Rams, Dec 25, 2022
  - 8.5 vs. New York Jets, Oct 23, 2022
- Longest Receptions**
  - 39t at Los Angeles Chargers, Oct 17, 2022
  - 38 at Jacksonville Jaguars, Oct 30, 2022
  - 30 at Baltimore Ravens, Dec 04, 2022
  - 23 vs. Kansas City Chiefs, Dec 11, 2022
  - 22 at Baltimore Ravens, Dec 04, 2022
  - ...1 more at 22.
- Receiving TDs**
  - 1 at Los Angeles Rams, Dec 25, 2022
  - 1 at Los Angeles Chargers, Oct 17, 2022
- All-Purpose Yards**
  - 87 at Jacksonville Jaguars, Oct 30, 2022
  - 85 at Baltimore Ravens, Dec 04, 2022
  - 51 vs. New York Jets, Oct 23, 2022
  - 44 at Los Angeles Chargers, Oct 17, 2022
  - 42 vs. Kansas City Chiefs, Dec 11, 2022
- Most TDs**
  - 1 at Los Angeles Rams, Dec 25, 2022
  - 1 at Los Angeles Chargers, Oct 17, 2022






2023 GAME-BY-GAME REGULAR-SEASON STATISTICS (BRONCOS)

| DATE               | OPPONENT    | P/S        | RECEIVING |           |            |           |          | RUSHING         |          |            |          |          | W/L      | SCORE      |
|--------------------|-------------|------------|-----------|-----------|------------|-----------|----------|-----------------|----------|------------|----------|----------|----------|------------|
|                    |             |            | NO.       | YDS.      | AVG.       | LG        | TD       | NO.             | YDS.     | AVG.       | LG       | TD       |          |            |
| 09/10              | Raiders     | S          | 2         | 22        | 11.0       | 13        | 0        | 0               | 0        | 0.0        | 0        | 0        | L        | 16-17      |
| 09/17              | Commanders  |            |           |           |            |           |          | INJURED RESERVE |          |            |          |          | L        | 33-35      |
| 09/24              | at Dolphins |            |           |           |            |           |          | INJURED RESERVE |          |            |          |          | L        | 20-70      |
| 10/01              | at Bears    |            |           |           |            |           |          | INJURED RESERVE |          |            |          |          | W        | 31-28      |
| 10/08              | Jets        |            |           |           |            |           |          | INJURED RESERVE |          |            |          |          | L        | 21-31      |
| 10/12              | at Chiefs   | P          | 1         | 3         | 3.0        | 3         | 0        | 0               | 0        | 0.0        | 0        | 0        | L        | 8-19       |
| 10/22              | Packers     |            |           |           |            |           |          | INJURED RESERVE |          |            |          |          | W        | 19-17      |
| 10/29              | Chiefs      |            |           |           |            |           |          | INJURED RESERVE |          |            |          |          | W        | 24-9       |
| 11/13              | at Bills    |            |           |           |            |           |          | INJURED RESERVE |          |            |          |          | W        | 24-22      |
| 11/19              | Vikings     |            |           |           |            |           |          | INJURED RESERVE |          |            |          |          | W        | 21-20      |
| 11/26              | Browns      |            |           |           |            |           |          | INJURED RESERVE |          |            |          |          | W        | 29-12      |
| 12/03              | at Texans   |            |           |           |            |           |          | INJURED RESERVE |          |            |          |          | L        | 17-22      |
| 12/10              | at Chargers |            |           |           |            |           |          | INJURED RESERVE |          |            |          |          | W        | 24-7       |
| 12/16              | at Lions    |            |           |           |            |           |          | INJURED RESERVE |          |            |          |          | L        | 17-42      |
| 12/24              | Patriots    |            |           |           |            |           |          | INJURED RESERVE |          |            |          |          | L        | 23-26      |
| 12/31              | Chargers    |            |           |           |            |           |          | INJURED RESERVE |          |            |          |          | W        | 16-9       |
| 01/07              | at Raiders  |            |           |           |            |           |          | INJURED RESERVE |          |            |          |          | L        | 14-27      |
| <b>2023 TOTALS</b> |             | <b>2-1</b> | <b>3</b>  | <b>25</b> | <b>8.3</b> | <b>13</b> | <b>0</b> | <b>0</b>        | <b>0</b> | <b>0.0</b> | <b>0</b> | <b>0</b> | <b>0</b> | <b>8-9</b> |

2024 GAME-BY-GAME REGULAR-SEASON STATISTICS (BRONCOS)

| DATE               | OPPONENT      | P/S        | RECEIVING |           |            |          |          | RUSHING          |          |            |          |          | W/L      | SCORE      |
|--------------------|---------------|------------|-----------|-----------|------------|----------|----------|------------------|----------|------------|----------|----------|----------|------------|
|                    |               |            | NO.       | YDS.      | AVG.       | LG       | TD       | NO.              | YDS.     | AVG.       | LG       | TD       |          |            |
| 09/08              | at Seahawks   | S          | 2         | 12        | 6.0        | 7        | 0        | 0                | 0        | 0.0        | 0        | 0        | L        | 20-26      |
| 09/15              | Steelers      | P          | 3         | 16        | 5.3        | 9        | 0        | 0                | 0        | 0.0        | 0        | 0        | L        | 6-13       |
| 09/22              | at Buccaneers | S          | 0         | 0         | 0.0        | 0        | 0        | 0                | 0        | 0.0        | 0        | 0        | W        | 26-7       |
| 09/29              | at Jets       | S          | 0         | 0         | 0.0        | 0        | 0        | 0                | 0        | 0.0        | 0        | 0        | W        | 10-9       |
| 10/06              | Raiders       |            |           |           |            |          |          | ON INACTIVE LIST |          |            |          |          | W        | 34-18      |
| <b>2024 TOTALS</b> |               | <b>4-3</b> | <b>5</b>  | <b>28</b> | <b>5.6</b> | <b>9</b> | <b>0</b> | <b>0</b>         | <b>0</b> | <b>0.0</b> | <b>0</b> | <b>0</b> | <b>0</b> | <b>3-2</b> |





52 OLB



**JONAH ELLISS**

**HEIGHT/WEIGHT:** 6-2 / 246

**COLLEGE:** Utah

**BIRTHDAY:** Apr. 3, 2003

**BORN:** Moscow, Idaho

**NFL EXPERIENCE:** R

**BRONCOS EXPERIENCE:** R

**GP/GS:** 5/0

**ACQUIRED:** D3-'24

**AT A GLANCE**

- A rookie outside linebacker who has appeared in five games for Denver, totaling eight tackles (6 solo) and 1.5 sacks (9 yds.).
- Appeared in 35 career games (18 starts) over three seasons at the University of Utah (2021-23), totaling 78 tackles (47 solo), 16 sacks (123 yds.), three passes defended, three forced fumbles and four fumbles recovered.
- Was named second team All-America by the Associated Press in 2023 after tallying 37 tackles (23 solo), 12 sacks (100 yds.), three passes defended and one forced fumble in 10 starts.
- Named Pac-12 Defensive Line Player of the Week vs. UCLA and at Oregon State during the 2023 season.
- Started 8-of-11 games played in 2022 and earned All-Pac-12 honorable mention accolades after totaling 26 tackles (15 solo), three sacks (16 yds.), two forced fumbles and two fumble recoveries.
- Recorded 15 tackles (9 solo) and two fumble recoveries in 14 appearances during his freshman year in 2021.
- Attended Moscow (Idaho) Senior High School where he was named all-league twice and Inland Empire League Player of the Year as a senior.
- His father, Luther, played in the National Football League for 10 seasons—including one year with Denver in 2004—while his brothers Kaden, Christian and Noah currently play at the NFL level.
- Selected by the Broncos in the third round (76th overall) of the 2024 NFL Draft.

**2024:** Elliss has appeared in five contests for Denver, totaling eight tackles (6 solo) and 1.5 sacks (9 yds.)... Made his NFL debut at Sea. (9/8), appearing on defense and special teams... Recorded three solo tackles and his first-career sack on a one-yard takedown of Steelers QB Justin Fields vs. Pit. (9/15), becoming the 19th Broncos rookie to record a sack within his first two career games... Recorded a half sack (DT Malcolm Roach) of Jets QB Aaron Rodgers late in the fourth quarter to preserve Denver's lead at NYJ (9/29)... Tied for the most sacks (1.5) by a rookie in the NFL (Jets DL Leonard Taylor III, Packers LB Edgerrin Cooper).

**COLLEGE:** Elliss was named second team All-America by the Associated Press after tallying 37 tackles (23 solo), 12 sacks (100 yds.), three passes defended and one forced fumble in 10 starts as a junior in 2023... Missed part of the season due to an injury... Was named Pac-12 Defensive Line Player of the Week vs. UCLA and at Oregon State... Led the team in sacks (12) and tackles for loss (16)... Was leading the nation in sacks at the time of his injury... In 2022, started 8-of-11 games played and earned All-Pac-12 honorable mention accolades after totaling 26 tackles (15 solo), three sacks (16 yds.), two forced fumbles and two fumble recoveries... Tied for the team lead in forced fumbles (2) and fumble recoveries (2)... Recorded 15 tackles (9 solo) and two fumble recoveries in 14 appearances during his freshman year in 2021... Was named to the Pac-12 Academic Honor Roll.

**PERSONAL:** Elliss attended Moscow (Idaho) Senior High School where he was named all-league twice and Inland Empire League Player of the Year as a senior... Helped lead the Bears to two district titles... Elliss earned his bachelor's degree in communications from the University of Utah... His father, Luther, played in the National Football League for 10 seasons, including one year with Denver in 2004... Brothers Kaden, Christian and Noah also play at the NFL level... Jonah Elliss was born on April 3, 2003, in Moscow, Idaho.

**Transactions**

Signed by Denver as a draft pick 5/14/24.





Jonah Elliss' NFL Regular Season Defensive Statistics

| DATE              | TEAM    | GP       | GS       | TACKLES  |          |          |          |           |            |            | INTERCEPTIONS |          |          |          |          | O. FUMB  |          |          |          | ST       |          |          |          | MISC     |          |          |          |          |          |
|-------------------|---------|----------|----------|----------|----------|----------|----------|-----------|------------|------------|---------------|----------|----------|----------|----------|----------|----------|----------|----------|----------|----------|----------|----------|----------|----------|----------|----------|----------|----------|
|                   |         |          |          | TK       | S        | A        | TFL      | YDS       | SK         | YDS        | QBH           | NO       | YDS      | LG       | TD       | PD       | FF       | FR       | TD       | YDS      | TK       | S        | A        | FF       | FR       | S        | A        |          |          |
| 2024              | Broncos | 5        | 0        | 8        | 6        | 2        | 3        | 10        | 1.5        | 9.0        | 2             | 0        | 0        | 0        | 0        | 0        | 0        | 0        | 0        | 0        | 0        | 0        | 2        | 0        | 2        | 0        | 0        | 0        | 0        |
| <b>NFL TOTALS</b> |         | <b>5</b> | <b>0</b> | <b>8</b> | <b>6</b> | <b>2</b> | <b>3</b> | <b>10</b> | <b>1.5</b> | <b>9.0</b> | <b>2</b>      | <b>0</b> | <b>0</b> | <b>0</b> | <b>0</b> | <b>0</b> | <b>0</b> | <b>0</b> | <b>0</b> | <b>0</b> | <b>0</b> | <b>0</b> | <b>2</b> | <b>0</b> | <b>2</b> | <b>0</b> | <b>0</b> | <b>0</b> | <b>0</b> |

SINGLE-GAME HIGHS: DEFENSIVE

**Total Tackles** 4 vs. Pittsburgh Steelers, Sep 15, 2024  
 2 at New York Jets, Sep 29, 2024  
 1 vs. Las Vegas Raiders, Oct 06, 2024  
 1 at Tampa Bay Buccaneers, Sep 22, 2024

**Solo Tackles** 3 vs. Pittsburgh Steelers, Sep 15, 2024  
 1 at Tampa Bay Buccaneers, Sep 22, 2024

**Sacks** 1.0 vs. Pittsburgh Steelers, Sep 15, 2024  
 0.5 at New York Jets, Sep 29, 2024


**Tackles For Loss** 2 vs. Pittsburgh Steelers, Sep 15, 2024  
**Special Teams Tackles** 1 at New York Jets, Sep 29, 2024  
 1 at Tampa Bay Buccaneers, Sep 22, 2024

2024 GAME-BY-GAME REGULAR-SEASON STATISTICS (BRONCOS)

| DATE               | OPPONENT      | P/S        | TACKLES  |          |          |            |            |          |           | INTERCEPTIONS |          |          |          |          | O. FUMB  |          |          |          | ST       |          |          |          | MISC     |          | SCORE    |          |          |          |          |            |
|--------------------|---------------|------------|----------|----------|----------|------------|------------|----------|-----------|---------------|----------|----------|----------|----------|----------|----------|----------|----------|----------|----------|----------|----------|----------|----------|----------|----------|----------|----------|----------|------------|
|                    |               |            | TK       | S        | A        | SK         | YDS        | TFL      | YDS       | QBH           | NO       | YDS      | LG       | TD       | PD       | FF       | FR       | TD       | YDS      | TK       | S        | A        | FF       | FR       |          | S        | A        | W/L      |          |            |
| 09/08              | at Seahawks   | P          | 0        | 0        | 0        | 0.0        | 0.0        | 0        | 0         | 0             | 0        | 0        | 0        | 0        | 0        | 0        | 0        | 0        | 0        | 0        | 0        | 0        | 0        | 0        | 0        | 0        | 0        | L        | 20-26    |            |
| 09/15              | Steelers      | P          | 4        | 3        | 1        | 1.0        | 6.0        | 2        | 8         | 1             | 0        | 0        | 0        | 0        | 0        | 0        | 0        | 0        | 0        | 0        | 0        | 0        | 0        | 0        | 0        | 0        | 0        | L        | 6-13     |            |
| 09/22              | at Buccaneers | P          | 1        | 1        | 0        | 0.0        | 0.0        | 0        | 0         | 0             | 0        | 0        | 0        | 0        | 0        | 0        | 0        | 0        | 0        | 0        | 0        | 1        | 0        | 1        | 0        | 0        | 0        | 0        | W        | 26-7       |
| 09/29              | at Jets       | P          | 2        | 1        | 1        | 0.5        | 3.0        | 1        | 2         | 1             | 0        | 0        | 0        | 0        | 0        | 0        | 0        | 0        | 0        | 0        | 0        | 1        | 0        | 1        | 0        | 0        | 0        | 0        | W        | 10-9       |
| 10/06              | Raiders       | P          | 1        | 1        | 0        | 0.0        | 0.0        | 0        | 0         | 0             | 0        | 0        | 0        | 0        | 0        | 0        | 0        | 0        | 0        | 0        | 0        | 0        | 0        | 0        | 0        | 0        | 0        | 0        | W        | 34-18      |
| <b>2024 TOTALS</b> |               | <b>5-0</b> | <b>8</b> | <b>6</b> | <b>2</b> | <b>1.5</b> | <b>9.0</b> | <b>3</b> | <b>10</b> | <b>2</b>      | <b>0</b> | <b>0</b> | <b>0</b> | <b>0</b> | <b>0</b> | <b>0</b> | <b>0</b> | <b>0</b> | <b>0</b> | <b>0</b> | <b>0</b> | <b>0</b> | <b>2</b> | <b>0</b> | <b>2</b> | <b>0</b> | <b>0</b> | <b>0</b> | <b>0</b> | <b>3-2</b> |







54 C



**ALEX FORSYTH**

**HEIGHT/WEIGHT:** 6-4 / 312

**COLLEGE:** Oregon

**BIRTHDAY:** Feb. 13, 1999

**BORN:** West Linn, Ore.

**NFL EXPERIENCE:** 2nd YR

**BRONCOS EXPERIENCE:** 2nd YR

**GP/GS:** 5/0

**ACQUIRED:** D7-'23

**AT A GLANCE**

- *A second-year center who has appeared in five games with the Broncos (2023-24) after making the initial 53-man roster as a rookie in 2023.*
- *Started 28-of-39 games played at the University of Oregon from 2018-22, making appearances at center, left guard, right guard and right tackle.*
- *Started 12 games in 2022, earning first-team All-Pac-12 honors by the league's coaches and became the first Oregon offensive lineman to be named a FWAA All-American since 2019.*
- *Selected second-team All-Pac-12 by the conference coaches for the second straight season in 2021 after appearing in 10 games (9 starts) at center.*
- *Named to the All-Pac-12 second team by the league's coaches after starting all seven games he appeared in at center during the 2020 season.*
- *Saw action in five games in each of the 2018 and '19 seasons, making appearances at left guard, right guard and right tackle.*
- *Attended West Linn (Ore.) High School, where he was named first-team 6A All-State and helped the Lions to an undefeated season as a senior.*
- *Named first-team 6A All-State and first-team All-Three Rivers League as a junior to help West Linn to a state runner-up finish.*
- *Selected by the Broncos in the seventh round (257th overall) of the 2023 NFL Draft.*

**2024:** Forsyth made his NFL debut in the Broncos Week 1 matchup at Sea. (9/8), appearing in five special-teams snaps.

**2023:** Forsyth made the 53-man roster as a rookie after being drafted in the seventh-round (257th overall) by the Broncos.

**COLLEGE:** Forsyth started 28-of-39 games he appeared in at the University of Oregon, making appearances at center, left guard, right guard and right tackle... Started 12 games at center in 2022, earning first-team All-Pac-12 accolades by the league's coaches and second-team All-Pac-12 by the Associated Press... Became the first Oregon offensive lineman to be named a FWAA All-American since 2019... Earned Pac-12 Offensive Lineman of the Week vs. UCLA (10/22)... Was named second-team All-Pac-12 for the second year in a row in 2021 by the league's coaches after playing in 10 games (9 starts) at center... Was named Pac-12 Offensive Lineman of the Week after helping the Ducks to an upset win at Ohio State (9/11)... Earned second-team All-Pac-12 honors in 2020 after starting all seven games at center... Led the team with 440 offensive snaps and allowed only one sack and four pressures on 231 pass-blocking downs... In 2019, appeared in five games at left guard, right guard and right tackle, totaling 47 snaps... Played in five games in 2018 after redshirting his freshman season, totaling 44 snaps at left guard, right guard and right tackle.

**PERSONAL:** Forsyth attended West Linn (Ore.) High School, where he was a key contributor to the program's success during his final two seasons there... As a senior, he helped the Lions to an undefeated record and state title while earning first-team 6A All-State honors... Paved the way for an offense that averaged 507.7 yards per game and 203.1 rushing yards per game during that senior season... Also named first-team 6A All-State as a junior, helping the Lions to a state runner-up finish... Majored in advertising at the University of Oregon... Alex Forsyth was born on Feb. 13, 1999, in West Linn, Ore.

**Transactions**

Signed by Denver as a draft pick 5/12/23.





Alex Forsyth's NFL Regular Season Statistics

| DATE              | TEAM    | GP       | GS       |
|-------------------|---------|----------|----------|
| 2023              | Broncos | 0        | 0        |
| 2024              | Broncos | 5        | 0        |
| <b>NFL TOTALS</b> |         | <b>5</b> | <b>0</b> |





48 LS



**MITCHELL FRABONI**

**HEIGHT/WEIGHT:** 6-2 / 223

**COLLEGE:** Arizona State

**BIRTHDAY:** Oct. 28, 1996

**BORN:** Phoenix, Ariz.

**NFL EXPERIENCE:** 3rd YR

**BRONCOS EXPERIENCE:** 3rd YR

**GP/GS:** 26/0

**ACQUIRED:** FA-'22

**AT A GLANCE**

- A third-year long snapper who has appeared in 26 games with the Broncos (2022-24), totaling 12 special-teams tackles and one forced fumble during his career.
- Appeared in 16 games in 2023, totaling six special-teams tackles and one forced fumble.
- Played for the Pittsburgh Maulers of the United States Football League in the summer of 2022.
- Played collegiately as a long snapper at Arizona State, where he appeared in 42 games, logging 13 tackles (8 solo) and one fumble recovery.
- Entered the NFL as a college free agent with Houston on June 14, 2021.
- Joined the Broncos as a free agent on October 11, 2022.

**2023:** Fraboni played in 17 games for the Broncos, totaling six special-teams tackles and one forced fumble... Made one tackle on special teams vs. Was. (9/17)... Assisted on one special-teams tackle and also forced one fumble at K.C. (10/12)... Had one solo special-teams tackle in the win vs. K.C. (10/29)... Assisted on one special-teams tackle vs. Cle. (11/26)... Made one assisted special-teams tackle vs. LAC (12/31).

**2022:** Fraboni appeared in four games with Denver, totaling five special-teams tackles in 40 special-teams snaps.. Nabbed two special-teams tackles at Ten. (11/13).

**COLLEGE:** Fraboni played in 42 games in four seasons at Arizona State... Was credited with 13 tackles (8 solo) and one fumble recovery during his career with the Sun Devils... Was voted a Phil Steele third-team All-America long snapper in 2017... Tied for the team lead with five special-teams tackles as a sophomore.

**PERSONAL:** Fraboni attended Mountain Pointe High School in Phoenix, where he played defensive end, tight end and long snapper... Helped Mountain Pointe to it's first Arizona State title... Finished his high school career with 68 tackles (49 solo) and 10 sacks... Mitchell Fraboni was born on October 28, 1996 in Phoenix.

**Transactions**

Signed by Houston as a free agent 6/14/21; Waived by Houston 7/26/21; Signed by Houston 8/2/21; Waived by Houston 8/10/21; Signed by Denver (practice squad) 10/11/22; Signed by Denver (active roster) 10/24/22.

Mitchell Fraboni's NFL Regular Season Statistics

| DATE              | TEAM    | GP        |
|-------------------|---------|-----------|
| 2022              | Broncos | 4         |
| 2023              | Broncos | 17        |
| 2024              | Broncos | 5         |
| <b>NFL TOTALS</b> |         | <b>26</b> |






2024 GAME-BY-GAME REGULAR-SEASON STATISTICS (BRONCOS)

| DATE               | OPPONENT      |   | W/L        | SCORE |
|--------------------|---------------|---|------------|-------|
| 09/08              | at Seahawks   | P | L          | 20-26 |
| 09/15              | Steelers      | P | L          | 6-13  |
| 09/22              | at Buccaneers | P | W          | 26-7  |
| 09/29              | at Jets       | P | W          | 10-9  |
| 10/06              | Raiders       | P | W          | 34-18 |
| <b>2024 TOTALS</b> | <b>5</b>      |   | <b>3-2</b> |       |





16 WR



**TROY**  
**FRANKLIN**

**HEIGHT/WEIGHT:** 6-3 / 187

**COLLEGE:** Oregon

**BIRTHDAY:** Feb. 6, 2003

**BORN:** East Palo Alto, Calif.

**NFL EXPERIENCE:** R

**BRONCOS EXPERIENCE:** R

**GP/GS:** 4/2

**ACQUIRED:** D4-'24

**AT A GLANCE**

- 👉 *A rookie wide receiver who has appeared in four games (2 starts) with Denver (2024), who has totaled five receptions for 29 yards (5.8 avg.)*
- 👉 *Appeared in 40 games (30 starts) at the University of Oregon (2021-23), recording 160 receptions for 2,483 yards (15.5 avg.) with 25 touchdowns.*
- 👉 *Since 2021, recorded the ninth-most receiving touchdowns (25) and 15th-most receiving yards in FBS.*
- 👉 *Left Oregon as the all-time leader in receiving touchdowns with 25, and tied for the lead in 100-yard games (11).*
- 👉 *In 2023, set Oregon single-season records in receiving yards (1,383), receiving touchdowns (14) and 100-yard receiving games (8).*
- 👉 *Tied for the third-most receiving touchdowns (14) and recorded the sixth-most receiving yards in FBS during the 2023 season.*
- 👉 *Caught 81 passes for 1,383 yards (17.1 avg.) with 14 touchdowns in 2023 and earned Associated Press All-America second team and All-Pac-12 first team honors.*
- 👉 *Was named second team All-Pac 12 by the AP and league's coaches in 2022 after starting all 13 games and leading the team with 61 receptions for 891 yards (14.6 avg.) with nine scores.*
- 👉 *Started 4-of-14 games played as a freshman in 2021, totaling 18 receptions for 209 yards (11.6 avg.) with two touchdowns.*
- 👉 *Attended Menlo-Atherton High School in Atherton, Calif., where he finished his career with 102 receptions for 1,790 receiving yards (17.5 avg.) with 28 total touchdowns.*
- 👉 *Selected by the Broncos in the fourth round (102nd overall) of the 2024 NFL Draft.*

**2024:** Franklin made his NFL debut in Week 2 vs. Pit. (9/15)... Caught his first pass in Week 3 at T.B. (9/22), finishing the game with two receptions for 11 yards (5.5 avg.)... Made his first career start in the win at NYJ (9/29).

**COLLEGE:** Franklin Appeared in 40 games (30 starts) at the University of Oregon (2021-23), recording 160 receptions for 2,483 yards (15.5 avg.) with 25 touchdowns... Set Oregon single-season records in receiving yards (1,383), receiving touchdowns (14) and 100-yard receiving games (8)... Was named Associated Press All-America second team and All-Pac-12 first team... Left Oregon as the all-time leader in receiving touchdowns with 25, and tied for the lead in 100-yard games (11)... Caught 81 passes for 1,383 yards (17.1 avg.) with 14 touchdowns... His 14 receiving touchdowns tied for the third-most in FBS while his 1,383 yards ranked sixth... Started all 13 games played, leading the team with 61 receptions for 891 yards (14.6 avg.) with nine scores... His nine receiving scores ranked second in the Pac-12 while his 61 receptions ranked eighth in the conference... Was named second team All-Pac 12 by the AP and league's coaches... Started 4-of-14 games played as a freshman, totaling 18 receptions for 209 yards (11.6 avg.) with two touchdowns.

**PERSONAL:** Franklin attended Menlo-Atherton High School in Atherton, Calif., where he finished his career with 102 receptions for 1,790 receiving yards (17.5 avg.) with 28 total touchdowns... Also rushed for 238 yards on 17 carries (14.0 avg.)... Was named to the San Jose Mercury News first team All-Bay Area Offensive Team and the Prep2Prep's Central Coast Section Junior of the Year after catching 43 passes for 674 yards (15.7 avg.) with nine scores... Troy Franklin was born on Feb. 6, 2003, in East Palo Alto, Calif.

**Transactions**

Signed by Denver as a draft choice 6/3/24.





Troy Franklin's NFL Regular Season Rushing/Receiving Statistics

| DATE              | TEAM    | GP       | GS       | RECEIVING |           |            |           |          | RUSHING  |          |            |          |          |
|-------------------|---------|----------|----------|-----------|-----------|------------|-----------|----------|----------|----------|------------|----------|----------|
|                   |         |          |          | NO.       | YDS.      | AVG.       | LG        | TD       | NO.      | YDS.     | AVG.       | LG       | TD       |
| 2024              | Broncos | 4        | 2        | 5         | 29        | 5.8        | 20        | 0        | 0        | 0        | 0.0        | 0        | 0        |
| <b>NFL TOTALS</b> |         | <b>4</b> | <b>2</b> | <b>5</b>  | <b>29</b> | <b>5.8</b> | <b>20</b> | <b>0</b> | <b>0</b> | <b>0</b> | <b>0.0</b> | <b>0</b> | <b>0</b> |

Troy Franklin's NFL Regular Season Return Statistics

| DATE              | TEAM    | KICKOFF RETURNS |          |            |          |          | PUNT RETURNS |          |          |            |          |          |
|-------------------|---------|-----------------|----------|------------|----------|----------|--------------|----------|----------|------------|----------|----------|
|                   |         | RET.            | YDS.     | AVG.       | LG       | TD       | NO.          | FC       | YDS.     | AVG.       | LG       | TD       |
| 2024              | Broncos | 0               | 0        | 0.0        | 0        | 0        | 0            | 0        | 0        | 0.0        | 0        | 0        |
| <b>NFL TOTALS</b> |         | <b>0</b>        | <b>0</b> | <b>0.0</b> | <b>0</b> | <b>0</b> | <b>0</b>     | <b>0</b> | <b>0</b> | <b>0.0</b> | <b>0</b> | <b>0</b> |


SINGLE-GAME HIGHS: RECEIVING

- Receptions** 2 at New York Jets, Sep 29, 2024
- Receiving Yards** 20 vs. Las Vegas Raiders, Oct 06, 2024
- Longest Receptions** 20 vs. Las Vegas Raiders, Oct 06, 2024
- 2 at Tampa Bay Buccaneers, Sep 22, 2024
- 11 at Tampa Bay Buccaneers, Sep 22, 2024
- 6 at Tampa Bay Buccaneers, Sep 22, 2024
- 5 at Tampa Bay Buccaneers, Sep 22, 2024
- 2 at New York Jets, Sep 29, 2024
- All-Purpose Yards** 20 vs. Las Vegas Raiders, Oct 06, 2024
- Scrimmage Yards** 20 vs. Las Vegas Raiders, Oct 06, 2024
- 11 at Tampa Bay Buccaneers, Sep 22, 2024
- 11 at Tampa Bay Buccaneers, Sep 22, 2024

2024 GAME-BY-GAME REGULAR-SEASON STATISTICS (BRONCOS)

| DATE               | OPPONENT      | P/S        | RECEIVING        |           |            |           |          | RUSHING  |          |            |          |          | W/L        | SCORE |
|--------------------|---------------|------------|------------------|-----------|------------|-----------|----------|----------|----------|------------|----------|----------|------------|-------|
|                    |               |            | NO.              | YDS.      | AVG.       | LG        | TD       | NO.      | YDS.     | AVG.       | LG       | TD       |            |       |
| 09/08              | at Seahawks   |            | ON INACTIVE LIST |           |            |           |          |          |          |            |          |          | L          | 20-26 |
| 09/15              | Steelers      | P          | 0                | 0         | 0.0        | 0         | 0        | 0        | 0        | 0.0        | 0        | 0        | L          | 6-13  |
| 09/22              | at Buccaneers | P          | 2                | 11        | 5.5        | 6         | 0        | 0        | 0        | 0.0        | 0        | 0        | W          | 26-7  |
| 09/29              | at Jets       | S          | 2                | -2        | -1.0       | 2         | 0        | 0        | 0        | 0.0        | 0        | 0        | W          | 10-9  |
| 10/06              | Raiders       | S          | 1                | 20        | 20.0       | 20        | 0        | 0        | 0        | 0.0        | 0        | 0        | W          | 34-18 |
| <b>2024 TOTALS</b> |               | <b>4-2</b> | <b>5</b>         | <b>29</b> | <b>5.8</b> | <b>20</b> | <b>0</b> | <b>0</b> | <b>0</b> | <b>0.0</b> | <b>0</b> | <b>0</b> | <b>3-2</b> |       |





98 DE



**JOHN**  
**FRANKLIN-MYERS**

**HEIGHT/WEIGHT:** 6-4 / 288

**COLLEGE:** Stephen F. Austin

**BIRTHDAY:** Sep. 26, 1996

**BORN:** Greenville, Texas

**NFL EXPERIENCE:** 7th YR

**BRONCOS EXPERIENCE:** 1st YR

**GP/GS:** 86/56

**ACQUIRED:** T (NYJ)-'24

**AT A GLANCE**

- 🐾 *A seventh-year defensive end who has appeared in 86 games (56 starts) and three postseason games with the Rams (2018), Jets (2019-23) and Broncos (2024), totaling 147 tackles (69 solo), 21.5 sacks (173.5 yds.), one interception (32 yds.), seven passes defended, two forced fumbles and three fumble recoveries.*
- 🐾 *Started all 17 games in 2023 and recorded a combined 33 tackles (15 solo), 3.5 sacks (37.5 yds.) and a career-high three passes defended.*
- 🐾 *Totaled a career-high 38 tackles (16 solo), five sacks (39 yds.) and one pass defended in 17 starts in 2022.*
- 🐾 *Finished the 2021 season with 35 tackles (17 solo), a career-high six sacks (44 yds.), one interception (32 yds.), one pass defended and one forced fumble.*
- 🐾 *In 2020, played in 15 games (2 starts) with the Jets, totaling 19 tackles (8 solo), three sacks (25 yds.), two passes defended and two forced fumbles.*
- 🐾 *Played at Stephen F. Austin State University (2014-17), where he appeared in 41 games (33 starts) and totaled 130 tackles (70 solo), 17.5 sacks (124 yds.), two fumble recoveries (9 yds.) and five forced fumbles.*
- 🐾 *Was a one-time All-Southland Conference selection and two-time second-team All-Southland Conference honoree with the Lumberjacks.*
- 🐾 *Selected by the Rams in the fourth round (135th overall) of the 2018 NFL Draft.*
- 🐾 *Traded to Denver from the N.Y. Jets on April 29, 2024.*

**2024:** Franklin-Myers has appeared in five games (4 starts) for Denver, recording 12 tackles (7 solo) and two sacks (14 yds.)... Started in his Broncos debut at Sea. (9/8) nabbing two solo tackles... Tallied two tackles (1 solo) and one sack (7 yds.) at T.B. (9/22)... Totaled three tackles (1 solo) and a sack (7 yds.) of QB Aaron Rodgers at NYJ (9/29).

**2023:** Franklin-Myers started all 17 games and recorded a combined 33 tackles (15 solo), 3.5 sacks (37.5 yds.) and a career-high three passes defended... Anchored a defensive line that helped the Jets rank first in the league in yards allowed per play (4.57), second in passing defense (168.3 ypg) and third in total defense (292.3 ypg)... Totaled four tackles (1 solo) and one nine-yard sack in the season-opener vs. Buf. (9/11)... Made four tackles (1 solo) at NYG (10/29)... Recorded his second sack of the season with one quarterback takedown (11 yds.) in addition to two tackles (1 solo) and a career-high three passes defended vs. LAC (11/6)... Tallied a sack in a second consecutive game after taking down Raiders QB Aidan O'Connell for an 11-yard loss along with two tackles (1 solo) at L.V. (11/12)... Finished with four tackles (2 solo)—including assisting on one sack (6.5 yds.)—vs. Was. (12/24).

**2022:** Franklin-Myers totaled a career-high 38 tackles (16 solo), five sacks (39 yds.) and one pass defended in 17 starts... Played on a defense that finished fourth in the league in total defense (311.1 ypg), third in passing defense (189.4 ypg) and second in yards per play (4.8)... Set a career-high seven tackles (3 solo) at Pit. (10/2)... Assisted on one sack (2.5 yds.) in addition to recording two tackles (1 solo) and one pass defended vs. Mia. (10/9)... Registered two tackles (1 solo) and one sack (7 yds.) at G.B. (10/16)... Tallied one sack (5 yds.) and three tackles (2 solo) vs. N.E. (10/30)... Assisted on three tackles and recorded one sack (9 yds.) at N.E. (11/20)... Recorded three tackles (1 solo) and assisted on one sack (3.5 yds.) vs. Chi. (11/27)... Recorded his fifth sack of the season with one quarterback takedown (12 yds.) in addition to four tackles (1 solo) at Sea. (1/1).

**2021:** Franklin-Myers finished the season with 35 tackles (17 solo), a career-high six sacks (44 yds.), one interception (32 yds.), one pass defended and one forced fumble... Made three tackles (2 solo) and had one sack (9 yds.) in the season opener at Car. (9/12)... Posted one sack (10 yds.) in his second consecutive game in addition to making three tackles (1 solo) and forcing one fumble vs. N.E. (9/19)... Posted five tackles (1 solo) at Den. (9/26)... Notched four tackles (3 solo) and one sack (8 yds.) vs. Ten. (10/3)... Tallied his fourth sack of the season along with three tackles (2 solo) at Ind. (11/4)... Set a career-high two sacks (17 yds.) and intercepted his first career pass (32 yds.) in addition to making three solo tackles at Hou. (11/28).

**2020:** Franklin-Myers played in 15 games (2 starts) with the Jets, totaling 19 tackles (8 solo), three sacks (25 yds.), two passes defended and two forced fumbles... Tallied an 11-yard sack along with four tackles (2 solo) vs. Ari. (10/11)...





Recovered one fumble vs. Buf. (10/25)... Made three tackles (1 solo) in his first career start at K.C. (11/1)... Posted one solo tackle—including one sack (5 yds.)— in a win at LAR (12/20)... Broke up one pass and recovered one fumble in addition to posting three tackles (1 solo) and one sack (9 yds.) vs. Cle. (12/27).

**2019:** Franklin-Myers was made inactive by the N.Y. Jets for the first three weeks of the season... Was picked up by the Jets off waivers after being cut by the L.A. Rams after training camp... Missed Weeks 5-17 after being placed on injured reserve on Oct. 4.

**2018:** Franklin-Myers played in all 16 games after being drafted by the L.A. Rams in the fourth round (135th overall) in the 2018 NFL Draft... Finished with 10 tackles (6 solo), two sacks (14 yds.), one forced fumble and one fumble recovery... Made his NFL debut in Week 1 at Oak. (9/10), totaling two tackles (1 solo)... Forced one fumble and recorded his first career sack (4 yds.) vs. Min. (9/27)... Recovered his first career fumble vs. K.C. (11/19)... Notched his second sack of the season (10 yds.) at Chi. (12/9).

**COLLEGE:** Franklin-Myers played at Stephen F. Austin State University, where he played in 41 games (33 starts) in four seasons (2014-17)... Produced 130 tackles (70 solo), 17.5 sacks (124 yds.), two fumble recoveries (9 yds.) and five forced fumbles... Named second-team All-Southland Conference as a senior in 2017 after playing 11 games (10 starts), totaling 55 tackles (27 solo), 3.5 sacks (24 yds.) and one forced fumble... Appeared in all 11 games (9 starts) in 2016 on his way to first-team All-Southland Conference honors, totaling 32 tackles (20 solo), eight sacks (59 yds.), two fumble recoveries (9 yds.) and four forced fumbles... Finished with 32 tackles (17 solo), six sacks (41 yds.) and five quarterback hits in 11 games (4 starts) in 2015 to earn second-team All-Southland Conference honors.

**PERSONAL:** Franklin-Myers attended Greenville (Texas) High School, where he was a three-year defensive starter, two-time first-team all-district and one-time honorable mention all-district... Was also named Defensive MVP twice for the program... Additionally lettered in basketball as well as track and field... John Franklin-Myers was born on Sept. 29, 1996 in Greenville, Texas.

**Transactions**

Signed by L.A. Rams as a draft choice 4/27/24; Waived by L.A. Rams 8/31/19; Acquired via Waivers by N.Y. Jets 9/1/19; Re-Signed by N.Y. Jets 10/8/21; Traded to Denver 4/29/24.

**REGULAR SEASON COMPARISON: DEFENSIVE - LOS ANGELES CHARGERS**

| DATE          | OPP         | W/L        | GP/GS      | TACKLES  |          |          |            |             |          |          | MISC     |          |          |          |          |
|---------------|-------------|------------|------------|----------|----------|----------|------------|-------------|----------|----------|----------|----------|----------|----------|----------|
|               |             |            |            | TOT      | SOLO     | ASST     | SACK       | YDS.        | INT      | TFL      | PD       | QBH      | TD       | FF       | FR       |
| 9/23/18       | LA vs. LAC  | W          | P          | 0        | 0        | 0        | 0.0        | 0.0         | 0        | 0        | 0        | 1        | 0        | 0        | 0        |
| 11/22/20      | NYJ @ LAC   | L          | S          | 1        | 0        | 1        | 0.0        | 0.0         | 0        | 0        | 0        | 2        | 0        | 0        | 0        |
| 11/6/23       | NYJ vs. LAC | L          | S          | 2        | 1        | 1        | 1.0        | 11.0        | 0        | 1        | 3        | 3        | 0        | 0        | 0        |
| <b>TOTALS</b> |             | <b>1/2</b> | <b>3/2</b> | <b>3</b> | <b>1</b> | <b>2</b> | <b>1.0</b> | <b>11.0</b> | <b>0</b> | <b>1</b> | <b>3</b> | <b>6</b> | <b>0</b> | <b>0</b> | <b>0</b> |







John Franklin-Myers' NFL Regular Season Defensive Statistics

| DATE   | TEAM         | GP        | GS        | TACKLES    |           |           |           |            |             |              | INTERCEPTIONS |          |           |           |          | O. FUMB  |          |          | ST       |          | MISC     |          |          |          |          |          |          |
|--|--------------|-----------|-----------|------------|-----------|-----------|-----------|------------|-------------|--------------|---------------|----------|-----------|-----------|----------|----------|----------|----------|----------|----------|----------|----------|----------|----------|----------|----------|----------|
|  |              |           |           | TK         | S         | A         | TFL       | YDS        | SK          | YDS          | QBH           | NO       | YDS       | LG        | TD       | PD       | FF       | FR       | TD       | YDS      | TK       | S        | A        | FF       | FR       | S        | A        |
| 2018   | Rams         | 16        | 0         | 10         | 6         | 4         | 1         | 10         | 2.0         | 14.0         | 6             | 0        | 0         | 0         | 0        | 0        | 1        | 1        | 0        | 0        | 0        | 0        | 0        | 0        | 0        | 0        | 0        |
| 2019   | Rams         | 0         | 0         | 0          | 0         | 0         | 0         | 0          | 0.0         | 0.0          | 0             | 0        | 0         | 0         | 0        | 0        | 0        | 0        | 0        | 0        | 0        | 0        | 0        | 0        | 0        | 0        |          |
| Went from <b>L.A. Rams</b> to <b>N.Y. Jets</b> . |              |           |           |            |           |           |           |            |             |              |               |          |           |           |          |          |          |          |          |          |          |          |          |          |          |          |          |
| 2019   | Jets         | 0         | 0         | 0          | 0         | 0         | 0         | 0          | 0.0         | 0.0          | 0             | 0        | 0         | 0         | 0        | 0        | 0        | 0        | 0        | 0        | 0        | 0        | 0        | 0        | 0        | 0        | 0        |
| 2019   | <b>TOTAL</b> | <b>0</b>  | <b>0</b>  | <b>0</b>   | <b>0</b>  | <b>0</b>  | <b>0</b>  | <b>0</b>   | <b>0.0</b>  | <b>0.0</b>   | <b>0</b>      | <b>0</b> | <b>0</b>  | <b>0</b>  | <b>0</b> | <b>0</b> | <b>0</b> | <b>0</b> | <b>0</b> | <b>0</b> | <b>0</b> | <b>0</b> | <b>0</b> | <b>0</b> | <b>0</b> | <b>0</b> | <b>0</b> |
| 2020   | Jets         | 15        | 2         | 19         | 8         | 11        | 5         | 29         | 3.0         | 25.0         | 13            | 0        | 0         | 0         | 0        | 2        | 0        | 2        | 0        | 0        | 0        | 0        | 0        | 0        | 0        | 0        | 0        |
| 2021   | Jets         | 16        | 16        | 35         | 17        | 18        | 6         | 43         | 6.0         | 44.0         | 14            | 1        | 32        | 32        | 0        | 1        | 1        | 0        | 0        | 0        | 0        | 0        | 0        | 0        | 0        | 0        | 0        |
| 2022   | Jets         | 17        | 17        | 38         | 16        | 22        | 4         | 26         | 5.0         | 39.0         | 20            | 0        | 0         | 0         | 0        | 1        | 0        | 0        | 0        | 0        | 0        | 0        | 0        | 0        | 0        | 0        | 0        |
| 2023   | Jets         | 17        | 17        | 33         | 15        | 18        | 6         | 32         | 3.5         | 37.5         | 14            | 0        | 0         | 0         | 0        | 3        | 0        | 0        | 0        | 0        | 0        | 0        | 0        | 0        | 0        | 0        | 0        |
| 2024   | Broncos      | 5         | 4         | 12         | 7         | 5         | 3         | 15         | 2.0         | 14.0         | 3             | 0        | 0         | 0         | 0        | 0        | 0        | 0        | 0        | 0        | 0        | 0        | 0        | 0        | 0        | 0        | 0        |
| <b>NFL TOTALS</b>                                |              | <b>86</b> | <b>56</b> | <b>147</b> | <b>69</b> | <b>78</b> | <b>25</b> | <b>155</b> | <b>21.5</b> | <b>173.5</b> | <b>70</b>     | <b>1</b> | <b>32</b> | <b>32</b> | <b>0</b> | <b>7</b> | <b>2</b> | <b>3</b> | <b>0</b> | <b>0</b> | <b>0</b> | <b>0</b> | <b>0</b> | <b>0</b> | <b>0</b> | <b>0</b> | <b>0</b> |

John Franklin-Myers' NFL Postseason Defensive Statistics

| DATE              | TEAM | GP       | GS       | TACKLES  |          |          |          |          |            |            | INTERCEPTIONS |          |          |          |          | O. FUMB  |          |          | ST       |          | MISC     |          |          |          |          |          |          |
|-------------------|------|----------|----------|----------|----------|----------|----------|----------|------------|------------|---------------|----------|----------|----------|----------|----------|----------|----------|----------|----------|----------|----------|----------|----------|----------|----------|----------|
|                   |      |          |          | TK       | S        | A        | TFL      | YDS      | SK         | YDS        | QBH           | NO       | YDS      | LG       | TD       | PD       | FF       | FR       | TD       | YDS      | TK       | S        | A        | FF       | FR       | S        | A        |
| 2018              | Rams | 3        | 0        | 3        | 2        | 1        | 0        | 0        | 1.0        | 9.0        | 1             | 0        | 0        | 0        | 0        | 0        | 1        | 0        | 0        | 0        | 0        | 0        | 0        | 0        | 0        | 0        | 0        |
| <b>NFL TOTALS</b> |      | <b>3</b> | <b>0</b> | <b>3</b> | <b>2</b> | <b>1</b> | <b>0</b> | <b>0</b> | <b>1.0</b> | <b>9.0</b> | <b>1</b>      | <b>0</b> | <b>0</b> | <b>0</b> | <b>0</b> | <b>0</b> | <b>1</b> | <b>0</b> | <b>0</b> | <b>0</b> | <b>0</b> | <b>0</b> | <b>0</b> | <b>0</b> | <b>0</b> | <b>0</b> | <b>0</b> |

SINGLE-GAME HIGHS: DEFENSIVE

- Total Tackles** 7 at Pittsburgh Steelers, Oct 02, 2022  
5 at Denver Broncos, Sep 26, 2021  
4 vs. Washington Commanders, Dec 24, 2023  
4 at New York Giants, Oct 29, 2023  
4 vs. Buffalo Bills, Sep 11, 2023  
...3 more at 4.
- Solo Tackles** 3 vs. Pittsburgh Steelers, Sep 15, 2024  
3 at Pittsburgh Steelers, Oct 02, 2022  
3 at Houston Texans, Nov 28, 2021  
...1 more at 3.
- Sacks** 2.0 at Houston Texans, Nov 28, 2021  
1.0 at New York Jets, Sep 29, 2024  
1.0 at Tampa Bay Buccaneers, Sep 22, 2024  
1.0 at Las Vegas Raiders, Nov 12, 2023  
...15 more at 1.0.
- Passes Defensed** 1 at Houston Texans, Nov 28, 2021  
1 vs. Cleveland Browns, Dec 27, 2020  
1 at Indianapolis Colts, Sep 27, 2020
- Forced Fumbles** 1 vs. New England Patriots, Sep 19, 2021  
1 vs. Minnesota Vikings, Sep 27, 2018
- Fumble Recoveries** 1 vs. Cleveland Browns, Dec 27, 2020  
1 vs. Buffalo Bills, Oct 25, 2020
- Tackles For Loss** 1 vs. Kansas City Chiefs, Nov 19, 2018  
2 at Houston Texans, Nov 28, 2021  
2 vs. Tennessee Titans, Oct 03, 2021  
2 at Carolina Panthers, Sep 12, 2021  
1 at New York Jets, Sep 29, 2024  
...18 more at 1.
- Interceptions** 1 at Houston Texans, Nov 28, 2021
- Interception Return Yards** 32 at Houston Texans, Nov 28, 2021

SINGLE-GAME HIGHS - POSTSEASON: DEFENSIVE

- Total Tackles** 2 at New Orleans Saints, Jan 20, 2019  
1 vs. New England Patriots, Feb 03, 2019
- Solo Tackles** 1 vs. New England Patriots, Feb 03, 2019  
1 at New Orleans Saints, Jan 20, 2019
- Sacks** 1.0 vs. New England Patriots, Feb 03, 2019
- Forced Fumbles** 1 vs. New England Patriots, Feb 03, 2019





2023 GAME-BY-GAME REGULAR-SEASON STATISTICS (JETS)

| DATE               | OPPONENT    | P/S          | TACKLES   |           |           |            |             |          | INTERCEPTIONS |           |          |          | O. FUMB  |          |          |          | ST       |          |          |          | MISC     |          |          | SCORE    |          |          |          |             |       |        |
|--------------------|-------------|--------------|-----------|-----------|-----------|------------|-------------|----------|---------------|-----------|----------|----------|----------|----------|----------|----------|----------|----------|----------|----------|----------|----------|----------|----------|----------|----------|----------|-------------|-------|--------|
|                    |             |              | TK        | S         | A         | SK         | YDS         | TFL      | YDS           | QBH       | NO       | YDS      | LG       | TD       | PD       | FF       | FR       | TD       | YDS      | TK       | S        | A        | FF       |          | FR       | S        | A        | W/L         |       |        |
| 09/11              | Bills       | S            | 4         | 1         | 3         | 1.0        | 9.0         | 1        | 9             | 2         | 0        | 0        | 0        | 0        | 0        | 0        | 0        | 0        | 0        | 0        | 0        | 0        | 0        | 0        | 0        | 0        | 0        | 0           | W     | 22-16+ |
| 09/17              | at Cowboys  | S            | 2         | 2         | 0         | 0.0        | 0.0         | 0        | 0             | 1         | 0        | 0        | 0        | 0        | 0        | 0        | 0        | 0        | 0        | 0        | 0        | 0        | 0        | 0        | 0        | 0        | 0        | L           | 10-30 |        |
| 09/24              | Patriots    | S            | 2         | 1         | 1         | 0.0        | 0.0         | 0        | 0             | 1         | 0        | 0        | 0        | 0        | 0        | 0        | 0        | 0        | 0        | 0        | 0        | 0        | 0        | 0        | 0        | 0        | L        | 10-15       |       |        |
| 10/01              | Chiefs      | S            | 2         | 1         | 1         | 0.0        | 0.0         | 0        | 0             | 3         | 0        | 0        | 0        | 0        | 0        | 0        | 0        | 0        | 0        | 0        | 0        | 0        | 0        | 0        | 0        | 0        | L        | 20-23       |       |        |
| 10/08              | at Broncos  | S            | 2         | 1         | 1         | 0.0        | 0.0         | 1        | 0             | 0         | 0        | 0        | 0        | 0        | 0        | 0        | 0        | 0        | 0        | 0        | 0        | 0        | 0        | 0        | 0        | 0        | W        | 31-21       |       |        |
| 10/15              | Eagles      | S            | 2         | 1         | 1         | 0.0        | 0.0         | 0        | 0             | 1         | 0        | 0        | 0        | 0        | 0        | 0        | 0        | 0        | 0        | 0        | 0        | 0        | 0        | 0        | 0        | 0        | W        | 20-14       |       |        |
| 10/29              | at Giants   | S            | 4         | 1         | 3         | 0.0        | 0.0         | 1        | 1             | 0         | 0        | 0        | 0        | 0        | 0        | 0        | 0        | 0        | 0        | 0        | 0        | 0        | 0        | 0        | 0        | 0        | W        | 13-10+      |       |        |
| 11/06              | Chargers    | S            | 2         | 1         | 1         | 1.0        | 11.0        | 1        | 11            | 3         | 0        | 0        | 0        | 0        | 3        | 0        | 0        | 0        | 0        | 0        | 0        | 0        | 0        | 0        | 0        | 0        | L        | 6-27        |       |        |
| 11/12              | at Raiders  | S            | 2         | 1         | 1         | 1.0        | 11.0        | 1        | 11            | 1         | 0        | 0        | 0        | 0        | 0        | 0        | 0        | 0        | 0        | 0        | 0        | 0        | 0        | 0        | 0        | 0        | L        | 12-16       |       |        |
| 11/19              | at Bills    | S            | 0         | 0         | 0         | 0.0        | 0.0         | 0        | 0             | 0         | 0        | 0        | 0        | 0        | 0        | 0        | 0        | 0        | 0        | 0        | 0        | 0        | 0        | 0        | 0        | L        | 6-32     |             |       |        |
| 11/24              | Dolphins    | S            | 0         | 0         | 0         | 0.0        | 0.0         | 0        | 0             | 0         | 0        | 0        | 0        | 0        | 0        | 0        | 0        | 0        | 0        | 0        | 0        | 0        | 0        | 0        | 0        | L        | 13-34    |             |       |        |
| 12/03              | Falcons     | S            | 2         | 1         | 1         | 0.0        | 0.0         | 0        | 0             | 0         | 0        | 0        | 0        | 0        | 0        | 0        | 0        | 0        | 0        | 0        | 0        | 0        | 0        | 0        | 0        | L        | 8-13     |             |       |        |
| 12/10              | Texans      | S            | 0         | 0         | 0         | 0.0        | 0.0         | 0        | 0             | 0         | 0        | 0        | 0        | 0        | 0        | 0        | 0        | 0        | 0        | 0        | 0        | 0        | 0        | 0        | 0        | W        | 30-6     |             |       |        |
| 12/17              | at Dolphins | S            | 2         | 0         | 2         | 0.0        | 0.0         | 0        | 0             | 0         | 0        | 0        | 0        | 0        | 0        | 0        | 0        | 0        | 0        | 0        | 0        | 0        | 0        | 0        | 0        | L        | 0-30     |             |       |        |
| 12/24              | Commanders  | S            | 4         | 2         | 2         | 0.5        | 6.5         | 1        | 0             | 1         | 0        | 0        | 0        | 0        | 0        | 0        | 0        | 0        | 0        | 0        | 0        | 0        | 0        | 0        | 0        | 0        | W        | 30-28       |       |        |
| 12/28              | at Browns   | S            | 2         | 1         | 1         | 0.0        | 0.0         | 0        | 0             | 1         | 0        | 0        | 0        | 0        | 0        | 0        | 0        | 0        | 0        | 0        | 0        | 0        | 0        | 0        | 0        | 0        | L        | 20-37       |       |        |
| 01/07              | at Patriots | S            | 1         | 1         | 0         | 0.0        | 0.0         | 0        | 0             | 0         | 0        | 0        | 0        | 0        | 0        | 0        | 0        | 0        | 0        | 0        | 0        | 0        | 0        | 0        | 0        | 0        | W        | 17-3        |       |        |
| <b>2023 TOTALS</b> |             | <b>17-17</b> | <b>33</b> | <b>15</b> | <b>18</b> | <b>3.5</b> | <b>37.5</b> | <b>6</b> | <b>32</b>     | <b>14</b> | <b>0</b> | <b>0</b> | <b>0</b> | <b>0</b> | <b>3</b> | <b>0</b> | <b>0</b> | <b>0</b> | <b>0</b> | <b>0</b> | <b>0</b> | <b>0</b> | <b>0</b> | <b>0</b> | <b>0</b> | <b>0</b> | <b>0</b> | <b>7-10</b> |       |        |

+ - Overtime

2024 GAME-BY-GAME REGULAR-SEASON STATISTICS (BRONCOS)

| DATE               | OPPONENT      | P/S        | TACKLES   |          |          |            |             |          | INTERCEPTIONS |          |          |          | O. FUMB  |          |          |          | ST       |          |          |          | MISC     |          |          | SCORE    |          |            |       |       |
|--------------------|---------------|------------|-----------|----------|----------|------------|-------------|----------|---------------|----------|----------|----------|----------|----------|----------|----------|----------|----------|----------|----------|----------|----------|----------|----------|----------|------------|-------|-------|
|                    |               |            | TK        | S        | A        | SK         | YDS         | TFL      | YDS           | QBH      | NO       | YDS      | LG       | TD       | PD       | FF       | FR       | TD       | YDS      | TK       | S        | A        | FF       |          | FR       | S          | A     | W/L   |
| 09/08              | at Seahawks   | S          | 2         | 2        | 0        | 0.0        | 0.0         | 1        | 1             | 0        | 0        | 0        | 0        | 0        | 0        | 0        | 0        | 0        | 0        | 0        | 0        | 0        | 0        | 0        | 0        | 0          | L     | 20-26 |
| 09/15              | Steelers      | S          | 3         | 3        | 0        | 0.0        | 0.0         | 0        | 0             | 0        | 0        | 0        | 0        | 0        | 0        | 0        | 0        | 0        | 0        | 0        | 0        | 0        | 0        | 0        | 0        | L          | 6-13  |       |
| 09/22              | at Buccaneers | S          | 2         | 1        | 1        | 1.0        | 7.0         | 1        | 7             | 1        | 0        | 0        | 0        | 0        | 0        | 0        | 0        | 0        | 0        | 0        | 0        | 0        | 0        | 0        | 0        | W          | 26-7  |       |
| 09/29              | at Jets       | S          | 3         | 1        | 2        | 1.0        | 7.0         | 1        | 7             | 2        | 0        | 0        | 0        | 0        | 0        | 0        | 0        | 0        | 0        | 0        | 0        | 0        | 0        | 0        | 0        | W          | 10-9  |       |
| 10/06              | Raiders       | P          | 2         | 0        | 2        | 0.0        | 0.0         | 0        | 0             | 0        | 0        | 0        | 0        | 0        | 0        | 0        | 0        | 0        | 0        | 0        | 0        | 0        | 0        | 0        | 0        | W          | 34-18 |       |
| <b>2024 TOTALS</b> |               | <b>5-4</b> | <b>12</b> | <b>7</b> | <b>5</b> | <b>2.0</b> | <b>14.0</b> | <b>3</b> | <b>15</b>     | <b>3</b> | <b>0</b> | <b>0</b> | <b>0</b> | <b>0</b> | <b>0</b> | <b>0</b> | <b>0</b> | <b>0</b> | <b>0</b> | <b>0</b> | <b>0</b> | <b>0</b> | <b>0</b> | <b>0</b> | <b>0</b> | <b>3-2</b> |       |       |

2018 GAME-BY-GAME POSTSEASON STATISTICS (RAMS)

| DATE               | OPPONENT  | P/S        | TACKLES  |          |          |            |            |          | INTERCEPTIONS |          |          |          | O. FUMB  |          |          |          | ST       |          |          |          | MISC     |          |          | SCORE    |          |            |   |        |
|--------------------|-----------|------------|----------|----------|----------|------------|------------|----------|---------------|----------|----------|----------|----------|----------|----------|----------|----------|----------|----------|----------|----------|----------|----------|----------|----------|------------|---|--------|
|                    |           |            | TK       | S        | A        | SK         | YDS        | TFL      | YDS           | QBH      | NO       | YDS      | LG       | TD       | PD       | FF       | FR       | TD       | YDS      | TK       | S        | A        | FF       |          | FR       | S          | A | W/L    |
| 01/12              | Cowboys   | P          | 0        | 0        | 0        | 0.0        | 0.0        | 0        | 0             | 0        | 0        | 0        | 0        | 0        | 0        | 0        | 0        | 0        | 0        | 0        | 0        | 0        | 0        | 0        | 0        | 0          | W | 30-22  |
| 01/20              | at Saints | P          | 2        | 1        | 1        | 0.0        | 0.0        | 0        | 0             | 0        | 0        | 0        | 0        | 0        | 0        | 0        | 0        | 0        | 0        | 0        | 0        | 0        | 0        | 0        | 0        | 0          | W | 26-23+ |
| 02/03              | Patriots  | P          | 1        | 1        | 0        | 1.0        | 9.0        | 0        | 0             | 1        | 0        | 0        | 0        | 0        | 0        | 1        | 0        | 0        | 0        | 0        | 0        | 0        | 0        | 0        | 0        | 0          | L | 3-13   |
| <b>2018 TOTALS</b> |           | <b>3-0</b> | <b>3</b> | <b>2</b> | <b>1</b> | <b>1.0</b> | <b>9.0</b> | <b>0</b> | <b>0</b>      | <b>1</b> | <b>0</b> | <b>0</b> | <b>0</b> | <b>0</b> | <b>1</b> | <b>0</b> | <b>0</b> | <b>0</b> | <b>0</b> | <b>0</b> | <b>0</b> | <b>0</b> | <b>0</b> | <b>0</b> | <b>0</b> | <b>2-1</b> |   |        |

+ - Overtime





84 WR



LIL' JORDAN  
**HUMPHREY**

**HEIGHT/WEIGHT:** 6-4 / 225

**COLLEGE:** Texas

**BIRTHDAY:** Apr. 19, 1998

**BORN:** Southlake, Texas

**NFL EXPERIENCE:** 6th YR

**BRONCOS EXPERIENCE:** 2nd YR

**GP/GS:** 46/17

**ACQUIRED:** FA-'23

**AT A GLANCE**

- 👉 A sixth-year wide receiver who has appeared in 46 games (17 starts) with the Saints (2019-21), Patriots (2022) and Broncos (2023-24), tallying 43 catches for 612 yards (14.2 avg.) with six touchdowns.
- 👉 Made 13 catches for 162 yards (12.5 avg.) with a career-high three touchdown catches in 17 games (8 starts) in his first season with Denver during the 2023 season.
- 👉 Has also played in two postseason contests with New Orleans (2019-20).
- 👉 Appeared in six games (2 starts) with New England in 2022, totaling two catches for 20 yards (10.0 avg.) on 128 offensive snaps.
- 👉 Had his best season yet in 2021, totaling career highs of 249 receiving yards, 13 catches (19.2 avg.) and two scores in 10 games (4 starts) with the Saints.
- 👉 Caught three passes for 46 yards (15.3 avg.) and had one touchdown catch in 2020.
- 👉 Appeared in 36 games (18 starts) in three seasons at the University of Texas (2016-18), finishing his career with 125 receptions for 1,622 yards (13.0 avg.) with 10 scores along with six rushes for 25 yards (4.2 avg.) with one touchdown.
- 👉 As a junior in 2018, played in 14 games (12 starts) and led Texas with 86 catches for 1,176 yards (13.7 avg.) and nine touchdowns.
- 👉 Attended Southlake Carroll High School in Southlake, Texas, where he was named a two-time All-State selection by the Texas Sports Writers Association.
- 👉 Entered the NFL as a college free agent with New Orleans on May 10, 2019.
- 👉 Signed by the Broncos as a free agent on March 7, 2023.

**2024:** Humphrey caught four passes for 50 yards (12.5 avg) in the home opener vs. Pit. (9/15)... Caught a career-high six passes for 37 yards (6.2 avg.) in the Week 3 win at T.B. (9/22)... Made two catches for 48 yards (24.0 avg.) vs. L.V. (10/6).

**2023:** Humphrey made 13 catches for 162 yards (12.5 avg.) with a career-high three touchdown catches in 17 games (8 starts) in his first season with Denver... Made his Broncos debut vs. L.V. (9/10), catching the first touchdown pass of the season from QB Russell Wilson while also making two catches for 11 yards (5.5 avg.)... Recorded his second touchdown reception of the season when he caught three passes for 16 yards (5.3 avg.) at Det. (12/16)... Caught two passes for 69 yards (34.5 avg.), including a career-high receiving catch of 54 yards, vs. LAC (12/31).

**2022:** Humphrey appeared in six games (2 starts) with New England, totaling two catches for 20 yards (10.0 avg.) on 128 offensive snaps while appearing in 24 special-teams plays... Made his Patriots debut at Mia. (9/11)... Caught his first pass with the team at Pit. (9/18).

**2021:** Humphrey had his best season yet, totaling career highs of 249 receiving yards, 13 catches (19.2 avg.) and two scores in 10 games (4 starts)... Caught a four-yard pass for a touchdown at Phi. (11/21)... Made a career-high three catches for 47 yards (15.7 avg.) vs. Buf. (11/25)... Made two catches for 49 yards (24.5 avg.) along with his third career touchdown vs. Dal. (12/2)... Had three receptions for a career-high 70 yards (23.3 avg.), including a 56-yard grab, vs. Mia. (12/27)... Had 26 yards on two catches (13.0 avg.) vs. Car. (1/2).

**2020:** Humphrey played in three games (1 start), catching three passes for 46 yards (15.3 avg.) and had one touchdown catch... Caught his first career pass and scored his first receiving touchdown vs. K.C. (12/20), finishing the game with two catches for 29 yards (14.5 avg.)... Caught another pass for 17 yards at Car. (1/3).

**2019:** Humphrey started one-of-five games he played in after being signed by New Orleans as a college free agent... Played in 52 offensive snaps and seven special-teams snaps... Made his NFL debut at Sea. (9/22).

**COLLEGE:** Humphrey started 18-of-36 games played in three seasons at the University of Texas (2016-18), finishing with 125 receptions for 1,622 yards (13.0 avg.) with 10 scores along with six rushes for 25 yards (4.2 avg.) with one touchdown... Also returned 11 kickoffs for 252 yards (22.9 avg.)... As a junior in 2018, played in 14 games (12 starts) and led the team with 86 catches for 1,176 yards (13.7 avg.) and nine touchdowns... His 1,176 receiving yards were the third-most in a single season in program history at the time and was named honorable mention All-Big 12... Caught 37 passes for 431 yards with one score





and was named honorable mention All-Big 12 in 2017.

**PERSONAL:** Humphrey attended Southlake Carroll High School in Southlake, Texas, where he was a two-time all-state selection... Named first-team 6A All-State by the Texas Sports Writers Association as an all-purpose player and second-team as a running back by the Associated Press in 2015... Rushed 184 times for 1,292 yards (7.2 avg.) with 14 touchdowns, and caught 57 passes for 876 yards with eight touchdowns as a senior... Named second-team 6A All-State by the Texas Sports Writers Association and honorable mention by Associated Press as a running back in 2014... Rushed for 1,828 yards with 29 touchdowns on 289 carries (6.3 avg.), while making 26 receptions for 285 yards with three touchdowns as a junior... Also competed in basketball and high jump... Lil'Jordan Humphrey was born on April 19, 1998 in Southlake, Texas.

**Transactions**

Signed by New Orleans as a college free agent 5/10/19; Waived by New Orleans 8/31/19; Signed by New Orleans (practice squad) 9/1/19; Signed by New Orleans (active roster) 9/18/19; Waived by New Orleans 10/26/19; Signed by New Orleans (practice squad) 10/29/19; Signed by New Orleans (active roster) 12/28/19; Waived by New Orleans 9/5/20; Signed by New Orleans (practice squad) 9/6/20; Released by New Orleans 9/30/20; Signed by New Orleans (practice squad) 12/9/20; Signed reserve/futures contract with New Orleans 1/18/21; Signed by New England 6/16/22; Waived by New England 8/30/22; Signed by New England (practice squad) 8/31/22; Signed by England (active roster) 9/13/22; Waived by New England 10/11/22; Signed by New England (practice squad) 10/13/22; Released by New England 11/15/22; Signed by Denver 3/7/23; Released by Denver 10/11/23; Signed by Denver (practice squad) 10/12/23; Signed by Denver (active roster) 10/18/23; Released by Denver 10/20/23; Signed by Denver (practice squad) 10/21/23; Signed by Denver (active roster) 10/25/24; Re-signed by Denver 3/14/24.

**REGULAR SEASON COMPARISON: RECEIVING - LOS ANGELES CHARGERS**

| DATE          | OPP         | W/L | GP/GS          | REC      | YDS.      | AVG.        | TD       | LG         | TGTS     | YAC       |
|---------------|-------------|-----|----------------|----------|-----------|-------------|----------|------------|----------|-----------|
| 12/10/23      | DEN @ LAC   | W   | S              | 1        | 12        | 12.0        | 0        | 12         | 1        | 15        |
| 12/31/23      | DEN vs. LAC | W   | P              | 2        | 69        | 34.5        | 1        | 54t        | 4        | 42        |
| <b>TOTALS</b> |             |     | <b>2/0 2/1</b> | <b>3</b> | <b>81</b> | <b>27.0</b> | <b>1</b> | <b>54t</b> | <b>5</b> | <b>57</b> |

Lil'Jordan Humphrey's NFL Regular Season Rushing/Receiving Statistics

| DATE              | TEAM     | RECEIVING |           |           |            |             |           |          | RUSHING  |          |            |          |          |
|-------------------|----------|-----------|-----------|-----------|------------|-------------|-----------|----------|----------|----------|------------|----------|----------|
|                   |          | GP        | GS        | NO.       | YDS.       | AVG.        | LG        | TD       | NO.      | YDS.     | AVG.       | LG       | TD       |
| 2019              | Saints   | 5         | 1         | 0         | 0          | 0.0         | 0         | 0        | 0        | 0        | 0.0        | 0        | 0        |
| 2020              | Saints   | 3         | 1         | 3         | 46         | 15.3        | 17t       | 1        | 0        | 0        | 0.0        | 0        | 0        |
| 2021              | Saints   | 10        | 4         | 13        | 249        | 19.2        | 56        | 2        | 0        | 0        | 0.0        | 0        | 0        |
| 2022              | Patriots | 6         | 2         | 2         | 20         | 10.0        | 11        | 0        | 0        | 0        | 0.0        | 0        | 0        |
| 2023              | Broncos  | 17        | 8         | 13        | 162        | 12.5        | 54t       | 3        | 0        | 0        | 0.0        | 0        | 0        |
| 2024              | Broncos  | 5         | 1         | 12        | 135        | 11.3        | 27        | 0        | 0        | 0        | 0.0        | 0        | 0        |
| <b>NFL TOTALS</b> |          | <b>46</b> | <b>17</b> | <b>43</b> | <b>612</b> | <b>14.2</b> | <b>56</b> | <b>6</b> | <b>0</b> | <b>0</b> | <b>0.0</b> | <b>0</b> | <b>0</b> |

Lil'Jordan Humphrey's NFL Postseason Rushing/Receiving Statistics

| DATE              | TEAM   | RECEIVING |          |          |           |             |           |          | RUSHING  |          |            |          |          |
|-------------------|--------|-----------|----------|----------|-----------|-------------|-----------|----------|----------|----------|------------|----------|----------|
|                   |        | GP        | GS       | NO.      | YDS.      | AVG.        | LG        | TD       | NO.      | YDS.     | AVG.       | LG       | TD       |
| 2019              | Saints | 1         | 0        | 0        | 0         | 0.0         | 0         | 0        | 0        | 0        | 0.0        | 0        | 0        |
| 2020              | Saints | 1         | 0        | 1        | 14        | 14.0        | 14        | 0        | 0        | 0        | 0.0        | 0        | 0        |
| <b>NFL TOTALS</b> |        | <b>2</b>  | <b>0</b> | <b>1</b> | <b>14</b> | <b>14.0</b> | <b>14</b> | <b>0</b> | <b>0</b> | <b>0</b> | <b>0.0</b> | <b>0</b> | <b>0</b> |





Lil'Jordan Humphrey's NFL Regular Season Return Statistics

|                   |          | KICKOFF RETURNS |          |            |          |          | PUNT RETURNS |          |          |            |          |          |
|-------------------|----------|-----------------|----------|------------|----------|----------|--------------|----------|----------|------------|----------|----------|
| DATE              | TEAM     | RET.            | YDS.     | AVG.       | LG       | TD       | NO.          | FC       | YDS.     | AVG.       | LG       | TD       |
| 2019              | Saints   | 0               | 0        | 0.0        | 0        | 0        | 0            | 0        | 0        | 0.0        | 0        | 0        |
| 2020              | Saints   | 0               | 0        | 0.0        | 0        | 0        | 0            | 0        | 0        | 0.0        | 0        | 0        |
| 2021              | Saints   | 0               | 0        | 0.0        | 0        | 0        | 0            | 0        | 0        | 0.0        | 0        | 0        |
| 2022              | Patriots | 0               | 0        | 0.0        | 0        | 0        | 0            | 0        | 0        | 0.0        | 0        | 0        |
| 2023              | Broncos  | 0               | 0        | 0.0        | 0        | 0        | 0            | 0        | 0        | 0.0        | 0        | 0        |
| 2024              | Broncos  | 0               | 0        | 0.0        | 0        | 0        | 0            | 0        | 0        | 0.0        | 0        | 0        |
| <b>NFL TOTALS</b> |          | <b>0</b>        | <b>0</b> | <b>0.0</b> | <b>0</b> | <b>0</b> | <b>0</b>     | <b>0</b> | <b>0</b> | <b>0.0</b> | <b>0</b> | <b>0</b> |

Lil'Jordan Humphrey's NFL Postseason Return Statistics

|                   |        | KICKOFF RETURNS |          |            |          |          | PUNT RETURNS |          |          |            |          |          |
|-------------------|--------|-----------------|----------|------------|----------|----------|--------------|----------|----------|------------|----------|----------|
| DATE              | TEAM   | RET.            | YDS.     | AVG.       | LG       | TD       | NO.          | FC       | YDS.     | AVG.       | LG       | TD       |
| 2019              | Saints | 0               | 0        | 0.0        | 0        | 0        | 0            | 0        | 0        | 0.0        | 0        | 0        |
| 2020              | Saints | 0               | 0        | 0.0        | 0        | 0        | 0            | 0        | 0        | 0.0        | 0        | 0        |
| <b>NFL TOTALS</b> |        | <b>0</b>        | <b>0</b> | <b>0.0</b> | <b>0</b> | <b>0</b> | <b>0</b>     | <b>0</b> | <b>0</b> | <b>0.0</b> | <b>0</b> | <b>0</b> |

SINGLE-GAME HIGHS: RECEIVING

|   |  |
|---|--|
| <p><b>Receptions</b> 6 at Tampa Bay Buccaneers, Sep 22, 2024<br/>4 vs. Pittsburgh Steelers, Sep 15, 2024<br/>3 at Detroit Lions, Dec 16, 2023<br/>3 vs. Miami Dolphins, Dec 27, 2021<br/>3 vs. Buffalo Bills, Nov 25, 2021</p> <p><b>Receiving Yards</b> 70 vs. Miami Dolphins, Dec 27, 2021<br/>69 vs. Los Angeles Chargers, Dec 31, 2023<br/>50 vs. Pittsburgh Steelers, Sep 15, 2024<br/>49 vs. Dallas Cowboys, Dec 02, 2021<br/>48 vs. Las Vegas Raiders, Oct 06, 2024</p> <p><b>Receiving Average</b> 23.3 vs. Miami Dolphins, Dec 27, 2021<br/>15.7 vs. Buffalo Bills, Nov 25, 2021<br/>12.5 vs. Pittsburgh Steelers, Sep 15, 2024<br/>6.2 at Tampa Bay Buccaneers, Sep 22, 2024<br/>5.3 at Detroit Lions, Dec 16, 2023</p> <p><b>Longest Receptions</b> 56 vs. Miami Dolphins, Dec 27, 2021<br/>54t vs. Los Angeles Chargers, Dec 31, 2023<br/>27 vs. Las Vegas Raiders, Oct 06, 2024<br/>27 vs. Pittsburgh Steelers, Sep 15, 2024<br/>27 at Carolina Panthers, Sep 19, 2021</p> | <p><b>Receiving TDs</b> 1 vs. Los Angeles Chargers, Dec 31, 2023<br/>1 at Detroit Lions, Dec 16, 2023<br/>1 vs. Las Vegas Raiders, Sep 10, 2023<br/>...3 more at 1.</p> <p><b>All-Purpose Yards</b> 70 vs. Miami Dolphins, Dec 27, 2021<br/>69 vs. Los Angeles Chargers, Dec 31, 2023<br/>50 vs. Pittsburgh Steelers, Sep 15, 2024<br/>49 vs. Dallas Cowboys, Dec 02, 2021<br/>48 vs. Las Vegas Raiders, Oct 06, 2024</p> <p><b>Most TDs</b> 1 vs. Los Angeles Chargers, Dec 31, 2023<br/>1 at Detroit Lions, Dec 16, 2023<br/>1 vs. Las Vegas Raiders, Sep 10, 2023<br/>...3 more at 1.</p> <p><b>Miscellaneous Tackles</b> 1 at Seattle Seahawks, Oct 25, 2021</p> |
|---|--|

SINGLE-GAME HIGHS - POSTSEASON: RECEIVING

|   |  |
|---|--|
| <p><b>Receptions</b> 1 vs. Chicago Bears, Jan 10, 2021</p> <p><b>Receiving Yards</b> 14 vs. Chicago Bears, Jan 10, 2021</p> | <p><b>Longest Receptions</b> 14 vs. Chicago Bears, Jan 10, 2021</p> <p><b>All-Purpose Yards</b> 14 vs. Chicago Bears, Jan 10, 2021</p> |
|---|--|





2023 GAME-BY-GAME REGULAR-SEASON STATISTICS (BRONCOS)

| DATE               | OPPONENT    | P/S         | RECEIVING |            |             |            |          | RUSHING        |          |            |          |          | W/L        | SCORE |
|--------------------|-------------|-------------|-----------|------------|-------------|------------|----------|----------------|----------|------------|----------|----------|------------|-------|
|                    |             |             | NO.       | YDS.       | AVG.        | LG         | TD       | NO.            | YDS.     | AVG.       | LG       | TD       |            |       |
| 09/10              | Raiders     |             |           |            |             |            |          | PRACTICE SQUAD |          |            |          |          | L          | 16-17 |
| 09/17              | Commanders  |             |           |            |             |            |          | PRACTICE SQUAD |          |            |          |          | L          | 33-35 |
| 09/24              | at Dolphins | P           | 0         | 0          | 0.0         | 0          | 0        | 0              | 0        | 0.0        | 0        | 0        | L          | 20-70 |
| 10/01              | at Bears    | S           | 1         | 11         | 11.0        | 11         | 0        | 0              | 0        | 0.0        | 0        | 0        | W          | 31-28 |
| 10/08              | Jets        | S           | 0         | 0          | 0.0         | 0          | 0        | 0              | 0        | 0.0        | 0        | 0        | L          | 21-31 |
| 10/12              | at Chiefs   | P           | 0         | 0          | 0.0         | 0          | 0        | 0              | 0        | 0.0        | 0        | 0        | L          | 8-19  |
| 10/22              | Packers     | P           | 0         | 0          | 0.0         | 0          | 0        | 0              | 0        | 0.0        | 0        | 0        | W          | 19-17 |
| 10/29              | Chiefs      | P           | 0         | 0          | 0.0         | 0          | 0        | 0              | 0        | 0.0        | 0        | 0        | W          | 24-9  |
| 11/13              | at Bills    | P           | 1         | 14         | 14.0        | 14         | 0        | 0              | 0        | 0.0        | 0        | 0        | W          | 24-22 |
| 11/19              | Vikings     | P           | 0         | 0          | 0.0         | 0          | 0        | 0              | 0        | 0.0        | 0        | 0        | W          | 21-20 |
| 11/26              | Browns      | S           | 1         | 13         | 13.0        | 13         | 0        | 0              | 0        | 0.0        | 0        | 0        | W          | 29-12 |
| 12/03              | at Texans   | P           | 1         | 12         | 12.0        | 12         | 0        | 0              | 0        | 0.0        | 0        | 0        | L          | 17-22 |
| 12/10              | at Chargers | S           | 1         | 12         | 12.0        | 12         | 0        | 0              | 0        | 0.0        | 0        | 0        | W          | 24-7  |
| 12/16              | at Lions    | S           | 3         | 16         | 5.3         | 8          | 1        | 0              | 0        | 0.0        | 0        | 0        | L          | 17-42 |
| 12/24              | Patriots    | S           | 0         | 0          | 0.0         | 0          | 0        | 0              | 0        | 0.0        | 0        | 0        | L          | 23-26 |
| 12/31              | Chargers    | P           | 2         | 69         | 34.5        | 54t        | 1        | 0              | 0        | 0.0        | 0        | 0        | W          | 16-9  |
| 01/07              | at Raiders  | P           | 0         | 0          | 0.0         | 0          | 0        | 0              | 0        | 0.0        | 0        | 0        | L          | 14-27 |
| <b>2023 TOTALS</b> |             | <b>15-6</b> | <b>10</b> | <b>147</b> | <b>14.7</b> | <b>54T</b> | <b>2</b> | <b>0</b>       | <b>0</b> | <b>0.0</b> | <b>0</b> | <b>0</b> | <b>8-9</b> |       |

2024 GAME-BY-GAME REGULAR-SEASON STATISTICS (BRONCOS)

| DATE               | OPPONENT      | P/S        | RECEIVING |            |             |           |          | RUSHING  |          |            |          |          | W/L        | SCORE |
|--------------------|---------------|------------|-----------|------------|-------------|-----------|----------|----------|----------|------------|----------|----------|------------|-------|
|                    |               |            | NO.       | YDS.       | AVG.        | LG        | TD       | NO.      | YDS.     | AVG.       | LG       | TD       |            |       |
| 09/08              | at Seahawks   | P          | 0         | 0          | 0.0         | 0         | 0        | 0        | 0        | 0.0        | 0        | 0        | L          | 20-26 |
| 09/15              | Steelers      | S          | 4         | 50         | 12.5        | 27        | 0        | 0        | 0        | 0.0        | 0        | 0        | L          | 6-13  |
| 09/22              | at Buccaneers | P          | 6         | 37         | 6.2         | 17        | 0        | 0        | 0        | 0.0        | 0        | 0        | W          | 26-7  |
| 09/29              | at Jets       | P          | 0         | 0          | 0.0         | 0         | 0        | 0        | 0        | 0.0        | 0        | 0        | W          | 10-9  |
| 10/06              | Raiders       | P          | 2         | 48         | 24.0        | 27        | 0        | 0        | 0        | 0.0        | 0        | 0        | W          | 34-18 |
| <b>2024 TOTALS</b> |               | <b>5-1</b> | <b>12</b> | <b>135</b> | <b>11.3</b> | <b>27</b> | <b>0</b> | <b>0</b> | <b>0</b> | <b>0.0</b> | <b>0</b> | <b>0</b> | <b>3-2</b> |       |

2019 GAME-BY-GAME POSTSEASON STATISTICS (SAINTS)


| DATE               | OPPONENT | P/S        | RECEIVING |          |            |          |          | RUSHING  |          |            |          |          | W/L        | SCORE      |
|--------------------|----------|------------|-----------|----------|------------|----------|----------|----------|----------|------------|----------|----------|------------|------------|
|                    |          |            | NO.       | YDS.     | AVG.       | LG       | TD       | NO.      | YDS.     | AVG.       | LG       | TD       |            |            |
| 01/05              | Vikings  | P          | 0         | 0        | 0.0        | 0        | 0        | 0        | 0        | 0.0        | 0        | 0        | L          | 20-26<br>+ |
| <b>2019 TOTALS</b> |          | <b>1-0</b> | <b>0</b>  | <b>0</b> | <b>0.0</b> | <b>0</b> | <b>0</b> | <b>0</b> | <b>0</b> | <b>0.0</b> | <b>0</b> | <b>0</b> | <b>0-1</b> |            |

+ - Overtime

2020 GAME-BY-GAME POSTSEASON STATISTICS (SAINTS)

| DATE               | OPPONENT   | P/S        | RECEIVING |           |             |           |          | RUSHING                        |          |            |          |          | W/L        | SCORE |
|--------------------|------------|------------|-----------|-----------|-------------|-----------|----------|--------------------------------|----------|------------|----------|----------|------------|-------|
|                    |            |            | NO.       | YDS.      | AVG.        | LG        | TD       | NO.                            | YDS.     | AVG.       | LG       | TD       |            |       |
| 01/10              | Bears      | P          | 1         | 14        | 14.0        | 14        | 0        | 0                              | 0        | 0.0        | 0        | 0        | W          | 21-9  |
| 01/17              | Buccaneers |            |           |           |             |           |          | PRACTICE SQUAD/INJURED RESERVE |          |            |          |          | L          | 20-30 |
| <b>2020 TOTALS</b> |            | <b>1-0</b> | <b>1</b>  | <b>14</b> | <b>14.0</b> | <b>14</b> | <b>0</b> | <b>0</b>                       | <b>0</b> | <b>0.0</b> | <b>0</b> | <b>0</b> | <b>1-1</b> |       |





94 DL



# JORDAN JACKSON

**HEIGHT/WEIGHT:** 6-5 / 285

**COLLEGE:** Air Force

**BIRTHDAY:** Jan. 30, 1998

**BORN:** Jacksonville, Fla.

**NFL EXPERIENCE:** 1st YR

**BRONCOS EXPERIENCE:** 1st YR

**GP/GS:** 5/0

**ACQUIRED:** FA-'23

## AT A GLANCE

- 🐾 *A first-year defensive lineman who has appeared in five games for the Broncos in 2024 after spending the 2023 season competing on the Broncos' practice squad.*
- 🐾 *Played in 49 games (37 starts) at Air Force (2017-21), totaling 140 tackles (73 solo), 15.5 sacks (137 yds.), 29.5 tackles for loss, two forced fumbles and six passes defended.*
- 🐾 *Left Air Force ranking second in program history in sack yardage.*
- 🐾 *Started all 13 games in 2021, producing 41 tackles (24 solo), a career-high 7.5 sacks, one pass defended and a forced fumble to earn second-team All-Mountain West Conference honors.*
- 🐾 *Played in 13 games (12 starts) in 2019, notching 38 tackles (16 solo), 3.5 sacks (26 yds.), two passes defended and four quarterback hurries and earning All-Mountain West Honorable Mention honors.*
- 🐾 *Named second-team All-Mountain West after starting all 12 games in 2018, recording 54 tackles (27 solo), 4.5 sacks and 12.5 tackles for loss.*
- 🐾 *Signed by Denver as a free agent on Jan. 10, 2023.*
- 🐾 *Entered the NFL as a sixth-round draft choice (194th overall) by New Orleans in 2022.*

**2024:** Jackson has appeared in five games for Denver, totaling six tackles (1 solo)... Made his NFL debut at Sea. (9/8), appearing on defense and special teams... Recorded first two career tackles vs. Pit. (9/15).

**2023:** Jackson spent the entire season competing on the Broncos' practice squad.

**2022:** Spent the year competing on the Saints' practice squad.

**COLLEGE:** Jackson played in 49 games (37 starts) at Air Force (2017-21), totaling 140 tackles (73 solo), 15.5 sacks (137 yds.), 29.5 tackles for loss, two forced fumbles and six passes defended... Left Air Force ranking second in program history in sack yardage... Started all 13 games in 2021, producing 41 tackles (24 solo), a career-high 7.5 sacks, one pass defended and a forced fumble to earn second-team All-Mountain West Conference honors... Played in 13 games (12 starts) in 2019, notching 38 tackles (16 solo), 3.5 sacks (26 yds.), two passes defended and four quarterback hurries... Was named All-Mountain West honorable mention in 2019... Named second-team All-Mountain West after starting all 12 games in 2018, recording 54 tackles (27 solo), 4.5 sacks and 12.5 tackles for loss.

**PERSONAL:** Jackson prepped at The Bolles School in Jacksonville, Fla... Was named a two-time All-City selection and earned All-State honorable mention as a senior... Also lettered in wrestling and weightlifting... Jordan Jackson was born on Jan. 30, 1998, in Jacksonville, Fla.

## Transactions

Signed by New Orleans as a draft choice May 13, 2022; Waived by New Orleans 8/30/22; Signed by New Orleans (practice squad) 8/31/22; Signed by Denver 1/10/23; Waived by Denver (8/29/23); Signed by Denver (practice squad) 8/31/23; Signed by Denver 1/9/24.





SINGLE-GAME HIGHS: DEFENSIVE

**Total Tackles** 3 at Tampa Bay Buccaneers, Sep 22, 2024  
2 vs. Pittsburgh Steelers, Sep 15, 2024

**Solo Tackles** 1 at Tampa Bay Buccaneers, Sep 22, 2024

2023 GAME-BY-GAME REGULAR-SEASON STATISTICS (BRONCOS)

| DATE               | OPPONENT    | P/S | TACKLES  |          |          |          |          |          |          | INTERCEPTIONS |          |          |          | O. FUMB  |          |          |          | ST       |          |          |          | MISC     |          |          |          | SCORE    |          |          |            |
|--------------------|-------------|-----|----------|----------|----------|----------|----------|----------|----------|---------------|----------|----------|----------|----------|----------|----------|----------|----------|----------|----------|----------|----------|----------|----------|----------|----------|----------|----------|------------|
|                    |             |     | TK       | S        | A        | SK       | YDS      | TFL      | YDS      | QBH           | NO       | YDS      | LG       | TD       | PD       | FF       | FR       | TD       | YDS      | TK       | S        | A        | FF       | FR       | S        |          | A        | W/L      |            |
| 09/10              | Raiders     |     |          |          |          |          |          |          |          |               |          |          |          |          |          |          |          |          |          |          |          |          |          |          |          | L        | 16-17    |          |            |
| 09/17              | Commanders  |     |          |          |          |          |          |          |          |               |          |          |          |          |          |          |          |          |          |          |          |          |          |          |          | L        | 33-35    |          |            |
| 09/24              | at Dolphins |     |          |          |          |          |          |          |          |               |          |          |          |          |          |          |          |          |          |          |          |          |          |          |          | L        | 20-70    |          |            |
| 10/01              | at Bears    |     |          |          |          |          |          |          |          |               |          |          |          |          |          |          |          |          |          |          |          |          |          |          |          | W        | 31-28    |          |            |
| 10/08              | Jets        |     |          |          |          |          |          |          |          |               |          |          |          |          |          |          |          |          |          |          |          |          |          |          |          | L        | 21-31    |          |            |
| 10/12              | at Chiefs   |     |          |          |          |          |          |          |          |               |          |          |          |          |          |          |          |          |          |          |          |          |          |          |          | L        | 8-19     |          |            |
| 10/22              | Packers     |     |          |          |          |          |          |          |          |               |          |          |          |          |          |          |          |          |          |          |          |          |          |          |          | W        | 19-17    |          |            |
| 10/29              | Chiefs      |     |          |          |          |          |          |          |          |               |          |          |          |          |          |          |          |          |          |          |          |          |          |          |          | W        | 24-9     |          |            |
| 11/13              | at Bills    |     |          |          |          |          |          |          |          |               |          |          |          |          |          |          |          |          |          |          |          |          |          |          |          | W        | 24-22    |          |            |
| 11/19              | Vikings     |     |          |          |          |          |          |          |          |               |          |          |          |          |          |          |          |          |          |          |          |          |          |          |          | W        | 21-20    |          |            |
| 11/26              | Browns      |     |          |          |          |          |          |          |          |               |          |          |          |          |          |          |          |          |          |          |          |          |          |          |          | W        | 29-12    |          |            |
| 12/03              | at Texans   |     |          |          |          |          |          |          |          |               |          |          |          |          |          |          |          |          |          |          |          |          |          |          |          | L        | 17-22    |          |            |
| 12/10              | at Chargers |     |          |          |          |          |          |          |          |               |          |          |          |          |          |          |          |          |          |          |          |          |          |          |          | W        | 24-7     |          |            |
| 12/16              | at Lions    |     |          |          |          |          |          |          |          |               |          |          |          |          |          |          |          |          |          |          |          |          |          |          |          | L        | 17-42    |          |            |
| 12/24              | Patriots    |     |          |          |          |          |          |          |          |               |          |          |          |          |          |          |          |          |          |          |          |          |          |          |          | L        | 23-26    |          |            |
| 12/31              | Chargers    |     |          |          |          |          |          |          |          |               |          |          |          |          |          |          |          |          |          |          |          |          |          |          |          | W        | 16-9     |          |            |
| 01/07              | at Raiders  |     |          |          |          |          |          |          |          |               |          |          |          |          |          |          |          |          |          |          |          |          |          |          |          | L        | 14-27    |          |            |
| <b>2023 TOTALS</b> |             |     | <b>0</b> | <b>0</b> | <b>0</b> | <b>0</b> | <b>0</b> | <b>0</b> | <b>0</b> | <b>0</b>      | <b>0</b> | <b>0</b> | <b>0</b> | <b>0</b> | <b>0</b> | <b>0</b> | <b>0</b> | <b>0</b> | <b>0</b> | <b>0</b> | <b>0</b> | <b>0</b> | <b>0</b> | <b>0</b> | <b>0</b> | <b>0</b> | <b>0</b> | <b>0</b> | <b>8-9</b> |

2024 GAME-BY-GAME REGULAR-SEASON STATISTICS (BRONCOS)

| DATE               | OPPONENT      | P/S | TACKLES  |          |          |          |          |          |          | INTERCEPTIONS |          |          |          | O. FUMB  |          |          |          | ST       |          |          |          | MISC     |          |          |          | SCORE    |          |            |
|--------------------|---------------|-----|----------|----------|----------|----------|----------|----------|----------|---------------|----------|----------|----------|----------|----------|----------|----------|----------|----------|----------|----------|----------|----------|----------|----------|----------|----------|------------|
|                    |               |     | TK       | S        | A        | SK       | YDS      | TFL      | YDS      | QBH           | NO       | YDS      | LG       | TD       | PD       | FF       | FR       | TD       | YDS      | TK       | S        | A        | FF       | FR       | S        |          | A        | W/L        |
| 09/08              | at Seahawks   | P   | 0        | 0        | 0        | 0        | 0        | 0        | 0        | 0             | 0        | 0        | 0        | 0        | 0        | 0        | 0        | 0        | 0        | 0        | 0        | 0        | 0        | 0        | 0        | 0        | L        | 20-26      |
| 09/15              | Steelers      | P   | 2        | 0        | 2        | 0        | 0        | 0        | 0        | 0             | 0        | 0        | 0        | 0        | 0        | 0        | 0        | 0        | 0        | 0        | 0        | 0        | 0        | 0        | 0        | L        | 6-13     |            |
| 09/22              | at Buccaneers | P   | 3        | 1        | 2        | 0        | 0        | 0        | 0        | 0             | 0        | 0        | 0        | 0        | 0        | 0        | 0        | 0        | 0        | 0        | 0        | 0        | 0        | 0        | 0        | W        | 26-7     |            |
| 09/29              | at Jets       | P   | 0        | 0        | 0        | 0        | 0        | 0        | 0        | 0             | 0        | 0        | 0        | 0        | 0        | 0        | 0        | 0        | 0        | 0        | 0        | 0        | 0        | 0        | 0        | W        | 10-9     |            |
| 10/06              | Raiders       | P   | 1        | 0        | 1        | 0        | 0        | 0        | 0        | 0             | 0        | 0        | 0        | 0        | 0        | 0        | 0        | 0        | 0        | 0        | 0        | 0        | 0        | 0        | 0        | W        | 34-18    |            |
| <b>2024 TOTALS</b> |               |     | <b>5</b> | <b>0</b> | <b>6</b> | <b>1</b> | <b>5</b> | <b>0</b> | <b>0</b> | <b>0</b>      | <b>0</b> | <b>0</b> | <b>0</b> | <b>0</b> | <b>0</b> | <b>0</b> | <b>0</b> | <b>0</b> | <b>0</b> | <b>0</b> | <b>0</b> | <b>0</b> | <b>0</b> | <b>0</b> | <b>0</b> | <b>0</b> | <b>0</b> | <b>3-2</b> |







22 S



# BRANDON JONES

**HEIGHT/WEIGHT:** 6-1/190

**COLLEGE:** Texas

**BIRTHDAY:** Apr. 2, 1998

**BORN:** Nacogdoches, Texas

**NFL EXPERIENCE:** 5th YR

**BRONCOS EXPERIENCE:** 1st YR

**GP/GS:** 58/35

**ACQUIRED:** UFA (Mia.)-'24

## AT A GLANCE

- A fifth-year safety who has appeared in 58 career regular-season games (35 starts) for the Dolphins (2020-23) and Broncos (2024), recording 262 tackles (163 solo), eight sacks (78 yds.), four interceptions (85 yds.), 11 passes defended, five forced fumbles, four fumble recoveries and eight special-teams stops.
- Made 16 appearances (6 starts) in 2023, totaling 46 tackles (35 solo), a career-high two interceptions (40 yds.), four passes defended, one forced fumble and one fumble recovery.
- Started all seven games played, recording 49 tackles (26 solo), two sacks (30 yds.), three passes defended and one forced fumble in 2022.
- In 2021, produced a career highs with 76 tackles (45 solo) and five sacks (39 yds.) along with one interception (8 yds.), one pass defended, one forced fumble and two fumble recoveries in 15 games (13 starts).
- Played in all 16 games (4 starts) as a rookie in 2020, recording totals of 59 tackles (40 solo), one sack (9 yds.), one pass defended and one forced fumble.
- Appeared in 47 games (35 starts) at the University of Texas, recording 233 tackles (175 solo), one sack (7 yds.), four interceptions (33 yds.), 11 passes defended, two forced fumbles and two fumble recoveries.
- Earned honorable mention All-Big 12 as a junior in 2018 after starting 10 games and totaling 70 tackles (48 solo), two interceptions (26 yds.), three passes defended and two fumble recoveries.
- Attended Nacogdoches (Texas) High School, where he was an All-American as well as two-time all-state and all-district honoree.
- Signed by Denver as an unrestricted free agent on March 13, 2024
- Selected in the third-round (70th overall) of the 2020 NFL Draft by Miami.

**2024:** Jones has started all five games for Denver, tallying 32 tackles (17 solo), one interception (37 yds.), two passes defended, one forced fumble and one fumble recovery... Started his Broncos debut at Sea. (9/8), tallying six tackles (4 solo)... Recorded seven tackles vs. Pit. (9/15)... Recorded his first interception and fumble recovery as a Bronco, picking off Buccaneers QB Baker Mayfield and returning it for 37 yards to set up the offense inside the 10-yard line in the first quarter, and recovering a fumble (forced by CB Riley Moss) and returning it 34 yards late in the fourth quarter to help secure the victory at T.B. (9/22)... Tallied five tackles (3 solo), one pass defended and forced a fumble (recovered by CB Riley Moss) on the Jets' first possession of the game at NYJ (9/29)... Recorded a season-high eight tackles (3 solo) vs. L.V. (10/6).

**2023:** Jones made 16 appearances (6 starts), totaling 46 tackles (35 solo), a career-high two interceptions (40 yds.), four passes defended, one forced fumble and one fumble recovery... Recorded seven tackles (4 solo) and broke up one pass vs. N.E. (10/29)... Made five tackles (4 solo) at Was. (12/3)... Registered seven tackles (5 solo), one forced fumble and one pass defended vs. Ten. (12/11)... Notched a career-high with two interceptions (40 yds.) along with five solo tackles and two passes defended vs. NYJ (12/17)... Tallied nine tackles (7 solo) and one fumble recovery vs. Dal. (12/24)... Had eight tackles (6 solo) vs. Buf. (1/7)... Appeared in his first postseason game, starting at K.C. (1/13) and finishing with eight tackles (4 solo) and one forced fumble.

**2022:** Jones started all seven games played, recording 49 tackles (26 solo), two sacks (30 yds.), three passes defended and one forced fumble... Placed on injured reserve (knee) on Oct 25... Started the season with a career-high 11 tackles (6 solo) along with one sack (13 yds.), one forced fumble and one pass defended vs. N.E. (9/11)... Broke up one pass and totaled nine tackles 96 solo) vs. Buf. (9/25)... Notched his second sack of the season for a 17-yard loss along with nine tackles (5 solo) at NYJ (10/9)... Totaled six tackles (3 solo) and one pass defended vs. Min. (10/16)... Had seven tackles (2 solo) vs. Pit. (10/23).

**2021:** Jones produced a career highs with 76 tackles (45 solo) and five sacks (39 yds.) along with one interception (8 yds.), one pass defended, one forced fumble and two fumble recoveries in 15 games (13 starts)... Recovered one fumble and logged six tackles (5 solo) vs. Buf. (9/19)... Recorded a career-high two sacks (22 yds.) along with six tackles (4 solo) at L.V. (9/16)... Made six tackles (3 solo) and recovered one fumble vs. Hou. (11/7)... Finished with seven tackles (6 solo) vs. Bal. (11/11)... Recorded his first of three consecutive games with a sack at NYJ (11/21), bringing down Jets QB Joe Flacco for a





six-yard loss on top of forcing one fumble and totaling six tackles (2 solo)... Had an eight-yard sack along with six tackles (4 solo) vs. NYJ (12/19)... Intercepted his first career pass—returning it eight yards—and registered six tackles (2 solo), including a three-yard sack, at N.O. (12/27)... Made eight tackles (4 solo) vs. N.E. (1/9).

**2020:** Jones played in all 16 games (4 starts) with Miami as a rookie after being drafted by the team in the third round (70th overall) in the 2020 NFL Draft... Recorded totals of 59 tackles (40 solo), one sack (9 yds.), one pass defended and one forced fumble... Made his first career start in Week 1 at N.E. (9/13), totaling nine tackles (7 solo)... Recorded his first career pass defended and also notched three solo tackles vs. NYJ (10/18)... Made eight tackles (4 solo) vs. K.C. (12/13)... Forced his first career fumble and also made six tackles (4 solo) vs. N.E. (12/20).

**COLLEGE:** Jones appeared in 47 games (35 starts) at the University of Texas, recording 233 tackles (175 solo), one sack (7 yds.), four interceptions (33 yds.), 11 passes defended, two forced fumbles and two fumble recoveries... Also returned three kickoffs for 55 yards (18.3 avg.) and 14 punts for 161 yards (11.5 avg.)... Started all 13 games in 2019, logging 86 tackles (64 solo), one sack (7 yds.), two interceptions (7 yds.), six passes defended, one forced fumble and one fumble recovery... Earned honorable mention All-Big 12 as a junior in 2018 after starting 10 games and totaling 70 tackles (48 solo), two interceptions (26 yds.), three passes defended and two fumble recoveries... Produced 61 tackles (51 solo), two passes defended and one forced fumble in 12 games (12 starts) in 2017.

**PERSONAL:** Jones attended Nacogdoches (Texas) High School, where he was an All-American as well as two-time all-state and all-district honoree... Was named Defensive Player of the Year in Texas and to the All-USA Texas First Team by USA Today in 2015... recorded 124 tackles, 16 tackles for loss and two interceptions as well as eight touchdowns between offense and special teams as a senior in 2015... Also earned first-team all-state and all-district honors as a senior... Registered 30 tackles and two forced fumble as a junior... Tabbed first-team all-district and honorable mention all-state in 2013 after totaling 95 tackles, five interceptions (1 TD) and 13 passes defended... Also competed in track and field in the 100m, 4x100m and 4x200m... Brandon Jones was born on April 2, 1998, in Nacogdoches, Texas.

**Transactions**

Signed by Miami as a draft pick 5/13/20; Signed by Denver 3/13/24.

**REGULAR SEASON COMPARISON: DEFENSIVE - LOS ANGELES CHARGERS**

| DATE          | OPP         | W/L        | GP/GS      | TACKLES  |          |          |            |            |          |          | MISC     |          |          |          |    |
|---------------|-------------|------------|------------|----------|----------|----------|------------|------------|----------|----------|----------|----------|----------|----------|----|
|               |             |            |            | TOT      | SOLO     | ASST     | SACK       | YDS.       | INT      | TFL      | PD       | QBH      | TD       | FF       | FR |
| 11/15/20      | MIA vs. LAC | W          | S          | 5        | 3        | 2        | 0.0        | 0.0        | 0        | 0        | 0        | 0        | 0        | 0        | 0  |
| 9/10/23       | MIA @ LAC   | W          | P          | 0        | 0        | 0        | 0.0        | 0.0        | 0        | 0        | 0        | 0        | 0        | 0        |    |
| <b>TOTALS</b> |             | <b>2/0</b> | <b>2/1</b> | <b>5</b> | <b>3</b> | <b>2</b> | <b>0.0</b> | <b>0.0</b> | <b>0</b> | <b>0</b> | <b>0</b> | <b>0</b> | <b>0</b> | <b>0</b> |    |

**Brandon Jones' NFL Regular Season Defensive Statistics**

| DATE              | TEAM     | GP        | GS        | TACKLES    |            |           |           |           |            |             | INTERCEPTIONS |          |           |           |          | O. FUMB   |          |          |          | ST        |          |          |          | MISC     |          |   |   |
|-------------------|----------|-----------|-----------|------------|------------|-----------|-----------|-----------|------------|-------------|---------------|----------|-----------|-----------|----------|-----------|----------|----------|----------|-----------|----------|----------|----------|----------|----------|---|---|
|                   |          |           |           | TK         | S          | A         | TFL       | YDS       | SK         | YDS         | QBH           | NO       | YDS       | LG        | TD       | PD        | FF       | FR       | TD       | YDS       | TK       | S        | A        | FF       | FR       | S | A |
| 2020              | Dolphins | 15        | 4         | 59         | 40         | 19        | 3         | 14        | 1.0        | 9.0         | 1             | 0        | 0         | 0         | 0        | 1         | 1        | 0        | 0        | 0         | 3        | 1        | 2        | 0        | 0        | 0 | 0 |
| 2021              | Dolphins | 15        | 13        | 76         | 45         | 31        | 6         | 34        | 5.0        | 39.0        | 10            | 1        | 8         | 8         | 0        | 1         | 1        | 2        | 0        | 3         | 3        | 3        | 0        | 0        | 0        | 0 |   |
| 2022              | Dolphins | 7         | 7         | 49         | 26         | 23        | 1         | 17        | 2.0        | 30.0        | 2             | 0        | 0         | 0         | 0        | 3         | 1        | 0        | 0        | 0         | 0        | 0        | 0        | 0        | 0        |   |   |
| 2023              | Dolphins | 16        | 6         | 46         | 35         | 11        | 2         | 5         | 0.0        | 0.0         | 1             | 2        | 40        | 40        | 0        | 4         | 1        | 1        | 0        | 0         | 2        | 1        | 1        | 0        | 0        |   |   |
| 2024              | Broncos  | 5         | 5         | 32         | 17         | 15        | 0         | 0         | 0.0        | 0.0         | 0             | 1        | 37        | 37        | 0        | 2         | 1        | 1        | 0        | 34        | 0        | 0        | 0        | 0        | 0        |   |   |
| <b>NFL TOTALS</b> |          | <b>58</b> | <b>35</b> | <b>262</b> | <b>163</b> | <b>99</b> | <b>12</b> | <b>70</b> | <b>8.0</b> | <b>78.0</b> | <b>14</b>     | <b>4</b> | <b>85</b> | <b>40</b> | <b>0</b> | <b>11</b> | <b>5</b> | <b>4</b> | <b>0</b> | <b>37</b> | <b>8</b> | <b>5</b> | <b>3</b> | <b>0</b> | <b>0</b> |   |   |





Brandon Jones' NFL Postseason Defensive Statistics

| DATE              | TEAM     | GP       | GS       | TACKLES  |          |          |          |          |            |            | INTERCEPTIONS |          |          |          |          | O. FUMB  |          |          | ST       |          |          |          | MISC     |          |          |          |          |          |          |          |   |
|-------------------|----------|----------|----------|----------|----------|----------|----------|----------|------------|------------|---------------|----------|----------|----------|----------|----------|----------|----------|----------|----------|----------|----------|----------|----------|----------|----------|----------|----------|----------|----------|---|
|                   |          |          |          | TK       | S        | A        | TFL      | YDS      | SK         | YDS        | QBH           | NO       | YDS      | LG       | TD       | PD       | FF       | FR       | TD       | YDS      | TK       | S        | A        | FF       | FR       | S        | A        |          |          |          |   |
| 2022              | Dolphins | 0        | 0        | 0        | 0        | 0        | 0        | 0        | 0          | 0.0        | 0.0           | 0        | 0        | 0        | 0        | 0        | 0        | 0        | 0        | 0        | 0        | 0        | 0        | 0        | 0        | 0        | 0        | 0        | 0        | 0        | 0 |
| 2023              | Dolphins | 1        | 1        | 8        | 4        | 4        | 0        | 0        | 0.0        | 0.0        | 1             | 0        | 0        | 0        | 0        | 0        | 0        | 1        | 0        | 0        | 0        | 0        | 0        | 0        | 0        | 0        | 0        | 0        | 0        | 0        | 0 |
| <b>NFL TOTALS</b> |          | <b>1</b> | <b>1</b> | <b>8</b> | <b>4</b> | <b>4</b> | <b>0</b> | <b>0</b> | <b>0.0</b> | <b>0.0</b> | <b>1</b>      | <b>0</b> | <b>0</b> | <b>0</b> | <b>0</b> | <b>0</b> | <b>0</b> | <b>1</b> | <b>0</b> | <b>0</b> | <b>0</b> | <b>0</b> | <b>0</b> | <b>0</b> | <b>0</b> | <b>0</b> | <b>0</b> | <b>0</b> | <b>0</b> | <b>0</b> |   |

SINGLE-GAME HIGHS: DEFENSIVE

- Total Tackles** 11 vs. New England Patriots, Sep 11, 2022  
9 vs. Dallas Cowboys, Dec 24, 2023  
9 at New York Jets, Oct 09, 2022  
9 vs. Buffalo Bills, Sep 25, 2022  
...1 more at 9.
- Solo Tackles** 7 vs. Dallas Cowboys, Dec 24, 2023  
7 at New England Patriots, Sep 13, 2020  
6 vs. Buffalo Bills, Jan 07, 2024  
6 vs. Buffalo Bills, Sep 25, 2022  
...2 more at 6.
- Sacks** 2.0 at Las Vegas Raiders, Sep 26, 2021  
1.0 at New Orleans Saints, Dec 27, 2021  
1.0 vs. New York Jets, Dec 19, 2021  
1.0 at New York Jets, Nov 21, 2021  
...1 more at 1.0.
- Passes Defensed** 2 vs. New York Jets, Dec 17, 2023  
1 at New York Jets, Sep 29, 2024  
1 at Tampa Bay Buccaneers, Sep 22, 2024  
1 vs. Tennessee Titans, Dec 11, 2023  
...5 more at 1.
- Forced Fumbles** 1 at New York Jets, Nov 21, 2021  
1 vs. New England Patriots, Dec 20, 2020
- Fumble Recoveries** 1 at Tampa Bay Buccaneers, Sep 22, 2024  
1 vs. Dallas Cowboys, Dec 24, 2023  
1 vs. Houston Texans, Nov 07, 2021  
...1 more at 1.
- Tackles For Loss** 2 at Las Vegas Raiders, Sep 26, 2021  
1 at New Orleans Saints, Dec 27, 2021  
1 vs. New York Jets, Dec 19, 2021  
1 at Buffalo Bills, Oct 31, 2021  
...3 more at 1.
- Interceptions** 2 vs. New York Jets, Dec 17, 2023  
1 at Tampa Bay Buccaneers, Sep 22, 2024  
1 at New Orleans Saints, Dec 27, 2021
- Interception Return Yards** 40 vs. New York Jets, Dec 17, 2023  
37 at Tampa Bay Buccaneers, Sep 22, 2024  
8 at New Orleans Saints, Dec 27, 2021
- Special Teams Tackles** 1 vs. Houston Texans, Nov 07, 2021  
1 at Buffalo Bills, Oct 31, 2021  
1 at New England Patriots, Sep 12, 2021  
...3 more at 1.
- Longest Opp Fumble Return** 3 vs. Buffalo Bills, Sep 19, 2021





2023 GAME-BY-GAME REGULAR-SEASON STATISTICS (DOLPHINS)

| DATE               | OPPONENT      | P/S         | TACKLES          |           |           |          |          |          |          | INTERCEPTIONS |          |          |          | O. FUMB   |           |          |          | ST       |          |          |          | MISC     |          |          | SCORE    |          |          |          |          |          |             |
|--------------------|---------------|-------------|------------------|-----------|-----------|----------|----------|----------|----------|---------------|----------|----------|----------|-----------|-----------|----------|----------|----------|----------|----------|----------|----------|----------|----------|----------|----------|----------|----------|----------|----------|-------------|
|                    |               |             | TK               | S         | A         | SK       | YDS      | TFL      | YDS      | QBH           | NO       | YDS      | LG       | TD        | PD        | FF       | FR       | TD       | YDS      | TK       | S        | A        | FF       | FR       |          | S        | A        | W/L      |          |          |             |
| 09/10              | at Chargers   | P           | 0                | 0         | 0         | 0        | 0.0      | 0.0      | 0        | 0             | 0        | 0        | 0        | 0         | 0         | 0        | 0        | 0        | 0        | 0        | 0        | 0        | 0        | 0        | 0        | 0        | W        | 36-34    |          |          |             |
| 09/17              | at Patriots   | P           | 0                | 0         | 0         | 0        | 0.0      | 0.0      | 0        | 0             | 0        | 0        | 0        | 0         | 0         | 0        | 0        | 0        | 0        | 0        | 0        | 0        | 0        | 0        | 0        | W        | 24-17    |          |          |          |             |
| 09/24              | Broncos       | P           | 2                | 1         | 1         | 0        | 0.0      | 0.0      | 0        | 0             | 0        | 0        | 0        | 0         | 0         | 0        | 0        | 0        | 1        | 0        | 1        | 0        | 0        | 0        | 0        | W        | 70-20    |          |          |          |             |
| 10/01              | at Bills      | S           | 2                | 2         | 0         | 0        | 0.0      | 0.0      | 0        | 0             | 0        | 0        | 0        | 0         | 0         | 0        | 0        | 0        | 0        | 0        | 0        | 0        | 0        | 0        | 0        | L        | 20-48    |          |          |          |             |
| 10/08              | Giants        | P           | 0                | 0         | 0         | 0        | 0.0      | 0.0      | 0        | 0             | 0        | 0        | 0        | 0         | 0         | 0        | 0        | 0        | 0        | 0        | 0        | 0        | 0        | 0        | 0        | W        | 31-16    |          |          |          |             |
| 10/15              | Panthers      | P           | 0                | 0         | 0         | 0        | 0.0      | 0.0      | 0        | 0             | 0        | 0        | 0        | 0         | 0         | 0        | 0        | 0        | 1        | 1        | 0        | 0        | 0        | 0        | 0        | W        | 42-21    |          |          |          |             |
| 10/22              | at Eagles     | P           | 0                | 0         | 0         | 0        | 0.0      | 0.0      | 0        | 0             | 0        | 0        | 0        | 0         | 0         | 0        | 0        | 0        | 0        | 0        | 0        | 0        | 0        | 0        | 0        | L        | 17-31    |          |          |          |             |
| 10/29              | Patriots      | S           | 7                | 4         | 3         | 0        | 0.0      | 0.0      | 0        | 0             | 0        | 0        | 0        | 0         | 0         | 0        | 0        | 0        | 0        | 0        | 0        | 0        | 0        | 0        | 0        | W        | 31-17    |          |          |          |             |
| 11/05              | at Chiefs     |             | ON INACTIVE LIST |           |           |          |          |          |          |               |          |          |          |           |           |          |          |          |          |          |          |          | L        | 14-21    |          |          |          |          |          |          |             |
| 11/19              | Raiders       | P           | 0                | 0         | 0         | 0        | 0.0      | 0.0      | 0        | 0             | 0        | 0        | 0        | 0         | 0         | 0        | 0        | 0        | 0        | 0        | 0        | 0        | 0        | 0        | 0        | W        | 20-13    |          |          |          |             |
| 11/24              | at Jets       | P           | 1                | 1         | 0         | 0        | 0.0      | 0.0      | 0        | 0             | 0        | 0        | 0        | 0         | 0         | 0        | 0        | 0        | 0        | 0        | 0        | 0        | 0        | 0        | 0        | W        | 34-13    |          |          |          |             |
| 12/03              | at Commanders | S           | 5                | 4         | 1         | 0        | 0.0      | 0.0      | 0        | 0             | 0        | 1        | 0        | 0         | 0         | 0        | 0        | 0        | 0        | 0        | 0        | 0        | 0        | 0        | 0        | W        | 45-15    |          |          |          |             |
| 12/11              | Titans        | S           | 7                | 5         | 2         | 0        | 0.0      | 0.0      | 0        | 0             | 0        | 0        | 0        | 0         | 0         | 0        | 0        | 1        | 0        | 0        | 0        | 0        | 0        | 0        | 0        | L        | 27-28    |          |          |          |             |
| 12/17              | Jets          | S           | 5                | 5         | 0         | 0        | 0.0      | 0.0      | 0        | 0             | 0        | 0        | 2        | 40        | 40        | 0        | 2        | 0        | 0        | 0        | 0        | 0        | 0        | 0        | 0        | W        | 30-0     |          |          |          |             |
| 12/24              | Cowboys       | S           | 9                | 7         | 2         | 0        | 0.0      | 0.0      | 0        | 0             | 0        | 0        | 0        | 0         | 0         | 0        | 0        | 0        | 1        | 0        | 0        | 0        | 0        | 0        | 0        | W        | 22-20    |          |          |          |             |
| 12/31              | at Ravens     | P           | 0                | 0         | 0         | 0        | 0.0      | 0.0      | 0        | 0             | 0        | 0        | 0        | 0         | 0         | 0        | 0        | 0        | 0        | 0        | 0        | 0        | 0        | 0        | 0        | L        | 19-56    |          |          |          |             |
| 01/07              | Bills         | P           | 8                | 6         | 2         | 0        | 0.0      | 0.0      | 2        | 5             | 0        | 0        | 0        | 0         | 0         | 0        | 0        | 0        | 0        | 0        | 0        | 0        | 0        | 0        | 0        | L        | 14-21    |          |          |          |             |
| <b>2023 TOTALS</b> |               | <b>16-6</b> | <b>46</b>        | <b>35</b> | <b>11</b> | <b>0</b> | <b>0</b> | <b>0</b> | <b>0</b> | <b>2</b>      | <b>5</b> | <b>1</b> | <b>2</b> | <b>40</b> | <b>40</b> | <b>0</b> | <b>4</b> | <b>1</b> | <b>1</b> | <b>0</b> | <b>0</b> | <b>2</b> | <b>1</b> | <b>1</b> | <b>0</b> | <b>0</b> | <b>0</b> | <b>0</b> | <b>0</b> | <b>0</b> | <b>11-6</b> |

2024 GAME-BY-GAME REGULAR-SEASON STATISTICS (BRONCOS)

| DATE               | OPPONENT      | P/S        | TACKLES   |           |           |          |          |          |          | INTERCEPTIONS |          |          |          | O. FUMB   |           |          |          | ST       |          |          |           | MISC     |          |          | SCORE    |          |          |          |          |          |            |
|--------------------|---------------|------------|-----------|-----------|-----------|----------|----------|----------|----------|---------------|----------|----------|----------|-----------|-----------|----------|----------|----------|----------|----------|-----------|----------|----------|----------|----------|----------|----------|----------|----------|----------|------------|
|                    |               |            | TK        | S         | A         | SK       | YDS      | TFL      | YDS      | QBH           | NO       | YDS      | LG       | TD        | PD        | FF       | FR       | TD       | YDS      | TK       | S         | A        | FF       | FR       |          | S        | A        | W/L      |          |          |            |
| 09/08              | at Seahawks   | S          | 6         | 4         | 2         | 0        | 0.0      | 0.0      | 0        | 0             | 0        | 0        | 0        | 0         | 0         | 0        | 0        | 0        | 0        | 0        | 0         | 0        | 0        | 0        | 0        | 0        | L        | 20-26    |          |          |            |
| 09/15              | Steelers      | S          | 7         | 3         | 4         | 0        | 0.0      | 0.0      | 0        | 0             | 0        | 0        | 0        | 0         | 0         | 0        | 0        | 0        | 0        | 0        | 0         | 0        | 0        | 0        | 0        | L        | 6-13     |          |          |          |            |
| 09/22              | at Buccaneers | S          | 6         | 4         | 2         | 0        | 0.0      | 0.0      | 0        | 0             | 0        | 0        | 1        | 37        | 37        | 0        | 1        | 0        | 1        | 0        | 34        | 0        | 0        | 0        | 0        | 0        | W        | 26-7     |          |          |            |
| 09/29              | at Jets       | S          | 5         | 3         | 2         | 0        | 0.0      | 0.0      | 0        | 0             | 0        | 0        | 0        | 0         | 0         | 0        | 0        | 1        | 1        | 0        | 0         | 0        | 0        | 0        | 0        | W        | 10-9     |          |          |          |            |
| 10/06              | Raiders       | S          | 8         | 3         | 5         | 0        | 0.0      | 0.0      | 0        | 0             | 0        | 0        | 0        | 0         | 0         | 0        | 0        | 0        | 0        | 0        | 0         | 0        | 0        | 0        | 0        | W        | 34-18    |          |          |          |            |
| <b>2024 TOTALS</b> |               | <b>5-5</b> | <b>32</b> | <b>17</b> | <b>15</b> | <b>0</b> | <b>0</b> | <b>0</b> | <b>0</b> | <b>0</b>      | <b>0</b> | <b>0</b> | <b>1</b> | <b>37</b> | <b>37</b> | <b>0</b> | <b>2</b> | <b>1</b> | <b>1</b> | <b>0</b> | <b>34</b> | <b>0</b> | <b>0</b> | <b>0</b> | <b>0</b> | <b>0</b> | <b>0</b> | <b>0</b> | <b>0</b> | <b>0</b> | <b>3-2</b> |


2022 GAME-BY-GAME POSTSEASON STATISTICS (DOLPHINS)

| DATE               | OPPONENT | P/S | TACKLES         |          |          |          |          |          |          | INTERCEPTIONS |          |          |          | O. FUMB  |          |          |          | ST       |          |          |          | MISC     |          |          | SCORE    |          |          |          |          |          |          |            |
|--------------------|----------|-----|-----------------|----------|----------|----------|----------|----------|----------|---------------|----------|----------|----------|----------|----------|----------|----------|----------|----------|----------|----------|----------|----------|----------|----------|----------|----------|----------|----------|----------|----------|------------|
|                    |          |     | TK              | S        | A        | SK       | YDS      | TFL      | YDS      | QBH           | NO       | YDS      | LG       | TD       | PD       | FF       | FR       | TD       | YDS      | TK       | S        | A        | FF       | FR       |          | S        | A        | W/L      |          |          |          |            |
| 01/15              | at Bills |     | INJURED RESERVE |          |          |          |          |          |          |               |          |          |          |          |          |          |          |          |          |          |          |          | L        | 31-34    |          |          |          |          |          |          |          |            |
| <b>2022 TOTALS</b> |          |     | <b>0</b>        | <b>0</b> | <b>0</b> | <b>0</b> | <b>0</b> | <b>0</b> | <b>0</b> | <b>0</b>      | <b>0</b> | <b>0</b> | <b>0</b> | <b>0</b> | <b>0</b> | <b>0</b> | <b>0</b> | <b>0</b> | <b>0</b> | <b>0</b> | <b>0</b> | <b>0</b> | <b>0</b> | <b>0</b> | <b>0</b> | <b>0</b> | <b>0</b> | <b>0</b> | <b>0</b> | <b>0</b> | <b>0</b> | <b>0-1</b> |

2023 GAME-BY-GAME POSTSEASON STATISTICS (DOLPHINS)

| DATE               | OPPONENT  | P/S        | TACKLES  |          |          |          |          |          |          | INTERCEPTIONS |          |          |          | O. FUMB  |          |          |          | ST       |          |          |          | MISC     |          |          | SCORE    |          |          |          |          |          |            |
|--------------------|-----------|------------|----------|----------|----------|----------|----------|----------|----------|---------------|----------|----------|----------|----------|----------|----------|----------|----------|----------|----------|----------|----------|----------|----------|----------|----------|----------|----------|----------|----------|------------|
|                    |           |            | TK       | S        | A        | SK       | YDS      | TFL      | YDS      | QBH           | NO       | YDS      | LG       | TD       | PD       | FF       | FR       | TD       | YDS      | TK       | S        | A        | FF       | FR       |          | S        | A        | W/L      |          |          |            |
| 01/13              | at Chiefs | S          | 8        | 4        | 4        | 0        | 0.0      | 0.0      | 0        | 0             | 0        | 1        | 0        | 0        | 0        | 0        | 0        | 0        | 1        | 0        | 0        | 0        | 0        | 0        | 0        | 0        | L        | 7-26     |          |          |            |
| <b>2023 TOTALS</b> |           | <b>1-1</b> | <b>8</b> | <b>4</b> | <b>4</b> | <b>0</b> | <b>0</b> | <b>0</b> | <b>0</b> | <b>0</b>      | <b>0</b> | <b>1</b> | <b>0</b> | <b>0</b> | <b>0</b> | <b>0</b> | <b>0</b> | <b>1</b> | <b>0</b> | <b>0</b> | <b>0</b> | <b>0</b> | <b>0</b> | <b>0</b> | <b>0</b> | <b>0</b> | <b>0</b> | <b>0</b> | <b>0</b> | <b>0</b> | <b>0-1</b> |





93 DT



D.J. JONES

HEIGHT/WEIGHT: 6-0 / 305

COLLEGE: Mississippi

BIRTHDAY: Jan. 19, 1995

BORN: Greenville, S.C.

NFL EXPERIENCE: 8th YR

BRONCOS EXPERIENCE: 3rd YR

GP/GS: 97/82

ACQUIRED: UFA (S.F.)-'22

AT A GLANCE

- An eighth-year defensive tackle who has appeared in 97 career regular-season games (82 starts) and three postseason contests (all starts) with San Francisco (2017-21) and Denver (2022-24).
- Totaled 219 tackles (151 solo), 11 sacks (90 yds.), nine passes defended, six forced fumbles and two fumble recoveries during his career.
- Became the first Broncos defensive tackle since at least 1994 to record at least three forced fumbles in a single season with his three forced fumbles in 2023.
- Finished his second season in Denver with 46 tackles (30 solo), two sacks (23 yds.), three forced fumbles and two fumble recoveries in 16 starts in 2023.
- Tallied eight tackles (four solo) and one sack (13 yds.) in three postseason contests.
- Started all 15 games he appeared in with the Broncos during the 2022 season, posting 34 tackles (22 solo), two sacks (14 yds.) and a career-high six passes defended.
- Started all 17 games for the 49ers in 2021, posting a career-high 56 tackles (40 solo), two sacks (20 yds.), one pass defended and career-high two forced fumbles.
- Opened all 14 games in 2020, nabbing 20 tackles (14 solo), career-high three sacks (16 yds.) and one pass defended.
- Registered 23 tackles (19 solo), two sacks (17 yds.), and one forced fumble in 11 games played (all starts) in 2019.
- Played 10 games (4 starts) in 2018, collecting 17 tackles (11 solo).
- Appeared in nine games during his rookie season (2017) and totaled 10 tackles (8 solo) and one pass defended for San Francisco.
- Started 15-of-25 games played at the University of Mississippi (2015-16), registering 70 tackles (34 solo), six sacks (33 yds.), one interception, one forced fumble and one fumble recovery.
- Signed by the Broncos as an unrestricted free agent (S.F.) on March 16, 2022.
- Selected by the 49ers in the sixth round (198th overall) of the 2017 NFL Draft.

**2024:** Jones has started all five contests for Denver, tallying 13 tackles (7 solo)... Recorded four tackles (2 solo) including one tackle for loss vs. L.V. (10/6).

**2023:** Jones finished his second season in Denver with 46 tackles (30 solo), two sacks (23 yds.), three forced fumbles and two fumble recoveries in 16 starts... Jones became the first Broncos defensive tackle since at least 1994 to record at least three forced fumbles in a single season... Tallied three tackles (2 solo) in the season opener vs. L.V. (9/10)... Made four unassisted tackles and had one quarterback hit in the comeback win at Chi. (10/1)... Had three tackles, including one tackle for loss, in the win vs. G.B. (10/22)... Forced one fumble and made three tackles (2 solo) in the win vs. Min. (11/19)... Recovered his first career fumble to help set up a touchdown drive and also made one assisted tackle in the win vs. Cle. (11/26)... Made five tackles (3 solo), including one tackle for loss, at Hou. (12/3)... Recorded his 10th career sack (7 yds.) on Lions QB Jared Goff at Det. (12/16) and also made four tackles (3 solo) in the game... Forced a strip sack on Patriots QB Bailey Zappe and recovered the ball while also making four tackles (2 solo) vs. N.E. (12/24)... Recorded four tackles (3 solo) at L.V. (1/7).

**2022:** Jones started all 15 games he appeared in, posting 34 tackles (22 solo), two sacks (14 yds.) and a career-high six passes defended... His six passes defended are the most by a Denver defensive tackle in a single season since former Broncos DT Malik Jackson (7) in 2015... Produced four tackles (3 solo) and a pass defended in his Broncos debut at Sea. (9/12)... Posted his first sack (8 yds.) with Denver along with three tackles (2 solo) and a pass defended at L.V. (10/2)... Tallied a sack in back-to-back games for the first time in his career after bringing down Colts QB Matt Ryan and also made five tackles (4 solo) vs. Ind. (10/6)... Batted a pass down from Titans QB Ryan Tannehill and made three tackles (2 solo) at Ten. (11/13)... Had a pass defended and an assisted tackle vs. L.V. (11/20)... Produced his sixth pass defended of the season and had two tackles (1 solo) vs. Ari. (12/18).

**2021:** Jones started all 17 regular-season games played for San Francisco, totaling a career-high 56 tackles (40 solo), two sacks (20 yds.), one pass defended and career-high two forced fumbles... Tallied one forced fumble and had three tackles (2





solo) vs. Sea. (10/3)... Recorded one sack (14 yds.) and added four solo tackles at Ari. (10/10)... Posted a career-high eight tackles (4 solo) vs. Ari. (11/15)... Nabbed seven solo tackles and his second forced fumble of the season at Sea. (12/5)... Collected one sack (6 yds.) and one pass defended in the season finale at LAR (1/9)... Started all three of San Francisco's postseason contests, tallying eight tackles (4 solo) and one sack (13 yds.)... Had one sack (13 yds.) in the NFC Wild Card Game at Dal. (1/16)... Added four tackles (2 solo) in the divisional round at G.B. (1/22)... Posted three tackles (1 solo) in the NFC Championship Game at LAR (1/30).

**2020:** Jones tallied 20 tackles (14 solo), career-high three sacks (16 yds.) and one pass defended while starting all 14 games played... Posted one sack (1 yd.) and one pass defended vs. Ari. (9/13)... Collected one sack (7 yds.) vs. Phi. (10/4)... Collected his third sack (8 yds.) of the season at Ari. (12/26)... Registered a career-high four tackles (2 solo) in the season finale vs. Sea. (1/3).

**2019:** Jones started all 11 games played, recording 23 tackles (19 solo), two sacks (17 yds.) and one forced fumble... Totaled season-high five tackles (4 solo) and one sack (10 yds.) vs. Car. (10/27)... Added one sack (7 yds.) vs. Sea. (11/11)... Had one forced fumble and added two tackles (1 solo) at N.O. (12/8).

**2018:** Jones played 10 games (4 starts), totaling 17 tackles (11 solo)... Made his first career start and posted a season-high four tackles (2 solo) vs. Den. (12/9)... Recorded three tackles in three consecutive weeks (Weeks 15-17) to conclude the season.

**2017:** Jones, who was selected by the 49ers in the sixth round (198th overall) of the 2017 NFL Draft, appeared in nine games, tallying 10 tackles (8 solo) and one pass defended... Made his NFL debut and had one solo tackle vs. Car. (9/10)... Recorded his first career pass defended at Sea. (9/17)... Posted a season-high four solo tackles vs. Dal. (10/22).

**COLLEGE:** Jones started 15-of-25 games played during his final two collegiate seasons at Ole Miss (2015-16)... Registered 70 tackles (34 solo), six sacks (33 yds.), one interception, one forced fumble and one fumble recovery... Began his collegiate career at East Mississippi Community College (Scooba, Miss.)... Was a two-year starter who helped guide East Mississippi to a 24-0 record and two National Junior College Athletic Association (NJCAA) national championships during his tenure... Earned Mississippi Association of Community and Junior Colleges (MACJC) all-region and all-state honors as a sophomore in 2014.

**PERSONAL:** Jones attended Wren High School in Piedmont, S.C., where he was a three-sport athlete... Played football in addition to playing basketball and throwing discus and shot put on the track & field team... Named David Oliver Jones, D.J. was born on Jan. 19, 1995 in Greenville, S.C.

Transactions

Signed by San Francisco as a draft choice 5/4/17; Re-signed by San Francisco 3/22/21; Signed by Denver 3/16/22.

REGULAR SEASON COMPARISON: DEFENSIVE - LOS ANGELES CHARGERS

| DATE          | OPP         | W/L        | GP/GS      | TACKLES  |          |          |            |            |          |          | MISC     |          |          |          |          |
|---------------|-------------|------------|------------|----------|----------|----------|------------|------------|----------|----------|----------|----------|----------|----------|----------|
|               |             |            |            | TOT      | SOLO     | ASST     | SACK       | YDS.       | INT      | TFL      | PD       | QBH      | TD       | FF       | FR       |
| 9/30/18       | SF @ LAC    | L          | P          | 1        | 0        | 1        | 0.0        | 0.0        | 0        | 0        | 0        | 0        | 0        | 0        | 0        |
| 10/17/22      | DEN @ LAC   | L          | S          | 2        | 1        | 1        | 0.0        | 0.0        | 0        | 0        | 0        | 0        | 0        | 0        | 0        |
| 12/10/23      | DEN @ LAC   | W          | S          | 2        | 2        | 0        | 0.0        | 0.0        | 0        | 0        | 0        | 0        | 0        | 0        | 0        |
| 12/31/23      | DEN vs. LAC | W          | S          | 4        | 2        | 2        | 0.0        | 0.0        | 0        | 0        | 0        | 0        | 0        | 1        | 0        |
| <b>TOTALS</b> |             | <b>2/2</b> | <b>4/3</b> | <b>9</b> | <b>5</b> | <b>4</b> | <b>0.0</b> | <b>0.0</b> | <b>0</b> | <b>0</b> | <b>0</b> | <b>0</b> | <b>0</b> | <b>1</b> | <b>0</b> |





D.J. Jones' NFL Regular Season Defensive Statistics

| DATE              | TEAM    | GP        | GS        | TACKLES    |            |           |           |            |             |             | INTERCEPTIONS |          |          |          |          | O. FUMB  |          |          |          | ST       |          |          |          | MISC     |          |          |          |          |          |          |   |
|-------------------|---------|-----------|-----------|------------|------------|-----------|-----------|------------|-------------|-------------|---------------|----------|----------|----------|----------|----------|----------|----------|----------|----------|----------|----------|----------|----------|----------|----------|----------|----------|----------|----------|---|
|                   |         |           |           | TK         | S          | A         | TFL       | YDS        | SK          | YDS         | QBH           | NO       | YDS      | LG       | TD       | PD       | FF       | FR       | TD       | YDS      | TK       | S        | A        | FF       | FR       | S        | A        |          |          |          |   |
| 2017              | 49ers   | 9         | 0         | 10         | 8          | 2         | 1         | 2          | 0.0         | 0.0         | 0             | 0        | 0        | 0        | 0        | 1        | 0        | 0        | 0        | 0        | 0        | 0        | 0        | 0        | 0        | 0        | 0        | 0        | 0        | 0        | 0 |
| 2018              | 49ers   | 10        | 4         | 17         | 11         | 6         | 1         | 4          | 0.0         | 0.0         | 1             | 0        | 0        | 0        | 0        | 0        | 0        | 0        | 0        | 0        | 0        | 0        | 0        | 0        | 0        | 0        | 0        | 0        | 0        | 0        |   |
| 2019              | 49ers   | 11        | 11        | 23         | 19         | 4         | 4         | 17         | 2.0         | 17.0        | 2             | 0        | 0        | 0        | 0        | 0        | 1        | 0        | 0        | 0        | 0        | 0        | 0        | 0        | 0        | 0        | 0        | 0        | 0        | 0        |   |
| 2020              | 49ers   | 14        | 14        | 20         | 14         | 6         | 7         | 27         | 3.0         | 16.0        | 3             | 0        | 0        | 0        | 0        | 1        | 0        | 0        | 0        | 0        | 0        | 0        | 0        | 0        | 0        | 0        | 0        | 0        | 0        | 0        |   |
| 2021              | 49ers   | 17        | 17        | 56         | 40         | 16        | 10        | 39         | 2.0         | 20.0        | 3             | 0        | 0        | 0        | 0        | 1        | 2        | 0        | 0        | 0        | 0        | 0        | 0        | 0        | 0        | 0        | 0        | 0        | 0        | 0        |   |
| 2022              | Broncos | 15        | 15        | 34         | 22         | 12        | 3         | 14         | 2.0         | 14.0        | 4             | 0        | 0        | 0        | 0        | 6        | 0        | 0        | 0        | 0        | 0        | 0        | 0        | 0        | 0        | 0        | 0        | 0        | 0        | 0        |   |
| 2023              | Broncos | 16        | 16        | 46         | 30         | 16        | 5         | 17         | 2.0         | 23.0        | 4             | 0        | 0        | 0        | 0        | 3        | 2        | 0        | 3        | 0        | 0        | 0        | 0        | 0        | 0        | 0        | 0        | 0        | 0        | 0        |   |
| 2024              | Broncos | 5         | 5         | 13         | 7          | 6         | 1         | 1          | 0.0         | 0.0         | 1             | 0        | 0        | 0        | 0        | 0        | 0        | 0        | 0        | 0        | 0        | 0        | 0        | 0        | 0        | 0        | 0        | 0        | 0        | 0        |   |
| <b>NFL TOTALS</b> |         | <b>97</b> | <b>82</b> | <b>219</b> | <b>151</b> | <b>68</b> | <b>32</b> | <b>121</b> | <b>11.0</b> | <b>90.0</b> | <b>18</b>     | <b>0</b> | <b>0</b> | <b>0</b> | <b>0</b> | <b>9</b> | <b>6</b> | <b>2</b> | <b>0</b> | <b>3</b> | <b>0</b> | <b>0</b> | <b>0</b> | <b>0</b> | <b>0</b> | <b>0</b> | <b>0</b> | <b>0</b> | <b>0</b> | <b>0</b> |   |

D.J. Jones' NFL Postseason Defensive Statistics

| DATE              | TEAM  | GP       | GS       | TACKLES  |          |          |          |           |            |             | INTERCEPTIONS |          |          |          |          | O. FUMB  |          |          |          | ST       |          |          |          | MISC     |          |          |          |          |          |          |
|-------------------|-------|----------|----------|----------|----------|----------|----------|-----------|------------|-------------|---------------|----------|----------|----------|----------|----------|----------|----------|----------|----------|----------|----------|----------|----------|----------|----------|----------|----------|----------|----------|
|                   |       |          |          | TK       | S        | A        | TFL      | YDS       | SK         | YDS         | QBH           | NO       | YDS      | LG       | TD       | PD       | FF       | FR       | TD       | YDS      | TK       | S        | A        | FF       | FR       | S        | A        |          |          |          |
| 2019              | 49ers | 0        | 0        | 0        | 0        | 0        | 0        | 0         | 0.0        | 0.0         | 0             | 0        | 0        | 0        | 0        | 0        | 0        | 0        | 0        | 0        | 0        | 0        | 0        | 0        | 0        | 0        | 0        | 0        | 0        | 0        |
| 2021              | 49ers | 3        | 3        | 8        | 4        | 4        | 1        | 13        | 1.0        | 13.0        | 2             | 0        | 0        | 0        | 0        | 0        | 0        | 0        | 0        | 0        | 0        | 0        | 0        | 0        | 0        | 0        | 0        | 0        | 0        | 0        |
| <b>NFL TOTALS</b> |       | <b>3</b> | <b>3</b> | <b>8</b> | <b>4</b> | <b>4</b> | <b>1</b> | <b>13</b> | <b>1.0</b> | <b>13.0</b> | <b>2</b>      | <b>0</b> | <b>0</b> | <b>0</b> | <b>0</b> | <b>0</b> | <b>0</b> | <b>0</b> | <b>0</b> | <b>0</b> | <b>0</b> | <b>0</b> | <b>0</b> | <b>0</b> | <b>0</b> | <b>0</b> | <b>0</b> | <b>0</b> | <b>0</b> | <b>0</b> |

SINGLE-GAME HIGHS: DEFENSIVE

- Total Tackles** 8 vs. Arizona Cardinals, Nov 07, 2021  
7 at Seattle Seahawks, Dec 05, 2021  
5 at Houston Texans, Dec 03, 2023  
5 vs. Indianapolis Colts, Oct 06, 2022  
5 at Cincinnati Bengals, Dec 12, 2021  
...3 more at 5.
- Solo Tackles** 7 at Seattle Seahawks, Dec 05, 2021  
5 at Chicago Bears, Oct 31, 2021  
4 at Chicago Bears, Oct 01, 2023  
4 vs. Indianapolis Colts, Oct 06, 2022  
4 vs. Arizona Cardinals, Nov 07, 2021  
...5 more at 4.
- Sacks** 1.0 at Los Angeles Rams, Jan 09, 2022  
1.0 at Arizona Cardinals, Oct 10, 2021  
1.0 at Arizona Cardinals, Dec 26, 2020  
...4 more at 1.0.

- Passes Defensed** 1 at Los Angeles Rams, Jan 09, 2022  
1 vs. Arizona Cardinals, Sep 13, 2020  
1 at Seattle Seahawks, Sep 17, 2017
- Forced Fumbles** 1 at Seattle Seahawks, Dec 05, 2021  
1 vs. Seattle Seahawks, Oct 03, 2021  
1 at New Orleans Saints, Dec 08, 2019
- Tackles For Loss** 2 at Detroit Lions, Dec 16, 2023  
2 at Las Vegas Raiders, Oct 02, 2022  
2 at Seattle Seahawks, Dec 05, 2021  
...2 more at 2.

SINGLE-GAME HIGHS - POSTSEASON: DEFENSIVE

- Total Tackles** 4 at Green Bay Packers, Jan 22, 2022  
3 at Los Angeles Rams, Jan 30, 2022  
1 at Dallas Cowboys, Jan 16, 2022
- Solo Tackles** 2 at Green Bay Packers, Jan 22, 2022  
1 at Los Angeles Rams, Jan 30, 2022  
1 at Dallas Cowboys, Jan 16, 2022

- Sacks** 1.0 at Dallas Cowboys, Jan 16, 2022
- Tackles For Loss** 1 at Dallas Cowboys, Jan 16, 2022





2023 GAME-BY-GAME REGULAR-SEASON STATISTICS (BRONCOS)

| DATE               | OPPONENT    | P/S          | TACKLES          |           |           |            |             |          |           | INTERCEPTIONS |          |          |          |          | O. FUMB  |          |          |          | ST       |          |          |          | MISC     |          |          | SCORE    |            |       |
|--------------------|-------------|--------------|------------------|-----------|-----------|------------|-------------|----------|-----------|---------------|----------|----------|----------|----------|----------|----------|----------|----------|----------|----------|----------|----------|----------|----------|----------|----------|------------|-------|
|                    |             |              | TK               | S         | A         | SK         | YDS         | TFL      | YDS       | QBH           | NO       | YDS      | LG       | TD       | PD       | FF       | FR       | TD       | YDS      | TK       | S        | A        | FF       | FR       | S        |          | A          | W/L   |
| 09/10              | Raiders     | S            | 3                | 2         | 1         | 0.0        | 0.0         | 0        | 0         | 0             | 0        | 0        | 0        | 0        | 0        | 0        | 0        | 0        | 0        | 0        | 0        | 0        | 0        | 0        | 0        | 0        | L          | 16-17 |
| 09/17              | Commanders  | S            | 1                | 0         | 1         | 0.0        | 0.0         | 0        | 0         | 0             | 0        | 0        | 0        | 0        | 0        | 0        | 0        | 0        | 0        | 0        | 0        | 0        | 0        | 0        | 0        | L        | 33-35      |       |
| 09/24              | at Dolphins | S            | 2                | 2         | 0         | 0.0        | 0.0         | 0        | 0         | 0             | 0        | 0        | 0        | 0        | 0        | 0        | 0        | 0        | 0        | 0        | 0        | 0        | 0        | 0        | 0        | L        | 20-70      |       |
| 10/01              | at Bears    | S            | 4                | 4         | 0         | 0.0        | 0.0         | 0        | 0         | 0             | 1        | 0        | 0        | 0        | 0        | 0        | 0        | 0        | 0        | 0        | 0        | 0        | 0        | 0        | 0        | W        | 31-28      |       |
| 10/08              | Jets        | S            | 1                | 1         | 0         | 0.0        | 0.0         | 0        | 0         | 0             | 0        | 0        | 0        | 0        | 0        | 0        | 0        | 0        | 0        | 0        | 0        | 0        | 0        | 0        | 0        | L        | 21-31      |       |
| 10/12              | at Chiefs   |              | ON INACTIVE LIST |           |           |            |             |          |           |               |          |          |          |          |          |          |          |          |          |          |          |          | L        | 8-19     |          |          |            |       |
| 10/22              | Packers     | S            | 3                | 2         | 1         | 0.0        | 0.0         | 1        | 1         | 0             | 0        | 0        | 0        | 0        | 0        | 0        | 0        | 0        | 0        | 0        | 0        | 0        | 0        | 0        | 0        | W        | 19-17      |       |
| 10/29              | Chiefs      | S            | 1                | 0         | 1         | 0.0        | 0.0         | 0        | 0         | 0             | 0        | 0        | 0        | 0        | 0        | 0        | 0        | 0        | 0        | 0        | 0        | 0        | 0        | 0        | 0        | W        | 24-9       |       |
| 11/13              | at Bills    | S            | 4                | 2         | 2         | 0.0        | 0.0         | 1        | 1         | 0             | 0        | 0        | 0        | 0        | 0        | 0        | 0        | 0        | 0        | 0        | 0        | 0        | 0        | 0        | 0        | W        | 24-22      |       |
| 11/19              | Vikings     | S            | 3                | 2         | 1         | 0.0        | 0.0         | 0        | 0         | 1             | 0        | 0        | 0        | 0        | 0        | 1        | 0        | 0        | 0        | 0        | 0        | 0        | 0        | 0        | 0        | W        | 21-20      |       |
| 11/26              | Browns      | S            | 1                | 0         | 1         | 0.0        | 0.0         | 0        | 0         | 0             | 0        | 0        | 0        | 0        | 0        | 0        | 1        | 0        | 0        | 0        | 0        | 0        | 0        | 0        | 0        | W        | 29-12      |       |
| 12/03              | at Texans   | S            | 5                | 3         | 2         | 0.0        | 0.0         | 1        | 1         | 0             | 0        | 0        | 0        | 0        | 0        | 0        | 0        | 0        | 0        | 0        | 0        | 0        | 0        | 0        | 0        | L        | 17-22      |       |
| 12/10              | at Chargers | S            | 2                | 2         | 0         | 0.0        | 0.0         | 0        | 0         | 0             | 0        | 0        | 0        | 0        | 0        | 0        | 0        | 0        | 0        | 0        | 0        | 0        | 0        | 0        | 0        | W        | 24-7       |       |
| 12/16              | at Lions    | S            | 4                | 3         | 1         | 1.0        | 7.0         | 2        | 14        | 1             | 0        | 0        | 0        | 0        | 0        | 0        | 0        | 0        | 0        | 0        | 0        | 0        | 0        | 0        | 0        | L        | 17-42      |       |
| 12/24              | Patriots    | S            | 4                | 2         | 2         | 1.0        | 16.0        | 0        | 0         | 1             | 0        | 0        | 0        | 0        | 0        | 1        | 1        | 0        | 3        | 0        | 0        | 0        | 0        | 0        | 0        | L        | 23-26      |       |
| 12/31              | Chargers    | S            | 4                | 2         | 2         | 0.0        | 0.0         | 0        | 0         | 0             | 0        | 0        | 0        | 0        | 0        | 1        | 0        | 0        | 0        | 0        | 0        | 0        | 0        | 0        | 0        | W        | 16-9       |       |
| 01/07              | at Raiders  | S            | 4                | 3         | 1         | 0.0        | 0.0         | 0        | 0         | 0             | 0        | 0        | 0        | 0        | 0        | 0        | 0        | 0        | 0        | 0        | 0        | 0        | 0        | 0        | 0        | L        | 14-27      |       |
| <b>2023 TOTALS</b> |             | <b>16-16</b> | <b>46</b>        | <b>30</b> | <b>16</b> | <b>2.0</b> | <b>23.0</b> | <b>5</b> | <b>17</b> | <b>4</b>      | <b>0</b> | <b>0</b> | <b>0</b> | <b>0</b> | <b>0</b> | <b>3</b> | <b>2</b> | <b>0</b> | <b>3</b> | <b>0</b> | <b>0</b> | <b>0</b> | <b>0</b> | <b>0</b> | <b>0</b> | <b>0</b> | <b>8-9</b> |       |

2024 GAME-BY-GAME REGULAR-SEASON STATISTICS (BRONCOS)

| DATE               | OPPONENT      | P/S        | TACKLES   |          |          |            |            |          |          | INTERCEPTIONS |          |          |          |          | O. FUMB  |          |          |          | ST       |          |          |          | MISC     |          |          | SCORE    |            |       |
|--------------------|---------------|------------|-----------|----------|----------|------------|------------|----------|----------|---------------|----------|----------|----------|----------|----------|----------|----------|----------|----------|----------|----------|----------|----------|----------|----------|----------|------------|-------|
|                    |               |            | TK        | S        | A        | SK         | YDS        | TFL      | YDS      | QBH           | NO       | YDS      | LG       | TD       | PD       | FF       | FR       | TD       | YDS      | TK       | S        | A        | FF       | FR       | S        |          | A          | W/L   |
| 09/08              | at Seahawks   | S          | 3         | 2        | 1        | 0.0        | 0.0        | 0        | 0        | 1             | 0        | 0        | 0        | 0        | 0        | 0        | 0        | 0        | 0        | 0        | 0        | 0        | 0        | 0        | 0        | 0        | L          | 20-26 |
| 09/15              | Steelers      | S          | 3         | 2        | 1        | 0.0        | 0.0        | 0        | 0        | 0             | 0        | 0        | 0        | 0        | 0        | 0        | 0        | 0        | 0        | 0        | 0        | 0        | 0        | 0        | 0        | L        | 6-13       |       |
| 09/22              | at Buccaneers | S          | 1         | 0        | 1        | 0.0        | 0.0        | 0        | 0        | 0             | 0        | 0        | 0        | 0        | 0        | 0        | 0        | 0        | 0        | 0        | 0        | 0        | 0        | 0        | 0        | W        | 26-7       |       |
| 09/29              | at Jets       | S          | 2         | 1        | 1        | 0.0        | 0.0        | 0        | 0        | 0             | 0        | 0        | 0        | 0        | 0        | 0        | 0        | 0        | 0        | 0        | 0        | 0        | 0        | 0        | 0        | W        | 10-9       |       |
| 10/06              | Raiders       | S          | 4         | 2        | 2        | 0.0        | 0.0        | 1        | 1        | 0             | 0        | 0        | 0        | 0        | 0        | 0        | 0        | 0        | 0        | 0        | 0        | 0        | 0        | 0        | 0        | W        | 34-18      |       |
| <b>2024 TOTALS</b> |               | <b>5-5</b> | <b>13</b> | <b>7</b> | <b>6</b> | <b>0.0</b> | <b>0.0</b> | <b>1</b> | <b>1</b> | <b>1</b>      | <b>0</b> | <b>0</b> | <b>0</b> | <b>0</b> | <b>0</b> | <b>0</b> | <b>0</b> | <b>0</b> | <b>0</b> | <b>0</b> | <b>0</b> | <b>0</b> | <b>0</b> | <b>0</b> | <b>0</b> | <b>0</b> | <b>3-2</b> |       |

2019 GAME-BY-GAME POSTSEASON STATISTICS (49ERS)


| DATE               | OPPONENT  | P/S | TACKLES         |          |          |            |            |          |          | INTERCEPTIONS |          |          |          |          | O. FUMB  |          |          |          | ST       |          |          |          | MISC     |          |          | SCORE    |            |
|--------------------|-----------|-----|-----------------|----------|----------|------------|------------|----------|----------|---------------|----------|----------|----------|----------|----------|----------|----------|----------|----------|----------|----------|----------|----------|----------|----------|----------|------------|
|                    |           |     | TK              | S        | A        | SK         | YDS        | TFL      | YDS      | QBH           | NO       | YDS      | LG       | TD       | PD       | FF       | FR       | TD       | YDS      | TK       | S        | A        | FF       | FR       | S        |          | A          |
| 01/11              | Vikings   |     | INJURED RESERVE |          |          |            |            |          |          |               |          |          |          |          |          |          |          |          |          |          |          |          | W        | 27-10    |          |          |            |
| 01/19              | Packers   |     | INJURED RESERVE |          |          |            |            |          |          |               |          |          |          |          |          |          |          |          |          |          |          |          | W        | 37-20    |          |          |            |
| 02/02              | at Chiefs |     | INJURED RESERVE |          |          |            |            |          |          |               |          |          |          |          |          |          |          |          |          |          |          |          | L        | 20-31    |          |          |            |
| <b>2019 TOTALS</b> |           |     | <b>0</b>        | <b>0</b> | <b>0</b> | <b>0.0</b> | <b>0.0</b> | <b>0</b> | <b>0</b> | <b>0</b>      | <b>0</b> | <b>0</b> | <b>0</b> | <b>0</b> | <b>0</b> | <b>0</b> | <b>0</b> | <b>0</b> | <b>0</b> | <b>0</b> | <b>0</b> | <b>0</b> | <b>0</b> | <b>0</b> | <b>0</b> | <b>0</b> | <b>2-1</b> |

2021 GAME-BY-GAME POSTSEASON STATISTICS (49ERS)

| DATE               | OPPONENT   | P/S        | TACKLES  |          |          |            |             |          |           | INTERCEPTIONS |          |          |          |          | O. FUMB  |          |          |          | ST       |          |          |          | MISC     |          |          | SCORE      |       |       |
|--------------------|------------|------------|----------|----------|----------|------------|-------------|----------|-----------|---------------|----------|----------|----------|----------|----------|----------|----------|----------|----------|----------|----------|----------|----------|----------|----------|------------|-------|-------|
|                    |            |            | TK       | S        | A        | SK         | YDS         | TFL      | YDS       | QBH           | NO       | YDS      | LG       | TD       | PD       | FF       | FR       | TD       | YDS      | TK       | S        | A        | FF       | FR       | S        |            | A     | W/L   |
| 01/16              | at Cowboys | S          | 1        | 1        | 0        | 1.0        | 13.0        | 1        | 13        | 1             | 0        | 0        | 0        | 0        | 0        | 0        | 0        | 0        | 0        | 0        | 0        | 0        | 0        | 0        | 0        | 0          | W     | 23-17 |
| 01/22              | at Packers | S          | 4        | 2        | 2        | 0.0        | 0.0         | 0        | 0         | 0             | 0        | 0        | 0        | 0        | 0        | 0        | 0        | 0        | 0        | 0        | 0        | 0        | 0        | 0        | 0        | 0          | W     | 13-10 |
| 01/30              | at Rams    | S          | 3        | 1        | 2        | 0.0        | 0.0         | 0        | 0         | 1             | 0        | 0        | 0        | 0        | 0        | 0        | 0        | 0        | 0        | 0        | 0        | 0        | 0        | 0        | 0        | L          | 17-20 |       |
| <b>2021 TOTALS</b> |            | <b>3-3</b> | <b>8</b> | <b>4</b> | <b>4</b> | <b>1.0</b> | <b>13.0</b> | <b>1</b> | <b>13</b> | <b>2</b>      | <b>0</b> | <b>0</b> | <b>0</b> | <b>0</b> | <b>0</b> | <b>0</b> | <b>0</b> | <b>0</b> | <b>0</b> | <b>0</b> | <b>0</b> | <b>0</b> | <b>0</b> | <b>0</b> | <b>0</b> | <b>2-1</b> |       |       |







26 S



**DEVON  
KEY**

**HEIGHT/WEIGHT:** 6-0 / 208

**COLLEGE:** Western Kentucky

**BIRTHDAY:** Oct. 28, 1997

**BORN:** Lexington, Ky.

**NFL EXPERIENCE:** 2nd YR

**BRONCOS EXPERIENCE:** 2nd YR

**GP/GS:** 6/0

**ACQUIRED:** FA-'22

**AT A GLANCE**

- 🐾 *A second-year safety who appeared in six games with Denver (2023-24) after spending most of the 2023 season competing on the team's practice squad.*
- 🐾 *Spent five years at Western Kentucky (2016-20), appearing in 50 games (49 starts) and compiling 350 tackles—most in the program since 2009— 10 tackles for loss, six interceptions, 25 passes defended, one forced fumble and one fumble recovery.*
- 🐾 *Named second-team All-Conference USA in 2020 after producing 92 tackles (55 solo), one interception, four passes defended and one forced fumble in 12 games*
- 🐾 *Attended Bryan Station High School in Lexington, Ky. and was named first-team All-State by the Associated Press and second-team All-State by USA Today in 2015 after totaling 31 receptions for 591 yards (19.1 avg.) with nine scores.*
- 🐾 *Signed by the Broncos as a free agent on Nov. 22, 2022.*

**2024:** Key has appeared in five games for Denver... Recorded his first career defensive tackle and sack on a takedown of Buccaneers QB Baker Mayfield (0 yds.) at T.B. (9/22).

**2023:** Key played in one game (at L.V., 1/7) with Denver after being elevated from the team's practice squad... Spent most of the season competing on the Bronco's practice squad.

**2022:** Key spent time competing on practice squads for Atlanta and Denver.

**2021:** Key spent the entire season competing on Kansas City's practice squad.

**COLLEGE:** Key spent five years at Western Kentucky (2016-20), appearing in 50 games (49 starts) and compiling 350 tackles—most in the program since 2009— 10 tackles for loss, six interceptions, 25 passes defended, one forced fumble and one fumble recovery... Named second-team All-Conference USA in 2020 after producing 92 tackles (55 solo), one interception, four passes defended and one forced fumble in 12 games

**PERSONAL:** Key attended Bryan Station High School in Lexington, Ky. and was named first-team All-State by the Associated Press and second-team All-State by USA Today in 2015 after totaling 31 receptions for 591 yards (19.1 avg.) with nine scores... Devon Key was born on Oct. 28, 1997 in Lexington, Ky.

**Transactions**

Signed by Kansas City as a college free agent 5/14/21; Waived by Kansas City 8/30/21; Signed by Kansas City (practice squad) 9/1/21; Signed by Kansas City to a future contract 2/2/22; Waived by Kansas City 8/30/22; Signed by Atlanta (practice squad) 11/15/22; Released by Atlanta 11/22/22; Signed by Denver (practice squad) 12/20/22; Signed by Denver to a future contract 1/9/23; Waived by Denver 8/29/23; Signed by Denver (practice squad) 8/31/29; Signed by Denver to a future contract 1/9/24.





Devon Key's NFL Regular Season Defensive Statistics

| DATE              | TEAM    | GP       | GS       | TACKLES  |          |          |          |          |            |            | INTERCEPTIONS |          |          |          |          | O. FUMB  |          |          | ST       |          |          |          | MISC     |          |          |          |          |          |          |          |   |
|-------------------|---------|----------|----------|----------|----------|----------|----------|----------|------------|------------|---------------|----------|----------|----------|----------|----------|----------|----------|----------|----------|----------|----------|----------|----------|----------|----------|----------|----------|----------|----------|---|
|                   |         |          |          | TK       | S        | A        | TFL      | YDS      | SK         | YDS        | QBH           | NO       | YDS      | LG       | TD       | PD       | FF       | FR       | TD       | YDS      | TK       | S        | A        | FF       | FR       | S        | A        |          |          |          |   |
| 2021              | Chiefs  | 0        | 0        | 0        | 0        | 0        | 0        | 0        | 0          | 0.0        | 0.0           | 0        | 0        | 0        | 0        | 0        | 0        | 0        | 0        | 0        | 0        | 0        | 0        | 0        | 0        | 0        | 0        | 0        | 0        | 0        | 0 |
| 2022              | Chiefs  | 0        | 0        | 0        | 0        | 0        | 0        | 0        | 0          | 0.0        | 0.0           | 0        | 0        | 0        | 0        | 0        | 0        | 0        | 0        | 0        | 0        | 0        | 0        | 0        | 0        | 0        | 0        | 0        | 0        | 0        |   |
| 2023              | Broncos | 1        | 0        | 0        | 0        | 0        | 0        | 0        | 0          | 0.0        | 0.0           | 0        | 0        | 0        | 0        | 0        | 0        | 0        | 0        | 0        | 0        | 0        | 0        | 0        | 0        | 0        | 0        | 0        | 0        | 0        |   |
| 2024              | Broncos | 5        | 0        | 1        | 1        | 0        | 0        | 0        | 1.0        | 0.0        | 1             | 0        | 0        | 0        | 0        | 0        | 0        | 0        | 0        | 0        | 0        | 0        | 0        | 3        | 0        | 3        | 0        | 0        | 0        | 0        |   |
| <b>NFL TOTALS</b> |         | <b>6</b> | <b>0</b> | <b>1</b> | <b>1</b> | <b>0</b> | <b>0</b> | <b>0</b> | <b>1.0</b> | <b>0.0</b> | <b>1</b>      | <b>0</b> | <b>0</b> | <b>0</b> | <b>0</b> | <b>0</b> | <b>0</b> | <b>0</b> | <b>0</b> | <b>0</b> | <b>0</b> | <b>0</b> | <b>0</b> | <b>3</b> | <b>0</b> | <b>3</b> | <b>0</b> | <b>0</b> | <b>0</b> | <b>0</b> |   |

Devon Key's NFL Postseason Defensive Statistics

| DATE              | TEAM   | GP       | GS       | TACKLES  |          |          |          |          |            |            | INTERCEPTIONS |          |          |          |          | O. FUMB  |          |          | ST       |          |          |          | MISC     |          |          |          |          |          |          |          |
|-------------------|--------|----------|----------|----------|----------|----------|----------|----------|------------|------------|---------------|----------|----------|----------|----------|----------|----------|----------|----------|----------|----------|----------|----------|----------|----------|----------|----------|----------|----------|----------|
|                   |        |          |          | TK       | S        | A        | TFL      | YDS      | SK         | YDS        | QBH           | NO       | YDS      | LG       | TD       | PD       | FF       | FR       | TD       | YDS      | TK       | S        | A        | FF       | FR       | S        | A        |          |          |          |
| 2021              | Chiefs | 0        | 0        | 0        | 0        | 0        | 0        | 0        | 0          | 0.0        | 0.0           | 0        | 0        | 0        | 0        | 0        | 0        | 0        | 0        | 0        | 0        | 0        | 0        | 0        | 0        | 0        | 0        | 0        | 0        | 0        |
| <b>NFL TOTALS</b> |        | <b>0</b> | <b>0</b> | <b>0</b> | <b>0</b> | <b>0</b> | <b>0</b> | <b>0</b> | <b>0.0</b> | <b>0.0</b> | <b>0</b>      | <b>0</b> | <b>0</b> | <b>0</b> | <b>0</b> | <b>0</b> | <b>0</b> | <b>0</b> | <b>0</b> | <b>0</b> | <b>0</b> | <b>0</b> | <b>0</b> | <b>0</b> | <b>0</b> | <b>0</b> | <b>0</b> | <b>0</b> | <b>0</b> | <b>0</b> |

SINGLE-GAME HIGHS: DEFENSIVE

**Total Tackles** 1 at Tampa Bay Buccaneers, Sep 22, 2024  
**Solo Tackles** 1 at Tampa Bay Buccaneers, Sep 22, 2024

**Sacks** 1.0 at Tampa Bay Buccaneers, Sep 22, 2024  
**Special Teams Tackles** 1 at New York Jets, Sep 29, 2024  
 1 at Tampa Bay Buccaneers, Sep 22, 2024  
 1 vs. Pittsburgh Steelers, Sep 15, 2024

2023 GAME-BY-GAME REGULAR-SEASON STATISTICS (BRONCOS)

| DATE               | OPPONENT    | P/S        | TACKLES  |          |          |          |          |          |          | INTERCEPTIONS |          |          |          |          | O. FUMB  |          |          | ST       |          |          |          | MISC     |          | SCO RE   |          |          |          |          |          |            |
|--------------------|-------------|------------|----------|----------|----------|----------|----------|----------|----------|---------------|----------|----------|----------|----------|----------|----------|----------|----------|----------|----------|----------|----------|----------|----------|----------|----------|----------|----------|----------|------------|
|                    |             |            | TK       | S        | A        | SK       | YDS      | TFL      | YDS      | QBH           | NO       | YDS      | LG       | TD       | PD       | FF       | FR       | TD       | YDS      | TK       | S        | A        | FF       |          | FR       | S        | A        | W/L      |          |            |
| 09/10              | Raiders     |            |          |          |          |          |          |          |          |               |          |          |          |          |          |          |          |          |          |          |          |          |          |          |          |          | L        | 16-17    |          |            |
| 09/17              | Commanders  |            |          |          |          |          |          |          |          |               |          |          |          |          |          |          |          |          |          |          |          |          |          |          |          |          | L        | 33-35    |          |            |
| 09/24              | at Dolphins |            |          |          |          |          |          |          |          |               |          |          |          |          |          |          |          |          |          |          |          |          |          |          |          | L        | 20-70    |          |          |            |
| 10/01              | at Bears    |            |          |          |          |          |          |          |          |               |          |          |          |          |          |          |          |          |          |          |          |          |          |          |          | W        | 31-28    |          |          |            |
| 10/08              | Jets        |            |          |          |          |          |          |          |          |               |          |          |          |          |          |          |          |          |          |          |          |          |          |          |          | L        | 21-31    |          |          |            |
| 10/12              | at Chiefs   |            |          |          |          |          |          |          |          |               |          |          |          |          |          |          |          |          |          |          |          |          |          |          |          | L        | 8-19     |          |          |            |
| 10/22              | Packers     |            |          |          |          |          |          |          |          |               |          |          |          |          |          |          |          |          |          |          |          |          |          |          |          | W        | 19-17    |          |          |            |
| 10/29              | Chiefs      |            |          |          |          |          |          |          |          |               |          |          |          |          |          |          |          |          |          |          |          |          |          |          |          | W        | 24-9     |          |          |            |
| 11/13              | at Bills    |            |          |          |          |          |          |          |          |               |          |          |          |          |          |          |          |          |          |          |          |          |          |          |          | W        | 24-22    |          |          |            |
| 11/19              | Vikings     |            |          |          |          |          |          |          |          |               |          |          |          |          |          |          |          |          |          |          |          |          |          |          |          | W        | 21-20    |          |          |            |
| 11/26              | Browns      |            |          |          |          |          |          |          |          |               |          |          |          |          |          |          |          |          |          |          |          |          |          |          |          | W        | 29-12    |          |          |            |
| 12/03              | at Texans   |            |          |          |          |          |          |          |          |               |          |          |          |          |          |          |          |          |          |          |          |          |          |          |          | L        | 17-22    |          |          |            |
| 12/10              | at Chargers |            |          |          |          |          |          |          |          |               |          |          |          |          |          |          |          |          |          |          |          |          |          |          |          | W        | 24-7     |          |          |            |
| 12/16              | at Lions    |            |          |          |          |          |          |          |          |               |          |          |          |          |          |          |          |          |          |          |          |          |          |          |          | L        | 17-42    |          |          |            |
| 12/24              | Patriots    |            |          |          |          |          |          |          |          |               |          |          |          |          |          |          |          |          |          |          |          |          |          |          |          | L        | 23-26    |          |          |            |
| 12/31              | Chargers    |            |          |          |          |          |          |          |          |               |          |          |          |          |          |          |          |          |          |          |          |          |          |          |          | W        | 16-9     |          |          |            |
| 01/07              | at Raiders  | P          | 0        | 0        | 0        | 0        | 0        | 0        | 0        | 0             | 0        | 0        | 0        | 0        | 0        | 0        | 0        | 0        | 0        | 0        | 0        | 0        | 0        | 0        | 0        | L        | 14-27    |          |          |            |
| <b>2023 TOTALS</b> |             | <b>1-0</b> | <b>0</b> | <b>0</b> | <b>0</b> | <b>0</b> | <b>0</b> | <b>0</b> | <b>0</b> | <b>0</b>      | <b>0</b> | <b>0</b> | <b>0</b> | <b>0</b> | <b>0</b> | <b>0</b> | <b>0</b> | <b>0</b> | <b>0</b> | <b>0</b> | <b>0</b> | <b>0</b> | <b>0</b> | <b>0</b> | <b>0</b> | <b>0</b> | <b>0</b> | <b>0</b> | <b>0</b> | <b>8-9</b> |





2024 GAME-BY-GAME REGULAR-SEASON STATISTICS (BRONCOS)

| DATE               | OPPONENT      | P/S        | TACKLES  |          |          |            |            |          |          | INTERCEPTIONS |          |          |          |          | O. FUMB  |          |          |          | ST       |          |          |          | MISC     |          |          | SCORE    |            |       |
|--------------------|---------------|------------|----------|----------|----------|------------|------------|----------|----------|---------------|----------|----------|----------|----------|----------|----------|----------|----------|----------|----------|----------|----------|----------|----------|----------|----------|------------|-------|
|                    |               |            | TK       | S        | A        | SK         | YDS        | TFL      | YDS      | QBH           | NO       | YDS      | LG       | TD       | PD       | FF       | FR       | TD       | YDS      | TK       | S        | A        | FF       | FR       | S        |          | A          | W/L   |
| 09/08              | at Seahawks   | P          | 0        | 0        | 0        | 0.0        | 0.0        | 0        | 0        | 0             | 0        | 0        | 0        | 0        | 0        | 0        | 0        | 0        | 0        | 0        | 0        | 0        | 0        | 0        | 0        | 0        | L          | 20-26 |
| 09/15              | Steelers      | P          | 0        | 0        | 0        | 0.0        | 0.0        | 0        | 0        | 0             | 0        | 0        | 0        | 0        | 0        | 0        | 0        | 0        | 0        | 1        | 0        | 1        | 0        | 0        | 0        | 0        | L          | 6-13  |
| 09/22              | at Buccaneers | P          | 1        | 1        | 0        | 1.0        | 0.0        | 0        | 0        | 1             | 0        | 0        | 0        | 0        | 0        | 0        | 0        | 0        | 0        | 1        | 0        | 1        | 0        | 0        | 0        | 0        | W          | 26-7  |
| 09/29              | at Jets       | P          | 0        | 0        | 0        | 0.0        | 0.0        | 0        | 0        | 0             | 0        | 0        | 0        | 0        | 0        | 0        | 0        | 0        | 0        | 1        | 0        | 1        | 0        | 0        | 0        | 0        | W          | 10-9  |
| 10/06              | Raiders       | P          | 0        | 0        | 0        | 0.0        | 0.0        | 0        | 0        | 0             | 0        | 0        | 0        | 0        | 0        | 0        | 0        | 0        | 0        | 0        | 0        | 0        | 0        | 0        | 0        | 0        | W          | 34-18 |
| <b>2024 TOTALS</b> |               | <b>5-0</b> | <b>1</b> | <b>1</b> | <b>0</b> | <b>1.0</b> | <b>0.0</b> | <b>0</b> | <b>0</b> | <b>1</b>      | <b>0</b> | <b>0</b> | <b>0</b> | <b>0</b> | <b>0</b> | <b>0</b> | <b>0</b> | <b>0</b> | <b>0</b> | <b>3</b> | <b>0</b> | <b>3</b> | <b>0</b> | <b>0</b> | <b>0</b> | <b>0</b> | <b>3-2</b> |       |





85 TE



**LUCAS**  
**KRULL**

**HEIGHT/WEIGHT:** 6-6 / 260

**COLLEGE:** Pittsburgh

**BIRTHDAY:** Jul. 11, 1998

**BORN:** Shawnee, Kan.

**NFL EXPERIENCE:** 3rd YR

**BRONCOS EXPERIENCE:** 2nd YR

**GP/GS:** 9/2

**ACQUIRED:** FA-'23

**AT A GLANCE**

- A third-year tight end who has appeared in nine games (2 starts) for the Saints (2022) and Broncos (2023), totaling nine catches for 100 yards (11.1 avg.) with one touchdown.
- Caught eight passes for 95 yards (11.9 avg.) with one touchdown in six games (2 starts) during his first season with Denver in 2023.
- Attended the University of Pittsburgh (2020-21) and the University of Florida (2018-19), where he played a combined 39 games (11 starts) and totaled 47 catches for 559 yards (11.9 avg.) with six touchdowns.
- Was named All-ACC second team after starting 11-of-14 games played in 2021, producing 38 catches for 451 with six touchdowns.
- In 25 games at the University of Florida, caught nine passes for 108 yards (12.0 avg.) in 25 games while also completing 2-of-2 passes for 19 yards.
- Also played baseball at Jefferson College (2018), where he was selected in the 34th round of the 2018 MLB Draft by the San Francisco Giants.
- Attended Mill Valley High School (Shawnee, Kan.), where he compiled 52 receptions for 745 yards (14.3 avg.) with 13 touchdowns as a senior.
- Entered the NFL as a college free agent with the Saints on May 16, 2022.
- Signed by the Broncos on August 31, 2023.

**2024:** Krull made his season debut vs. L.V. (10/6), catching one pass for five yards.

**2023:** Krull caught eight passes for 95 yards (11.9 avg.) with one touchdown in six games (2 starts) during his first season with Denver... Made his Broncos debut on Monday Night Football at Buf. (11/13)... Logged his first career start at Hou. (12/3)... Caught his first career pass for 35 yards in the win at LAC (12/10)... Recorded his first career touchdown reception along with a team-high-tying four catches for 28 yards (7.0 avg.) vs. N.E. (12/24).

**2022:** Krull played in one game with the Saints after signing as a college free agent... Made his NFL debut on Monday Night Football at T.B. (12/5).

**COLLEGE:** Krull attended the University of Pittsburgh (2020-21) and the University of Florida (2018-19), where he played a combined 39 games (11 starts) and totaled 47 catches for 559 yards (11.9 avg.) with six touchdowns... Was named All-ACC second team after starting 11-of-14 games played in 2021, producing 38 catches for 451 with six touchdowns... His six touchdowns were the most by a Pitt tight end since 2009 (Dorin Dickerson, 10)... Missed most of the 2020 season due to injury... In 25 games at the University of Florida, caught nine passes for 108 yards (12.0 avg.) in 25 games while also completing 2-of-2 passes for 19 yards... Also played baseball for two seasons (2017-18) at Jefferson College, where he was selected in the 34th round of the 2018 MLB Draft by the San Francisco Giants... Appeared in 11 games, making five starts...notched 27 strikeouts in 16.2 innings pitched.

**PERSONAL:** Krull attended Mill Valley High School in Shawnee, Kan., where he compiled 52 receptions for 745 yards (14.3 avg.) with 13 scores during his senior season... Helped the Jaguars to a 12-1 record and a state title in 2015... His father, Jon, played football at Kansas State and his mother, Diana, was an All-American basketball player for the Wildcats... Lucas Krull was born on July 11, 1998 in Shawnee, Kan.

**Transactions**

Signed by New Orleans as a college free agent 5/16/22; Waived by New Orleans 8/30/22; Signed by New Orleans (practice squad) 8/31/22; Signed reserve/futures contract with New Orleans 1/9/23; Waived by New Orleans 8/29/23; Signed by Denver (practice squad) 8/31/23; Signed by Denver (active roster) 12/16/23.





REGULAR SEASON COMPARISON: RECEIVING - LOS ANGELES CHARGERS

| DATE          | OPP         | W/L        | GP/GS      | REC      | YDS.      | AVG.        | TD       | LG        | TGTS     | YAC       |
|---------------|-------------|------------|------------|----------|-----------|-------------|----------|-----------|----------|-----------|
| 12/10/23      | DEN @ LAC   | W          | P          | 1        | 35        | 35.0        | 0        | 35        | 1        | 10        |
| 12/31/23      | DEN vs. LAC | W          | P          | 2        | 14        | 7.0         | 0        | 11        | 2        | 17        |
| <b>TOTALS</b> |             | <b>2/0</b> | <b>2/0</b> | <b>3</b> | <b>49</b> | <b>16.3</b> | <b>0</b> | <b>35</b> | <b>3</b> | <b>27</b> |

Lucas Krull's NFL Regular Season Rushing/Receiving Statistics

| DATE              | TEAM    | RECEIVING |          |          |            |             |           |          | RUSHING  |          |            |          |          |
|-------------------|---------|-----------|----------|----------|------------|-------------|-----------|----------|----------|----------|------------|----------|----------|
|                   |         | GP        | GS       | NO.      | YDS.       | AVG.        | LG        | TD       | NO.      | YDS.     | AVG.       | LG       | TD       |
| 2022              | Saints  | 1         | 0        | 0        | 0          | 0.0         | 0         | 0        | 0        | 0        | 0.0        | 0        | 0        |
| 2023              | Broncos | 7         | 2        | 8        | 95         | 11.9        | 35        | 1        | 0        | 0        | 0.0        | 0        | 0        |
| 2024              | Broncos | 1         | 0        | 1        | 5          | 5.0         | 5         | 0        | 0        | 0        | 0.0        | 0        | 0        |
| <b>NFL TOTALS</b> |         | <b>9</b>  | <b>2</b> | <b>9</b> | <b>100</b> | <b>11.1</b> | <b>35</b> | <b>1</b> | <b>0</b> | <b>0</b> | <b>0.0</b> | <b>0</b> | <b>0</b> |

SINGLE-GAME HIGHS: RECEIVING

|                           |  |                          |   |
|---------------------------|--|--------------------------|---|
| <b>Receptions</b>         | 4 vs. New England Patriots, Dec 24, 2023<br>2 vs. Los Angeles Chargers, Dec 31, 2023<br>1 at Detroit Lions, Dec 16, 2023<br>1 at Los Angeles Chargers, Dec 10, 2023  | <b>Receiving TDs</b>     | 1 vs. New England Patriots, Dec 24, 2023  |
| <b>Receiving Yards</b>    | 35 at Los Angeles Chargers, Dec 10, 2023<br>28 vs. New England Patriots, Dec 24, 2023<br>18 at Detroit Lions, Dec 16, 2023<br>14 vs. Los Angeles Chargers, Dec 31, 2023  | <b>All-Purpose Yards</b> | 35 at Los Angeles Chargers, Dec 10, 2023<br>28 vs. New England Patriots, Dec 24, 2023<br>18 at Detroit Lions, Dec 16, 2023<br>14 vs. Los Angeles Chargers, Dec 31, 2023 |
| <b>Receiving Average</b>  | 7.0 vs. New England Patriots, Dec 24, 2023   | <b>Most TDs</b>          | 1 vs. New England Patriots, Dec 24, 2023  |
| <b>Longest Receptions</b> | 35 at Los Angeles Chargers, Dec 10, 2023<br>18 at Detroit Lions, Dec 16, 2023<br>11 vs. Los Angeles Chargers, Dec 31, 2023<br>9 vs. New England Patriots, Dec 24, 2023<br>9 vs. New England Patriots, Dec 24, 2023 |                          |   |






2023 GAME-BY-GAME REGULAR-SEASON STATISTICS (BRONCOS)

| DATE               | OPPONENT    | P/S        | RECEIVING |           |             |           |          | RUSHING  |          |            |          |          | W/L        | SCORE |
|--------------------|-------------|------------|-----------|-----------|-------------|-----------|----------|----------|----------|------------|----------|----------|------------|-------|
|                    |             |            | NO.       | YDS.      | AVG.        | LG        | TD       | NO.      | YDS.     | AVG.       | LG       | TD       |            |       |
| 09/10              | Raiders     |            |           |           |             |           |          |          |          |            |          |          | L          | 16-17 |
| 09/17              | Commanders  |            |           |           |             |           |          |          |          |            |          |          | L          | 33-35 |
| 09/24              | at Dolphins |            |           |           |             |           |          |          |          |            |          |          | L          | 20-70 |
| 10/01              | at Bears    |            |           |           |             |           |          |          |          |            |          |          | W          | 31-28 |
| 10/08              | Jets        |            |           |           |             |           |          |          |          |            |          |          | L          | 21-31 |
| 10/12              | at Chiefs   |            |           |           |             |           |          |          |          |            |          |          | L          | 8-19  |
| 10/22              | Packers     |            |           |           |             |           |          |          |          |            |          |          | W          | 19-17 |
| 10/29              | Chiefs      |            |           |           |             |           |          |          |          |            |          |          | W          | 24-9  |
| 11/13              | at Bills    | P          | 0         | 0         | 0.0         | 0         | 0        | 0        | 0        | 0.0        | 0        | 0        | W          | 24-22 |
| 11/19              | Vikings     |            |           |           |             |           |          |          |          |            |          |          | W          | 21-20 |
| 11/26              | Browns      |            |           |           |             |           |          |          |          |            |          |          | W          | 29-12 |
| 12/03              | at Texans   | S          | 0         | 0         | 0.0         | 0         | 0        | 0        | 0        | 0.0        | 0        | 0        | L          | 17-22 |
| 12/10              | at Chargers | P          | 1         | 35        | 35.0        | 35        | 0        | 0        | 0        | 0.0        | 0        | 0        | W          | 24-7  |
| 12/16              | at Lions    | P          | 1         | 18        | 18.0        | 18        | 0        | 0        | 0        | 0.0        | 0        | 0        | L          | 17-42 |
| 12/24              | Patriots    | P          | 4         | 28        | 7.0         | 9         | 1        | 0        | 0        | 0.0        | 0        | 0        | L          | 23-26 |
| 12/31              | Chargers    | P          | 2         | 14        | 7.0         | 11        | 0        | 0        | 0        | 0.0        | 0        | 0        | W          | 16-9  |
| 01/07              | at Raiders  | S          | 0         | 0         | 0.0         | 0         | 0        | 0        | 0        | 0.0        | 0        | 0        | L          | 14-27 |
| <b>2023 TOTALS</b> |             | <b>7-2</b> | <b>8</b>  | <b>95</b> | <b>11.9</b> | <b>35</b> | <b>1</b> | <b>0</b> | <b>0</b> | <b>0.0</b> | <b>0</b> | <b>0</b> | <b>8-9</b> |       |

2024 GAME-BY-GAME REGULAR-SEASON STATISTICS (BRONCOS)

| DATE               | OPPONENT      | P/S        | RECEIVING |          |            |          |          | RUSHING  |          |            |          |          | W/L        | SCORE |
|--------------------|---------------|------------|-----------|----------|------------|----------|----------|----------|----------|------------|----------|----------|------------|-------|
|                    |               |            | NO.       | YDS.     | AVG.       | LG       | TD       | NO.      | YDS.     | AVG.       | LG       | TD       |            |       |
| 09/08              | at Seahawks   |            |           |          |            |          |          |          |          |            |          |          | L          | 20-26 |
| 09/15              | Steelers      |            |           |          |            |          |          |          |          |            |          |          | L          | 6-13  |
| 09/22              | at Buccaneers |            |           |          |            |          |          |          |          |            |          |          | W          | 26-7  |
| 09/29              | at Jets       |            |           |          |            |          |          |          |          |            |          |          | W          | 10-9  |
| 10/06              | Raiders       | P          | 1         | 5        | 5.0        | 5        | 0        | 0        | 0        | 0.0        | 0        | 0        | W          | 34-18 |
| <b>2024 TOTALS</b> |               | <b>1-0</b> | <b>1</b>  | <b>5</b> | <b>5.0</b> | <b>5</b> | <b>0</b> | <b>0</b> | <b>0</b> | <b>0.0</b> | <b>0</b> | <b>0</b> | <b>3-2</b> |       |





6 S



**P.J. LOCKE**

**HEIGHT/WEIGHT:** 5-10 / 202

**COLLEGE:** Texas

**BIRTHDAY:** Feb. 12, 1997

**BORN:** Beaumont, Texas

**NFL EXPERIENCE:** 5th YR

**BRONCOS EXPERIENCE:** 5th YR

**GP/GS:** 64/13

**ACQUIRED:** FA-'19

**AT A GLANCE**

- *A fifth-year safety who has appeared in 64 career regular-season games (13 starts) for the Broncos from 2020-24, recording 89 tackles (60 solo), four sacks (44 yds.), one interception (14 yds.), eight passes defended, three forced fumbles, one special-teams forced fumble and 20 special-teams stops.*
- *In his first season as a starter in 2023, played in 12 games (8 starts), totaling 53 tackles (33 solo), three sacks (34 yds.), one interception (14 yds.), five passes defended and two forced fumbles.*
- *Played in 16 games in 2022, totaling career highs with 10 tackles (7 solo), one pass defended and one forced fumble to go along with one special-teams forced fumble and a team-high 12 special-teams tackles.*
- *Tallied one solo tackle and five special-teams stops in 16 games played in 2021.*
- *Recorded one solo tackle and two special-teams stops in 15 games played with Denver in 2020.*
- *Spent two weeks on the Broncos' practice squad in 2019 after competing with Pittsburgh during training camp.*
- *Appeared in 47 games (31 starts) at the University of Texas (2015-18), totaling 163 tackles (116 solo), 1.5 sacks (7 yds.), three interceptions (24 yds.), 15 passes defended, four forced fumbles and one fumble recovery.*
- *Earned honorable mention All-Big 12 honors as a senior after finishing the season third on the team with 77 tackles (57 solo).*
- *Attended Central High School in Beaumont, Texas, where he was all-state and a two-time all-district honoree.*
- *Signed by Denver to the practice squad on Dec. 17, 2019*
- *Originally entered the NFL as a college free-agent signee of Pittsburgh on April 29, 2019.*

**2024:** Locke has started all five contests for Denver, tallying 24 tackles (18 solo), and one sack (10 yds.)... Recorded five solo stops at T.B. (9/22)... Tied his single-game career high with nine tackles (7 solo) and helped seal the Broncos' victory with a fourth-down sack of Jets QB Aaron Rodgers (10 yds.) late in the fourth quarter at NYJ (9/29)... Registered four tackles (2 solo) and one pass defended vs. L.V. (10/6).

**2023:** Locke played in 12 games (8 starts), totaling 53 tackles (33 solo), three sacks (34 yds.), one interception (14 yds.), five passes defended and two forced fumbles... Missed the first four weeks of the season after being placed on injured reserve (leg) on Aug. 31... Made his season debut vs. NYJ (10/8)... Made three tackles (1 solo) and recorded his first career interception off Packers QB Jordan Love, returning it 14 yards and helping ice the game for the Broncos vs. G.B. (10/22)... Made his first career start in the win vs. K.C. (10/29), picking up three solo tackles... Made a career-high seven tackles (5 solo)—including his first career sack (9 yds.)—and also forced one fumble and defended one pass in the win vs. Cle. (11/26)... Recorded a sack in back-to-back games after taking down Texans QB CJ Stroud and also made eight tackles (6 solo) at Hou. (12/3)... Became the first Broncos safety in team history and sixth safety in NFL history since 1970 to record a sack in three straight games after tallying a strip-sack at LAC (12/10)... Also made seven tackles (2 solo) and broke up one pass against the Chargers... Tallied one pass defended and four tackles (3 solo) at Det. (12/16)... Made a career-high nine tackles (5 solo) vs. N.E. (12/24)... Totaled six tackles (5 solo) and broke up one pass vs. LAC (12/31)... Made four tackles (2 solo) at L.V. (1/7).

**2022:** Locke played in 16 games, totaling career highs with 10 tackles (7 solo), one pass defended and one forced fumble to go along with one special-teams forced fumble and a team-high 12 special-teams tackles... Made three tackles (2 solo) and forced the game-winning fumble to clinch the victory vs. S.F. (9/25)... Recorded his first career pass defended and also notched two solo tackles and two special-teams tackles at Ten. (11/13)... Made three special-teams tackles along with two solo tackles at Car. (11/27)... Had another two special-teams tackles at Bal. (12/4).

**2021:** Locke appeared in 16 games for the Broncos, playing primarily on special teams... Recorded at least one special-teams tackle on four occasions... Led the team with two special-teams tackles at LAC (1/2).

**2020:** Locke appeared in 15 games, finishing the season with a defensive stop and two special-teams tackles... Made his NFL and Broncos debut in vs. Ten. (9/14)... Collected first career tackle vs. T.B. (9/27)... Tallied a special-teams tackle vs. LAC (11/1)... Garnered a special-teams stop at Car. (12/13).

**2019:** Locke, who was signed by Denver on Dec. 17, spent two weeks on the Broncos' practice squad after competing with Pittsburgh in training camp.





**COLLEGE:** Locke played four seasons at the University of Texas (2015-18), recording 163 tackles (116 solo), 1.5 sacks (7 yds.), three interceptions (24 yds.), 15 passes defended, four forced fumbles and one fumble recovery in 47 games (31 starts)... Named honorable mention All-Big 12 as a senior after finishing the season third on the team with 77 tackles (57 solo)... Selected as a team captain prior to his junior campaign.

**PERSONAL:** Locke attended Central High School in Beaumont, Texas, where he was an all-state and two-time all-district honoree... Selected as a finalist for the 2014 Defensive Willie Ray Smith Award, honoring the top high school player in the Beaumont area... Chosen first-team 5A All-State by the Texas Sports Writers Association and second-team by the Associated Press in 2014... Father, James A. Locke Jr., played defensive back for Oklahoma State... P.J. Locke III was born on Feb. 12, 1997, in Beaumont, Texas.

**Transactions**

Signed by Pittsburgh as a college free agent 4/29/19; Waived by Pittsburgh 8/31/19; Signed by Denver (practice squad) 12/17/19; Signed by Denver (active roster) 12/31/19; Waived by Denver 9/5/20; Signed by Denver (practice squad) 9/6/20; Signed by Denver (active roster) 9/14/20; Signed by Denver (practice squad) 9/15/20; Signed by Denver (active roster) 9/24/20; Re-Signed by Denver 3/16/23; Re-signed by Denver 3/11/24.

**REGULAR SEASON COMPARISON: DEFENSIVE - LOS ANGELES CHARGERS**

| DATE          | OPP         | W/L        | GP/GS      | TACKLES   |          |          |            |             |          | MISC     |          |          |          |          |          |          |
|---------------|-------------|------------|------------|-----------|----------|----------|------------|-------------|----------|----------|----------|----------|----------|----------|----------|----------|
|               |             |            |            | TOT       | SOLO     | ASST     | SACK       | YDS.        | INT      | TFL      | PD       | QBH      | TD       | FF       | FR       |          |
| 11/1/20       | DEN vs. LAC | W          | P          | 0         | 0        | 0        | 0.0        | 0.0         | 0        | 0        | 0        | 0        | 0        | 0        | 0        | 0        |
| 12/27/20      | DEN @ LAC   | L          | P          | 0         | 0        | 0        | 0.0        | 0.0         | 0        | 0        | 0        | 0        | 0        | 0        | 0        | 0        |
| 11/28/21      | DEN vs. LAC | W          | P          | 0         | 0        | 0        | 0.0        | 0.0         | 0        | 0        | 0        | 0        | 0        | 0        | 0        | 0        |
| 1/2/22        | DEN @ LAC   | L          | P          | 1         | 1        | 0        | 0.0        | 0.0         | 0        | 0        | 0        | 1        | 0        | 0        | 0        | 0        |
| 10/17/22      | DEN @ LAC   | L          | P          | 0         | 0        | 0        | 0.0        | 0.0         | 0        | 0        | 0        | 0        | 0        | 0        | 0        | 0        |
| 1/8/23        | DEN vs. LAC | W          | P          | 0         | 0        | 0        | 0.0        | 0.0         | 0        | 0        | 0        | 0        | 0        | 0        | 0        | 0        |
| 12/10/23      | DEN @ LAC   | W          | S          | 7         | 2        | 5        | 1.0        | 16.0        | 0        | 0        | 1        | 1        | 0        | 1        | 0        | 0        |
| 12/31/23      | DEN vs. LAC | W          | S          | 6         | 5        | 1        | 0.0        | 0.0         | 0        | 0        | 1        | 0        | 0        | 0        | 0        | 0        |
| <b>TOTALS</b> |             | <b>5/3</b> | <b>8/2</b> | <b>14</b> | <b>8</b> | <b>6</b> | <b>1.0</b> | <b>16.0</b> | <b>0</b> | <b>0</b> | <b>2</b> | <b>2</b> | <b>0</b> | <b>1</b> | <b>0</b> | <b>0</b> |

**P.J. Locke's NFL Regular Season Defensive Statistics**

| DATE              | TEAM    | GP        | GS        | TACKLES   |           |           |          |           |            | INTERCEPTIONS |          |          |           |           | O. FUMB  |          |          |          | ST       |          |           |           | MISC      |          |          |          |          |          |
|-------------------|---------|-----------|-----------|-----------|-----------|-----------|----------|-----------|------------|---------------|----------|----------|-----------|-----------|----------|----------|----------|----------|----------|----------|-----------|-----------|-----------|----------|----------|----------|----------|----------|
|                   |         |           |           | TK        | S         | A         | TFL      | YDS       | SK         | YDS           | QBH      | NO       | YDS       | LG        | TD       | PD       | FF       | FR       | TD       | YDS      | TK        | S         | A         | FF       | FR       | S        | A        |          |
| 2019              | Broncos | 0         | 0         | 0         | 0         | 0         | 0        | 0         | 0          | 0.0           | 0.0      | 0        | 0         | 0         | 0        | 0        | 0        | 0        | 0        | 0        | 0         | 0         | 0         | 0        | 0        | 0        | 0        | 0        |
| 2020              | Broncos | 15        | 0         | 1         | 1         | 0         | 0        | 0         | 0.0        | 0.0           | 0        | 0        | 0         | 0         | 0        | 0        | 0        | 0        | 0        | 0        | 0         | 2         | 1         | 1        | 0        | 0        | 0        | 0        |
| 2021              | Broncos | 16        | 0         | 1         | 1         | 0         | 0        | 0         | 0.0        | 0.0           | 1        | 0        | 0         | 0         | 0        | 0        | 0        | 0        | 0        | 0        | 0         | 5         | 4         | 1        | 0        | 0        | 0        | 0        |
| 2022              | Broncos | 16        | 0         | 10        | 7         | 3         | 1        | 0         | 0.0        | 0.0           | 0        | 0        | 0         | 0         | 1        | 1        | 0        | 0        | 0        | 0        | 12        | 4         | 8         | 1        | 0        | 0        | 0        | 0        |
| 2023              | Broncos | 12        | 8         | 53        | 33        | 20        | 2        | 13        | 3.0        | 34.0          | 3        | 1        | 14        | 14        | 0        | 5        | 2        | 0        | 0        | 0        | 0         | 0         | 0         | 0        | 0        | 0        | 0        | 0        |
| 2024              | Broncos | 5         | 5         | 24        | 18        | 6         | 2        | 12        | 1.0        | 10.0          | 1        | 0        | 0         | 0         | 0        | 2        | 0        | 0        | 0        | 0        | 0         | 1         | 1         | 0        | 0        | 0        | 0        | 0        |
| <b>NFL TOTALS</b> |         | <b>64</b> | <b>13</b> | <b>89</b> | <b>60</b> | <b>29</b> | <b>5</b> | <b>25</b> | <b>4.0</b> | <b>44.0</b>   | <b>5</b> | <b>1</b> | <b>14</b> | <b>14</b> | <b>0</b> | <b>8</b> | <b>3</b> | <b>0</b> | <b>0</b> | <b>0</b> | <b>20</b> | <b>10</b> | <b>10</b> | <b>1</b> | <b>0</b> | <b>0</b> | <b>0</b> | <b>0</b> |







SINGLE-GAME HIGHS: DEFENSIVE

**Total Tackles** 9 at New York Jets, Sep 29, 2024  
 9 vs. New England Patriots, Dec 24, 2023  
 8 at Houston Texans, Dec 03, 2023  
 7 at Los Angeles Chargers, Dec 10, 2023  
 7 vs. Cleveland Browns, Nov 26, 2023

**Solo Tackles** 7 at New York Jets, Sep 29, 2024  
 6 at Houston Texans, Dec 03, 2023  
 5 at Tampa Bay Buccaneers, Sep 22, 2024  
 5 vs. Los Angeles Chargers, Dec 31, 2023  
 5 vs. New England Patriots, Dec 24, 2023  
 ...1 more at 5.

**Sacks** 1.0 at New York Jets, Sep 29, 2024  
 1.0 at Los Angeles Chargers, Dec 10, 2023  
 1.0 at Houston Texans, Dec 03, 2023  
 ...1 more at 1.0.

**Passes Defensed** 1 vs. Las Vegas Raiders, Oct 06, 2024  
 1 vs. Pittsburgh Steelers, Sep 15, 2024  
 1 vs. Los Angeles Chargers, Dec 31, 2023  
 ...5 more at 1.

**Tackles For Loss** 2 at Houston Texans, Dec 03, 2023  
 1 at New York Jets, Sep 29, 2024  
 1 at Seattle Seahawks, Sep 08, 2024  
 1 at Carolina Panthers, Nov 27, 2022

**Special Teams Tackles** 3 at Carolina Panthers, Nov 27, 2022  
 2 at Baltimore Ravens, Dec 04, 2022  
 2 at Los Angeles Chargers, Jan 02, 2022  
 1 vs. Los Angeles Chargers, Jan 08, 2023  
 1 vs. Arizona Cardinals, Dec 18, 2022  
 ...10 more at 1.

2023 GAME-BY-GAME REGULAR-SEASON STATISTICS (BRONCOS)

| DATE               | OPPONENT    | P/S         | TACKLES   |           |           |          |          |           |          | INTERCEPTIONS    |           |          |          | O. FUMB   |           |          |          | ST       |          |          |          | MISC     |          |          | SCORE    |          |            |       |       |
|--------------------|-------------|-------------|-----------|-----------|-----------|----------|----------|-----------|----------|------------------|-----------|----------|----------|-----------|-----------|----------|----------|----------|----------|----------|----------|----------|----------|----------|----------|----------|------------|-------|-------|
|                    |             |             | TK        | S         | A         | SK       | YDS      | TFL       | YDS      | QBH              | NO        | YDS      | LG       | TD        | PD        | FF       | FR       | TD       | YDS      | TK       | S        | A        | FF       | FR       |          | S        | A          | W/L   |       |
| 09/10              | Raiders     |             |           |           |           |          |          |           |          | INJURED RESERVE  |           |          |          |           |           |          |          |          |          |          |          |          |          |          |          |          | L          | 16-17 |       |
| 09/17              | Commanders  |             |           |           |           |          |          |           |          | INJURED RESERVE  |           |          |          |           |           |          |          |          |          |          |          |          |          |          |          |          | L          | 33-35 |       |
| 09/24              | at Dolphins |             |           |           |           |          |          |           |          | INJURED RESERVE  |           |          |          |           |           |          |          |          |          |          |          |          |          |          |          |          | L          | 20-70 |       |
| 10/01              | at Bears    |             |           |           |           |          |          |           |          | INJURED RESERVE  |           |          |          |           |           |          |          |          |          |          |          |          |          |          |          |          | W          | 31-28 |       |
| 10/08              | Jets        | P           | 0         | 0         | 0         | 0        | 0        | 0         | 0        | 0                | 0         | 0        | 0        | 0         | 0         | 0        | 0        | 0        | 0        | 0        | 0        | 0        | 0        | 0        | 0        | 0        | L          | 21-31 |       |
| 10/12              | at Chiefs   | P           | 0         | 0         | 0         | 0        | 0        | 0         | 0        | 0                | 0         | 0        | 0        | 0         | 0         | 0        | 0        | 0        | 0        | 0        | 0        | 0        | 0        | 0        | 0        | 0        | L          | 8-19  |       |
| 10/22              | Packers     | P           | 3         | 1         | 2         | 0        | 0        | 0         | 0        | 1                | 14        | 14       | 0        | 1         | 0         | 0        | 0        | 0        | 0        | 0        | 0        | 0        | 0        | 0        | 0        | 0        | W          | 19-17 |       |
| 10/29              | Chiefs      | S           | 3         | 3         | 0         | 0        | 0        | 0         | 0        | 0                | 0         | 0        | 0        | 0         | 0         | 0        | 0        | 0        | 0        | 0        | 0        | 0        | 0        | 0        | 0        | 0        | W          | 24-9  |       |
| 11/13              | at Bills    | S           | 2         | 1         | 1         | 0        | 0        | 0         | 0        | 0                | 0         | 0        | 0        | 0         | 0         | 0        | 0        | 0        | 0        | 0        | 0        | 0        | 0        | 0        | 0        | 0        | W          | 24-22 |       |
| 11/19              | Vikings     |             |           |           |           |          |          |           |          | ON INACTIVE LIST |           |          |          |           |           |          |          |          |          |          |          |          |          |          |          |          | W          | 21-20 |       |
| 11/26              | Browns      | P           | 7         | 5         | 2         | 1        | 0        | 9         | 0        | 0                | 0         | 0        | 0        | 1         | 1         | 0        | 0        | 0        | 0        | 0        | 0        | 0        | 0        | 0        | 0        | 0        | W          | 29-12 |       |
| 12/03              | at Texans   | S           | 8         | 6         | 2         | 1        | 0        | 9         | 2        | 13               | 1         | 0        | 0        | 0         | 0         | 0        | 0        | 0        | 0        | 0        | 0        | 0        | 0        | 0        | 0        | 0        | 0          | L     | 17-22 |
| 12/10              | at Chargers | S           | 7         | 2         | 5         | 1        | 0        | 16        | 0        | 0                | 0         | 0        | 0        | 1         | 1         | 0        | 0        | 0        | 0        | 0        | 0        | 0        | 0        | 0        | 0        | 0        | W          | 24-7  |       |
| 12/16              | at Lions    | S           | 4         | 3         | 1         | 0        | 0        | 0         | 0        | 0                | 0         | 0        | 0        | 0         | 0         | 0        | 0        | 0        | 0        | 0        | 0        | 0        | 0        | 0        | 0        | 0        | L          | 17-42 |       |
| 12/24              | Patriots    | S           | 9         | 5         | 4         | 0        | 0        | 0         | 0        | 0                | 0         | 0        | 0        | 0         | 0         | 0        | 0        | 0        | 0        | 0        | 0        | 0        | 0        | 0        | 0        | 0        | L          | 23-26 |       |
| 12/31              | Chargers    | S           | 6         | 5         | 1         | 0        | 0        | 0         | 0        | 0                | 0         | 0        | 0        | 1         | 0         | 0        | 0        | 0        | 0        | 0        | 0        | 0        | 0        | 0        | 0        | 0        | W          | 16-9  |       |
| 01/07              | at Raiders  | S           | 4         | 2         | 2         | 0        | 0        | 0         | 0        | 0                | 0         | 0        | 0        | 0         | 0         | 0        | 0        | 0        | 0        | 0        | 0        | 0        | 0        | 0        | 0        | 0        | L          | 14-27 |       |
| <b>2023 TOTALS</b> |             | <b>12-8</b> | <b>53</b> | <b>33</b> | <b>20</b> | <b>3</b> | <b>0</b> | <b>34</b> | <b>0</b> | <b>2</b>         | <b>13</b> | <b>3</b> | <b>1</b> | <b>14</b> | <b>14</b> | <b>0</b> | <b>5</b> | <b>2</b> | <b>0</b> | <b>0</b> | <b>0</b> | <b>0</b> | <b>0</b> | <b>0</b> | <b>0</b> | <b>0</b> | <b>8-9</b> |       |       |

2024 GAME-BY-GAME REGULAR-SEASON STATISTICS (BRONCOS)

| DATE               | OPPONENT      | P/S        | TACKLES   |           |          |          |          |           |          | INTERCEPTIONS |           |          |          | O. FUMB  |          |          |          | ST       |          |          |          | MISC     |          |          | SCORE    |          |            |       |       |
|--------------------|---------------|------------|-----------|-----------|----------|----------|----------|-----------|----------|---------------|-----------|----------|----------|----------|----------|----------|----------|----------|----------|----------|----------|----------|----------|----------|----------|----------|------------|-------|-------|
|                    |               |            | TK        | S         | A        | SK       | YDS      | TFL       | YDS      | QBH           | NO        | YDS      | LG       | TD       | PD       | FF       | FR       | TD       | YDS      | TK       | S        | A        | FF       | FR       |          | S        | A          | W/L   |       |
| 09/08              | at Seahawks   | S          | 4         | 3         | 1        | 0        | 0        | 0         | 0        | 1             | 2         | 0        | 0        | 0        | 0        | 0        | 0        | 0        | 0        | 0        | 0        | 0        | 0        | 0        | 0        | 0        | 0          | L     | 20-26 |
| 09/15              | Steelers      | S          | 2         | 1         | 1        | 0        | 0        | 0         | 0        | 0             | 0         | 0        | 0        | 0        | 1        | 0        | 0        | 0        | 0        | 0        | 0        | 0        | 0        | 0        | 0        | 0        | L          | 6-13  |       |
| 09/22              | at Buccaneers | S          | 5         | 5         | 0        | 0        | 0        | 0         | 0        | 0             | 0         | 0        | 0        | 0        | 0        | 0        | 0        | 0        | 0        | 0        | 0        | 0        | 0        | 0        | 0        | 0        | W          | 26-7  |       |
| 09/29              | at Jets       | S          | 9         | 7         | 2        | 1        | 0        | 10        | 1        | 10            | 1         | 0        | 0        | 0        | 0        | 0        | 0        | 0        | 0        | 0        | 0        | 0        | 0        | 1        | 1        | 0        | 0          | W     | 10-9  |
| 10/06              | Raiders       | S          | 4         | 2         | 2        | 0        | 0        | 0         | 0        | 0             | 0         | 0        | 0        | 0        | 1        | 0        | 0        | 0        | 0        | 0        | 0        | 0        | 0        | 0        | 0        | 0        | W          | 34-18 |       |
| <b>2024 TOTALS</b> |               | <b>5-5</b> | <b>24</b> | <b>18</b> | <b>6</b> | <b>1</b> | <b>0</b> | <b>10</b> | <b>0</b> | <b>2</b>      | <b>12</b> | <b>1</b> | <b>0</b> | <b>0</b> | <b>0</b> | <b>0</b> | <b>2</b> | <b>0</b> | <b>0</b> | <b>0</b> | <b>0</b> | <b>0</b> | <b>1</b> | <b>1</b> | <b>0</b> | <b>0</b> | <b>3-2</b> |       |       |





3 K



**WIL LUTZ**

**HEIGHT/WEIGHT:** 5-11/184

**COLLEGE:** Georgia State

**BIRTHDAY:** Jul. 7, 1994

**BORN:** Newnan, Ga.

**NFL EXPERIENCE:** 9th YR

**BRONCOS EXPERIENCE:** 2nd YR

**GP/GS:** 119/0

**ACQUIRED:** T (N.O.)-'23

**AT A GLANCE**

- A ninth-year player and Pro Bowl kicker who has appeared in 119 games with New Orleans (2016-22) and Denver (2023-24), connecting on 207-of-242 (85.5%) field goals and 323-of-332 (97.3%) extra points for 944 points.
- Has also appeared in seven postseason games with the Saints, making 11-of-15 (73.3%) field goals and 18-of-18 (100.0%) PATs.
- Totaled the third-most points among active kickers since 2016 with 944 while also recording the third-highest extra point percentage (97.3%), the second-most extra points made (323) and tied for the seventh-most field goals made (207) in that span.
- 1-of-6 kickers NFL kickers all time to reach 900 career points in his first 114 games, joining K Justin Tucker, K Stephen Gostkowski, K Mason Crosby, K Mike Vanderjagt and K Harrison Butker.
- Tied for the eighth-fastest player in NFL history to reach 200 career field goals made (116 games).
- In his first season with Denver, hit on 30-of-34 field goals (88.2%) and 29-of-31 PATs (93.5%) for 119 points in 2023.
- Made 23-of-28 (.821) of his field goals while knocking in 57-of-58 (.983) PATs for 126 points in the regular season during the 2020 season.
- Was named to the Pro Bowl after going 32-of-36 (.889) field goals in the regular season in 2019 while also making 48-of-49 (.980) extra points for a career-high 144 points.
- In 2018, recorded a career-high .933 field goal percentage after making 28-of-30 field goals as well as hitting on 52-of-53 (.981) PATs for 136 points in the regular season while making 5-of-6 (.833) field goals and all four extra points in the playoffs.
- Was 31-of-36 (.861) on field goals and 47-of-50 (.940) on PATs during the 2017 regular season and went 2-of-3 (.667) on field goals and hit all seven PATs in the postseason.
- Nailed 49-of-50 (.980) of his PATs and 28-of-34 (.824) of his field goals during his rookie campaign in 2016 for 133 points.
- Played his collegiate football at Georgia State, where he left as the program's all-time leader in field goals (31), extra points (120) and points scored (213) in 47 games.
- Entered the NFL as a college free agent with the Baltimore Ravens on May 6, 2016.
- Traded to the Broncos by New Orleans on August 29, 2023.

**LUTZ'S TROPHY CASE**

Pro Bowl (1)

2019

**2024:** Lutz went a perfect 3-of-3 on field goal attempts and 1-of-1 on point after tries in the season opener at Sea. (9/8)... Reached 200 career field goals made in the home opener vs. Pit. (9/15), going 2-of-2 on his tries... Tied for the eighth fastest player in NFL history to reach that milestone (116 games)... Went a perfect 4-of-4 on field goal tries and 2-of-2 on PATs in the Week 3 win at T.B. (9/22)... Went 2-of-2 on field goals and 4-of-4 on PATs in the win vs. L.V. (10/6).

**2023:** Lutz hit on 30-of-34 field goals (.882) and 29-of-31 PATs (.935) for 119 points in his first season with Denver... His 119 points scored were the most by a Bronco's kicker in a season since K Brandon McManus (119) in 2016... Made his Broncos debut vs. L.V. (9/10), where he was 1-of-2 on field goals and 1-of-2 on PATs... Hit all five kicks, going 2-of-2 on field goals and 3-of-3 on PATs, vs. Was. (9/17)... Made both of his field goal attempts (25, 31) and PATs at Mia. (9/24) to eclipse the 800 career point mark in his 100th game... Became just the fourth kicker all time to reach 800 career points in his first 100 games, joining K Justin Tucker, K Stephen Gostkowski and K Mason Crosby... Was 4-of-4 on PATs and nailed a game-winning 51-yard kick with 1:46 remaining in the 21-point comeback win at Chi. (10/1)... Tied his career high of four field goals made in one game after going 4-of-4 in the 19-17 win vs. G.B. (10/22), including a 52-yarder to give the Broncos the lead with 3:50 remaining... Tied his previous career-high with four field goals made, including his 10th career game-winning field goal, at Buf. (11/13)... Set a new career-high five field goals made in a game after going 5-of-5 and tying a career high 15 points in the win vs. Min. (11/19)... Was named AFC Special Teams Player for the month of November after going a perfect 11-of-11 on





field goal attempts in the month... His 11 makes were tied for the most by a Broncos kicker in a three-game span in franchise history... Tied for the fifth-fastest kicker in team history (13 games) to reach 100 points in a season after making one field goal and three extra points at LAC (12/10)... Went 3-of-4 on field goals vs. LAC (12/31).

**2022:** Lutz went 23-of-31 (.742) on field goals while making all 33 PATs for 102 points with the Saints... Hit two field goal attempts—including the 51-yard game-winner—and went 1-of-1 on PATs at Atl. (9/11)... Hit both PATs and also made a career-long 60-yard field goal near the end of regulation to tie the game vs. Min. (10/2)... Made a 56-yard field goal and nailed all four extra points vs. Sea. (10/9), surpassing 700 career points... Went 4-of-4 on field goals—tying a career high—and 2-of-2 on extra points vs. Cin. (10/16)... Recorded his 16th game with three or more field goals after hitting all three attempts at T.B. (12/5)... Moved into second place in Saints history in scoring after making a 23-yard field goal and hitting on both PATs at Cle. (12/24)... Made two field goals—including a 54-yard attempt—and hit on both extra points at Phi. (1/1).

**2021:** Lutz missed the entire season after being placed on injured reserve (core muscle) on Sept. 6.

**2020:** Lutz made 23-of-28 (.821) of his field goals while knocking in 57-of-58 (.983) PATs for 126 points in the regular season... Also went 2-of-3 (.667) on field goal attempts and 5-of-5 on PATs in the postseason... Made three field goals (45, 35, 34) and passed former Saints K Doug Brien for the third-most field goals in New Orleans team history vs. G.B. (9/27)... Was named NFC Special Teams Player of the Week for Week 5 at making all three field goal attempts—including a 53-yard field goal and 36-yard kick in overtime—while hitting on all three PATs vs. LAC (10/12)... Converted on two field goal attempts and made a 43-yarder in the fourth quarter to give the Saints the 27-24 lead vs. Car. (10/25)... Made a game-winning 35-yard field goal in overtime and also hit on 4-of-5 field goal attempts at Chi. (11/1)... Made all three PAT attempts in the NFC Wild Card Game vs. Chi. (1/10)... Went 2-of-2 on field goals (23, 42) and made both of his extra point attempts in the NFC Divisional Round vs. T.B. (1/17).

**2019:** Lutz was named to the Pro Bowl after going 32-of-36 (.889) field goals in the regular season in 2019 while also making 48-of-49 (.980) extra points for a career-high 144 points... Ranked second in the league in scoring (144), PATs (48) and touchbacks (74) while making the third most field goals (32)... Also made 2-of-3 (.667) field goals in the postseason while making both PAT attempts... Earned NFC Special Teams Player of the Week honors in Week 1 after making 2-of-3 field goals—including a 58-yard game-winner on the final play of the game—and also converted all three PAT attempts vs. Hou. (9/9)... Hit on all three field goal attempts vs. LAR (9/15)... Scored every point for the Saints in a 12-10 win vs. Dal. (9/29), converting on all four field goal chances... At Chi. (10/20), set an NFL record for consecutive field goals made (35), surpassing Rian Lindell... Made all three field goal opportunities vs. Atl. (11/10)... Made a 33-yard game-winning field goal—and made another kick—while converting all four PATs to surpass 500 career points vs. Car. (11/24)... Went 4-of-4 on field goal attempts and hit two PATs at Atl. (11/28)... Set the Saints' single-season record for field goals (32) at Ten. (12/22)... Converted 2-of-3 field goals—including a 49-yarder to send the game to overtime—in the NFC Divisional Round vs. Min. (1/5).

**2018:** Lutz recorded a career-high .933 field goal percentage after making 28-of-30 field goals as well as hitting on 52-of-53 (.981) PATs for 136 points in the regular season while making 5-of-6 (.833) field goals and all four extra points in the playoffs... Finished with the second-most points (134) and PATs (52) while placing third in field goal percentage (.933)... Was named NFC Special Teams Player of the Month for the month of September after converting on 10-of-11 field goals... Drilled a 44-yard game-winning field goal vs. Cle. (9/16)... Went 3-of-3 on field goals and 4-of-4 on PATs at Atl. (9/23)... Made all four field goal attempts in the second quarter and hit all three PATs at NYG (9/30)... Went 3-of-3 on field goals and nailed all three extra point chances at Min. (10/28)... Made a special-teams tackle and converted all three of his field goals and all six of his PAT chances at Cin. (11/11)... Became the first Saints kicker since 2004 to record at least 100 points in three straight seasons after making two field goals and six PATs vs. Phi. (11/18)... Had the second longest streak of consecutive games with at least one field goal (36 games), which ended vs. Car. (12/30)... Made 2-of-3 field goals and hit on both extra points vs. Phi. (1/13) in the NFC Divisional Round... Connected on all three field goal attempts and both PAT tries in the NFC Championship Game vs. LAR (1/20).

**2017:** Lutz was 31-of-36 (.861) on field goals and 47-of-50 (.940) on PATs during the regular season while making 2-of-3 (.667) field goals and all seven PATs in the postseason... Made all four field goal attempts at Min. (9/11)... Hit a game-winning field goal of 28 yards in overtime and hit on all four field goal attempts vs. Was. (11/19)... Reached 100 points for the second consecutive year after making two field goals at LAR (11/26)... Went 4-of-4 in field goals vs. Atl. (12/24)... Drilled a Saints postseason franchise record 57-yard field goal in the NFC Wild Card Game vs. Car. (1/7)... Made a 43-yard field goal in the NFC Divisional Round at Min. (1/14).

**2016:** Lutz nailed 49-of-50 (.980) of his PATs and 28-of-34 (.824) of his field goals during his rookie campaign in 2016 for 133 points... Was selected to the NFL All-Rookie team by the PFWA and NFL.com... Originally signed by Baltimore as a college free agent before signing with the Saints... Nailed a 57-yard field goal vs. Atl. (9/26), the longest by a Saints rookie at the time... Made 2-of-3 field goals—including a 52-yard game-winning kick— vs. Car. (10/16) to earn NFC Special Teams Player of the Week honors... Was named NFC Special Teams Player of the Week in Week 8 vs. Sea. (10/30) after nailing all four field goal attempts... Hit on three field goals and two PATs vs. T.B. (12/24).

**COLLEGE:** Lutz played his collegiate football at Georgia State, where he left as the program's all-time leader in field goals (31), extra points (120) and points scored (213) in 47 games... Finished his career 31-of-46 (.674) on field goal attempts and 120-of-122 (.984) on PATs while also punting 92 times for an average of 42.8 yards... Earned second-team All-Sun Belt Conference honors in 2015 as a punter after averaging 44.3 yards on 65 punts... Also made 12-of-19 field goals (.632) and 42-of-43 (.977) on PATs for 78 points... As a junior in 2014, hit on 7-of-8 (.875) on his field goal attempts and all 35 of his extra points tries... Posted 49 total points in 2013 after nailing 8-of-12 (.667) field goals and 25-of-26 (.962) PATs.

**PERSONAL:** Lutz attended Northgate High School in Newnan, Ga., where he was a two-time all-county kicker by the Newman Times-Herald... Hit 9-of-11 field goals during his junior season, including a long of 43 yards and one game-winner... Made 5-of-8 tries as a senior, helping Northgate to an 11-1 record and region title... Also participated in soccer, where he was named all-county... Wil Lutz was born on July 7, 1994 in Newnan, Ga.





**LUTZ'S GAME-WINNING KICKS (10)**

| Date     | Opp.              | Down/Tied   | Distance | Time Left | Drive/T.O.P |
|----------|-------------------|-------------|----------|-----------|-------------|
| 10/6/16  | vs. Carolina      | 38-38-, 4th | 52 yards | 0:11, 4th | 11-41/2:47  |
| 11/19/17 | vs. Washington    | 31-31, OT   | 28 yards | 7:25, OT  | 3-51/1:29   |
| 9/16/18  | vs. Cleveland     | 18-18, 4th  | 44 yards | 0:21, 4th | 6-49/0:55   |
| 9/9/19   | vs. Houston       | 27-28, 4th  | 58 yards | 0:00, 4th | 6-35/0:37   |
| 11/24/19 | vs. Carolina      | 31-31, 4th  | 33 yards | 0:00, 4th | 11-65/1:56  |
| 10/12/20 | vs. L.A. Chargers | 27-27, OT   | 36 yards | 10:08 OT  | 9-48/4:25   |
| 11/1/20  | at Chicago        | 23-23, OT   | 35 yards | 6:36, OT  | 7-52/2:12   |
| 9/11/22  | at Atlanta        | 24-26, 4th  | 51 yards | 0:19, 4th | 5-47/0:29   |
| 10/1/23  | at Chicago        | 28-28 4th   | 51 yards | 1:46, 4th | 5-48/1:06   |
| 11/13/23 | at Buffalo        | 21-22, 4th  | 36 yards | 0:04, 4th | 10-57/1:55  |

**Transactions**

Signed by Baltimore as a college free agent 5/6/16; Waived by Baltimore 8/30/16; Signed by New Orleans 9/6/16; Re-signed by New Orleans 3/13/19; Traded to Denver 8/29/23; Re-signed by Denver 3/12/24.

**REGULAR SEASON COMPARISON: KICKING - LOS ANGELES CHARGERS**

| DATE          | OPP         | W/L | GP/GS      | FGM        | FGA      | PCT      | LONG       | XPM       | XPA      | PTS      | 1-19      | 20-29      | 30-39      | 40-49      | 50+        | KO        | TB       |
|---------------|-------------|-----|------------|------------|----------|----------|------------|-----------|----------|----------|-----------|------------|------------|------------|------------|-----------|----------|
| 12/10/23      | DEN @ LAC   | W   | P          | 1          | 1        | 100%     | 23         | 3         | 3        | 6        | 0-0       | 1-1        | 0-0        | 0-0        | 0-0        | 5         | 3        |
| 12/31/23      | DEN vs. LAC | W   | P          | 3          | 4        | 75%      | 43         | 1         | 1        | 10       | 0-0       | 1-1        | 0-0        | 0-0        | 0-0        | 5         | 5        |
| <b>TOTALS</b> |             |     | <b>2/0</b> | <b>2/0</b> | <b>4</b> | <b>5</b> | <b>80%</b> | <b>43</b> | <b>4</b> | <b>4</b> | <b>16</b> | <b>0-0</b> | <b>2-2</b> | <b>0-0</b> | <b>0-0</b> | <b>10</b> | <b>8</b> |

**Wil Lutz's NFL Regular Season Kicking Statistics**

| DATE              | TEAM    | GP         | FGM        | FGA        | PCT.        | LG        | XP         | XPA        | PCT.        | BLK      | PTS        |
|-------------------|---------|------------|------------|------------|-------------|-----------|------------|------------|-------------|----------|------------|
| 2016              | Saints  | 16         | 28         | 34         | 82.4        | 57        | 49         | 50         | 98.0        | 2        | 133        |
| 2017              | Saints  | 16         | 31         | 36         | 86.1        | 53        | 47         | 50         | 94.0        | 0        | 140        |
| 2018              | Saints  | 16         | 28         | 30         | 93.3        | 54        | 52         | 53         | 98.1        | 1        | 136        |
| 2019              | Saints  | 16         | 32         | 36         | 88.9        | 58        | 48         | 49         | 98.0        | 0        | 144        |
| 2020              | Saints  | 16         | 23         | 28         | 82.1        | 53        | 57         | 58         | 98.3        | 0        | 126        |
| 2021              | Saints  | 0          | 0          | 0          | 0.0         | 0         | 0          | 0          | 0.0         | 0        | 0          |
| 2022              | Saints  | 17         | 23         | 31         | 74.2        | 60        | 33         | 33         | 100.0       | 2        | 102        |
| 2023              | Broncos | 17         | 30         | 34         | 88.2        | 52        | 29         | 31         | 93.5        | 1        | 119        |
| 2024              | Broncos | 5          | 12         | 13         | 92.3        | 51        | 8          | 8          | 100.0       | 0        | 44         |
| <b>NFL TOTALS</b> |         | <b>119</b> | <b>207</b> | <b>242</b> | <b>85.5</b> | <b>60</b> | <b>323</b> | <b>332</b> | <b>97.3</b> | <b>6</b> | <b>944</b> |





Wil Lutz's NFL Postseason Kicking Statistics

| DATE              | TEAM   | GP       | FGM       | FGA       | PCT.        | LG        | XP        | XPA       | PCT.         | BLK      | PTS       |
|-------------------|--------|----------|-----------|-----------|-------------|-----------|-----------|-----------|--------------|----------|-----------|
| 2017              | Saints | 2        | 2         | 3         | 66.7        | 57        | 7         | 7         | 100.0        | 0        | 13        |
| 2018              | Saints | 2        | 5         | 6         | 83.3        | 45        | 4         | 4         | 100.0        | 0        | 19        |
| 2019              | Saints | 1        | 2         | 3         | 66.7        | 49        | 2         | 2         | 100.0        | 0        | 8         |
| 2020              | Saints | 2        | 2         | 3         | 66.7        | 42        | 5         | 5         | 100.0        | 0        | 11        |
| <b>NFL TOTALS</b> |        | <b>7</b> | <b>11</b> | <b>15</b> | <b>73.3</b> | <b>57</b> | <b>18</b> | <b>18</b> | <b>100.0</b> | <b>0</b> | <b>51</b> |

Wil Lutz's NFL Regular Season FIELD-GOAL ACCURACY Statistics

| DATE              | TEAM    | 1-19       | PCT.         | 20-29        | PCT.        | 30-39        | PCT.        | 40-49        | PCT.        | 50+          | PCT.        |
|-------------------|---------|------------|--------------|--------------|-------------|--------------|-------------|--------------|-------------|--------------|-------------|
| 2016              | Saints  | 1-1        | 100.0        | 7-7          | 100.0       | 9-11         | 81.8        | 8-8          | 100.0       | 3-7          | 42.9        |
| 2017              | Saints  | 0-0        | 0.0          | 10-10        | 100.0       | 4-5          | 80.0        | 13-16        | 81.3        | 4-5          | 80.0        |
| 2018              | Saints  | 1-1        | 100.0        | 5-5          | 100.0       | 9-9          | 100.0       | 11-12        | 91.7        | 2-3          | 66.7        |
| 2019              | Saints  | 1-1        | 100.0        | 9-9          | 100.0       | 6-6          | 100.0       | 13-15        | 86.7        | 3-5          | 60.0        |
| 2020              | Saints  | 0-0        | 0.0          | 5-6          | 83.3        | 10-10        | 100.0       | 7-9          | 77.8        | 1-3          | 33.3        |
| 2021              | Saints  | 0-0        | 0.0          | 0-0          | 0.0         | 0-0          | 0.0         | 0-0          | 0.0         | 0-0          | 0.0         |
| 2022              | Saints  | 0-0        | 0.0          | 6-6          | 100.0       | 9-11         | 81.8        | 4-8          | 50.0        | 4-6          | 66.7        |
| 2023              | Broncos | 0-0        | 0.0          | 11-11        | 100.0       | 12-13        | 92.3        | 4-5          | 80.0        | 3-5          | 60.0        |
| 2024              | Broncos | 0-0        | 0.0          | 1-1          | 100.0       | 5-5          | 100.0       | 5-5          | 100.0       | 1-2          | 50.0        |
| <b>NFL TOTALS</b> |         | <b>3-3</b> | <b>100.0</b> | <b>54-55</b> | <b>98.2</b> | <b>64-70</b> | <b>91.4</b> | <b>65-78</b> | <b>83.3</b> | <b>21-36</b> | <b>58.3</b> |

Wil Lutz's NFL Postseason FIELD-GOAL ACCURACY Statistics

| DATE              | TEAM   | 1-19       | PCT.       | 20-29      | PCT.         | 30-39      | PCT.         | 40-49      | PCT.        | 50+        | PCT.        |
|-------------------|--------|------------|------------|------------|--------------|------------|--------------|------------|-------------|------------|-------------|
| 2017              | Saints | 0-0        | 0.0        | 0-0        | 0.0          | 0-0        | 0.0          | 1-1        | 100.0       | 1-2        | 50.0        |
| 2018              | Saints | 0-0        | 0.0        | 1-1        | 100.0        | 3-3        | 100.0        | 1-1        | 100.0       | 0-1        | 0.0         |
| 2019              | Saints | 0-0        | 0.0        | 1-1        | 100.0        | 0-0        | 0.0          | 1-2        | 50.0        | 0-0        | 0.0         |
| 2020              | Saints | 0-0        | 0.0        | 1-1        | 100.0        | 0-0        | 0.0          | 1-1        | 100.0       | 0-1        | 0.0         |
| <b>NFL TOTALS</b> |        | <b>0-0</b> | <b>0.0</b> | <b>3-3</b> | <b>100.0</b> | <b>3-3</b> | <b>100.0</b> | <b>4-5</b> | <b>80.0</b> | <b>1-4</b> | <b>25.0</b> |





SINGLE-GAME HIGHS: KICKER

|   |  |
|---|--|
| <p><b>Field Goals Made</b><br/>5 vs. Minnesota Vikings, Nov 19, 2023<br/>4 at Tampa Bay Buccaneers, Sep 22, 2024<br/>4 at Buffalo Bills, Nov 13, 2023<br/>4 vs. Green Bay Packers, Oct 22, 2023<br/>...8 more at 4.</p> <p><b>Field Goal Attempts</b><br/>5 vs. Minnesota Vikings, Nov 19, 2023<br/>5 at Chicago Bears, Nov 01, 2020<br/>4 at Tampa Bay Buccaneers, Sep 22, 2024<br/>4 vs. Los Angeles Chargers, Dec 31, 2023<br/>...12 more at 4.</p> <p><b>Longest Field Goals Made</b><br/>60 vs. Minnesota Vikings, Oct 02, 2022<br/>58 vs. Houston Texans, Sep 09, 2019<br/>57 vs. Atlanta Falcons, Sep 26, 2016<br/>56 vs. Seattle Seahawks, Oct 09, 2022<br/>55 vs. San Francisco 49ers, Dec 08, 2019</p> <p><b>Longest Field Goal Attempts</b><br/>61 vs. Minnesota Vikings, Oct 02, 2022<br/>61 vs. Oakland Raiders, Sep 11, 2016<br/>60 vs. Minnesota Vikings, Oct 02, 2022<br/>58 vs. Houston Texans, Sep 09, 2019<br/>57 vs. New England Patriots, Dec 24, 2023<br/>...2 more at 57.</p> <p><b>PATs Made</b><br/>7 vs. Minnesota Vikings, Dec 25, 2020<br/>7 vs. Detroit Lions, Oct 15, 2017<br/>7 vs. Los Angeles Rams, Nov 27, 2016<br/>6 at Carolina Panthers, Dec 29, 2019<br/>...4 more at 6.</p> <p><b>PAT Attempts</b><br/>7 vs. Minnesota Vikings, Dec 25, 2020<br/>7 vs. Detroit Lions, Oct 15, 2017<br/>7 vs. Los Angeles Rams, Nov 27, 2016<br/>6 at Carolina Panthers, Dec 29, 2019<br/>...5 more at 6.</p> | <p><b>Points</b><br/>15 vs. Minnesota Vikings, Nov 19, 2023<br/>15 at Cincinnati Bengals, Nov 11, 2018<br/>15 at New York Giants, Sep 30, 2018<br/>14 at Tampa Bay Buccaneers, Sep 22, 2024<br/>...4 more at 14.</p> <p><b>Special Teams Tackles</b><br/>1 vs. Atlanta Falcons, Nov 22, 2018<br/>1 vs. Philadelphia Eagles, Nov 18, 2018<br/>1 at Cincinnati Bengals, Nov 11, 2018<br/>...4 more at 1.</p> <p><b>Kickoff Average</b><br/>67.2 vs. New York Jets, Dec 17, 2017<br/>67.2 at Green Bay Packers, Oct 22, 2017<br/>66.6 at Los Angeles Chargers, Dec 10, 2023<br/>66.3 vs. Seattle Seahawks, Oct 30, 2016<br/>66.2 at San Diego Chargers, Oct 02, 2016</p> <p><b>Extra Point Attempt Percentage</b><br/>100.0 vs. Minnesota Vikings, Dec 25, 2020<br/>100.0 at Tampa Bay Buccaneers, Nov 08, 2020<br/>100.0 at Detroit Lions, Oct 04, 2020<br/>...11 more at 100.0.</p> <p><b>Field Goal Percentage</b><br/>100.0 at Tampa Bay Buccaneers, Sep 22, 2024<br/>100.0 vs. Minnesota Vikings, Nov 19, 2023<br/>100.0 at Buffalo Bills, Nov 13, 2023<br/>...8 more at 100.0.</p> <p><b>Touchbacks</b><br/>9 vs. Minnesota Vikings, Dec 25, 2020<br/>8 vs. San Francisco 49ers, Dec 08, 2019<br/>7 vs. Washington Redskins, Nov 19, 2017<br/>6 vs. Cleveland Browns, Nov 26, 2023<br/>6 vs. Minnesota Vikings, Nov 19, 2023<br/>...10 more at 6.</p> |
|---|--|

SINGLE-GAME HIGHS - POSTSEASON: KICKER

|   |   |
|---|---|
| <p><b>Field Goals Made</b><br/>3 vs. Los Angeles Rams, Jan 20, 2019<br/>2 vs. Tampa Bay Buccaneers, Jan 17, 2021<br/>2 vs. Minnesota Vikings, Jan 05, 2020<br/>2 vs. Philadelphia Eagles, Jan 13, 2019<br/>1 at Minnesota Vikings, Jan 14, 2018<br/>...1 more at 1.</p> <p><b>Field Goal Attempts</b><br/>3 vs. Minnesota Vikings, Jan 05, 2020<br/>3 vs. Los Angeles Rams, Jan 20, 2019<br/>3 vs. Philadelphia Eagles, Jan 13, 2019<br/>2 vs. Tampa Bay Buccaneers, Jan 17, 2021<br/>...1 more at 2.</p> <p><b>Longest Field Goals Made</b><br/>57 vs. Carolina Panthers, Jan 07, 2018<br/>49 vs. Minnesota Vikings, Jan 05, 2020<br/>45 vs. Philadelphia Eagles, Jan 13, 2019<br/>43 at Minnesota Vikings, Jan 14, 2018<br/>42 vs. Tampa Bay Buccaneers, Jan 17, 2021</p> <p><b>Longest Field Goal Attempts</b><br/>58 at Minnesota Vikings, Jan 14, 2018<br/>57 vs. Carolina Panthers, Jan 07, 2018<br/>52 vs. Philadelphia Eagles, Jan 13, 2019<br/>50 vs. Chicago Bears, Jan 10, 2021<br/>49 vs. Minnesota Vikings, Jan 05, 2020</p> <p><b>PATs Made</b><br/>4 vs. Carolina Panthers, Jan 07, 2018<br/>3 vs. Chicago Bears, Jan 10, 2021<br/>3 at Minnesota Vikings, Jan 14, 2018<br/>2 vs. Tampa Bay Buccaneers, Jan 17, 2021<br/>2 vs. Minnesota Vikings, Jan 05, 2020<br/>...2 more at 2.</p> | <p><b>PAT Attempts</b><br/>4 vs. Carolina Panthers, Jan 07, 2018<br/>3 vs. Chicago Bears, Jan 10, 2021<br/>3 at Minnesota Vikings, Jan 14, 2018<br/>2 vs. Tampa Bay Buccaneers, Jan 17, 2021<br/>2 vs. Minnesota Vikings, Jan 05, 2020<br/>...2 more at 2.</p> <p><b>Points</b><br/>11 vs. Los Angeles Rams, Jan 20, 2019<br/>8 vs. Tampa Bay Buccaneers, Jan 17, 2021<br/>8 vs. Minnesota Vikings, Jan 05, 2020<br/>8 vs. Philadelphia Eagles, Jan 13, 2019<br/>7 vs. Carolina Panthers, Jan 07, 2018</p> <p><b>Kickoff Average</b><br/>65.0 vs. Tampa Bay Buccaneers, Jan 17, 2021<br/>65.0 at Minnesota Vikings, Jan 14, 2018<br/>65.0 vs. Carolina Panthers, Jan 07, 2018<br/>64.6 vs. Philadelphia Eagles, Jan 13, 2019<br/>64.5 vs. Los Angeles Rams, Jan 20, 2019</p> <p><b>Touchbacks</b><br/>6 vs. Carolina Panthers, Jan 07, 2018<br/>5 vs. Tampa Bay Buccaneers, Jan 17, 2021<br/>5 vs. Minnesota Vikings, Jan 05, 2020<br/>5 vs. Los Angeles Rams, Jan 20, 2019<br/>...1 more at 5.</p> |
|---|---|





2023 GAME-BY-GAME REGULAR-SEASON STATISTICS (BRONCOS)

|                    |             |   | FIELD GOALS |           |             |           | EXTRA POINTS |           |             |          |            |            |       |
|--------------------|-------------|---|-------------|-----------|-------------|-----------|--------------|-----------|-------------|----------|------------|------------|-------|
| DATE               | OPPONENT    |   | FGM         | FGA       | PCT         | LG        | XP           | XPA       | PCT         | BLK      | PTS        | W/L        | SCORE |
| 09/10              | Raiders     | P | 1           | 2         | 50.0        | 24        | 1            | 2         | 50.0        | 0        | 4          | L          | 16-17 |
| 09/17              | Commanders  | P | 2           | 2         | 100.0       | 32        | 3            | 3         | 100.0       | 0        | 9          | L          | 33-35 |
| 09/24              | at Dolphins | P | 2           | 2         | 100.0       | 31        | 2            | 2         | 100.0       | 0        | 8          | L          | 20-70 |
| 10/01              | at Bears    | P | 1           | 1         | 100.0       | 51        | 4            | 4         | 100.0       | 0        | 7          | W          | 31-28 |
| 10/08              | Jets        | P | 2           | 2         | 100.0       | 23        | 1            | 1         | 100.0       | 0        | 7          | L          | 21-31 |
| 10/12              | at Chiefs   | P | 0           | 0         | 0.0         | 0         | 0            | 0         | 0.0         | 0        | 0          | L          | 8-19  |
| 10/22              | Packers     | P | 4           | 4         | 100.0       | 52        | 1            | 1         | 100.0       | 0        | 13         | W          | 19-17 |
| 10/29              | Chiefs      | P | 1           | 2         | 50.0        | 28        | 3            | 3         | 100.0       | 0        | 6          | W          | 24-9  |
| 11/13              | at Bills    | P | 4           | 4         | 100.0       | 49        | 0            | 1         | 0.0         | 0        | 12         | W          | 24-22 |
| 11/19              | Vikings     | P | 5           | 5         | 100.0       | 52        | 0            | 0         | 0.0         | 0        | 15         | W          | 21-20 |
| 11/26              | Browns      | P | 2           | 2         | 100.0       | 34        | 3            | 3         | 100.0       | 0        | 9          | W          | 29-12 |
| 12/03              | at Texans   | P | 1           | 1         | 100.0       | 34        | 2            | 2         | 100.0       | 0        | 5          | L          | 17-22 |
| 12/10              | at Chargers | P | 1           | 1         | 100.0       | 23        | 3            | 3         | 100.0       | 0        | 6          | W          | 24-7  |
| 12/16              | at Lions    | P | 1           | 1         | 100.0       | 23        | 2            | 2         | 100.0       | 0        | 5          | L          | 17-42 |
| 12/24              | Patriots    | P | 0           | 1         | 0.0         | 0         | 1            | 1         | 100.0       | 0        | 1          | L          | 23-26 |
| 12/31              | Chargers    | P | 3           | 4         | 75.0        | 43        | 1            | 1         | 100.0       | 0        | 10         | W          | 16-9  |
| 01/07              | at Raiders  | P | 0           | 0         | 0.0         | 0         | 2            | 2         | 100.0       | 0        | 2          | L          | 14-27 |
| <b>2023 TOTALS</b> | <b>17</b>   |   | <b>30</b>   | <b>34</b> | <b>88.2</b> | <b>52</b> | <b>29</b>    | <b>31</b> | <b>93.5</b> | <b>0</b> | <b>119</b> | <b>8-9</b> |       |

2024 GAME-BY-GAME REGULAR-SEASON STATISTICS (BRONCOS)

|                    |               |   | FIELD GOALS |           |             |           | EXTRA POINTS |          |              |          |           |            |       |
|--------------------|---------------|---|-------------|-----------|-------------|-----------|--------------|----------|--------------|----------|-----------|------------|-------|
| DATE               | OPPONENT      |   | FGM         | FGA       | PCT         | LG        | XP           | XPA      | PCT          | BLK      | PTS       | W/L        | SCORE |
| 09/08              | at Seahawks   | P | 3           | 3         | 100.0       | 45        | 1            | 1        | 100.0        | 0        | 10        | L          | 20-26 |
| 09/15              | Steelers      | P | 2           | 2         | 100.0       | 35        | 0            | 0        | 0.0          | 0        | 6         | L          | 6-13  |
| 09/22              | at Buccaneers | P | 4           | 4         | 100.0       | 43        | 2            | 2        | 100.0        | 0        | 14        | W          | 26-7  |
| 09/29              | at Jets       | P | 1           | 2         | 50.0        | 47        | 1            | 1        | 100.0        | 0        | 4         | W          | 10-9  |
| 10/06              | Raiders       | P | 2           | 2         | 100.0       | 51        | 4            | 4        | 100.0        | 0        | 10        | W          | 34-18 |
| <b>2024 TOTALS</b> | <b>5</b>      |   | <b>12</b>   | <b>13</b> | <b>92.3</b> | <b>51</b> | <b>8</b>     | <b>8</b> | <b>100.0</b> | <b>0</b> | <b>44</b> | <b>3-2</b> |       |

2017 GAME-BY-GAME POSTSEASON STATISTICS (SAINTS)

|                    |            |   | FIELD GOALS |          |             |           | EXTRA POINTS |          |              |          |           |            |       |
|--------------------|------------|---|-------------|----------|-------------|-----------|--------------|----------|--------------|----------|-----------|------------|-------|
| DATE               | OPPONENT   |   | FGM         | FGA      | PCT         | LG        | XP           | XPA      | PCT          | BLK      | PTS       | W/L        | SCORE |
| 01/07              | Panthers   | P | 1           | 1        | 100.0       | 57        | 4            | 4        | 100.0        | 0        | 7         | W          | 31-26 |
| 01/14              | at Vikings | P | 1           | 2        | 50.0        | 43        | 3            | 3        | 100.0        | 0        | 6         | L          | 24-29 |
| <b>2017 TOTALS</b> | <b>2</b>   |   | <b>2</b>    | <b>3</b> | <b>66.7</b> | <b>57</b> | <b>7</b>     | <b>7</b> | <b>100.0</b> | <b>0</b> | <b>13</b> | <b>1-1</b> |       |

2018 GAME-BY-GAME POSTSEASON STATISTICS (SAINTS)

|                    |          |   | FIELD GOALS |          |             |           | EXTRA POINTS |          |              |          |           |            |            |
|--------------------|----------|---|-------------|----------|-------------|-----------|--------------|----------|--------------|----------|-----------|------------|------------|
| DATE               | OPPONENT |   | FGM         | FGA      | PCT         | LG        | XP           | XPA      | PCT          | BLK      | PTS       | W/L        | SCORE      |
| 01/13              | Eagles   | P | 2           | 3        | 66.7        | 45        | 2            | 2        | 100.0        | 0        | 8         | W          | 20-14      |
| 01/20              | Rams     | P | 3           | 3        | 100.0       | 37        | 2            | 2        | 100.0        | 0        | 11        | L          | 23-26<br>+ |
| <b>2018 TOTALS</b> | <b>2</b> |   | <b>5</b>    | <b>6</b> | <b>83.3</b> | <b>45</b> | <b>4</b>     | <b>4</b> | <b>100.0</b> | <b>0</b> | <b>19</b> | <b>1-1</b> |            |

+ - Overtime





2019 GAME-BY-GAME POSTSEASON STATISTICS (SAINTS)

|                    |          |          | FIELD GOALS |          |             |           | EXTRA POINTS |          |              |          |          |            |            |
|--------------------|----------|----------|-------------|----------|-------------|-----------|--------------|----------|--------------|----------|----------|------------|------------|
| DATE               | OPPONENT |          | FGM         | FGA      | PCT         | LG        | XP           | XPA      | PCT          | BLK      | PTS      | W/L        | SCORE      |
| 01/05              | Vikings  | P        | 2           | 3        | 66.7        | 49        | 2            | 2        | 100.0        | 0        | 8        | L          | 20-26<br>+ |
| <b>2019 TOTALS</b> |          | <b>1</b> | <b>2</b>    | <b>3</b> | <b>66.7</b> | <b>49</b> | <b>2</b>     | <b>2</b> | <b>100.0</b> | <b>0</b> | <b>8</b> | <b>0-1</b> |            |


+ - Overtime

2020 GAME-BY-GAME POSTSEASON STATISTICS (SAINTS)

|                    |            |          | FIELD GOALS |          |             |           | EXTRA POINTS |          |              |          |           |            |       |
|--------------------|------------|----------|-------------|----------|-------------|-----------|--------------|----------|--------------|----------|-----------|------------|-------|
| DATE               | OPPONENT   |          | FGM         | FGA      | PCT         | LG        | XP           | XPA      | PCT          | BLK      | PTS       | W/L        | SCORE |
| 01/10              | Bears      | P        | 0           | 1        | 0.0         | 0         | 3            | 3        | 100.0        | 0        | 3         | W          | 21-9  |
| 01/17              | Buccaneers | P        | 2           | 2        | 100.0       | 42        | 2            | 2        | 100.0        | 0        | 8         | L          | 20-30 |
| <b>2020 TOTALS</b> |            | <b>2</b> | <b>2</b>    | <b>3</b> | <b>66.7</b> | <b>42</b> | <b>5</b>     | <b>5</b> | <b>100.0</b> | <b>0</b> | <b>11</b> | <b>1-1</b> |       |







38 RB



**JALEEL**  
**MCLAUGHLIN**

**HEIGHT/WEIGHT:** 5-9 / 183

**COLLEGE:** Youngstown State

**BIRTHDAY:** Sep. 13, 2000

**BORN:** Raleigh, N.C.

**NFL EXPERIENCE:** 2nd YR

**BRONCOS EXPERIENCE:** 2nd YR

**GP/GS:** 22/3

**ACQUIRED:** CFA-'23

**AT A GLANCE**

- A second-year running back who appeared in 22 games (4 starts) with the Broncos (2023-24), rushing 109 times for 518 yards (4.8 avg.) with two scores and catching 41 passes for 171 yards (4.2 avg.) with three touchdowns.
- Produced the fifth-most rushing yards (410) and scrimmage yards (570) by a Broncos' undrafted rookie in a season.
- Totaled 8,161 yards on 1,259 carries (6.5 avg.) with 78 touchdowns as well as 66 receptions for 643 yards (9.7 avg.) with six scores in 56 games (53 starts) with Youngstown State (2020-22) and Notre Dame College (2018-19).
- Had the third-most rushing yards (1,588) in FCS on 227 rushing attempts (7.0 avg.) with 13 scores to earn first-team All-America and MVFC Offensive Player of the Year honors in 2022 with Youngstown State.
- Selected third-team All-America and first-team All-Missouri Valley Football Conference after totaling 1,139 yards on 175 carries (6.5 avg.) with 12 touchdowns in 10 starts in 2021.
- Was named second-team All-Missouri Valley and to the MVFC All-Newcomer Team in his first year with the Penguins after rushing 133 times for 691 yards (5.2 avg.) with five scores
- Led NCAA DII in all-purpose yards (2,526), rushing yards (2,316), total touchdowns (33) and scoring (198) in 14 starts in 2019
- Led the country in all-purpose yards (2,699) and rushing yards (2,421) in 14 games (13 starts) in 2018.
- Attended Forest Hills High School in Marshville, N.C. where he recorded 2,129 rushing yards on 269 carries (7.9 avg.) with 29 scores in his final two seasons while also winning state titles in basketball and track and field.
- Entered the NFL with Denver as a college free agent on May 12, 2023.

**2024:** McLaughlin recorded his first touchdown of the season in the Week 3 win at T.B. (9/22), totaling five rushes for seven yards (1.4 avg.) and caught one pass for seven yards.... Rushed nine times for 46 yards (5.1 avg.) in the 10-9 win at NYJ (9/29)... Rushed six times for 22 yards and caught three passes for three yards (1.0 avg.) with one touchdown vs. L.V. (10/6).

**2023:** McLaughlin appeared in 17 games (3 starts) with the Broncos after signing with the team as a college free agent... Rushed 76 times for 410 yards (5.4 avg.) with one score and caught 31 passes for 160 yards (5.2 avg.) with two touchdowns... His 410 rushing yards and 570 scrimmage yards were the fifth-most by a Broncos' undrafted rookie in a single season... Made his NFL debut vs. L.V. (9/10), catching one pass... Recorded his first career touchdown on a five-yard rush on the Broncos' first possession of the game vs. Was. (9/17)... Rushed five times for 15 yards (3.0 avg.) at Mia. (9/24)... Helped the Broncos climb from a 21-point deficit to defeat the Bears at Chi. (10/1), rushing seven times for a career-high 72 yards (10.3 avg.) in the game and also caught three passes for 32 yards (10.7 avg.), including an 18-yard touchdown pass from QB Russell Wilson... Recorded his third touchdown of the season after catching a 22-yard pass from Wilson while also leading the team with nine rushes for 68 yards (7.6 avg.) vs. NYJ (10/8)... Rushed five times for 45 yards (9.0 avg.) in the win vs. G.B. (10/22)... Carried the ball six times for a team-high 37 yards (6.2 avg.) and also caught a team-high-tying four passes for 30 yards (7.5 avg.) vs. N.E. (12/24)... Rushed eight times for 44 yards (5.5 avg.) and also caught three passes for 18 yards (6.0 avg.) vs. LAC (12/31).

**COLLEGE:** McLaughlin played at Youngstown State, where he totaled 3,424 yards on 536 carries (6.4 avg.) with 30 touchdowns in 28 games (16 starts) during his three seasons (2020-22) with the Penguins... Also caught 44 passes for 500 yards (11.4 avg.) with two touchdowns... Had the third-most rushing yards (1,588) in FCS on 227 rushing attempts (7.0 avg.) with 13 scores to earn first-team All-America and MVFC Offensive Player of the Year honors in 2022... Selected third-team All-America and first-team All-Missouri Valley Football Conference after totaling 1,139 yards on 175 carries (6.5 avg.) with 12 touchdowns in 10 starts in 2021... Was named second-team All-Missouri Valley and to the MVFC All-Newcomer Team in his first year with the Penguins after rushing 133 times for 691 yards (5.2 avg.) with five scores... Played two seasons at Notre Dame College (2018-19) prior to arriving at Youngstown State, where he started 27-of-28 games played and racked up 4,737 yards on 723 rushing attempts (6.6 avg.) with 48 scores... Led NCAA DII in all-purpose yards (2,526), rushing yards (2,316), total touchdowns (33) and scoring (198) while finishing with the second most rushing scores (30) in 14 starts in 2019... Led the country in all-purpose yards (2,699) and rushing yards (2,421) while ranking ninth in rushing touchdowns (18) and 10th in total scores (19) in 14 games (13 starts) in 2018... Set NCAA DII records for most single-season rushing yards by a freshman and most single-season all-purpose yards gained by a freshman (2,699).

**PERSONAL:** McLaughlin attended Forest Hills High School in Marshville, N.C. where he recorded 2,129 rushing yards on 269





carries (7.9 avg.) with 29 scores in his final two seasons... Was a member of a state championship basketball team and won two state titles in track and field... Was the 2A State Championship in the 200 meters and 400 meters in 2018... Was also part of the 4x100 and 4x200 state champion relay teams... Jaleel McLaughlin (pronounced muh-GLOFF-lin) was born on Sept. 13, 2000 in Raleigh, N.C.

**Transactions**

Signed by Denver as a college free agent 5/12/23.

**REGULAR SEASON COMPARISON: RECEIVING - LOS ANGELES CHARGERS**

| DATE          | OPP         | W/L | GP/GS          | REC      | YDS.      | AVG.       | TD       | LG        | TGTS     | YAC       |
|---------------|-------------|-----|----------------|----------|-----------|------------|----------|-----------|----------|-----------|
| 12/10/23      | DEN @ LAC   | W   | P              | 1        | 7         | 7.0        | 0        | 7         | 2        | 14        |
| 12/31/23      | DEN vs. LAC | W   | S              | 3        | 18        | 6.0        | 0        | 10        | 3        | 29        |
| <b>TOTALS</b> |             |     | <b>2/0 2/1</b> | <b>4</b> | <b>25</b> | <b>6.3</b> | <b>0</b> | <b>10</b> | <b>5</b> | <b>43</b> |

Jaleel McLaughlin's NFL Regular Season Rushing/Receiving Statistics

| DATE              | TEAM    | RUSHING   |          |            |            |            |           |          | RECEIVING |            |            |            |          |
|-------------------|---------|-----------|----------|------------|------------|------------|-----------|----------|-----------|------------|------------|------------|----------|
|                   |         | GP        | GS       | NO.        | YDS.       | AVG.       | LG        | TD       | NO.       | YDS.       | AVG.       | LG         | TD       |
| 2023              | Broncos | 17        | 3        | 76         | 410        | 5.4        | 38        | 1        | 31        | 160        | 5.2        | 22t        | 2        |
| 2024              | Broncos | 5         | 0        | 33         | 108        | 3.3        | 15        | 1        | 10        | 11         | 1.1        | 7          | 1        |
| <b>NFL TOTALS</b> |         | <b>22</b> | <b>3</b> | <b>109</b> | <b>518</b> | <b>4.8</b> | <b>38</b> | <b>2</b> | <b>41</b> | <b>171</b> | <b>4.2</b> | <b>22T</b> | <b>3</b> |





SINGLE-GAME HIGHS: RUSHING/RECEIVING

**Rush Attempts** 10 at Seattle Seahawks, Sep 08, 2024  
 9 at New York Jets, Sep 29, 2024  
 9 vs. New York Jets, Oct 08, 2023  
 8 vs. Los Angeles Chargers, Dec 31, 2023  
 7 at Kansas City Chiefs, Oct 12, 2023  
 ...1 more at 7.

**Rushing Yards** 72 at Chicago Bears, Oct 01, 2023  
 68 vs. New York Jets, Oct 08, 2023  
 46 at New York Jets, Sep 29, 2024  
 45 vs. Green Bay Packers, Oct 22, 2023  
 44 vs. Los Angeles Chargers, Dec 31, 2023

**Rushing Average** 10.3 at Chicago Bears, Oct 01, 2023  
 7.6 vs. New York Jets, Oct 08, 2023  
 5.5 vs. Los Angeles Chargers, Dec 31, 2023  
 5.1 at New York Jets, Sep 29, 2024  
 4.3 at Kansas City Chiefs, Oct 12, 2023

**Longest Runs** 38 vs. New York Jets, Oct 08, 2023  
 31 at Chicago Bears, Oct 01, 2023  
 23 vs. Green Bay Packers, Oct 22, 2023  
 21 vs. New York Jets, Oct 08, 2023  
 15 at Seattle Seahawks, Sep 08, 2024

**Rushing TDs** 1 at Tampa Bay Buccaneers, Sep 22, 2024  
 1 vs. Washington Commanders, Sep 17, 2023

**Receptions** 5 at Seattle Seahawks, Sep 08, 2024  
 5 vs. Minnesota Vikings, Nov 19, 2023  
 4 vs. New England Patriots, Dec 24, 2023  
 3 vs. Las Vegas Raiders, Oct 06, 2024  
 3 vs. Los Angeles Chargers, Dec 31, 2023  
 ...2 more at 3.

**Receiving Yards** 32 at Chicago Bears, Oct 01, 2023  
 30 vs. New England Patriots, Dec 24, 2023  
 21 vs. New York Jets, Oct 08, 2023  
 18 vs. Los Angeles Chargers, Dec 31, 2023  
 16 at Detroit Lions, Dec 16, 2023

**Receiving Average** 10.7 at Chicago Bears, Oct 01, 2023  
 7.5 vs. New England Patriots, Dec 24, 2023  
 7.0 vs. New York Jets, Oct 08, 2023  
 6.0 vs. Los Angeles Chargers, Dec 31, 2023  
 2.8 vs. Minnesota Vikings, Nov 19, 2023

**Longest Receptions** 22t vs. New York Jets, Oct 08, 2023  
 18t at Chicago Bears, Oct 01, 2023  
 11 vs. New England Patriots, Dec 24, 2023  
 11 at Chicago Bears, Oct 01, 2023  
 10 vs. Los Angeles Chargers, Dec 31, 2023

**Receiving TDs** 1 vs. Las Vegas Raiders, Oct 06, 2024  
 1 vs. New York Jets, Oct 08, 2023  
 1 at Chicago Bears, Oct 01, 2023

**All-Purpose Yards** 104 at Chicago Bears, Oct 01, 2023  
 89 vs. New York Jets, Oct 08, 2023  
 67 vs. New England Patriots, Dec 24, 2023  
 62 vs. Los Angeles Chargers, Dec 31, 2023  
 46 at New York Jets, Sep 29, 2024  
 ...1 more at 46.

**Most TDs** 1 vs. Las Vegas Raiders, Oct 06, 2024  
 1 at Tampa Bay Buccaneers, Sep 22, 2024  
 1 vs. New York Jets, Oct 08, 2023  
 ...2 more at 1.

**Scrimmage Yards** 104 at Chicago Bears, Oct 01, 2023  
 89 vs. New York Jets, Oct 08, 2023  
 67 vs. New England Patriots, Dec 24, 2023  
 62 vs. Los Angeles Chargers, Dec 31, 2023  
 46 at New York Jets, Sep 29, 2024  
 ...1 more at 46.






2023 GAME-BY-GAME REGULAR-SEASON STATISTICS (BRONCOS)

| DATE               | OPPONENT    | P/S         | RUSHING   |            |            |           |          | RECEIVING |            |            |            |          | W/L        | SCORE |
|--------------------|-------------|-------------|-----------|------------|------------|-----------|----------|-----------|------------|------------|------------|----------|------------|-------|
|                    |             |             | NO.       | YDS.       | AVG.       | LG        | TD       | NO.       | YDS.       | AVG.       | LG         | TD       |            |       |
| 09/10              | Raiders     | P           | 0         | 0          | 0.0        | 0         | 0        | 1         | -7         | -7.0       | -7         | 0        | L          | 16-17 |
| 09/17              | Commanders  | P           | 1         | 5          | 5.0        | 5t        | 1        | 0         | 0          | 0.0        | 0          | 0        | L          | 33-35 |
| 09/24              | at Dolphins | P           | 5         | 15         | 3.0        | 7         | 0        | 0         | 0          | 0.0        | 0          | 0        | L          | 20-70 |
| 10/01              | at Bears    | P           | 7         | 72         | 10.3       | 31        | 0        | 3         | 32         | 10.7       | 18t        | 1        | W          | 31-28 |
| 10/08              | Jets        | P           | 9         | 68         | 7.6        | 38        | 0        | 3         | 21         | 7.0        | 22t        | 1        | L          | 21-31 |
| 10/12              | at Chiefs   | S           | 7         | 30         | 4.3        | 9         | 0        | 2         | 12         | 6.0        | 7          | 0        | L          | 8-19  |
| 10/22              | Packers     | P           | 5         | 45         | 9.0        | 23        | 0        | 1         | 1          | 1.0        | 1          | 0        | W          | 19-17 |
| 10/29              | Chiefs      | P           | 4         | 33         | 8.3        | 13        | 0        | 2         | 6          | 3.0        | 4          | 0        | W          | 24-9  |
| 11/13              | at Bills    | P           | 6         | 8          | 1.3        | 5         | 0        | 2         | 4          | 2.0        | 3          | 0        | W          | 24-22 |
| 11/19              | Vikings     | P           | 1         | 1          | 1.0        | 1         | 0        | 5         | 14         | 2.8        | 9          | 0        | W          | 21-20 |
| 11/26              | Browns      | P           | 2         | 4          | 2.0        | 6         | 0        | 0         | 0          | 0.0        | 0          | 0        | W          | 29-12 |
| 12/03              | at Texans   | P           | 4         | 15         | 3.8        | 8         | 0        | 2         | 6          | 3.0        | 5          | 0        | L          | 17-22 |
| 12/10              | at Chargers | P           | 5         | 25         | 5.0        | 9         | 0        | 1         | 7          | 7.0        | 7          | 0        | W          | 24-7  |
| 12/16              | at Lions    | S           | 2         | 2          | 1.0        | 1         | 0        | 2         | 16         | 8.0        | 8          | 0        | L          | 17-42 |
| 12/24              | Patriots    | P           | 6         | 37         | 6.2        | 12        | 0        | 4         | 30         | 7.5        | 11         | 0        | L          | 23-26 |
| 12/31              | Chargers    | S           | 8         | 44         | 5.5        | 11        | 0        | 3         | 18         | 6.0        | 10         | 0        | W          | 16-9  |
| 01/07              | at Raiders  | P           | 4         | 6          | 1.5        | 6         | 0        | 0         | 0          | 0.0        | 0          | 0        | L          | 14-27 |
| <b>2023 TOTALS</b> |             | <b>17-3</b> | <b>76</b> | <b>410</b> | <b>5.4</b> | <b>38</b> | <b>1</b> | <b>31</b> | <b>160</b> | <b>5.2</b> | <b>22T</b> | <b>2</b> | <b>8-9</b> |       |

2024 GAME-BY-GAME REGULAR-SEASON STATISTICS (BRONCOS)

| DATE               | OPPONENT      | P/S        | RUSHING   |            |            |           |          | RECEIVING |           |            |          |          | W/L        | SCORE |
|--------------------|---------------|------------|-----------|------------|------------|-----------|----------|-----------|-----------|------------|----------|----------|------------|-------|
|                    |               |            | NO.       | YDS.       | AVG.       | LG        | TD       | NO.       | YDS.      | AVG.       | LG       | TD       |            |       |
| 09/08              | at Seahawks   | P          | 10        | 27         | 2.7        | 15        | 0        | 5         | 1         | 0.2        | 3        | 0        | L          | 20-26 |
| 09/15              | Steelers      | P          | 3         | 6          | 2.0        | 7         | 0        | 0         | 0         | 0.0        | 0        | 0        | L          | 6-13  |
| 09/22              | at Buccaneers | P          | 5         | 7          | 1.4        | 7         | 1        | 1         | 7         | 7.0        | 7        | 0        | W          | 26-7  |
| 09/29              | at Jets       | P          | 9         | 46         | 5.1        | 10        | 0        | 1         | 0         | 0.0        | 0        | 0        | W          | 10-9  |
| 10/06              | Raiders       | P          | 6         | 22         | 3.7        | 13        | 0        | 3         | 3         | 1.0        | 4t       | 1        | W          | 34-18 |
| <b>2024 TOTALS</b> |               | <b>5-0</b> | <b>33</b> | <b>108</b> | <b>3.3</b> | <b>15</b> | <b>1</b> | <b>10</b> | <b>11</b> | <b>1.1</b> | <b>7</b> | <b>1</b> | <b>3-2</b> |       |





29 CB



JA'QUAN  
**MCMILLIAN**

HEIGHT/WEIGHT: 5-10 / 183

COLLEGE: East Carolina

BIRTHDAY: Jun. 4, 2000

BORN: Winston-Salem, N.C.

NFL EXPERIENCE: 3rd YR

BRONCOS EXPERIENCE: 3rd YR

GP/GS: 22/7

ACQUIRED: CFA-'22

AT A GLANCE

- A third-year cornerback who appeared in 22 games (7 starts) with the Broncos from 2022-24, posting 83 tackles (62 solo), two sacks (15.0 yds.), two interceptions (14 yds.), six passes defended, two forced fumbles and two fumble recoveries.
- Became the first Broncos' undrafted cornerback since CB Chris Harris Jr. in 2012 to have two or more interceptions within his first two seasons.
- Was one-of-three cornerbacks in team history (Ray Crockett, 1994; Darrent Williams, 2006) to recover two fumbles and intercept two passes in a single season in 2023.
- His seven tackles for loss in 2023 were the most by a Broncos' defensive back in team history and tied for the fourth most by any NFL cornerback in a single season.
- Totaled 50 tackles (37 solo), two sacks (15 yds.), two interceptions (14 yds.), five passes defended, two forced fumbles and two fumble recoveries in 2023.
- Started 29-of-33 games played in his three seasons (2019-21) with East Carolina University, totaling 127 tackles (97 solo), 12 interceptions (125 yds., 1 TD), 23 passes defended, two forced fumbles and two fumble recoveries.
- Named second-team All-AAC in 2021 after starting all 12 games played, notching 56 tackles (38 solo), five interceptions (42 yds., 1 TD), 11 passes defended, one forced fumble and two fumble recoveries.
- Started 5-of-9 games played in 2020, posting 33 tackles (27 solo), four interceptions (31 yds.) and three passes defended.
- Started all 12 games played in 2019, totaling 38 tackles (32 solo), three interceptions (52 yds.), nine passes defended and one forced fumble.
- Prepped at West Forsyth High School in Winston-Salem, N.C., collected 22 interceptions and two INT-TDs and named to the Winston-Salem Journal All-Northwest Area team on three occasions and was a four-time All-Central Piedmont performer.
- Signed by the Broncos as a college free agent on May 13, 2022.

**2024:** McMillian has appeared in five games (3 starts) for Denver, totaling 26 tackles (19 solo), one tackle for loss and two passes defended... Recorded a single-game career-high nine tackles (8 solo) at T.B. (9/22)... Tallied six tackles (4 solo) including one tackle for loss while adding one pass defended at NYJ (9/29)... Totaled five solo tackles and a pass defended vs. L.V. (10/6).

**2023:** McMillian totaled 50 tackles (37 solo), two sacks (15 yds.), two interceptions (14 yds.), five passes defended, two forced fumbles and two fumble recoveries... Totaled six tackles (3 solo) in the 21-point comeback win at Chi. (10/1)... Tallied seven tackles—including having three tackles for loss—and recorded his first career pass defended at K.C. (10/12)... Recorded his first career interception (5 yds.) off Chiefs QB Patrick Mahomes while also producing six tackles (5 solo), two tackles for loss and one pass defended in the win vs. K.C. (10/29)... Became the first Broncos defensive back since Pro Football Hall of Fame CB Champ Bailey in 2004 to produce two or more tackles for loss in multiple games of a season... Was also the first Broncos defensive back since Bailey in 2004 (at N.O., 11/21) to have at least two tackles for loss and an interception in a game... Recorded his first career forced fumble and fumble recovery after stripping the ball from Bills RB James Cook on the first play of the game at Buf. (11/13)... Became the third Broncos cornerback in team history to record two fumble recoveries and two interceptions in a season after intercepting a pass, recovering one fumble and making two tackles (1 solo) in the win vs. Min. (11/19)... Made five tackles (3 solo) in the win vs. Cle. (11/26)... Recorded his first career sack on Texans QB CJ Stroud for a five-yard loss while also forcing one fumble and made two tackles (1 solo) at Hou. (12/3)... Became the first Broncos cornerback since CB Ray Crockett in 1996 to record sacks in back-to-back games after totaling one sack (10 yds.), five solo tackles and one pass defended at LAC (12/10).

**2022:** McMillian started one game with the Broncos during his rookie season, posting 7 tackles (6 solo) in Week 18 vs. LAC (1/8)... Spent Weeks 1-17 competing on Denver's practice squad.

**COLLEGE:** McMillian started 29-of-33 games played in his three seasons (2019-21) at East Carolina University... Totaled 127 tackles (97 solo), 12 interceptions (125 yds., 1TD), 23 passes defended, two forced fumbles and two fumble recoveries during his collegiate career... Started all 12 games played in 2021, notching 56 tackles (38 solo), five interceptions (42 yds., 1 TD), 11 passes defended, one forced fumble and two fumble recoveries... Selected as a semifinalist for the Jim Thorpe Award, which





is an honor bestowed upon the nation’s top defensive back... Named second-team All-AAC and was selected to five All-America teams following his final season... Opened 5-of-9 games played in 2020, posting 33 tackles (27 solo), four interceptions (31 yds.) and three passes defended... Tallied 38 tackles (32 solo), three interceptions (52 yds.), nine passes defended and one forced fumble while starting all 12 games played in 2019.

**PERSONAL:** McMillian prepped at West Forsyth High School in Winston-Salem, N.C., where he earned six letters as a three-sport athlete... Named to the Winston-Salem Journal All-Northwest Area team on three occasions and was a four-time All-Central Piedmont performer... Named West Forsyth Male Athlete of the Year as a junior... Collected 22 interceptions and two INT-TDs in high school... Also competed in basketball and track... Ja’Quan McMillian was born on June 4, 2000, in Winston-Salem, N.C.

**Transactions**

Signed by Denver as a college free agent 5/13/22.

**REGULAR SEASON COMPARISON: DEFENSIVE - LOS ANGELES CHARGERS**

| DATE          | OPP         | W/L        | GP/GS      | TACKLES   |           |          |            |             |          | MISC     |          |          |          |          |          |   |
|---------------|-------------|------------|------------|-----------|-----------|----------|------------|-------------|----------|----------|----------|----------|----------|----------|----------|---|
|               |             |            |            | TOT       | SOLO      | ASST     | SACK       | YDS.        | INT      | TFL      | PD       | QBH      | TD       | FF       | FR       |   |
| 1/8/23        | DEN vs. LAC | W          | S          | 7         | 6         | 1        | 0.0        | 0.0         | 0        | 0        | 0        | 0        | 0        | 0        | 0        | 0 |
| 12/10/23      | DEN @ LAC   | W          | P          | 5         | 5         | 0        | 1.0        | 10.0        | 0        | 2        | 1        | 2        | 0        | 0        | 0        |   |
| 12/31/23      | DEN vs. LAC | W          | S          | 2         | 2         | 0        | 0.0        | 0.0         | 0        | 0        | 0        | 0        | 0        | 0        | 0        |   |
| <b>TOTALS</b> |             | <b>3/0</b> | <b>3/2</b> | <b>14</b> | <b>13</b> | <b>1</b> | <b>1.0</b> | <b>10.0</b> | <b>0</b> | <b>2</b> | <b>1</b> | <b>2</b> | <b>0</b> | <b>0</b> | <b>0</b> |   |

Ja’Quan McMillian's NFL Regular Season Defensive Statistics

| DATE              | TEAM    | GP        | GS       | TACKLES   |           |           |          |           |            | INTERCEPTIONS |          |          |           |          |          | O. FUMB  |          |          |          | ST       |          |          |          | MISC     |          |          |          |   |
|-------------------|---------|-----------|----------|-----------|-----------|-----------|----------|-----------|------------|---------------|----------|----------|-----------|----------|----------|----------|----------|----------|----------|----------|----------|----------|----------|----------|----------|----------|----------|---|
|                   |         |           |          | TK        | S         | A         | TFL      | YDS       | SK         | YDS           | QBH      | NO       | YDS       | LG       | TD       | PD       | FF       | FR       | TD       | YDS      | TK       | S        | A        | FF       | FR       | S        | A        |   |
| 2022              | Broncos | 1         | 1        | 7         | 6         | 1         | 0        | 0         | 0.0        | 0.0           | 0        | 0        | 0         | 0        | 0        | 0        | 0        | 0        | 0        | 0        | 0        | 0        | 0        | 0        | 0        | 0        | 0        | 0 |
| 2023              | Broncos | 16        | 3        | 50        | 37        | 13        | 7        | 33        | 2.0        | 15.0          | 3        | 2        | 14        | 9        | 0        | 4        | 2        | 2        | 0        | 5        | 1        | 0        | 1        | 0        | 0        | 0        | 0        |   |
| 2024              | Broncos | 5         | 3        | 26        | 19        | 7         | 1        | 1         | 0.0        | 0.0           | 0        | 0        | 0         | 0        | 0        | 2        | 0        | 0        | 0        | 0        | 0        | 0        | 0        | 0        | 0        | 0        | 0        |   |
| <b>NFL TOTALS</b> |         | <b>22</b> | <b>7</b> | <b>83</b> | <b>62</b> | <b>21</b> | <b>8</b> | <b>34</b> | <b>2.0</b> | <b>15.0</b>   | <b>3</b> | <b>2</b> | <b>14</b> | <b>9</b> | <b>0</b> | <b>6</b> | <b>2</b> | <b>2</b> | <b>0</b> | <b>5</b> | <b>1</b> | <b>0</b> | <b>1</b> | <b>0</b> | <b>0</b> | <b>0</b> | <b>0</b> |   |

**SINGLE-GAME HIGHS: DEFENSIVE**

**Total Tackles** 9 at Tampa Bay Buccaneers, Sep 22, 2024  
 7 at Kansas City Chiefs, Oct 12, 2023  
 7 vs. Los Angeles Chargers, Jan 08, 2023  
 6 at New York Jets, Sep 29, 2024  
 6 vs. Kansas City Chiefs, Oct 29, 2023  
 ...1 more at 6.

**Solo Tackles** 8 at Tampa Bay Buccaneers, Sep 22, 2024  
 7 at Kansas City Chiefs, Oct 12, 2023  
 6 vs. Los Angeles Chargers, Jan 08, 2023  
 5 vs. Las Vegas Raiders, Oct 06, 2024  
 5 at Los Angeles Chargers, Dec 10, 2023  
 ...1 more at 5.

**Passes Defended** 1 vs. Las Vegas Raiders, Oct 06, 2024  
 1 at New York Jets, Sep 29, 2024  
 1 at Los Angeles Chargers, Dec 10, 2023  
 ...3 more at 1.

**Tackles For Loss** 3 at Kansas City Chiefs, Oct 12, 2023  
 2 at Los Angeles Chargers, Dec 10, 2023  
 2 vs. Kansas City Chiefs, Oct 29, 2023  
 1 at New York Jets, Sep 29, 2024





2023 GAME-BY-GAME REGULAR-SEASON STATISTICS (BRONCOS)

| DATE               | OPPONENT    | P/S         | TACKLES          |           |           |          |          |           |          | INTERCEPTIONS |           |          |          |           | O. FUMB  |          |          |          | ST       |          |          |          | MISC     |          |          | SCORE    |          |          |          |            |
|--------------------|-------------|-------------|------------------|-----------|-----------|----------|----------|-----------|----------|---------------|-----------|----------|----------|-----------|----------|----------|----------|----------|----------|----------|----------|----------|----------|----------|----------|----------|----------|----------|----------|------------|
|                    |             |             | TK               | S         | A         | SK       | YDS      | TFL       | YDS      | QBH           | NO        | YDS      | LG       | TD        | PD       | FF       | FR       | TD       | YDS      | TK       | S        | A        | FF       | FR       | S        |          | A        | W/L      |          |            |
| 09/10              | Raiders     |             | ON INACTIVE LIST |           |           |          |          |           |          |               |           |          |          |           |          |          |          |          |          |          |          | L        | 16-17    |          |          |          |          |          |          |            |
| 09/17              | Commanders  | P           | 0                | 0         | 0         | 0        | 0        | 0         | 0        | 0             | 0         | 0        | 0        | 0         | 0        | 0        | 0        | 0        | 0        | 0        | 0        | 0        | 0        | 0        | 0        | 0        | L        | 33-35    |          |            |
| 09/24              | at Dolphins | P           | 0                | 0         | 0         | 0        | 0        | 0         | 0        | 0             | 0         | 0        | 0        | 0         | 0        | 0        | 0        | 0        | 0        | 0        | 0        | 0        | 0        | 0        | 0        | L        | 20-70    |          |          |            |
| 10/01              | at Bears    | P           | 6                | 3         | 3         | 0        | 0        | 0         | 0        | 0             | 0         | 0        | 0        | 0         | 0        | 0        | 0        | 0        | 0        | 0        | 0        | 0        | 0        | 0        | 0        | W        | 31-28    |          |          |            |
| 10/08              | Jets        | P           | 4                | 3         | 1         | 0        | 0        | 0         | 0        | 0             | 0         | 0        | 0        | 0         | 0        | 0        | 0        | 0        | 0        | 0        | 0        | 0        | 0        | 0        | 0        | L        | 21-31    |          |          |            |
| 10/12              | at Chiefs   | P           | 7                | 7         | 0         | 0        | 0        | 0         | 3        | 4             | 0         | 0        | 0        | 0         | 0        | 1        | 0        | 0        | 0        | 0        | 0        | 0        | 0        | 0        | 0        | L        | 8-19     |          |          |            |
| 10/22              | Packers     | P           | 0                | 0         | 0         | 0        | 0        | 0         | 0        | 0             | 0         | 0        | 0        | 0         | 0        | 0        | 0        | 0        | 0        | 0        | 0        | 0        | 0        | 0        | 0        | W        | 19-17    |          |          |            |
| 10/29              | Chiefs      | P           | 6                | 5         | 1         | 0        | 0        | 0         | 2        | 3             | 0         | 1        | 5        | 5         | 0        | 1        | 0        | 0        | 0        | 0        | 0        | 0        | 0        | 0        | 0        | W        | 24-9     |          |          |            |
| 11/13              | at Bills    | S           | 5                | 4         | 1         | 0        | 0        | 0         | 0        | 0             | 0         | 0        | 0        | 0         | 0        | 0        | 1        | 1        | 0        | 0        | 0        | 0        | 0        | 0        | 0        | W        | 24-22    |          |          |            |
| 11/19              | Vikings     | P           | 2                | 1         | 1         | 0        | 0        | 0         | 0        | 0             | 0         | 1        | 9        | 9         | 0        | 1        | 0        | 1        | 0        | 5        | 0        | 0        | 0        | 0        | 0        | W        | 21-20    |          |          |            |
| 11/26              | Browns      | S           | 5                | 3         | 2         | 0        | 0        | 0         | 0        | 0             | 0         | 0        | 0        | 0         | 0        | 0        | 0        | 0        | 0        | 0        | 0        | 0        | 0        | 0        | 0        | W        | 29-12    |          |          |            |
| 12/03              | at Texans   | P           | 2                | 1         | 1         | 1        | 0        | 5         | 0        | 0             | 1         | 0        | 0        | 0         | 0        | 0        | 1        | 0        | 0        | 0        | 0        | 0        | 0        | 0        | 0        | L        | 17-22    |          |          |            |
| 12/10              | at Chargers | P           | 5                | 5         | 0         | 1        | 0        | 10        | 2        | 26            | 2         | 0        | 0        | 0         | 0        | 1        | 0        | 0        | 0        | 0        | 0        | 0        | 0        | 0        | 0        | W        | 24-7     |          |          |            |
| 12/16              | at Lions    | P           | 3                | 2         | 1         | 0        | 0        | 0         | 0        | 0             | 0         | 0        | 0        | 0         | 0        | 0        | 0        | 0        | 0        | 0        | 0        | 0        | 0        | 0        | 0        | L        | 17-42    |          |          |            |
| 12/24              | Patriots    | P           | 0                | 0         | 0         | 0        | 0        | 0         | 0        | 0             | 0         | 0        | 0        | 0         | 0        | 0        | 0        | 0        | 0        | 0        | 0        | 0        | 0        | 0        | 0        | L        | 23-26    |          |          |            |
| 12/31              | Chargers    | S           | 2                | 2         | 0         | 0        | 0        | 0         | 0        | 0             | 0         | 0        | 0        | 0         | 0        | 0        | 0        | 0        | 0        | 0        | 0        | 0        | 0        | 0        | 0        | W        | 16-9     |          |          |            |
| 01/07              | at Raiders  | P           | 3                | 1         | 2         | 0        | 0        | 0         | 0        | 0             | 0         | 0        | 0        | 0         | 0        | 0        | 0        | 0        | 0        | 0        | 1        | 0        | 1        | 0        | 0        | L        | 14-27    |          |          |            |
| <b>2023 TOTALS</b> |             | <b>16-3</b> | <b>50</b>        | <b>37</b> | <b>13</b> | <b>2</b> | <b>0</b> | <b>15</b> | <b>0</b> | <b>7</b>      | <b>33</b> | <b>3</b> | <b>2</b> | <b>14</b> | <b>9</b> | <b>0</b> | <b>4</b> | <b>2</b> | <b>2</b> | <b>0</b> | <b>5</b> | <b>1</b> | <b>0</b> | <b>1</b> | <b>0</b> | <b>0</b> | <b>0</b> | <b>0</b> | <b>0</b> | <b>8-9</b> |

2024 GAME-BY-GAME REGULAR-SEASON STATISTICS (BRONCOS)

| DATE               | OPPONENT      | P/S        | TACKLES   |           |          |          |          |          |          | INTERCEPTIONS |          |          |          |          | O. FUMB  |          |          |          | ST       |          |          |          | MISC     |          |          | SCORE    |          |          |          |            |
|--------------------|---------------|------------|-----------|-----------|----------|----------|----------|----------|----------|---------------|----------|----------|----------|----------|----------|----------|----------|----------|----------|----------|----------|----------|----------|----------|----------|----------|----------|----------|----------|------------|
|                    |               |            | TK        | S         | A        | SK       | YDS      | TFL      | YDS      | QBH           | NO       | YDS      | LG       | TD       | PD       | FF       | FR       | TD       | YDS      | TK       | S        | A        | FF       | FR       | S        |          | A        | W/L      |          |            |
| 09/08              | at Seahawks   | S          | 4         | 2         | 2        | 0        | 0        | 0        | 0        | 0             | 0        | 0        | 0        | 0        | 0        | 0        | 0        | 0        | 0        | 0        | 0        | 0        | 0        | 0        | 0        | 0        | L        | 20-26    |          |            |
| 09/15              | Steelers      | P          | 2         | 0         | 2        | 0        | 0        | 0        | 0        | 0             | 0        | 0        | 0        | 0        | 0        | 0        | 0        | 0        | 0        | 0        | 0        | 0        | 0        | 0        | 0        | 0        | L        | 6-13     |          |            |
| 09/22              | at Buccaneers | S          | 9         | 8         | 1        | 0        | 0        | 0        | 0        | 0             | 0        | 0        | 0        | 0        | 0        | 0        | 0        | 0        | 0        | 0        | 0        | 0        | 0        | 0        | 0        | 0        | W        | 26-7     |          |            |
| 09/29              | at Jets       | P          | 6         | 4         | 2        | 0        | 0        | 0        | 1        | 1             | 0        | 0        | 0        | 0        | 0        | 1        | 0        | 0        | 0        | 0        | 0        | 0        | 0        | 0        | 0        | 0        | W        | 10-9     |          |            |
| 10/06              | Raiders       | S          | 5         | 5         | 0        | 0        | 0        | 0        | 0        | 0             | 0        | 0        | 0        | 0        | 0        | 1        | 0        | 0        | 0        | 0        | 0        | 0        | 0        | 0        | 0        | 0        | W        | 34-18    |          |            |
| <b>2024 TOTALS</b> |               | <b>5-3</b> | <b>26</b> | <b>19</b> | <b>7</b> | <b>0</b> | <b>0</b> | <b>0</b> | <b>1</b> | <b>1</b>      | <b>0</b> | <b>0</b> | <b>0</b> | <b>0</b> | <b>0</b> | <b>2</b> | <b>0</b> | <b>0</b> | <b>0</b> | <b>0</b> | <b>0</b> | <b>0</b> | <b>0</b> | <b>0</b> | <b>0</b> | <b>0</b> | <b>0</b> | <b>0</b> | <b>0</b> | <b>3-2</b> |





77 G



**QUINN  
MEINERZ**

**HEIGHT/WEIGHT:** 6-3 / 320

**COLLEGE:** Wisconsin-Whitewater

**BIRTHDAY:** Nov. 15, 1998

**BORN:** Hartford, Wis.

**NFL EXPERIENCE:** 4th YR

**BRONCOS EXPERIENCE:** 4th YR

**GP/GS:** 50/44

**ACQUIRED:** D3a-'21

**AT A GLANCE**

- 🐾 A fourth-year interior offensive lineman who started 44-of-50 games played at guard for Denver from 2021-24. Named a team captain for the first time in his career for the 2024 season.
- 🐾 Played in 1,037-of-1,072 offensive snaps (96.7%) and started all 17 games at right guard for the Broncos in 2023.
- 🐾 Started all 13 games played at RG during the 2022 season, totaling 752 offensive snaps and allowing only three sacks on 479 pass-blocking snaps.
- 🐾 Appeared in 15 games (9 starts) (8 at RG; 1 at LG) during his rookie campaign in 2021.
- 🐾 Appeared in 31 games (29 starts) over three seasons (2017-19) at the University of Wisconsin-Whitewater.
- 🐾 Became the fifth Division-III player to be selected in the top 100 of an NFL draft.
- 🐾 Started all 15 games in 2019, helping the Warhawks lead the Wisconsin Intercollegiate Athletic Conference in rushing (195.7 ypg) and first downs (310), while averaging 30.1 points and 376.7 yards per game.
- 🐾 Earned All-Wisconsin Intercollegiate Athletic Conference, Associated Press and American Football Coaches Association first-team honors in 2019.
- 🐾 Opened all 14 games in 2018, helping an offensive line that led the WIAC in scoring (39.2 ppg), rushing (240.5 ypg) and total offense (435.8 ypg), while ranking in the top 25 in scoring, first downs (260) and passing yards per completion (15.1).
- 🐾 Played two games during his true freshman season at Wisconsin-Whitewater in 2017, earning WIAC Scholastic Honor Roll honors.
- 🐾 Prepped at Hartford Union High School in Hartford, Wisc., where he competed in football, track & field and wrestling, while earning honorable mention all-state for offensive and defensive linemen.
- 🐾 Selected by the Broncos in the third round (98th overall) of the 2021 NFL Draft.

**2023:** Meinerz started all 17 games at right guard for the Broncos, totaling 1,037-of-1,072 offensive snaps (96.7%) for the team.

**2022:** Meinerz started all 13 games played at RG, totaling 752 offensive snaps and allowing only three sacks on 479 pass-blocking snaps... Did not play or was inactive from Weeks 2-5.

**2021:** Meinerz, who was selected by the Broncos in the third round (98th overall), appeared in 15 games (9 starts) (8 at RG; 1 at LG) during his rookie campaign... Made his NFL debut in a reserve role vs. NYJ (9/26)... Made first career start and opened the game at left guard vs. Bal. (10/3)... Collected second career start and opened his first career game at right guard vs. Phi. (11/14)... Started the final eight games of the season at right guard.

**COLLEGE:** Meinerz's 2020 collegiate season was canceled due to the COVID-19 pandemic... Started all 15 games played for the University of Wisconsin-Whitewater in 2019, earning All-Wisconsin Intercollegiate Athletic Conference, Associated Press and American Football Coaches Association first-team honors... Helped the Warhawks lead the WIAC in rushing (195.7 ypg) and first downs (310), while averaging 30.1 points and 376.7 yards per game... Aided the team in advancing to Stagg Bowl XLVII, the Division-III national championship game... Won the team's Glen Wills Offensive Lineman Award along with the Most Valuable Player award... Named to WIAC Scholastic Honor Roll... Opened all 14 games for the Warhawks during his sophomore season in 2018... Named first-team All-Wisconsin Intercollegiate Athletic Conference and was a National Strength and Conditioning Association All-American for his commitment to strength and conditioning... Helped the team lead the conference in scoring (39.2 ppg), rushing (240.5 ypg) and total offense (435.8 ypg), while ranking in the top 25 in scoring, first downs (260) and passing yards per completion (15.1)... Played two games during his true freshman season in 2017... Named to the WIAC Scholastic Honor Roll.

**PERSONAL:** Meinerz attended Hartford Union High School in Hartford, Wisc., where he was named honorable mention all-state for offensive and defensive linemen during his tenure... Competed in football, track & field and wrestling... Participated in the 2021 Senior Bowl... Quinn Meinerz (pronounced: minors) was born on Nov. 15, 1998, in Hartford, Wisc.







Transactions

Signed by Denver as a draft choice 7/24/21.

Quinn Meinerz's NFL Regular Season Statistics

| DATE              | TEAM    | GP        | GS        |
|-------------------|---------|-----------|-----------|
| 2021              | Broncos | 15        | 9         |
| 2022              | Broncos | 13        | 13        |
| 2023              | Broncos | 17        | 17        |
| 2024              | Broncos | 5         | 5         |
| <b>NFL TOTALS</b> |         | <b>50</b> | <b>44</b> |

2021 GAME-BY-GAME REGULAR-SEASON STATISTICS (BRONCOS)

| DATE               | OPPONENT      | P/S         |                           | W/L         | SCORE |
|--------------------|---------------|-------------|---------------------------|-------------|-------|
| 09/12              | at Giants     |             | DID NOT PLAY (NON-INJURY) | W           | 27-13 |
| 09/19              | at Jaguars    |             | DID NOT PLAY (NON-INJURY) | W           | 23-13 |
| 09/26              | Jets          | P           |                           | W           | 26-0  |
| 10/03              | Ravens        | S           |                           | L           | 7-23  |
| 10/10              | at Steelers   | P           |                           | L           | 19-27 |
| 10/17              | Raiders       | P           |                           | L           | 24-34 |
| 10/21              | at Browns     | P           |                           | L           | 14-17 |
| 10/31              | Football Team | P           |                           | W           | 17-10 |
| 11/07              | at Cowboys    | P           |                           | W           | 30-16 |
| 11/14              | Eagles        | S           |                           | L           | 13-30 |
| 11/28              | Chargers      | S           |                           | W           | 28-13 |
| 12/05              | at Chiefs     | S           |                           | L           | 9-22  |
| 12/12              | Lions         | S           |                           | W           | 38-10 |
| 12/19              | Bengals       | S           |                           | L           | 10-15 |
| 12/26              | at Raiders    | S           |                           | L           | 13-17 |
| 01/02              | at Chargers   | S           |                           | L           | 13-34 |
| 01/08              | Chiefs        | S           |                           | L           | 24-28 |
| <b>2021 TOTALS</b> |               | <b>15-9</b> |                           | <b>7-10</b> |       |





2022 GAME-BY-GAME REGULAR-SEASON STATISTICS (BRONCOS)

| DATE               | OPPONENT    | P/S          |                           | W/L         | SCORE      |
|--------------------|-------------|--------------|---------------------------|-------------|------------|
| 09/12              | at Seahawks | S            |                           | L           | 16-17      |
| 09/18              | Texans      |              | ON INACTIVE LIST          | W           | 16-9       |
| 09/25              | 49ers       |              | DID NOT PLAY (NON-INJURY) | W           | 11-10      |
| 10/02              | at Raiders  |              | ON INACTIVE LIST          | L           | 23-32      |
| 10/06              | Colts       |              | INACTIVE                  | L           | 9-12+      |
| 10/17              | at Chargers | S            |                           | L           | 16-19<br>+ |
| 10/23              | Jets        | S            |                           | L           | 9-16       |
| 10/30              | at Jaguars  | S            |                           | W           | 21-17      |
| 11/13              | at Titans   | S            |                           | L           | 10-17      |
| 11/20              | Raiders     | S            |                           | L           | 16-22<br>+ |
| 11/27              | at Panthers | S            |                           | L           | 10-23      |
| 12/04              | at Ravens   | S            |                           | L           | 9-10       |
| 12/11              | Chiefs      | S            |                           | L           | 28-34      |
| 12/18              | Cardinals   | S            |                           | W           | 24-15      |
| 12/25              | at Rams     | S            |                           | L           | 14-51      |
| 01/01              | at Chiefs   | S            |                           | L           | 24-27      |
| 01/08              | Chargers    | S            |                           | W           | 31-28      |
| <b>2022 TOTALS</b> |             | <b>13-13</b> |                           | <b>5-12</b> |            |

+ - Overtime





19 WR



# MARVIN MIMS JR.

**HEIGHT/WEIGHT:** 5-11 / 184

**COLLEGE:** Oklahoma

**BIRTHDAY:** Mar. 19, 2002

**BORN:** Frisco, Texas

**NFL EXPERIENCE:** 2nd YR

**BRONCOS EXPERIENCE:** 2nd YR

**GP/GS:** 21/8

**ACQUIRED:** D2-'23

## AT A GLANCE

- A second-year wide receiver who became the second Broncos' rookie in team history to be selected as a Pro Bowler and Associated Press All-Pro in the same season in 2023.
- Appeared in 21 games (8 starts) for the Broncos (2023-24), catching 25 passes for 403 yards (16.1 avg.) with one touchdown and rushing 10 times for 47 yards (4.7 avg.).
- Had also returned 18 kickoffs for 466 yards (25.9 avg.) with one touchdown and 31 punts for 465 yards (15.0 avg.).
- Totaled 709 return yards during his rookie season in 2023, the most by a Broncos' rookie since WR Eddie Royal (740) in 2008.
- Appeared in 37 games (24 starts) at the University of Oklahoma (2020-22), recording 123 receptions for 2,398 yards (19.5 avg.) with 20 touchdowns.
- Rushed five times for 35 yards (7.0 avg.) and also returned 33 punts for 391 yards (11.8 avg.) and three kickoffs for 70 yards (23.3 avg.).
- Was named first-team All-Big 12 by the conference coaches and second-team All-Big 12 by the Associated Press in 2022 after leading the Sooners with 54 catches for 1,083 yards (20.1 avg.) with six scores in 13 games (12 starts).
- Started 11-of-13 games played in 2021, leading the team with 705 yards on 32 catches (22.0 avg.) with five touchdowns to earn All-Big 12 honorable mention accolades.
- Was named second-team All-Big 12 by the league's coaches and media after playing in 11 games (1 start) and leading the team with 610 yards on 37 receptions (16.5 avg.) with nine scores in 2020.
- Became the first Oklahoma wide receiver to earn FWAA Freshman All-America status and also received Freshman All-America honors from The Athletic and ESPN.
- Prepped at Lone Star High School in Frisco, Texas, where he became the Texas high school state record holder in career receiving yards (5,485) and single-season receiving yards (2,629).
- Selected by the Broncos in the second round (63rd overall) of the 2023 NFL Draft.

## MIMS' TROPHY CASE

|                       |      |
|-----------------------|------|
| Pro Bowl (1)          | 2023 |
| All-Pro (second team) | 2023 |

**2024:** Mims Jr. returned three kickoffs for 69 yards (23.0 avg.) and five punts for 47 yards (9.4 avg.) in the season opener at Sea. (9/8)... His 116 total return yards were the most by a Bronco in a Week 1 matchup since former Broncos WR Eric Decker (128) in 2011 (vs. Oak., 9/12)... Rushed once for 17 yards and caught one pass for seven yards along with returning two punts for 54 yards (27.0 avg.) vs. L.V. (10/6).

**2023:** Mims Jr. became the second Broncos' rookie in team history to be selected to the Pro Bowl and Associated Press All-Pro team same season... Caught 22 passes for 377 yards (17.1 avg.) with one touchdown and rushed nine times for 30 yards (3.3 avg.) during his rookie season... Also returned 15 kickoffs for 397 yards (26.5 avg.) with one touchdown and 19 punts for 312 yards (16.4 avg.)... His 709 return yards were the most by a Broncos' rookie since WR Eddie Royal (740) in 2008... Made his NFL debut in the season opener vs. L.V. (9/10), catching two passes for nine yards (4.5 avg.) and returning two kickoffs for 55 yards (27.5 avg.)... His 55 kickoff return yards were the most by a Bronco in a Week 1 game since CB Perrish Cox's 62 in 2010 (at Jac., 9/12)... It was also the most kickoff return yards by a Broncos rookie since WR Tyrie Cleveland's 77 yards in 2020 (at K.C., 12/6)... Caught two passes for 113 yards (56.5 avg.), including his first NFL touchdown of 60 yards from QB Russell Wilson, vs. Was. (9/17)... Also rushed twice for 10 yards (5.0 avg.) and returned one punt for 45 yards (45.0 avg.)... With catches of 60 and 53 yards, became the first Bronco rookie since the AFL-NFL merger to record multiple catches of 50+ yards in the same game... Also became the first Bronco rookie and eighth NFL rookie since 1998 to record three plays of 45 or more yards in a single game with his catches of 53 and 60 yards and punt return of 45 yards... Caught three passes for 73 yards (24.3 avg.) and also returned two kickoffs for 121 yards (60.5 avg.), including returning one for a 99-yard score, at Mia.





(9/24)... His 99-yard kickoff return touchdown was the fifth-longest by a Bronco and the first kickoff return score by a Denver player since former Broncos WR Trindon Holliday in 2013 (vs. Phi., 9/29)... Returned a punt 25 yards to help set up a score and also caught two passes for 47 yards to help the Broncos win at Chi. (10/1)... His 48-yard reception from Wilson in the fourth quarter helped set up the game-winning 51-yard field goal by K Wil Lutz... Caught three passes for a team-high 63 yards (21.0 avg.) and also returned three punts for 59 yards (19.7 avg.) and two kickoffs for 28 yards (14.0 avg.) vs. N.E. (12/24).

**COLLEGE:** Mims Jr. appeared in 37 games (24 starts) at Oklahoma (2020-22), where he caught 213 passes for 2,398 yards (19.5 avg.) with 20 scores... Also rushed five times for 35 yards (7.0 avg.) while returning 33 punts for 391 yards (11.8 avg.) and three kickoffs for 70 yards (23.3 avg.)... Was named first-team All-Big 12 by the league's coaches and second-team All-Big 12 by the Associated Press in 2022 after playing in 13 games (12 starts)... Led the team with 54 receptions for 1,083 yards (20.1 avg.) with six touchdowns... Led the conference in yards per reception while also ranking second in receiving yards and receiving yards per game (83.3)... Also returned 10 punts for 160 yards (16.0 avg.)... Started 11-of-13 games played during 2021, leading the team with 705 yards on 32 catches (22.0 avg.) with five touchdowns to earn All-Big 12 honorable mention accolades... Led the conference and ranked fourth in the nation in yards per reception... Also returned 10 punts for 69 yards (6.9 avg.) and two kickoffs for 51 yards (25.5 avg.)... Became the first Oklahoma wide receiver to earn FWAAs Freshman All-America status and also received Freshman All-American honors from The Athletic and ESPN in 2020... Was named second-team All-Big 12 by the league's coaches and media after playing in 11 games (1 start) and leading the team with 610 yards on 37 receptions (16.5 avg.) with nine scores... His nine receiving scores were a Big 12 true freshman record... Also ranked eighth nationally with a 12.5 punt return average (162 yards on 13 returns).

**PERSONAL:** Mims Jr. was the Texas high school state record holder in career receiving yards (5,485) and single-season receiving yards (2,629)... Also recorded 32 touchdowns on 117 catches during his senior season at Lone Star High School in Frisco, Texas... Produced over 5,400 receiving yards and more than 60 touchdowns during his high school career... Was a finance major at the University of Oklahoma... Marvin Mims Jr. was born on March 19, 2002, in Frisco, Texas.

**BRONCOS ROOKIES TO BE NAMED TO PRO BOWL**

| Player          | Pos. | Year |
|-----------------|------|------|
| Marvin Mims Jr. | KR   | 2023 |
| Phillip Lindsay | RB   | 2018 |
| Von Miller      | OLB  | 2011 |
| Jim Fraser      | LB   | 1962 |
| Donnie Stone    | FB   | 1961 |

**Transactions**

Signed by Denver as a draft pick 5/16/23.

**REGULAR SEASON COMPARISON: RECEIVING - LOS ANGELES CHARGERS**

| DATE          | OPP       | W/L | GP/GS          | REC      | YDS.      | AVG.       | TD       | LG       | TGTS     | YAC       |
|---------------|-----------|-----|----------------|----------|-----------|------------|----------|----------|----------|-----------|
| 12/10/23      | DEN @ LAC | W   | S              | 2        | 11        | 5.5        | 0        | 8        | 3        | 20        |
| <b>TOTALS</b> |           |     | <b>1/0 1/1</b> | <b>2</b> | <b>11</b> | <b>5.5</b> | <b>0</b> | <b>8</b> | <b>3</b> | <b>20</b> |

**Marvin Mims Jr.'s NFL Regular Season Rushing/Receiving Statistics**

| DATE              | TEAM    | RECEIVING |          |           |            |             |            |          | RUSHING   |           |            |           |          |
|-------------------|---------|-----------|----------|-----------|------------|-------------|------------|----------|-----------|-----------|------------|-----------|----------|
|                   |         | GP        | GS       | NO.       | YDS.       | AVG.        | LG         | TD       | NO.       | YDS.      | AVG.       | LG        | TD       |
| 2023              | Broncos | 16        | 7        | 22        | 377        | 17.1        | 60t        | 1        | 9         | 30        | 3.3        | 11        | 0        |
| 2024              | Broncos | 5         | 1        | 3         | 26         | 8.7         | 9          | 0        | 1         | 17        | 17.0       | 17        | 0        |
| <b>NFL TOTALS</b> |         | <b>21</b> | <b>8</b> | <b>25</b> | <b>403</b> | <b>16.1</b> | <b>60T</b> | <b>1</b> | <b>10</b> | <b>47</b> | <b>4.7</b> | <b>17</b> | <b>0</b> |





Marvin Mims Jr.'s NFL Regular Season Return Statistics

|                   |         | KICKOFF RETURNS |            |             |            |          | PUNT RETURNS |           |            |             |           |          |
|-------------------|---------|-----------------|------------|-------------|------------|----------|--------------|-----------|------------|-------------|-----------|----------|
| DATE              | TEAM    | RET.            | YDS.       | AVG.        | LG         | TD       | NO.          | FC        | YDS.       | AVG.        | LG        | TD       |
| 2023              | Broncos | 15              | 397        | 26.5        | 99t        | 1        | 19           | 13        | 312        | 16.4        | 52        | 0        |
| 2024              | Broncos | 3               | 69         | 23.0        | 26         | 0        | 12           | 6         | 153        | 12.8        | 38        | 0        |
| <b>NFL TOTALS</b> |         | <b>18</b>       | <b>466</b> | <b>25.9</b> | <b>99T</b> | <b>1</b> | <b>31</b>    | <b>19</b> | <b>465</b> | <b>15.0</b> | <b>52</b> | <b>0</b> |

SINGLE-GAME HIGHS: RUSHING/RECEIVING

**Rush Attempts** 2 vs. Washington Commanders, Sep 17, 2023  
1 at Las Vegas Raiders, Jan 07, 2024  
1 at Detroit Lions, Dec 16, 2023  
1 at Houston Texans, Dec 03, 2023  
...4 more at 1.

**Rushing Yards** 17 vs. Las Vegas Raiders, Oct 06, 2024  
11 at Detroit Lions, Dec 16, 2023  
11 vs. Cleveland Browns, Nov 26, 2023  
10 vs. Washington Commanders, Sep 17, 2023  
8 at Houston Texans, Dec 03, 2023

**Longest Runs** 17 vs. Las Vegas Raiders, Oct 06, 2024  
11 at Detroit Lions, Dec 16, 2023  
11 vs. Cleveland Browns, Nov 26, 2023  
8 at Houston Texans, Dec 03, 2023  
8 vs. Washington Commanders, Sep 17, 2023

**Receptions** 3 vs. New England Patriots, Dec 24, 2023  
3 at Miami Dolphins, Sep 24, 2023  
2 at Los Angeles Chargers, Dec 10, 2023  
2 vs. Cleveland Browns, Nov 26, 2023  
...4 more at 2.

**Receiving Yards** 113 vs. Washington Commanders, Sep 17, 2023  
73 at Miami Dolphins, Sep 24, 2023  
63 vs. New England Patriots, Dec 24, 2023  
47 at Chicago Bears, Oct 01, 2023  
24 vs. Cleveland Browns, Nov 26, 2023

**Receiving Average** 24.3 at Miami Dolphins, Sep 24, 2023  
21.0 vs. New England Patriots, Dec 24, 2023

**Longest Receptions** 60t vs. Washington Commanders, Sep 17, 2023  
53 vs. Washington Commanders, Sep 17, 2023  
48 at Chicago Bears, Oct 01, 2023  
47 vs. New England Patriots, Dec 24, 2023  
38 at Miami Dolphins, Sep 24, 2023

**Receiving TDs** 1 vs. Washington Commanders, Sep 17, 2023

**All-Purpose Yards** 197 at Miami Dolphins, Sep 24, 2023  
168 vs. Washington Commanders, Sep 17, 2023  
150 vs. New England Patriots, Dec 24, 2023  
116 at Seattle Seahawks, Sep 08, 2024  
105 at Las Vegas Raiders, Jan 07, 2024

**Kickoff Returns** 3 at Seattle Seahawks, Sep 08, 2024  
2 at Las Vegas Raiders, Jan 07, 2024  
2 vs. New England Patriots, Dec 24, 2023  
2 at Detroit Lions, Dec 16, 2023  
...3 more at 2.

**Kickoff Return Yards** 121 at Miami Dolphins, Sep 24, 2023  
69 at Seattle Seahawks, Sep 08, 2024  
55 at Las Vegas Raiders, Jan 07, 2024  
55 vs. Las Vegas Raiders, Sep 10, 2023  
44 at Houston Texans, Dec 03, 2023

**Longest Kickoff Return** 99t at Miami Dolphins, Sep 24, 2023  
35 at Las Vegas Raiders, Jan 07, 2024  
31 vs. New England Patriots, Dec 24, 2023  
31 at Buffalo Bills, Nov 13, 2023  
30 vs. Las Vegas Raiders, Sep 10, 2023

**Kickoff Return TDs** 1 at Miami Dolphins, Sep 24, 2023

**Fair Catches** 4 at New York Jets, Sep 29, 2024  
2 vs. New England Patriots, Dec 24, 2023  
2 at Los Angeles Chargers, Dec 10, 2023  
2 at Houston Texans, Dec 03, 2023  
1 at Tampa Bay Buccaneers, Sep 22, 2024  
...8 more at 1.

**Punt Return Yards** 59 vs. New England Patriots, Dec 24, 2023  
54 vs. Las Vegas Raiders, Oct 06, 2024  
47 at Seattle Seahawks, Sep 08, 2024  
45 vs. Washington Commanders, Sep 17, 2023  
44 at Buffalo Bills, Nov 13, 2023

**Longest Punt Return** 52 vs. New England Patriots, Dec 24, 2023  
45 vs. Washington Commanders, Sep 17, 2023  
38 vs. Las Vegas Raiders, Oct 06, 2024  
31 vs. Kansas City Chiefs, Oct 29, 2023  
27 at Tampa Bay Buccaneers, Sep 22, 2024  
...1 more at 27.

**Punt Returns** 5 at Seattle Seahawks, Sep 08, 2024  
3 vs. Pittsburgh Steelers, Sep 15, 2024  
3 at Las Vegas Raiders, Jan 07, 2024  
3 vs. New England Patriots, Dec 24, 2023  
2 vs. Las Vegas Raiders, Oct 06, 2024  
...3 more at 2.

**Punt Return Average** 19.7 vs. New England Patriots, Dec 24, 2023  
11.0 at Las Vegas Raiders, Jan 07, 2024  
9.4 at Seattle Seahawks, Sep 08, 2024  
6.7 vs. Pittsburgh Steelers, Sep 15, 2024

**Kickoff Return Average** 23.0 at Seattle Seahawks, Sep 08, 2024

**Most TDs** 1 at Miami Dolphins, Sep 24, 2023  
1 vs. Washington Commanders, Sep 17, 2023

**Miscellaneous Tackles** 1 at Los Angeles Chargers, Dec 10, 2023  
1 at Houston Texans, Dec 03, 2023





100-YARD RECEIVING GAMES (1): REGULAR SEASON

| DATE     | TEAM           | NO. | YDS. | AVG. | LG  | TD |
|----------|----------------|-----|------|------|-----|----|
| 09/17/23 | COMMANDE<br>RS | 2   | 113  | 56.5 | 60t | 1  |

2023 GAME-BY-GAME REGULAR-SEASON STATISTICS (BRONCOS)

| DATE               | OPPONENT    | P/S         | RECEIVING        |            |             |            |          | RUSHING  |           |            |           |          | W/L        | SCO<br>RE |
|--------------------|-------------|-------------|------------------|------------|-------------|------------|----------|----------|-----------|------------|-----------|----------|------------|-----------|
|                    |             |             | NO.              | YDS.       | AVG.        | LG         | TD       | NO.      | YDS.      | AVG.       | LG        | TD       |            |           |
| 09/10              | Raiders     | P           | 2                | 9          | 4.5         | 5          | 0        | 0        | 0         | 0.0        | 0         | 0        | L          | 16-17     |
| 09/17              | Commanders  | P           | 2                | 113        | 56.5        | 60t        | 1        | 2        | 10        | 5.0        | 8         | 0        | L          | 33-35     |
| 09/24              | at Dolphins | P           | 3                | 73         | 24.3        | 38         | 0        | 1        | 3         | 3.0        | 3         | 0        | L          | 20-70     |
| 10/01              | at Bears    | S           | 2                | 47         | 23.5        | 48         | 0        | 0        | 0         | 0.0        | 0         | 0        | W          | 31-28     |
| 10/08              | Jets        | S           | 1                | 4          | 4.0         | 4          | 0        | 0        | 0         | 0.0        | 0         | 0        | L          | 21-31     |
| 10/12              | at Chiefs   | P           | 0                | 0          | 0.0         | 0          | 0        | 0        | 0         | 0.0        | 0         | 0        | L          | 8-19      |
| 10/22              | Packers     | P           | 0                | 0          | 0.0         | 0          | 0        | 1        | -11       | -11.0      | -11       | 0        | W          | 19-17     |
| 10/29              | Chiefs      | P           | 1                | 0          | 0.0         | 0          | 0        | 0        | 0         | 0.0        | 0         | 0        | W          | 24-9      |
| 11/13              | at Bills    | S           | 0                | 0          | 0.0         | 0          | 0        | 1        | -3        | -3.0       | -3        | 0        | W          | 24-22     |
| 11/19              | Vikings     | P           | 2                | 12         | 6.0         | 8          | 0        | 0        | 0         | 0.0        | 0         | 0        | W          | 21-20     |
| 11/26              | Browns      | P           | 2                | 24         | 12.0        | 16         | 0        | 1        | 11        | 11.0       | 11        | 0        | W          | 29-12     |
| 12/03              | at Texans   | S           | 1                | 5          | 5.0         | 5          | 0        | 1        | 8         | 8.0        | 8         | 0        | L          | 17-22     |
| 12/10              | at Chargers | S           | 2                | 11         | 5.5         | 8          | 0        | 0        | 0         | 0.0        | 0         | 0        | W          | 24-7      |
| 12/16              | at Lions    | P           | 0                | 0          | 0.0         | 0          | 0        | 1        | 11        | 11.0       | 11        | 0        | L          | 17-42     |
| 12/24              | Patriots    | S           | 3                | 63         | 21.0        | 47         | 0        | 0        | 0         | 0.0        | 0         | 0        | L          | 23-26     |
| 12/31              | Chargers    |             | ON INACTIVE LIST |            |             |            |          |          |           |            |           |          | W          | 16-9      |
| 01/07              | at Raiders  | S           | 1                | 16         | 16.0        | 16         | 0        | 1        | 1         | 1.0        | 1         | 0        | L          | 14-27     |
| <b>2023 TOTALS</b> |             | <b>16-7</b> | <b>22</b>        | <b>377</b> | <b>17.1</b> | <b>60T</b> | <b>1</b> | <b>9</b> | <b>30</b> | <b>3.3</b> | <b>11</b> | <b>0</b> | <b>8-9</b> |           |

2024 GAME-BY-GAME REGULAR-SEASON STATISTICS (BRONCOS)

| DATE               | OPPONENT      | P/S        | RECEIVING |           |            |          |          | RUSHING  |           |             |           |          | W/L        | SCO<br>RE |
|--------------------|---------------|------------|-----------|-----------|------------|----------|----------|----------|-----------|-------------|-----------|----------|------------|-----------|
|                    |               |            | NO.       | YDS.      | AVG.       | LG       | TD       | NO.      | YDS.      | AVG.        | LG        | TD       |            |           |
| 09/08              | at Seahawks   | S          | 0         | 0         | 0.0        | 0        | 0        | 0        | 0         | 0.0         | 0         | 0        | L          | 20-26     |
| 09/15              | Steelers      | P          | 1         | 10        | 10.0       | 8        | 0        | 0        | 0         | 0.0         | 0         | 0        | L          | 6-13      |
| 09/22              | at Buccaneers | P          | 1         | 9         | 9.0        | 9        | 0        | 0        | 0         | 0.0         | 0         | 0        | W          | 26-7      |
| 09/29              | at Jets       | P          | 0         | 0         | 0.0        | 0        | 0        | 0        | 0         | 0.0         | 0         | 0        | W          | 10-9      |
| 10/06              | Raiders       | P          | 1         | 7         | 7.0        | 7        | 0        | 1        | 17        | 17.0        | 17        | 0        | W          | 34-18     |
| <b>2024 TOTALS</b> |               | <b>5-1</b> | <b>3</b>  | <b>26</b> | <b>8.7</b> | <b>9</b> | <b>0</b> | <b>1</b> | <b>17</b> | <b>17.0</b> | <b>17</b> | <b>0</b> | <b>3-2</b> |           |






2023 GAME-BY-GAME REGULAR-SEASON STATISTICS (BRONCOS)

| DATE               | OPPONENT    | P/S         | KICKOFF RETURNS  |            |             |            |          | PUNT RETURNS |           |            |             |           |          | W/L        | SCORE |
|--------------------|-------------|-------------|------------------|------------|-------------|------------|----------|--------------|-----------|------------|-------------|-----------|----------|------------|-------|
|                    |             |             | RET              | YDS        | AVG         | LG         | TD       | NO           | FC        | YDS        | AVG         | LG        | TD       |            |       |
| 09/10              | Raiders     | P           | 2                | 55         | 27.5        | 30         | 0        | 0            | 1         | 0          | 0.0         | 0         | 0        | L          | 16-17 |
| 09/17              | Commanders  | P           | 0                | 0          | 0.0         | 0          | 0        | 1            | 1         | 45         | 45.0        | 45        | 0        | L          | 33-35 |
| 09/24              | at Dolphins | P           | 2                | 121        | 60.5        | 99t        | 1        | 0            | 1         | 0          | 0.0         | 0         | 0        | L          | 20-70 |
| 10/01              | at Bears    | S           | 1                | 0          | 0.0         | 0          | 0        | 1            | 1         | 25         | 25.0        | 25        | 0        | W          | 31-28 |
| 10/08              | Jets        | S           | 0                | 0          | 0.0         | 0          | 0        | 1            | 0         | 0          | 0.0         | 0         | 0        | L          | 21-31 |
| 10/12              | at Chiefs   | P           | 0                | 0          | 0.0         | 0          | 0        | 2            | 0         | 30         | 15.0        | 18        | 0        | L          | 8-19  |
| 10/22              | Packers     | P           | 0                | 0          | 0.0         | 0          | 0        | 1            | 1         | 11         | 11.0        | 11        | 0        | W          | 19-17 |
| 10/29              | Chiefs      | P           | 1                | 28         | 28.0        | 28         | 0        | 1            | 0         | 31         | 31.0        | 31        | 0        | W          | 24-9  |
| 11/13              | at Bills    | S           | 1                | 31         | 31.0        | 31         | 0        | 2            | 1         | 44         | 22.0        | 27        | 0        | W          | 24-22 |
| 11/19              | Vikings     | P           | 0                | 0          | 0.0         | 0          | 0        | 0            | 0         | 0          | 0.0         | 0         | 0        | W          | 21-20 |
| 11/26              | Browns      | P           | 0                | 0          | 0.0         | 0          | 0        | 1            | 0         | 2          | 2.0         | 2         | 0        | W          | 29-12 |
| 12/03              | at Texans   | S           | 2                | 44         | 22.0        | 27         | 0        | 1            | 2         | 7          | 7.0         | 7         | 0        | L          | 17-22 |
| 12/10              | at Chargers | S           | 0                | 0          | 0.0         | 0          | 0        | 2            | 2         | 25         | 12.5        | 13        | 0        | W          | 24-7  |
| 12/16              | at Lions    | P           | 2                | 35         | 17.5        | 20         | 0        | 0            | 1         | 0          | 0.0         | 0         | 0        | L          | 17-42 |
| 12/24              | Patriots    | S           | 2                | 28         | 14.0        | 31         | 0        | 3            | 2         | 59         | 19.7        | 52        | 0        | L          | 23-26 |
| 12/31              | Chargers    |             | ON INACTIVE LIST |            |             |            |          |              |           |            |             |           |          | W          | 16-9  |
| 01/07              | at Raiders  | S           | 2                | 55         | 27.5        | 35         | 0        | 3            | 0         | 33         | 11.0        | 15        | 0        | L          | 14-27 |
| <b>2023 TOTALS</b> |             | <b>16-7</b> | <b>15</b>        | <b>397</b> | <b>26.5</b> | <b>99T</b> | <b>1</b> | <b>19</b>    | <b>13</b> | <b>312</b> | <b>16.4</b> | <b>52</b> | <b>0</b> | <b>8-9</b> |       |

2024 GAME-BY-GAME REGULAR-SEASON STATISTICS (BRONCOS)

| DATE               | OPPONENT      | P/S        | KICKOFF RETURNS |           |             |           |          | PUNT RETURNS |          |            |             |           |          | W/L        | SCORE |
|--------------------|---------------|------------|-----------------|-----------|-------------|-----------|----------|--------------|----------|------------|-------------|-----------|----------|------------|-------|
|                    |               |            | RET             | YDS       | AVG         | LG        | TD       | NO           | FC       | YDS        | AVG         | LG        | TD       |            |       |
| 09/08              | at Seahawks   | S          | 3               | 69        | 23.0        | 26        | 0        | 5            | 0        | 47         | 9.4         | 18        | 0        | L          | 20-26 |
| 09/15              | Steelers      | P          | 0               | 0         | 0.0         | 0         | 0        | 3            | 1        | 20         | 6.7         | 9         | 0        | L          | 6-13  |
| 09/22              | at Buccaneers | P          | 0               | 0         | 0.0         | 0         | 0        | 1            | 1        | 27         | 27.0        | 27        | 0        | W          | 26-7  |
| 09/29              | at Jets       | P          | 0               | 0         | 0.0         | 0         | 0        | 1            | 4        | 5          | 5.0         | 5         | 0        | W          | 10-9  |
| 10/06              | Raiders       | P          | 0               | 0         | 0.0         | 0         | 0        | 2            | 0        | 54         | 27.0        | 38        | 0        | W          | 34-18 |
| <b>2024 TOTALS</b> |               | <b>5-1</b> | <b>3</b>        | <b>69</b> | <b>23.0</b> | <b>26</b> | <b>0</b> | <b>12</b>    | <b>6</b> | <b>153</b> | <b>12.8</b> | <b>38</b> | <b>0</b> | <b>3-2</b> |       |





21 CB



**RILEY  
MOSS**

**HEIGHT/WEIGHT:** 6-1/193

**COLLEGE:** Iowa

**BIRTHDAY:** Mar. 3, 2000

**BORN:** Ankeny, Iowa

**NFL EXPERIENCE:** 2nd YR

**BRONCOS EXPERIENCE:** 2nd YR

**GP/GS:** 19/5

**ACQUIRED:** D3b-'23

**AT A GLANCE**

- *A second-year cornerback who has played in 19 games (5 starts) for the Broncos (2023-24), recording 36 tackles (25 solo), one interception, four passes defended, one forced fumble, one fumble recovery and three special-teams tackles.*
- *Appeared in 54 career games (40 starts) over five seasons (2018-22) at the University of Iowa.*
- *Recorded 158 tackles (123 solo), 11 interceptions (239 yds., 3 TDs), 37 passes defended, two forced fumbles and one fumble recovery during his collegiate career.*
- *Recorded 47 tackles (31 solo), one interception, 12 passes defended and two forced fumbles in 13 starts in 2022, being named second-team All-Big Ten by the Associated Press.*
- *Produced 39 tackles (34 solo), four interceptions (85 yds., 2 TDs), nine passes defended and one fumble recovery to earn third-team All-America honors by the Associated Press and first-team All-Big Ten in 2021.*
- *Was named All-Big Ten honorable mention by the league's coaches and media in 2020 after making 43 tackles (33 solo), two interceptions (111 yds, 1 TD) and six passes defended in eight starts.*
- *Appeared in 13 games (6 starts) in 2018, totaling 24 tackles (20 solo), two interceptions (36 yds.) and five passes defended.*
- *Attended Centennial High School in Ankeny, Iowa, where he recorded 29 tackles and one interception as a senior along with 14 kickoff returns for 358 yards (25.6 avg.) with one touchdown and 24 punt returns for 347 yards (14.5 avg.) with one touchdown.*
- *Selected by the Broncos in the third round (83rd overall) of the 2023 NFL Draft.*

**2024:** Moss has started all five contests for Denver, logging 36 tackles (25 solo), one interception, four passes defended, one forced fumble and one fumble recovery... Made his first career start and led the Broncos with 12 tackles (8 solo) at Sea. (9/8)... Tied for the seventh most tackles (12) in the NFL on opening weekend... Recorded six tackles (3 solo) along with first-career pass defended and forced fumble (recovered by S Brandon Jones) to help seal the victory late in the fourth quarter at T.B. (9/22)... Tallied eight tackles (7 solo), one pass defended and a fumble recovery (forced by S Brandon Jones) on the Jets' opening drive at NYJ (9/29). Nabbed two passes defended, including first-career interception on a jump ball from Raiders QB Gardner Minshew vs. L.V. (10/6).

**2023:** Moss finished his rookie season with three tackles (1 solo) in 14 games after being drafted in the third round (83rd overall) of the 2023 NFL Draft... Made his NFL debut at Mia. (9/24)... Made his first career tackle in the win vs. Min. (11/19).

**COLLEGE:** Moss played five seasons (2018-22) at the University of Iowa, finishing his career with 158 tackles (123 solo), 11 interceptions (239 yds.), 37 passes defended, two forced fumbles and one fumble recovery... Earned first-team All-Big Ten accolades by the league's coaches and second-team All-Big Ten by the media and Associated Press in 2022 after producing 47 tackles (31 solo), one interception, 12 passes defended and two forced fumbles in 13 starts... Started all 11 games in 2021, racking up 39 tackles (34 solo), four interceptions (85 yds., 2 TDs), nine passes defended and one fumble recovery to earn third-team All-America and first-team All-Big Ten honors by the Associated Press... Was named Big Ten Conference Defensive Player of the Week after picking off two passes and returning them for scores vs. Indiana (9/4)... Named All-Big Ten honorable mention by the league's coaches and media after starting all eight games at cornerback in 2020... Made 43 tackles (33 solo), two interceptions (111 yds, 1 TD) and six passes defended... Played in nine games (2 starts) in 2019, totaling five solo tackles, two interceptions (7 yds.) and five passes defended... Made appearances in all 13 games (6 starts) in 2018, totaling 24 tackles (20 solo), two interceptions (36 yds.) and five passes defended... Was named Big 10 Conference Freshman of the Week after making five tackles (4 solo) and picking off two passes at Minnesota (10/6).

**PERSONAL:** Moss attended Centennial High School in Ankeny, Iowa, where he was first-team Class 4A All-State and All-District, named to the Des Moines Register Elite All-State team and was a finalist for the State of Iowa Male Athlete of the Year as a senior... Was a two-time letter winner in football as a defensive back, wide receiver and return specialist... Also lettered in track as a sprinter and hurdler... Earned his bachelor's degree in sports and recreation management from the University of Iowa... Riley Moss was born on March 3, 2000, in Ankeny, Iowa.







Transactions

Signed by Denver as a draft pick 5/12/23.

REGULAR SEASON COMPARISON: DEFENSIVE - LOS ANGELES CHARGERS

| DATE          | OPP         | W/L        | GP/GS      | TACKLES  |          |          |            |            |          |          | MISC     |          |          |          |          |          |
|---------------|-------------|------------|------------|----------|----------|----------|------------|------------|----------|----------|----------|----------|----------|----------|----------|----------|
|               |             |            |            | TOT      | SOLO     | ASST     | SACK       | YDS.       | INT      | TFL      | PD       | QBH      | TD       | FF       | FR       |          |
| 12/10/23      | DEN @ LAC   | W          | P          | 1        | 0        | 1        | 0.0        | 0.0        | 0        | 0        | 0        | 0        | 0        | 0        | 0        | 0        |
| 12/31/23      | DEN vs. LAC | W          | P          | 0        | 0        | 0        | 0.0        | 0.0        | 0        | 0        | 0        | 0        | 0        | 0        | 0        | 0        |
| <b>TOTALS</b> |             | <b>2/0</b> | <b>2/0</b> | <b>1</b> | <b>0</b> | <b>1</b> | <b>0.0</b> | <b>0.0</b> | <b>0</b> | <b>0</b> | <b>0</b> | <b>0</b> | <b>0</b> | <b>0</b> | <b>0</b> | <b>0</b> |

Riley Moss' NFL Regular Season Defensive Statistics

| DATE              | TEAM    | GP        | GS       | TACKLES   |           |           |          |          |            |            | INTERCEPTIONS |          |          |          |          | O. FUMB  |          |          |          | ST       |          |          | MISC     |          |          |          |          |          |          |   |
|-------------------|---------|-----------|----------|-----------|-----------|-----------|----------|----------|------------|------------|---------------|----------|----------|----------|----------|----------|----------|----------|----------|----------|----------|----------|----------|----------|----------|----------|----------|----------|----------|---|
|                   |         |           |          | TK        | S         | A         | TFL      | YDS      | SK         | YDS        | QBH           | NO       | YDS      | LG       | TD       | PD       | FF       | FR       | TD       | YDS      | TK       | S        | A        | FF       | FR       | S        | A        |          |          |   |
| 2023              | Broncos | 14        | 0        | 3         | 1         | 2         | 0        | 0        | 0.0        | 0.0        | 0             | 0        | 0        | 0        | 0        | 0        | 0        | 0        | 0        | 0        | 0        | 0        | 0        | 0        | 0        | 0        | 0        | 0        | 0        | 0 |
| 2024              | Broncos | 5         | 5        | 33        | 24        | 9         | 1        | 3        | 0.0        | 0.0        | 0             | 1        | 0        | 0        | 0        | 4        | 1        | 1        | 0        | 0        | 0        | 0        | 0        | 0        | 0        | 0        | 0        | 0        | 0        | 0 |
| <b>NFL TOTALS</b> |         | <b>19</b> | <b>5</b> | <b>36</b> | <b>25</b> | <b>11</b> | <b>1</b> | <b>3</b> | <b>0.0</b> | <b>0.0</b> | <b>0</b>      | <b>1</b> | <b>0</b> | <b>0</b> | <b>0</b> | <b>4</b> | <b>1</b> | <b>1</b> | <b>0</b> | <b>0</b> | <b>0</b> | <b>3</b> | <b>1</b> | <b>2</b> | <b>0</b> | <b>0</b> | <b>0</b> | <b>0</b> | <b>0</b> |   |

SINGLE-GAME HIGHS: DEFENSIVE

- Total Tackles**
  - 12 at Seattle Seahawks, Sep 08, 2024
  - 8 at New York Jets, Sep 29, 2024
  - 6 at Tampa Bay Buccaneers, Sep 22, 2024
  - 4 vs. Las Vegas Raiders, Oct 06, 2024
  - 3 vs. Pittsburgh Steelers, Sep 15, 2024
- Solo Tackles**
  - 8 at Seattle Seahawks, Sep 08, 2024
  - 7 at New York Jets, Sep 29, 2024
  - 3 vs. Las Vegas Raiders, Oct 06, 2024
  - 3 at Tampa Bay Buccaneers, Sep 22, 2024
  - 3 vs. Pittsburgh Steelers, Sep 15, 2024
- Passes Defensed**
  - 2 vs. Las Vegas Raiders, Oct 06, 2024
  - 1 at New York Jets, Sep 29, 2024
  - 1 at Tampa Bay Buccaneers, Sep 22, 2024
- Forced Fumbles**
  - 1 at Tampa Bay Buccaneers, Sep 22, 2024
- Interceptions**
  - 1 vs. Las Vegas Raiders, Oct 06, 2024






2023 GAME-BY-GAME REGULAR-SEASON STATISTICS (BRONCOS)

| DATE               | OPPONENT    | P/S         | TACKLES          |          |          |            |            |          | INTERCEPTIONS |          |          |          | O. FUMB  |          |          |          | ST       |          |          |          | MISC     |          |          | SCORE    |          |            |       |       |
|--------------------|-------------|-------------|------------------|----------|----------|------------|------------|----------|---------------|----------|----------|----------|----------|----------|----------|----------|----------|----------|----------|----------|----------|----------|----------|----------|----------|------------|-------|-------|
|                    |             |             | TK               | S        | A        | SK         | YDS        | TFL      | YDS           | QBH      | NO       | YDS      | LG       | TD       | PD       | FF       | FR       | TD       | YDS      | TK       | S        | A        | FF       |          | FR       | S          | A     | W/L   |
| 09/10              | Raiders     |             | ON INACTIVE LIST |          |          |            |            |          |               |          |          |          |          |          |          |          |          |          |          |          |          | L        | 16-17    |          |          |            |       |       |
| 09/17              | Commanders  |             | ON INACTIVE LIST |          |          |            |            |          |               |          |          |          |          |          |          |          |          |          |          |          |          | L        | 33-35    |          |          |            |       |       |
| 09/24              | at Dolphins | P           | 0                | 0        | 0        | 0.0        | 0.0        | 0        | 0             | 0        | 0        | 0        | 0        | 0        | 0        | 0        | 0        | 0        | 0        | 0        | 0        | 0        | 0        | 0        | 0        | 0          | L     | 20-70 |
| 10/01              | at Bears    | P           | 0                | 0        | 0        | 0.0        | 0.0        | 0        | 0             | 0        | 0        | 0        | 0        | 0        | 0        | 0        | 0        | 0        | 0        | 0        | 0        | 0        | 0        | 0        | 0        | 0          | W     | 31-28 |
| 10/08              | Jets        | P           | 0                | 0        | 0        | 0.0        | 0.0        | 0        | 0             | 0        | 0        | 0        | 0        | 0        | 0        | 0        | 0        | 0        | 0        | 0        | 0        | 0        | 0        | 0        | 0        | L          | 21-31 |       |
| 10/12              | at Chiefs   | P           | 0                | 0        | 0        | 0.0        | 0.0        | 0        | 0             | 0        | 0        | 0        | 0        | 0        | 0        | 0        | 0        | 0        | 0        | 0        | 0        | 0        | 0        | 0        | 0        | L          | 8-19  |       |
| 10/22              | Packers     |             | ON INACTIVE LIST |          |          |            |            |          |               |          |          |          |          |          |          |          |          |          |          |          |          | W        | 19-17    |          |          |            |       |       |
| 10/29              | Chiefs      | P           | 0                | 0        | 0        | 0.0        | 0.0        | 0        | 0             | 0        | 0        | 0        | 0        | 0        | 0        | 0        | 0        | 0        | 0        | 0        | 0        | 0        | 0        | 0        | 0        | W          | 24-9  |       |
| 11/13              | at Bills    | P           | 0                | 0        | 0        | 0.0        | 0.0        | 0        | 0             | 0        | 0        | 0        | 0        | 0        | 0        | 0        | 0        | 0        | 0        | 0        | 0        | 0        | 0        | 0        | 0        | W          | 24-22 |       |
| 11/19              | Vikings     | P           | 1                | 1        | 0        | 0.0        | 0.0        | 0        | 0             | 0        | 0        | 0        | 0        | 0        | 0        | 0        | 0        | 0        | 0        | 0        | 0        | 0        | 0        | 0        | 0        | W          | 21-20 |       |
| 11/26              | Browns      | P           | 0                | 0        | 0        | 0.0        | 0.0        | 0        | 0             | 0        | 0        | 0        | 0        | 0        | 0        | 0        | 0        | 0        | 1        | 0        | 1        | 0        | 0        | 0        | 0        | W          | 29-12 |       |
| 12/03              | at Texans   | P           | 0                | 0        | 0        | 0.0        | 0.0        | 0        | 0             | 0        | 0        | 0        | 0        | 0        | 0        | 0        | 0        | 0        | 0        | 0        | 0        | 0        | 0        | 0        | 0        | L          | 17-22 |       |
| 12/10              | at Chargers | P           | 1                | 0        | 1        | 0.0        | 0.0        | 0        | 0             | 0        | 0        | 0        | 0        | 0        | 0        | 0        | 0        | 0        | 0        | 0        | 0        | 0        | 0        | 0        | 0        | W          | 24-7  |       |
| 12/16              | at Lions    | P           | 0                | 0        | 0        | 0.0        | 0.0        | 0        | 0             | 0        | 0        | 0        | 0        | 0        | 0        | 0        | 0        | 0        | 1        | 1        | 0        | 0        | 0        | 0        | 0        | L          | 17-42 |       |
| 12/24              | Patriots    | P           | 0                | 0        | 0        | 0.0        | 0.0        | 0        | 0             | 0        | 0        | 0        | 0        | 0        | 0        | 0        | 0        | 0        | 1        | 0        | 1        | 0        | 0        | 0        | 0        | L          | 23-26 |       |
| 12/31              | Chargers    | P           | 0                | 0        | 0        | 0.0        | 0.0        | 0        | 0             | 0        | 0        | 0        | 0        | 0        | 0        | 0        | 0        | 0        | 0        | 0        | 0        | 0        | 0        | 0        | 0        | W          | 16-9  |       |
| 01/07              | at Raiders  | P           | 1                | 0        | 1        | 0.0        | 0.0        | 0        | 0             | 0        | 0        | 0        | 0        | 0        | 0        | 0        | 0        | 0        | 0        | 0        | 0        | 0        | 0        | 0        | 0        | L          | 14-27 |       |
| <b>2023 TOTALS</b> |             | <b>14-0</b> | <b>3</b>         | <b>1</b> | <b>2</b> | <b>0.0</b> | <b>0.0</b> | <b>0</b> | <b>0</b>      | <b>0</b> | <b>0</b> | <b>0</b> | <b>0</b> | <b>0</b> | <b>0</b> | <b>0</b> | <b>0</b> | <b>0</b> | <b>3</b> | <b>1</b> | <b>2</b> | <b>0</b> | <b>0</b> | <b>0</b> | <b>0</b> | <b>8-9</b> |       |       |

2024 GAME-BY-GAME REGULAR-SEASON STATISTICS (BRONCOS)

| DATE               | OPPONENT      | P/S        | TACKLES   |           |          |            |            |          | INTERCEPTIONS |          |          |          | O. FUMB  |          |          |          | ST       |          |          |          | MISC     |          |          | SCORE    |          |            |       |
|--------------------|---------------|------------|-----------|-----------|----------|------------|------------|----------|---------------|----------|----------|----------|----------|----------|----------|----------|----------|----------|----------|----------|----------|----------|----------|----------|----------|------------|-------|
|                    |               |            | TK        | S         | A        | SK         | YDS        | TFL      | YDS           | QBH      | NO       | YDS      | LG       | TD       | PD       | FF       | FR       | TD       | YDS      | TK       | S        | A        | FF       |          | FR       | S          | A     |
| 09/08              | at Seahawks   | S          | 12        | 8         | 4        | 0.0        | 0.0        | 1        | 3             | 0        | 0        | 0        | 0        | 0        | 0        | 0        | 0        | 0        | 0        | 0        | 0        | 0        | 0        | 0        | 0        | L          | 20-26 |
| 09/15              | Steelers      | S          | 3         | 3         | 0        | 0.0        | 0.0        | 0        | 0             | 0        | 0        | 0        | 0        | 0        | 0        | 0        | 0        | 0        | 0        | 0        | 0        | 0        | 0        | 0        | 0        | L          | 6-13  |
| 09/22              | at Buccaneers | S          | 6         | 3         | 3        | 0.0        | 0.0        | 0        | 0             | 0        | 0        | 0        | 0        | 0        | 1        | 1        | 0        | 0        | 0        | 0        | 0        | 0        | 0        | 0        | 0        | W          | 26-7  |
| 09/29              | at Jets       | S          | 8         | 7         | 1        | 0.0        | 0.0        | 0        | 0             | 0        | 0        | 0        | 0        | 0        | 1        | 0        | 1        | 0        | 0        | 0        | 0        | 0        | 0        | 0        | 0        | W          | 10-9  |
| 10/06              | Raiders       | S          | 4         | 3         | 1        | 0.0        | 0.0        | 0        | 0             | 0        | 1        | 0        | 0        | 0        | 2        | 0        | 0        | 0        | 0        | 0        | 0        | 0        | 0        | 0        | 0        | W          | 34-18 |
| <b>2024 TOTALS</b> |               | <b>5-5</b> | <b>33</b> | <b>24</b> | <b>9</b> | <b>0.0</b> | <b>0.0</b> | <b>1</b> | <b>3</b>      | <b>0</b> | <b>1</b> | <b>0</b> | <b>0</b> | <b>0</b> | <b>4</b> | <b>1</b> | <b>1</b> | <b>0</b> | <b>0</b> | <b>0</b> | <b>0</b> | <b>0</b> | <b>0</b> | <b>0</b> | <b>0</b> | <b>3-2</b> |       |





10 QB



**BO NIX**

**HEIGHT/WEIGHT:** 6-2 / 217

**COLLEGE:** Oregon

**BIRTHDAY:** Feb. 25, 2000

**BORN:** Pinson, Ala.

**NFL EXPERIENCE:** R

**BRONCOS EXPERIENCE:** R

**GPS/GS:** 5/5

**ACQUIRED:** D1-'24

**AT A GLANCE**

- A rookie quarterback who has appeared in five career regular-season games (5 starts) with Denver (2024), completing 102-of-165 passes (61.8%) for 866 yards with three touchdowns and four interceptions (71.4 rtg.). Has also rushed 31 times for 119 yards (3.8 avg.) with three scores. Set an NCAA single-season record for completion percentage (77.4%) and Oregon single-season records in completions (364), passing yards (4,508) and passing touchdowns (45).
- Started all 61 games played during his collegiate career, completing 1,286-of-1,936 passes (66.4%) for 15,352 yards with 113 touchdowns and 26 interceptions (149.6 rtg.) in addition to rushing 405 times for 1,613 yards (4.0 avg.) and 38 scores.
- Was named Associated Press Pac-12 Offensive Player of the Year in 2023 after connecting on 364-of-470 passes (77.4%) for 4,508 yards with 45 scores and three picks (188.3 rtg.).
- Became the only FBS player in 2022 and the eighth player since 2000 to record at least 29 passing TDs and 14 rushing TDs in a season.
- In 2022, started all 13 games played and ranked fifth in the nation in total touchdowns (44) and 12th in total offense (315.6 ypg).
- Set Auburn freshman records for completions (217), passing yards (2,542) and passing touchdowns (16) in 2019.
- Set Alabama state records at Pinson Valley (Ark.) High School with more than 12,000 career total offensive yards and 161 touchdowns accounted for (127 pass, 34 rush).
- Selected by the Broncos in the first round (12th overall) of the 2024 NFL Draft.

**2024:** Nix made his first career start in the Week 1 matchup at Sea. (9/8), completing 26-of-42 passes (61.9%) for 138 yards with two interceptions (47.5 rtg.) while also rushing five times for 35 yards (7.0 avg.) with one score... Led Denver to their first win of the season and his first career win at T.B. (9/22) after completing 25-of-36 passes for 216 yards (85.0 rtg.) and rushing nine times for 47 yards (5.2 avg.)... Recorded his first career passing touchdown in the win at NYJ (9/29) while also connecting on 12-of-25 passes for 60 yards... Completed 19-of-27 passes for 206 yards with two touchdowns (117.2 rtg.) along with eight rushes for nine yards (1.1 avg.) in the win vs. L.V. (10/6)... His game against the Raiders marked just the fifth time in team history a rookie QB recorded a 100-passer rating or better while attempt at least 25 passes.

**COLLEGE:** Nix set an NCAA single-season record for completion percentage (77.4%) and Oregon single-season records in completions (364), passing yards (4,508) and passing touchdowns (45)... Started all 61 games played during his collegiate career, completing 1,286-of-1,936 passes (66.4%) for 15,352 yards with 113 touchdowns and 26 interceptions (149.6 rtg.) in addition to rushing 405 times for 1,613 yards (4.0 avg.) and 38 scores... Was named Associated Press Pac-12 Offensive Player of the Year after connecting on 364-of-470 passes (77.4%) for 4,508 yards with 45 scores and three picks (188.3 rtg.)... Finished fourth in Heisman Trophy voting after setting an NCAA single-season record for completion percentage (77.4%)... Also broke Oregon single-season records in completions (364), passing yards (4,508) and passing touchdowns (45)... Started all 13 games played, ranking fifth in the nation in total touchdowns (44) and 12th in total offense (315.6 ypg)... Became the only FBS player that season and the eighth player since 2000 to record at least 29 passing TDs and 14 rushing TDs in a season... Completed 294-of-409 passes for 3,593 yards with 29 touchdowns and seven picks (165.7 rtg.)... Finished the season with 2,294 yards on 197-of-323 passing (61.0%) with 11 touchdowns and three interceptions (130.0 rtg.)... Played in the first 10 games of the season before missing the remainder of the year with an injury... Was voted a team captain and played in 11 games, completing 214-of-357 passing (59.9%) for 2,415 yards with 12 touchdowns and seven interceptions (123.9 rtg.)... Rushed a career-high 108 times for 388 yards (3.6 avg.) with seven scores... Played in 13 games, setting Auburn freshman records for completions, passing yards and passing touchdowns... Connected on 217-of-377 passes (57.6%) for 2,542 yards with 16 scores (125.0 rtg.)... Was the first true freshman quarterback to start the season opener for Auburn since 1946.

**PERSONAL:** Nix attended Pinson Valley (Ark.) High School, where he set Alabama state records with more than 12,000 career total offense yards and 161 touchdowns accounted for (127 pass, 34 rush)... Named Alabama Gatorade Player of the Year,





USA Today All-USA Offensive Player of the Year finalist, Alabama Offensive Player of the Year and All-America first-team... Also played baseball and basketball... Bo Nix was born on Feb. 25, 2000, in Pinson, Ark.

**Transactions**

Signed by Denver as a draft pick 5/10/24.

Bo Nix's NFL Regular Season Passing/Rushing Statistics

| DATE          | TEAM    | GP       | GS       | PASSING    |            |             |            |            |          |          |           |          |           | RUSHING     |           |            |            |           |          |
|---------------|---------|----------|----------|------------|------------|-------------|------------|------------|----------|----------|-----------|----------|-----------|-------------|-----------|------------|------------|-----------|----------|
|               |         |          |          | ATT.       | CMP.       | PCT.        | YDS        | AVG.       | TD       | INT.     | LG        | SK       | LST       | RATE        | NO.       | YDS.       | AVG.       | LG        | TD       |
| 2024          | Broncos | 5        | 5        | 165        | 102        | 61.8        | 866        | 5.2        | 3        | 4        | 49        | 7        | 47        | 71.4        | 31        | 119        | 3.8        | 23        | 3        |
| <b>TOTALS</b> |         | <b>5</b> | <b>5</b> | <b>165</b> | <b>102</b> | <b>61.8</b> | <b>866</b> | <b>5.2</b> | <b>3</b> | <b>4</b> | <b>49</b> | <b>7</b> | <b>47</b> | <b>71.4</b> | <b>31</b> | <b>119</b> | <b>3.8</b> | <b>23</b> | <b>3</b> |

SINGLE-GAME HIGHS: QUARTERBACK

|                              |   |                        |  |
|------------------------------|---|------------------------|--|
| <b>Pass Attempts</b>         | 42 at Seattle Seahawks, Sep 08, 2024<br>36 at Tampa Bay Buccaneers, Sep 22, 2024<br>35 vs. Pittsburgh Steelers, Sep 15, 2024<br>27 vs. Las Vegas Raiders, Oct 06, 2024<br>25 at New York Jets, Sep 29, 2024           | <b>Passer Rating</b>   | 117.2 vs. Las Vegas Raiders, Oct 06, 2024<br>85.0 at Tampa Bay Buccaneers, Sep 22, 2024<br>67.9 at New York Jets, Sep 29, 2024<br>55.2 vs. Pittsburgh Steelers, Sep 15, 2024<br>47.5 at Seattle Seahawks, Sep 08, 2024 |
| <b>Pass Completions</b>      | 26 at Seattle Seahawks, Sep 08, 2024<br>25 at Tampa Bay Buccaneers, Sep 22, 2024<br>20 vs. Pittsburgh Steelers, Sep 15, 2024<br>19 vs. Las Vegas Raiders, Oct 06, 2024<br>12 at New York Jets, Sep 29, 2024           | <b>Rush Attempts</b>   | 9 at Tampa Bay Buccaneers, Sep 22, 2024<br>8 vs. Las Vegas Raiders, Oct 06, 2024<br>5 at New York Jets, Sep 29, 2024<br>5 at Seattle Seahawks, Sep 08, 2024<br>4 vs. Pittsburgh Steelers, Sep 15, 2024                 |
| <b>Yards Passing</b>         | 246 vs. Pittsburgh Steelers, Sep 15, 2024<br>216 at Tampa Bay Buccaneers, Sep 22, 2024<br>206 vs. Las Vegas Raiders, Oct 06, 2024<br>138 at Seattle Seahawks, Sep 08, 2024<br>60 at New York Jets, Sep 29, 2024       | <b>Rushing Yards</b>   | 47 at Tampa Bay Buccaneers, Sep 22, 2024<br>35 at Seattle Seahawks, Sep 08, 2024<br>25 vs. Pittsburgh Steelers, Sep 15, 2024<br>9 vs. Las Vegas Raiders, Oct 06, 2024<br>3 at New York Jets, Sep 29, 2024              |
| <b>TD Passes</b>             | 2 vs. Las Vegas Raiders, Oct 06, 2024<br>1 at New York Jets, Sep 29, 2024   | <b>Rushing Average</b> | 5.2 at Tampa Bay Buccaneers, Sep 22, 2024<br>1.1 vs. Las Vegas Raiders, Oct 06, 2024   |
| <b>Long Passes</b>           | 49 vs. Pittsburgh Steelers, Sep 15, 2024<br>31 at Tampa Bay Buccaneers, Sep 22, 2024<br>29 at New York Jets, Sep 29, 2024<br>27 vs. Las Vegas Raiders, Oct 06, 2024<br>27 vs. Pittsburgh Steelers, Sep 15, 2024       | <b>Longest Runs</b>    | 23 at Seattle Seahawks, Sep 08, 2024<br>22 at Tampa Bay Buccaneers, Sep 22, 2024<br>13 vs. Pittsburgh Steelers, Sep 15, 2024<br>11 vs. Las Vegas Raiders, Oct 06, 2024<br>8 at Tampa Bay Buccaneers, Sep 22, 2024      |
| <b>Completion Percentage</b> | 70.4 vs. Las Vegas Raiders, Oct 06, 2024<br>69.4 at Tampa Bay Buccaneers, Sep 22, 2024<br>61.9 at Seattle Seahawks, Sep 08, 2024<br>57.1 vs. Pittsburgh Steelers, Sep 15, 2024<br>48.0 at New York Jets, Sep 29, 2024 | <b>Rushing TDs</b>     | 1 vs. Las Vegas Raiders, Oct 06, 2024<br>1 at Tampa Bay Buccaneers, Sep 22, 2024<br>1 at Seattle Seahawks, Sep 08, 2024  |






2024 GAME-BY-GAME REGULAR-SEASON STATISTICS (BRONCOS)

| DATE               | OPPONENT      | P/S        | PASSING    |            |            |             |            |            |          |          |           |             |             | RUSHING   |            |           |          |            | W/L   | SCORE |
|--------------------|---------------|------------|------------|------------|------------|-------------|------------|------------|----------|----------|-----------|-------------|-------------|-----------|------------|-----------|----------|------------|-------|-------|
|                    |               |            | ATT        | CMP        | YDS        | PCT         | Y/A        | Y/C        | TD       | INT      | LG        | SK/YD       | RATE        | ATT       | YDS        | LG        | TD       |            |       |       |
| 09/08              | at Seahawks   | S          | 42         | 26         | 138        | 61.9        | 3.3        | 5.3        | 0        | 2        | 25        | 2/6         | 47.5        | 5         | 35         | 23        | 1        | L          | 20-26 |       |
| 09/15              | Steelers      | S          | 35         | 20         | 246        | 57.1        | 7.0        | 12.3       | 0        | 2        | 49        | 2/15        | 55.2        | 4         | 25         | 13        | 0        | L          | 6-13  |       |
| 09/22              | at Buccaneers | S          | 36         | 25         | 216        | 69.4        | 6.0        | 8.6        | 0        | 0        | 31        | 0/0         | 85.0        | 9         | 47         | 22        | 1        | W          | 26-7  |       |
| 09/29              | at Jets       | S          | 25         | 12         | 60         | 48.0        | 2.4        | 5.0        | 1        | 0        | 29        | 0/0         | 67.9        | 5         | 3          | 7         | 0        | W          | 10-9  |       |
| 10/06              | Raiders       | S          | 27         | 19         | 206        | 70.4        | 7.6        | 10.8       | 2        | 0        | 27        | 3/26        | 117.2       | 8         | 9          | 11        | 1        | W          | 34-18 |       |
| <b>2024 TOTALS</b> |               | <b>5-5</b> | <b>165</b> | <b>102</b> | <b>866</b> | <b>61.8</b> | <b>5.2</b> | <b>8.5</b> | <b>3</b> | <b>4</b> | <b>49</b> | <b>7/47</b> | <b>71.4</b> | <b>31</b> | <b>119</b> | <b>23</b> | <b>3</b> | <b>3-2</b> |       |       |





63 T



**ALEX**  
**PALCZEWSKI**

**HEIGHT/WEIGHT:** 6-6 / 315

**COLLEGE:** Illinois

**BIRTHDAY:** Aug. 3, 1999

**BORN:** Mount Prospect, Ill.

**NFL EXPERIENCE:** 2nd YR

**BRONCOS EXPERIENCE:** 2nd YR

**GP/GS:** 5/3

**ACQUIRED:** CFA-'23

**AT A GLANCE**

- A second-year tackle who was active for five games (3 starts) with Denver (2023-24).*
- Attended the University of Illinois and started all 65 games played in six seasons (2017-22), making 49 starts at tackle and 16 starts at guard during his career.*
- Earned third-team All-America honors from the Associated Press as well as second-team All-Big Ten after starting all 13 games at right tackle in 2022*
- Started all 12 games (seven at tackle, five at guard) in 2021 to earn All-Big Ten honorable mention accolades.*
- Started 12 games at right tackle in 2018 to earn All-Big Ten honorable mention accolades.*
- Attended Prospect High School in Mt. Prospect, Ill., where he earned Mid-Suburban League East All-Conference honors.*
- Signed with the Broncos as a college free agent on May 12, 2023.*

**2024:** Palczewski made his NFL debut in the season opener at Sea. (9/8)... Made his first career start in the Week 3 win at T.B. (9/22).

**2023:** Palczewski spent games 1-16 on injured reserve before being activated for the season finale at L.V. (1/7).

**COLLEGE:** Palczewski attended the University of Illinois and started all 65 games played in six seasons (2017-22), making 49 starts at tackle and 16 starts at guard during his career... Earned third-team All-America honors from the Associated Press as well as second-team All-Big Ten after starting all 13 games at right tackle in 2022... Did not allow a sack in the season... Started all 12 games (seven at tackle, five at guard) in 2021 to earn All-Big Ten honorable mention accolades... Made four starts at right tackle in 2020 and missed the last four games due to injury... Named All-Big Ten third team in 2019 after starting 13 games at right tackle... Started 12 games at right tackle in 2018 to earn All-Big Ten honorable mention accolades... Was named BTN.com All-Freshman team honorable mention in 2017 after starting the final 11 games of the season at guard.

**PERSONAL:** Palczewski attended Prospect High School in Mt. Prospect, Ill., where he earned Mid-Suburban League East All-Conference honors... Also wrestled, played water polo and was on the track and field team... Alex Palczewski (pronounced: pal-CHESS-key) was born on Aug. 3, 1999.

**Transactions**

Signed by Denver as a college free agent 5/12/23.

Alex Palczewski's NFL Regular Season Statistics

| DATE              | TEAM    | GP       | GS       |
|-------------------|---------|----------|----------|
| 2023              | Broncos | 0        | 0        |
| 2024              | Broncos | 5        | 3        |
| <b>NFL TOTALS</b> |         | <b>5</b> | <b>3</b> |





79 T



**MATT PEART**

**HEIGHT/WEIGHT:** 6-7 / 315

**BIRTHDAY:** Jun. 11, 1997

**NFL EXPERIENCE:** 5th YR

**GP/GS:** 48/7

**COLLEGE:** Connecticut

**BORN:** Kingston, Jamaica

**BRONCOS EXPERIENCE:** 1st YR

**ACQUIRED:** UFA (NYG)-'24

**AT A GLANCE**

- A fifth-year tackle who has appeared in 48 regular-season games (7 starts) and two postseason games with the Giants (2020-23) and Broncos (2024).
- Made appearances in eight games (1 start at RT) in 2023, playing in 133 offensive snaps and 30 special-teams snaps.
- Played in nine regular-season games for the Giants in 2022, logging 116 offensive snaps and 35 special-teams snaps.
- Started 5-of-15 games—including three starts at LT and two starts at RT—for the Giants in 2021.
- Appeared in 11 games (1 start at LT) as a rookie after being selected by the Giants in the third round (99th overall) of the 2020 NFL Draft.
- Started in all 48 games he played in while at the University of Connecticut (2015-19) and was named first-team All-American Athletic Conference in 2019.
- Selected by the Giants in the third round (99th overall) of the 2020 NFL Draft.
- Signed by the Broncos as an unrestricted free agent on March 20, 2024.

**2024:** Peart made his Broncos debut at Sea. (9/8).

**2023:** Peart made appearances in eight games (1 start at RT), playing in 133 offensive snaps and 30 special-teams snaps.

**2022:** Peart played in nine regular-season games for the Giants, logging 116 offensive snaps and 35 special-teams snaps... Made his first postseason appearance, playing in both games in the NFC Wild Card game at Min. (1/15) and in the NFC Divisional Round at Phi. (1/21).

**2021:** Peart started 5-of-15 games—including three starts at LT and two starts at RT—for the Giants... Made his first career start at right tackle at Dal. (10/10)... Allowed three sacks all season in 421 offensive snaps.

**2020:** Peart appeared in 11 games (1 start at LT) as a rookie after being selected by the Giants in the third round (99th overall) of the 2020 NFL Draft... Saw action in 150 offensive snaps and 16 special-teams snaps... Made his NFL debut in Week 3 vs. S.F. (9/27)... Started his first career game in Week 6 vs. Was. (10/18).

**COLLEGE:** Peart started in all 48 games he played in while at the University of Connecticut (2015-19)... Was named first-team All-American Athletic Conference in 2019 after starting all 12 games and helped block for a 1,000-yard rusher in running back Kevin Mensah... Started all 12 games at guard for the Huskies in 2018 and was part of an offensive line that blocked for a pair of 1,000-yard rushers in quarterback David Pindell and Mensah... Made 12 starts on the offensive line in 2017 and helped Connecticut post eight games with at least 400 yards of total offense.

**PERSONAL:** Peart attended Governor's Academy in Byfield, Mass., where he played offensive and defensive tackle... Helped the team win four consecutive Independent School League titles... Also played basketball, where he was a team captain... Matt Peart was born on June 11, 1997, in Kingston, Jamaica.

**Transactions**

Signed by N.Y. Giants as a draft pick 7/27/20; Signed by Denver 3/20/24.





Matt Peart's NFL Regular Season Statistics

| DATE              | TEAM    | GP        | GS       |
|-------------------|---------|-----------|----------|
| 2020              | Giants  | 11        | 1        |
| 2021              | Giants  | 15        | 5        |
| 2022              | Giants  | 9         | 0        |
| 2023              | Giants  | 8         | 1        |
| 2024              | Broncos | 5         | 0        |
| <b>NFL TOTALS</b> |         | <b>48</b> | <b>7</b> |

Matt Peart's NFL Postseason Statistics

| DATE              | TEAM   | GP       | GS       |
|-------------------|--------|----------|----------|
| 2022              | Giants | 2        | 0        |
| <b>NFL TOTALS</b> |        | <b>2</b> | <b>0</b> |

2020 GAME-BY-GAME REGULAR-SEASON STATISTICS (GIANTS)

| DATE               | OPPONENT         | P/S         |                           | W/L         | SCORE |
|--------------------|------------------|-------------|---------------------------|-------------|-------|
| 09/14              | Steelers         |             | DID NOT PLAY (NON-INJURY) | L           | 16-26 |
| 09/20              | at Bears         |             | DID NOT PLAY (NON-INJURY) | L           | 13-17 |
| 09/27              | 49ers            | P           |                           | L           | 9-36  |
| 10/04              | at Rams          | P           |                           | L           | 9-17  |
| 10/11              | at Cowboys       | P           |                           | L           | 34-37 |
| 10/18              | Football Team    | S           |                           | W           | 20-19 |
| 10/22              | at Eagles        | P           |                           | L           | 21-22 |
| 11/02              | Buccaneers       | P           |                           | L           | 23-25 |
| 11/08              | at Football Team | P           |                           | W           | 23-20 |
| 11/15              | Eagles           | P           |                           | W           | 27-17 |
| 11/29              | at Bengals       |             | DID NOT PLAY              | W           | 19-17 |
| 12/06              | at Seahawks      | P           |                           | W           | 17-12 |
| 12/13              | Cardinals        | P           |                           | L           | 7-26  |
| 12/20              | Browns           |             | DID NOT PLAY (NON-INJURY) | L           | 6-20  |
| 12/27              | at Ravens        | P           |                           | L           | 13-27 |
| 01/03              | Cowboys          |             | DID NOT PLAY (NON-INJURY) | W           | 23-19 |
| <b>2020 TOTALS</b> |                  | <b>11-1</b> |                           | <b>6-10</b> |       |







2021 GAME-BY-GAME REGULAR-SEASON STATISTICS (GIANTS)


| DATE               | OPPONENT         | P/S         |              | W/L         | SCORE   |
|--------------------|------------------|-------------|--------------|-------------|---------|
| 09/12              | Broncos          | P           |              | L           | 13-27   |
| 09/16              | at Football Team | P           |              | L           | 29-30   |
| 09/26              | Falcons          | P           |              | L           | 14-17   |
| 10/03              | at Saints        | P           |              | W           | 27-21 + |
| 10/10              | at Cowboys       | S           |              | L           | 20-44   |
| 10/17              | Rams             | P           |              | L           | 11-38   |
| 10/24              | Panthers         | S           |              | W           | 25-3    |
| 11/01              | at Chiefs        | S           |              | L           | 17-20   |
| 11/07              | Raiders          | S           |              | W           | 23-16   |
| 11/22              | at Buccaneers    | P           |              | L           | 10-30   |
| 11/28              | Eagles           | P           |              | W           | 13-7    |
| 12/05              | at Dolphins      | P           |              | L           | 9-20    |
| 12/12              | at Chargers      | P           |              | L           | 21-37   |
| 12/19              | Cowboys          | P           |              | L           | 6-21    |
| 12/26              | at Eagles        | S           |              | L           | 10-34   |
| 01/02              | at Bears         |             | DID NOT PLAY | L           | 3-29    |
| 01/09              | Football Team    |             | DID NOT PLAY | L           | 7-22    |
| <b>2021 TOTALS</b> |                  | <b>15-5</b> |              | <b>4-13</b> |         |

+ - Overtime

2022 GAME-BY-GAME REGULAR-SEASON STATISTICS (GIANTS)

| DATE               | OPPONENT      | P/S        |              | W/L/T        | SCORE |
|--------------------|---------------|------------|--------------|--------------|-------|
| 09/11              | at Titans     |            | RESERVED/PUP | W            | 21-20 |
| 09/18              | Panthers      |            | RESERVED/PUP | W            | 19-16 |
| 09/26              | Cowboys       |            | RESERVED/PUP | L            | 16-23 |
| 10/02              | Bears         |            | RESERVED/PUP | W            | 20-12 |
| 10/09              | at Packers    |            | RESERVED/PUP | W            | 27-22 |
| 10/16              | Ravens        |            | RESERVED/PUP | W            | 24-20 |
| 10/23              | at Jaguars    |            | RESERVED/PUP | W            | 23-17 |
| 10/30              | at Seahawks   |            | RESERVED/PUP | L            | 13-27 |
| 11/13              | Texans        | P          |              | W            | 24-16 |
| 11/20              | Lions         | P          |              | L            | 18-31 |
| 11/24              | at Cowboys    | P          |              | L            | 20-28 |
| 12/04              | Commanders    | P          |              | T            | 20-20 |
| 12/11              | Eagles        | P          |              | L            | 22-48 |
| 12/18              | at Commanders | P          |              | W            | 20-12 |
| 12/24              | at Vikings    | P          |              | L            | 24-27 |
| 01/01              | Colts         | P          |              | W            | 38-10 |
| 01/08              | at Eagles     | P          |              | L            | 16-22 |
| <b>2022 TOTALS</b> |               | <b>9-0</b> |              | <b>9-7-1</b> |       |





74 G



**BEN**  
**POWERS**

**HEIGHT/WEIGHT:** 6-4 / 338

**COLLEGE:** Oklahoma

**BIRTHDAY:** Oct. 29, 1996

**BORN:** Wichita, Kan.

**NFL EXPERIENCE:** 6th YR

**BRONCOS EXPERIENCE:** 2nd YR

**GP/GS:** 69/58

**ACQUIRED:** UFA (Bal.)-'23

**AT A GLANCE**

- 🐾 *A sixth-year guard who appeared in 69 career regular-season games (58 starts) and three postseason games (3 starts) for Baltimore (2019-22) and Denver (2023-24).*
- 🐾 *Played in and started all 17 games at LG during his first season in Denver in 2023, appearing in 1,067 offensive snaps (99.5%).*
- 🐾 *Started all 17 games at LG and played in every offensive snap for Baltimore (1,096) in 2022.*
- 🐾 *Played in 13 games (12 starts) in 2021 after making the transition to LG, blocking for the third-best rushing offense (145.8 ypg) and sixth-best offense (378.8 ypg) in the league.*
- 🐾 *Appeared in all 16 games (7 starts) at RG during the 2020 season, and blocked on a line that paved the way for the league's best rushing attack (191.9 ypg.).*
- 🐾 *Played in 38 games (35 starts) in three seasons at the University of Oklahoma (2016-18), earning consensus All-America and first-team All-Big 12 honors in 2018.*
- 🐾 *Named second-team All-Big 12 in both 2016 and '17 at Oklahoma after spending one season at Butler (Kan.) Community College.*
- 🐾 *Selected by Baltimore in the fourth-round (123rd overall) of the 2019 NFL Draft.*
- 🐾 *Signed by Denver as an unrestricted free agent on March 15, 2023.*

**2023:** Powers started all 17 games for Denver at LG during his first season with the Broncos... Appeared in 1,067 offensive snaps (99.5%)... Made his first start at LG for Denver in the season opener vs. L.V. (9/10).

**2022:** Powers started all 17 games at LG and played in every offensive snap for Baltimore (1,096)... Blocked on a line that helped lead the No. 2 rushing attack (160.0 ypg) in the NFL... Made his first career postseason start at LG at Cin. (1/15), playing in all 69 snaps on offense.

**2021:** Powers played in 13 games (12 starts) after making the transition to LG, blocking for the third-best rushing offense (145.8 ypg) and sixth-best total offense (378.8 ypg) in the league... Made his first career start at LG vs. K.C. (9/19).

**2020:** Powers appeared in all 16 games (7 starts at RG), blocking on a line that paved the way for the league's best rushing attack (191.9 ypg.)... Also started both postseason games for the Ravens, appearing in all 143 offensive snaps... Baltimore also posted a franchise-record 24 rushing scores and the third-most rushing yards (3,071) by a team in a 16-game NFL season... Made his season debut vs. Cle. (9/13)... Started his first career game vs. Ten. (11/22)... Made his NFL playoffs debut and first start in the postseason at RG in the AFC Wildcard game at Ten. (1/10)... Also started at RG in the AFC Divisional Round at Buf. (1/16).

**2019:** Powers, who was selected by Baltimore in the fourth round (123rd overall), appeared in one game during his rookie season... Was inactive for Weeks 1-16... Made his NFL debut vs. Pit. (12/29).

**COLLEGE:** Powers was a three-year starter at the University of Oklahoma (2016-18), playing in 38 games (35 starts) for the Sooners... Helped lead Oklahoma to two College Football Playoff appearances (2017, '18) and three Big 12 Championships (2016, '17, '18)... Was awarded consensus All-America honors during his senior season and was named first-team All-Big 12 by the Associated Press and the league's coaches... Was a member of the offensive line unit in 2018 to win the Joe Moore Award, annually given to the most outstanding offensive line in college football... Named second-team All-Big 12 in 2017, after playing in all 14 games (12 starts)... Earned All-Big 12 second team honors in 2016 by the Associated Press after playing 11 games (10 starts) and allowing just one sack on 595 offensive snaps... Played one year at Butler (Kan.) Community College.

**PERSONAL:** Powers attended Kapaun Mt. Carmel High School in Wichita, Kan., where he lettered in football and wrestling... Was the state runner-up in wrestling in the 285 lbs. division... Ben Powers was born Oct. 29, 1996 in Wichita, Kan.

**Transactions**





Signed by Baltimore as a draft choice 5/3/19; Signed by Denver as an unrestricted free agent 3/16/23.

Ben Powers' NFL Regular Season Statistics

| DATE              | TEAM    | GP        | GS        |
|-------------------|---------|-----------|-----------|
| 2019              | Ravens  | 1         | 0         |
| 2020              | Ravens  | 16        | 7         |
| 2021              | Ravens  | 13        | 12        |
| 2022              | Ravens  | 17        | 17        |
| 2023              | Broncos | 17        | 17        |
| 2024              | Broncos | 5         | 5         |
| <b>NFL TOTALS</b> |         | <b>69</b> | <b>58</b> |

Ben Powers' NFL Postseason Statistics

| DATE              | TEAM   | GP       | GS       |
|-------------------|--------|----------|----------|
| 2019              | Ravens | 0        | 0        |
| 2020              | Ravens | 2        | 2        |
| 2022              | Ravens | 1        | 1        |
| <b>NFL TOTALS</b> |        | <b>3</b> | <b>3</b> |

2019 GAME-BY-GAME REGULAR-SEASON STATISTICS (RAVENS)

| DATE               | OPPONENT    | P/S        |                  | W/L         | SCORE      |
|--------------------|-------------|------------|------------------|-------------|------------|
| 09/08              | at Dolphins |            | ON INACTIVE LIST | W           | 59-10      |
| 09/15              | Cardinals   |            | INACTIVE         | W           | 23-17      |
| 09/22              | at Chiefs   |            | INACTIVE         | L           | 28-33      |
| 09/29              | Browns      |            | INACTIVE         | L           | 25-40      |
| 10/06              | at Steelers |            | INACTIVE         | W           | 26-23<br>+ |
| 10/13              | Bengals     |            | INACTIVE         | W           | 23-17      |
| 10/20              | at Seahawks |            | INACTIVE         | W           | 30-16      |
| 11/03              | Patriots    |            | INACTIVE         | W           | 37-20      |
| 11/10              | at Bengals  |            | INACTIVE         | W           | 49-13      |
| 11/17              | Texans      |            | INACTIVE         | W           | 41-7       |
| 11/25              | at Rams     |            | INACTIVE         | W           | 45-6       |
| 12/01              | 49ers       |            | INACTIVE         | W           | 20-17      |
| 12/08              | at Bills    |            | INACTIVE         | W           | 24-17      |
| 12/12              | Jets        |            | INACTIVE         | W           | 42-21      |
| 12/22              | at Browns   |            | INACTIVE         | W           | 31-15      |
| 12/29              | Steelers    | P          |                  | W           | 28-10      |
| <b>2019 TOTALS</b> |             | <b>1-0</b> |                  | <b>14-2</b> |            |

+ - Overtime





2020 GAME-BY-GAME REGULAR-SEASON STATISTICS (RAVENS)

| DATE               | OPPONENT         | P/S         |  | W/L         | SCORE  |
|--------------------|------------------|-------------|--|-------------|--------|
| 09/13              | Browns           | P           |  | W           | 38-6   |
| 09/20              | at Texans        | P           |  | W           | 33-16  |
| 09/28              | Chiefs           | P           |  | L           | 20-34  |
| 10/04              | at Football Team | P           |  | W           | 31-17  |
| 10/11              | Bengals          | P           |  | W           | 27-3   |
| 10/18              | at Eagles        | P           |  | W           | 30-28  |
| 11/01              | Steelers         | P           |  | L           | 24-28  |
| 11/08              | at Colts         | P           |  | W           | 24-10  |
| 11/15              | at Patriots      | P           |  | L           | 17-23  |
| 11/22              | Titans           | S           |  | L           | 24-30+ |
| 12/02              | at Steelers      | S           |  | L           | 14-19  |
| 12/08              | Cowboys          | S           |  | W           | 34-17  |
| 12/14              | at Browns        | S           |  | W           | 47-42  |
| 12/20              | Jaguars          | S           |  | W           | 40-14  |
| 12/27              | Giants           | S           |  | W           | 27-13  |
| 01/03              | at Bengals       | S           |  | W           | 38-3   |
| <b>2020 TOTALS</b> |                  | <b>16-7</b> |  | <b>11-5</b> |        |

+ - Overtime

2021 GAME-BY-GAME REGULAR-SEASON STATISTICS (RAVENS)

| DATE               | OPPONENT    | P/S          |                  | W/L        | SCORE  |
|--------------------|-------------|--------------|------------------|------------|--------|
| 09/13              | at Raiders  | P            |                  | L          | 27-33+ |
| 09/19              | Chiefs      | S            |                  | W          | 36-35  |
| 09/26              | at Lions    | S            |                  | W          | 19-17  |
| 10/03              | at Broncos  | S            |                  | W          | 23-7   |
| 10/11              | Colts       | S            |                  | W          | 31-25+ |
| 10/17              | Chargers    | S            |                  | W          | 34-6   |
| 10/24              | Bengals     | S            |                  | L          | 17-41  |
| 11/07              | Vikings     | S            |                  | W          | 34-31+ |
| 11/11              | at Dolphins | S            |                  | L          | 10-22  |
| 11/21              | at Bears    | S            |                  | W          | 16-13  |
| 11/28              | Browns      | S            |                  | W          | 16-10  |
| 12/05              | at Steelers | S            |                  | L          | 19-20  |
| 12/12              | at Browns   | S            |                  | L          | 22-24  |
| 12/19              | Packers     |              | ON INACTIVE LIST | L          | 30-31  |
| 12/26              | at Bengals  |              | ON INACTIVE LIST | L          | 21-41  |
| 01/02              | Rams        |              | ON INACTIVE LIST | L          | 19-20  |
| 01/09              | Steelers    |              | ON INACTIVE LIST | L          | 13-16+ |
| <b>2021 TOTALS</b> |             | <b>13-12</b> |                  | <b>8-9</b> |        |

+ - Overtime





2022 GAME-BY-GAME REGULAR-SEASON STATISTICS (RAVENS)

| DATE               | OPPONENT      | P/S          | W/L         | SCORE |
|--------------------|---------------|--------------|-------------|-------|
| 09/11              | at Jets       | S            | W           | 24-9  |
| 09/18              | Dolphins      | S            | L           | 38-42 |
| 09/25              | at Patriots   | S            | W           | 37-26 |
| 10/02              | Bills         | S            | L           | 20-23 |
| 10/09              | Bengals       | S            | W           | 19-17 |
| 10/16              | at Giants     | S            | L           | 20-24 |
| 10/23              | Browns        | S            | W           | 23-20 |
| 10/27              | at Buccaneers | S            | W           | 27-22 |
| 11/07              | at Saints     | S            | W           | 27-13 |
| 11/20              | Panthers      | S            | W           | 13-3  |
| 11/27              | at Jaguars    | S            | L           | 27-28 |
| 12/04              | Broncos       | S            | W           | 10-9  |
| 12/11              | at Steelers   | S            | W           | 16-14 |
| 12/17              | at Browns     | S            | L           | 3-13  |
| 12/24              | Falcons       | S            | W           | 17-9  |
| 01/01              | Steelers      | S            | L           | 13-16 |
| 01/08              | at Bengals    | S            | L           | 16-27 |
| <b>2022 TOTALS</b> |               | <b>17-17</b> | <b>10-7</b> |       |





11 WR



**JOSH REYNOLDS**

**HEIGHT/WEIGHT:** 6-3 / 194

**COLLEGE:** Texas A&M

**BIRTHDAY:** Feb. 16, 1995

**BORN:** San Antonio, Texas

**NFL EXPERIENCE:** 8th YR

**BRONCOS EXPERIENCE:** 1st YR

**GP/GS:** 112/54

**ACQUIRED:** UFA (Det.)-'24

**AT A GLANCE**

- An eighth-year wide receiver who has appeared in 112 regular-season games (54 starts) with the L.A. Rams (2017-20), Tennessee (2021), Detroit (2021-23) and Denver (2024), making 232 receptions for 3,116 yards (13.4 avg.) with 20 touchdowns. Also played in nine postseason games (5 starts) with the Rams and Lions, totaling 19 catches for 318 yards (16.7 avg.) with one score.
- Appeared in all 17 games (13 starts) in 2023 and totaled 40 receptions for 608 yards (15.2 avg.) with five touchdowns along with eight catches for 132 yards (16.5 avg.) with one touchdown in three postseason games (2 starts).
- Played in 14 games (11 starts) with Detroit in 2022, recording 479 yards on 38 receptions (12.6 avg.) with three scores.
- Combined for 29 receptions for 396 yards (13.7 avg.) with two touchdowns in 12 games (5 starts) between Tennessee (five games) and Detroit (seven games) in 2021.
- In 2020, set career highs in receptions (52) and yards (618) and posted two receiving scores in 16 games (13 starts).
- Started 8-of-16 games played in 2018, totaling 29 catches for 402 yards (13.9 avg.) with a career-high five touchdowns along with two rushes for eight yards (4.0 avg.).
- Played collegiately at Texas A&M University (2014-16), where he played in 38 games (36 starts) and recorded 2,788 yards on 164 receptions (17.0 avg.) with 30 scores.
- Selected by the Rams in the fourth round (117th overall) of the 2017 NFL Draft.
- Signed by the Broncos as an unrestricted free agent (Detroit) on March 28, 2024.

**2024:** Reynolds made his Broncos debut in the Week 1 matchup at Sea. (9/8), catching five passes for 45 yards (9.0 avg.)... Tallied a team-high 93 yards on four receptions (23.3 avg.) in the home opener vs. Pit. (9/15)... Recorded his first career touchdown reception on a nine-yard pass from QB Bo Nix in the game vs. L.V. (10/6).

**2023:** Reynolds appeared in all 17 games (13 starts), totaling 40 receptions for 608 yards (15.2 avg.) with five touchdowns... Also made an appearance in three postseason games (2 starts) and caught eight passes for 132 yards (16.5 avg.) with one touchdown... Caught four passes for 80 yards (20.0 avg.) in the Week 1 win at K.C. (9/7)... Produced 66 yards on five receptions—including a career-high-tying two touchdowns—vs. Sea. (9/17)... Made four receptions for 76 yards (19.0 avg.) with one touchdown vs. Car. (10/8)... Registered three catches for 50 yards (16.7 avg.) at T.B. (10/15)... Set postseason highs with five receptions for 80 yards in the NFC Wild Card Round vs. LAR (1/14)... Caught two passes for 27 yards with his first career touchdown in the postseason in the NFL Divisional Round vs. T.B. (1/21)... Also made an appearance in the NFC Championship at S.F. (1/28), making one catch for 25 yards.

**2022:** Reynolds played in 14 games (11 starts) with Detroit, recording 479 yards on 38 receptions (12.6 avg.) with three scores... Set a career-high with 96 yards on six receptions (16.0 avg.) at Min. (9/25)... Caught seven passes for 81 yards (11.6 avg.) with one touchdown vs. Sea. (10/2)... Produced 92 yards on six receptions (15.3 avg.) at N.E. (10/9)... Recorded 51 yards on five receptions (10.2 avg.) vs. Min. (12/11).

**2021:** Reynolds combined for 29 receptions for 396 yards (13.7 avg.) with two touchdowns in 12 games (5 starts) between Tennessee (five games) and Detroit (seven games)... Caught six passes for 59 yards (9.8 avg.) at NYJ (10/3)... Was waived by Tennessee on Nov. 9 and signed off waivers by Detroit on Nov. 10... Recorded a season-high 70 yards on three receptions (23.3 avg.) with one touchdown vs. Chi. (11/25)... Totaled four catches for 69 yards (17.3 avg.) vs. Min. (12/5)... Made three receptions for 52 yards (17.3 avg.) at Den. (11/12)... Registered his second touchdown of the season after catching six passes for 68 yards (11.3 avg.) with one score vs. Ari. (12/19).

**2020:** Reynolds set career highs in receptions (52) and yards (618) and posted two receiving scores in 16 games (13 starts)... Totaled four receptions for 60 yards (15.0 avg.) at Buf. (9/27)... Posted two catches for 45 yards (22.5 avg.) with his first touchdown of the season at S.F. (10/18)... Recorded his second touchdown in consecutive games after making four receptions for 52 yards (13.0 avg.) with one score vs. Chi. (10/26)... Tallied a career-high eight catches for 94 yards (11.8 avg.) vs. Sea. (11/15)... Notched six catches for 65 yards (10.8 avg.) at Sea. (12/27)... Appeared in the NFL Wild Card Round at Sea. (1/9) and caught three passes for 65 yards (21.7 avg.) in the NFC Divisional Round at G.B. (1/16).





**2019:** Reynolds totaled 21 receptions for 326 yards (15.5 avg.) with one touchdown and also rushed five times for 23 yards (4.6 avg.) in 16 games (2 starts)... Caught three passes for 73 yards (24.3 avg.) with one touchdown vs. Cin. (10/27)... Totalled 49 yards on three receptions (16.3 avg.) at Pit. (11/10)... Produced 55 yards on three catches (18.3 avg.) vs. Chi. (11/17).

**2018:** Reynolds started 8-of-16 games played in his second season with the Rams, totaling 29 catches for 402 yards (13.9 avg.) with a career-high five touchdowns along with two rushes for eight yards (4.0 avg.)... Also played in three postseason games (2 starts) and made eight catches for 121 yards (15.1 avg.) and rushed two times for 25 yards (12.5 avg.)... Made three receptions for 42 yards (14.0 avg.) vs. G.B. (10/28)... Set a season-high 80 yards on six receptions (13.3 avg.) and also caught one touchdown vs. K.C. (11/19)... Caught five passes for 70 yards (14.0 avg.) vs. Phi. (12/16)... Tied a career high of two touchdown catches vs. S.F. (12/30), racking up four total receptions for 55 yards (13.8 avg.)... Made one catch for 19 yards in the NFC Divisional Round vs. Dal. (1/12)... Totalled four catches for 74 yards (18.5 avg.) in the NFC Conference Championship at N.O. (1/20)... Made three catches for 28 yards in Super Bowl LIII vs. N.E. (2/3)

**2017:** Reynolds appeared in 16 games (1 start) after being drafted in the fourth-round (117th overall) in the 2017 NFL Draft by the L.A. Rams... Totalled 11 catches for 104 yards (9.5 avg.) with one touchdown... Made his NFL debut vs. Ind. (9/10)... Caught his first pass for a 28-yard gain vs. Was. (9/17)... Started his first career game vs. N.O. (11/26), totaling four receptions for 37 yards (9.3 avg.).

**COLLEGE:** Reynolds played collegiately at Texas A&M University (2014-16), where he played in 38 games (36 starts) and recorded 2,788 yards on 164 receptions (17.0 avg.) with 30 scores... Made 13 starts in 2016, producing a career-high 1,039 yards with 12 touchdowns on 61 catches (17.0 avg.)... Started all 12 games played in 2015 and totaled 51 catches for 907 yards (17.8 avg.) with five touchdowns... Posted a team-best 842 yards with 13 touchdowns on 52 receptions (16.2 avg.) during the 2014 season... Also played at Tyler Junior College in Tyler, Texas in 2013, where he made 44 catches for 782 yards (17.8 avg.) with 12 touchdowns.

**PERSONAL:** Reynolds attended John Jay High School in San Antonio, Texas, where he was named to the San Antonio-News' Class 5A "Super Team" as a senior... Also named all-district 27-5A honors after making 44 receptions for 667 yards (15.2 avg.) with eight scores... Josh Reynolds was born on Feb. 16, 1995, in San Antonio, Texas.

**Transactions**

Signed by L.A. Rams as a draft pick 6/21/17; Signed by Tennessee 3/23/21; Waived by Tennessee 11/9/21; Signed by Detroit 11/10/21; Re-signed by Detroit 3/8/22; Signed by Denver 3/28/24.

**REGULAR SEASON COMPARISON: RECEIVING - LOS ANGELES CHARGERS**

| DATE          | OPP        | W/L | GP/GS      | REC        | YDS.     | AVG.      | TD         | LG       | TGTS     | YAC      |
|---------------|------------|-----|------------|------------|----------|-----------|------------|----------|----------|----------|
| 9/23/18       | LA vs. LAC | W   | P          | 0          | 0        | 0         | 0          | 0        | 0        | 0        |
| 11/12/23      | DET @ LAC  | W   | S          | 2          | 15       | 7.5       | 0          | 8        | 4        | 0        |
| <b>TOTALS</b> |            |     | <b>2/0</b> | <b>2/1</b> | <b>2</b> | <b>15</b> | <b>7.5</b> | <b>0</b> | <b>8</b> | <b>4</b> |





Josh Reynolds' NFL Regular Season Rushing/Receiving Statistics

| DATE   | TEAM         | GP         | GS        | RECEIVING  |              |             |            |           | RUSHING  |           |            |           |          |
|--|--------------|------------|-----------|------------|--------------|-------------|------------|-----------|----------|-----------|------------|-----------|----------|
|  |              |            |           | NO.        | YDS.         | AVG.        | LG         | TD        | NO.      | YDS.      | AVG.       | LG        | TD       |
| 2017   | Rams         | 16         | 1         | 11         | 104          | 9.5         | 28         | 1         | 0        | 0         | 0.0        | 0         | 0        |
| 2018   | Rams         | 16         | 8         | 29         | 402          | 13.9        | 33         | 5         | 2        | 8         | 4.0        | 10        | 0        |
| 2019   | Rams         | 16         | 2         | 21         | 326          | 15.5        | 31t        | 1         | 5        | 23        | 4.6        | 12        | 0        |
| 2020   | Rams         | 16         | 13        | 52         | 618          | 11.9        | 40t        | 2         | 1        | 5         | 5.0        | 5         | 0        |
| 2021   | Titans       | 5          | 0         | 10         | 90           | 9.0         | 12         | 0         | 0        | 0         | 0.0        | 0         | 0        |
| Went from <b>Tennessee</b> to <b>Detroit</b> . |              |            |           |            |              |             |            |           |          |           |            |           |          |
| 2021   | Lions        | 7          | 5         | 19         | 306          | 16.1        | 39t        | 2         | 0        | 0         | 0.0        | 0         | 0        |
| 2021   | <b>TOTAL</b> | <b>12</b>  | <b>5</b>  | <b>29</b>  | <b>396</b>   | <b>13.7</b> | <b>39t</b> | <b>2</b>  | <b>0</b> | <b>0</b>  | <b>0.0</b> | <b>0</b>  | <b>0</b> |
| 2022   | Lions        | 14         | 11        | 38         | 479          | 12.6        | 31         | 3         | 0        | 0         | 0.0        | 0         | 0        |
| 2023   | Lions        | 17         | 13        | 40         | 608          | 15.2        | 33         | 5         | 0        | 0         | 0.0        | 0         | 0        |
| 2024   | Broncos      | 5          | 1         | 12         | 183          | 15.3        | 49         | 1         | 0        | 0         | 0.0        | 0         | 0        |
| <b>NFL TOTALS</b>                              |              | <b>112</b> | <b>54</b> | <b>232</b> | <b>3,116</b> | <b>13.4</b> | <b>49</b>  | <b>20</b> | <b>8</b> | <b>36</b> | <b>4.5</b> | <b>12</b> | <b>0</b> |

Josh Reynolds' NFL Postseason Rushing/Receiving Statistics

| DATE              | TEAM  | GP       | GS       | RECEIVING |            |             |           |          | RUSHING  |           |             |           |          |
|-------------------|-------|----------|----------|-----------|------------|-------------|-----------|----------|----------|-----------|-------------|-----------|----------|
|                   |       |          |          | NO.       | YDS.       | AVG.        | LG        | TD       | NO.      | YDS.      | AVG.        | LG        | TD       |
| 2017              | Rams  | 1        | 0        | 0         | 0          | 0.0         | 0         | 0        | 0        | 0         | 0.0         | 0         | 0        |
| 2018              | Rams  | 3        | 2        | 8         | 121        | 15.1        | 33        | 0        | 2        | 25        | 12.5        | 16        | 0        |
| 2020              | Rams  | 2        | 1        | 3         | 65         | 21.7        | 28        | 0        | 0        | 0         | 0.0         | 0         | 0        |
| 2023              | Lions | 3        | 2        | 8         | 132        | 16.5        | 33        | 1        | 0        | 0         | 0.0         | 0         | 0        |
| <b>NFL TOTALS</b> |       | <b>9</b> | <b>5</b> | <b>19</b> | <b>318</b> | <b>16.7</b> | <b>33</b> | <b>1</b> | <b>2</b> | <b>25</b> | <b>12.5</b> | <b>16</b> | <b>0</b> |

Josh Reynolds' NFL Regular Season Return Statistics

| DATE   | TEAM         | KICKOFF RETURNS |          |            |          |          | PUNT RETURNS |          |          |            |          |          |
|--|--------------|-----------------|----------|------------|----------|----------|--------------|----------|----------|------------|----------|----------|
|  |              | RET.            | YDS.     | AVG.       | LG       | TD       | NO.          | FC       | YDS.     | AVG.       | LG       | TD       |
| 2017   | Rams         | 0               | 0        | 0.0        | 0        | 0        | 0            | 0        | 0        | 0.0        | 0        | 0        |
| 2018   | Rams         | 0               | 0        | 0.0        | 0        | 0        | 0            | 0        | 0        | 0.0        | 0        | 0        |
| 2019   | Rams         | 0               | 0        | 0.0        | 0        | 0        | 0            | 0        | 0        | 0.0        | 0        | 0        |
| 2020   | Rams         | 0               | 0        | 0.0        | 0        | 0        | 0            | 0        | 0        | 0.0        | 0        | 0        |
| 2021   | Titans       | 0               | 0        | 0.0        | 0        | 0        | 0            | 0        | 0        | 0.0        | 0        | 0        |
| Went from <b>Tennessee</b> to <b>Detroit</b> . |              |                 |          |            |          |          |              |          |          |            |          |          |
| 2021   | Lions        | 0               | 0        | 0.0        | 0        | 0        | 0            | 0        | 0        | 0.0        | 0        | 0        |
| 2021   | <b>TOTAL</b> | <b>0</b>        | <b>0</b> | <b>0.0</b> | <b>0</b> | <b>0</b> | <b>0</b>     | <b>0</b> | <b>0</b> | <b>0.0</b> | <b>0</b> | <b>0</b> |
| 2022   | Lions        | 0               | 0        | 0.0        | 0        | 0        | 0            | 0        | 0        | 0.0        | 0        | 0        |
| 2023   | Lions        | 0               | 0        | 0.0        | 0        | 0        | 0            | 0        | 0        | 0.0        | 0        | 0        |
| 2024   | Broncos      | 0               | 0        | 0.0        | 0        | 0        | 0            | 0        | 0        | 0.0        | 0        | 0        |
| <b>NFL TOTALS</b>                              |              | <b>0</b>        | <b>0</b> | <b>0.0</b> | <b>0</b> | <b>0</b> | <b>0</b>     | <b>0</b> | <b>0</b> | <b>0.0</b> | <b>0</b> | <b>0</b> |







Josh Reynolds' NFL Postseason Return Statistics

| DATE              | TEAM  | KICKOFF RETURNS |          |            |          |          | PUNT RETURNS |          |          |            |          |          |
|-------------------|-------|-----------------|----------|------------|----------|----------|--------------|----------|----------|------------|----------|----------|
|                   |       | RET.            | YDS.     | AVG.       | LG       | TD       | NO.          | FC       | YDS.     | AVG.       | LG       | TD       |
| 2017              | Rams  | 0               | 0        | 0.0        | 0        | 0        | 0            | 0        | 0        | 0.0        | 0        | 0        |
| 2018              | Rams  | 0               | 0        | 0.0        | 0        | 0        | 0            | 0        | 0        | 0.0        | 0        | 0        |
| 2020              | Rams  | 0               | 0        | 0.0        | 0        | 0        | 0            | 0        | 0        | 0.0        | 0        | 0        |
| 2023              | Lions | 0               | 0        | 0.0        | 0        | 0        | 0            | 0        | 0        | 0.0        | 0        | 0        |
| <b>NFL TOTALS</b> |       | <b>0</b>        | <b>0</b> | <b>0.0</b> | <b>0</b> | <b>0</b> | <b>0</b>     | <b>0</b> | <b>0</b> | <b>0.0</b> | <b>0</b> | <b>0</b> |

SINGLE-GAME HIGHS: RUSHING/RECEIVING

**Rush Attempts** 3 vs. Seattle Seahawks, Dec 08, 2019  
 1 at Seattle Seahawks, Dec 27, 2020  
 1 vs. Chicago Bears, Nov 17, 2019  
 1 vs. Cincinnati Bengals, Oct 27, 2019  
 ...2 more at 1.

**Rushing Yards** 29 vs. Seattle Seahawks, Dec 08, 2019  
 10 at Seattle Seahawks, Oct 07, 2018  
 5 at Seattle Seahawks, Dec 27, 2020

**Longest Runs** 12 vs. Seattle Seahawks, Dec 08, 2019  
 10 vs. Seattle Seahawks, Dec 08, 2019  
 10 at Seattle Seahawks, Oct 07, 2018  
 7 vs. Seattle Seahawks, Dec 08, 2019  
 5 at Seattle Seahawks, Dec 27, 2020

**Receptions** 8 vs. Seattle Seahawks, Nov 15, 2020  
 7 vs. Seattle Seahawks, Oct 02, 2022  
 6 at New England Patriots, Oct 09, 2022  
 6 at Minnesota Vikings, Sep 25, 2022  
 6 vs. Arizona Cardinals, Dec 19, 2021  
 ...3 more at 6.

**Receiving Yards** 96 at Minnesota Vikings, Sep 25, 2022  
 94 vs. Seattle Seahawks, Nov 15, 2020  
 93 vs. Pittsburgh Steelers, Sep 15, 2024  
 92 at New England Patriots, Oct 09, 2022  
 81 vs. Seattle Seahawks, Oct 02, 2022

**Receiving Average** 24.3 vs. Cincinnati Bengals, Oct 27, 2019  
 23.3 vs. Chicago Bears, Nov 25, 2021  
 23.3 vs. Pittsburgh Steelers, Sep 15, 2024  
 23.0 at Green Bay Packers, Sep 28, 2023  
 20.0 at Kansas City Chiefs, Sep 07, 2023

**Longest Receptions** 49 vs. Pittsburgh Steelers, Sep 15, 2024  
 40t at San Francisco 49ers, Oct 18, 2020  
 39t vs. Chicago Bears, Nov 25, 2021  
 33 at Kansas City Chiefs, Sep 07, 2023  
 33 vs. Philadelphia Eagles, Dec 16, 2018

**Receiving TDs** 2 vs. Seattle Seahawks, Sep 17, 2023  
 2 vs. San Francisco 49ers, Dec 30, 2018  
 2 vs. Green Bay Packers, Oct 28, 2018  
 1 vs. Las Vegas Raiders, Oct 06, 2024  
 ...13 more at 1.

**All-Purpose Yards** 96 at Minnesota Vikings, Sep 25, 2022  
 94 vs. Seattle Seahawks, Nov 15, 2020  
 93 vs. Pittsburgh Steelers, Sep 15, 2024  
 92 at New England Patriots, Oct 09, 2022  
 81 vs. Seattle Seahawks, Oct 02, 2022

**Special Teams Tackles** 1 at Seattle Seahawks, Oct 07, 2018  
 1 at Tennessee Titans, Dec 24, 2017  
 1 vs. Arizona Cardinals, Oct 22, 2017  
 ...1 more at 1.

**Most TDs** 2 vs. Seattle Seahawks, Sep 17, 2023  
 2 vs. San Francisco 49ers, Dec 30, 2018  
 2 vs. Green Bay Packers, Oct 28, 2018  
 1 vs. Las Vegas Raiders, Oct 06, 2024  
 ...13 more at 1.

**Miscellaneous Tackles** 2 at Cleveland Browns, Nov 21, 2021  
 1 at Dallas Cowboys, Oct 23, 2022  
 1 vs. New York Jets, Dec 20, 2020  
 1 vs. Baltimore Ravens, Nov 25, 2019  
 ...3 more at 1.

**Scrimmage Yards** 96 at Minnesota Vikings, Sep 25, 2022  
 94 vs. Seattle Seahawks, Nov 15, 2020  
 93 vs. Pittsburgh Steelers, Sep 15, 2024  
 92 at New England Patriots, Oct 09, 2022  
 81 vs. Seattle Seahawks, Oct 02, 2022





SINGLE-GAME HIGHS - POSTSEASON: RUSHING/RECEIVING

**Rush Attempts** 1 at New Orleans Saints, Jan 20, 2019  
1 vs. Dallas Cowboys, Jan 12, 2019

**Rushing Yards** 16 at New Orleans Saints, Jan 20, 2019  
9 vs. Dallas Cowboys, Jan 12, 2019

**Longest Runs** 16 at New Orleans Saints, Jan 20, 2019  
9 vs. Dallas Cowboys, Jan 12, 2019

**Receptions** 5 vs. Los Angeles Rams, Jan 14, 2024  
4 at New Orleans Saints, Jan 20, 2019  
3 at Green Bay Packers, Jan 16, 2021  
3 vs. New England Patriots, Feb 03, 2019  
2 vs. Tampa Bay Buccaneers, Jan 21, 2024

**Receiving Yards** 80 vs. Los Angeles Rams, Jan 14, 2024  
74 at New Orleans Saints, Jan 20, 2019  
65 at Green Bay Packers, Jan 16, 2021  
28 vs. New England Patriots, Feb 03, 2019  
27 vs. Tampa Bay Buccaneers, Jan 21, 2024

**Receiving Average** 21.7 at Green Bay Packers, Jan 16, 2021  
18.5 at New Orleans Saints, Jan 20, 2019  
16.0 vs. Los Angeles Rams, Jan 14, 2024  
9.3 vs. New England Patriots, Feb 03, 2019

**Longest Receptions** 33 vs. Los Angeles Rams, Jan 14, 2024  
33 at New Orleans Saints, Jan 20, 2019  
28 at Green Bay Packers, Jan 16, 2021  
25 at San Francisco 49ers, Jan 28, 2024  
24 vs. Los Angeles Rams, Jan 14, 2024

**Receiving TDs** 1 vs. Tampa Bay Buccaneers, Jan 21, 2024

**All-Purpose Yards** 90 at New Orleans Saints, Jan 20, 2019  
80 vs. Los Angeles Rams, Jan 14, 2024  
65 at Green Bay Packers, Jan 16, 2021  
28 vs. New England Patriots, Feb 03, 2019  
28 vs. Dallas Cowboys, Jan 12, 2019

**Special Teams Tackles** 1 vs. Atlanta Falcons, Jan 06, 2018

**Most TDs** 1 vs. Tampa Bay Buccaneers, Jan 21, 2024

**Scrimmage Yards** 90 at New Orleans Saints, Jan 20, 2019  
80 vs. Los Angeles Rams, Jan 14, 2024  
65 at Green Bay Packers, Jan 16, 2021  
28 vs. New England Patriots, Feb 03, 2019  
28 vs. Dallas Cowboys, Jan 12, 2019

2023 GAME-BY-GAME REGULAR-SEASON STATISTICS (LIONS)

| DATE               | OPPONENT      | P/S          | RECEIVING |            |             |           |          | RUSHING  |          |            |          |          | W/L         | SCO RE     |
|--------------------|---------------|--------------|-----------|------------|-------------|-----------|----------|----------|----------|------------|----------|----------|-------------|------------|
|                    |               |              | NO.       | YDS.       | AVG.        | LG        | TD       | NO.      | YDS.     | AVG.       | LG       | TD       |             |            |
| 09/07              | at Chiefs     | S            | 4         | 80         | 20.0        | 33        | 0        | 0        | 0        | 0.0        | 0        | 0        | W           | 21-20      |
| 09/17              | Seahawks      | P            | 5         | 66         | 13.2        | 22t       | 2        | 0        | 0        | 0.0        | 0        | 0        | L           | 31-37<br>+ |
| 09/24              | Falcons       | S            | 0         | 0          | 0.0         | 0         | 0        | 0        | 0        | 0.0        | 0        | 0        | W           | 20-6       |
| 09/28              | at Packers    | S            | 3         | 69         | 23.0        | 26        | 0        | 0        | 0        | 0.0        | 0        | 0        | W           | 34-20      |
| 10/08              | Panthers      | S            | 4         | 76         | 19.0        | 27        | 1        | 0        | 0        | 0.0        | 0        | 0        | W           | 42-24      |
| 10/15              | at Buccaneers | S            | 3         | 50         | 16.7        | 21        | 0        | 0        | 0        | 0.0        | 0        | 0        | W           | 20-6       |
| 10/22              | at Ravens     | P            | 2         | 43         | 21.5        | 22        | 0        | 0        | 0        | 0.0        | 0        | 0        | L           | 6-38       |
| 10/30              | Raiders       | S            | 1         | 13         | 13.0        | 13        | 0        | 0        | 0        | 0.0        | 0        | 0        | W           | 26-14      |
| 11/12              | at Chargers   | S            | 2         | 15         | 7.5         | 8         | 0        | 0        | 0        | 0.0        | 0        | 0        | W           | 41-38      |
| 11/19              | Bears         | S            | 1         | 11         | 11.0        | 11        | 0        | 0        | 0        | 0.0        | 0        | 0        | W           | 31-26      |
| 11/23              | Packers       | P            | 2         | 15         | 7.5         | 12t       | 1        | 0        | 0        | 0.0        | 0        | 0        | L           | 22-29      |
| 12/03              | at Saints     | S            | 1         | 12         | 12.0        | 12        | 0        | 0        | 0        | 0.0        | 0        | 0        | W           | 33-28      |
| 12/10              | at Bears      | S            | 3         | 44         | 14.7        | 27        | 1        | 0        | 0        | 0.0        | 0        | 0        | L           | 13-28      |
| 12/16              | Broncos       | P            | 2         | 41         | 20.5        | 21        | 0        | 0        | 0        | 0.0        | 0        | 0        | W           | 42-17      |
| 12/24              | at Vikings    | S            | 1         | 16         | 16.0        | 16        | 0        | 0        | 0        | 0.0        | 0        | 0        | W           | 30-24      |
| 12/30              | at Cowboys    | S            | 1         | 13         | 13.0        | 13        | 0        | 0        | 0        | 0.0        | 0        | 0        | L           | 19-20      |
| 01/07              | Vikings       | S            | 5         | 44         | 8.8         | 18        | 0        | 0        | 0        | 0.0        | 0        | 0        | W           | 30-20      |
| <b>2023 TOTALS</b> |               | <b>17-13</b> | <b>40</b> | <b>608</b> | <b>15.2</b> | <b>33</b> | <b>5</b> | <b>0</b> | <b>0</b> | <b>0.0</b> | <b>0</b> | <b>0</b> | <b>12-5</b> |            |

+ - Overtime





2024 GAME-BY-GAME REGULAR-SEASON STATISTICS (BRONCOS)

|                    |               |            | RECEIVING |            |             |           |          | RUSHING  |          |            |          |          |            |       |
|--------------------|---------------|------------|-----------|------------|-------------|-----------|----------|----------|----------|------------|----------|----------|------------|-------|
| DATE               | OPPONENT      | P/S        | NO.       | YDS.       | AVG.        | LG        | TD       | NO.      | YDS.     | AVG.       | LG       | TD       | W/L        | SCORE |
| 09/08              | at Seahawks   | P          | 5         | 45         | 9.0         | 25        | 0        | 0        | 0        | 0.0        | 0        | 0        | L          | 20-26 |
| 09/15              | Steelers      | P          | 4         | 93         | 23.3        | 49        | 0        | 0        | 0        | 0.0        | 0        | 0        | L          | 6-13  |
| 09/22              | at Buccaneers | S          | 2         | 36         | 18.0        | 31        | 0        | 0        | 0        | 0.0        | 0        | 0        | W          | 26-7  |
| 09/29              | at Jets       | P          | 0         | 0          | 0.0         | 0         | 0        | 0        | 0        | 0.0        | 0        | 0        | W          | 10-9  |
| 10/06              | Raiders       | P          | 1         | 9          | 9.0         | 9t        | 1        | 0        | 0        | 0.0        | 0        | 0        | W          | 34-18 |
| <b>2024 TOTALS</b> |               | <b>5-1</b> | <b>12</b> | <b>183</b> | <b>15.3</b> | <b>49</b> | <b>1</b> | <b>0</b> | <b>0</b> | <b>0.0</b> | <b>0</b> | <b>0</b> | <b>3-2</b> |       |

2017 GAME-BY-GAME POSTSEASON STATISTICS (RAMS)

|                    |          |            | RECEIVING |          |            |          |          | RUSHING  |          |            |          |          |            |       |
|--------------------|----------|------------|-----------|----------|------------|----------|----------|----------|----------|------------|----------|----------|------------|-------|
| DATE               | OPPONENT | P/S        | NO.       | YDS.     | AVG.       | LG       | TD       | NO.      | YDS.     | AVG.       | LG       | TD       | W/L        | SCORE |
| 01/06              | Falcons  | P          | 0         | 0        | 0.0        | 0        | 0        | 0        | 0        | 0.0        | 0        | 0        | L          | 13-26 |
| <b>2017 TOTALS</b> |          | <b>1-0</b> | <b>0</b>  | <b>0</b> | <b>0.0</b> | <b>0</b> | <b>0</b> | <b>0</b> | <b>0</b> | <b>0.0</b> | <b>0</b> | <b>0</b> | <b>0-1</b> |       |

2018 GAME-BY-GAME POSTSEASON STATISTICS (RAMS)

|                    |           |            | RECEIVING |            |             |           |          | RUSHING  |           |             |           |          |            |            |
|--------------------|-----------|------------|-----------|------------|-------------|-----------|----------|----------|-----------|-------------|-----------|----------|------------|------------|
| DATE               | OPPONENT  | P/S        | NO.       | YDS.       | AVG.        | LG        | TD       | NO.      | YDS.      | AVG.        | LG        | TD       | W/L        | SCORE      |
| 01/12              | Cowboys   | S          | 1         | 19         | 19.0        | 19        | 0        | 1        | 9         | 9.0         | 9         | 0        | W          | 30-22      |
| 01/20              | at Saints | P          | 4         | 74         | 18.5        | 33        | 0        | 1        | 16        | 16.0        | 16        | 0        | W          | 26-23<br>+ |
| 02/03              | Patriots  | S          | 3         | 28         | 9.3         | 11        | 0        | 0        | 0         | 0.0         | 0         | 0        | L          | 3-13       |
| <b>2018 TOTALS</b> |           | <b>3-2</b> | <b>8</b>  | <b>121</b> | <b>15.1</b> | <b>33</b> | <b>0</b> | <b>2</b> | <b>25</b> | <b>12.5</b> | <b>16</b> | <b>0</b> | <b>2-1</b> |            |

+ - Overtime


2020 GAME-BY-GAME POSTSEASON STATISTICS (RAMS)

|                    |             |            | RECEIVING |           |             |           |          | RUSHING  |          |            |          |          |            |       |
|--------------------|-------------|------------|-----------|-----------|-------------|-----------|----------|----------|----------|------------|----------|----------|------------|-------|
| DATE               | OPPONENT    | P/S        | NO.       | YDS.      | AVG.        | LG        | TD       | NO.      | YDS.     | AVG.       | LG       | TD       | W/L        | SCORE |
| 01/09              | at Seahawks | P          | 0         | 0         | 0.0         | 0         | 0        | 0        | 0        | 0.0        | 0        | 0        | W          | 30-20 |
| 01/16              | at Packers  | S          | 3         | 65        | 21.7        | 28        | 0        | 0        | 0        | 0.0        | 0        | 0        | L          | 18-32 |
| <b>2020 TOTALS</b> |             | <b>2-1</b> | <b>3</b>  | <b>65</b> | <b>21.7</b> | <b>28</b> | <b>0</b> | <b>0</b> | <b>0</b> | <b>0.0</b> | <b>0</b> | <b>0</b> | <b>1-1</b> |       |

2023 GAME-BY-GAME POSTSEASON STATISTICS (LIONS)

|                    |            |            | RECEIVING |            |             |           |          | RUSHING  |          |            |          |          |            |       |
|--------------------|------------|------------|-----------|------------|-------------|-----------|----------|----------|----------|------------|----------|----------|------------|-------|
| DATE               | OPPONENT   | P/S        | NO.       | YDS.       | AVG.        | LG        | TD       | NO.      | YDS.     | AVG.       | LG       | TD       | W/L        | SCORE |
| 01/14              | Rams       | S          | 5         | 80         | 16.0        | 33        | 0        | 0        | 0        | 0.0        | 0        | 0        | W          | 24-23 |
| 01/21              | Buccaneers | P          | 2         | 27         | 13.5        | 18        | 1        | 0        | 0        | 0.0        | 0        | 0        | W          | 31-23 |
| 01/28              | at 49ers   | S          | 1         | 25         | 25.0        | 25        | 0        | 0        | 0        | 0.0        | 0        | 0        | L          | 31-34 |
| <b>2023 TOTALS</b> |            | <b>3-2</b> | <b>8</b>  | <b>132</b> | <b>16.5</b> | <b>33</b> | <b>1</b> | <b>0</b> | <b>0</b> | <b>0.0</b> | <b>0</b> | <b>0</b> | <b>2-1</b> |       |





97 DT



MALCOLM  
**ROACH**

**HEIGHT/WEIGHT:** 6-3 / 290

**COLLEGE:** Texas

**BIRTHDAY:** Jun. 9, 1998

**BORN:** Baton Rouge, La.

**NFL EXPERIENCE:** 5th YR

**BRONCOS EXPERIENCE:** 1st YR

**GP/GS:** 46/5

**ACQUIRED:** UFA (N.O.)-'24

**AT A GLANCE**

- A fifth-year defensive tackle who has appeared in 46 career games (5 starts) with New Orleans (2020-23) and Denver (2024), totaling 102 tackles (43 solo), 1.5 sacks (6 yds.), one interception (5 yds.) and four passes defended.
- Played in 12 games in 2023, totaling career highs in tackles (38) and passes defended (3).
- Recorded 26 tackles (14 solo) and one sack (3 yds.) after missing the first four games of the season with an injury in 2022.
- In 2021, played in seven games (2 starts), registering 10 tackles (4 solo), one sack (5 yds.) and one pass defended.
- Appeared in nine games as a rookie after signing with the Saints as a college free agent, finishing with 16 tackles (7 solo).
- Played at the University of Texas (2016-19), where he appeared in 47 games (23 starts) as both a defensive end and linebacker and totaled 134 tackles (83 solo), eight sacks (53 yds.) with three passes defended.
- Attended Madison Prep Academy in Baton Rouge, La., where he was named a four-time all-state selection.
- Entered the NFL as a college free agent with New Orleans on April 27, 2020.
- Signed by the Broncos as an unrestricted free agent (N.O.) on March 13, 2024.

**2024:** Roach has appeared in five games for Denver, logging 12 tackles (5 solo), a half sack (3 yds.) and three quarterback hits... Made his Broncos debut and tallied two tackles (1 solo) at Sea. (9/8)... Recorded three tackles (1 solo), including a fourth-quarter half sack (OLB Jonah Elliss) to force a punt and two quarterback hits at NYJ (9/29).

**2023:** Roach played in 12 games, totaling career highs in tackles (38) and passes defended (3)... Registered seven tackles (2 solo), including one tackle for loss, vs. T.B. (10/1)... Broke up one pass and assisted on two tackles at N.E. (10/8)... Produced four tackles (3 solo) vs. Jac. (10/19)... Made five tackles and broke up one pass at Min. (11/12)... Recorded one pass defended in a second consecutive game while also totaling six tackles (1 solo) at Atl. (11/26)... Missed the final five games of the season after being placed on injured reserve (knee) on Dec. 6.

**2022:** Roach recorded 26 tackles (14 solo) and one sack (3 yds.) after missing the first four games of the season with an injury... Made three tackles (1 solo) at Ari. (10/20)... Set a career-high with seven tackles (5 solo)—including one tackle for loss—recorded his first career sack (3 yds.) at Pit. (11/13)... Logged three tackles (2 solo) at T.B. (12/5).

**2021:** Roach played in seven games (2 starts), registering 10 tackles (4 solo), one sack (5 yds.) and one pass defended... Made his first career start vs. G.B. (9/12), registering one solo tackle... Tallied his first career sack (5 yds.) and pass defended in addition to two tackles (1 solo) vs. Car. (9/19)... Recorded three tackles (1 solo) in the season finale at Atl. (1/9).

**2020:** Roach appeared in nine games as a rookie after signing with the Saints as a college free agent, finishing with 16 tackles (7 solo)... Made his NFL debut in Week 1 vs. T.B. (9/13), recording two solo tackles... Made four tackles (2 solo) at L.V. (9/21)... Finished with four tackles (1 solo) vs. K.C. (12/20).

**COLLEGE:** Roach played at the University of Texas (2016-19), where he appeared in 47 games (23 starts) as both a defensive end and linebacker... Finished his career with 134 tackles (83 solo), eight sacks (53 yds.) and three passes defended... Started 12-of-13 games in 2019, finishing with a career-high 40 tackles (24 solo), three sacks (13 yds.), one pass defended and one blocked kick... Appeared in nine games (3 starts) in 2018 and logged 24 tackles (17 solo) and one pass defended... Played in 13 games (3 starts) as a sophomore in 2017, registering 37 tackles (17 solo), two sacks (16 yds.) and one pass defended... Earned honorable mention for Big 12 Defensive Freshman of the Year in 2016 after starting 5-of-12 games and producing 33 tackles (25 solo) and a career-high three sacks (24 yds.).

**PERSONAL:** Roach attended Madison Prep Academy in Baton Rouge, La., where he was a four-time all-state selection... Named first-team 2A all-state as a linebacker by the Louisiana Sports Writers Association and first-team composite by the Louisiana Football Coaches Association as a senior in 2015... Totaled 143 tackles, 14.5 sacks, two interceptions, five forced fumbles and five passes defended in 2015... Helped the Chargers to an 11-1 overall record and first district title in school history... Was named first-team 1A all-state as a defensive lineman by the Louisiana Sports Writers Association in 2014 after recording 134 tackles, 20 sacks, nine pass breakups, seven forced fumbles and three defensive touchdowns... Also caught 15 passes for 214 yards (14.3 avg.) as a tight end... Also competed in shot put and discus... Malcolm Roach was born on Jan. 19, 1995 in Greenville, S.C.





**Transactions**

Signed by New Orleans as a college free agent 4/27/20; Waived by New Orleans 12/7/21; Signed by New Orleans (practice squad) 12/9/21; Signed by New Orleans 1/11/22; Re-signed by New Orleans 3/28/23; Signed by Denver 3/13/24.

Malcolm Roach's NFL Regular Season Defensive Statistics

| DATE              | TEAM    | GP        | GS       | TACKLES    |           |           |          |           |            |            | INTERCEPTIONS |          |          |          |          | O. FUMB  |          |          |          | ST       |          |          | MISC     |          |          |          |          |          |          |
|-------------------|---------|-----------|----------|------------|-----------|-----------|----------|-----------|------------|------------|---------------|----------|----------|----------|----------|----------|----------|----------|----------|----------|----------|----------|----------|----------|----------|----------|----------|----------|----------|
|                   |         |           |          | TK         | S         | A         | TFL      | YDS       | SK         | YDS        | QBH           | NO       | YDS      | LG       | TD       | PD       | FF       | FR       | TD       | YDS      | TK       | S        | A        | FF       | FR       | S        | A        |          |          |
| 2020              | Saints  | 9         | 0        | 16         | 7         | 9         | 2        | 3         | 0.0        | 0.0        | 2             | 0        | 0        | 0        | 0        | 0        | 0        | 0        | 0        | 0        | 0        | 0        | 0        | 0        | 0        | 0        | 0        | 0        | 0        |
| 2021              | Saints  | 7         | 2        | 10         | 4         | 6         | 0        | 0         | 0.0        | 0.0        | 2             | 1        | 5        | 5        | 0        | 1        | 0        | 0        | 0        | 0        | 0        | 0        | 0        | 0        | 0        | 0        | 0        | 0        | 0        |
| 2022              | Saints  | 13        | 3        | 26         | 14        | 12        | 2        | 3         | 1.0        | 3.0        | 2             | 0        | 0        | 0        | 0        | 0        | 0        | 0        | 0        | 0        | 0        | 0        | 0        | 0        | 0        | 0        | 0        | 0        | 0        |
| 2023              | Saints  | 12        | 0        | 38         | 13        | 25        | 3        | 6         | 0.0        | 0.0        | 1             | 0        | 0        | 0        | 0        | 3        | 0        | 0        | 0        | 0        | 0        | 0        | 0        | 0        | 0        | 0        | 0        | 0        | 0        |
| 2024              | Broncos | 5         | 0        | 12         | 5         | 7         | 0        | 0         | 0.5        | 3.0        | 3             | 0        | 0        | 0        | 0        | 0        | 0        | 0        | 0        | 0        | 0        | 0        | 0        | 0        | 0        | 0        | 0        | 0        | 0        |
| <b>NFL TOTALS</b> |         | <b>46</b> | <b>5</b> | <b>102</b> | <b>43</b> | <b>59</b> | <b>7</b> | <b>12</b> | <b>1.5</b> | <b>6.0</b> | <b>10</b>     | <b>1</b> | <b>5</b> | <b>5</b> | <b>0</b> | <b>4</b> | <b>0</b> | <b>0</b> | <b>0</b> | <b>0</b> | <b>0</b> | <b>0</b> | <b>0</b> | <b>0</b> | <b>0</b> | <b>0</b> | <b>0</b> | <b>0</b> | <b>0</b> |

Malcolm Roach's NFL Postseason Defensive Statistics

| DATE              | TEAM   | GP       | GS       | TACKLES  |          |          |          |          |            |            | INTERCEPTIONS |          |          |          |          | O. FUMB  |          |          |          | ST       |          |          | MISC     |          |          |          |          |          |          |
|-------------------|--------|----------|----------|----------|----------|----------|----------|----------|------------|------------|---------------|----------|----------|----------|----------|----------|----------|----------|----------|----------|----------|----------|----------|----------|----------|----------|----------|----------|----------|
|                   |        |          |          | TK       | S        | A        | TFL      | YDS      | SK         | YDS        | QBH           | NO       | YDS      | LG       | TD       | PD       | FF       | FR       | TD       | YDS      | TK       | S        | A        | FF       | FR       | S        | A        |          |          |
| 2020              | Saints | 0        | 0        | 0        | 0        | 0        | 0        | 0        | 0.0        | 0.0        | 0             | 0        | 0        | 0        | 0        | 0        | 0        | 0        | 0        | 0        | 0        | 0        | 0        | 0        | 0        | 0        | 0        | 0        | 0        |
| <b>NFL TOTALS</b> |        | <b>0</b> | <b>0</b> | <b>0</b> | <b>0</b> | <b>0</b> | <b>0</b> | <b>0</b> | <b>0.0</b> | <b>0.0</b> | <b>0</b>      | <b>0</b> | <b>0</b> | <b>0</b> | <b>0</b> | <b>0</b> | <b>0</b> | <b>0</b> | <b>0</b> | <b>0</b> | <b>0</b> | <b>0</b> | <b>0</b> | <b>0</b> | <b>0</b> | <b>0</b> | <b>0</b> | <b>0</b> | <b>0</b> |

SINGLE-GAME HIGHS: DEFENSIVE

- Total Tackles** 7 vs. Tampa Bay Buccaneers, Oct 01, 2023  
7 at Pittsburgh Steelers, Nov 13, 2022  
6 at Atlanta Falcons, Nov 26, 2023  
5 at Minnesota Vikings, Nov 12, 2023  
4 vs. Pittsburgh Steelers, Sep 15, 2024  
...3 more at 4.
- Solo Tackles** 5 at Pittsburgh Steelers, Nov 13, 2022  
3 at Minnesota Vikings, Nov 12, 2023  
3 vs. Jacksonville Jaguars, Oct 19, 2023  
2 vs. Pittsburgh Steelers, Sep 15, 2024  
2 vs. Tampa Bay Buccaneers, Oct 01, 2023  
...3 more at 2.
- Sacks** 1.0 at Pittsburgh Steelers, Nov 13, 2022  
0.5 at New York Jets, Sep 29, 2024
- Passes Defensed** 1 at Carolina Panthers, Sep 19, 2021
- Tackles For Loss** 1 at Las Vegas Raiders, Sep 21, 2020  
1 vs. Tampa Bay Buccaneers, Sep 13, 2020
- Interceptions** 1 at Carolina Panthers, Sep 19, 2021
- Interception Return Yards** 5 at Carolina Panthers, Sep 19, 2021





2023 GAME-BY-GAME REGULAR-SEASON STATISTICS (SAINTS)

| DATE               | OPPONENT      | P/S         | TACKLES      |           |           |            |            |          |          | INTERCEPTIONS |          |          |          |          | O. FUMB  |          |          |          | ST       |          |          |          | MISC     |          |          | SCORE    |          |            |       |
|--------------------|---------------|-------------|--------------|-----------|-----------|------------|------------|----------|----------|---------------|----------|----------|----------|----------|----------|----------|----------|----------|----------|----------|----------|----------|----------|----------|----------|----------|----------|------------|-------|
|                    |               |             | TK           | S         | A         | SK         | YDS        | TFL      | YDS      | QBH           | NO       | YDS      | LG       | TD       | PD       | FF       | FR       | TD       | YDS      | TK       | S        | A        | FF       | FR       | S        |          | A        | W/L        |       |
| 09/10              | Titans        | P           | 2            | 0         | 2         | 0.0        | 0.0        | 0        | 0        | 0             | 0        | 0        | 0        | 0        | 0        | 0        | 0        | 0        | 0        | 0        | 0        | 0        | 0        | 0        | 0        | 0        | 0        | W          | 16-15 |
| 09/18              | at Panthers   | P           | 2            | 0         | 2         | 0.0        | 0.0        | 0        | 0        | 0             | 0        | 0        | 0        | 0        | 0        | 0        | 0        | 0        | 0        | 0        | 0        | 0        | 0        | 0        | 0        | 0        | W        | 20-17      |       |
| 09/24              | at Packers    | P           | 2            | 1         | 1         | 0.0        | 0.0        | 1        | 2        | 0             | 0        | 0        | 0        | 0        | 0        | 0        | 0        | 0        | 0        | 0        | 0        | 0        | 0        | 0        | 0        | 0        | L        | 17-18      |       |
| 10/01              | Buccaneers    | P           | 7            | 2         | 5         | 0.0        | 0.0        | 1        | 2        | 1             | 0        | 0        | 0        | 0        | 0        | 0        | 0        | 0        | 0        | 0        | 0        | 0        | 0        | 0        | 0        | 0        | L        | 9-26       |       |
| 10/08              | at Patriots   | P           | 2            | 0         | 2         | 0.0        | 0.0        | 0        | 0        | 0             | 0        | 0        | 0        | 0        | 1        | 0        | 0        | 0        | 0        | 0        | 0        | 0        | 0        | 0        | 0        | 0        | W        | 34-0       |       |
| 10/15              | at Texans     | P           | 0            | 0         | 0         | 0.0        | 0.0        | 0        | 0        | 0             | 0        | 0        | 0        | 0        | 0        | 0        | 0        | 0        | 0        | 0        | 0        | 0        | 0        | 0        | 0        | 0        | L        | 13-20      |       |
| 10/19              | Jaguars       | P           | 4            | 3         | 1         | 0.0        | 0.0        | 1        | 2        | 0             | 0        | 0        | 0        | 0        | 0        | 0        | 0        | 0        | 0        | 0        | 0        | 0        | 0        | 0        | 0        | 0        | L        | 24-31      |       |
| 10/29              | at Colts      | P           | 3            | 1         | 2         | 0.0        | 0.0        | 0        | 0        | 0             | 0        | 0        | 0        | 0        | 0        | 0        | 0        | 0        | 0        | 0        | 0        | 0        | 0        | 0        | 0        | 0        | W        | 38-27      |       |
| 11/05              | Bears         | P           | 2            | 1         | 1         | 0.0        | 0.0        | 0        | 0        | 0             | 0        | 0        | 0        | 0        | 0        | 0        | 0        | 0        | 0        | 0        | 0        | 0        | 0        | 0        | 0        | 0        | W        | 24-17      |       |
| 11/12              | at Vikings    | P           | 5            | 3         | 2         | 0.0        | 0.0        | 0        | 0        | 0             | 0        | 0        | 0        | 0        | 1        | 0        | 0        | 0        | 0        | 0        | 0        | 0        | 0        | 0        | 0        | 0        | L        | 19-27      |       |
| 11/26              | at Falcons    | P           | 6            | 1         | 5         | 0.0        | 0.0        | 0        | 0        | 0             | 0        | 0        | 0        | 0        | 1        | 0        | 0        | 0        | 0        | 0        | 0        | 0        | 0        | 0        | 0        | 0        | L        | 15-24      |       |
| 12/03              | Lions         | P           | 3            | 1         | 2         | 0.0        | 0.0        | 0        | 0        | 0             | 0        | 0        | 0        | 0        | 0        | 0        | 0        | 0        | 0        | 0        | 0        | 0        | 0        | 0        | 0        | 0        | L        | 28-33      |       |
| 12/10              | Panthers      |             | DID NOT PLAY |           |           |            |            |          |          |               |          |          |          |          |          |          |          |          |          |          |          |          | W        | 28-6     |          |          |          |            |       |
| 12/17              | Giants        |             | DID NOT PLAY |           |           |            |            |          |          |               |          |          |          |          |          |          |          |          |          |          |          |          | W        | 24-6     |          |          |          |            |       |
| 12/21              | at Rams       |             | DID NOT PLAY |           |           |            |            |          |          |               |          |          |          |          |          |          |          |          |          |          |          |          | L        | 22-30    |          |          |          |            |       |
| 12/31              | at Buccaneers |             | DID NOT PLAY |           |           |            |            |          |          |               |          |          |          |          |          |          |          |          |          |          |          |          | W        | 23-13    |          |          |          |            |       |
| 01/07              | Falcons       |             | DID NOT PLAY |           |           |            |            |          |          |               |          |          |          |          |          |          |          |          |          |          |          |          | W        | 48-17    |          |          |          |            |       |
| <b>2023 TOTALS</b> |               | <b>12-0</b> | <b>38</b>    | <b>13</b> | <b>25</b> | <b>0.0</b> | <b>0.0</b> | <b>3</b> | <b>6</b> | <b>1</b>      | <b>0</b> | <b>0</b> | <b>0</b> | <b>0</b> | <b>3</b> | <b>0</b> | <b>0</b> | <b>0</b> | <b>0</b> | <b>0</b> | <b>0</b> | <b>0</b> | <b>0</b> | <b>0</b> | <b>0</b> | <b>0</b> | <b>0</b> | <b>9-8</b> |       |


2024 GAME-BY-GAME REGULAR-SEASON STATISTICS (BRONCOS)

| DATE               | OPPONENT      | P/S        | TACKLES   |          |          |            |            |          |          | INTERCEPTIONS |          |          |          |          | O. FUMB  |          |          |          | ST       |          |          |          | MISC     |          |          | SCORE    |            |       |
|--------------------|---------------|------------|-----------|----------|----------|------------|------------|----------|----------|---------------|----------|----------|----------|----------|----------|----------|----------|----------|----------|----------|----------|----------|----------|----------|----------|----------|------------|-------|
|                    |               |            | TK        | S        | A        | SK         | YDS        | TFL      | YDS      | QBH           | NO       | YDS      | LG       | TD       | PD       | FF       | FR       | TD       | YDS      | TK       | S        | A        | FF       | FR       | S        |          | A          | W/L   |
| 09/08              | at Seahawks   | P          | 2         | 1        | 1        | 0.0        | 0.0        | 0        | 0        | 0             | 0        | 0        | 0        | 0        | 0        | 0        | 0        | 0        | 0        | 0        | 0        | 0        | 0        | 0        | 0        | 0        | L          | 20-26 |
| 09/15              | Steelers      | P          | 4         | 2        | 2        | 0.0        | 0.0        | 0        | 0        | 0             | 0        | 0        | 0        | 0        | 0        | 0        | 0        | 0        | 0        | 0        | 0        | 0        | 0        | 0        | 0        | 0        | L          | 6-13  |
| 09/22              | at Buccaneers | P          | 0         | 0        | 0        | 0.0        | 0.0        | 0        | 0        | 0             | 0        | 0        | 0        | 0        | 0        | 0        | 0        | 0        | 0        | 0        | 0        | 0        | 0        | 0        | 0        | 0        | W          | 26-7  |
| 09/29              | at Jets       | P          | 3         | 1        | 2        | 0.5        | 3.0        | 0        | 0        | 2             | 0        | 0        | 0        | 0        | 0        | 0        | 0        | 0        | 0        | 0        | 0        | 0        | 0        | 0        | 0        | 0        | W          | 10-9  |
| 10/06              | Raiders       | P          | 3         | 1        | 2        | 0.0        | 0.0        | 0        | 0        | 1             | 0        | 0        | 0        | 0        | 0        | 0        | 0        | 0        | 0        | 0        | 0        | 0        | 0        | 0        | 0        | 0        | W          | 34-18 |
| <b>2024 TOTALS</b> |               | <b>5-0</b> | <b>12</b> | <b>5</b> | <b>7</b> | <b>0.5</b> | <b>3.0</b> | <b>0</b> | <b>0</b> | <b>3</b>      | <b>0</b> | <b>0</b> | <b>0</b> | <b>0</b> | <b>0</b> | <b>0</b> | <b>0</b> | <b>0</b> | <b>0</b> | <b>0</b> | <b>0</b> | <b>0</b> | <b>0</b> | <b>0</b> | <b>0</b> | <b>0</b> | <b>3-2</b> |       |

2020 GAME-BY-GAME POSTSEASON STATISTICS (SAINTS)

| DATE               | OPPONENT   | P/S | TACKLES  |          |          |            |            |          |          | INTERCEPTIONS |          |          |          |          | O. FUMB  |          |          |          | ST       |          |          |          | MISC     |          |          | SCORE    |            |
|--------------------|------------|-----|----------|----------|----------|------------|------------|----------|----------|---------------|----------|----------|----------|----------|----------|----------|----------|----------|----------|----------|----------|----------|----------|----------|----------|----------|------------|
|                    |            |     | TK       | S        | A        | SK         | YDS        | TFL      | YDS      | QBH           | NO       | YDS      | LG       | TD       | PD       | FF       | FR       | TD       | YDS      | TK       | S        | A        | FF       | FR       | S        |          | A          |
| 01/10              | Bears      |     | INACTIVE |          |          |            |            |          |          |               |          |          |          |          |          |          |          |          |          |          |          |          | W        | 21-9     |          |          |            |
| 01/17              | Buccaneers |     | INACTIVE |          |          |            |            |          |          |               |          |          |          |          |          |          |          |          |          |          |          |          |          | L        | 20-30    |          |            |
| <b>2020 TOTALS</b> |            |     | <b>0</b> | <b>0</b> | <b>0</b> | <b>0.0</b> | <b>0.0</b> | <b>0</b> | <b>0</b> | <b>0</b>      | <b>0</b> | <b>0</b> | <b>0</b> | <b>0</b> | <b>0</b> | <b>0</b> | <b>0</b> | <b>0</b> | <b>0</b> | <b>0</b> | <b>0</b> | <b>0</b> | <b>0</b> | <b>0</b> | <b>0</b> | <b>0</b> | <b>1-1</b> |





34 S



JL  
**SKINNER**

**HEIGHT/WEIGHT:** 6-4 / 220

**COLLEGE:** Boise State

**BIRTHDAY:** Apr. 16, 2001

**BORN:** San Diego, Calif.

**NFL EXPERIENCE:** 2nd YR

**BRONCOS EXPERIENCE:** 2nd YR

**GP/GS:** 5/0

**ACQUIRED:** D6-'23

**AT A GLANCE**

- 👉 *A second-year safety who has appeared in five games with the Broncos (2023-24).*
- 👉 *Started 31-of-44 games played at Boise State University from 2019-22, posting 208 tackles (133 solo), seven interceptions (50 yds.), 20 passes defended, two forced fumbles and three fumble recoveries.*
- 👉 *Was named first-team All-Mountain West in 2022 after making 65 tackles (36 solo), four interceptions (30 yds.) and eight passes defended in 12 starts.*
- 👉 *Started all 12 games in 2021, recording 92 tackles (66 solo), two interceptions (-1 yds.), seven passes defended, two forced fumbles and three fumble recoveries to earn All-Mountain West second team honors.*
- 👉 *Started all six games he played in during the 2020 season, totaling 37 tackles (24 solo), one interception (21 yds.) and two passes defended.*
- 👉 *Played in 14 games (1 start) as a freshman in 2019, producing 14 tackles (7 solo), 0.5 TFLs and three passes defended.*
- 👉 *Prepped at Point Loma High School in San Diego, where he was named first-team All-CIF San Diego Section as a senior and All-CIF San Diego Section and first-team All-Western League as a junior.*
- 👉 *Selected by the Broncos in the sixth round (183rd overall) of the 2023 NFL Draft.*

**2024:** Skinner has appeared in three contests for Denver, recording three special teams tackles and one FR... Recovered a fumble that set up Denver's offense inside the red zone in the second quarter at Sea. (9/8).

**2023:** Skinner appeared in two games during his rookie season with Denver after being selected in the sixth round (183rd overall) in the 2023 NFL Draft... Made his NFL debut vs. Min. (11/19)... Also played in the season finale at L.V. (1/7).

**COLLEGE:** Skinner played in 44 games (31 starts) at Boise State from 2019-22, totaling 208 tackles (133 solo), seven interceptions (50 yds.), 20 passes defended, two forced fumbles and three fumble recoveries... Was named first-team All-Mountain West in 2022 after producing 65 tackles (36 solo), four interceptions (30 yds.) and eight passes defended in 12 starts... Tied a career-high 13 tackles (2 solo) at UTEP (9/23)... Was named Mountain West Defensive Player of the Week after totaling two interceptions (3 yds.) and five tackles (3 solo) at Wyoming (11/19) to help the Broncos clinch the Mountain Division... Earned All-Mountain West second team honors in 2021 after starting all 12 games, recording 92 tackles (66 solo), two interceptions (-1 yds.), seven passes defended, two forced fumbles and three fumble recoveries... Led the team in tackles, solo tackles and fumble recoveries while he tied for the second most forced fumbles... Started all six games he appeared in during the 2020 season, totaling 37 tackles (24 solo), one interception (21 yds.) and two passes defended... Played in 14 games (1 start), producing 14 tackles (7 solo), 0.5 TFLs and three passes defended in 2019.

**PERSONAL:** Skinner attended Point Loma High School in San Diego, Calif., where he earned first-team All-CIF San Diego Section as a senior, leading the team to the CIF San Diego Section Division II quarterfinals... Named All-CIF San Diego Section and first-team All-Western League as a junior after recording 33 tackles and one interception... Lettered in football, basketball and track and field.. Majored in psychology at Boise State University... JL Skinner was born on April 16, 2001, in San Diego.

**Transactions**

Signed by Denver as a draft pick 5/12/23.





JL Skinner's NFL Regular Season Defensive Statistics

| DATE              | TEAM    | GP       | GS       | TACKLES  |          |          |          |          |          |            | INTERCEPTIONS |          |          |          |          | O. FUMB  |          |          |          | ST       |          |          |          | MISC     |          |          |          |          |          |          |          |
|-------------------|---------|----------|----------|----------|----------|----------|----------|----------|----------|------------|---------------|----------|----------|----------|----------|----------|----------|----------|----------|----------|----------|----------|----------|----------|----------|----------|----------|----------|----------|----------|----------|
|                   |         |          |          | TK       | S        | A        | TFL      | YDS      | SK       | YDS        | QBH           | NO       | YDS      | LG       | TD       | PD       | FF       | FR       | TD       | YDS      | TK       | S        | A        | FF       | FR       | S        | A        |          |          |          |          |
| 2023              | Broncos | 2        | 0        | 0        | 0        | 0        | 0        | 0        | 0        | 0.0        | 0.0           | 0        | 0        | 0        | 0        | 0        | 0        | 0        | 0        | 0        | 0        | 0        | 0        | 0        | 0        | 0        | 0        | 0        | 0        | 0        |          |
| 2024              | Broncos | 3        | 0        | 0        | 0        | 0        | 0        | 0        | 0        | 0.0        | 0.0           | 0        | 0        | 0        | 0        | 0        | 0        | 0        | 0        | 0        | 0        | 0        | 0        | 0        | 3        | 3        | 0        | 0        | 1        | 0        | 0        |
| <b>NFL TOTALS</b> |         | <b>5</b> | <b>0</b> | <b>0</b> | <b>0</b> | <b>0</b> | <b>0</b> | <b>0</b> | <b>0</b> | <b>0.0</b> | <b>0.0</b>    | <b>0</b> | <b>0</b> | <b>0</b> | <b>0</b> | <b>0</b> | <b>0</b> | <b>0</b> | <b>0</b> | <b>0</b> | <b>0</b> | <b>0</b> | <b>0</b> | <b>0</b> | <b>3</b> | <b>3</b> | <b>0</b> | <b>0</b> | <b>1</b> | <b>0</b> | <b>0</b> |

SINGLE-GAME HIGHS: DEFENSIVE

**Special Teams Tackles** 1 vs. Pittsburgh Steelers, Sep 15, 2024 **Special Teams Fumble Recoveries** 1 at Seattle Seahawks, Sep 08, 2024  
1 at Seattle Seahawks, Sep 08, 2024

2023 GAME-BY-GAME REGULAR-SEASON STATISTICS (BRONCOS)

| DATE               | OPPONENT    | P/S        | TACKLES  |          |          |            |            |          |          | INTERCEPTIONS |          |          |          |          | O. FUMB  |          |          |          | ST       |          |          |          | MISC     |          | SCO RE   |          |          |          |          |          |            |
|--------------------|-------------|------------|----------|----------|----------|------------|------------|----------|----------|---------------|----------|----------|----------|----------|----------|----------|----------|----------|----------|----------|----------|----------|----------|----------|----------|----------|----------|----------|----------|----------|------------|
|                    |             |            | TK       | S        | A        | SK         | YDS        | TFL      | YDS      | QBH           | NO       | YDS      | LG       | TD       | PD       | FF       | FR       | TD       | YDS      | TK       | S        | A        | FF       | FR       |          | S        | A        | W/L      |          |          |            |
| 09/10              | Raiders     |            |          |          |          |            |            |          |          |               |          |          |          |          |          |          |          |          |          |          |          |          |          |          |          |          |          |          | L        | 16-17    |            |
| 09/17              | Commanders  |            |          |          |          |            |            |          |          |               |          |          |          |          |          |          |          |          |          |          |          |          |          |          |          |          |          |          | L        | 33-35    |            |
| 09/24              | at Dolphins |            |          |          |          |            |            |          |          |               |          |          |          |          |          |          |          |          |          |          |          |          |          |          |          |          |          | L        | 20-70    |          |            |
| 10/01              | at Bears    |            |          |          |          |            |            |          |          |               |          |          |          |          |          |          |          |          |          |          |          |          |          |          |          |          |          | W        | 31-28    |          |            |
| 10/08              | Jets        |            |          |          |          |            |            |          |          |               |          |          |          |          |          |          |          |          |          |          |          |          |          |          |          |          |          | L        | 21-31    |          |            |
| 10/12              | at Chiefs   |            |          |          |          |            |            |          |          |               |          |          |          |          |          |          |          |          |          |          |          |          |          |          |          |          |          | L        | 8-19     |          |            |
| 10/22              | Packers     |            |          |          |          |            |            |          |          |               |          |          |          |          |          |          |          |          |          |          |          |          |          |          |          |          |          | W        | 19-17    |          |            |
| 10/29              | Chiefs      |            |          |          |          |            |            |          |          |               |          |          |          |          |          |          |          |          |          |          |          |          |          |          |          |          |          | W        | 24-9     |          |            |
| 11/13              | at Bills    |            |          |          |          |            |            |          |          |               |          |          |          |          |          |          |          |          |          |          |          |          |          |          |          |          |          | W        | 24-22    |          |            |
| 11/19              | Vikings     | P          | 0        | 0        | 0        | 0.0        | 0.0        | 0        | 0        | 0             | 0        | 0        | 0        | 0        | 0        | 0        | 0        | 0        | 0        | 0        | 0        | 0        | 0        | 0        | 0        | 0        | 0        | 0        | W        | 21-20    |            |
| 11/26              | Browns      |            |          |          |          |            |            |          |          |               |          |          |          |          |          |          |          |          |          |          |          |          |          |          |          |          |          | W        | 29-12    |          |            |
| 12/03              | at Texans   |            |          |          |          |            |            |          |          |               |          |          |          |          |          |          |          |          |          |          |          |          |          |          |          |          |          | L        | 17-22    |          |            |
| 12/10              | at Chargers |            |          |          |          |            |            |          |          |               |          |          |          |          |          |          |          |          |          |          |          |          |          |          |          |          |          | W        | 24-7     |          |            |
| 12/16              | at Lions    |            |          |          |          |            |            |          |          |               |          |          |          |          |          |          |          |          |          |          |          |          |          |          |          |          |          | L        | 17-42    |          |            |
| 12/24              | Patriots    |            |          |          |          |            |            |          |          |               |          |          |          |          |          |          |          |          |          |          |          |          |          |          |          |          |          | L        | 23-26    |          |            |
| 12/31              | Chargers    |            |          |          |          |            |            |          |          |               |          |          |          |          |          |          |          |          |          |          |          |          |          |          |          |          |          | W        | 16-9     |          |            |
| 01/07              | at Raiders  | P          | 0        | 0        | 0        | 0.0        | 0.0        | 0        | 0        | 0             | 0        | 0        | 0        | 0        | 0        | 0        | 0        | 0        | 0        | 0        | 0        | 0        | 0        | 0        | 0        | 0        | 0        | L        | 14-27    |          |            |
| <b>2023 TOTALS</b> |             | <b>2-0</b> | <b>0</b> | <b>0</b> | <b>0</b> | <b>0.0</b> | <b>0.0</b> | <b>0</b> | <b>0</b> | <b>0</b>      | <b>0</b> | <b>0</b> | <b>0</b> | <b>0</b> | <b>0</b> | <b>0</b> | <b>0</b> | <b>0</b> | <b>0</b> | <b>0</b> | <b>0</b> | <b>0</b> | <b>0</b> | <b>0</b> | <b>0</b> | <b>0</b> | <b>0</b> | <b>0</b> | <b>0</b> | <b>0</b> | <b>8-9</b> |

2024 GAME-BY-GAME REGULAR-SEASON STATISTICS (BRONCOS)

| DATE               | OPPONENT      | P/S        | TACKLES  |          |          |            |            |          |          | INTERCEPTIONS |          |          |          |          | O. FUMB  |          |          |          | ST       |          |          |          | MISC     |          | W/L/ T   | SCO RE   |          |          |          |          |          |          |          |            |
|--------------------|---------------|------------|----------|----------|----------|------------|------------|----------|----------|---------------|----------|----------|----------|----------|----------|----------|----------|----------|----------|----------|----------|----------|----------|----------|----------|----------|----------|----------|----------|----------|----------|----------|----------|------------|
|                    |               |            | TK       | S        | A        | SK         | YDS        | TFL      | YDS      | QBH           | NO       | YDS      | LG       | TD       | PD       | FF       | FR       | TD       | YDS      | TK       | S        | A        | FF       | FR       |          |          | S        | A        |          |          |          |          |          |            |
| 09/08              | at Seahawks   | P          | 0        | 0        | 0        | 0.0        | 0.0        | 0        | 0        | 0             | 0        | 0        | 0        | 0        | 0        | 0        | 0        | 0        | 0        | 0        | 0        | 0        | 0        | 0        | 0        | 0        | 0        | L        | 20-26    |          |          |          |          |            |
| 09/15              | Steelers      | P          | 0        | 0        | 0        | 0.0        | 0.0        | 0        | 0        | 0             | 0        | 0        | 0        | 0        | 0        | 0        | 0        | 0        | 0        | 0        | 0        | 0        | 0        | 0        | 0        | 0        | L        | 6-13     |          |          |          |          |          |            |
| 09/22              | at Buccaneers |            |          |          |          |            |            |          |          |               |          |          |          |          |          |          |          |          |          |          |          |          |          |          |          |          |          | W        | 26-7     |          |          |          |          |            |
| 09/29              | at Jets       |            |          |          |          |            |            |          |          |               |          |          |          |          |          |          |          |          |          |          |          |          |          |          |          |          |          | W        | 10-9     |          |          |          |          |            |
| 10/06              | Raiders       | P          | 0        | 0        | 0        | 0.0        | 0.0        | 0        | 0        | 0             | 0        | 0        | 0        | 0        | 0        | 0        | 0        | 0        | 0        | 0        | 0        | 0        | 0        | 0        | 0        | 0        | W        | 34-18    |          |          |          |          |          |            |
| <b>2024 TOTALS</b> |               | <b>3-0</b> | <b>0</b> | <b>0</b> | <b>0</b> | <b>0.0</b> | <b>0.0</b> | <b>0</b> | <b>0</b> | <b>0</b>      | <b>0</b> | <b>0</b> | <b>0</b> | <b>0</b> | <b>0</b> | <b>0</b> | <b>0</b> | <b>0</b> | <b>0</b> | <b>0</b> | <b>0</b> | <b>0</b> | <b>0</b> | <b>0</b> | <b>0</b> | <b>0</b> | <b>3</b> | <b>3</b> | <b>0</b> | <b>0</b> | <b>1</b> | <b>0</b> | <b>0</b> | <b>3-2</b> |







43 DB



**KEIDRON SMITH**

**HEIGHT/WEIGHT:** 6-2 / 201

**COLLEGE:** Kentucky

**BIRTHDAY:** Nov. 6, 1999

**BORN:** West Palm Beach, Fla.

**NFL EXPERIENCE:** 1st YR

**BRONCOS EXPERIENCE:** 1st YR

**GP/GS:** 5/0

**ACQUIRED:** FA-'23

**AT A GLANCE**

- A first-year defensive back who has played in five games for the Broncos after spending the 2023 season competing on practice squads with Denver and Washington.
- Played at Kentucky (2022) and Mississippi (2018-21), totaling 269 tackles (163 solo), one sack (6 yds.), 33 passes defended, seven interceptions (1 TD) and six forced fumbles in 60 career games (41 starts).
- Named second-team All-SEC by the league's coaches after starting 12-of-13 games with Kentucky in 2022, 46 tackles, five passes defended, a team-high-tying two interceptions, one forced fumble and one fumble recovery.
- Played in 13 games (7 starts) in 2021 with Ole Miss, finishing the year with 64 tackles (31 solo), two interceptions, two forced fumbles and three passes defended.
- Recorded one sack along with 48 tackles (33 solo), three forced fumbles, nine passes defended and one interception in 12 games (8 starts) in 2019.
- Attended Oxbridge Academy in West Palm Beach, Fla., where he led the ThunderWolves to a state title as a senior, totaling 41 tackles.
- Signed by Denver to its practice squad on Dec. 19, 2023.
- Entered the NFL as a college free agent with Miami on May 12, 2023.

**2024:** Smith has appeared in five games for Denver, logging five special teams tackles... Made his NFL debut at Sea. (9/8), seeing action on special teams... Recorded two solo special teams tackles vs. Pit. (9/15).

**2023:** Spent time competing on practice squads with Denver and Washington.

**COLLEGE:** Played at Kentucky (2022) and Mississippi (2018-21), totaling 269 tackles (163 solo), one sack (6 yds.), 33 passes defended, seven interceptions (1 TD) and six forced fumbles in 60 career games (41 starts)... Named second-team All-SEC by the league's coaches after starting 12-of-13 games with Kentucky in 2022, 46 tackles, five passes defended, a team-high-tying two interceptions, one forced fumble and one fumble recovery... Played in 13 games (7 starts) in 2021 with Ole Miss, finishing the year with 64 tackles (31 solo), two interceptions, two forced fumbles and three passes defended... Produced 64 tackles (38 solo), seven passes defended and one interception in 10 starts during the 2020 season... Recorded one sack along with 48 tackles (33 solo), three forced fumbles, nine passes defended and one interception in 12 games (8 starts) in 2019... Started 4-of-12 games played as a true freshman in 2018, totaled 47 tackles (29 solo), five passes defended and one interception.

**PERSONAL:** Attended Oxbridge Academy in West Palm Beach, Fla., where he led the ThunderWolves to a state title as a senior, totaling 41 tackles... Posted six career interceptions... Also played basketball, where he totaled over 1,000 career points... Keidron Smith was born on Nov. 9, 1999, in West Palm Beach, Fla.

**Transactions**

Signed with Miami as a college free agent on 5/12/23; Waived by Miami on 8/28/23; Signed by Washington (practice squad) on 9/6/23; Released by Washington on 10/9/23; Signed by Denver (practice squad) on 12/19/23; Released by Denver on 12/26/23; Signed by Denver (practice squad) on 12/27/23; Signed by Denver to a future contract on 1/9/24.





Keidron Smith's NFL Regular Season Defensive Statistics

| DATE  | TEAM         | GP       | GS       | TACKLES  |          |          |          |          |          |            | INTERCEPTIONS |          |          |          |          | O. FUMB  |          |          | ST       |          |          |          | MISC     |          |          |          |          |          |          |
|---|--------------|----------|----------|----------|----------|----------|----------|----------|----------|------------|---------------|----------|----------|----------|----------|----------|----------|----------|----------|----------|----------|----------|----------|----------|----------|----------|----------|----------|----------|
|   |              |          |          | TK       | S        | A        | TFL      | YDS      | SK       | YDS        | QBH           | NO       | YDS      | LG       | TD       | PD       | FF       | FR       | TD       | YDS      | TK       | S        | A        | FF       | FR       | S        | A        |          |          |
| 2023  | Dolphins     | 0        | 0        | 0        | 0        | 0        | 0        | 0        | 0        | 0.0        | 0.0           | 0        | 0        | 0        | 0        | 0        | 0        | 0        | 0        | 0        | 0        | 0        | 0        | 0        | 0        | 0        | 0        | 0        | 0        |
| Went from <b>Miami</b> to <b>Washington</b> . |              |          |          |          |          |          |          |          |          |            |               |          |          |          |          |          |          |          |          |          |          |          |          |          |          |          |          |          |          |
| 2023  | Commanders   | 0        | 0        | 0        | 0        | 0        | 0        | 0        | 0        | 0.0        | 0.0           | 0        | 0        | 0        | 0        | 0        | 0        | 0        | 0        | 0        | 0        | 0        | 0        | 0        | 0        | 0        | 0        | 0        | 0        |
| 2023  | <b>TOTAL</b> | <b>0</b> | <b>0</b> | <b>0</b> | <b>0</b> | <b>0</b> | <b>0</b> | <b>0</b> | <b>0</b> | <b>0.0</b> | <b>0.0</b>    | <b>0</b> | <b>0</b> | <b>0</b> | <b>0</b> | <b>0</b> | <b>0</b> | <b>0</b> | <b>0</b> | <b>0</b> | <b>0</b> | <b>0</b> | <b>0</b> | <b>0</b> | <b>0</b> | <b>0</b> | <b>0</b> | <b>0</b> | <b>0</b> |
| 2024  | Broncos      | 5        | 0        | 0        | 0        | 0        | 0        | 0        | 0        | 0.0        | 0.0           | 0        | 0        | 0        | 0        | 0        | 0        | 0        | 0        | 0        | 0        | 0        | 0        | 5        | 4        | 1        | 0        | 0        | 0        |
| <b>NFL TOTALS</b>                             |              | <b>5</b> | <b>0</b> | <b>0</b> | <b>0</b> | <b>0</b> | <b>0</b> | <b>0</b> | <b>0</b> | <b>0.0</b> | <b>0.0</b>    | <b>0</b> | <b>0</b> | <b>0</b> | <b>0</b> | <b>0</b> | <b>0</b> | <b>0</b> | <b>0</b> | <b>0</b> | <b>0</b> | <b>0</b> | <b>0</b> | <b>5</b> | <b>4</b> | <b>1</b> | <b>0</b> | <b>0</b> | <b>0</b> |

SINGLE-GAME HIGHS: DEFENSIVE

Special Teams Tackles

- 2 at New York Jets, Sep 29, 2024
- 2 vs. Pittsburgh Steelers, Sep 15, 2024
- 1 at Tampa Bay Buccaneers, Sep 22, 2024

2023 GAME-BY-GAME REGULAR-SEASON STATISTICS (DOLPHINS/COMMANDERS)

| DATE   | OPPONENT      | P/S | TACKLES  |          |          |            |            |          |          | INTERCEPTIONS |          |          |          |          | O. FUMB  |          |          | ST       |          |          |          | MISC     |          | SCORE    |          |          |          |          |             |
|--|---------------|-----|----------|----------|----------|------------|------------|----------|----------|---------------|----------|----------|----------|----------|----------|----------|----------|----------|----------|----------|----------|----------|----------|----------|----------|----------|----------|----------|-------------|
|  |               |     | TK       | S        | A        | SK         | YDS        | TFL      | YDS      | QBH           | NO       | YDS      | LG       | TD       | PD       | FF       | FR       | TD       | YDS      | TK       | S        | A        | FF       |          | FR       | S        | A        | W/L      |             |
| 09/10  | at Chargers   |     |          |          |          |            |            |          |          |               |          |          |          |          |          |          |          |          |          |          |          |          |          |          |          |          |          | W        | 36-34       |
| 09/17  | at Patriots   |     |          |          |          |            |            |          |          |               |          |          |          |          |          |          |          |          |          |          |          |          |          |          |          |          |          | W        | 24-17       |
| 09/24  | Broncos       |     |          |          |          |            |            |          |          |               |          |          |          |          |          |          |          |          |          |          |          |          |          |          |          |          |          | W        | 70-20       |
| 10/01  | at Bills      |     |          |          |          |            |            |          |          |               |          |          |          |          |          |          |          |          |          |          |          |          |          |          |          |          |          | L        | 20-48       |
| 10/08  | Giants        |     |          |          |          |            |            |          |          |               |          |          |          |          |          |          |          |          |          |          |          |          |          |          |          |          |          | W        | 31-16       |
| 10/15  | Panthers      |     |          |          |          |            |            |          |          |               |          |          |          |          |          |          |          |          |          |          |          |          |          |          |          |          |          | W        | 42-21       |
| 10/22  | at Eagles     |     |          |          |          |            |            |          |          |               |          |          |          |          |          |          |          |          |          |          |          |          |          |          |          |          |          | L        | 17-31       |
| 10/29  | Patriots      |     |          |          |          |            |            |          |          |               |          |          |          |          |          |          |          |          |          |          |          |          |          |          |          |          |          | W        | 31-17       |
| 11/05  | at Chiefs     |     |          |          |          |            |            |          |          |               |          |          |          |          |          |          |          |          |          |          |          |          |          |          |          |          |          | L        | 14-21       |
| Went from <b>Dolphins</b> to <b>Commanders</b> . |               |     |          |          |          |            |            |          |          |               |          |          |          |          |          |          |          |          |          |          |          |          |          |          |          |          |          |          |             |
| 11/12  | at Seahawks   |     |          |          |          |            |            |          |          |               |          |          |          |          |          |          |          |          |          |          |          |          |          |          |          |          |          | L        | 26-29       |
| Went from <b>Commanders</b> to <b>Dolphins</b> . |               |     |          |          |          |            |            |          |          |               |          |          |          |          |          |          |          |          |          |          |          |          |          |          |          |          |          |          |             |
| 11/19  | Raiders       |     |          |          |          |            |            |          |          |               |          |          |          |          |          |          |          |          |          |          |          |          |          |          |          |          |          | W        | 20-13       |
| 11/24  | at Jets       |     |          |          |          |            |            |          |          |               |          |          |          |          |          |          |          |          |          |          |          |          |          |          |          |          |          | W        | 34-13       |
| 12/03  | at Commanders |     |          |          |          |            |            |          |          |               |          |          |          |          |          |          |          |          |          |          |          |          |          |          |          |          |          | W        | 45-15       |
| 12/11  | Titans        |     |          |          |          |            |            |          |          |               |          |          |          |          |          |          |          |          |          |          |          |          |          |          |          |          |          | L        | 27-28       |
| 12/17  | Jets          |     |          |          |          |            |            |          |          |               |          |          |          |          |          |          |          |          |          |          |          |          |          |          |          |          |          | W        | 30-0        |
| 12/24  | Cowboys       |     |          |          |          |            |            |          |          |               |          |          |          |          |          |          |          |          |          |          |          |          |          |          |          |          |          | W        | 22-20       |
| 12/31  | at Ravens     |     |          |          |          |            |            |          |          |               |          |          |          |          |          |          |          |          |          |          |          |          |          |          |          |          |          | L        | 19-56       |
| 01/07  | Bills         |     |          |          |          |            |            |          |          |               |          |          |          |          |          |          |          |          |          |          |          |          |          |          |          |          |          | L        | 14-21       |
| <b>2023 TOTALS</b>                               |               |     | <b>0</b> | <b>0</b> | <b>0</b> | <b>0.0</b> | <b>0.0</b> | <b>0</b> | <b>0</b> | <b>0</b>      | <b>0</b> | <b>0</b> | <b>0</b> | <b>0</b> | <b>0</b> | <b>0</b> | <b>0</b> | <b>0</b> | <b>0</b> | <b>0</b> | <b>0</b> | <b>0</b> | <b>0</b> | <b>0</b> | <b>0</b> | <b>0</b> | <b>0</b> | <b>0</b> | <b>11-7</b> |





2024 GAME-BY-GAME REGULAR-SEASON STATISTICS (BRONCOS)

| DATE               | OPPONENT      | P/S        | TACKLES  |          |          |            |            |          | INTERCEPTIONS |          |          |          |          | O. FUMB  |          |          |          | ST       |          |          |          | MISC     |          |          | SCORE      |   |       |
|--------------------|---------------|------------|----------|----------|----------|------------|------------|----------|---------------|----------|----------|----------|----------|----------|----------|----------|----------|----------|----------|----------|----------|----------|----------|----------|------------|---|-------|
|                    |               |            | TK       | S        | A        | SK         | YDS        | TFL      | YDS           | QBH      | NO       | YDS      | LG       | TD       | PD       | FF       | FR       | TD       | YDS      | TK       | S        | A        | FF       | FR       |            | S | A     |
| 09/08              | at Seahawks   | P          | 0        | 0        | 0        | 0.0        | 0.0        | 0        | 0             | 0        | 0        | 0        | 0        | 0        | 0        | 0        | 0        | 0        | 0        | 0        | 0        | 0        | 0        | 0        | 0          | L | 20-26 |
| 09/15              | Steelers      | P          | 0        | 0        | 0        | 0.0        | 0.0        | 0        | 0             | 0        | 0        | 0        | 0        | 0        | 0        | 0        | 0        | 0        | 2        | 2        | 0        | 0        | 0        | 0        | 0          | L | 6-13  |
| 09/22              | at Buccaneers | P          | 0        | 0        | 0        | 0.0        | 0.0        | 0        | 0             | 0        | 0        | 0        | 0        | 0        | 0        | 0        | 0        | 0        | 1        | 1        | 0        | 0        | 0        | 0        | 0          | W | 26-7  |
| 09/29              | at Jets       | P          | 0        | 0        | 0        | 0.0        | 0.0        | 0        | 0             | 0        | 0        | 0        | 0        | 0        | 0        | 0        | 0        | 0        | 2        | 1        | 1        | 0        | 0        | 0        | 0          | W | 10-9  |
| 10/06              | Raiders       | P          | 0        | 0        | 0        | 0.0        | 0.0        | 0        | 0             | 0        | 0        | 0        | 0        | 0        | 0        | 0        | 0        | 0        | 0        | 0        | 0        | 0        | 0        | 0        | 0          | W | 34-18 |
| <b>2024 TOTALS</b> |               | <b>5-0</b> | <b>0</b> | <b>0</b> | <b>0</b> | <b>0.0</b> | <b>0.0</b> | <b>0</b> | <b>0</b>      | <b>0</b> | <b>0</b> | <b>0</b> | <b>0</b> | <b>0</b> | <b>0</b> | <b>0</b> | <b>0</b> | <b>5</b> | <b>4</b> | <b>1</b> | <b>0</b> | <b>0</b> | <b>0</b> | <b>0</b> | <b>3-2</b> |   |       |





1 CB



**TREMON SMITH**

**HEIGHT/WEIGHT:** 5-11 / 190

**COLLEGE:** Central Arkansas

**BIRTHDAY:** Jul. 20, 1996

**BORN:** Anniston, Ala.

**NFL EXPERIENCE:** 7th YR

**BRONCOS EXPERIENCE:** 2nd YR

**GP/GS:** 88/5

**ACQUIRED:** UFA (Hou.)-'23

**AT A GLANCE**

- A seventh-year cornerback who has played in 88 career regular-season games (5 starts) and three postseason games with the Chiefs (2018-19), Packers (2019), Colts (2020), Texans (2021-22) and Broncos (2023-24).
- Recorded 30 tackles (21 solo), two interceptions (33 yds.), five passes defended, three forced fumbles and three fumble recoveries in the regular season while making one solo tackle and one fumble recovery in postseason play.
- Has also made 28 career special-teams tackles and tallied 2,323 kickoff return yards on 94 kickoff returns (24.7 avg.) with a score.
- Tied for the third-most games with at least 100 kickoff return yards (6) and fourth-most kickoff return yards (2,323) in the NFL since 2018.
- Competed in 17 games (2 starts) in 2022, setting career highs with tackles (16), interceptions (2), interception yards (33), passes defended (4) and forced fumbles (3).
- Played in all 17 games (2 starts) for Houston in 2021, making 13 tackles (8 solo), one fumble recovery and a career-high eight special-teams tackles.
- Totaled 886 kickoff return yards on 33 returns (26.8 avg.) in 14 games (1 start) in 2018.
- Totaled 146 tackles (113 solo), one sack (15 yds.) 15 interceptions (177 yds., 1 TD), 53 passes defended, two forced fumbles and one fumble recovery in 48 games during his four seasons at the University of Central Arkansas (2014-17).
- Named first team All-Southland Conference as a defensive back in 2016 after producing 35 total tackles (28 solo), 11 passes defended, two interceptions (32 yds.) and one fumble recovery.
- Selected first team All-Southland Conference as a defensive back in 2015 after starting 11 games and amassing 51 total tackles (42 solo), one sack, a career-high 12 passes defended, five interceptions (43 yds.) and two forced fumbles.
- Drafted by Kansas City as a sixth round (196th overall) selection in the 2018 NFL Draft.
- Signed by the Broncos as an unrestricted free agent (Houston) on March 16, 2023.

**2024:** Smith has appeared in five games for Denver, recording one special teams tackle.

**2023:** Smith played in all 17 games in his first year with Denver, totaling five special-teams tackles and returning one punt for 14 yards... Made his Broncos debut vs. L.V. (9/10)... Made his first special-teams tackle with the Broncos at Mia. (9/24)... Recovered a muffed punt in the game vs. NYJ (10/8)... Made two special-teams tackles in the win vs. K.C. (10/29)... Returned one punt for 14 yards vs. LAC (12/31).

**2022:** Smith competed in 17 games (2 starts), setting career highs with tackles (16), interceptions (2), interception yards (33), passes defended (4) and forced fumbles (3)... Also posted 417 kickoff return yards on 19 returns (21.9 avg.) and six tackles on special teams... Forced his first career fumble and made two special-teams tackles vs. Ind. (9/11)... Returned four kickoffs for 78 yards (19.5 avg.) at L.V. (10/23)... Made a special-teams tackle and forced a fumble vs. Ten. (10/30)... Had a 32-yard kickoff return at NYG (11/13)... Produced three solo tackles and also made his first two career interceptions (33 yds.) off Cowboys QB Dak Prescott at Dal. (12/11)... Posted a career-high 10 tackles (7 solo) along with a forced fumble and pass defended vs. K.C. (12/18)... Tallied 99 kickoff return yards on four returns (24.8 avg.) vs. Jac. (1/1)... Had three tackles (2 solo) and a pass defended at Ind. (1/8).

**2021:** Smith played in all 17 games (2 starts) for Houston, making 13 tackles (8 solo), one fumble recovery and a career-high eight special-teams tackles... Also returned 21 kickoffs for 538 yards (25.6 avg.) with one touchdown... Was one-of-eight NFL players to return a kickoff for a score during the season... Made two special-teams tackles vs. Jac. (9/12)... Had a season-high four tackles (2 solo) at Cle. (9/19)... Posted another two tackles on special-teams at Buf. (10/3)... Was involved in two special-teams tackles and returned a kickoff 44 yards vs. LAR (10/31)... Recovered a fumble at Ten. (11/21)... Returned two kickoffs for 50 yards (25.0 avg.)... Posted 48 yards on two kickoff returns vs. Ind. (12/5)... Contributed a season-high 121 kickoff return yards on two returns (60.5) and scored his first kickoff return touchdown at Jac. (12/19)... Tied his season-high four tackles (3 solo) vs. LAC (12/26)... Returned five kickoffs for 98 yards (19.6 avg.) at S.F. (1/2).

**2020:** Smith played in 10 games with the Colts, making two tackles on special teams while returning eight kickoffs for 180 yards (22.5 avg.)... Spent the first two games on the Colt's practice squad... Made a special-teams tackle vs. Cin. (10/18)...





Returned three kickoffs for 73 yards (24.3 avg.) and made one tackle on special teams vs. G.B. (11/22)... Had two kickoff returns for 49 yards (24.5 avg.) vs. Ten. (11/29)... Tallied 58 kickoff return yards for 58 yards (19.3 avg.) at Pit. (12/27).

**2019:** Smith played in eight games with Kansas City (1 game) and Green Bay (7 games), producing 13 kickoff returns for 303 yards (23.3 avg.) and three special-teams tackles... Returned two kickoffs for 45 yards (22.5 avg.) vs. Phi. (9/26)... Made two special-teams tackles vs. Car. (11/10)... Totaled 123 yards on five kickoff returns (24.6 avg.) at LAC (11/3)... Had two kickoff returns for 40 yards (20.0 avg.) at S.F. (11/24)... Contributed 72 yards on three kickoff returns (24.0 avg.) at NYG (12/1).

**2018:** Smith appeared in 14 games (1 start) after signing with Kansas City as a college free agent, totaling one solo tackle, one pass defended, one fumble recovery and four special-teams tackles... Also totaled 886 kickoff return yards on 33 returns (26.8 avg.)... Ranked third in the NFL in kickoff returns and kickoff return yards while ranking fourth in kickoff return average... Made his NFL debut at LAC (9/9), posting one special-teams tackle... Made his first defensive take down at Pit. (9/16), notching one solo tackle in the game along with a tackle on special-teams... Saw his first action returning kickoffs at N.E. (10/14), bringing back four kicks for 180 yards (45.0 avg.)... Posted 82 kickoff return yards on three attempts (27.3 avg.) vs. Den. (10/28)... Brought back two kickoffs for 53 yards at Cle. (11/4)... Returned a career-high seven kickoffs for 207 yards (29.6 avg.) at LAR (11/19)... Totaled 104 kickoff return yards on five returns (20.8 avg.) vs. LAC (12/13)... Made his first NFL start and tallied his first career pass defended and first fumble recovery at Sea. (12/23)... Also returned four kicks for 114 yards (28.5 avg.) against the Seahawks.

**COLLEGE:** Smith totaled 146 tackles (113 solo), one sack (15 yds.) 15 interceptions (177 yds., 1 TD), 53 passes defended, two forced fumbles and one fumble recovery in 48 games during his four seasons at the University of Central Arkansas (2014-17)... Also returned 39 punts for 295 yards (7.6 avg.) with a score... Finished his career ranked fourth in program history in passes defended... Was a two-time All-Southland Conference first team defensive back (2015-16) and All-Southland honorable mention punt returner (2016)... Played in 12 games as a senior, totaling 41 tackles (27 solo), 11 passes defended and five interceptions (102 yds., 1 TD)... Named first team All-Southland Conference as a defensive back in 2016 after producing 35 total tackles (28 solo), 11 passes defended, two interceptions (32 yds.) and one fumble recovery... Was also selected All-Southland Conference honorable mention as a punt returner when he returned 24 punts for 219 yards (9.1 avg.) and one touchdown... Selected first team All-Southland Conference as a defensive back in 2015 after starting 11 games and amassing 51 total tackles (42 solo), one sack, a career-high 12 passes defended, five interceptions (43 yds.) and two forced fumbles.

**PERSONAL:** Smith attended Saks High School in Anniston, Ala., where he was a first-team All-State as a quarterback in 2013, first-team All-Region as a quarterback in 2013-14 and first-team All-Region as a defensive back in 2013-14... Was also named Player of the Year for District 8 and Alabama 3A Player of the Year as a quarterback... Posted the most career touchdowns in school history... Totaled 70 tackles, four forced fumbles and four interceptions in 2013... Tremon Smith was born on July 20, 1996, in Anniston, Ala.

**Transactions**

Signed by Kansas City as a college free agent 5/7/18; Waived by Kansas City 9/14/19; Acquired via waivers by Green Bay 9/16/19; Waived by Green Bay 10/14/19; Signed by Green Bay (practice squad) 10/16/19; Signed by Green Bay (active roster) 10/29/19; Waived by Green Bay 12/2/19; Signed by Philadelphia (practice squad) 12/4/19; Signed by Philadelphia 1/6/20; Waived by Philadelphia 7/26/20; Signed by Indianapolis 8/16/20; Waived by Indianapolis 9/5/20; Signed by Indianapolis (practice squad) 9/6/20; Signed by Indianapolis (active roster) 9/22/20; Signed by Houston 3/22/21; Re-signed by Houston 12/4/21; Signed by Denver 3/17/23.





REGULAR SEASON COMPARISON: DEFENSIVE - LOS ANGELES CHARGERS

| DATE          | OPP         | W/L        | GP/GS      | TACKLES  |          |          |            |            |          |          |          | MISC     |          |          |          |          |
|---------------|-------------|------------|------------|----------|----------|----------|------------|------------|----------|----------|----------|----------|----------|----------|----------|----------|
|               |             |            |            | TOT      | SOLO     | ASST     | SACK       | YDS.       | INT      | TFL      | PD       | QBH      | TD       | FF       | FR       |          |
| 9/9/18        | KC @ LAC    | W          | P          | 0        | 0        | 0        | 0.0        | 0.0        | 0        | 0        | 0        | 0        | 0        | 0        | 0        | 0        |
| 12/13/18      | KC vs. LAC  | L          | P          | 0        | 0        | 0        | 0.0        | 0.0        | 0        | 0        | 0        | 0        | 0        | 0        | 0        | 0        |
| 11/3/19       | GB @ LAC    | L          | P          | 0        | 0        | 0        | 0.0        | 0.0        | 0        | 0        | 0        | 0        | 0        | 0        | 0        | 0        |
| 12/26/21      | HST vs. LAC | W          | S          | 4        | 3        | 1        | 0.0        | 0.0        | 0        | 0        | 0        | 0        | 0        | 0        | 0        | 0        |
| 10/2/22       | HST vs. LAC | L          | P          | 0        | 0        | 0        | 0.0        | 0.0        | 0        | 0        | 0        | 0        | 0        | 0        | 0        | 0        |
| 12/10/23      | DEN @ LAC   | W          | P          | 0        | 0        | 0        | 0.0        | 0.0        | 0        | 0        | 0        | 0        | 0        | 0        | 0        | 0        |
| 12/31/23      | DEN vs. LAC | W          | P          | 0        | 0        | 0        | 0.0        | 0.0        | 0        | 0        | 0        | 0        | 0        | 0        | 0        | 0        |
| <b>TOTALS</b> |             | <b>4/3</b> | <b>7/1</b> | <b>4</b> | <b>3</b> | <b>1</b> | <b>0.0</b> | <b>0.0</b> | <b>0</b> | <b>0</b> | <b>0</b> | <b>0</b> | <b>0</b> | <b>0</b> | <b>0</b> | <b>0</b> |

Tremon Smith's NFL Regular Season Defensive Statistics

| DATE   | TEAM         | GP        | GS       | TACKLES   |           |          |          |            |            |          |          | INTERCEPTIONS |           |          |          |          |          | O. FUMB  |          |           |           | ST       |          |          |          | MISC     |   |  |  |
|--|--------------|-----------|----------|-----------|-----------|----------|----------|------------|------------|----------|----------|---------------|-----------|----------|----------|----------|----------|----------|----------|-----------|-----------|----------|----------|----------|----------|----------|---|--|--|
|  |              |           |          | TK        | S         | A        | TFL      | YDS        | SK         | YDS      | QBH      | NO            | YDS       | LG       | TD       | PD       | FF       | FR       | TD       | YDS       | TK        | S        | A        | FF       | FR       | S        | A |  |  |
| 2018   | Chiefs       | 14        | 1        | 1         | 1         | 0        | 0        | 0.0        | 0.0        | 0        | 0        | 0             | 0         | 0        | 1        | 0        | 0        | 0        | 0        | 0         | 4         | 3        | 1        | 0        | 1        | 0        | 0 |  |  |
| 2019   | Chiefs       | 1         | 0        | 0         | 0         | 0        | 0        | 0.0        | 0.0        | 0        | 0        | 0             | 0         | 0        | 0        | 0        | 0        | 0        | 0        | 0         | 0         | 0        | 0        | 0        | 0        | 0        | 0 |  |  |
| Went from <b>Kansas City</b> to <b>Green Bay</b> . |              |           |          |           |           |          |          |            |            |          |          |               |           |          |          |          |          |          |          |           |           |          |          |          |          |          |   |  |  |
| 2019   | Packers      | 7         | 0        | 0         | 0         | 0        | 0        | 0.0        | 0.0        | 0        | 0        | 0             | 0         | 0        | 0        | 0        | 0        | 0        | 0        | 0         | 3         | 2        | 1        | 0        | 0        | 0        | 0 |  |  |
| 2019   | <b>TOTAL</b> | <b>8</b>  | <b>0</b> | <b>0</b>  | <b>0</b>  | <b>0</b> | <b>0</b> | <b>0.0</b> | <b>0.0</b> | <b>0</b> | <b>0</b> | <b>0</b>      | <b>0</b>  | <b>0</b> | <b>0</b> | <b>0</b> | <b>0</b> | <b>0</b> | <b>0</b> | <b>3</b>  | <b>2</b>  | <b>1</b> | <b>0</b> | <b>0</b> | <b>0</b> | <b>0</b> |   |  |  |
| 2020   | Colts        | 10        | 0        | 0         | 0         | 0        | 0        | 0.0        | 0.0        | 0        | 0        | 0             | 0         | 0        | 0        | 0        | 0        | 0        | 0        | 0         | 2         | 2        | 0        | 0        | 0        | 0        | 0 |  |  |
| 2021   | Texans       | 17        | 2        | 13        | 8         | 5        | 0        | 0.0        | 0.0        | 0        | 0        | 0             | 0         | 0        | 0        | 0        | 0        | 0        | 0        | 0         | 8         | 8        | 0        | 0        | 1        | 0        | 0 |  |  |
| 2022   | Texans       | 17        | 2        | 16        | 12        | 4        | 1        | 2.0        | 0.0        | 0        | 2        | 33            | 26        | 0        | 4        | 1        | 0        | 0        | 0        | 0         | 6         | 4        | 2        | 2        | 0        | 0        | 0 |  |  |
| 2023   | Broncos      | 17        | 0        | 0         | 0         | 0        | 0        | 0.0        | 0.0        | 0        | 0        | 0             | 0         | 0        | 0        | 0        | 0        | 0        | 0        | 0         | 5         | 5        | 0        | 0        | 1        | 0        | 0 |  |  |
| 2024   | Broncos      | 5         | 0        | 0         | 0         | 0        | 0        | 0.0        | 0.0        | 0        | 0        | 0             | 0         | 0        | 0        | 0        | 0        | 0        | 0        | 0         | 1         | 1        | 0        | 0        | 0        | 0        | 0 |  |  |
| <b>NFL TOTALS</b>                                  |              | <b>88</b> | <b>5</b> | <b>30</b> | <b>21</b> | <b>9</b> | <b>1</b> | <b>2.0</b> | <b>0.0</b> | <b>0</b> | <b>2</b> | <b>33</b>     | <b>26</b> | <b>0</b> | <b>5</b> | <b>1</b> | <b>0</b> | <b>0</b> | <b>0</b> | <b>29</b> | <b>25</b> | <b>4</b> | <b>2</b> | <b>3</b> | <b>0</b> | <b>0</b> |   |  |  |

Tremon Smith's NFL Postseason Defensive Statistics

| DATE              | TEAM    | GP       | GS       | TACKLES  |          |          |          |            |            |          |          | INTERCEPTIONS |          |          |          |          |          | O. FUMB  |          |          |          | ST       |          |          |          | MISC     |          |          |  |
|-------------------|---------|----------|----------|----------|----------|----------|----------|------------|------------|----------|----------|---------------|----------|----------|----------|----------|----------|----------|----------|----------|----------|----------|----------|----------|----------|----------|----------|----------|--|
|                   |         |          |          | TK       | S        | A        | TFL      | YDS        | SK         | YDS      | QBH      | NO            | YDS      | LG       | TD       | PD       | FF       | FR       | TD       | YDS      | TK       | S        | A        | FF       | FR       | S        | A        |          |  |
| 2018              | Chiefs  | 2        | 0        | 1        | 1        | 0        | 0        | 0.0        | 0.0        | 0        | 0        | 0             | 0        | 0        | 0        | 0        | 0        | 0        | 0        | 0        | 0        | 0        | 0        | 0        | 0        | 1        | 0        | 0        |  |
| 2019              | Packers | 0        | 0        | 0        | 0        | 0        | 0        | 0.0        | 0.0        | 0        | 0        | 0             | 0        | 0        | 0        | 0        | 0        | 0        | 0        | 0        | 0        | 0        | 0        | 0        | 0        | 0        | 0        | 0        |  |
| 2020              | Colts   | 1        | 0        | 0        | 0        | 0        | 0        | 0.0        | 0.0        | 0        | 0        | 0             | 0        | 0        | 0        | 0        | 0        | 0        | 0        | 0        | 0        | 0        | 0        | 0        | 0        | 0        | 0        | 0        |  |
| <b>NFL TOTALS</b> |         | <b>3</b> | <b>0</b> | <b>1</b> | <b>1</b> | <b>0</b> | <b>0</b> | <b>0.0</b> | <b>0.0</b> | <b>0</b> | <b>0</b> | <b>0</b>      | <b>0</b> | <b>0</b> | <b>0</b> | <b>0</b> | <b>0</b> | <b>0</b> | <b>0</b> | <b>0</b> | <b>0</b> | <b>0</b> | <b>0</b> | <b>0</b> | <b>0</b> | <b>1</b> | <b>0</b> | <b>0</b> |  |





SINGLE-GAME HIGHS: DEFENSIVE

**Total Tackles** 10 vs. Kansas City Chiefs, Dec 18, 2022  
 4 vs. Los Angeles Chargers, Dec 26, 2021  
 4 at Cleveland Browns, Sep 19, 2021  
 3 at Indianapolis Colts, Jan 08, 2023  
 3 at Dallas Cowboys, Dec 11, 2022  
 ...1 more at 3.

**Solo Tackles** 7 vs. Kansas City Chiefs, Dec 18, 2022  
 3 at Dallas Cowboys, Dec 11, 2022  
 3 vs. Los Angeles Chargers, Dec 26, 2021  
 2 at Indianapolis Colts, Jan 08, 2023  
 2 vs. Carolina Panthers, Sep 23, 2021  
 ...1 more at 2.

**Passes Defensed** 2 at Dallas Cowboys, Dec 11, 2022  
 1 at Indianapolis Colts, Jan 08, 2023  
 1 vs. Kansas City Chiefs, Dec 18, 2022  
 1 at Seattle Seahawks, Dec 23, 2018

**Forced Fumbles** 1 vs. Kansas City Chiefs, Dec 18, 2022

**Tackles For Loss** 1 vs. Kansas City Chiefs, Dec 18, 2022

**Interceptions**  
**Interception Return Yards**  
**Special Teams Tackles**

2 at Dallas Cowboys, Dec 11, 2022  
 33 at Dallas Cowboys, Dec 11, 2022  
 2 vs. Indianapolis Colts, Sep 11, 2022  
 2 vs. Los Angeles Rams, Oct 31, 2021  
 2 at Buffalo Bills, Oct 03, 2021  
 ...2 more at 2.  
 1 vs. Indianapolis Colts, Sep 11, 2022  
**Special Teams Forced Fumbles**  
**Special Teams Fumble Recoveries** 1 at Tennessee Titans, Nov 21, 2021  
 1 at Seattle Seahawks, Dec 23, 2018

SINGLE-GAME HIGHS - POSTSEASON: DEFENSIVE

**Total Tackles** 1 vs. Indianapolis Colts, Jan 12, 2019  
**Solo Tackles** 1 vs. Indianapolis Colts, Jan 12, 2019

**Special Teams Fumble Recoveries** 1 vs. Indianapolis Colts, Jan 12, 2019

2023 GAME-BY-GAME REGULAR-SEASON STATISTICS (BRONCOS)

| DATE               | OPPONENT    | P/S | TACKLES   |          |          |          |          |          | INTERCEPTIONS |          |          |          |          | O. FUMB  |          |          |          | ST       |          |          |          | MISC     |          | W/L/T    | SCORE    |            |       |
|--------------------|-------------|-----|-----------|----------|----------|----------|----------|----------|---------------|----------|----------|----------|----------|----------|----------|----------|----------|----------|----------|----------|----------|----------|----------|----------|----------|------------|-------|
|                    |             |     | TK        | S        | A        | SK       | YDS      | TFL      | YDS           | QBH      | NO       | YDS      | LG       | TD       | PD       | FF       | FR       | TD       | YDS      | TK       | S        | A        | FF       |          |          | FR         | S     |
| 09/10              | Raiders     | P   | 0         | 0        | 0        | 0        | 0        | 0        | 0             | 0        | 0        | 0        | 0        | 0        | 0        | 0        | 0        | 0        | 0        | 0        | 0        | 0        | 0        | 0        | 0        | L          | 16-17 |
| 09/17              | Commanders  | P   | 0         | 0        | 0        | 0        | 0        | 0        | 0             | 0        | 0        | 0        | 0        | 0        | 0        | 0        | 0        | 0        | 0        | 0        | 0        | 0        | 0        | 0        | 0        | L          | 33-35 |
| 09/24              | at Dolphins | P   | 0         | 0        | 0        | 0        | 0        | 0        | 0             | 0        | 0        | 0        | 0        | 0        | 0        | 0        | 0        | 0        | 1        | 1        | 0        | 0        | 0        | 0        | 0        | L          | 20-70 |
| 10/01              | at Bears    | P   | 0         | 0        | 0        | 0        | 0        | 0        | 0             | 0        | 0        | 0        | 0        | 0        | 0        | 0        | 0        | 0        | 0        | 0        | 0        | 0        | 0        | 0        | 0        | W          | 31-28 |
| 10/08              | Jets        | P   | 0         | 0        | 0        | 0        | 0        | 0        | 0             | 0        | 0        | 0        | 0        | 0        | 0        | 0        | 0        | 0        | 0        | 0        | 0        | 1        | 0        | 0        | 0        | L          | 21-31 |
| 10/12              | at Chiefs   | P   | 0         | 0        | 0        | 0        | 0        | 0        | 0             | 0        | 0        | 0        | 0        | 0        | 0        | 0        | 0        | 0        | 1        | 1        | 0        | 0        | 0        | 0        | 0        | L          | 8-19  |
| 10/22              | Packers     | P   | 0         | 0        | 0        | 0        | 0        | 0        | 0             | 0        | 0        | 0        | 0        | 0        | 0        | 0        | 0        | 0        | 0        | 0        | 0        | 0        | 0        | 0        | 0        | W          | 19-17 |
| 10/29              | Chiefs      | P   | 0         | 0        | 0        | 0        | 0        | 0        | 0             | 0        | 0        | 0        | 0        | 0        | 0        | 0        | 0        | 0        | 2        | 2        | 0        | 0        | 0        | 0        | 0        | W          | 24-9  |
| 11/13              | at Bills    | P   | 0         | 0        | 0        | 0        | 0        | 0        | 0             | 0        | 0        | 0        | 0        | 0        | 0        | 0        | 0        | 0        | 0        | 0        | 0        | 0        | 0        | 0        | 0        | W          | 24-22 |
| 11/19              | Vikings     | P   | 0         | 0        | 0        | 0        | 0        | 0        | 0             | 0        | 0        | 0        | 0        | 0        | 0        | 0        | 0        | 0        | 0        | 0        | 0        | 0        | 0        | 0        | 0        | W          | 21-20 |
| 11/26              | Browns      | P   | 0         | 0        | 0        | 0        | 0        | 0        | 0             | 0        | 0        | 0        | 0        | 0        | 0        | 0        | 0        | 0        | 0        | 0        | 0        | 0        | 0        | 0        | 0        | W          | 29-12 |
| 12/03              | at Texans   | P   | 0         | 0        | 0        | 0        | 0        | 0        | 0             | 0        | 0        | 0        | 0        | 0        | 0        | 0        | 0        | 0        | 0        | 0        | 0        | 0        | 0        | 0        | 0        | L          | 17-22 |
| 12/10              | at Chargers | P   | 0         | 0        | 0        | 0        | 0        | 0        | 0             | 0        | 0        | 0        | 0        | 0        | 0        | 0        | 0        | 0        | 0        | 0        | 0        | 0        | 0        | 0        | 0        | W          | 24-7  |
| 12/16              | at Lions    | P   | 0         | 0        | 0        | 0        | 0        | 0        | 0             | 0        | 0        | 0        | 0        | 0        | 0        | 0        | 0        | 0        | 1        | 1        | 0        | 0        | 0        | 0        | 0        | L          | 17-42 |
| 12/24              | Patriots    | P   | 0         | 0        | 0        | 0        | 0        | 0        | 0             | 0        | 0        | 0        | 0        | 0        | 0        | 0        | 0        | 0        | 0        | 0        | 0        | 0        | 0        | 0        | 0        | L          | 23-26 |
| 12/31              | Chargers    | P   | 0         | 0        | 0        | 0        | 0        | 0        | 0             | 0        | 0        | 0        | 0        | 0        | 0        | 0        | 0        | 0        | 0        | 0        | 0        | 0        | 0        | 0        | 0        | W          | 16-9  |
| 01/07              | at Raiders  | P   | 0         | 0        | 0        | 0        | 0        | 0        | 0             | 0        | 0        | 0        | 0        | 0        | 0        | 0        | 0        | 0        | 0        | 0        | 0        | 0        | 0        | 0        | 0        | L          | 14-27 |
| <b>2023 TOTALS</b> |             |     | <b>17</b> | <b>0</b> | <b>0</b> | <b>0</b> | <b>0</b> | <b>0</b> | <b>0</b>      | <b>0</b> | <b>0</b> | <b>0</b> | <b>0</b> | <b>0</b> | <b>0</b> | <b>0</b> | <b>0</b> | <b>0</b> | <b>5</b> | <b>5</b> | <b>0</b> | <b>0</b> | <b>1</b> | <b>0</b> | <b>0</b> | <b>8-9</b> |       |





2024 GAME-BY-GAME REGULAR-SEASON STATISTICS (BRONCOS)

| DATE               | OPPONENT      | P/S        | TACKLES  |          |          |            |            |          | INTERCEPTIONS |          |          |          |          | O. FUMB  |          |          |          | ST       |          |          |          | MISC     |          |          | SCORE    |            |       |
|--------------------|---------------|------------|----------|----------|----------|------------|------------|----------|---------------|----------|----------|----------|----------|----------|----------|----------|----------|----------|----------|----------|----------|----------|----------|----------|----------|------------|-------|
|                    |               |            | TK       | S        | A        | SK         | YDS        | TFL      | YDS           | QBH      | NO       | YDS      | LG       | TD       | PD       | FF       | FR       | TD       | YDS      | TK       | S        | A        | FF       | FR       |          | S          | A     |
| 09/08              | at Seahawks   | P          | 0        | 0        | 0        | 0.0        | 0.0        | 0        | 0             | 0        | 0        | 0        | 0        | 0        | 0        | 0        | 0        | 0        | 0        | 0        | 0        | 0        | 0        | 0        | 0        | L          | 20-26 |
| 09/15              | Steelers      | P          | 0        | 0        | 0        | 0.0        | 0.0        | 0        | 0             | 0        | 0        | 0        | 0        | 0        | 0        | 0        | 0        | 0        | 0        | 0        | 0        | 0        | 0        | 0        | 0        | L          | 6-13  |
| 09/22              | at Buccaneers | P          | 0        | 0        | 0        | 0.0        | 0.0        | 0        | 0             | 0        | 0        | 0        | 0        | 0        | 0        | 0        | 0        | 0        | 0        | 0        | 0        | 0        | 0        | 0        | W        | 26-7       |       |
| 09/29              | at Jets       | P          | 0        | 0        | 0        | 0.0        | 0.0        | 0        | 0             | 0        | 0        | 0        | 0        | 0        | 0        | 0        | 0        | 0        | 1        | 1        | 0        | 0        | 0        | 0        | 0        | W          | 10-9  |
| 10/06              | Raiders       | P          | 0        | 0        | 0        | 0.0        | 0.0        | 0        | 0             | 0        | 0        | 0        | 0        | 0        | 0        | 0        | 0        | 0        | 0        | 0        | 0        | 0        | 0        | 0        | 0        | W          | 34-18 |
| <b>2024 TOTALS</b> |               | <b>5-0</b> | <b>0</b> | <b>0</b> | <b>0</b> | <b>0.0</b> | <b>0.0</b> | <b>0</b> | <b>0</b>      | <b>0</b> | <b>0</b> | <b>0</b> | <b>0</b> | <b>0</b> | <b>0</b> | <b>0</b> | <b>0</b> | <b>0</b> | <b>0</b> | <b>0</b> | <b>0</b> | <b>0</b> | <b>0</b> | <b>0</b> | <b>0</b> | <b>3-2</b> |       |

2018 GAME-BY-GAME POSTSEASON STATISTICS (CHIEFS)

| DATE               | OPPONENT | P/S        | TACKLES  |          |          |            |            |          | INTERCEPTIONS |          |          |          |          | O. FUMB  |          |          |          | ST       |          |          |          | MISC     |          |          | SCORE    |            |            |
|--------------------|----------|------------|----------|----------|----------|------------|------------|----------|---------------|----------|----------|----------|----------|----------|----------|----------|----------|----------|----------|----------|----------|----------|----------|----------|----------|------------|------------|
|                    |          |            | TK       | S        | A        | SK         | YDS        | TFL      | YDS           | QBH      | NO       | YDS      | LG       | TD       | PD       | FF       | FR       | TD       | YDS      | TK       | S        | A        | FF       | FR       |          | S          | A          |
| 01/12              | Colts    | P          | 1        | 1        | 0        | 0.0        | 0.0        | 0        | 0             | 0        | 0        | 0        | 0        | 0        | 0        | 0        | 0        | 0        | 0        | 0        | 0        | 0        | 1        | 0        | 0        | W          | 31-13      |
| 01/20              | Patriots | P          | 0        | 0        | 0        | 0.0        | 0.0        | 0        | 0             | 0        | 0        | 0        | 0        | 0        | 0        | 0        | 0        | 0        | 0        | 0        | 0        | 0        | 0        | 0        | 0        | L          | 31-37<br>+ |
| <b>2018 TOTALS</b> |          | <b>2-0</b> | <b>1</b> | <b>1</b> | <b>0</b> | <b>0.0</b> | <b>0.0</b> | <b>0</b> | <b>0</b>      | <b>0</b> | <b>0</b> | <b>0</b> | <b>0</b> | <b>0</b> | <b>0</b> | <b>0</b> | <b>0</b> | <b>0</b> | <b>0</b> | <b>0</b> | <b>0</b> | <b>0</b> | <b>1</b> | <b>0</b> | <b>0</b> | <b>1-1</b> |            |

+ - Overtime

2019 GAME-BY-GAME POSTSEASON STATISTICS (PACKERS)


| DATE               | OPPONENT | P/S | TACKLES        |          |          |            |            |          | INTERCEPTIONS |          |          |          |          | O. FUMB  |          |          |          | ST       |          |          |          | MISC     |          |          | SCORE    |          |            |       |
|--------------------|----------|-----|----------------|----------|----------|------------|------------|----------|---------------|----------|----------|----------|----------|----------|----------|----------|----------|----------|----------|----------|----------|----------|----------|----------|----------|----------|------------|-------|
|                    |          |     | TK             | S        | A        | SK         | YDS        | TFL      | YDS           | QBH      | NO       | YDS      | LG       | TD       | PD       | FF       | FR       | TD       | YDS      | TK       | S        | A        | FF       | FR       |          | S        | A          | W/L   |
| 01/12              | Seahawks |     | PRACTICE SQUAD |          |          |            |            |          |               |          |          |          |          |          |          |          |          |          |          |          |          |          |          |          |          | W        | 28-23      |       |
| 01/19              | at 49ers |     | PRACTICE SQUAD |          |          |            |            |          |               |          |          |          |          |          |          |          |          |          |          |          |          |          |          |          |          |          | L          | 20-37 |
| <b>2019 TOTALS</b> |          |     | <b>0</b>       | <b>0</b> | <b>0</b> | <b>0.0</b> | <b>0.0</b> | <b>0</b> | <b>0</b>      | <b>0</b> | <b>0</b> | <b>0</b> | <b>0</b> | <b>0</b> | <b>0</b> | <b>0</b> | <b>0</b> | <b>0</b> | <b>0</b> | <b>0</b> | <b>0</b> | <b>0</b> | <b>0</b> | <b>0</b> | <b>0</b> | <b>0</b> | <b>1-1</b> |       |

2020 GAME-BY-GAME POSTSEASON STATISTICS (COLTS)

| DATE               | OPPONENT | P/S        | TACKLES  |          |          |            |            |          | INTERCEPTIONS |          |          |          |          | O. FUMB  |          |          |          | ST       |          |          |          | MISC     |          |          | SCORE    |            |       |
|--------------------|----------|------------|----------|----------|----------|------------|------------|----------|---------------|----------|----------|----------|----------|----------|----------|----------|----------|----------|----------|----------|----------|----------|----------|----------|----------|------------|-------|
|                    |          |            | TK       | S        | A        | SK         | YDS        | TFL      | YDS           | QBH      | NO       | YDS      | LG       | TD       | PD       | FF       | FR       | TD       | YDS      | TK       | S        | A        | FF       | FR       |          | S          | A     |
| 01/09              | at Bills | P          | 0        | 0        | 0        | 0.0        | 0.0        | 0        | 0             | 0        | 0        | 0        | 0        | 0        | 0        | 0        | 0        | 0        | 0        | 0        | 0        | 0        | 0        | 0        | 0        | L          | 24-27 |
| <b>2020 TOTALS</b> |          | <b>1-0</b> | <b>0</b> | <b>0</b> | <b>0</b> | <b>0.0</b> | <b>0.0</b> | <b>0</b> | <b>0</b>      | <b>0</b> | <b>0</b> | <b>0</b> | <b>0</b> | <b>0</b> | <b>0</b> | <b>0</b> | <b>0</b> | <b>0</b> | <b>0</b> | <b>0</b> | <b>0</b> | <b>0</b> | <b>0</b> | <b>0</b> | <b>0</b> | <b>0-1</b> |       |







8 QB



# JARRETT STIDHAM

**HEIGHT/WEIGHT:** 6-3 / 215

**COLLEGE:** Auburn

**BIRTHDAY:** Aug. 8, 1996

**BORN:** Corbin, Ky.

**NFL EXPERIENCE:** 6th YR

**BRONCOS EXPERIENCE:** 2nd YR

**GP/GS:** 16/4

**ACQUIRED:** UFA (L.V.)-'23

## AT A GLANCE

- A sixth-year quarterback who has appeared in 16 career regular-season games (4 starts) with New England (2019-21), Las Vegas (2022) and Denver (2023), completing 117-of-197 passes (59.4%) for 1,422 yards with eight touchdowns and eight interceptions (78.3 rtg.).
- Finished his first season with the Broncos in 2023 with 496 yards on 40-of-66 passing (60.6%) with two touchdowns and one interception (87.7 rtg.).
- Set career highs in passing yards (656), completions (53), attempts (83), passing scores (4), completion percentage (63.9) and passer rating (89.2) in five games (2 starts) during his lone season with Las Vegas in 2022.
- Played in five games in 2020 with New England, totaling 256 yards with two touchdowns and three picks on 22-of-44 passing (50.0%) (54.7 rtg.).
- Appeared in three games during his rookie season in 2019 with the Patriots.
- Played two seasons at Auburn University (2017-18), completing 470-of-739 passes (63.6%) for 5,952 yards with 36 touchdowns and 11 interceptions and led the Tigers to the 2017 SEC Championship Game against Georgia.
- Was named second-team All-SEC in 2017 after completing 246-of-370 (66.5%) passes for 3,158 yards with 18 touchdowns and six picks.
- Also attended Baylor University in 2015 and McLennan Community College in 2016.
- Was drafted in the fourth round (133rd overall) of the 2019 NFL Draft by New England.
- Signed by Denver as a free agent on March 15, 2023.

**2023:** Stidham finished his first season with the Broncos with 496 yards on 40-of-66 passing (60.6%) with two touchdowns and one interception (87.7 rtg.)... Made his first appearance as a Bronco at Det. (12/16)... Started his first game with Denver vs. LAC (12/31), completing 20-of-32 passes for 224 yards (62.5%) with one touchdown (93. rtg.) for his first career win... Started the final game of the season, totaling 272 yards on 20-of-34 passing (58.5%) with one touchdown and one interception (82.0 rtg.) at L.V. (1/7).

**2022:** Stidham set career highs in five games (2 starts) in passing yards (656), completions (53), attempts (83), passing scores (4), completion percentage (63.9) and passer rating (89.2) in his lone season with Las Vegas... Completed 8-of-13 passes (61.5%) for 71 yards (76.4 rtg.) at N.O. (10/30)... Made his first career start vs. S.F. (1/1), completing 23-of-34 passes (67.6%) for a career-high 365 yards with a career mark three touchdowns and two picks (108.1 rtg.)... Also started the Raiders' Week 18 matchup vs. K.C. (1/7), totaling 219 yards with one score and one interception on 22-of-36 passing (61.1%) (76.0 rtg.)... Also appeared vs. Hou. (10/23) and at Sea. (11/27).

**2021:** Stidham spent the first nine games of the Reserve/Physically Unable to Participate list... Was inactive during Games 10-17 and the Patriots' AFC Wild Card Game at Buf. (1/15).

**2020:** Stidham played in five games, totaling 256 yards with two touchdowns and three picks on 22-of-44 passing (50.0%) (54.7 rtg.)... Threw his first career touchdown pass along with 60 yards at K.C. (10/5)... Completed 6-of-10 passes (60.0%) for 64 yards with one pick vs. S.F. (10/25)... Posted 61 passing yards on 2-of-3 (66.7%) attempts with one score through the air at LAC (12/6)... Completed 5-of-7 passes (71.4%) for 27 yards at LAR (12/10)... Also competed in vs. Buf. (12/28).

**2019:** Stidham appeared in three games after being drafted in the fourth round (133rd overall) by the Patriots... Completed 2-of-4 passes (50.0%) for 14 yards with one interception... Made his NFL debut vs. NYJ (9/22), completing 2-of-3 passes (66.7%) for 14 yards and one interception (37.5 rtg.)... Also made appearances at Was. (10/6) and at NYJ (10/21).

**COLLEGE:** Stidham played two seasons at Auburn University (2017-18), completing 470-of-739 passes (63.6%) for 5,952 yards with 36 touchdowns and 11 interceptions... Also contributed 175 rushes for 154 yards (0.9 avg.) with seven scores... Was named second-team All-SEC in 2017 after completing 246-of-370 passes (66.5%) for 3,158 yards with 18 touchdowns and six picks... Led Auburn to the 2017 SEC Championship Game against Georgia... Led the SEC and ranked ninth nationally in completion percentage and fourth in the conference in passing efficiency (151.0) in 2017... Was named SEC Offensive Player of the Week after completing 13-of-16 passes (81.3%) for 264 yards with two scores vs. Mississippi State... Was awarded SEC Offensive Player of the Week for a second time that season against Alabama after totaling 237 yards on 21-





of-28 passing (75.0%) with a rushing score... Spent one season at McLennan Community College in 2016 after playing the 2015 season at Baylor University.

**PERSONAL:** Stidham attended Stephenville (Texas) High School, where he was a three-time all-state honoree as both a quarterback and receiver... Was named a 2014 Class 4A All-State second team honoree after he led Stephenville to 9-4 record, the 2014 4A DI regional finals and a No. 6 final ranking as senior... Finished his senior season with 3,903 total yards and 50 scores... Threw for 2,934 yards with 35 touchdowns on 183-of-260 passing (70.4%) and ran for 969 yards with 15 touchdowns on 122 carries... Threw for 2,613 yards with 30 touchdowns on 156-of-254 passes (61.4%) and rushed for 821 yards with 14 touchdowns on 138 carries as a junior, earning 2013 District 7-3A MVP... Led Stephenville to a 12-2 record while being named 2013 third-team Class 3A All-State that season... Played receiver as sophomore, totaled 685 yards with 11 touchdown receptions on Stephenville's 2012 Class 3A DI state championship squad, earning 2012 Class 3A All-State honorable mention... Was All-District in basketball and also ran track... Jarrett Stidham (pronounced: STID-um) was born on Aug. 8, 1996 in Corbin, Ky.

**Transactions**

Signed by New England as a draft pick 5/10/19; Traded to Las Vegas 5/12/22; Signed by Denver as a free agent 3/15/23.

**REGULAR SEASON COMPARISON: PASSING - LOS ANGELES CHARGERS**

| DATE          | OPP         | W/L        | GP/GS      | C         | ATT       | YDS.       | AVG.       | TD       | LG        | INT      | SK       | SKYD      | RTG       |
|---------------|-------------|------------|------------|-----------|-----------|------------|------------|----------|-----------|----------|----------|-----------|-----------|
| 12/6/20       | NE @ LAC    | W          | P          | 2         | 3         | 61         | 20.3       | 1        | 38        | 0        | 0        | 0         | 149.3     |
| 12/31/23      | DEN vs. LAC | W          | S          | 20        | 32        | 224        | 7.0        | 1        | 54        | 0        | 2        | 12        | 93.8      |
| <b>TOTALS</b> |             | <b>2/0</b> | <b>2/1</b> | <b>22</b> | <b>35</b> | <b>285</b> | <b>8.1</b> | <b>2</b> | <b>54</b> | <b>0</b> | <b>2</b> | <b>12</b> | <b>--</b> |

**Jarrett Stidham's NFL Regular Season Passing Statistics**

| DATE          | TEAM     | GP        | GS       | ATT.       | CMP.       | PCT.        | YDS          | AVG.       | TD       | INT.     | LG         | SK        | LST        | RATE        |
|---------------|----------|-----------|----------|------------|------------|-------------|--------------|------------|----------|----------|------------|-----------|------------|-------------|
| 2019          | Patriots | 3         | 0        | 4          | 2          | 50.0        | 14           | 3.5        | 0        | 1        | 11         | 1         | 7          | 18.8        |
| 2020          | Patriots | 5         | 0        | 44         | 22         | 50.0        | 256          | 5.8        | 2        | 3        | 38t        | 4         | 21         | 54.7        |
| 2021          | Patriots | 0         | 0        | 0          | 0          | 0.0         | 0            | 0.0        | 0        | 0        | 0          | 0         | 0          | 0.0         |
| 2022          | Raiders  | 5         | 2        | 83         | 53         | 63.9        | 656          | 7.9        | 4        | 3        | 60t        | 7         | 47         | 89.2        |
| 2023          | Broncos  | 3         | 2        | 66         | 40         | 60.6        | 496          | 7.5        | 2        | 1        | 54t        | 7         | 46         | 87.7        |
| 2024          | Broncos  | 0         | 0        | 0          | 0          | 0.0         | 0            | 0.0        | 0        | 0        | 0          | 0         | 0          | 0.0         |
| <b>TOTALS</b> |          | <b>16</b> | <b>4</b> | <b>197</b> | <b>117</b> | <b>59.4</b> | <b>1,422</b> | <b>7.2</b> | <b>8</b> | <b>8</b> | <b>60T</b> | <b>19</b> | <b>121</b> | <b>78.3</b> |

**Jarrett Stidham's NFL Postseason Passing Statistics**

| DATE          | TEAM     | GP       | GS       | ATT.     | CMP.     | PCT.       | YDS      | AVG.       | TD       | INT.     | LG       | SK       | LST      | RATE       |
|---------------|----------|----------|----------|----------|----------|------------|----------|------------|----------|----------|----------|----------|----------|------------|
| 2019          | Patriots | 0        | 0        | 0        | 0        | 0.0        | 0        | 0.0        | 0        | 0        | 0        | 0        | 0        | 0.0        |
| 2021          | Patriots | 0        | 0        | 0        | 0        | 0.0        | 0        | 0.0        | 0        | 0        | 0        | 0        | 0        | 0.0        |
| <b>TOTALS</b> |          | <b>0</b> | <b>0</b> | <b>0</b> | <b>0</b> | <b>0.0</b> | <b>0</b> | <b>0.0</b> | <b>0</b> | <b>0</b> | <b>0</b> | <b>0</b> | <b>0</b> | <b>0.0</b> |





Jarrett Stidham's NFL Regular Season Rushing Statistics

| DATE          | TEAM     | NO.       | YDS.      | AVG.       | LG        | TD       |
|---------------|----------|-----------|-----------|------------|-----------|----------|
| 2019          | Patriots | 2         | -2        | -1.0       | 0         | 0        |
| 2020          | Patriots | 7         | 7         | 1.0        | 6         | 0        |
| 2021          | Patriots | 0         | 0         | 0.0        | 0         | 0        |
| 2022          | Raiders  | 14        | 84        | 6.0        | 11        | 0        |
| 2023          | Broncos  | 9         | 8         | 0.9        | 4         | 0        |
| 2024          | Broncos  | 0         | 0         | 0.0        | 0         | 0        |
| <b>TOTALS</b> |          | <b>32</b> | <b>97</b> | <b>3.0</b> | <b>11</b> | <b>0</b> |

Jarrett Stidham's NFL Postseason Rushing Statistics

| DATE          | TEAM     | NO.      | YDS.     | AVG.       | LG       | TD       |
|---------------|----------|----------|----------|------------|----------|----------|
| 2019          | Patriots | 0        | 0        | 0.0        | 0        | 0        |
| 2021          | Patriots | 0        | 0        | 0.0        | 0        | 0        |
| <b>TOTALS</b> |          | <b>0</b> | <b>0</b> | <b>0.0</b> | <b>0</b> | <b>0</b> |

Jarrett Stidham's NFL Regular Season Passing/Rushing Statistics

| DATE          | TEAM     | GP        | GS       | PASSING    |            |             |              |            |          |          |            |           |            | RUSHING     |           |           |            |           |          |
|---------------|----------|-----------|----------|------------|------------|-------------|--------------|------------|----------|----------|------------|-----------|------------|-------------|-----------|-----------|------------|-----------|----------|
|               |          |           |          | ATT.       | CMP.       | PCT.        | YDS          | AVG.       | TD       | INT.     | LG         | SK        | LST        | RATE        | NO.       | YDS.      | AVG.       | LG        | TD       |
| 2019          | Patriots | 3         | 0        | 4          | 2          | 50.0        | 14           | 3.5        | 0        | 1        | 11         | 1         | 7          | 18.8        | 2         | -2        | -1.0       | 0         | 0        |
| 2020          | Patriots | 5         | 0        | 44         | 22         | 50.0        | 256          | 5.8        | 2        | 3        | 38t        | 4         | 21         | 54.7        | 7         | 7         | 1.0        | 6         | 0        |
| 2021          | Patriots | 0         | 0        | 0          | 0          | 0.0         | 0            | 0.0        | 0        | 0        | 0          | 0         | 0.0        | 0           | 0         | 0.0       | 0          | 0         | 0        |
| 2022          | Raiders  | 5         | 2        | 83         | 53         | 63.9        | 656          | 7.9        | 4        | 3        | 60t        | 7         | 47         | 89.2        | 14        | 84        | 6.0        | 11        | 0        |
| 2023          | Broncos  | 3         | 2        | 66         | 40         | 60.6        | 496          | 7.5        | 2        | 1        | 54t        | 7         | 46         | 87.7        | 9         | 8         | 0.9        | 4         | 0        |
| 2024          | Broncos  | 0         | 0        | 0          | 0          | 0.0         | 0            | 0.0        | 0        | 0        | 0          | 0         | 0.0        | 0           | 0         | 0.0       | 0          | 0         | 0        |
| <b>TOTALS</b> |          | <b>16</b> | <b>4</b> | <b>197</b> | <b>117</b> | <b>59.4</b> | <b>1,422</b> | <b>7.2</b> | <b>8</b> | <b>8</b> | <b>60T</b> | <b>19</b> | <b>121</b> | <b>78.3</b> | <b>32</b> | <b>97</b> | <b>3.0</b> | <b>11</b> | <b>0</b> |

Jarrett Stidham's NFL Postseason Passing/Rushing Statistics

| DATE          | TEAM     | GP       | GS       | PASSING  |          |            |          |            |          |          |          |          |          | RUSHING    |          |          |            |          |          |
|---------------|----------|----------|----------|----------|----------|------------|----------|------------|----------|----------|----------|----------|----------|------------|----------|----------|------------|----------|----------|
|               |          |          |          | ATT.     | CMP.     | PCT.       | YDS      | AVG.       | TD       | INT.     | LG       | SK       | LST      | RATE       | NO.      | YDS.     | AVG.       | LG       | TD       |
| 2019          | Patriots | 0        | 0        | 0        | 0        | 0.0        | 0        | 0.0        | 0        | 0        | 0        | 0        | 0        | 0.0        | 0        | 0        | 0.0        | 0        | 0        |
| 2021          | Patriots | 0        | 0        | 0        | 0        | 0.0        | 0        | 0.0        | 0        | 0        | 0        | 0        | 0        | 0.0        | 0        | 0        | 0.0        | 0        | 0        |
| <b>TOTALS</b> |          | <b>0</b> | <b>0</b> | <b>0</b> | <b>0</b> | <b>0.0</b> | <b>0</b> | <b>0.0</b> | <b>0</b> | <b>0</b> | <b>0</b> | <b>0</b> | <b>0</b> | <b>0.0</b> | <b>0</b> | <b>0</b> | <b>0.0</b> | <b>0</b> | <b>0</b> |





SINGLE-GAME HIGHS: QUARTERBACK

|                              |   |                        |  |
|------------------------------|---|------------------------|--|
| <b>Pass Attempts</b>         | 36 vs. Kansas City Chiefs, Jan 07, 2023<br>34 at Las Vegas Raiders, Jan 07, 2024<br>34 vs. San Francisco 49ers, Jan 01, 2023<br>32 vs. Los Angeles Chargers, Dec 31, 2023<br>13 at New Orleans Saints, Oct 30, 2022<br>...1 more at 13. | <b>Passer Rating</b>   | 108.1 vs. San Francisco 49ers, Jan 01, 2023<br>93.8 vs. Los Angeles Chargers, Dec 31, 2023<br>82.0 at Las Vegas Raiders, Jan 07, 2024<br>76.0 vs. Kansas City Chiefs, Jan 07, 2023   |
| <b>Pass Completions</b>      | 23 vs. San Francisco 49ers, Jan 01, 2023<br>22 vs. Kansas City Chiefs, Jan 07, 2023<br>20 at Las Vegas Raiders, Jan 07, 2024<br>20 vs. Los Angeles Chargers, Dec 31, 2023<br>8 at New Orleans Saints, Oct 30, 2022                      | <b>Rush Attempts</b>   | 7 vs. Kansas City Chiefs, Jan 07, 2023<br>7 vs. San Francisco 49ers, Jan 01, 2023<br>6 vs. Los Angeles Chargers, Dec 31, 2023<br>3 at Las Vegas Raiders, Jan 07, 2024<br>2 at Los Angeles Chargers, Dec 06, 2020<br>...3 more at 2.  |
| <b>Yards Passing</b>         | 365 vs. San Francisco 49ers, Jan 01, 2023<br>272 at Las Vegas Raiders, Jan 07, 2024<br>224 vs. Los Angeles Chargers, Dec 31, 2023<br>219 vs. Kansas City Chiefs, Jan 07, 2023<br>72 at New Orleans Saints, Oct 30, 2022                 | <b>Rushing Yards</b>   | 50 vs. Kansas City Chiefs, Jan 07, 2023<br>34 vs. San Francisco 49ers, Jan 01, 2023<br>6 vs. Los Angeles Chargers, Dec 31, 2023<br>3 at Los Angeles Rams, Dec 10, 2020<br>3 vs. San Francisco 49ers, Oct 25, 2020<br>...1 more at 3. |
| <b>TD Passes</b>             | 3 vs. San Francisco 49ers, Jan 01, 2023<br>1 at Las Vegas Raiders, Jan 07, 2024<br>1 vs. Los Angeles Chargers, Dec 31, 2023<br>1 vs. Kansas City Chiefs, Jan 07, 2023<br>...2 more at 1.  | <b>Rushing Average</b> | 7.1 vs. Kansas City Chiefs, Jan 07, 2023<br>4.9 vs. San Francisco 49ers, Jan 01, 2023  |
| <b>Long Passes</b>           | 60t vs. San Francisco 49ers, Jan 01, 2023<br>54t vs. Los Angeles Chargers, Dec 31, 2023<br>47 at Las Vegas Raiders, Jan 07, 2024<br>45 vs. San Francisco 49ers, Jan 01, 2023<br>41 vs. Los Angeles Chargers, Dec 31, 2023               | <b>Longest Runs</b>    | 11 vs. San Francisco 49ers, Jan 01, 2023<br>10 vs. Kansas City Chiefs, Jan 07, 2023<br>10 vs. Kansas City Chiefs, Jan 07, 2023<br>9 vs. San Francisco 49ers, Jan 01, 2023<br>8 vs. Kansas City Chiefs, Jan 07, 2023                  |
| <b>Completion Percentage</b> | 67.6 vs. San Francisco 49ers, Jan 01, 2023<br>62.5 vs. Los Angeles Chargers, Dec 31, 2023<br>61.1 vs. Kansas City Chiefs, Jan 07, 2023<br>58.8 at Las Vegas Raiders, Jan 07, 2024   |                        |  |

300-YARD PASSING GAMES (1): REGULAR SEASON

| DATE     | TEAM  | NO. | YDS. | AVG. | LG  | TD |
|----------|-------|-----|------|------|-----|----|
| 01/01/23 | 49ERS | 23  | 365  | 15.9 | 60t | 3  |





2023 GAME-BY-GAME REGULAR-SEASON STATISTICS (BRONCOS)

| DATE               | OPPONENT    | P/S        | PASSING                   |           |            |             |            |             |          |          |            |             | RUSHING     |          |          |          | W/L      | SCORE      |       |
|--------------------|-------------|------------|---------------------------|-----------|------------|-------------|------------|-------------|----------|----------|------------|-------------|-------------|----------|----------|----------|----------|------------|-------|
|                    |             |            | ATT                       | CMP       | YDS        | PCT         | Y/A        | Y/C         | TD       | INT      | LG         | SK/YD       | RATE        | ATT      | YDS      | LG       |          |            | TD    |
| 09/10              | Raiders     |            | DID NOT PLAY (NON-INJURY) |           |            |             |            |             |          |          |            |             |             |          |          |          | L        | 16-17      |       |
| 09/17              | Commanders  |            | DID NOT PLAY (NON-INJURY) |           |            |             |            |             |          |          |            |             |             |          |          |          | L        | 33-35      |       |
| 09/24              | at Dolphins |            | DID NOT PLAY (NON-INJURY) |           |            |             |            |             |          |          |            |             |             |          |          |          | L        | 20-70      |       |
| 10/01              | at Bears    |            | DID NOT PLAY (NON-INJURY) |           |            |             |            |             |          |          |            |             |             |          |          |          | W        | 31-28      |       |
| 10/08              | Jets        |            | DID NOT PLAY (NON-INJURY) |           |            |             |            |             |          |          |            |             |             |          |          |          | L        | 21-31      |       |
| 10/12              | at Chiefs   |            | DID NOT PLAY (NON-INJURY) |           |            |             |            |             |          |          |            |             |             |          |          |          | L        | 8-19       |       |
| 10/22              | Packers     |            | DID NOT PLAY (NON-INJURY) |           |            |             |            |             |          |          |            |             |             |          |          |          | W        | 19-17      |       |
| 10/29              | Chiefs      |            | DID NOT PLAY (NON-INJURY) |           |            |             |            |             |          |          |            |             |             |          |          |          | W        | 24-9       |       |
| 11/13              | at Bills    |            | DID NOT PLAY (NON-INJURY) |           |            |             |            |             |          |          |            |             |             |          |          |          | W        | 24-22      |       |
| 11/19              | Vikings     |            | DID NOT PLAY (NON-INJURY) |           |            |             |            |             |          |          |            |             |             |          |          |          | W        | 21-20      |       |
| 11/26              | Browns      |            | DID NOT PLAY (NON-INJURY) |           |            |             |            |             |          |          |            |             |             |          |          |          | W        | 29-12      |       |
| 12/03              | at Texans   |            | DID NOT PLAY (NON-INJURY) |           |            |             |            |             |          |          |            |             |             |          |          |          | L        | 17-22      |       |
| 12/10              | at Chargers |            | DID NOT PLAY (NON-INJURY) |           |            |             |            |             |          |          |            |             |             |          |          |          | W        | 24-7       |       |
| 12/16              | at Lions    | P          | 0                         | 0         | 0          | 0.0         | 0.0        | 0.0         | 0        | 0        | 0          | 0/0         | 0.0         | 0        | 0        | 0        | 0        | L          | 17-42 |
| 12/24              | Patriots    |            | DID NOT PLAY (NON-INJURY) |           |            |             |            |             |          |          |            |             |             |          |          |          | L        | 23-26      |       |
| 12/31              | Chargers    | S          | 32                        | 20        | 224        | 62.5        | 7.0        | 11.2        | 1        | 0        | 54t        | 2/12        | 93.8        | 6        | 6        | 4        | 0        | W          | 16-9  |
| 01/07              | at Raiders  | S          | 34                        | 20        | 272        | 58.8        | 8.0        | 13.6        | 1        | 1        | 47         | 5/34        | 82.0        | 3        | 2        | 3        | 0        | L          | 14-27 |
| <b>2023 TOTALS</b> |             | <b>3-2</b> | <b>66</b>                 | <b>40</b> | <b>496</b> | <b>60.6</b> | <b>7.5</b> | <b>12.4</b> | <b>2</b> | <b>1</b> | <b>54T</b> | <b>7/46</b> | <b>87.7</b> | <b>9</b> | <b>8</b> | <b>4</b> | <b>0</b> | <b>8-9</b> |       |

2024 GAME-BY-GAME REGULAR-SEASON STATISTICS (BRONCOS)

| DATE               | OPPONENT      | P/S        | PASSING                   |          |          |            |            |            |          |          |          |            | RUSHING    |          |          |          | W/L      | SCORE      |
|--------------------|---------------|------------|---------------------------|----------|----------|------------|------------|------------|----------|----------|----------|------------|------------|----------|----------|----------|----------|------------|
|                    |               |            | ATT                       | CMP      | YDS      | PCT        | Y/A        | Y/C        | TD       | INT      | LG       | SK/YD      | RATE       | ATT      | YDS      | LG       |          |            |
| 09/08              | at Seahawks   |            | DID NOT PLAY (NON-INJURY) |          |          |            |            |            |          |          |          |            |            |          |          |          | L        | 20-26      |
| 09/15              | Steelers      |            | DID NOT PLAY (NON-INJURY) |          |          |            |            |            |          |          |          |            |            |          |          |          | L        | 6-13       |
| 09/22              | at Buccaneers |            | DID NOT PLAY (NON-INJURY) |          |          |            |            |            |          |          |          |            |            |          |          |          | W        | 26-7       |
| 09/29              | at Jets       |            | DID NOT PLAY (NON-INJURY) |          |          |            |            |            |          |          |          |            |            |          |          |          | W        | 10-9       |
| 10/06              | Raiders       |            | DID NOT PLAY (NON-INJURY) |          |          |            |            |            |          |          |          |            |            |          |          |          | W        | 34-18      |
| <b>2024 TOTALS</b> |               | <b>0-0</b> | <b>0</b>                  | <b>0</b> | <b>0</b> | <b>0.0</b> | <b>0.0</b> | <b>0.0</b> | <b>0</b> | <b>0</b> | <b>0</b> | <b>0/0</b> | <b>0.0</b> | <b>0</b> | <b>0</b> | <b>0</b> | <b>0</b> | <b>3-2</b> |


2019 GAME-BY-GAME POSTSEASON STATISTICS (PATRIOTS)

| DATE               | OPPONENT | P/S        | PASSING                   |          |          |            |            |            |          |          |          |            | RUSHING    |          |          |          | W/L      | SCORE      |
|--------------------|----------|------------|---------------------------|----------|----------|------------|------------|------------|----------|----------|----------|------------|------------|----------|----------|----------|----------|------------|
|                    |          |            | ATT                       | CMP      | YDS      | PCT        | Y/A        | Y/C        | TD       | INT      | LG       | SK/YD      | RATE       | ATT      | YDS      | LG       |          |            |
| 01/04              | Titans   |            | DID NOT PLAY (NON-INJURY) |          |          |            |            |            |          |          |          |            |            |          |          |          | L        | 13-20      |
| <b>2019 TOTALS</b> |          | <b>0-0</b> | <b>0</b>                  | <b>0</b> | <b>0</b> | <b>0.0</b> | <b>0.0</b> | <b>0.0</b> | <b>0</b> | <b>0</b> | <b>0</b> | <b>0/0</b> | <b>0.0</b> | <b>0</b> | <b>0</b> | <b>0</b> | <b>0</b> | <b>0-1</b> |

2021 GAME-BY-GAME POSTSEASON STATISTICS (PATRIOTS)

| DATE               | OPPONENT | P/S        | PASSING  |          |          |            |            |            |          |          |          |            | RUSHING    |          |          |          | W/L      | SCORE      |
|--------------------|----------|------------|----------|----------|----------|------------|------------|------------|----------|----------|----------|------------|------------|----------|----------|----------|----------|------------|
|                    |          |            | ATT      | CMP      | YDS      | PCT        | Y/A        | Y/C        | TD       | INT      | LG       | SK/YD      | RATE       | ATT      | YDS      | LG       |          |            |
| 01/15              | at Bills |            | INACTIVE |          |          |            |            |            |          |          |          |            |            |          |          |          | L        | 17-47      |
| <b>2021 TOTALS</b> |          | <b>0-0</b> | <b>0</b> | <b>0</b> | <b>0</b> | <b>0.0</b> | <b>0.0</b> | <b>0.0</b> | <b>0</b> | <b>0</b> | <b>0</b> | <b>0/0</b> | <b>0.0</b> | <b>0</b> | <b>0</b> | <b>0</b> | <b>0</b> | <b>0-1</b> |





40 ILB



**JUSTIN STRNAD**

**HEIGHT/WEIGHT:** 6-3 / 235

**COLLEGE:** Wake Forest

**BIRTHDAY:** Aug. 21, 1996

**BORN:** Palm Harbor, Fla.

**NFL EXPERIENCE:** 5th YR

**BRONCOS EXPERIENCE:** 5th YR

**GP/GS:** 55/7

**ACQUIRED:** D5-'20

**AT A GLANCE**

- A fifth-year inside linebacker who has appeared in 55 games (7 starts) with the Broncos (2020-24), tallying 45 tackles (29 solo), one sack (8 yds.) and 16 special-teams tackles during his career.
- Missed the entire 2020 season after being placed on injured reserve on Aug. 31, 2020 with a season-ending wrist injury.
- Started 20-of-47 games played at Wake Forest University, totaling 244 tackles (145 solo), eight sacks (46 yds.), four interceptions (44 yds.), 10 passes defended, three forced fumbles and one fumble recovery.
- Earned honorable-mention All-ACC honors as a redshirt senior after finishing with 69 tackles (38 solo), two sacks (18 yds.), one interception and four passes defended in eight games (7 starts).
- Ended his redshirt junior season leading the Demon Deacons with 105 tackles (63 solo), 1.5 sacks (6 yds.), five passes defended and one forced fumble to earn All-ACC honorable mention honors.
- Was a first-team All-Pinellas County selection by the Tampa Tribune and the Tampa Bay Times as a senior at East Lake High School in Tarpon Springs, Fla.
- Selected by the Broncos in the fifth round (178th overall) of the 2020 NFL Draft.

**2024:** Strnad has appeared in five games (2 start) for Denver... Made first start of season and logged four tackles (3 solo) including sacking Jets QB Aaron Rodgers (10 yds) on the first play of the game for his first career quarterback takedown... Led the team with nine tackles (7 solo) vs. L.V. (10/6).

**2023:** Strnad made five special-teams tackles in 17 games with the Broncos, playing in 395 special-teams plays... Made his first special-teams tackle of the season vs. NYJ (10/8)... Assisted on a special-teams tackle at Buf. (11/13)... Recorded a special-teams tackle in back-to-back games vs. Min. (11/19).

**2022:** Strnad appeared in all 17 games, totaling five special-teams tackles on 405 special-teams snaps... Made two special-teams tackles at Jac. (10/30).

**2021:** Strnad appeared in 16 games (5 starts), totaling 32 tackles (19 solo) and four special teams tackles... Made his NFL debut and collected one special-teams tackle at NYG (9/12)... Collected a career-high six defensive stops (3 solo) and one special-teams tackle at Jac. (9/19)... Made first career start and recorded four tackles (2 solo) vs. NYJ (9/26)... Tied career high with six tackles (3 solo) at Pit. (10/10)... Recorded a season-high-tying six tackles (2 solo) at Cle. (10/21).

2020: Strnad, who was selected by the Broncos in the fifth round (178th overall) of the 2020 NFL Draft, missed his entire rookie season after sustaining a wrist injury in training camp... Placed on injured reserve on Aug. 31.

**COLLEGE:** Strnad played in eight games (7 starts) as a redshirt senior, recording 69 tackles (38 solo), two sacks (18 yds.), one interception and four passes defended before suffering a season-ending injury... Received All-ACC honorable mention honors... Elected as team captain for the season by his teammates... Secured the game-winning interception, led the team with 12 tackles (9 solo) vs. Utah State (8/30), and was named to the Pro Football Focus ACC Team of the Week... Led the team with 13 tackles (9 solo) at Boston College (9/28)... Started all 13 games played in 2018, collecting 105 tackles (63 solo), 1.5 sacks (6 yds.), five passes defended and one forced fumble... Earned honorable-mention All-ACC honors for the first time in his collegiate career... Logged seven tackles (3 solo) and one sack in his first career start at Tulane (8/30)... Recorded six games with 10 or more tackles, including a nine-solo tackle (11 total) performance vs. Memphis in the Jared Birmingham Bowl (12/22)... Saw action in all 13 games in 2017, recording 51 tackles (32 solo), 4.5 sacks (22 yds.), three interceptions (44 yds), one pass defended, two forced fumbles and one fumble recovery as a redshirt sophomore... Led the team in special-teams tackles (10), interceptions (3) and interception return yards (44)... Played in all 13 games as a redshirt freshman in 2016, tallying 19 tackles (12 solo).

**PERSONAL:** Strnad prepped at East Lake High School in Tarpon Springs, Fla. and was chosen to the All-Pinellas County first-team by both the Tampa Tribune and Tampa Bay Times as a senior... Finished his final high school campaign with 81 tackles, eight passes defended, three sacks and three interceptions... Helped the team win both league and district championships in 2013 and 2014... Justin Strnad (pronounced: STIR-nad) was born on Aug. 21, 1996 in Palm Harbor, Fla.





Transactions

Signed by Denver as a draft choice 7/22/20; Re-signed by Denver 3/21/24.

REGULAR SEASON COMPARISON: DEFENSIVE - LOS ANGELES CHARGERS

| DATE          | OPP         | W/L        | GP/GS      | TACKLES  |          |          |            |            |          |          | MISC     |          |          |          |          |          |
|---------------|-------------|------------|------------|----------|----------|----------|------------|------------|----------|----------|----------|----------|----------|----------|----------|----------|
|               |             |            |            | TOT      | SOLO     | ASST     | SACK       | YDS.       | INT      | TFL      | PD       | QBH      | TD       | FF       | FR       |          |
| 11/28/21      | DEN vs. LAC | W          | P          | 0        | 0        | 0        | 0.0        | 0.0        | 0        | 0        | 0        | 0        | 0        | 0        | 0        | 0        |
| 1/2/22        | DEN @ LAC   | L          | P          | 0        | 0        | 0        | 0.0        | 0.0        | 0        | 0        | 0        | 0        | 0        | 0        | 0        | 0        |
| 10/17/22      | DEN @ LAC   | L          | P          | 0        | 0        | 0        | 0.0        | 0.0        | 0        | 0        | 0        | 0        | 0        | 0        | 0        | 0        |
| 1/8/23        | DEN vs. LAC | W          | P          | 0        | 0        | 0        | 0.0        | 0.0        | 0        | 0        | 0        | 0        | 0        | 0        | 0        | 0        |
| 12/10/23      | DEN @ LAC   | W          | P          | 0        | 0        | 0        | 0.0        | 0.0        | 0        | 0        | 0        | 0        | 0        | 0        | 0        | 0        |
| 12/31/23      | DEN vs. LAC | W          | P          | 0        | 0        | 0        | 0.0        | 0.0        | 0        | 0        | 0        | 0        | 0        | 0        | 0        | 0        |
| <b>TOTALS</b> |             | <b>4/2</b> | <b>6/0</b> | <b>0</b> | <b>0</b> | <b>0</b> | <b>0.0</b> | <b>0.0</b> | <b>0</b> | <b>0</b> | <b>0</b> | <b>0</b> | <b>0</b> | <b>0</b> | <b>0</b> | <b>0</b> |

Justin Strnad's NFL Regular Season Defensive Statistics

| DATE              | TEAM    | GP        | GS       | TACKLES   |           |           |          |           |            |            |          | INTERCEPTIONS |          |          |          |          | O. FUMB  |          |          |          | ST        |           |          |          | MISC     |          |          |          |          |          |   |
|-------------------|---------|-----------|----------|-----------|-----------|-----------|----------|-----------|------------|------------|----------|---------------|----------|----------|----------|----------|----------|----------|----------|----------|-----------|-----------|----------|----------|----------|----------|----------|----------|----------|----------|---|
|                   |         |           |          | TK        | S         | A         | TFL      | YDS       | SK         | YDS        | QBH      | NO            | YDS      | LG       | TD       | PD       | FF       | FR       | TD       | YDS      | TK        | S         | A        | FF       | FR       | S        | A        |          |          |          |   |
| 2020              | Broncos | 0         | 0        | 0         | 0         | 0         | 0        | 0.0       | 0.0        | 0          | 0        | 0             | 0        | 0        | 0        | 0        | 0        | 0        | 0        | 0        | 0         | 0         | 0        | 0        | 0        | 0        | 0        | 0        | 0        | 0        | 0 |
| 2021              | Broncos | 16        | 5        | 32        | 19        | 13        | 0        | 0.0       | 0.0        | 1          | 0        | 0             | 0        | 0        | 0        | 0        | 0        | 0        | 0        | 0        | 4         | 4         | 0        | 0        | 0        | 0        | 0        | 0        | 0        | 0        |   |
| 2022              | Broncos | 17        | 0        | 0         | 0         | 0         | 0        | 0.0       | 0.0        | 0          | 0        | 0             | 0        | 0        | 0        | 0        | 0        | 0        | 0        | 5        | 4         | 1         | 0        | 0        | 0        | 0        | 0        | 0        | 0        | 0        |   |
| 2023              | Broncos | 17        | 0        | 0         | 0         | 0         | 0        | 0.0       | 0.0        | 0          | 0        | 0             | 0        | 0        | 0        | 0        | 0        | 0        | 0        | 5        | 4         | 1         | 0        | 0        | 0        | 0        | 0        | 0        | 0        | 0        |   |
| 2024              | Broncos | 5         | 2        | 13        | 10        | 3         | 3        | 12        | 1.0        | 8.0        | 1        | 0             | 0        | 0        | 0        | 0        | 0        | 0        | 0        | 2        | 2         | 0         | 0        | 0        | 0        | 0        | 0        | 0        | 0        | 0        |   |
| <b>NFL TOTALS</b> |         | <b>55</b> | <b>7</b> | <b>45</b> | <b>29</b> | <b>16</b> | <b>3</b> | <b>12</b> | <b>1.0</b> | <b>8.0</b> | <b>2</b> | <b>0</b>      | <b>0</b> | <b>0</b> | <b>0</b> | <b>0</b> | <b>0</b> | <b>0</b> | <b>0</b> | <b>0</b> | <b>16</b> | <b>14</b> | <b>2</b> | <b>0</b> | <b>0</b> | <b>0</b> | <b>0</b> | <b>0</b> | <b>0</b> | <b>0</b> |   |

SINGLE-GAME HIGHS: DEFENSIVE

- Total Tackles** 9 vs. Las Vegas Raiders, Oct 06, 2024  
6 at Cleveland Browns, Oct 21, 2021  
6 at Pittsburgh Steelers, Oct 10, 2021  
6 at Jacksonville Jaguars, Sep 19, 2021  
4 at New York Jets, Sep 29, 2024  
...2 more at 4.
- Solo Tackles** 7 vs. Las Vegas Raiders, Oct 06, 2024  
3 at New York Jets, Sep 29, 2024  
3 vs. Washington Football Team, Oct 31, 2021  
3 vs. Las Vegas Raiders, Oct 17, 2021  
...2 more at 3.

- Tackles For Loss** 2 at New York Jets, Sep 29, 2024  
1 vs. Las Vegas Raiders, Oct 06, 2024
- Special Teams Tackles** 2 at Jacksonville Jaguars, Oct 30, 2022  
2 vs. Cincinnati Bengals, Dec 19, 2021  
1 vs. Pittsburgh Steelers, Sep 15, 2024  
1 at Seattle Seahawks, Sep 08, 2024  
...10 more at 1.





2023 GAME-BY-GAME REGULAR-SEASON STATISTICS (BRONCOS)


| DATE               | OPPONENT    | P/S         | TACKLES  |          |          |            |            |          | INTERCEPTIONS |          |          |          |          | O. FUMB  |          |          |          | ST       |          |          |          | MISC     |          |          | SCORE    |            |       |
|--------------------|-------------|-------------|----------|----------|----------|------------|------------|----------|---------------|----------|----------|----------|----------|----------|----------|----------|----------|----------|----------|----------|----------|----------|----------|----------|----------|------------|-------|
|                    |             |             | TK       | S        | A        | SK         | YDS        | TFL      | YDS           | QBH      | NO       | YDS      | LG       | TD       | PD       | FF       | FR       | TD       | YDS      | TK       | S        | A        | FF       | FR       |          | S          | A     |
| 09/10              | Raiders     | P           | 0        | 0        | 0        | 0.0        | 0.0        | 0        | 0             | 0        | 0        | 0        | 0        | 0        | 0        | 0        | 0        | 0        | 0        | 0        | 0        | 0        | 0        | 0        | 0        | L          | 16-17 |
| 09/17              | Commanders  | P           | 0        | 0        | 0        | 0.0        | 0.0        | 0        | 0             | 0        | 0        | 0        | 0        | 0        | 0        | 0        | 0        | 0        | 0        | 0        | 0        | 0        | 0        | 0        | 0        | L          | 33-35 |
| 09/24              | at Dolphins | P           | 0        | 0        | 0        | 0.0        | 0.0        | 0        | 0             | 0        | 0        | 0        | 0        | 0        | 0        | 0        | 0        | 0        | 0        | 0        | 0        | 0        | 0        | 0        | 0        | L          | 20-70 |
| 10/01              | at Bears    | P           | 0        | 0        | 0        | 0.0        | 0.0        | 0        | 0             | 0        | 0        | 0        | 0        | 0        | 0        | 0        | 0        | 0        | 0        | 0        | 0        | 0        | 0        | 0        | 0        | W          | 31-28 |
| 10/08              | Jets        | P           | 0        | 0        | 0        | 0.0        | 0.0        | 0        | 0             | 0        | 0        | 0        | 0        | 0        | 0        | 0        | 0        | 0        | 1        | 1        | 0        | 0        | 0        | 0        | 0        | L          | 21-31 |
| 10/12              | at Chiefs   | P           | 0        | 0        | 0        | 0.0        | 0.0        | 0        | 0             | 0        | 0        | 0        | 0        | 0        | 0        | 0        | 0        | 0        | 0        | 0        | 0        | 0        | 0        | 0        | 0        | L          | 8-19  |
| 10/22              | Packers     | P           | 0        | 0        | 0        | 0.0        | 0.0        | 0        | 0             | 0        | 0        | 0        | 0        | 0        | 0        | 0        | 0        | 0        | 0        | 0        | 0        | 0        | 0        | 0        | 0        | W          | 19-17 |
| 10/29              | Chiefs      | P           | 0        | 0        | 0        | 0.0        | 0.0        | 0        | 0             | 0        | 0        | 0        | 0        | 0        | 0        | 0        | 0        | 0        | 0        | 0        | 0        | 0        | 0        | 0        | 0        | W          | 24-9  |
| 11/13              | at Bills    | P           | 0        | 0        | 0        | 0.0        | 0.0        | 0        | 0             | 0        | 0        | 0        | 0        | 0        | 0        | 0        | 0        | 0        | 1        | 0        | 1        | 0        | 0        | 0        | 0        | W          | 24-22 |
| 11/19              | Vikings     | P           | 0        | 0        | 0        | 0.0        | 0.0        | 0        | 0             | 0        | 0        | 0        | 0        | 0        | 0        | 0        | 0        | 0        | 1        | 1        | 0        | 0        | 0        | 0        | 0        | W          | 21-20 |
| 11/26              | Browns      | P           | 0        | 0        | 0        | 0.0        | 0.0        | 0        | 0             | 0        | 0        | 0        | 0        | 0        | 0        | 0        | 0        | 0        | 0        | 0        | 0        | 0        | 0        | 0        | 0        | W          | 29-12 |
| 12/03              | at Texans   | P           | 0        | 0        | 0        | 0.0        | 0.0        | 0        | 0             | 0        | 0        | 0        | 0        | 0        | 0        | 0        | 0        | 0        | 0        | 0        | 0        | 0        | 0        | 0        | 0        | L          | 17-22 |
| 12/10              | at Chargers | P           | 0        | 0        | 0        | 0.0        | 0.0        | 0        | 0             | 0        | 0        | 0        | 0        | 0        | 0        | 0        | 0        | 0        | 0        | 0        | 0        | 0        | 0        | 0        | 0        | W          | 24-7  |
| 12/16              | at Lions    | P           | 0        | 0        | 0        | 0.0        | 0.0        | 0        | 0             | 0        | 0        | 0        | 0        | 0        | 0        | 0        | 0        | 0        | 0        | 0        | 0        | 0        | 0        | 0        | 0        | L          | 17-42 |
| 12/24              | Patriots    | P           | 0        | 0        | 0        | 0.0        | 0.0        | 0        | 0             | 0        | 0        | 0        | 0        | 0        | 0        | 0        | 0        | 0        | 1        | 1        | 0        | 0        | 0        | 0        | 0        | L          | 23-26 |
| 12/31              | Chargers    | P           | 0        | 0        | 0        | 0.0        | 0.0        | 0        | 0             | 0        | 0        | 0        | 0        | 0        | 0        | 0        | 0        | 0        | 0        | 0        | 0        | 0        | 0        | 0        | 0        | W          | 16-9  |
| 01/07              | at Raiders  | P           | 0        | 0        | 0        | 0.0        | 0.0        | 0        | 0             | 0        | 0        | 0        | 0        | 0        | 0        | 0        | 0        | 0        | 1        | 1        | 0        | 0        | 0        | 0        | 0        | L          | 14-27 |
| <b>2023 TOTALS</b> |             | <b>17-0</b> | <b>0</b> | <b>0</b> | <b>0</b> | <b>0.0</b> | <b>0.0</b> | <b>0</b> | <b>0</b>      | <b>0</b> | <b>0</b> | <b>0</b> | <b>0</b> | <b>0</b> | <b>0</b> | <b>0</b> | <b>0</b> | <b>0</b> | <b>5</b> | <b>4</b> | <b>1</b> | <b>0</b> | <b>0</b> | <b>0</b> | <b>0</b> | <b>8-9</b> |       |

2024 GAME-BY-GAME REGULAR-SEASON STATISTICS (BRONCOS)

| DATE               | OPPONENT      | P/S        | TACKLES   |           |          |            |            |          | INTERCEPTIONS |          |          |          |          | O. FUMB  |          |          |          | ST       |          |          |          | MISC     |          |          | SCORE    |            |   |       |
|--------------------|---------------|------------|-----------|-----------|----------|------------|------------|----------|---------------|----------|----------|----------|----------|----------|----------|----------|----------|----------|----------|----------|----------|----------|----------|----------|----------|------------|---|-------|
|                    |               |            | TK        | S         | A        | SK         | YDS        | TFL      | YDS           | QBH      | NO       | YDS      | LG       | TD       | PD       | FF       | FR       | TD       | YDS      | TK       | S        | A        | FF       | FR       |          | S          | A | W/L   |
| 09/08              | at Seahawks   | P          | 0         | 0         | 0        | 0.0        | 0.0        | 0        | 0             | 0        | 0        | 0        | 0        | 0        | 0        | 0        | 0        | 0        | 1        | 1        | 0        | 0        | 0        | 0        | 0        | 0          | L | 20-26 |
| 09/15              | Steelers      | P          | 0         | 0         | 0        | 0.0        | 0.0        | 0        | 0             | 0        | 0        | 0        | 0        | 0        | 0        | 0        | 0        | 0        | 1        | 1        | 0        | 0        | 0        | 0        | 0        | 0          | L | 6-13  |
| 09/22              | at Buccaneers | P          | 0         | 0         | 0        | 0.0        | 0.0        | 0        | 0             | 0        | 0        | 0        | 0        | 0        | 0        | 0        | 0        | 0        | 0        | 0        | 0        | 0        | 0        | 0        | 0        | 0          | W | 26-7  |
| 09/29              | at Jets       | S          | 4         | 3         | 1        | 1.0        | 8.0        | 2        | 10            | 1        | 0        | 0        | 0        | 0        | 0        | 0        | 0        | 0        | 0        | 0        | 0        | 0        | 0        | 0        | 0        | 0          | W | 10-9  |
| 10/06              | Raiders       | S          | 9         | 7         | 2        | 0.0        | 0.0        | 1        | 2             | 0        | 0        | 0        | 0        | 0        | 0        | 0        | 0        | 0        | 0        | 0        | 0        | 0        | 0        | 0        | 0        | 0          | W | 34-18 |
| <b>2024 TOTALS</b> |               | <b>5-2</b> | <b>13</b> | <b>10</b> | <b>3</b> | <b>1.0</b> | <b>8.0</b> | <b>3</b> | <b>12</b>     | <b>1</b> | <b>0</b> | <b>0</b> | <b>0</b> | <b>0</b> | <b>0</b> | <b>0</b> | <b>0</b> | <b>0</b> | <b>2</b> | <b>2</b> | <b>0</b> | <b>0</b> | <b>0</b> | <b>0</b> | <b>0</b> | <b>3-2</b> |   |       |







2 CB



**PAT**  
**SURTAIN II**

**HEIGHT/WEIGHT:** 6-2 / 202

**COLLEGE:** Alabama

**BIRTHDAY:** Apr. 14, 2000

**BORN:** Plantation, Fla.

**NFL EXPERIENCE:** 4th YR

**BRONCOS EXPERIENCE:** 4th YR

**GP/GS:** 55/54

**ACQUIRED:** D1-'21

**AT A GLANCE**

- A fourth-year cornerback who is the sixth player at that position in team history to be named first-team Associated Press All-Pro and a Pro Bowler in the same season in 2022 and earned a second Pro Bowl selection during the 2023 season.
- Was named to the Players' (NFLPA) All-Pro first team from 2022-23.
- Selected as the Demaryius Thomas Team MVP Award winner, as voted on by the Denver Chapter of the Pro Football Writers of America (PFWA), from 2022-23.
- Ranks Top-10 among Broncos cornerbacks in their first three seasons in tackles (1st–187), passes defended (3rd–36) and interceptions (T-8th–7).
- Started 54-of-55 games with the Broncos, posting 201 tackles (158 solo), nine interceptions (167 yds., 2 TD), one forced fumble and 40 passes defended.
- Became the first Bronco since at least 1999 and the eighth NFL player to be drafted since 2015 to record double-digit passes defended in each of his first three seasons.
- Earned Pro Bowl and first-team All-Pro by the NFLPA Player's All-Pro team accolades for the second time in his career after totaling 69 tackles (59 solo), 1 interception and 12 passes defended in 2023.
- Named a Pro Bowl starter and first-team All-Pro (AP, PFWA, NFLPA) after totaling 60 tackles (46 solo), two interceptions (-3 yds.), 10 passes defended and one forced fumble in 17 starts.
- Appeared in 16 games (15 starts), totaling 58 tackles (45 solo), four interceptions (70 yds., 1 TD) and 14 passes defended
- His 14 passes defended were the second-most by a Broncos rookie and his four interceptions rank tied for third by a rookie in team history.
- Played 42 games (39 starts) at the University of Alabama, totaling 117 tackles (82 solo), four interceptions (69 yds., 1 TD), 27 pass breakups, four forced fumbles and two fumble recoveries during his collegiate career (2018-20).
- Contributed to Alabama's 2020 national championship team while being named SEC Defensive Player of the Year, first-team All-SEC, a unanimous first-team All-American and the Rose Bowl's Defensive Most Valuable Player during his final collegiate campaign.
- Named a finalist for the Lott IMPACT and Bronko Nagurski trophies along with the Chuck Bednarik and Jim Thorpe awards.
- Started all 13 games played in 2020, tallying 38 tackles, one interception (25 yds., 1 TD), 12 pass breakups and one fumble recovery.
- Collected 42 tackles (32 solo), two interceptions (24 yds.), eight pass breakups, three forced fumbles and one fumble recovery in 2019 while starting all 13 games for the Crimson Tide.
- Started 12-of-15 games as a true freshman, registering 37 tackles (28 solo), one interception (20 yds.), seven pass breakups and one force fumble.
- Selected by the Broncos in the first round (9th overall) of the 2021 NFL Draft.

**SURTAIN'S TROPHY CASE**

|                      |         |
|----------------------|---------|
| All-Pro (First Team) | 2022    |
| Pro Bowl (2)         | 2022-23 |

**2024:** Surtain II has started all five contests for Denver, tallying 14 tackles (8 solo), two interceptions (100 yds., 1 TD) and four passes defended... Recorded six tackles (4 solo) and a PD at Sea. (9/8)... Recorded second multi-interception game of career, nabbing two interceptions of Raiders QB Gardner Minshew, including returning his second-quarter pick for a 100-yard touchdown return... Pick-six marked the second longest interception return for a touchdown in team history and just the second to be for 100 or more yards (CB Aqib Talib, 103 yds. - vs. Dal. 9/17/17).

**2023:** Surtain II was named to the Pro Bowl and first-team All-Pro by the NFLPA Player's All-Pro team for the second time in his career after totaling 69 tackles (59 solo), one interception and 12 passes defended... Had a strong start to the season,





recording a career-high three passes defended along with two solo tackles vs. L.V. (9/10)... Made five tackles (4 solo) at Mia. (9/24)... Broke up two passes and made three solo tackles in the 21-point comeback at Chi. (10/1)... Recorded his seventh career interception on Jets QB Zach Wilson in the fourth quarter while also tallying five tackles (4 solo) vs. NYJ (10/8)... Totaled seven solo tackles at K.C. (10/12)... Broke up his seventh pass of the season after deflecting a ball from Packers QB Jordan Love while also making two solo tackles in the win vs. G.B. (10/22)... Registered three solo tackles and one pass defended in the win vs. K.C. (10/29)... Broke up one pass and made four tackles (3 solo) in the win vs. Min. (11/19)... Became the first Bronco since at least 1999 to record double-digit passes defended in each of his first three seasons after tallying five solo tackles and one pass defended at Hou. (12/3)... Made five solo tackles at LAC (12/10)... Recorded six tackles (5 solo) vs. N.E. (12/24)... Produced four solo tackles and defended one pass vs. LAC (12/31)... Finished the season with six tackles (5 solo) and one pass defended at L.V. (1/7).

**2022:** Surtain II was named a Pro Bowl starter and first-team All-Pro (AP, PFWA, NFLPA) after totaling 60 tackles (46 solo), two interceptions (-3 yds.), 10 passes defended and one forced fumble in 17 starts.... Was also awarded the Demaryius Thomas Team MVP Award, as voted on by the Denver Chapter of the Pro Football Writers of America... Allowed no receptions on six targets, defended two passes and also posted a tackle in the 11-10 win vs. S.F. (9/25)... Posted multiple passes defended in his second-consecutive game along with a career-high eight tackles (6 solo) at L.V. (10/2)... Had seven tackles (4 solo) and recorded his first career forced fumble vs. Ind. (10/6)... Tallied five tackles (3 solo) and one tackle for loss in the win at Jac. (10/30)... Batted down his sixth pass of the season and made three tackles (2 solo) at Ten. (11/13)... Made five unassisted tackles and had a pass defended at Car. (11/27)... Broke up a pass and made six solo tackles at Bal. (12/4)... Intercepted Chiefs QB Patrick Mahomes, which set up a Denver touchdown with under two-minutes to play in the first half, and had two tackles (1 solo) vs. K.C. (12/11)... Picked off Cardinals QB Trace McSorley to ice the game and also produced six tackles (4 solo) vs. Ari. (12/18).

**2021:** Surtain II, who was selected by the Broncos in the first round (9th overall) of the 2021 NFL Draft, appeared in 16 games (15 starts), totaling 58 tackles (45 solo), four interceptions (70 yds., 1TD) and 14 passes defended... His 14 passes defended are the second-most by a Broncos rookie and his four interceptions rank tied for third by a rookie in team history... Made his NFL debut at NYG (9/12)... Recorded his first career start at Jac. (9/19), tallying four tackles (2 solo), one pass defended and his first career interception... Tied for the team lead in tackles and totaled five solo stops and one pass defended vs. NYJ (9/26)... Collected six solo tackles vs. Bal. (10/3)... Totaled three solo tackles and one pass defended at Pit. (10/10)... Tallied four solo tackles and one pass defended vs. L.V. (10/17)... Recorded a season-high two passes defended and added two tackles (1 solo) at Cle. (10/21)... Tallied at least one pass defended in the fourth consecutive game and added two tackles (1 solo) vs. Was. (10/31)... Extended his passes defended streak to six games, collecting one pass breakup and three solo tackles vs. Phi. (11/14)... Posted his first career multi-interception game and first interception return for a touchdown as well as five tackles (4 solo), two interceptions (70 yds., 1TD) and two passes defended... Registered a season-high-tying six tackles (4 solo) and two passes defended at LAC (1/2).

**COLLEGE:** Surtain II started 38-of-41 games played at the University of Alabama, totaling 117 tackles (82 solo), four interceptions (69 yds., 1TD), 27 pass breakups, four forced fumbles and two fumble recoveries... Started all 13 games played in 2020, totaling 38 tackles (22 solo), one interception (25 yds., 1TD), 12 pass breakups and one fumble recovery... Contributed to Alabama's 2020 national championship team while being named SEC Defensive Player of the Year, first-team All-SEC, a unanimous first-team All-American and the Rose Bowl's Most Valuable Player... Named a finalist for the Lott IMPACT and Bronko Nagurski trophies and the Chuck Bednarik and Jim Thorpe Awards... Tallied first career pick six and returned one interception for 25 yards vs. Mississippi State (10/31)... Garnered Defensive Most Valuable Player honors after his performance in the Rose Bowl vs. Notre Dame (1/1)... Registered three tackles (2 solo) in the CFP National Championship Game vs. Ohio State (1/11)... Opened all 13 games in 2019, posting 42 tackles (32 solo), two interceptions (24 yds.), eight pass breakups, three forced fumbles and one fumble recovery... Nabbed a career-high eight tackles (6 solo) at South Carolina (9/14)... Totaled seven tackles (3 solo) in the Citrus Bowl vs. Michigan (1/1)... Started 12-of-15 games during his true freshman season in 2018, posting 37 tackles (28 solo), one interception (20 yds.), seven pass breakups and one forced fumble... Named a Freshman All-American by The Athletic and earned SEC All-Freshman Team honors by league coaches... Recorded three solo tackles in the Iron Bowl vs. Oklahoma (12/29)... Had one solo tackle in the CFP National Championship Game vs. Clemson (1/7).

**PERSONAL:** Surtain II attended American Heritage High School in Plantation, Fla., where he helped lead the school to back-to-back 5A state titles in his junior and senior seasons... Selected to the Sun Sentinel All-County first team in Broward during his final two years of prep football... Named a 2018 U.S. Army All-American and was selected to the 2017 All-USA Florida Football Team following his senior campaign... Father, Patrick Surtain Sr., played 11 NFL seasons with Miami (1998-2004) and Kansas City (2005-08) while being named a Pro Bowler on three occasions... Pat Surtain II (pronounced: sur-TAIN) was born on April 14, 2000, in Plantation, Fla.

**MOST PASSES DEFENSED IN FIRST TWO SEASONS, BRONCOS HISTORY (DATA SINCE 1999)**

| Player                | Years          | PDs       | GP        | GS        | Int.     |
|-----------------------|----------------|-----------|-----------|-----------|----------|
| Deltha O'Neal         | 2000-01        | 28        | 32        | 16        | 9        |
| <b>Pat Surtain II</b> | <b>2021-22</b> | <b>24</b> | <b>33</b> | <b>32</b> | <b>6</b> |
| Bradley Roby          | 2014-15        | 23        | 32        | 6         | 3        |
| Domonique Foxworth    | 2005-06        | 22        | 32        | 12        | 3        |
| Darrent Williams      | 2005-06        | 19        | 27        | 23        | 6        |





**MOST INTS BY A BRONCOS ROOKIE**

| Player                | Year        | No.      |
|-----------------------|-------------|----------|
| Goose Gonsoulin       | 1960        | 11       |
| Phil Nugent           | 1961        | 7        |
| <b>Pat Surtain II</b> | <b>2021</b> | <b>4</b> |
| Calvin Jones          | 1973        | 4        |
| Charlie Greer         | 1968        | 4        |
| Jack Lentz            | 1967        | 4        |

**Transactions**

Signed by Denver as a draft choice 5/18/21.

**REGULAR SEASON COMPARISON: DEFENSIVE - LOS ANGELES CHARGERS**

| DATE          | OPP         | W/L        | GP/GS      | TACKLES   |           |          |            |            |          | MISC     |          |          |          |          |          |
|---------------|-------------|------------|------------|-----------|-----------|----------|------------|------------|----------|----------|----------|----------|----------|----------|----------|
|               |             |            |            | TOT       | SOLO      | ASST     | SACK       | YDS.       | INT      | TFL      | PD       | QBH      | TD       | FF       | FR       |
| 11/28/21      | DEN vs. LAC | W          | S          | 5         | 4         | 1        | 0.0        | 0.0        | 2        | 0        | 2        | 0        | 1        | 0        | 0        |
| 1/2/22        | DEN @ LAC   | L          | S          | 6         | 4         | 2        | 0.0        | 0.0        | 0        | 0        | 2        | 0        | 0        | 0        | 0        |
| 10/17/22      | DEN @ LAC   | L          | S          | 0         | 0         | 0        | 0.0        | 0.0        | 0        | 0        | 1        | 0        | 0        | 0        | 0        |
| 1/8/23        | DEN vs. LAC | W          | S          | 1         | 1         | 0        | 0.0        | 0.0        | 0        | 0        | 0        | 0        | 0        | 0        | 0        |
| 12/10/23      | DEN @ LAC   | W          | S          | 5         | 5         | 0        | 0.0        | 0.0        | 0        | 0        | 0        | 0        | 0        | 0        | 0        |
| 12/31/23      | DEN vs. LAC | W          | S          | 4         | 4         | 0        | 0.0        | 0.0        | 0        | 0        | 1        | 0        | 0        | 0        | 0        |
| <b>TOTALS</b> |             | <b>4/2</b> | <b>6/6</b> | <b>21</b> | <b>18</b> | <b>3</b> | <b>0.0</b> | <b>0.0</b> | <b>2</b> | <b>0</b> | <b>6</b> | <b>0</b> | <b>1</b> | <b>0</b> | <b>0</b> |

**Pat Surtain II's NFL Regular Season Defensive Statistics**

| DATE              | TEAM    | GP        | GS        | TACKLES    |            |           |          |          |            |            | INTERCEPTIONS |          |            |             |          | O. FUMB   |          |          |          | ST       |          |          | MISC     |          |          |          |          |          |
|-------------------|---------|-----------|-----------|------------|------------|-----------|----------|----------|------------|------------|---------------|----------|------------|-------------|----------|-----------|----------|----------|----------|----------|----------|----------|----------|----------|----------|----------|----------|----------|
|                   |         |           |           | TK         | S          | A         | TFL      | YDS      | SK         | YDS        | QBH           | NO       | YDS        | LG          | TD       | PD        | FF       | FR       | TD       | YDS      | TK       | S        | A        | FF       | FR       | S        | A        |          |
| 2021              | Broncos | 16        | 15        | 58         | 45         | 13        | 1        | 2        | 0.0        | 0.0        | 0             | 4        | 70         | 70t         | 1        | 14        | 0        | 0        | 0        | 0        | 0        | 0        | 0        | 0        | 0        | 0        | 0        | 0        |
| 2022              | Broncos | 17        | 17        | 60         | 46         | 14        | 2        | 5        | 0.0        | 0.0        | 1             | 2        | -3         | 0           | 0        | 10        | 1        | 0        | 0        | 0        | 0        | 0        | 0        | 0        | 0        | 0        | 0        | 0        |
| 2023              | Broncos | 17        | 17        | 69         | 59         | 10        | 0        | 0        | 0.0        | 0.0        | 0             | 1        | 0          | 0           | 0        | 12        | 0        | 0        | 0        | 0        | 0        | 0        | 0        | 0        | 0        | 0        | 0        | 0        |
| 2024              | Broncos | 5         | 5         | 14         | 8          | 6         | 0        | 0        | 0.0        | 0.0        | 0             | 2        | 100        | 100t        | 1        | 4         | 0        | 0        | 0        | 0        | 0        | 0        | 0        | 0        | 0        | 0        | 0        | 0        |
| <b>NFL TOTALS</b> |         | <b>55</b> | <b>54</b> | <b>201</b> | <b>158</b> | <b>43</b> | <b>3</b> | <b>7</b> | <b>0.0</b> | <b>0.0</b> | <b>1</b>      | <b>9</b> | <b>167</b> | <b>100T</b> | <b>2</b> | <b>40</b> | <b>1</b> | <b>0</b> | <b>0</b> | <b>0</b> | <b>0</b> | <b>0</b> | <b>0</b> | <b>0</b> | <b>0</b> | <b>0</b> | <b>0</b> | <b>0</b> |





SINGLE-GAME HIGHS: DEFENSIVE

**Total Tackles** 8 at Las Vegas Raiders, Oct 02, 2022  
 7 at Kansas City Chiefs, Oct 12, 2023  
 7 at Baltimore Ravens, Dec 04, 2022  
 7 vs. Indianapolis Colts, Oct 06, 2022  
 6 at Seattle Seahawks, Sep 08, 2024  
 ...5 more at 6.

**Solo Tackles** 7 at Kansas City Chiefs, Oct 12, 2023  
 6 at Baltimore Ravens, Dec 04, 2022  
 6 at Las Vegas Raiders, Oct 02, 2022  
 6 vs. Baltimore Ravens, Oct 03, 2021  
 5 at Las Vegas Raiders, Jan 07, 2024  
 ...4 more at 5.

**Passes Defensed** 3 vs. Las Vegas Raiders, Sep 10, 2023  
 2 vs. Las Vegas Raiders, Oct 06, 2024  
 2 at Chicago Bears, Oct 01, 2023  
 2 at Las Vegas Raiders, Oct 02, 2022  
 ...4 more at 2.

**Tackles For Loss**  
**Interceptions**

1 vs. Philadelphia Eagles, Nov 14, 2021  
 2 vs. Las Vegas Raiders, Oct 06, 2024  
 2 vs. Los Angeles Chargers, Nov 28, 2021  
 1 vs. New York Jets, Oct 08, 2023  
 1 vs. Arizona Cardinals, Dec 18, 2022  
 ...3 more at 1.

**Interception Return Yards** 100 vs. Las Vegas Raiders, Oct 06, 2024  
 70 vs. Los Angeles Chargers, Nov 28, 2021


2023 GAME-BY-GAME REGULAR-SEASON STATISTICS (BRONCOS)

| DATE               | OPPONENT    | P/S | TACKLES      |           |           |           |          |          |          | INTERCEPTIONS |          |          |          | O. FUMB  |          |           |          | ST       |          |          |          | MISC     |          |          | SCOR E   |            |       |       |
|--------------------|-------------|-----|--------------|-----------|-----------|-----------|----------|----------|----------|---------------|----------|----------|----------|----------|----------|-----------|----------|----------|----------|----------|----------|----------|----------|----------|----------|------------|-------|-------|
|                    |             |     | TK           | S         | A         | SK        | YDS      | TFL      | YDS      | QBH           | NO       | YDS      | LG       | TD       | PD       | FF        | FR       | TD       | YDS      | TK       | S        | A        | FF       | FR       |          | S          | A     | W/L   |
| 09/10              | Raiders     | S   | 2            | 2         | 0         | 0         | 0        | 0        | 0        | 0             | 0        | 0        | 0        | 0        | 3        | 0         | 0        | 0        | 0        | 0        | 0        | 0        | 0        | 0        | 0        | 0          | L     | 16-17 |
| 09/17              | Commanders  | S   | 3            | 3         | 0         | 0         | 0        | 0        | 0        | 0             | 0        | 0        | 0        | 0        | 0        | 0         | 0        | 0        | 0        | 0        | 0        | 0        | 0        | 0        | 0        | L          | 33-35 |       |
| 09/24              | at Dolphins | S   | 5            | 4         | 1         | 0         | 0        | 0        | 0        | 0             | 0        | 0        | 0        | 0        | 0        | 0         | 0        | 0        | 0        | 0        | 0        | 0        | 0        | 0        | L        | 20-70      |       |       |
| 10/01              | at Bears    | S   | 3            | 3         | 0         | 0         | 0        | 0        | 0        | 0             | 0        | 0        | 0        | 2        | 0        | 0         | 0        | 0        | 0        | 0        | 0        | 0        | 0        | 0        | W        | 31-28      |       |       |
| 10/08              | Jets        | S   | 5            | 4         | 1         | 0         | 0        | 0        | 0        | 0             | 1        | 0        | 0        | 0        | 1        | 0         | 0        | 0        | 0        | 0        | 0        | 0        | 0        | 0        | L        | 21-31      |       |       |
| 10/12              | at Chiefs   | S   | 7            | 7         | 0         | 0         | 0        | 0        | 0        | 0             | 0        | 0        | 0        | 0        | 0        | 0         | 0        | 0        | 0        | 0        | 0        | 0        | 0        | 0        | L        | 8-19       |       |       |
| 10/22              | Packers     | S   | 2            | 2         | 0         | 0         | 0        | 0        | 0        | 0             | 0        | 0        | 0        | 1        | 0        | 0         | 0        | 0        | 0        | 0        | 0        | 0        | 0        | 0        | W        | 19-17      |       |       |
| 10/29              | Chiefs      | S   | 3            | 3         | 0         | 0         | 0        | 0        | 0        | 0             | 0        | 0        | 0        | 1        | 0        | 0         | 0        | 0        | 0        | 0        | 0        | 0        | 0        | 0        | W        | 24-9       |       |       |
| 11/13              | at Bills    | S   | 2            | 1         | 1         | 0         | 0        | 0        | 0        | 0             | 0        | 0        | 0        | 0        | 0        | 0         | 0        | 0        | 0        | 0        | 0        | 0        | 0        | 0        | W        | 24-22      |       |       |
| 11/19              | Vikings     | S   | 4            | 3         | 1         | 0         | 0        | 0        | 0        | 0             | 0        | 0        | 0        | 1        | 0        | 0         | 0        | 0        | 0        | 0        | 0        | 0        | 0        | 0        | W        | 21-20      |       |       |
| 11/26              | Browns      | S   | 4            | 2         | 2         | 0         | 0        | 0        | 0        | 0             | 0        | 0        | 0        | 0        | 0        | 0         | 0        | 0        | 0        | 0        | 0        | 0        | 0        | 0        | W        | 29-12      |       |       |
| 12/03              | at Texans   | S   | 5            | 4         | 1         | 0         | 0        | 0        | 0        | 0             | 0        | 0        | 0        | 1        | 0        | 0         | 0        | 0        | 0        | 0        | 0        | 0        | 0        | 0        | L        | 17-22      |       |       |
| 12/10              | at Chargers | S   | 5            | 5         | 0         | 0         | 0        | 0        | 0        | 0             | 0        | 0        | 0        | 0        | 0        | 0         | 0        | 0        | 0        | 0        | 0        | 0        | 0        | 0        | W        | 24-7       |       |       |
| 12/16              | at Lions    | S   | 3            | 2         | 1         | 0         | 0        | 0        | 0        | 0             | 0        | 0        | 0        | 0        | 0        | 0         | 0        | 0        | 0        | 0        | 0        | 0        | 0        | 0        | L        | 17-42      |       |       |
| 12/24              | Patriots    | S   | 6            | 5         | 1         | 0         | 0        | 0        | 0        | 0             | 0        | 0        | 0        | 0        | 0        | 0         | 0        | 0        | 0        | 0        | 0        | 0        | 0        | 0        | L        | 23-26      |       |       |
| 12/31              | Chargers    | S   | 4            | 4         | 0         | 0         | 0        | 0        | 0        | 0             | 0        | 0        | 0        | 1        | 0        | 0         | 0        | 0        | 0        | 0        | 0        | 0        | 0        | 0        | W        | 16-9       |       |       |
| 01/07              | at Raiders  | S   | 6            | 5         | 1         | 0         | 0        | 0        | 0        | 0             | 0        | 0        | 0        | 1        | 0        | 0         | 0        | 0        | 0        | 0        | 0        | 0        | 0        | 0        | L        | 14-27      |       |       |
| <b>2023 TOTALS</b> |             |     | <b>17-17</b> | <b>69</b> | <b>59</b> | <b>10</b> | <b>0</b> | <b>0</b> | <b>0</b> | <b>0</b>      | <b>0</b> | <b>1</b> | <b>0</b> | <b>0</b> | <b>0</b> | <b>12</b> | <b>0</b> | <b>0</b> | <b>0</b> | <b>0</b> | <b>0</b> | <b>0</b> | <b>0</b> | <b>0</b> | <b>0</b> | <b>8-9</b> |       |       |

2024 GAME-BY-GAME REGULAR-SEASON STATISTICS (BRONCOS)

| DATE               | OPPONENT      | P/S | TACKLES    |           |          |          |          |          |          | INTERCEPTIONS |          |            |            | O. FUMB    |          |          |          | ST       |          |          |          | MISC     |          |          | SCOR E   |            |       |
|--------------------|---------------|-----|------------|-----------|----------|----------|----------|----------|----------|---------------|----------|------------|------------|------------|----------|----------|----------|----------|----------|----------|----------|----------|----------|----------|----------|------------|-------|
|                    |               |     | TK         | S         | A        | SK       | YDS      | TFL      | YDS      | QBH           | NO       | YDS        | LG         | TD         | PD       | FF       | FR       | TD       | YDS      | TK       | S        | A        | FF       | FR       |          | S          | A     |
| 09/08              | at Seahawks   | S   | 6          | 4         | 2        | 0        | 0        | 0        | 0        | 0             | 0        | 0          | 0          | 0          | 1        | 0        | 0        | 0        | 0        | 0        | 0        | 0        | 0        | 0        | 0        | L          | 20-26 |
| 09/15              | Steelers      | S   | 1          | 0         | 1        | 0        | 0        | 0        | 0        | 0             | 0        | 0          | 0          | 0          | 0        | 0        | 0        | 0        | 0        | 0        | 0        | 0        | 0        | 0        | 0        | L          | 6-13  |
| 09/22              | at Buccaneers | S   | 2          | 0         | 2        | 0        | 0        | 0        | 0        | 0             | 0        | 0          | 0          | 0          | 0        | 0        | 0        | 0        | 0        | 0        | 0        | 0        | 0        | 0        | 0        | W          | 26-7  |
| 09/29              | at Jets       | S   | 2          | 2         | 0        | 0        | 0        | 0        | 0        | 0             | 0        | 0          | 0          | 1          | 0        | 0        | 0        | 0        | 0        | 0        | 0        | 0        | 0        | 0        | 0        | W          | 10-9  |
| 10/06              | Raiders       | S   | 3          | 2         | 1        | 0        | 0        | 0        | 0        | 0             | 2        | 100        | 100        | 1          | 2        | 0        | 0        | 0        | 0        | 0        | 0        | 0        | 0        | 0        | 0        | W          | 34-18 |
| <b>2024 TOTALS</b> |               |     | <b>5-5</b> | <b>14</b> | <b>8</b> | <b>6</b> | <b>0</b> | <b>0</b> | <b>0</b> | <b>0</b>      | <b>2</b> | <b>100</b> | <b>100</b> | <b>T 1</b> | <b>4</b> | <b>0</b> | <b>0</b> | <b>0</b> | <b>0</b> | <b>0</b> | <b>0</b> | <b>0</b> | <b>0</b> | <b>0</b> | <b>0</b> | <b>3-2</b> |       |





14 WR



# COURTLAND SUTTON

HEIGHT/WEIGHT: 6-4 / 216

COLLEGE: Southern Methodist

BIRTHDAY: Oct. 10, 1995

BORN: Brenham, Texas

NFL EXPERIENCE: 7th YR

BRONCOS EXPERIENCE: 7th YR

GP/GS: 86/72

ACQUIRED: D2-'18

## AT A GLANCE

- A seventh-year Pro Bowl wide receiver who has appeared in 86 career regular-season games (73 starts) with Denver (2018-24), catching 315 passes for 4,483 yards (14.2 avg.) with 25 touchdowns to go with one two-point conversion and five rushes for 21 yards (4.2 avg.).
- Surpassed 4,000 receiving yards in his 76th career game, becoming the fifth-fastest Bronco to accomplish the feat.
- Became the first Bronco since 2014 to record at least 10 touchdown receptions in a season after totaling 59 catches for 772 yards (13.1 avg.) with 10 scores in 2023.
- Finished 2022 with 829 yards on 64 catches (13.0 avg.) with two receiving touchdowns after starting all 15 games played.
- Recorded 58 catches for 776 yards (13.4 avg.) with two touchdowns in 17 games played (16 starts) in 2021.
- Appeared in one game with the Broncos in 2020 before being placed on injured reserve on Sept. 21 with a season-ending knee injury.
- Registered the most receiving yards (1,816) and receiving touchdowns (10) in Broncos history through a player's first two seasons.
- Named to the Pro Bowl in 2019 after finishing with 72 catches for 1,112 yards (15.4 avg.) and six touchdowns, becoming just the third player in team annals to record a 1,000-yard receiving season by his second year.
- Totaled the fourth-most receiving yards (704) by a rookie in Broncos history in 2018.
- Started 37-of-39 games played at Southern Methodist University, catching 195 passes for 3,220 yards (16.5 avg.) with 31 touchdowns.
- Ended his collegiate career ranked second in school history in touchdowns (31), third in receiving yards (3,220) and sixth in receptions (195).
- Named to the Associated Press All-America second team and to the All-AAC first team as a redshirt junior in 2017, finishing with 68 catches for 1,085 yards (16.0 avg.) with 12 touchdowns.
- Selected by the Broncos in the second round (40th overall) of the 2018 NFL Draft.

## SUTTON'S TROPHY CASE

Pro Bowl (1)

2019

**2024:** Sutton became the fifth-fastest Bronco in team history to reach 300 career receptions (82 games) in Week 1 at Sea. (9/8) after finishing the game with four receptions for 38 yards (9.5 avg.)... Caught seven passes for 68 yards (9.7 avg.) in the Week 3 win at T.B. and eclipsed former Broncos WR Rick Upchurch for the 12th-most receiving yards in team history... Caught three passes for 60 yards (20.0 avg.) with one touchdown in the 10-9 win at NYJ (9/29).

**2023:** Sutton became the first Bronco since 2014 to record at least 10 touchdown receptions in a season after totaling 59 catches for 772 yards (13.1 avg.) with 10 scores... Caught four passes for 32 yards (8.0 avg.) with one touchdown in the season opener vs. L.V. (9/10)... Caught a team-high five passes for 66 yards (13.2 avg.) vs. Was. (9/17)... Had a team-high 91 yards on eight catches (11.4 avg.) with one touchdown at Mia. (9/24)... Caught a 13-yard touchdown pass from QB Russell Wilson and also made three catches for 27 yards to help the Broncos comeback from a 21-point deficit to win at Chi. (10/1)... Caught his fourth touchdown of the season after bringing in an 11-yard pass from Wilson in the fourth quarter while also making four catches for a team-high 46 yards (11.5 avg.) at K.C. (10/12)... Recorded his fifth touchdown catch of the season in the win vs. G.B. (10/22), finishing the contest with six catches for 76 yards (12.7 avg.) with one score... Tied his career high for receiving touchdowns in a season (6) after catching two passes for 29 yards (14.5 avg.) with one touchdown in the win vs. K.C. (10/29)... Eclipsed his previous career high after catching his seventh touchdown pass of the season vs. Buf. (11/13), finishing the game with eight receptions for 53 yards (6.6 avg.) with one score... Recorded a touchdown in five consecutive games after nabbing a game-winning pass from Wilson with 1:03 remaining in the win vs. Min. (11/19)... Sutton finished the game with a team-high 66 yards on four catches (16.5 avg.) with one score... Had a team-high 61 yards on three catches (20.3 avg.) in the win vs. Cle. (11/26)... Recorded his ninth receiving score of the season after totaling a team-high 77 yards





on two catches (38.5 avg.), including a 45-yard score, at Hou. (12/3)... Became the first Broncos player since WR Demaryius Thomas and TE Julius Thomas in 2014 to total double-digit touchdown catches in a single season after catching three passes for 62 yards with one score at LAC (12/10)... His 46-yard touchdown grab was the second-longest receiving score of his career at the time... Had a team-high five catches for 71 yards (14.2 avg.) at Det. (12/16).

**2022:** Sutton started all 15 games played, finishing with 829 yards on 64 catches (13.0 avg.) with two receiving touchdowns... Notched his fifth career 100-yard game vs. Hou. (9/18), tallying 122 yards on 7 receptions (17.4 avg.)... Totaled 97 yards on eight receptions (12.1 avg.) vs. S.F. (9/25)... Had five catches for 52 yards (10.4 avg.), including a touchdown grab, at L.V. (10/2)... Notched a team-high 74 yards on 5 catches (14.8 avg.) vs. Ind. (10/6)... Totaled 66 yards on six catches (11.0 avg.) at Ten. (11/13)... Tallied a team-high 80 yards on five receptions (16.0 avg.) vs. L.V. (11/20)... Totaled a team-high 75 yards on six catches (12.5 avg.) at Car. (11/27)... Recorded five receptions for 64 yards (12.8 avg.) at LAR (12/25)... Made three catches for 33 yards (11.0 avg.), including a 20-yard touchdown catch, vs. LAC (1/8).

**2021:** Sutton appeared in 17 games (16 starts), totaling 58 receptions for 776 yards (13.4 avg.) with two touchdowns... Posted one reception for 14 yards in the season opener at NYG (9/12)... Tallied third career 100-yard receiving effort, set career highs in receptions (9) and yards (159), nabbed the second-longest reception of his career (55 yds.) and tallied the most receiving yards by a Bronco since 2016 at Jac. (9/19)... Posted his second 100-yard receiving effort of the season, collected his first touchdown of 2021 (11th of career), and led the team in receptions (7) and yards (120) for a 17.1 avg. with one score at Pit. (10/10)... Recorded a touchdown in his second consecutive game and posted eight catches for 94 yards (11.8 avg.) with one touchdown vs. L.V. (10/17).

**2020:** Sutton appeared in one game with the Broncos before being placed on injured reserve on Sept. 21 with a season-ending knee injury (ACL tear)... Broke the 3,000 career receiving yards mark in his 54th career game at L.V. (10/2), totaling five receptions for 52 yards and a score in the game.

**2019:** Sutton became just the third player in franchise history to record a 1,000-yard receiving season by his second year, finishing with 72 catches for 1,112 yards (15.4 avg.) with 10 touchdowns in 16 games (14 starts)... Named to his first career Pro Bowl... Ranked third in the AFC and 10th in the NFL in yards per catch (15.4 avg.), while ending the season tied for second in the league with 16 big-play receptions (25+ yds.)... Registered his first-career 100-yard game at Oak. (9/9), recording a career-high seven receptions for a career-high 120 yards... Tallied five receptions for 87 yards (17.4 avg.) at G.B. (9/22)... Totaled 62 receiving yards and two touchdowns on six receptions (10.3 avg.) vs. Jac. (9/29)... Registered four receptions for 92 yards (23.0 avg.), including a 70-yard touchdown catch at LAC (10/6)... Made four catches for 76 yards (19.0 avg.) vs. Ten. (10/13)... Collected 87 yards on six receptions (14.5 avg.) vs. K.C. (10/17)... Recorded three receptions for 72 yards (24.0 avg.) at Ind. (10/27)... Led the Broncos with five receptions (56 yds.) and had a 21-yard touchdown catch in the first quarter vs. Cle. (11/3)... Recorded 113 yards on five receptions (22.6 avg.) with 10 rushing yards on two attempts (5.0 avg.) and a completed pass for 38 yards at Min. (11/17)... Posted four receptions for 74 yards (18.5 avg.) and two touchdowns vs. LAC (12/1)... Recorded five receptions for 34 yards (6.8 avg.) at Hou. (12/8)... Collected 79 yards on four receptions (19.8 avg.) at K.C. (12/15) to pass 1,000 receiving yards on the season.

**2018:** Selected by Denver in the second round (40th overall) of the 2018 NFL Draft, Sutton played all 16 games (9 starts), recording 42 receptions for 704 yards (16.8 avg.) with four touchdowns... Totaled the fourth most receiving yards (704) by a rookie in Broncos history... Caught two passes for 45 yards (22.5 avg.) in his NFL debut vs. Sea. (9/9)... Scored his first career touchdown on an 8-yard reception at NYJ (10/7)... Caught a 28-yard touchdown pass from WR Emmanuel Sanders at Ari. (10/18)... Recorded four receptions for 85 yards and scored on a 30-yard touchdown reception at Cin. (12/2)... Passed Ricky Nattiel for the fourth-most receiving yards by a rookie in team history after catching a six passes for 65 yards (10.8 avg.) with one touchdown at Oak. (12/24).

**COLLEGE:** Started 37-of-39 games played at SMU catching 195 passes for 3,220 yards (16.5 avg.) with 31 touchdowns... Ended his collegiate career ranked second in school history in touchdowns (31), third in receiving yards (3,220) and sixth in receptions (195)... Started all 13 games played and was named to the Associated Press' All-American second team and to the All-AAC first team as a redshirt junior... Opened all 12 games played as a redshirt sophomore and became the first SMU receiver to garner first-team all-conference honors in five seasons... Led the team in receptions (76), receiving yards (1,246) and receiving touchdowns (10)... Started all 12 games as a redshirt freshman, finishing the season with 49 catches for 862 yards (17.6 avg.) with nine touchdowns... Completed two passes for 75 yards (37.5 avg.)... Set the SMU freshman record for receiving yards with 862... Appeared in two games in 2014 and made two catches for 27 yards (13.5 avg.) before being granted a medical redshirt.

**PERSONAL:** Sutton attended Brenham (Texas) High School, where he was named all-district as a tight end and safety during his senior season... Helped his team to a 14-2 record and an appearance in the 4A State Championship Game... Averaged 15.2 points per game in basketball as a senior... Courtland Sutton was born on Oct. 10, 1995 in Brenham, Texas.

**MOST REC. YARDS THROUGH FIRST TWO SEASON, TEAM HISTORY**

| Player                  | Years          | Rec.       | Yds.         | TDs       |
|-------------------------|----------------|------------|--------------|-----------|
| <b>Courtland Sutton</b> | <b>2018-19</b> | <b>114</b> | <b>1,816</b> | <b>10</b> |
| Brandon Marshall        | 2006-07        | 122        | 1,634        | 9         |
| Eddie Royal             | 2008-09        | 128        | 1,325        | 5         |
| Ricky Nattiel           | 1987-88        | 77         | 1,204        | 3         |
| Mark Jackson            | 1986-87        | 64         | 1,174        | 3         |





**MOST REC. TOUCHDOWNS THROUGH FIRST TWO SEASON, TEAM HISTORY**

| Player           | Years   | Rec. | Yds.  | TDs |
|------------------|---------|------|-------|-----|
| Courtland Sutton | 2018-19 | 114  | 1,816 | 10  |
| Brandon Marshall | 2006-07 | 122  | 1,634 | 9   |
| Eric Decker      | 2010-11 | 50   | 718   | 9   |
| Tony Scheffler   | 2006-07 | 67   | 835   | 9   |
| Riley Odoms      | 1972-73 | 64   | 949   | 9   |

**FEWEST GAMES TO 3,000 CAREER REC. YDS., BRONCOS HISTORY**

| Player                  | Games     |
|-------------------------|-----------|
| Demaryius Thomas        | 46        |
| Brandon Marshall        | 49        |
| <b>Courtland Sutton</b> | <b>54</b> |
| Eric Decker             | 61        |
| Vance Johnson           | 61        |

**Transactions**

Signed by Denver as a draft choice 5/10/18.

**REGULAR SEASON COMPARISON: RECEIVING - LOS ANGELES CHARGERS**

| DATE          | OPP         | W/L | GP/GS          | REC       | YDS.       | AVG.        | TD       | LG       | TGTS      | YAC        |
|---------------|-------------|-----|----------------|-----------|------------|-------------|----------|----------|-----------|------------|
| 11/18/18      | DEN @ LAC   | W   | S              | 3         | 78         | 26.0        | 0        | 39       | 6         | 43         |
| 12/30/18      | DEN vs. LAC | L   | S              | 1         | 25         | 25.0        | 0        | 25       | 3         | 3          |
| 10/6/19       | DEN @ LAC   | W   | P              | 4         | 92         | 23.0        | 1        | 70t      | 7         | 53         |
| 12/1/19       | DEN vs. LAC | W   | S              | 4         | 74         | 18.5        | 2        | 33       | 5         | 2          |
| 11/28/21      | DEN vs. LAC | W   | S              | 2         | 17         | 8.5         | 0        | 12       | 3         | 1          |
| 1/2/22        | DEN @ LAC   | L   | S              | 3         | 60         | 20.0        | 0        | 44       | 5         | 11         |
| 10/17/22      | DEN @ LAC   | L   | S              | 2         | 14         | 7.0         | 0        | 9        | 3         | 6          |
| 1/8/23        | DEN vs. LAC | W   | S              | 3         | 33         | 11.0        | 1        | 20t      | 7         | 2          |
| 12/10/23      | DEN @ LAC   | W   | S              | 3         | 62         | 20.7        | 1        | 46t      | 4         | 22         |
| <b>TOTALS</b> |             |     | <b>6/3 9/8</b> | <b>25</b> | <b>455</b> | <b>18.2</b> | <b>5</b> | <b>9</b> | <b>43</b> | <b>143</b> |





Courtland Sutton's NFL Regular Season Rushing/Receiving Statistics

| DATE              | TEAM    | GP        | GS        | RECEIVING  |              |             |            |           | RUSHING  |           |            |          |          |
|-------------------|---------|-----------|-----------|------------|--------------|-------------|------------|-----------|----------|-----------|------------|----------|----------|
|                   |         |           |           | NO.        | YDS.         | AVG.        | LG         | TD        | NO.      | YDS.      | AVG.       | LG       | TD       |
| 2018              | Broncos | 16        | 9         | 42         | 704          | 16.8        | 42         | 4         | 1        | -1        | -1.0       | -1       | 0        |
| 2019              | Broncos | 16        | 14        | 72         | 1,112        | 15.4        | 70t        | 6         | 3        | 17        | 5.7        | 9        | 0        |
| 2020              | Broncos | 1         | 1         | 3          | 66           | 22.0        | 45         | 0         | 0        | 0         | 0.0        | 0        | 0        |
| 2021              | Broncos | 17        | 16        | 58         | 776          | 13.4        | 55         | 2         | 0        | 0         | 0.0        | 0        | 0        |
| 2022              | Broncos | 15        | 15        | 64         | 829          | 13.0        | 51         | 2         | 1        | 5         | 5.0        | 5        | 0        |
| 2023              | Broncos | 16        | 14        | 59         | 772          | 13.1        | 46t        | 10        | 0        | 0         | 0.0        | 0        | 0        |
| 2024              | Broncos | 5         | 3         | 17         | 224          | 13.2        | 29         | 1         | 0        | 0         | 0.0        | 0        | 0        |
| <b>NFL TOTALS</b> |         | <b>86</b> | <b>72</b> | <b>315</b> | <b>4,483</b> | <b>14.2</b> | <b>70T</b> | <b>25</b> | <b>5</b> | <b>21</b> | <b>4.2</b> | <b>9</b> | <b>0</b> |

Courtland Sutton's NFL Regular Season Return Statistics

| DATE              | TEAM    | KICKOFF RETURNS |          |            |          |          | PUNT RETURNS |          |          |            |          |          |
|-------------------|---------|-----------------|----------|------------|----------|----------|--------------|----------|----------|------------|----------|----------|
|                   |         | RET.            | YDS.     | AVG.       | LG       | TD       | NO.          | FC       | YDS.     | AVG.       | LG       | TD       |
| 2018              | Broncos | 0               | 0        | 0.0        | 0        | 0        | 0            | 0        | 0        | 0.0        | 0        | 0        |
| 2019              | Broncos | 0               | 0        | 0.0        | 0        | 0        | 0            | 0        | 0        | 0.0        | 0        | 0        |
| 2020              | Broncos | 0               | 0        | 0.0        | 0        | 0        | 0            | 0        | 0        | 0.0        | 0        | 0        |
| 2021              | Broncos | 0               | 0        | 0.0        | 0        | 0        | 0            | 0        | 0        | 0.0        | 0        | 0        |
| 2022              | Broncos | 0               | 0        | 0.0        | 0        | 0        | 0            | 0        | 0        | 0.0        | 0        | 0        |
| 2023              | Broncos | 0               | 0        | 0.0        | 0        | 0        | 0            | 0        | 0        | 0.0        | 0        | 0        |
| 2024              | Broncos | 0               | 0        | 0.0        | 0        | 0        | 0            | 0        | 0        | 0.0        | 0        | 0        |
| <b>NFL TOTALS</b> |         | <b>0</b>        | <b>0</b> | <b>0.0</b> | <b>0</b> | <b>0</b> | <b>0</b>     | <b>0</b> | <b>0</b> | <b>0.0</b> | <b>0</b> | <b>0</b> |







SINGLE-GAME HIGHS: RUSHING/RECEIVING

**Rush Attempts** 2 at Minnesota Vikings, Nov 17, 2019  
 1 vs. Houston Texans, Sep 18, 2022  
 1 vs. Cleveland Browns, Nov 03, 2019  
 1 at San Francisco 49ers, Dec 09, 2018

**Rushing Yards** 10 at Minnesota Vikings, Nov 17, 2019  
 7 vs. Cleveland Browns, Nov 03, 2019  
 5 vs. Houston Texans, Sep 18, 2022

**Longest Runs** 9 at Minnesota Vikings, Nov 17, 2019  
 7 vs. Cleveland Browns, Nov 03, 2019  
 5 vs. Houston Texans, Sep 18, 2022  
 1 at Minnesota Vikings, Nov 17, 2019

**Receptions** 9 at Jacksonville Jaguars, Sep 19, 2021  
 8 at Buffalo Bills, Nov 13, 2023  
 8 at Miami Dolphins, Sep 24, 2023  
 8 vs. San Francisco 49ers, Sep 25, 2022  
 ...1 more at 8.

**Receiving Yards** 159 at Jacksonville Jaguars, Sep 19, 2021  
 122 vs. Houston Texans, Sep 18, 2022  
 120 at Pittsburgh Steelers, Oct 10, 2021  
 120 at Oakland Raiders, Sep 09, 2019  
 113 at Minnesota Vikings, Nov 17, 2019

**Receiving Average** 26.0 at Los Angeles Chargers, Nov 18, 2018  
 26.0 at Kansas City Chiefs, Oct 28, 2018  
 24.0 at Indianapolis Colts, Oct 27, 2019  
 23.0 at Los Angeles Chargers, Oct 06, 2019  
 22.6 at Minnesota Vikings, Nov 17, 2019

**Longest Receptions** 70t at Los Angeles Chargers, Oct 06, 2019  
 55 at Jacksonville Jaguars, Sep 19, 2021  
 52 at Green Bay Packers, Sep 22, 2019  
 51 vs. Indianapolis Colts, Oct 06, 2022  
 48 at Minnesota Vikings, Nov 17, 2019

**Receiving TDs** 2 vs. Los Angeles Chargers, Dec 01, 2019  
 2 vs. Jacksonville Jaguars, Sep 29, 2019  
 1 at New York Jets, Sep 29, 2024  
 1 at Los Angeles Chargers, Dec 10, 2023  
 ...19 more at 1.

**All-Purpose Yards** 159 at Jacksonville Jaguars, Sep 19, 2021  
 127 vs. Houston Texans, Sep 18, 2022  
 123 at Minnesota Vikings, Nov 17, 2019  
 120 at Pittsburgh Steelers, Oct 10, 2021  
 120 at Oakland Raiders, Sep 09, 2019

**Special Teams Tackles** 1 at Baltimore Ravens, Sep 23, 2018

**Most TDs** 2 vs. Los Angeles Chargers, Dec 01, 2019  
 2 vs. Jacksonville Jaguars, Sep 29, 2019  
 1 at New York Jets, Sep 29, 2024  
 1 at Los Angeles Chargers, Dec 10, 2023  
 ...19 more at 1.

**Miscellaneous Tackles** 1 at Kansas City Chiefs, Jan 01, 2023  
 1 at Jacksonville Jaguars, Oct 30, 2022  
 1 vs. Houston Texans, Sep 18, 2022  
 ...4 more at 1.

**Longest Own Fumble Return** 2 vs. Oakland Raiders, Dec 29, 2019

100-YARD RECEIVING GAMES (5): REGULAR SEASON

| DATE     | TEAM        | NO. | YDS. | AVG. | LG  | TD |
|----------|-------------|-----|------|------|-----|----|
| 09/09/19 | at Raiders  | 7   | 120  | 17.1 | 30  | 0  |
| 11/17/19 | at Vikings  | 5   | 113  | 22.6 | 48  | 0  |
| 09/19/21 | at Jaguars  | 9   | 159  | 17.7 | 55  | 0  |
| 10/10/21 | at Steelers | 7   | 120  | 17.1 | 39t | 1  |
| 09/18/22 | TEXANS      | 7   | 122  | 17.4 | 35  | 0  |





2023 GAME-BY-GAME REGULAR-SEASON STATISTICS (BRONCOS)

| DATE               | OPPONENT    | P/S          | RECEIVING        |            |             |            |           | RUSHING  |          |            |          |          | W/L        | SCORE |
|--------------------|-------------|--------------|------------------|------------|-------------|------------|-----------|----------|----------|------------|----------|----------|------------|-------|
|                    |             |              | NO.              | YDS.       | AVG.        | LG         | TD        | NO.      | YDS.     | AVG.       | LG       | TD       |            |       |
| 09/10              | Raiders     | S            | 4                | 32         | 8.0         | 15         | 1         | 0        | 0        | 0.0        | 0        | 0        | L          | 16-17 |
| 09/17              | Commanders  | S            | 5                | 66         | 13.2        | 21         | 0         | 0        | 0        | 0.0        | 0        | 0        | L          | 33-35 |
| 09/24              | at Dolphins | S            | 8                | 91         | 11.4        | 25         | 1         | 0        | 0        | 0.0        | 0        | 0        | L          | 20-70 |
| 10/01              | at Bears    | S            | 3                | 27         | 9.0         | 13t        | 1         | 0        | 0        | 0.0        | 0        | 0        | W          | 31-28 |
| 10/08              | Jets        | S            | 1                | 13         | 13.0        | 13         | 0         | 0        | 0        | 0.0        | 0        | 0        | L          | 21-31 |
| 10/12              | at Chiefs   | S            | 4                | 46         | 11.5        | 21         | 1         | 0        | 0        | 0.0        | 0        | 0        | L          | 8-19  |
| 10/22              | Packers     | S            | 6                | 76         | 12.7        | 33         | 1         | 0        | 0        | 0.0        | 0        | 0        | W          | 19-17 |
| 10/29              | Chiefs      | S            | 2                | 29         | 14.5        | 23         | 1         | 0        | 0        | 0.0        | 0        | 0        | W          | 24-9  |
| 11/13              | at Bills    | P            | 8                | 53         | 6.6         | 30         | 1         | 0        | 0        | 0.0        | 0        | 0        | W          | 24-22 |
| 11/19              | Vikings     | S            | 4                | 66         | 16.5        | 33         | 1         | 0        | 0        | 0.0        | 0        | 0        | W          | 21-20 |
| 11/26              | Browns      | P            | 3                | 61         | 20.3        | 31         | 0         | 0        | 0        | 0.0        | 0        | 0        | W          | 29-12 |
| 12/03              | at Texans   | S            | 2                | 77         | 38.5        | 45t        | 1         | 0        | 0        | 0.0        | 0        | 0        | L          | 17-22 |
| 12/10              | at Chargers | S            | 3                | 62         | 20.7        | 46t        | 1         | 0        | 0        | 0.0        | 0        | 0        | W          | 24-7  |
| 12/16              | at Lions    | S            | 5                | 71         | 14.2        | 23         | 0         | 0        | 0        | 0.0        | 0        | 0        | L          | 17-42 |
| 12/24              | Patriots    | S            | 0                | 0          | 0.0         | 0          | 0         | 0        | 0        | 0.0        | 0        | 0        | L          | 23-26 |
| 12/31              | Chargers    |              | ON INACTIVE LIST |            |             |            |           |          |          |            |          | W        | 16-9       |       |
| 01/07              | at Raiders  | S            | 1                | 2          | 2.0         | 2          | 0         | 0        | 0        | 0.0        | 0        | 0        | L          | 14-27 |
| <b>2023 TOTALS</b> |             | <b>16-14</b> | <b>59</b>        | <b>772</b> | <b>13.1</b> | <b>46T</b> | <b>10</b> | <b>0</b> | <b>0</b> | <b>0.0</b> | <b>0</b> | <b>0</b> | <b>8-9</b> |       |

2024 GAME-BY-GAME REGULAR-SEASON STATISTICS (BRONCOS)

| DATE               | OPPONENT      | P/S        | RECEIVING |            |             |           |          | RUSHING  |          |            |          |          | W/L        | SCORE |
|--------------------|---------------|------------|-----------|------------|-------------|-----------|----------|----------|----------|------------|----------|----------|------------|-------|
|                    |               |            | NO.       | YDS.       | AVG.        | LG        | TD       | NO.      | YDS.     | AVG.       | LG       | TD       |            |       |
| 09/08              | at Seahawks   | P          | 4         | 38         | 9.5         | 17        | 0        | 0        | 0        | 0.0        | 0        | 0        | L          | 20-26 |
| 09/15              | Steelers      | S          | 1         | 26         | 26.0        | 26        | 0        | 0        | 0        | 0.0        | 0        | 0        | L          | 6-13  |
| 09/22              | at Buccaneers | S          | 7         | 68         | 9.7         | 22        | 0        | 0        | 0        | 0.0        | 0        | 0        | W          | 26-7  |
| 09/29              | at Jets       | P          | 3         | 60         | 20.0        | 29        | 1        | 0        | 0        | 0.0        | 0        | 0        | W          | 10-9  |
| 10/06              | Raiders       | S          | 2         | 32         | 16.0        | 24        | 0        | 0        | 0        | 0.0        | 0        | 0        | W          | 34-18 |
| <b>2024 TOTALS</b> |               | <b>5-3</b> | <b>17</b> | <b>224</b> | <b>13.2</b> | <b>29</b> | <b>1</b> | <b>0</b> | <b>0</b> | <b>0.0</b> | <b>0</b> | <b>0</b> | <b>3-2</b> |       |





92 OLB



**DONDREA**  
**TILLMAN**

**HEIGHT/WEIGHT:** 6-4 / 247

**COLLEGE:** Indiana, Pa.

**BIRTHDAY:** Apr. 30, 1998

**BORN:** Serling, Va

**NFL EXPERIENCE:** 1st YR

**BRONCOS EXPERIENCE:** 1st YR

**GP/GS:** 3/0

**ACQUIRED:** FA-'24

**AT A GLANCE**

- A first-year outside linebacker who has appeared in three games for the Broncos, tallying four tackles and two sacks (18 yds.).
- Played three seasons with the Birmingham Stallions of the United States Football League and United Football League and totaled 92 tackles (51 solo) and 8.5 sacks (55 yds.) during his three years (2022-24) with the Stallions.
- Signed by Denver as a free agent on June 20, 2024.

**2024:** Tillman has appeared in two games for Denver, totaling four solo tackles and two sacks (18 yds.)... Made his NFL debut and recorded three tackles including two sacks (18 yds.) at T.B. (9/22)... Became the first Bronco since at least 1970 and the first NFL player since Lions LB James Houston (2022) to have at least 2.0 sacks in his NFL debut.

**USFL/UFL:** Tillman played three seasons with the Birmingham Stallions of the United States Football League and United Football League... Totaled 92 tackles (51 solo) and 8.5 sacks (55 yds.) during his three years (2022-24) with the Stallions.

**COLLEGE:** Tillman was a three-time All-PSAC West selection at Indiana University of Pennsylvania, where he appeared in 48 games (32 starts) during his four-year career with the Crimson Hawks (2016-19)... Over that span, he recorded 174 tackles (84 solo), 30 sacks (187 yds.), two interceptions (70 yds., 2 TDs), 10 passes defended, seven forced fumbles and three fumble recoveries... Earned first-team All-PSAC West in 2019 after starting all 12 games and totaling 41 tackles (19 solo), 7.5 sacks (57 yds.), one interception (51 yds., 1 TD), three passes defended, four forced fumbles and one fumble recovery... In 2018, was named first-team All-PSAC West after starting 11 games and recording career highs of 62 tackles (31 solo) and 12.5 sacks (84 yds.) along with two passes defended and two forced fumbles... Started 9-of-14 games played in 2017 and earned second-team All-PSAC West honors after producing 51 tackles (28 solo), 8.5 sacks (45 yds.), one interception (19 yds., 1 TD), a career-high five passes defended, one forced fumble and two fumble recoveries.

**PERSONAL:** Tillman prepped at Potomac Falls High School (Sterling, Va.), where he was a first team All-Virginia selection and was named 2025 Conference 14 Defensive Player of the Year... Also played basketball... Dondrea Tillman was born on April 30, 1998 in Sterling, Va.

**Transactions**

Signed by Denver on 6/20/24.

Dondrea Tillman's NFL Regular Season Defensive Statistics

| DATE              | TEAM    | GP       | GS       | TACKLES  |          |          |          |           |            |             | INTERCEPTIONS |          |          |          |          | O. FUMB  |          |          |          | ST       |          |          | MISC     |          |          |          |          |          |
|-------------------|---------|----------|----------|----------|----------|----------|----------|-----------|------------|-------------|---------------|----------|----------|----------|----------|----------|----------|----------|----------|----------|----------|----------|----------|----------|----------|----------|----------|----------|
|                   |         |          |          | TK       | S        | A        | TFL      | YDS       | SK         | YDS         | QBH           | NO       | YDS      | LG       | TD       | PD       | FF       | FR       | TD       | YDS      | TK       | S        | A        | FF       | FR       | S        | A        |          |
| 2024              | Broncos | 3        | 0        | 4        | 4        | 0        | 2        | 18        | 2.0        | 18.0        | 3             | 0        | 0        | 0        | 0        | 0        | 0        | 0        | 0        | 0        | 0        | 1        | 1        | 0        | 0        | 0        | 0        | 0        |
| <b>NFL TOTALS</b> |         | <b>3</b> | <b>0</b> | <b>4</b> | <b>4</b> | <b>0</b> | <b>2</b> | <b>18</b> | <b>2.0</b> | <b>18.0</b> | <b>3</b>      | <b>0</b> | <b>0</b> | <b>0</b> | <b>0</b> | <b>0</b> | <b>0</b> | <b>0</b> | <b>0</b> | <b>0</b> | <b>0</b> | <b>1</b> | <b>1</b> | <b>0</b> | <b>0</b> | <b>0</b> | <b>0</b> | <b>0</b> |





SINGLE-GAME HIGHS: DEFENSIVE


**Total Tackles** 3 at Tampa Bay Buccaneers, Sep 22, 2024  
 1 at New York Jets, Sep 29, 2024  
**Solo Tackles** 3 at Tampa Bay Buccaneers, Sep 22, 2024  
 1 at New York Jets, Sep 29, 2024  
**Sacks** 2.0 at Tampa Bay Buccaneers, Sep 22, 2024

**Tackles For Loss** 2 at Tampa Bay Buccaneers, Sep 22, 2024  
**Special Teams Tackles** 1 at New York Jets, Sep 29, 2024

2024 GAME-BY-GAME REGULAR-SEASON STATISTICS (BRONCOS)

| DATE               | OPPONENT      | P/S        | TACKLES        |          |          |            |             |          |           | INTERCEPTIONS |          |          |          |          | O. FUMB  |          |          |          | ST       |          |          |          | MISC     |          |          | SCORE    |          |          |          |          |            |       |
|--------------------|---------------|------------|----------------|----------|----------|------------|-------------|----------|-----------|---------------|----------|----------|----------|----------|----------|----------|----------|----------|----------|----------|----------|----------|----------|----------|----------|----------|----------|----------|----------|----------|------------|-------|
|                    |               |            | TK             | S        | A        | SK         | YDS         | TFL      | YDS       | QBH           | NO       | YDS      | LG       | TD       | PD       | FF       | FR       | TD       | YDS      | TK       | S        | A        | FF       | FR       | S        |          | A        | W/L      |          |          |            |       |
| 09/08              | at Seahawks   |            | PRACTICE SQUAD |          |          |            |             |          |           |               |          |          |          |          |          |          |          |          | L        | 20-26    |          |          |          |          |          |          |          |          |          |          |            |       |
| 09/15              | Steelers      |            | PRACTICE SQUAD |          |          |            |             |          |           |               |          |          |          |          |          |          |          |          | L        | 6-13     |          |          |          |          |          |          |          |          |          |          |            |       |
| 09/22              | at Buccaneers | P          | 3              | 3        | 0        | 2.0        | 18.0        | 2        | 18        | 3             | 0        | 0        | 0        | 0        | 0        | 0        | 0        | 0        | 0        | 0        | 0        | 0        | 0        | 0        | 0        | 0        | 0        | 0        | 0        | 0        | W          | 26-7  |
| 09/29              | at Jets       | P          | 1              | 1        | 0        | 0.0        | 0.0         | 0        | 0         | 0             | 0        | 0        | 0        | 0        | 0        | 0        | 0        | 0        | 0        | 0        | 1        | 1        | 0        | 0        | 0        | 0        | 0        | 0        | 0        | 0        | W          | 10-9  |
| 10/06              | Raiders       | P          | 0              | 0        | 0        | 0.0        | 0.0         | 0        | 0         | 0             | 0        | 0        | 0        | 0        | 0        | 0        | 0        | 0        | 0        | 0        | 0        | 0        | 0        | 0        | 0        | 0        | 0        | 0        | 0        | 0        | W          | 34-18 |
| <b>2024 TOTALS</b> |               | <b>3-0</b> | <b>4</b>       | <b>4</b> | <b>0</b> | <b>2.0</b> | <b>18.0</b> | <b>2</b> | <b>18</b> | <b>3</b>      | <b>0</b> | <b>0</b> | <b>0</b> | <b>0</b> | <b>0</b> | <b>0</b> | <b>0</b> | <b>0</b> | <b>0</b> | <b>0</b> | <b>0</b> | <b>0</b> | <b>0</b> | <b>0</b> | <b>0</b> | <b>0</b> | <b>0</b> | <b>0</b> | <b>0</b> | <b>0</b> | <b>3-2</b> |       |





82 TE



**ADAM**  
**TRAUTMAN**

**HEIGHT/WEIGHT:** 6-5 / 253

**COLLEGE:** Dayton

**BIRTHDAY:** Feb. 5, 1997

**BORN:** Williamsburg, Mich.

**NFL EXPERIENCE:** 5th YR

**BRONCOS EXPERIENCE:** 2nd YR

**GP/GS:** 65/45

**ACQUIRED:** T (N.O.)-'23

**AT A GLANCE**

- A fifth-year tight end who has appeared in 65 regular-season games (45 starts) and two postseason games with New Orleans from 2020-22 and Denver from 2023-24, totaling 877 yards on 84 receptions (10.4 avg.) with seven touchdowns in the regular season.
- Played in all 17 games (12 starts) in 2023 with the Broncos, totaling 22 catches for 204 yards (9.3 avg.) with a career-high three touchdowns.
- Appeared in 15 games for the Saints (12 starts) in 2022, totaling 207 yards and one touchdown on 18 receptions (11.5 avg.).
- Started 10-of-13 games played in 2021, totaling career highs in receptions (27), receiving yards (263) while totaling two receiving touchdowns.
- Played in 15 games (6 starts) during his rookie year in 2020, totaling 15 catches for 171 yards (11.4 avg.) with one touchdown and one special-teams tackle.
- Enrolled at Dayton as a quarterback, but soon switched to tight end, where he totaled 178 receptions for 2,295 yards (12.9 avg.) with 31 touchdowns in 44 games (40 starts).
- Was named a team captain and first-team All-PFL, PFL Offensive Player of the Year and first-team All-American as a senior after leading the Flyers with 916 receiving yards on 70 catches (13.1 avg.) with a career-high 14 scores.
- His 70 receptions in a season broke an all-time school record and his 916 yards ranked second among tight ends in a single season at Dayton.
- Attended Elk Rapids (Mich.) High School, where he was named team captain twice, first-team All-Conference twice, All-County twice, All-Region once and Conference Player of the Year once.
- Selected by the Saints in the third round (105th overall) of the 2020 NFL Draft.
- Traded to Denver along with a seventh-round 2023 NFL Draft choice from New Orleans in exchange for a sixth-round 2023 NFL Draft pick on April 29, 2023.

**2023:** Trautman played in all 17 games (12 starts) with the Broncos, totaling 22 catches for 204 yards (9.3 avg.) with a career-high three touchdowns... Made his Broncos debut in the season opener vs. L.V. (9/10), catching a team-high five passes for 34 yards (6.8 avg.)... Produced his first touchdown as a Bronco after catching four passes for 26 yards (6.5 avg.) and bringing in a three-yard touchdown pass from QB Russell Wilson vs. NYJ (10/8)... Caught two passes for 33 yards in the win vs. Min. (11/19)... Caught his second touchdown pass of the season from Wilson during the win vs. Cle. (11/26)... Recorded a new career high for touchdown catches (3) in a single season after totaling two catches for 19 yards (9.5 avg.) with one score at LAC (12/10).

**2022:** Trautman appeared in 15 games for the Saints (12 starts), totaling 207 yards and one touchdown on 18 receptions (11.5 avg.)... Also appeared in 76 special-teams snaps, recovering one fumble... Made three catches for 37 yards (12.3 avg.) vs. Min. (10/2)... Posted his first receiving score of the season along with 32 yards on two receptions (16.0 avg.) vs. Sea. (10/9)... Recovered a special-teams fumble vs. Cin. (10/16)... Made three catches for 12 yards (4.0 avg.) vs. LAR (11/20)... Caught two passes for 28 yards (14.0 avg.) at T.B. (12/5).

**2021:** Trautman started 10-of-13 games played for New Orleans, totaling career highs in receptions (27), receiving yards (263) while also recording two receiving touchdowns... Produced three receptions for 18 yards (6.0 avg.) vs. G.B. (9/12)... Made two catches for 43 yards (21.5 avg.), including a season-high 32-yard catch, at Was. (10/10)... Recorded 36 yards on three catches (12.0 avg.) at Sea. (10/25)... Registered 47 yards on four receptions (11.8 avg.) vs. Atl. (11/7)... Nabbed a career-high five receptions for 32 yards (6.4 avg.) at Ten. (11/14)... Tied his career high of five catches and also set a career high with 58 receiving yards along with his first touchdown of the season at Phi. (11/21)... Caught an 18-yard pass for a touchdown in the final week of the season at Atl. (1/9).

**2020:** Trautman played in 15 games (6 starts) after being drafted in the third round (105th overall) of the 2020 NFL Draft by the Saints... Totaled 15 catches for 171 yards (11.4 avg.) with one touchdown and one special-teams tackle on 154 special-teams snaps... Made his NFL debut vs. T.B. (9/13)... Caught his first career pass for 17 yards at L.V. (9/21)... Started his first career game at Det. (10/4)... Caught three passes for 39 yards (13.0 avg.), including his first career NFL touchdown, and





made his first special-teams tackle at T.B. (11/8)... Made two catches for 45 yards (22.5 avg.) vs. Min. (12/25)... Appeared in his first postseason game vs. Chi. (1/10), catching one pass for four yards (4.0 avg.)... Also played in the Saints' NFC Divisional Game vs. T.B. (1/17).

**COLLEGE:** Trautman first enrolled at Dayton as a quarterback, but switched to tight end in 2016 and developed into one of the top offensive players in NCAA FCS... Appeared in 44 games, totaling 178 receptions for 2,295 yards (12.9 avg.) with 31 touchdowns... Was named a team captain and first-team All-PFL, PFL Offensive Player of the Year and first-team All-American as a senior after leading the team with 916 yards on 70 catches (13.1 avg.) with a career-high 14 scores... His 70 receptions in a season broke an all-time school record and his 916 yards ranked second among tight ends in a single season... Was named second-team All-PFL after starting all 11 games played, totaling 604 yards and nine touchdowns on 41 catches (14.7 avg.) as a junior in 2018... Led the team with 537 total yards in 11 games along with five receiving scores and was named second-team All-PFL during his sophomore year.

**PERSONAL:** Trautman attended Elk Rapids (Mich.) High School, where he was named team captain twice, first-team All-Conference twice, All-County twice, All-Region once and Conference Player of the Year... Holds single-season and career records for passing yards as well as single-season all-purpose yards and touchdown records... Also competed on the basketball team, where he served as team captain and was first-team All-Conference and All-County... Adam Trautman was born on Feb. 5, 1997, in Williamsburg, Mich.

**Transactions**

Signed by New Orleans as a draft choice 7/27/20; Traded to Denver 4/29/23; Re-signed by Denver 3/13/24.

**REGULAR SEASON COMPARISON: RECEIVING - LOS ANGELES CHARGERS**

| DATE          | OPP         | W/L | GP/GS          | REC      | YDS.      | AVG.       | TD       | LG       | TGTS     | YAC       |
|---------------|-------------|-----|----------------|----------|-----------|------------|----------|----------|----------|-----------|
| 12/10/23      | DEN @ LAC   | W   | S              | 2        | 19        | 9.5        | 1        | 10t      | 3        | 8         |
| 12/31/23      | DEN vs. LAC | W   | S              | 1        | 9         | 9.0        | 0        | 9        | 2        | 6         |
| <b>TOTALS</b> |             |     | <b>2/0 2/2</b> | <b>3</b> | <b>28</b> | <b>9.3</b> | <b>1</b> | <b>9</b> | <b>5</b> | <b>14</b> |

Adam Trautman's NFL Regular Season Rushing/Receiving Statistics

| DATE              | TEAM    | RECEIVING |           |           |            |             |           |          | RUSHING  |          |            |          |          |
|-------------------|---------|-----------|-----------|-----------|------------|-------------|-----------|----------|----------|----------|------------|----------|----------|
|                   |         | GP        | GS        | NO.       | YDS.       | AVG.        | LG        | TD       | NO.      | YDS.     | AVG.       | LG       | TD       |
| 2020              | Saints  | 15        | 6         | 15        | 171        | 11.4        | 41        | 1        | 0        | 0        | 0.0        | 0        | 0        |
| 2021              | Saints  | 13        | 10        | 27        | 263        | 9.7         | 32        | 2        | 0        | 0        | 0.0        | 0        | 0        |
| 2022              | Saints  | 15        | 12        | 18        | 207        | 11.5        | 22t       | 1        | 0        | 0        | 0.0        | 0        | 0        |
| 2023              | Broncos | 17        | 12        | 22        | 204        | 9.3         | 24        | 3        | 0        | 0        | 0.0        | 0        | 0        |
| 2024              | Broncos | 5         | 5         | 2         | 32         | 16.0        | 19        | 0        | 0        | 0        | 0.0        | 0        | 0        |
| <b>NFL TOTALS</b> |         | <b>65</b> | <b>45</b> | <b>84</b> | <b>877</b> | <b>10.4</b> | <b>41</b> | <b>7</b> | <b>0</b> | <b>0</b> | <b>0.0</b> | <b>0</b> | <b>0</b> |

Adam Trautman's NFL Postseason Rushing/Receiving Statistics

| DATE              | TEAM   | RECEIVING |          |          |          |            |          |          | RUSHING  |          |            |          |          |
|-------------------|--------|-----------|----------|----------|----------|------------|----------|----------|----------|----------|------------|----------|----------|
|                   |        | GP        | GS       | NO.      | YDS.     | AVG.       | LG       | TD       | NO.      | YDS.     | AVG.       | LG       | TD       |
| 2020              | Saints | 2         | 0        | 1        | 4        | 4.0        | 4        | 0        | 0        | 0        | 0.0        | 0        | 0        |
| <b>NFL TOTALS</b> |        | <b>2</b>  | <b>0</b> | <b>1</b> | <b>4</b> | <b>4.0</b> | <b>4</b> | <b>0</b> | <b>0</b> | <b>0</b> | <b>0.0</b> | <b>0</b> | <b>0</b> |





SINGLE-GAME HIGHS: RUSHING/RECEIVING

|   |   |
|---|---|
| <p><b>Receptions</b> 5 vs. Las Vegas Raiders, Sep 10, 2023<br/>5 at Philadelphia Eagles, Nov 21, 2021<br/>5 at Tennessee Titans, Nov 14, 2021<br/>4 vs. New York Jets, Oct 08, 2023<br/>...1 more at 4.</p> <p><b>Receiving Yards</b> 58 at Philadelphia Eagles, Nov 21, 2021<br/>47 vs. Atlanta Falcons, Nov 07, 2021<br/>45 vs. Minnesota Vikings, Dec 25, 2020<br/>43 at Washington Football Team, Oct 10, 2021<br/>39 at Tampa Bay Buccaneers, Nov 08, 2020</p> <p><b>Receiving Average</b> 13.0 at Tampa Bay Buccaneers, Nov 08, 2020<br/>12.3 vs. Minnesota Vikings, Oct 02, 2022<br/>12.0 at Seattle Seahawks, Oct 25, 2021<br/>11.8 vs. Atlanta Falcons, Nov 07, 2021<br/>11.6 at Philadelphia Eagles, Nov 21, 2021</p> <p><b>Longest Receptions</b> 41 vs. Minnesota Vikings, Dec 25, 2020<br/>32 at Washington Football Team, Oct 10, 2021<br/>29 at Tampa Bay Buccaneers, Nov 08, 2020<br/>25 vs. Atlanta Falcons, Nov 07, 2021<br/>24 at Detroit Lions, Dec 16, 2023</p> <p><b>Receiving TDs</b> 1 at Los Angeles Chargers, Dec 10, 2023<br/>1 vs. Cleveland Browns, Nov 26, 2023<br/>1 vs. New York Jets, Oct 08, 2023<br/>...4 more at 1.</p> | <p><b>All-Purpose Yards</b> 58 at Philadelphia Eagles, Nov 21, 2021<br/>47 vs. Atlanta Falcons, Nov 07, 2021<br/>45 vs. Minnesota Vikings, Dec 25, 2020<br/>43 at Washington Football Team, Oct 10, 2021<br/>39 at Tampa Bay Buccaneers, Nov 08, 2020<br/>1 at Tampa Bay Buccaneers, Nov 08, 2020</p> <p><b>Special Teams Tackles</b> 1 at Los Angeles Chargers, Dec 10, 2023<br/>1 vs. Cleveland Browns, Nov 26, 2023<br/>1 vs. New York Jets, Oct 08, 2023<br/>...4 more at 1.</p> <p><b>Miscellaneous Tackles</b> 1 at Philadelphia Eagles, Nov 21, 2021</p> <p><b>Longest Own Fumble Return</b> 2 at Seattle Seahawks, Sep 08, 2024</p> |
|---|---|

SINGLE-GAME HIGHS - POSTSEASON: RECEIVING

|  |   |
|--|---|
| <b>Receptions</b> 1 vs. Chicago Bears, Jan 10, 2021      | <b>Longest Receptions</b> 4 vs. Chicago Bears, Jan 10, 2021 |
| <b>Receiving Yards</b> 4 vs. Chicago Bears, Jan 10, 2021 | <b>All-Purpose Yards</b> 4 vs. Chicago Bears, Jan 10, 2021  |

2023 GAME-BY-GAME REGULAR-SEASON STATISTICS (BRONCOS)

| DATE               | OPPONENT    | P/S          | RECEIVING |            |            |           |          |          | RUSHING  |            |          |          |            | W/L   | SCO RE |
|--------------------|-------------|--------------|-----------|------------|------------|-----------|----------|----------|----------|------------|----------|----------|------------|-------|--------|
|                    |             |              | NO.       | YDS.       | AVG.       | LG        | TD       | NO.      | YDS.     | AVG.       | LG       | TD       |            |       |        |
| 09/10              | Raiders     | S            | 5         | 34         | 6.8        | 15        | 0        | 0        | 0        | 0.0        | 0        | 0        | L          | 16-17 |        |
| 09/17              | Commanders  | P            | 0         | 0          | 0.0        | 0         | 0        | 0        | 0        | 0.0        | 0        | 0        | L          | 33-35 |        |
| 09/24              | at Dolphins | S            | 0         | 0          | 0.0        | 0         | 0        | 0        | 0        | 0.0        | 0        | 0        | L          | 20-70 |        |
| 10/01              | at Bears    | S            | 0         | 0          | 0.0        | 0         | 0        | 0        | 0        | 0.0        | 0        | 0        | W          | 31-28 |        |
| 10/08              | Jets        | P            | 4         | 26         | 6.5        | 12        | 1        | 0        | 0        | 0.0        | 0        | 0        | L          | 21-31 |        |
| 10/12              | at Chiefs   | S            | 1         | 4          | 4.0        | 4         | 0        | 0        | 0        | 0.0        | 0        | 0        | L          | 8-19  |        |
| 10/22              | Packers     | S            | 1         | 5          | 5.0        | 5         | 0        | 0        | 0        | 0.0        | 0        | 0        | W          | 19-17 |        |
| 10/29              | Chiefs      | S            | 0         | 0          | 0.0        | 0         | 0        | 0        | 0        | 0.0        | 0        | 0        | W          | 24-9  |        |
| 11/13              | at Bills    | S            | 2         | 15         | 7.5        | 9         | 0        | 0        | 0        | 0.0        | 0        | 0        | W          | 24-22 |        |
| 11/19              | Vikings     | S            | 2         | 33         | 16.5       | 19        | 0        | 0        | 0        | 0.0        | 0        | 0        | W          | 21-20 |        |
| 11/26              | Browns      | P            | 1         | 8          | 8.0        | 8t        | 1        | 0        | 0        | 0.0        | 0        | 0        | W          | 29-12 |        |
| 12/03              | at Texans   | P            | 1         | 6          | 6.0        | 6         | 0        | 0        | 0        | 0.0        | 0        | 0        | L          | 17-22 |        |
| 12/10              | at Chargers | S            | 2         | 19         | 9.5        | 10t       | 1        | 0        | 0        | 0.0        | 0        | 0        | W          | 24-7  |        |
| 12/16              | at Lions    | S            | 1         | 24         | 24.0       | 24        | 0        | 0        | 0        | 0.0        | 0        | 0        | L          | 17-42 |        |
| 12/24              | Patriots    | S            | 0         | 0          | 0.0        | 0         | 0        | 0        | 0        | 0.0        | 0        | 0        | L          | 23-26 |        |
| 12/31              | Chargers    | S            | 1         | 9          | 9.0        | 9         | 0        | 0        | 0        | 0.0        | 0        | 0        | W          | 16-9  |        |
| 01/07              | at Raiders  | P            | 1         | 21         | 21.0       | 21        | 0        | 0        | 0        | 0.0        | 0        | 0        | L          | 14-27 |        |
| <b>2023 TOTALS</b> |             | <b>17-12</b> | <b>22</b> | <b>204</b> | <b>9.3</b> | <b>24</b> | <b>3</b> | <b>0</b> | <b>0</b> | <b>0.0</b> | <b>0</b> | <b>0</b> | <b>8-9</b> |       |        |





2024 GAME-BY-GAME REGULAR-SEASON STATISTICS (BRONCOS)

| DATE               | OPPONENT      | P/S        | RECEIVING |           |             |           |          | RUSHING  |          |            |          |          | W/L        | SCORE |
|--------------------|---------------|------------|-----------|-----------|-------------|-----------|----------|----------|----------|------------|----------|----------|------------|-------|
|                    |               |            | NO.       | YDS.      | AVG.        | LG        | TD       | NO.      | YDS.     | AVG.       | LG       | TD       |            |       |
| 09/08              | at Seahawks   | S          | 0         | 0         | 0.0         | 0         | 0        | 0        | 0        | 0.0        | 0        | 0        | L          | 20-26 |
| 09/15              | Steelers      | S          | 0         | 0         | 0.0         | 0         | 0        | 0        | 0        | 0.0        | 0        | 0        | L          | 6-13  |
| 09/22              | at Buccaneers | S          | 1         | 13        | 13.0        | 13        | 0        | 0        | 0        | 0.0        | 0        | 0        | W          | 26-7  |
| 09/29              | at Jets       | S          | 0         | 0         | 0.0         | 0         | 0        | 0        | 0        | 0.0        | 0        | 0        | W          | 10-9  |
| 10/06              | Raiders       | S          | 1         | 19        | 19.0        | 19        | 0        | 0        | 0        | 0.0        | 0        | 0        | W          | 34-18 |
| <b>2024 TOTALS</b> |               | <b>5-5</b> | <b>2</b>  | <b>32</b> | <b>16.0</b> | <b>19</b> | <b>0</b> | <b>0</b> | <b>0</b> | <b>0.0</b> | <b>0</b> | <b>0</b> | <b>3-2</b> |       |

2020 GAME-BY-GAME POSTSEASON STATISTICS (SAINTS)

| DATE               | OPPONENT   | P/S        | RECEIVING |          |            |          |          | RUSHING  |          |            |          |          | W/L        | SCORE |
|--------------------|------------|------------|-----------|----------|------------|----------|----------|----------|----------|------------|----------|----------|------------|-------|
|                    |            |            | NO.       | YDS.     | AVG.       | LG       | TD       | NO.      | YDS.     | AVG.       | LG       | TD       |            |       |
| 01/10              | Bears      | P          | 1         | 4        | 4.0        | 4        | 0        | 0        | 0        | 0.0        | 0        | 0        | W          | 21-9  |
| 01/17              | Buccaneers | P          | 0         | 0        | 0.0        | 0        | 0        | 0        | 0        | 0.0        | 0        | 0        | L          | 20-30 |
| <b>2020 TOTALS</b> |            | <b>2-0</b> | <b>1</b>  | <b>4</b> | <b>4.0</b> | <b>4</b> | <b>0</b> | <b>0</b> | <b>0</b> | <b>0.0</b> | <b>0</b> | <b>0</b> | <b>1-1</b> |       |







96 DL



EYIOMA  
**UWAZURIKE**

HEIGHT/WEIGHT: 6-6 / 320

COLLEGE: Iowa State

BIRTHDAY: May. 6, 1998

BORN: Detroit, Mich.

NFL EXPERIENCE: 2nd YR

BRONCOS EXPERIENCE: 2nd YR

GP/GS: 8/0

ACQUIRED: D4b-'22

AT A GLANCE

- 🐾 A second-year defensive lineman who has appeared in eight games with the Broncos (2022), tallying 17 tackles (11 solo), one pass defended and a blocked field goal attempt.
- 🐾 Recorded 144 tackles (70 solo), 15 sacks (104 yds.), three passes defended, two fumble recoveries and two blocked kicks during his five collegiate seasons (2017-21) at Iowa State University.
- 🐾 Earned first-team All-Big 12 (2021), second-team Academic All-Big 12 (2021) and honorable mention All-Big 12 (2019-20) accolades during his collegiate career.
- 🐾 Started all 13 games played in 2021, posting 42 tackles (16 solo), nine sacks (74 yds.), one pass defended and one blocked kick.
- 🐾 Tallied 27 tackles (16 solo), three sacks (18 yds.), one pass defended and one blocked kick while starting all 12 games played in 2020.
- 🐾 Opened all 13 games played in 2019, recording 32 tackles (19 solo), 1.5 sacks (8 yds.), one pass defended and two fumble recoveries (1 TD).
- 🐾 Started 8-of-9 games played in 2018, collecting 27 tackles (12 solo) and one sack (1 yd.).
- 🐾 Appeared in 13 games during his redshirt freshman season in 2017, totaling 16 tackles (7 solo) and one half sack (3 yds.).
- 🐾 Prepped at Southfield-Lathrup High School in Lathrup Village, Mich., where he was a two-time team defensive MVP, a Detroit Free Press first-team All-North honoree and an Oakland Athletic Association All-Association selection during his tenure.
- 🐾 Selected by the Broncos in the fourth round (116th overall) of the 2022 NFL Draft.

**2023:** Uwazurike spent the entire season on the reserve/suspended list.

**2022:** Uwazurike appeared in eight games after being selected by the Broncos in the fourth round (116th overall) of the 2022 NFL Draft, tallying 17 tackles (11 solo), one pass defended and a blocked field goal attempt... Made his first NFL tackles after posting 3 assisted tackles at L.V. (10/2)... Tallied a career-high five tackles (4 solo) at Car. (11/27)... Recorded his first pass defended along with two tackles (1 solo) vs. Ari. (12/18)... Blocked a field goal attempt by Chiefs K Harrison Butker at the end of the first half at K.C. (1/1)... Made four tackles (3 solo) vs. LAC (1/8).

**COLLEGE:** Uwazurike recorded 144 tackles (70 solo), 15 sacks (104 yds.), three passes defended, two fumble recoveries and two blocked kicks during his five collegiate seasons (2017-21) at Iowa State University... Started all 13 games played during his final collegiate season at Iowa State University, earning first-team All-Big 12 accolades after posting 42 tackles (16 solo), nine sacks (74 yds.), one pass defended and one blocked kick... Ranked fourth in the Big 12 and 30th nationally in sacks (9)... Was an honorable mention All-Big 12 selection for the second consecutive season after starting all 12 games played in 2020, totaling 27 tackles (16 solo), three sacks (18 yds.), one pass defended and one blocked kick... Started all 13 games played in 2019, nabbing 32 tackles (19 solo), 1.5 sacks (8 yds.), one pass defended and two fumble recoveries... Named honorable mention All-Big 12 following the season... Led the team and ranked fifth in the Big 12 in fumble recoveries (2).

**PERSONAL:** Uwazurike attended Southfield-Lathrup High School in Lathrup Village, Mich., where he was named a Detroit Free Press first-team All-North honoree and an Oakland Athletic Association All-Association selection in 2015... Was a two-time team defensive MVP... Tallied 50 tackles, 12 TFL and six sacks as a senior... Majored in communication studies at Iowa State... Eyiyoma Uwazurike (pronounced: EN-yo-MAH OO-waz-zur-EE-kay) was born on May 6, 1998, in Detroit.

Transactions

Signed by Denver as a draft choice 6/23/22.





REGULAR SEASON COMPARISON: DEFENSIVE - LOS ANGELES CHARGERS

| DATE          | OPP         | W/L | GP/GS      | TACKLES    |          |          |          |            |            |          |          |          | MISC     |          |          |          |
|---------------|-------------|-----|------------|------------|----------|----------|----------|------------|------------|----------|----------|----------|----------|----------|----------|----------|
|               |             |     |            | TOT        | SOLO     | ASST     | SACK     | YDS.       | INT        | TFL      | PD       | QBH      | TD       | FF       | FR       |          |
| 1/8/23        | DEN vs. LAC | W   | P          | 4          | 3        | 1        | 0.0      | 0.0        | 0          | 0        | 0        | 0        | 1        | 0        | 0        | 0        |
| <b>TOTALS</b> |             |     | <b>1/0</b> | <b>1/0</b> | <b>4</b> | <b>3</b> | <b>1</b> | <b>0.0</b> | <b>0.0</b> | <b>0</b> | <b>0</b> | <b>0</b> | <b>1</b> | <b>0</b> | <b>0</b> | <b>0</b> |

Eyioma Uwazurike's NFL Regular Season Defensive Statistics

| DATE              | TEAM    | GP       | GS       | TACKLES   |           |          |          |          |            |            |          | INTERCEPTIONS |          |          |          |          | O. FUMB  |          |          |          | ST       |          |          |          | MISC     |          |   |
|-------------------|---------|----------|----------|-----------|-----------|----------|----------|----------|------------|------------|----------|---------------|----------|----------|----------|----------|----------|----------|----------|----------|----------|----------|----------|----------|----------|----------|---|
|                   |         |          |          | TK        | S         | A        | TFL      | YDS      | SK         | YDS        | QBH      | NO            | YDS      | LG       | TD       | PD       | FF       | FR       | TD       | YDS      | TK       | S        | A        | FF       | FR       | S        | A |
| 2022              | Broncos | 8        | 0        | 17        | 11        | 6        | 0        | 0        | 0.0        | 0.0        | 2        | 0             | 0        | 0        | 0        | 1        | 0        | 0        | 0        | 0        | 0        | 0        | 0        | 0        | 0        | 0        | 0 |
| 2023              | Broncos | 0        | 0        | 0         | 0         | 0        | 0        | 0        | 0.0        | 0.0        | 0        | 0             | 0        | 0        | 0        | 0        | 0        | 0        | 0        | 0        | 0        | 0        | 0        | 0        | 0        | 0        |   |
| 2024              | Broncos | 0        | 0        | 0         | 0         | 0        | 0        | 0        | 0.0        | 0.0        | 0        | 0             | 0        | 0        | 0        | 0        | 0        | 0        | 0        | 0        | 0        | 0        | 0        | 0        | 0        | 0        |   |
| <b>NFL TOTALS</b> |         | <b>8</b> | <b>0</b> | <b>17</b> | <b>11</b> | <b>6</b> | <b>0</b> | <b>0</b> | <b>0.0</b> | <b>0.0</b> | <b>2</b> | <b>0</b>      | <b>0</b> | <b>0</b> | <b>0</b> | <b>1</b> | <b>0</b> | <b>0</b> | <b>0</b> | <b>0</b> | <b>0</b> | <b>0</b> | <b>0</b> | <b>0</b> | <b>0</b> | <b>0</b> |   |

2023 GAME-BY-GAME REGULAR-SEASON STATISTICS (BRONCOS)

| DATE               | OPPONENT    | P/S | TACKLES  |          |          |          |          |          |          |          | INTERCEPTIONS |          |          |          |          | O. FUMB  |          |          |          | ST       |          |          |          | MISC     |          | SCORE    |            |       |
|--------------------|-------------|-----|----------|----------|----------|----------|----------|----------|----------|----------|---------------|----------|----------|----------|----------|----------|----------|----------|----------|----------|----------|----------|----------|----------|----------|----------|------------|-------|
|                    |             |     | TK       | S        | A        | SK       | YDS      | TFL      | YDS      | QBH      | NO            | YDS      | LG       | TD       | PD       | FF       | FR       | TD       | YDS      | TK       | S        | A        | FF       | FR       | S        |          | A          | W/L   |
| 09/10              | Raiders     |     |          |          |          |          |          |          |          |          |               |          |          |          |          |          |          |          |          |          |          |          |          |          |          |          | L          | 16-17 |
| 09/17              | Commanders  |     |          |          |          |          |          |          |          |          |               |          |          |          |          |          |          |          |          |          |          |          |          |          |          |          | L          | 33-35 |
| 09/24              | at Dolphins |     |          |          |          |          |          |          |          |          |               |          |          |          |          |          |          |          |          |          |          |          |          |          |          | L        | 20-70      |       |
| 10/01              | at Bears    |     |          |          |          |          |          |          |          |          |               |          |          |          |          |          |          |          |          |          |          |          |          |          |          | W        | 31-28      |       |
| 10/08              | Jets        |     |          |          |          |          |          |          |          |          |               |          |          |          |          |          |          |          |          |          |          |          |          |          |          | L        | 21-31      |       |
| 10/12              | at Chiefs   |     |          |          |          |          |          |          |          |          |               |          |          |          |          |          |          |          |          |          |          |          |          |          |          | L        | 8-19       |       |
| 10/22              | Packers     |     |          |          |          |          |          |          |          |          |               |          |          |          |          |          |          |          |          |          |          |          |          |          |          | W        | 19-17      |       |
| 10/29              | Chiefs      |     |          |          |          |          |          |          |          |          |               |          |          |          |          |          |          |          |          |          |          |          |          |          |          | W        | 24-9       |       |
| 11/13              | at Bills    |     |          |          |          |          |          |          |          |          |               |          |          |          |          |          |          |          |          |          |          |          |          |          |          | W        | 24-22      |       |
| 11/19              | Vikings     |     |          |          |          |          |          |          |          |          |               |          |          |          |          |          |          |          |          |          |          |          |          |          |          | W        | 21-20      |       |
| 11/26              | Browns      |     |          |          |          |          |          |          |          |          |               |          |          |          |          |          |          |          |          |          |          |          |          |          |          | W        | 29-12      |       |
| 12/03              | at Texans   |     |          |          |          |          |          |          |          |          |               |          |          |          |          |          |          |          |          |          |          |          |          |          |          | L        | 17-22      |       |
| 12/10              | at Chargers |     |          |          |          |          |          |          |          |          |               |          |          |          |          |          |          |          |          |          |          |          |          |          |          | W        | 24-7       |       |
| 12/16              | at Lions    |     |          |          |          |          |          |          |          |          |               |          |          |          |          |          |          |          |          |          |          |          |          |          |          | L        | 17-42      |       |
| 12/24              | Patriots    |     |          |          |          |          |          |          |          |          |               |          |          |          |          |          |          |          |          |          |          |          |          |          |          | L        | 23-26      |       |
| 12/31              | Chargers    |     |          |          |          |          |          |          |          |          |               |          |          |          |          |          |          |          |          |          |          |          |          |          |          | W        | 16-9       |       |
| 01/07              | at Raiders  |     |          |          |          |          |          |          |          |          |               |          |          |          |          |          |          |          |          |          |          |          |          |          |          | L        | 14-27      |       |
| <b>2023 TOTALS</b> |             |     | <b>0</b> | <b>0</b> | <b>0</b> | <b>0</b> | <b>0</b> | <b>0</b> | <b>0</b> | <b>0</b> | <b>0</b>      | <b>0</b> | <b>0</b> | <b>0</b> | <b>0</b> | <b>0</b> | <b>0</b> | <b>0</b> | <b>0</b> | <b>0</b> | <b>0</b> | <b>0</b> | <b>0</b> | <b>0</b> | <b>0</b> | <b>0</b> | <b>8-9</b> |       |






2024 GAME-BY-GAME REGULAR-SEASON STATISTICS (BRONCOS)

| DATE               | OPPONENT      | P/S | TACKLES  |          |          |          |          |          |          | INTERCEPTIONS    |          |          |          |          | O. FUMB  |          |          |          | ST       |          |          |          | MISC     |          |          | SCORE      |       |
|--------------------|---------------|-----|----------|----------|----------|----------|----------|----------|----------|------------------|----------|----------|----------|----------|----------|----------|----------|----------|----------|----------|----------|----------|----------|----------|----------|------------|-------|
|                    |               |     | TK       | S        | A        | SK       | YDS      | TFL      | YDS      | QBH              | NO       | YDS      | LG       | TD       | PD       | FF       | FR       | TD       | YDS      | TK       | S        | A        | FF       | FR       | S        |            | A     |
| 09/08              | at Seahawks   |     |          |          |          |          |          |          |          | ON INACTIVE LIST |          |          |          |          |          |          |          |          |          |          |          |          |          |          |          | L          | 20-26 |
| 09/15              | Steelers      |     |          |          |          |          |          |          |          | ON INACTIVE LIST |          |          |          |          |          |          |          |          |          |          |          |          |          |          |          | L          | 6-13  |
| 09/22              | at Buccaneers |     |          |          |          |          |          |          |          | ON INACTIVE LIST |          |          |          |          |          |          |          |          |          |          |          |          |          |          |          | W          | 26-7  |
| 09/29              | at Jets       |     |          |          |          |          |          |          |          | ON INACTIVE LIST |          |          |          |          |          |          |          |          |          |          |          |          |          |          |          | W          | 10-9  |
| 10/06              | Raiders       |     |          |          |          |          |          |          |          | ON INACTIVE LIST |          |          |          |          |          |          |          |          |          |          |          |          |          |          |          | W          | 34-18 |
| <b>2024 TOTALS</b> |               |     | <b>0</b> | <b>0</b> | <b>0</b> | <b>0</b> | <b>0</b> | <b>0</b> | <b>0</b> | <b>0</b>         | <b>0</b> | <b>0</b> | <b>0</b> | <b>0</b> | <b>0</b> | <b>0</b> | <b>0</b> | <b>0</b> | <b>0</b> | <b>0</b> | <b>0</b> | <b>0</b> | <b>0</b> | <b>0</b> | <b>0</b> | <b>3-2</b> |       |





17 WR



DEVAUGHN  
VELE

HEIGHT/WEIGHT: 6-5 / 210

COLLEGE: Utah

BIRTHDAY: Dec. 12, 1997

BORN: San Diego

NFL EXPERIENCE: R

BRONCOS EXPERIENCE: R

GP/GS: 1/0

ACQUIRED: D7a-'24

AT A GLANCE

- 👉 A rookie wide receiver who has appeared in one game with Denver (2024), recording eight receptions for 39 yards (4.9 avg.). Appeared in 47 games (28 starts) over five seasons at the University of Utah (2019-23), recording 123 catches for 1,689 yards (13.7 avg.) with nine touchdowns.
- 👉 Also returned 27 punts for 273 yards (10.1 avg.) and one kickoff for 21 yards at Utah.
- 👉 Led the Utes with 43 receptions for 593 yards (13.8 avg.) with three touchdowns in 2023 in 10 games (9 starts).
- 👉 Was named Pac-12 All-Conference honorable mention in 2022 after starting 12-of-14 games played at Utah and ranking second on the team in receptions (55) and receiving yards (695) with five touchdowns.
- 👉 Joined the Utes originally as a walk-on in 2019 before earning a scholarship in 2020.
- 👉 Prepped at Rancho Bernardo High School in San Diego, winning the 2015 CIF Division III-A state title.
- 👉 Selected by the Broncos in the seventh round (235th overall) of the 2024 NFL Draft.

**2024:** Vele made his NFL debut in Week 1 at Sea. (9/8), catching eight passes for 39 yards (4.9 avg.)... His eight receptions in were tied for the second-most by a Bronco making his NFL debut, behind only former Broncos WR Eddie Royal (9) in 2008 (at Oak., 9/8).

**COLLEGE:** Vele appeared in 47 games (28 starts) over five seasons at the University of Utah (2019-23), recording 123 catches for 1,689 yards (13.7 avg.) with nine touchdowns... Started 9-of-10 games played, recording a team-high 43 receptions for 593 yards (13.8 avg.) with three touchdowns... Also added one kick return for 21 yards and completed 1-of-3 pass attempts for six yards... Recorded a career-high 145 receiving yards on five catches, including a career-long 68-yard reception, at Washington (11/11)... Was named Pac-12 All-Conference honorable mention after starting 12-of-14 games played, ranking second on the team in receptions (55) and receiving yards (695) along with five touchdowns... Also returned 26 punts for 246 yards (9.5 avg.)... Made at least three receptions in 10 of Utah's 14 games... Notched the first 100-yard performance of his career after recording five receptions for 100 yards vs. Penn State in the Rose Bowl Game (1/2).. Appeared in all 14 games, making seven starts... Totaled two special teams tackles... Recorded 23 catches for 289 yards with one touchdown... Recorded two receptions for 33 yards vs. Ohio State in the Rose Bowl Game (1/1)... Earned a scholarship in 2020 and played in all five games during the COVID-19 shortened season... Recorded two catches for 12 yards... Joined the Utes as a walk-on before redshirting the 2019 season... Appeared in four games and made his first career start vs. Colorado (11/30) in the regular-season finale... Recorded one special teams tackle.

**PERSONAL:** Vele attended Rancho Bernardo High School in San Diego, where he was named 2015 Cal-Hi Sports All-State All-Academic first team... Recorded 52 receptions for 980 yards with 11 touchdowns as a senior in 2016... Helped lead Rancho Bernardo to the 2015 CIF Division III-A state title after recording 126 yards with two touchdowns and one interception in the state title game... Devaughn Vele was born on Dec. 12, 1997, in San Diego.

Transactions

Signed by Denver as a draft pick 5/10/24.





Devaughn Vele's NFL Regular Season Rushing/Receiving Statistics

| DATE              | TEAM    | GP       | GS       | RECEIVING |           |            |          |          | RUSHING  |          |            |          |          |
|-------------------|---------|----------|----------|-----------|-----------|------------|----------|----------|----------|----------|------------|----------|----------|
|                   |         |          |          | NO.       | YDS.      | AVG.       | LG       | TD       | NO.      | YDS.     | AVG.       | LG       | TD       |
| 2024              | Broncos | 1        | 0        | 8         | 39        | 4.9        | 9        | 0        | 0        | 0        | 0.0        | 0        | 0        |
| <b>NFL TOTALS</b> |         | <b>1</b> | <b>0</b> | <b>8</b>  | <b>39</b> | <b>4.9</b> | <b>9</b> | <b>0</b> | <b>0</b> | <b>0</b> | <b>0.0</b> | <b>0</b> | <b>0</b> |

Devaughn Vele's NFL Regular Season Return Statistics

| DATE              | TEAM    | KICKOFF RETURNS |          |            |          |          | PUNT RETURNS |          |          |            |          |          |
|-------------------|---------|-----------------|----------|------------|----------|----------|--------------|----------|----------|------------|----------|----------|
|                   |         | RET.            | YDS.     | AVG.       | LG       | TD       | NO.          | FC       | YDS.     | AVG.       | LG       | TD       |
| 2024              | Broncos | 0               | 0        | 0.0        | 0        | 0        | 0            | 0        | 0        | 0.0        | 0        | 0        |
| <b>NFL TOTALS</b> |         | <b>0</b>        | <b>0</b> | <b>0.0</b> | <b>0</b> | <b>0</b> | <b>0</b>     | <b>0</b> | <b>0</b> | <b>0.0</b> | <b>0</b> | <b>0</b> |

SINGLE-GAME HIGHS: RECEIVING

**Receptions** 8 at Seattle Seahawks, Sep 08, 2024  
**Receiving Yards** 39 at Seattle Seahawks, Sep 08, 2024  
**Receiving Average** 4.9 at Seattle Seahawks, Sep 08, 2024


**Longest Receptions** 9 at Seattle Seahawks, Sep 08, 2024  
 7 at Seattle Seahawks, Sep 08, 2024  
 6 at Seattle Seahawks, Sep 08, 2024  
 4 at Seattle Seahawks, Sep 08, 2024  
 4 at Seattle Seahawks, Sep 08, 2024  
 ...1 more at 4.

**All-Purpose Yards** 39 at Seattle Seahawks, Sep 08, 2024  
**Scrimmage Yards** 39 at Seattle Seahawks, Sep 08, 2024

2024 GAME-BY-GAME REGULAR-SEASON STATISTICS (BRONCOS)

| DATE               | OPPONENT      | P/S        | RECEIVING        |           |            |          |          | RUSHING  |          |            |          |          | W/L        | SCORE |
|--------------------|---------------|------------|------------------|-----------|------------|----------|----------|----------|----------|------------|----------|----------|------------|-------|
|                    |               |            | NO.              | YDS.      | AVG.       | LG       | TD       | NO.      | YDS.     | AVG.       | LG       | TD       |            |       |
| 09/08              | at Seahawks   | P          | 8                | 39        | 4.9        | 9        | 0        | 0        | 0        | 0.0        | 0        | 0        | L          | 20-26 |
| 09/15              | Steelers      |            | ON INACTIVE LIST |           |            |          |          |          |          |            |          |          | L          | 6-13  |
| 09/22              | at Buccaneers |            | ON INACTIVE LIST |           |            |          |          |          |          |            |          |          | W          | 26-7  |
| 09/29              | at Jets       |            | ON INACTIVE LIST |           |            |          |          |          |          |            |          |          | W          | 10-9  |
| 10/06              | Raiders       |            | ON INACTIVE LIST |           |            |          |          |          |          |            |          |          | W          | 34-18 |
| <b>2024 TOTALS</b> |               | <b>1-0</b> | <b>8</b>         | <b>39</b> | <b>4.9</b> | <b>9</b> | <b>0</b> | <b>0</b> | <b>0</b> | <b>0.0</b> | <b>0</b> | <b>0</b> | <b>3-2</b> |       |





39 CB



**LEVI WALLACE**

**HEIGHT/WEIGHT:** 6-0 / 179

**COLLEGE:** Alabama

**BIRTHDAY:** Jun. 12, 1995

**BORN:** Tucson, Ariz.

**NFL EXPERIENCE:** 7th YR

**BRONCOS EXPERIENCE:** 1st YR

**GP/GS:** 88/70

**ACQUIRED:** UFA (Pit.)-'24

**AT A GLANCE**

- 👉 A seventh-year cornerback from the University of Alabama who has appeared in 88 career regular-season games (70 starts) and six postseason contests (5 starts) with Buffalo (2018-21), Pittsburgh (2022-23) and Denver (2024).
- 👉 Recorded 309 tackles (238 solo), 12 interceptions (37 yds.), 54 passes defended and one fumble recovery in the regular season.
- 👉 Notched 24 tackles (16 solo), one sack (11 yds.), one interception, one pass defended and one forced fumble in six postseason games.
- 👉 Has totaled the fourth-most interceptions (12) and fifth-most passes defended (54) among all undrafted players since 2018.
- 👉 Started the third-most games (70) among all undrafted cornerbacks in his first six career seasons since 1970.
- 👉 Tallied 38 tackles (32 solo), two interceptions and 11 passes defended in 16 games (9 starts) in 2023 with Pittsburgh.
- 👉 In 2022, played in 15 games (9 starts) in his first season in Pittsburgh and totaled career highs with four interceptions (6 yds.) and 13 passes defended along with 48 tackles (33 solo).
- 👉 Recovered his first career fumble in addition to recording 58 tackles (47 solo), two interceptions (29 yds.) and 10 passes defended in 17 starts in 2021.
- 👉 Started 12 games in 2020 and produced 48 tackles (34 solo), two interceptions and eight passes defended.
- 👉 In 2019, totaled a career-high 76 tackles (66 solo), two interceptions (2 yds.) and nine passes defended in 16 starts.
- 👉 Originally walked on at the University of Alabama (2014-17) and totaled 59 tackles (38 solo), two sacks (18 yds.), three interceptions (66 yds, 1 TD) and 20 passes defended in 25 games (13 starts).
- 👉 Signed by the Broncos as an unrestricted free agent (Pittsburgh) on April 22, 2024.
- 👉 Entered the NFL with Buffalo as a college free agent on May 11, 2018.

**2024:** Wallace has appeared in five games for Denver, recording four tackles (2 solo)... Made his Broncos debut at Sea. (9/8).

**2023:** Wallace tallied 38 tackles (32 solo), two interceptions and 11 passes defended in 16 games (9 starts)... Made five solo tackles vs. Cle. (9/18)... Recorded his first career multi-interception game after totaling two picks, a career-high four passes defended and six tackles (4 solo) at L.V. (9/24)... Broke up two passes and made four solo tackles at Hou. (10/1)... Tallied two passes defended vs. Ten. (11/2)... Registered five solo tackles vs. Cin. (12/23)... Assisted on one tackle in the AFC Wild Card Round at Buf. (1/15).

**2022:** Wallace played in 15 games (9 starts) during his first season in Pittsburgh, totaling career highs with four interceptions (6 yds.) and 13 passes defended along with 48 tackles (33 solo)... Broke up two passes—including one interception—and made three tackles (2 solo) at Buf. (10/9)... Intercepted one pass and recorded three passes defended in addition to making five solo tackles vs. N.O. (11/13)... Tallied four tackles (3 solo), two passes defended and intercepted one pass (3 yds.) for the second consecutive game vs. Cin. (11/20)... Produced five tackles (3 solo) and two passes defended at Ind. (11/28)... Totaled six tackles (3 solo) at Atl. (12/4)... Assisted on one tackle and intercepted one pass (3 yds.) vs. Cle. (1/8).

**2021:** Wallace recovered his first career fumble in addition to recording 58 tackles (47 solo), two interceptions (29 yds.) and 10 passes defended in 17 starts... Also registered 11 tackles (8 solo), one interception and one pass defended in two starts in the postseason... Intercepted one pass and returned it for 14 yards while also defending two passes and making two solo tackles at Mia. (9/19)... Made six tackles (5 solo) at K.C. (10/10)... Broke up one pass and recorded five solo tackles vs. Mia. (10/31)... Recovered one fumble, broke up one pass and made seven tackles (6 solo) at Jac. (11/7)... Made two solo tackles and intercepted one pass (15 yds.) at NYJ (11/14)... Produced four solo tackles and one pass defended vs. Car. (12/19)... Broke up one pass and made five tackles (3 solo) vs. Atl. (1/2)... Tallied five tackles (4 solo) and intercepted his first career pass in the postseason in a win in the AFC Wild Card Round vs. N.E. (1/15)... Totaled six tackles (4 solo)—including one tackle for loss—in the AFC Divisional Round at K.C. (1/23).

**2020:** Wallace started 12 games and produced 48 tackles (34 solo), two interceptions and eight passes defended... Also started all three playoff games, totaling 12 tackles (8 solo), one sack (11 yds.) and one forced fumble... Set a career-high 10 tackles (7 solo) and also broke up one pass at Mia. (9/20)... Intercepted one pass and made nine tackles (6 solo) vs. LAR (9/27)... Totaled seven tackles (3 solo) vs. LAC (11/29)... Tied his career high with 10 tackles (7 solo) at S.F. (12/7)...





Intercepted his second pass of the season and also totaled three passes defended vs. Pit. (12/13)... Started his first career postseason game in the AFC Wild Card Round vs. Ind. (1/9), racking up three solo tackles and forced one fumble... Recorded his first career sack of 11 yards along with six tackles (3 solo) in the AFC Divisional Round vs. Bal. (1/16)... Made three tackles (2 solo) in the AFC Championship Game at K.C. (1/24).

**2019:** Wallace totaled a career-high 76 tackles (66 solo), two interceptions (2 yds.) and nine passes defended in 16 starts... Tallied two passes defended and five tackles (4 solo) in the season opener at NYJ (9/8)... Set a season-high eight solo tackles along with one pass defended at NYG (9/15)... Broke up one pass and made six tackles (4 solo) vs. N.E. (9/29)... Made seven solo tackles and broke up one pass vs. Mia. (10/20)... Tied his season-high eight tackles (7 solo) at Cle. (11/10)... Totaled six tackles (5 solo) and one pass defended at Dal. (11/28)... Recorded his first career interception along with one pass defended and six tackles (5 solo) at Pit. (12/15)... Made his second career interception (2 yds.) and also totaled two solo tackles vs. NYJ (12/29).

**2018:** Wallace appeared in the final seven games of the season after signing with Buffalo as a college free agent... Competed on the Bills' practice squad the first nine games of the season... Finished the season with 37 tackles (24 solo) and three passes defended... Made his NFL debut and first career start at NYJ (11/11), assisting on one tackle and breaking up one pass... Tallied five tackles (4 solo) vs. Jac. (11/25)... Registered one pass defended and six tackles (5 solo) vs. NYJ (12/9)... Made six tackles (3 solo)—including one tackle for loss—vs. Det. (12/16)... Recorded a season-high eight tackles (4 solo) at N.E. (12/23)... Broke up one pass and made seven tackles (6 solo) vs. Mia. (12/30).

**COLLEGE:** Wallace originally walked on at the University of Alabama and played in Tuscaloosa for four seasons (2014-17)... Totaled 59 tackles (38 solo), two sacks (18 yds.), three interceptions (66 yds, 1 TD) and 20 passes defended in 25 games (13 starts) with the Crimson Tide... Was named second-team All-SEC by the Associated Press in 2017 after totaling 48 tackles (31 solo), 4.5 tackles for loss (22yds.), two sacks (18 yds.), three interceptions (66 yds., 1 TD) and 18 passes defended in 14 games (13 starts)... Appeared in 11 contests in 2016, producing 11 tackles (7 solo) and two passes defended.

**PERSONAL:** Wallace played wide receiver and defensive back at Tucson (Ariz.) High School... Also competed in track and field... Levi Wallace was born June 12, 1995 in Tucson, Ariz.

**Transactions**

Signed by Buffalo as a college free agent 5/11/18; Waived by Buffalo 9/1/18; Signed by Buffalo (practice squad) 9/2/18; Signed by Buffalo (active roster) 11/6/18; Re-Signed by Buffalo 4/2/20; Re-signed by Buffalo 3/26/21; Signed by Pittsburgh 3/17/22; Signed by Denver 4/22/24.

**REGULAR SEASON COMPARISON: DEFENSIVE - LOS ANGELES CHARGERS**

| DATE          | OPP         | TACKLES    |            |          |          |          |            |            |          |          |          | MISC     |          |          |          |
|---------------|-------------|------------|------------|----------|----------|----------|------------|------------|----------|----------|----------|----------|----------|----------|----------|
|               |             | W/L        | GP/GS      | TOT      | SOLO     | ASST     | SACK       | YDS.       | INT      | TFL      | PD       | QBH      | TD       | FF       | FR       |
| 11/29/20      | BUF vs. LAC | W          | S          | 7        | 3        | 4        | 0.0        | 0.0        | 0        | 0        | 0        | 0        | 0        | 0        | 0        |
| <b>TOTALS</b> |             | <b>1/0</b> | <b>1/1</b> | <b>7</b> | <b>3</b> | <b>4</b> | <b>0.0</b> | <b>0.0</b> | <b>0</b> | <b>0</b> | <b>0</b> | <b>0</b> | <b>0</b> | <b>0</b> | <b>0</b> |

Levi Wallace's NFL Regular Season Defensive Statistics

| DATE              | TEAM     | GP        | GS        | TACKLES    |            |           |          |           |            | INTERCEPTIONS |          |           |           |           | O. FUMB  |           |          | ST       |          | MISC     |          |          |          |          |          |          |          |
|-------------------|----------|-----------|-----------|------------|------------|-----------|----------|-----------|------------|---------------|----------|-----------|-----------|-----------|----------|-----------|----------|----------|----------|----------|----------|----------|----------|----------|----------|----------|----------|
|                   |          |           |           | TK         | S          | A         | TFL      | YDS       | SK         | YDS           | QBH      | NO        | YDS       | LG        | TD       | PD        | FF       | FR       | TD       | YDS      | TK       | S        | A        | FF       | FR       | S        | A        |
| 2018              | Bills    | 7         | 7         | 37         | 24         | 13        | 1        | 1         | 0.0        | 0.0           | 1        | 0         | 0         | 0         | 0        | 3         | 0        | 0        | 0        | 0        | 0        | 0        | 0        | 0        | 0        | 0        | 0        |
| 2019              | Bills    | 16        | 16        | 76         | 66         | 10        | 4        | 4         | 0.0        | 0.0           | 0        | 2         | 2         | 2         | 0        | 9         | 0        | 0        | 0        | 0        | 0        | 0        | 0        | 0        | 0        | 0        | 0        |
| 2020              | Bills    | 12        | 12        | 48         | 34         | 14        | 1        | 2         | 0.0        | 0.0           | 1        | 2         | 0         | 0         | 0        | 8         | 0        | 0        | 0        | 0        | 0        | 0        | 0        | 0        | 0        | 0        | 0        |
| 2021              | Bills    | 17        | 17        | 58         | 47         | 11        | 1        | 4         | 0.0        | 0.0           | 0        | 2         | 29        | 15        | 0        | 10        | 0        | 1        | 0        | 0        | 0        | 0        | 0        | 0        | 0        | 0        | 0        |
| 2022              | Steelers | 15        | 9         | 48         | 33         | 15        | 0        | 0         | 0.0        | 0.0           | 0        | 4         | 6         | 3         | 0        | 13        | 0        | 0        | 0        | 0        | 0        | 0        | 0        | 0        | 0        | 0        | 0        |
| 2023              | Steelers | 16        | 9         | 38         | 32         | 6         | 0        | 0         | 0.0        | 0.0           | 0        | 2         | 0         | 0         | 0        | 11        | 0        | 0        | 0        | 0        | 0        | 0        | 0        | 0        | 0        | 0        | 0        |
| 2024              | Broncos  | 5         | 0         | 4          | 2          | 2         | 0        | 0         | 0.0        | 0.0           | 0        | 0         | 0         | 0         | 0        | 0         | 0        | 0        | 0        | 0        | 0        | 0        | 0        | 0        | 0        | 0        | 0        |
| <b>NFL TOTALS</b> |          | <b>88</b> | <b>70</b> | <b>309</b> | <b>238</b> | <b>71</b> | <b>7</b> | <b>11</b> | <b>0.0</b> | <b>0.0</b>    | <b>2</b> | <b>12</b> | <b>37</b> | <b>15</b> | <b>0</b> | <b>54</b> | <b>0</b> | <b>1</b> | <b>0</b> | <b>0</b> | <b>0</b> | <b>0</b> | <b>0</b> | <b>0</b> | <b>0</b> | <b>0</b> | <b>0</b> |





Levi Wallace's NFL Postseason Defensive Statistics

| DATE              | TEAM     | GP       | GS       | TACKLES   |           |          |          |           |            |             |          | INTERCEPTIONS |          |          |          |          | O. FUMB  |          |          |          | ST       |          |          |          | MISC     |          |          |          |          |          |   |
|-------------------|----------|----------|----------|-----------|-----------|----------|----------|-----------|------------|-------------|----------|---------------|----------|----------|----------|----------|----------|----------|----------|----------|----------|----------|----------|----------|----------|----------|----------|----------|----------|----------|---|
|                   |          |          |          | TK        | S         | A        | TFL      | YDS       | SK         | YDS         | QBH      | NO            | YDS      | LG       | TD       | PD       | FF       | FR       | TD       | YDS      | TK       | S        | A        | FF       | FR       | S        | A        |          |          |          |   |
| 2019              | Bills    | 0        | 0        | 0         | 0         | 0        | 0        | 0         | 0          | 0.0         | 0.0      | 0             | 0        | 0        | 0        | 0        | 0        | 0        | 0        | 0        | 0        | 0        | 0        | 0        | 0        | 0        | 0        | 0        | 0        | 0        | 0 |
| 2020              | Bills    | 3        | 3        | 12        | 8         | 4        | 2        | 11        | 1.0        | 11.0        | 1        | 0             | 0        | 0        | 0        | 0        | 1        | 0        | 0        | 0        | 0        | 0        | 0        | 0        | 0        | 0        | 0        | 0        | 0        | 0        |   |
| 2021              | Bills    | 2        | 2        | 11        | 8         | 3        | 1        | 2         | 0.0        | 0.0         | 0        | 1             | 0        | 0        | 0        | 1        | 0        | 0        | 0        | 0        | 0        | 0        | 0        | 0        | 0        | 0        | 0        | 0        | 0        | 0        |   |
| 2023              | Steelers | 1        | 0        | 1         | 0         | 1        | 0        | 0         | 0.0        | 0.0         | 0        | 0             | 0        | 0        | 0        | 0        | 0        | 0        | 0        | 0        | 0        | 0        | 0        | 0        | 0        | 0        | 0        | 0        | 0        | 0        |   |
| <b>NFL TOTALS</b> |          | <b>6</b> | <b>5</b> | <b>24</b> | <b>16</b> | <b>8</b> | <b>3</b> | <b>13</b> | <b>1.0</b> | <b>11.0</b> | <b>1</b> | <b>1</b>      | <b>0</b> | <b>0</b> | <b>0</b> | <b>1</b> | <b>1</b> | <b>0</b> | <b>0</b> | <b>0</b> | <b>0</b> | <b>0</b> | <b>0</b> | <b>0</b> | <b>0</b> | <b>0</b> | <b>0</b> | <b>0</b> | <b>0</b> | <b>0</b> |   |

SINGLE-GAME HIGHS: DEFENSIVE

- Total Tackles** 10 at San Francisco 49ers, Dec 07, 2020  
10 at Miami Dolphins, Sep 20, 2020  
9 vs. Los Angeles Rams, Sep 27, 2020  
8 at Cleveland Browns, Nov 10, 2019  
8 at New York Giants, Sep 15, 2019  
...1 more at 8.
- Solo Tackles** 8 at New York Giants, Sep 15, 2019  
7 at San Francisco 49ers, Dec 07, 2020  
7 at Miami Dolphins, Sep 20, 2020  
7 at Cleveland Browns, Nov 10, 2019  
...1 more at 7.
- Passes Defensed** 4 at Las Vegas Raiders, Sep 24, 2023  
3 vs. New Orleans Saints, Nov 13, 2022  
3 vs. Pittsburgh Steelers, Dec 13, 2020  
2 vs. Tennessee Titans, Nov 02, 2023  
2 at Houston Texans, Oct 01, 2023  
...5 more at 2.
- Fumble Recoveries** 1 at Jacksonville Jaguars, Nov 07, 2021
- Tackles For Loss** 1 at Jacksonville Jaguars, Nov 07, 2021  
1 vs. New York Jets, Sep 13, 2020  
1 at New England Patriots, Dec 21, 2019  
...4 more at 1.
- Interceptions** 2 at Las Vegas Raiders, Sep 24, 2023  
1 vs. Cleveland Browns, Jan 08, 2023  
1 vs. Cincinnati Bengals, Nov 20, 2022  
1 vs. New Orleans Saints, Nov 13, 2022  
...7 more at 1.
- Interception Return Yards** 15 at New York Jets, Nov 14, 2021  
14 at Miami Dolphins, Sep 19, 2021  
3 vs. Cleveland Browns, Jan 08, 2023  
3 vs. Cincinnati Bengals, Nov 20, 2022  
2 vs. New York Jets, Dec 29, 2019

SINGLE-GAME HIGHS - POSTSEASON: DEFENSIVE

- Total Tackles** 6 at Kansas City Chiefs, Jan 23, 2022  
6 vs. Baltimore Ravens, Jan 16, 2021  
5 vs. New England Patriots, Jan 15, 2022  
3 at Kansas City Chiefs, Jan 24, 2021  
3 vs. Indianapolis Colts, Jan 09, 2021
- Solo Tackles** 4 at Kansas City Chiefs, Jan 23, 2022  
4 vs. New England Patriots, Jan 15, 2022  
3 vs. Baltimore Ravens, Jan 16, 2021  
3 vs. Indianapolis Colts, Jan 09, 2021  
2 at Kansas City Chiefs, Jan 24, 2021
- Sacks** 1.0 vs. Baltimore Ravens, Jan 16, 2021
- Passes Defensed** 1 vs. New England Patriots, Jan 15, 2022
- Forced Fumbles** 1 vs. Indianapolis Colts, Jan 09, 2021
- Tackles For Loss** 1 at Kansas City Chiefs, Jan 23, 2022  
1 vs. Baltimore Ravens, Jan 16, 2021  
1 vs. Indianapolis Colts, Jan 09, 2021
- Interceptions** 1 vs. New England Patriots, Jan 15, 2022







2023 GAME-BY-GAME REGULAR-SEASON STATISTICS (STEELERS)

| DATE               | OPPONENT    | P/S         | TACKLES          |           |          |          |          |          |          | INTERCEPTIONS |          |          |          | O. FUMB  |           |          |          | ST       |          |          |          | MISC     |          |          | SCORE    |          |             |       |
|--------------------|-------------|-------------|------------------|-----------|----------|----------|----------|----------|----------|---------------|----------|----------|----------|----------|-----------|----------|----------|----------|----------|----------|----------|----------|----------|----------|----------|----------|-------------|-------|
|                    |             |             | TK               | S         | A        | SK       | YDS      | TFL      | YDS      | QBH           | NO       | YDS      | LG       | TD       | PD        | FF       | FR       | TD       | YDS      | TK       | S        | A        | FF       | FR       |          | S        | A           | W/L   |
| 09/10              | 49ers       | S           | 3                | 2         | 1        | 0        | 0        | 0        | 0        | 0             | 0        | 0        | 0        | 0        | 0         | 0        | 0        | 0        | 0        | 0        | 0        | 0        | 0        | 0        | 0        | 0        | L           | 7-30  |
| 09/18              | Browns      | P           | 5                | 5         | 0        | 0        | 0        | 0        | 0        | 0             | 0        | 0        | 0        | 0        | 0         | 0        | 0        | 0        | 0        | 0        | 0        | 0        | 0        | 0        | 0        | 0        | W           | 26-22 |
| 09/24              | at Raiders  | S           | 6                | 4         | 2        | 0        | 0        | 0        | 0        | 0             | 0        | 0        | 0        | 4        | 0         | 0        | 0        | 0        | 0        | 0        | 0        | 0        | 0        | 0        | 0        | 0        | W           | 23-18 |
| 10/01              | at Texans   | S           | 4                | 4         | 0        | 0        | 0        | 0        | 0        | 0             | 0        | 0        | 0        | 2        | 0         | 0        | 0        | 0        | 0        | 0        | 0        | 0        | 0        | 0        | 0        | L        | 6-30        |       |
| 10/08              | Ravens      | S           | 3                | 3         | 0        | 0        | 0        | 0        | 0        | 0             | 0        | 0        | 0        | 1        | 0         | 0        | 0        | 0        | 0        | 0        | 0        | 0        | 0        | 0        | 0        | W        | 17-10       |       |
| 10/22              | at Rams     | S           | 3                | 0         | 3        | 0        | 0        | 0        | 0        | 0             | 0        | 0        | 0        | 0        | 0         | 0        | 0        | 0        | 0        | 0        | 0        | 0        | 0        | 0        | 0        | W        | 24-17       |       |
| 10/29              | Jaguars     |             | ON INACTIVE LIST |           |          |          |          |          |          |               |          |          |          |          |           |          |          |          |          |          |          |          | L        | 10-20    |          |          |             |       |
| 11/02              | Titans      | P           | 0                | 0         | 0        | 0        | 0        | 0        | 0        | 0             | 0        | 0        | 0        | 2        | 0         | 0        | 0        | 0        | 0        | 0        | 0        | 0        | 0        | 0        | 0        | 0        | W           | 20-16 |
| 11/12              | Packers     | P           | 1                | 1         | 0        | 0        | 0        | 0        | 0        | 0             | 0        | 0        | 0        | 0        | 0         | 0        | 0        | 0        | 0        | 0        | 0        | 0        | 0        | 0        | 0        | 0        | W           | 23-19 |
| 11/19              | at Browns   | S           | 0                | 0         | 0        | 0        | 0        | 0        | 0        | 0             | 0        | 0        | 0        | 0        | 0         | 0        | 0        | 0        | 0        | 0        | 0        | 0        | 0        | 0        | 0        | L        | 10-13       |       |
| 11/26              | at Bengals  | P           | 0                | 0         | 0        | 0        | 0        | 0        | 0        | 0             | 0        | 0        | 0        | 1        | 0         | 0        | 0        | 0        | 0        | 0        | 0        | 0        | 0        | 0        | 0        | W        | 16-10       |       |
| 12/03              | Cardinals   | P           | 2                | 2         | 0        | 0        | 0        | 0        | 0        | 0             | 0        | 0        | 0        | 0        | 0         | 0        | 0        | 0        | 0        | 0        | 0        | 0        | 0        | 0        | 0        | L        | 10-24       |       |
| 12/07              | Patriots    | P           | 1                | 1         | 0        | 0        | 0        | 0        | 0        | 0             | 0        | 0        | 0        | 0        | 0         | 0        | 0        | 0        | 0        | 0        | 0        | 0        | 0        | 0        | 0        | L        | 18-21       |       |
| 12/16              | at Colts    | P           | 3                | 3         | 0        | 0        | 0        | 0        | 0        | 0             | 0        | 0        | 0        | 0        | 0         | 0        | 0        | 0        | 0        | 0        | 0        | 0        | 0        | 0        | 0        | L        | 13-30       |       |
| 12/23              | Bengals     | S           | 5                | 5         | 0        | 0        | 0        | 0        | 0        | 0             | 0        | 0        | 0        | 1        | 0         | 0        | 0        | 0        | 0        | 0        | 0        | 0        | 0        | 0        | 0        | W        | 34-11       |       |
| 12/31              | at Seahawks | S           | 1                | 1         | 0        | 0        | 0        | 0        | 0        | 0             | 0        | 0        | 0        | 0        | 0         | 0        | 0        | 0        | 0        | 0        | 0        | 0        | 0        | 0        | 0        | W        | 30-23       |       |
| 01/06              | at Ravens   | S           | 1                | 1         | 0        | 0        | 0        | 0        | 0        | 0             | 0        | 0        | 0        | 0        | 0         | 0        | 0        | 0        | 0        | 0        | 0        | 0        | 0        | 0        | 0        | W        | 17-10       |       |
| <b>2023 TOTALS</b> |             | <b>16-9</b> | <b>38</b>        | <b>32</b> | <b>6</b> | <b>0</b> | <b>0</b> | <b>0</b> | <b>0</b> | <b>0</b>      | <b>2</b> | <b>0</b> | <b>0</b> | <b>0</b> | <b>11</b> | <b>0</b> | <b>0</b> | <b>0</b> | <b>0</b> | <b>0</b> | <b>0</b> | <b>0</b> | <b>0</b> | <b>0</b> | <b>0</b> | <b>0</b> | <b>10-7</b> |       |

2024 GAME-BY-GAME REGULAR-SEASON STATISTICS (BRONCOS)

| DATE               | OPPONENT      | P/S        | TACKLES  |          |          |          |          |          |          | INTERCEPTIONS |          |          |          | O. FUMB  |          |          |          | ST       |          |          |          | MISC     |          |          | SCORE    |          |            |
|--------------------|---------------|------------|----------|----------|----------|----------|----------|----------|----------|---------------|----------|----------|----------|----------|----------|----------|----------|----------|----------|----------|----------|----------|----------|----------|----------|----------|------------|
|                    |               |            | TK       | S        | A        | SK       | YDS      | TFL      | YDS      | QBH           | NO       | YDS      | LG       | TD       | PD       | FF       | FR       | TD       | YDS      | TK       | S        | A        | FF       | FR       |          | S        | A          |
| 09/08              | at Seahawks   | P          | 0        | 0        | 0        | 0        | 0        | 0        | 0        | 0             | 0        | 0        | 0        | 0        | 0        | 0        | 0        | 0        | 0        | 0        | 0        | 0        | 0        | 0        | 0        | L        | 20-26      |
| 09/15              | Steelers      | P          | 1        | 0        | 1        | 0        | 0        | 0        | 0        | 0             | 0        | 0        | 0        | 0        | 0        | 0        | 0        | 0        | 0        | 0        | 0        | 0        | 0        | 0        | 0        | L        | 6-13       |
| 09/22              | at Buccaneers | P          | 0        | 0        | 0        | 0        | 0        | 0        | 0        | 0             | 0        | 0        | 0        | 0        | 0        | 0        | 0        | 0        | 0        | 0        | 0        | 0        | 0        | 0        | 0        | W        | 26-7       |
| 09/29              | at Jets       | P          | 2        | 2        | 0        | 0        | 0        | 0        | 0        | 0             | 0        | 0        | 0        | 0        | 0        | 0        | 0        | 0        | 0        | 0        | 0        | 0        | 0        | 0        | 0        | W        | 10-9       |
| 10/06              | Raiders       | P          | 1        | 0        | 1        | 0        | 0        | 0        | 0        | 0             | 0        | 0        | 0        | 0        | 0        | 0        | 0        | 0        | 0        | 0        | 0        | 0        | 0        | 0        | 0        | W        | 34-18      |
| <b>2024 TOTALS</b> |               | <b>5-0</b> | <b>4</b> | <b>2</b> | <b>2</b> | <b>0</b> | <b>0</b> | <b>0</b> | <b>0</b> | <b>0</b>      | <b>0</b> | <b>0</b> | <b>0</b> | <b>0</b> | <b>0</b> | <b>0</b> | <b>0</b> | <b>0</b> | <b>0</b> | <b>0</b> | <b>0</b> | <b>0</b> | <b>0</b> | <b>0</b> | <b>0</b> | <b>0</b> | <b>3-2</b> |

2019 GAME-BY-GAME POSTSEASON STATISTICS (BILLS)

| DATE               | OPPONENT  | P/S | TACKLES  |          |          |          |          |          |          | INTERCEPTIONS |          |          |          | O. FUMB  |          |          |          | ST       |          |          |          | MISC     |          |          | SCORE    |          |            |
|--------------------|-----------|-----|----------|----------|----------|----------|----------|----------|----------|---------------|----------|----------|----------|----------|----------|----------|----------|----------|----------|----------|----------|----------|----------|----------|----------|----------|------------|
|                    |           |     | TK       | S        | A        | SK       | YDS      | TFL      | YDS      | QBH           | NO       | YDS      | LG       | TD       | PD       | FF       | FR       | TD       | YDS      | TK       | S        | A        | FF       | FR       |          | S        | A          |
| 01/04              | at Texans |     | INACTIVE |          |          |          |          |          |          |               |          |          |          |          |          |          |          |          |          |          |          |          | L        | 19-22    |          |          |            |
| <b>2019 TOTALS</b> |           |     | <b>0</b> | <b>0</b> | <b>0</b> | <b>0</b> | <b>0</b> | <b>0</b> | <b>0</b> | <b>0</b>      | <b>0</b> | <b>0</b> | <b>0</b> | <b>0</b> | <b>0</b> | <b>0</b> | <b>0</b> | <b>0</b> | <b>0</b> | <b>0</b> | <b>0</b> | <b>0</b> | <b>0</b> | <b>0</b> | <b>0</b> | <b>0</b> | <b>0-1</b> |

+ - Overtime

2020 GAME-BY-GAME POSTSEASON STATISTICS (BILLS)

| DATE               | OPPONENT  | P/S        | TACKLES   |          |          |          |          |           |          | INTERCEPTIONS |          |          |          | O. FUMB  |          |          |          | ST       |          |          |          | MISC     |          |          | SCORE    |            |       |       |
|--------------------|-----------|------------|-----------|----------|----------|----------|----------|-----------|----------|---------------|----------|----------|----------|----------|----------|----------|----------|----------|----------|----------|----------|----------|----------|----------|----------|------------|-------|-------|
|                    |           |            | TK        | S        | A        | SK       | YDS      | TFL       | YDS      | QBH           | NO       | YDS      | LG       | TD       | PD       | FF       | FR       | TD       | YDS      | TK       | S        | A        | FF       | FR       |          | S          | A     | W/L   |
| 01/09              | Colts     | S          | 3         | 3        | 0        | 0        | 0        | 0         | 0        | 0             | 0        | 0        | 0        | 0        | 1        | 0        | 0        | 0        | 0        | 0        | 0        | 0        | 0        | 0        | 0        | 0          | W     | 27-24 |
| 01/16              | Ravens    | S          | 6         | 3        | 3        | 1        | 0        | 11        | 1        | 0             | 0        | 0        | 0        | 0        | 0        | 0        | 0        | 0        | 0        | 0        | 0        | 0        | 0        | 0        | 0        | 0          | W     | 17-3  |
| 01/24              | at Chiefs | S          | 3         | 2        | 1        | 0        | 0        | 0         | 0        | 0             | 0        | 0        | 0        | 0        | 0        | 0        | 0        | 0        | 0        | 0        | 0        | 0        | 0        | 0        | 0        | L          | 24-38 |       |
| <b>2020 TOTALS</b> |           | <b>3-3</b> | <b>12</b> | <b>8</b> | <b>4</b> | <b>1</b> | <b>0</b> | <b>11</b> | <b>1</b> | <b>0</b>      | <b>0</b> | <b>0</b> | <b>0</b> | <b>0</b> | <b>1</b> | <b>0</b> | <b>0</b> | <b>0</b> | <b>0</b> | <b>0</b> | <b>0</b> | <b>0</b> | <b>0</b> | <b>0</b> | <b>0</b> | <b>2-1</b> |       |       |





**2021 GAME-BY-GAME POSTSEASON STATISTICS (BILLS)**


| DATE               | OPPONENT  | P/S        | TACKLES   |          |          |            |            |          |          | INTERCEPTIONS |          |          |          |          | O. FUMB  |          |          |          | ST       |          |          | MISC     |          |          | SCORE    |          |          |          |            |       |
|--------------------|-----------|------------|-----------|----------|----------|------------|------------|----------|----------|---------------|----------|----------|----------|----------|----------|----------|----------|----------|----------|----------|----------|----------|----------|----------|----------|----------|----------|----------|------------|-------|
|                    |           |            | TK        | S        | A        | SK         | YDS        | TFL      | YDS      | QBH           | NO       | YDS      | LG       | TD       | PD       | FF       | FR       | TD       | YDS      | TK       | S        | A        | FF       | FR       |          | S        | A        | W/L      |            |       |
| 01/15              | Patriots  | S          | 5         | 4        | 1        | 0.0        | 0.0        | 0        | 0        | 0             | 1        | 0        | 0        | 0        | 1        | 0        | 0        | 0        | 0        | 0        | 0        | 0        | 0        | 0        | 0        | 0        | 0        | 0        | W          | 47-17 |
| 01/23              | at Chiefs | S          | 6         | 4        | 2        | 0.0        | 0.0        | 1        | 2        | 0             | 0        | 0        | 0        | 0        | 0        | 0        | 0        | 0        | 0        | 0        | 0        | 0        | 0        | 0        | 0        | 0        | 0        | L        | 36-42<br>+ |       |
| <b>2021 TOTALS</b> |           | <b>2-2</b> | <b>11</b> | <b>8</b> | <b>3</b> | <b>0.0</b> | <b>0.0</b> | <b>1</b> | <b>2</b> | <b>0</b>      | <b>1</b> | <b>0</b> | <b>0</b> | <b>0</b> | <b>1</b> | <b>0</b> | <b>0</b> | <b>0</b> | <b>0</b> | <b>0</b> | <b>0</b> | <b>0</b> | <b>0</b> | <b>0</b> | <b>0</b> | <b>0</b> | <b>0</b> | <b>0</b> | <b>1-1</b> |       |

+ - Overtime

**2023 GAME-BY-GAME POSTSEASON STATISTICS (STEELERS)**

| DATE               | OPPONENT | P/S        | TACKLES  |          |          |            |            |          |          | INTERCEPTIONS |          |          |          |          | O. FUMB  |          |          |          | ST       |          |          | MISC     |          |          | SCORE    |          |          |            |       |
|--------------------|----------|------------|----------|----------|----------|------------|------------|----------|----------|---------------|----------|----------|----------|----------|----------|----------|----------|----------|----------|----------|----------|----------|----------|----------|----------|----------|----------|------------|-------|
|                    |          |            | TK       | S        | A        | SK         | YDS        | TFL      | YDS      | QBH           | NO       | YDS      | LG       | TD       | PD       | FF       | FR       | TD       | YDS      | TK       | S        | A        | FF       | FR       |          | S        | A        | W/L        |       |
| 01/15              | at Bills | P          | 1        | 0        | 1        | 0.0        | 0.0        | 0        | 0        | 0             | 0        | 0        | 0        | 0        | 0        | 0        | 0        | 0        | 0        | 0        | 0        | 0        | 0        | 0        | 0        | 0        | 0        | L          | 17-31 |
| <b>2023 TOTALS</b> |          | <b>1-0</b> | <b>1</b> | <b>0</b> | <b>1</b> | <b>0.0</b> | <b>0.0</b> | <b>0</b> | <b>0</b> | <b>0</b>      | <b>0</b> | <b>0</b> | <b>0</b> | <b>0</b> | <b>0</b> | <b>0</b> | <b>0</b> | <b>0</b> | <b>0</b> | <b>0</b> | <b>0</b> | <b>0</b> | <b>0</b> | <b>0</b> | <b>0</b> | <b>0</b> | <b>0</b> | <b>0-1</b> |       |





25 RB



**BLAKE**  
**WATSON**

**HEIGHT/WEIGHT:** 5-9 / 195

**COLLEGE:** Memphis

**BIRTHDAY:** Oct. 14, 1999

**BORN:** Queens, N.Y.

**NFL EXPERIENCE:** R

**BRONCOS EXPERIENCE:** R

**GP/GS:** 1/0

**ACQUIRED:** CFA-'24

**AT A GLANCE**

- 👉 *A rookie running back who has appeared in one game with the Broncos (2024). Attended the University of Memphis and appeared in 46 games (35 starts) between the Tigers (2023) and Old Dominion (2018-22).*
- 👉 *In his lone season at Memphis in 2023, named first-team All-AAC after recording 192 carries for 1,152 yards and 14 touchdowns in 13 appearances (11 starts).*
- 👉 *At Old Dominion in 2022, started 11 games, rushing 159 times for 921 yards and five touchdowns, finishing fifth in the Sun Belt with 83.4 rushing yards per game and being named honorable-mention All-Sun Belt.*
- 👉 *Was named honorable-mention All-Conference USA in 2021 after playing in 11 games (10 starts), recording 215 carries for 1,112 yards and eight touchdowns while notching 10 receptions for 55 yards and a score.*
- 👉 *Signed by Denver as a college free agent on May 10, 2024.*

**2023:** In his lone season at Memphis, named first-team All-AAC after recording 192 carries for 1,152 yards and 14 touchdowns in 13 appearances (11 starts)... Also recorded 53 receptions for 480 yards and three touchdowns, one of just two FBS running backs to record 50 or more receptions on the season

**2022:** At Old Dominion, started 11 games, rushing 159 times for 921 yards and five touchdowns, finishing fifth in the Sun Belt with 83.4 rushing yards per game and being named honorable-mention All-Sun Belt... Also caught a single-season ODU running back record 37 passes for 314 yards and two touchdowns

**2021:** Was named honorable-mention All-Conference USA after playing in 11 games (10 starts), recording 215 carries for 1,112 yards and eight touchdowns while notching 10 receptions for 55 yards and a score... Became the second player in program history to record a 1,000-yard rushing season

**2019:** As a redshirt freshman, appeared in 11 games (3 starts), recording 828 all-purpose yards, being named honorable-mention All-Conference USA kick returner and Conference USA All-Freshman Team kick returner... Rushed 25 times for 119 yards and one touchdown and caught 13 passes for 79 yards

**PERSONAL:** Watson attended Green Hope (Cary, N.C.) High School where he lettered in football and track... Earned All-American honors in track... Blake Watson was born on Oct. 14, 1999.

**Transactions**

Signed by Denver as a draft choice 5/10/24.





Blake Watson's NFL Regular Season Rushing/Receiving Statistics

| DATE              | TEAM    | GP       | GS       | RUSHING  |          |            |          |          | RECEIVING |          |          |            |          |          |
|-------------------|---------|----------|----------|----------|----------|------------|----------|----------|-----------|----------|----------|------------|----------|----------|
|                   |         |          |          | NO.      | YDS.     | AVG.       | LG       | TD       | NO.       | YDS.     | AVG.     | LG         | TD       |          |
| 2024              | Broncos | 1        | 0        | 0        | 0        | 0.0        | 0        | 0        | 0         | 0        | 0        | 0.0        | 0        | 0        |
| <b>NFL TOTALS</b> |         | <b>1</b> | <b>0</b> | <b>0</b> | <b>0</b> | <b>0.0</b> | <b>0</b> | <b>0</b> | <b>0</b>  | <b>0</b> | <b>0</b> | <b>0.0</b> | <b>0</b> | <b>0</b> |

Blake Watson's NFL Regular Season Return Statistics

| DATE              | TEAM    | KICKOFF RETURNS |          |            |          |          | PUNT RETURNS |          |          |            |          |          |
|-------------------|---------|-----------------|----------|------------|----------|----------|--------------|----------|----------|------------|----------|----------|
|                   |         | RET.            | YDS.     | AVG.       | LG       | TD       | NO.          | FC       | YDS.     | AVG.       | LG       | TD       |
| 2024              | Broncos | 0               | 0        | 0.0        | 0        | 0        | 0            | 0        | 0        | 0.0        | 0        | 0        |
| <b>NFL TOTALS</b> |         | <b>0</b>        | <b>0</b> | <b>0.0</b> | <b>0</b> | <b>0</b> | <b>0</b>     | <b>0</b> | <b>0</b> | <b>0.0</b> | <b>0</b> | <b>0</b> |

2024 GAME-BY-GAME REGULAR-SEASON STATISTICS (BRONCOS)

| DATE               | OPPONENT      | P/S        | RUSHING          |          |            |          |          | RECEIVING |          |            |          |          | W/L      | SCORE      |       |
|--------------------|---------------|------------|------------------|----------|------------|----------|----------|-----------|----------|------------|----------|----------|----------|------------|-------|
|                    |               |            | NO.              | YDS.     | AVG.       | LG       | TD       | NO.       | YDS.     | AVG.       | LG       | TD       |          |            |       |
| 09/08              | at Seahawks   |            | ON INACTIVE LIST |          |            |          |          |           |          |            |          |          | L        | 20-26      |       |
| 09/15              | Steelers      |            | ON INACTIVE LIST |          |            |          |          |           |          |            |          |          | L        | 6-13       |       |
| 09/22              | at Buccaneers |            | ON INACTIVE LIST |          |            |          |          |           |          |            |          |          | W        | 26-7       |       |
| 09/29              | at Jets       |            | ON INACTIVE LIST |          |            |          |          |           |          |            |          |          | W        | 10-9       |       |
| 10/06              | Raiders       | P          | 0                | 0        | 0.0        | 0        | 0        | 0         | 0        | 0.0        | 0        | 0        | 0        | W          | 34-18 |
| <b>2024 TOTALS</b> |               | <b>1-0</b> | <b>0</b>         | <b>0</b> | <b>0.0</b> | <b>0</b> | <b>0</b> | <b>0</b>  | <b>0</b> | <b>0.0</b> | <b>0</b> | <b>0</b> | <b>0</b> | <b>3-2</b> |       |





60 C



**LUKE**  
**WATTENBERG**

**HEIGHT/WEIGHT:** 6-5 / 300

**COLLEGE:** Washington

**BIRTHDAY:** Sep. 10, 1997

**BORN:** Trabuco Canyon, Calif.

**NFL EXPERIENCE:** 3rd YR

**BRONCOS EXPERIENCE:** 3rd YR

**GP/GS:** 28/6

**ACQUIRED:** D5c-'22

**AT A GLANCE**

- 🐾 A third-year center who appeared in 28 games (5 starts at C, 1 start at LG) with Denver (2022-24).
- 🐾 Played in 16 games in 2023, playing in a total of 38 offensive snaps and 67 special-teams plays.
- 🐾 Started 48-of-54 games played at the University of Washington from 2017-21.
- 🐾 Named All-Pac-12 honorable mention in 2021 after starting all 12 games played at center.
- 🐾 Earned All-Pac-12 honorable mention recognition after starting at center in all four games played in 2020.
- 🐾 Opened all 13 games played at left guard in 2019, helping Washington post a Top-5 Pac-12 ranking in points per game (32.0).
- 🐾 Started all 14 games played in 2018, opening each contest at left guard.
- 🐾 Appeared in 11 games (5 starts) as a redshirt freshman in 2017, earning Academic All-Pac-12 second team honors.
- 🐾 Prepped at JSerra Catholic High School in San Juan Capistrano, Calif., where he was named the Los Angeles Times All-Area first team, Orange County Register All-County first team and Trinity League Co-Lineman of the Year in 2015.
- 🐾 Selected by the Broncos in the fifth round (171st overall) of the 2022 NFL Draft.

**2024:** Wattenberg made his first career start at center in Week 1 at Sea. (9/8).

**2023:** Wattenberg played in 16 games, playing in a total of 38 offensive snaps and 67 special-teams plays.

**2022:** Wattenberg appeared in seven games (1 start at LG) during his rookie season after being selected by the Broncos in the fifth round (171st overall) of the 2022 NFL Draft... Made his first career appearance at Sea. (9/12)... Made his first NFL start at LG vs. K.C. (12/11).

**COLLEGE:** Wattenberg started 48-of-54 games played at the University of Washington (2017-21)... Started all 12 games played at center in 2021, earning All-Pac-12 honorable mention accolades... Named All-Pac-12 honorable mention after starting at center in all four games played in 2020... In 2019, opened all 13 games played at left guard... Started all 14 games played at left guard in 2018.

**PERSONAL:** Wattenberg prepped at JSerra Catholic High School in San Juan Capistrano, Calif., where he was named to the Los Angeles Times All-Area first team and the Orange County Register All-County first team in 2015... Selected as Trinity League Co-Lineman of the Year in 2015... Majored in civil engineering at the University of Washington... Luke Wattenberg was born on Sept. 10, 1997, in Trabuco Canyon, Calif.

**Transactions**

Signed by Denver as a draft choice 5/11/22.

Luke Wattenberg's NFL Regular Season Statistics

| DATE              | TEAM    | GP        | GS       |
|-------------------|---------|-----------|----------|
| 2022              | Broncos | 7         | 1        |
| 2023              | Broncos | 16        | 0        |
| 2024              | Broncos | 5         | 5        |
| <b>NFL TOTALS</b> |         | <b>28</b> | <b>6</b> |





2022 GAME-BY-GAME REGULAR-SEASON STATISTICS (BRONCOS)

| DATE               | OPPONENT    | P/S        |                           | W/L         | SCORE  |
|--------------------|-------------|------------|---------------------------|-------------|--------|
| 09/12              | at Seahawks | P          |                           | L           | 16-17  |
| 09/18              | Texans      |            | DID NOT PLAY (NON-INJURY) | W           | 16-9   |
| 09/25              | 49ers       |            | DID NOT PLAY (NON-INJURY) | W           | 11-10  |
| 10/02              | at Raiders  |            | DID NOT PLAY (NON-INJURY) | L           | 23-32  |
| 10/06              | Colts       |            | DID NOT PLAY (NON-INJURY) | L           | 9-12+  |
| 10/17              | at Chargers | P          |                           | L           | 16-19+ |
| 10/23              | Jets        | P          |                           | L           | 9-16   |
| 10/30              | at Jaguars  | P          |                           | W           | 21-17  |
| 11/13              | at Titans   | P          |                           | L           | 10-17  |
| 11/20              | Raiders     |            | DID NOT PLAY (NON-INJURY) | L           | 16-22+ |
| 11/27              | at Panthers |            | DID NOT PLAY (NON-INJURY) | L           | 10-23  |
| 12/04              | at Ravens   |            | DID NOT PLAY (NON-INJURY) | L           | 9-10   |
| 12/11              | Chiefs      | S          |                           | L           | 28-34  |
| 12/18              | Cardinals   | P          |                           | W           | 24-15  |
| 12/25              | at Rams     |            | DID NOT PLAY (NON-INJURY) | L           | 14-51  |
| 01/01              | at Chiefs   |            | DID NOT PLAY (NON-INJURY) | L           | 24-27  |
| 01/08              | Chargers    |            | DID NOT PLAY (NON-INJURY) | W           | 31-28  |
| <b>2022 TOTALS</b> |             | <b>7-1</b> |                           | <b>5-12</b> |        |

+ - Overtime





57 LB



**KRISTIAN WELCH**

**HEIGHT/WEIGHT:** 6-3 / 240

**COLLEGE:** Iowa

**BIRTHDAY:** May. 24, 1998

**BORN:** Iola, Wis.

**NFL EXPERIENCE:** 5th YR

**BRONCOS EXPERIENCE:** 2nd YR

**GP/GS:** 62/2

**ACQUIRED:** FA-23

**AT A GLANCE**

- A fifth-year inside linebacker that has appeared in 62 games (2 starts) with the Baltimore Ravens (2020-22), Green Bay Packers (2023) and Denver Broncos (2024), totaling 11 defensive tackles (4 solo) and 23 special-teams tackles (13 solo).
- Has played on three teams that have made the postseason (2020, 2022, 2023), seeing action in five games and recording three tackles on special teams.
- Finished third on Green Bay in 2023 with six special teams tackles in 14 games, the second most of his career (2021).
- Saw action in 16 games in 2021 primarily on special teams with the Ravens, where he tied for No. 2 on the team with a career-best nine special teams tackles.
- Appeared in 46 games with 16 starts for Iowa (2016-19), serving as a defensive captain as a senior and earning All-Big Ten honorable mention from the coaches and media.
- Signed by Denver as a free agent on Aug. 29, 2024.
- Originally entered the league in May 2020 as an undrafted free agent with Baltimore.

**2024:** Welch has appeared in five games (2 starts) for Denver, tallying six tackles (3 solo)... Made his Broncos debut and tallied two assisted tackles and one special teams tackle at Sea. (9/8)... Made his first career start and recorded two solo tackles vs. Pit. (9/15).

**2023:** Welch appeared in 14 games, recording six tackles in the kicking game on 210 special-teams snaps... Played in both postseason contests on special teams, recording one tackle... Was signed to the active roster from the practice squad on Sept. 28... Played 20 snaps on special teams in his Green Bay debut vs. Det. (9/28)... Played 18 special teams snaps, recording a career-high-tying two tackles at Pit. (11/12)... Made tackles on back-to-back kickoff returns in the third quarter, taking down Steelers RB Anthony McFarland Jr. with the help of LB Eric Wilson on the first and tackling McFarland again with the help of S Zayne Anderson on the second... At Det. (11/23), appeared on 15 special teams snaps, recording a tackle on kickoff return coverage... Played 18 snaps on special teams, recording one tackle on kickoff coverage at Min. (12/31)... Appeared on nine special teams snaps, recording one tackle on kickoff coverage vs. Chi. (1/7)... Played 14 snaps on special teams in the NFC Wild Card Round at Dal. (1/14), making one tackle on kickoff coverage.

**2022:** Welch appeared primarily on special teams in all 17 regular-season games, recording two tackles and helping Baltimore's special teams rank No. 3 in Football Outsiders' DVOA rating... Also registered a tackle (solo) on defense... Played in the lone postseason contest and recorded a tackle on special teams... Played on 18 special teams snaps and posted a tackle on kickoff coverage vs. Cin. (10/9)... Played on three defensive snaps and registered a tackle (solo). Also saw action on 22 special teams plays and recorded a tackle on punt coverage vs. Cle. (10/23)... Played on 18 special teams snaps and recorded a tackle on a kickoff in the second quarter in the AFC Wild Card Round at Cin. (1/15).

**2021:** Welch saw action in 16 games primarily on special teams, where he tied for No. 2 on the team with nine special teams tackles and helped Baltimore's unit rank No. 1 in Football Outsiders' DVOA rating... Added a career-best four tackles (all assists) on defense... Played 21 special teams snaps and posted a career-high two special teams tackles at Chi. (11/21)... Saw action on a season-high 10 defensive snaps and posted a tackle, helping limit the Browns to a season-low 40 rushing yards vs. Cle (11/28)... Played nine defensive snaps and posted a career-best two tackles (both assists) at Cle. (12/12)... Also saw action on 26 special teams plays and tied his career high with two tackles, limiting WR JoJo Natson to returns of 1 and 6 yards on punts.

**2020:** Welch originally signed by Baltimore as a college free agent on May 6 and played in eight games as a rookie... Primarily on special teams and posted four special teams tackles for a unit that allowed only 5.7 yards per punt return (No. 4 in the NFL) and 21.1 yards per kickoff return (No. 10)... Made his NFL debut and recorded a special teams tackle at Phi. (10/18)... Made his postseason debut at Ten (1/10) in the AFC Wild Card game, seeing action on special teams.

**COLLEGE:** Welch appeared in 46 games with 16 starts, recording 145 tackles (74 solo), 4½ sacks, 10½ tackles for a loss, two interceptions, six passes defensed, two forced fumbles and two fumble recoveries... Was a two-time (2018-19) Academic All-





Big Ten honoree... Graduated with a degree in enterprise leadership... In 2019, served as a defensive captain and started at middle linebacker in all 10 games he played in... Named honorable mention All-Big Ten by the coaches and media... Led the team with 87 tackles (44 solo), adding nine tackles for a loss, three sacks, three passes defended, a forced fumble and a fumble recovery... Played in 12 games with six starts in 2018, posting 49 tackles (26 solo), 1½ sacks, 1½ tackles for a loss, an INT, two passes defended, a forced fumble and a fumble recovery... Recorded a team-high eight tackles (four solo) and a fumble recovery vs. Northern Iowa (Sept. 15), helping a defense that held NIU to just 6 rushing yards... Appeared in 11 games in 2017, recording six tackles (two solo), an INT and a pass defended... Saw action in all 13 games in 2016, posting three tackles (two solo) as a redshirt freshman.

**PERSONAL:** Welch prepped at Iola-Scandinavia (Iola, Wis.) High School, where he played both LB and RB, helping his team reach the state playoffs in three straight years... Rushed 85 times for 1,000 yards (11.8 avg.) and 10 TDs and recorded 75 tackles on defense as a senior, earning all-state and all-region honors... Named first-team all-conference as both an LB and RB in his junior and senior years... Also played on the basketball team, serving as a team captain and earning team MVP honors... A native of Iola, Wisc., Kristian Welch was born May 24, 1998.

REGULAR SEASON COMPARISON: DEFENSIVE - LOS ANGELES CHARGERS

| DATE          | OPP         | W/L        | GP/GS      | TACKLES  |          |          |            |            |          |          | MISC     |          |          |          |          |          |
|---------------|-------------|------------|------------|----------|----------|----------|------------|------------|----------|----------|----------|----------|----------|----------|----------|----------|
|               |             |            |            | TOT      | SOLO     | ASST     | SACK       | YDS.       | INT      | TFL      | PD       | QBH      | TD       | FF       | FR       |          |
| 10/17/21      | BLT vs. LAC | W          | P          | 0        | 0        | 0        | 0.0        | 0.0        | 0        | 0        | 0        | 0        | 0        | 0        | 0        | 0        |
| 11/19/23      | GB vs. LAC  | W          | P          | 0        | 0        | 0        | 0.0        | 0.0        | 0        | 0        | 0        | 0        | 0        | 0        | 0        | 0        |
| <b>TOTALS</b> |             | <b>2/0</b> | <b>2/0</b> | <b>0</b> | <b>0</b> | <b>0</b> | <b>0.0</b> | <b>0.0</b> | <b>0</b> | <b>0</b> | <b>0</b> | <b>0</b> | <b>0</b> | <b>0</b> | <b>0</b> | <b>0</b> |

Kristian Welch's NFL Regular Season Defensive Statistics

| DATE              | TEAM    | GP        | GS       | TACKLES   |          |          |          |          |            |            | INTERCEPTIONS |          |          |          |          | O. FUMB  |          |          |          |          | ST       |          |          |          | MISC      |           |           |          |          |          |          |
|-------------------|---------|-----------|----------|-----------|----------|----------|----------|----------|------------|------------|---------------|----------|----------|----------|----------|----------|----------|----------|----------|----------|----------|----------|----------|----------|-----------|-----------|-----------|----------|----------|----------|----------|
|                   |         |           |          | TK        | S        | A        | TFL      | YDS      | SK         | YDS        | QBH           | NO       | YDS      | LG       | TD       | PD       | FF       | FR       | TD       | YDS      | TK       | S        | A        | FF       | FR        | S         | A         |          |          |          |          |
| 2020              | Ravens  | 10        | 0        | 0         | 0        | 0        | 0        | 0        | 0.0        | 0.0        | 0             | 0        | 0        | 0        | 0        | 0        | 0        | 0        | 0        | 0        | 0        | 0        | 0        | 0        | 5         | 3         | 2         | 0        | 0        | 0        | 0        |
| 2021              | Ravens  | 16        | 0        | 4         | 0        | 4        | 0        | 0        | 0.0        | 0.0        | 0             | 0        | 0        | 0        | 0        | 0        | 0        | 0        | 0        | 0        | 0        | 0        | 0        | 0        | 9         | 3         | 6         | 0        | 0        | 0        | 0        |
| 2022              | Ravens  | 17        | 0        | 1         | 1        | 0        | 0        | 0        | 0.0        | 0.0        | 0             | 0        | 0        | 0        | 0        | 0        | 0        | 0        | 0        | 0        | 0        | 0        | 0        | 0        | 2         | 2         | 0         | 0        | 0        | 0        | 0        |
| 2023              | Packers | 14        | 0        | 0         | 0        | 0        | 0        | 0        | 0.0        | 0.0        | 0             | 0        | 0        | 0        | 0        | 0        | 0        | 0        | 0        | 0        | 0        | 0        | 0        | 0        | 6         | 4         | 2         | 0        | 0        | 0        | 0        |
| 2024              | Broncos | 5         | 2        | 6         | 3        | 3        | 0        | 0        | 0.0        | 0.0        | 0             | 0        | 0        | 0        | 0        | 0        | 0        | 0        | 0        | 0        | 0        | 0        | 0        | 0        | 1         | 1         | 0         | 0        | 0        | 0        | 0        |
| <b>NFL TOTALS</b> |         | <b>62</b> | <b>2</b> | <b>11</b> | <b>4</b> | <b>7</b> | <b>0</b> | <b>0</b> | <b>0.0</b> | <b>0.0</b> | <b>0</b>      | <b>0</b> | <b>0</b> | <b>0</b> | <b>0</b> | <b>0</b> | <b>0</b> | <b>0</b> | <b>0</b> | <b>0</b> | <b>0</b> | <b>0</b> | <b>0</b> | <b>0</b> | <b>23</b> | <b>13</b> | <b>10</b> | <b>0</b> | <b>0</b> | <b>0</b> | <b>0</b> |

Kristian Welch's NFL Postseason Defensive Statistics

| DATE              | TEAM    | GP       | GS       | TACKLES  |          |          |          |          |            |            | INTERCEPTIONS |          |          |          |          | O. FUMB  |          |          |          |          | ST       |          |          |          | MISC     |          |          |          |          |          |          |
|-------------------|---------|----------|----------|----------|----------|----------|----------|----------|------------|------------|---------------|----------|----------|----------|----------|----------|----------|----------|----------|----------|----------|----------|----------|----------|----------|----------|----------|----------|----------|----------|----------|
|                   |         |          |          | TK       | S        | A        | TFL      | YDS      | SK         | YDS        | QBH           | NO       | YDS      | LG       | TD       | PD       | FF       | FR       | TD       | YDS      | TK       | S        | A        | FF       | FR       | S        | A        |          |          |          |          |
| 2020              | Ravens  | 2        | 0        | 0        | 0        | 0        | 0        | 0        | 0.0        | 0.0        | 0             | 0        | 0        | 0        | 0        | 0        | 0        | 0        | 0        | 0        | 0        | 0        | 0        | 0        | 1        | 0        | 1        | 0        | 0        | 0        | 0        |
| 2022              | Ravens  | 1        | 0        | 0        | 0        | 0        | 0        | 0        | 0.0        | 0.0        | 0             | 0        | 0        | 0        | 0        | 0        | 0        | 0        | 0        | 0        | 0        | 0        | 0        | 0        | 1        | 1        | 0        | 0        | 0        | 0        | 0        |
| 2023              | Packers | 2        | 0        | 0        | 0        | 0        | 0        | 0        | 0.0        | 0.0        | 0             | 0        | 0        | 0        | 0        | 0        | 0        | 0        | 0        | 0        | 0        | 0        | 0        | 0        | 1        | 1        | 0        | 0        | 0        | 0        | 0        |
| <b>NFL TOTALS</b> |         | <b>5</b> | <b>0</b> | <b>0</b> | <b>0</b> | <b>0</b> | <b>0</b> | <b>0</b> | <b>0.0</b> | <b>0.0</b> | <b>0</b>      | <b>0</b> | <b>0</b> | <b>0</b> | <b>0</b> | <b>0</b> | <b>0</b> | <b>0</b> | <b>0</b> | <b>0</b> | <b>0</b> | <b>0</b> | <b>0</b> | <b>0</b> | <b>3</b> | <b>2</b> | <b>1</b> | <b>0</b> | <b>0</b> | <b>0</b> | <b>0</b> |







SINGLE-GAME HIGHS: DEFENSIVE

**Total Tackles** 2 at New York Jets, Sep 29, 2024  
 2 vs. Pittsburgh Steelers, Sep 15, 2024  
 2 at Seattle Seahawks, Sep 08, 2024  
 ...1 more at 2.

**Solo Tackles** 2 vs. Pittsburgh Steelers, Sep 15, 2024  
 1 at New York Jets, Sep 29, 2024  
 1 vs. Cleveland Browns, Oct 23, 2022

**Special Teams Tackles** 2 at Pittsburgh Steelers, Nov 12, 2023  
 2 at Cleveland Browns, Dec 12, 2021  
 2 at Chicago Bears, Nov 21, 2021  
 1 vs. Chicago Bears, Jan 07, 2024  
 ...15 more at 1.

SINGLE-GAME HIGHS - POSTSEASON: DEFENSIVE

**Special Teams Tackles** 1 at Buffalo Bills, Jan 16, 2021

2023 GAME-BY-GAME REGULAR-SEASON STATISTICS (PACKERS)

| DATE               | OPPONENT    | P/S         | TACKLES        |          |          |          |          |          | INTERCEPTIONS |          |          |          | O. FUMB  |          |          |          | ST       |          |          | MISC     |          |          | SCO RE   |          |          |          |            |       |
|--------------------|-------------|-------------|----------------|----------|----------|----------|----------|----------|---------------|----------|----------|----------|----------|----------|----------|----------|----------|----------|----------|----------|----------|----------|----------|----------|----------|----------|------------|-------|
|                    |             |             | TK             | S        | A        | SK       | YDS      | TFL      | YDS           | QBH      | NO       | YDS      | LG       | TD       | PD       | FF       | FR       | TD       | YDS      | TK       | S        | A        |          | FF       | FR       | S        | A          | W/L   |
| 09/10              | at Bears    |             | PRACTICE SQUAD |          |          |          |          |          |               |          |          |          |          |          |          |          |          |          |          |          |          |          | W        | 38-20    |          |          |            |       |
| 09/17              | at Falcons  |             | PRACTICE SQUAD |          |          |          |          |          |               |          |          |          |          |          |          |          |          |          |          |          |          |          | L        | 24-25    |          |          |            |       |
| 09/24              | Saints      |             | PRACTICE SQUAD |          |          |          |          |          |               |          |          |          |          |          |          |          |          |          |          |          |          |          | W        | 18-17    |          |          |            |       |
| 09/28              | Lions       | P           | 0              | 0        | 0        | 0        | 0        | 0        | 0             | 0        | 0        | 0        | 0        | 0        | 0        | 0        | 0        | 0        | 0        | 0        | 0        | 0        | 0        | 0        | 0        | 0        | L          | 20-34 |
| 10/09              | at Raiders  | P           | 0              | 0        | 0        | 0        | 0        | 0        | 0             | 0        | 0        | 0        | 0        | 0        | 0        | 0        | 0        | 0        | 0        | 0        | 0        | 0        | 0        | 0        | 0        | 0        | L          | 13-17 |
| 10/22              | at Broncos  | P           | 0              | 0        | 0        | 0        | 0        | 0        | 0             | 0        | 0        | 0        | 0        | 0        | 0        | 0        | 0        | 0        | 0        | 0        | 0        | 0        | 0        | 0        | 0        | 0        | L          | 17-19 |
| 10/29              | Vikings     | P           | 0              | 0        | 0        | 0        | 0        | 0        | 0             | 0        | 0        | 0        | 0        | 0        | 0        | 0        | 0        | 0        | 0        | 0        | 0        | 0        | 0        | 0        | 0        | 0        | L          | 10-24 |
| 11/05              | Rams        | P           | 0              | 0        | 0        | 0        | 0        | 0        | 0             | 0        | 0        | 0        | 0        | 0        | 0        | 0        | 0        | 0        | 0        | 0        | 0        | 0        | 0        | 0        | 0        | 0        | W          | 20-3  |
| 11/12              | at Steelers | P           | 0              | 0        | 0        | 0        | 0        | 0        | 0             | 0        | 0        | 0        | 0        | 0        | 0        | 0        | 0        | 0        | 2        | 1        | 1        | 0        | 0        | 0        | 0        | 0        | L          | 19-23 |
| 11/19              | Chargers    | P           | 0              | 0        | 0        | 0        | 0        | 0        | 0             | 0        | 0        | 0        | 0        | 0        | 0        | 0        | 0        | 0        | 0        | 0        | 0        | 0        | 0        | 0        | 0        | 0        | W          | 23-20 |
| 11/23              | at Lions    | P           | 0              | 0        | 0        | 0        | 0        | 0        | 0             | 0        | 0        | 0        | 0        | 0        | 0        | 0        | 0        | 0        | 1        | 1        | 0        | 0        | 0        | 0        | 0        | 0        | W          | 29-22 |
| 12/03              | Chiefs      | P           | 0              | 0        | 0        | 0        | 0        | 0        | 0             | 0        | 0        | 0        | 0        | 0        | 0        | 0        | 0        | 0        | 1        | 1        | 0        | 0        | 0        | 0        | 0        | 0        | W          | 27-19 |
| 12/11              | at Giants   | P           | 0              | 0        | 0        | 0        | 0        | 0        | 0             | 0        | 0        | 0        | 0        | 0        | 0        | 0        | 0        | 0        | 0        | 0        | 0        | 0        | 0        | 0        | 0        | 0        | L          | 22-24 |
| 12/17              | Buccaneers  | P           | 0              | 0        | 0        | 0        | 0        | 0        | 0             | 0        | 0        | 0        | 0        | 0        | 0        | 0        | 0        | 0        | 0        | 0        | 0        | 0        | 0        | 0        | 0        | 0        | L          | 20-34 |
| 12/24              | at Panthers | P           | 0              | 0        | 0        | 0        | 0        | 0        | 0             | 0        | 0        | 0        | 0        | 0        | 0        | 0        | 0        | 0        | 0        | 0        | 0        | 0        | 0        | 0        | 0        | 0        | W          | 33-30 |
| 12/31              | at Vikings  | P           | 0              | 0        | 0        | 0        | 0        | 0        | 0             | 0        | 0        | 0        | 0        | 0        | 0        | 0        | 0        | 0        | 1        | 0        | 1        | 0        | 0        | 0        | 0        | 0        | W          | 33-10 |
| 01/07              | Bears       | P           | 0              | 0        | 0        | 0        | 0        | 0        | 0             | 0        | 0        | 0        | 0        | 0        | 0        | 0        | 0        | 0        | 1        | 1        | 0        | 0        | 0        | 0        | 0        | 0        | W          | 17-9  |
| <b>2023 TOTALS</b> |             | <b>14-0</b> | <b>0</b>       | <b>0</b> | <b>0</b> | <b>0</b> | <b>0</b> | <b>0</b> | <b>0</b>      | <b>0</b> | <b>0</b> | <b>0</b> | <b>0</b> | <b>0</b> | <b>0</b> | <b>0</b> | <b>0</b> | <b>0</b> | <b>6</b> | <b>4</b> | <b>2</b> | <b>0</b> | <b>0</b> | <b>0</b> | <b>0</b> | <b>0</b> | <b>9-8</b> |       |

2024 GAME-BY-GAME REGULAR-SEASON STATISTICS (BRONCOS)

| DATE               | OPPONENT      | P/S        | TACKLES  |          |          |          |          |          | INTERCEPTIONS |          |          |          | O. FUMB  |          |          |          | ST       |          |          | MISC     |          |          | SCO RE   |          |          |            |   |       |
|--------------------|---------------|------------|----------|----------|----------|----------|----------|----------|---------------|----------|----------|----------|----------|----------|----------|----------|----------|----------|----------|----------|----------|----------|----------|----------|----------|------------|---|-------|
|                    |               |            | TK       | S        | A        | SK       | YDS      | TFL      | YDS           | QBH      | NO       | YDS      | LG       | TD       | PD       | FF       | FR       | TD       | YDS      | TK       | S        | A        |          | FF       | FR       | S          | A | W/L   |
| 09/08              | at Seahawks   | P          | 2        | 0        | 2        | 0        | 0        | 0        | 0             | 0        | 0        | 0        | 0        | 0        | 0        | 0        | 0        | 0        | 1        | 1        | 0        | 0        | 0        | 0        | 0        | 0          | L | 20-26 |
| 09/15              | Steelers      | S          | 2        | 2        | 0        | 0        | 0        | 0        | 0             | 0        | 0        | 0        | 0        | 0        | 0        | 0        | 0        | 0        | 0        | 0        | 0        | 0        | 0        | 0        | 0        | 0          | L | 6-13  |
| 09/22              | at Buccaneers | S          | 0        | 0        | 0        | 0        | 0        | 0        | 0             | 0        | 0        | 0        | 0        | 0        | 0        | 0        | 0        | 0        | 0        | 0        | 0        | 0        | 0        | 0        | 0        | 0          | W | 26-7  |
| 09/29              | at Jets       | P          | 2        | 1        | 1        | 0        | 0        | 0        | 0             | 0        | 0        | 0        | 0        | 0        | 0        | 0        | 0        | 0        | 0        | 0        | 0        | 0        | 0        | 0        | 0        | 0          | W | 10-9  |
| 10/06              | Raiders       | P          | 0        | 0        | 0        | 0        | 0        | 0        | 0             | 0        | 0        | 0        | 0        | 0        | 0        | 0        | 0        | 0        | 0        | 0        | 0        | 0        | 0        | 0        | 0        | 0          | W | 34-18 |
| <b>2024 TOTALS</b> |               | <b>5-2</b> | <b>6</b> | <b>3</b> | <b>3</b> | <b>0</b> | <b>0</b> | <b>0</b> | <b>0</b>      | <b>0</b> | <b>0</b> | <b>0</b> | <b>0</b> | <b>0</b> | <b>0</b> | <b>0</b> | <b>0</b> | <b>0</b> | <b>1</b> | <b>1</b> | <b>0</b> | <b>0</b> | <b>0</b> | <b>0</b> | <b>0</b> | <b>3-2</b> |   |       |





2020 GAME-BY-GAME POSTSEASON STATISTICS (RAVENS)

| DATE               | OPPONENT  | P/S        | TACKLES  |          |          |            |            |          | INTERCEPTIONS |          |          |          |          | O. FUMB  |          |          |          | ST       |          |          | MISC     |          |          | SCORE    |          |            |   |       |
|--------------------|-----------|------------|----------|----------|----------|------------|------------|----------|---------------|----------|----------|----------|----------|----------|----------|----------|----------|----------|----------|----------|----------|----------|----------|----------|----------|------------|---|-------|
|                    |           |            | TK       | S        | A        | SK         | YDS        | TFL      | YDS           | QBH      | NO       | YDS      | LG       | TD       | PD       | FF       | FR       | TD       | YDS      | TK       | S        | A        | FF       |          | FR       | S          | A | W/L   |
| 01/10              | at Titans | P          | 0        | 0        | 0        | 0.0        | 0.0        | 0        | 0             | 0        | 0        | 0        | 0        | 0        | 0        | 0        | 0        | 0        | 0        | 0        | 0        | 0        | 0        | 0        | 0        | 0          | W | 20-13 |
| 01/16              | at Bills  | P          | 0        | 0        | 0        | 0.0        | 0.0        | 0        | 0             | 0        | 0        | 0        | 0        | 0        | 0        | 0        | 0        | 0        | 0        | 0        | 0        | 0        | 0        | 0        | 0        | 0          | L | 3-17  |
| <b>2020 TOTALS</b> |           | <b>2-0</b> | <b>0</b> | <b>0</b> | <b>0</b> | <b>0.0</b> | <b>0.0</b> | <b>0</b> | <b>0</b>      | <b>0</b> | <b>0</b> | <b>0</b> | <b>0</b> | <b>0</b> | <b>0</b> | <b>0</b> | <b>0</b> | <b>0</b> | <b>0</b> | <b>0</b> | <b>0</b> | <b>0</b> | <b>0</b> | <b>0</b> | <b>0</b> | <b>1-1</b> |   |       |


2022 GAME-BY-GAME POSTSEASON STATISTICS (RAVENS)

| DATE               | OPPONENT   | P/S        | TACKLES  |          |          |            |            |          | INTERCEPTIONS |          |          |          |          | O. FUMB  |          |          |          | ST       |          |          | MISC     |          |          | SCORE    |          |            |   |       |
|--------------------|------------|------------|----------|----------|----------|------------|------------|----------|---------------|----------|----------|----------|----------|----------|----------|----------|----------|----------|----------|----------|----------|----------|----------|----------|----------|------------|---|-------|
|                    |            |            | TK       | S        | A        | SK         | YDS        | TFL      | YDS           | QBH      | NO       | YDS      | LG       | TD       | PD       | FF       | FR       | TD       | YDS      | TK       | S        | A        | FF       |          | FR       | S          | A | W/L   |
| 01/15              | at Bengals | P          | 0        | 0        | 0        | 0.0        | 0.0        | 0        | 0             | 0        | 0        | 0        | 0        | 0        | 0        | 0        | 0        | 0        | 0        | 0        | 0        | 0        | 0        | 0        | 0        | 0          | L | 17-24 |
| <b>2022 TOTALS</b> |            | <b>1-0</b> | <b>0</b> | <b>0</b> | <b>0</b> | <b>0.0</b> | <b>0.0</b> | <b>0</b> | <b>0</b>      | <b>0</b> | <b>0</b> | <b>0</b> | <b>0</b> | <b>0</b> | <b>0</b> | <b>0</b> | <b>0</b> | <b>0</b> | <b>0</b> | <b>0</b> | <b>0</b> | <b>0</b> | <b>0</b> | <b>0</b> | <b>0</b> | <b>0-1</b> |   |       |

2023 GAME-BY-GAME POSTSEASON STATISTICS (PACKERS)

| DATE               | OPPONENT   | P/S        | TACKLES  |          |          |            |            |          | INTERCEPTIONS |          |          |          |          | O. FUMB  |          |          |          | ST       |          |          | MISC     |          |          | SCORE    |          |            |       |
|--------------------|------------|------------|----------|----------|----------|------------|------------|----------|---------------|----------|----------|----------|----------|----------|----------|----------|----------|----------|----------|----------|----------|----------|----------|----------|----------|------------|-------|
|                    |            |            | TK       | S        | A        | SK         | YDS        | TFL      | YDS           | QBH      | NO       | YDS      | LG       | TD       | PD       | FF       | FR       | TD       | YDS      | TK       | S        | A        | FF       |          | FR       | S          | A     |
| 01/14              | at Cowboys | P          | 0        | 0        | 0        | 0.0        | 0.0        | 0        | 0             | 0        | 0        | 0        | 0        | 0        | 0        | 0        | 0        | 0        | 0        | 0        | 0        | 0        | 0        | 0        | 0        | W          | 48-32 |
| 01/20              | at 49ers   | P          | 0        | 0        | 0        | 0.0        | 0.0        | 0        | 0             | 0        | 0        | 0        | 0        | 0        | 0        | 0        | 0        | 0        | 0        | 0        | 0        | 0        | 0        | 0        | 0        | L          | 21-24 |
| <b>2023 TOTALS</b> |            | <b>2-0</b> | <b>0</b> | <b>0</b> | <b>0</b> | <b>0.0</b> | <b>0.0</b> | <b>0</b> | <b>0</b>      | <b>0</b> | <b>0</b> | <b>0</b> | <b>0</b> | <b>0</b> | <b>0</b> | <b>0</b> | <b>0</b> | <b>0</b> | <b>0</b> | <b>0</b> | <b>0</b> | <b>0</b> | <b>0</b> | <b>0</b> | <b>0</b> | <b>1-1</b> |       |





33 RB



# JAVONTE WILLIAMS

**HEIGHT/WEIGHT:** 5-10 / 220

**COLLEGE:** North Carolina

**BIRTHDAY:** Apr. 25, 2000

**BORN:** Wallace, N.C.

**NFL EXPERIENCE:** 4th YR

**BRONCOS EXPERIENCE:** 4th YR

**GP/GS:** 42/23

**ACQUIRED:** D2-'21

## AT A GLANCE

- A fourth-year running back from the University of North Carolina who has appeared in 42 games (23 starts), recording 520 rushes for 2,071 yards (4.0 avg.) with seven touchdowns to go along with 123 receptions for 750 yards (6.1 avg.) with five scores and one two-point conversion.
- Appeared in 16 games (13 starts) in 2023, totaling 217 rushes for 774 yards (3.6 avg.) with three touchdowns and also caught a career-high 47 receptions for 228 yards (4.9 avg.) with two touchdowns.
- Played in the first four games of 2022 before being placed on injured reserve (knee) on Oct. 4, totaling 204 rushing yards on 47 attempts (4.3 avg.) and 16 catches for 76 yards (4.8 avg.).
- Concluded the 2021 season ranked among the league's rookie leaders in yards per attempt (4.45-3rd, min. 75 att.), attempts (203-3rd), rushing yards (903-3rd) and rushing TDs (4-T-6th.)
- Tallied 1,219 scrimmage yards in 2021, which marked the seventh-highest total for a Broncos' rookie in team annals.
- Appeared in 35 games (2 starts) during his three seasons at North Carolina (2018-20), rushing 366 times for 2,297 yards (6.3 avg.) with 29 touchdowns in addition to catching 50 passes for 539 yards (10.8 avg.) with four scores.
- Voted as the team's offensive MVP and was named a Maxwell Award (National Player of the Year) and Doak Walker Award (nation's top RB) semifinalist after rushing 157 times for 1,140 yards (7.3 avg.) with 19 scores as a senior.
- Garnered Associated Press All-America second team honors while being chosen to the All-ACC second team in 2020.
- Set the single-season program record with 132 points and 22 total touchdowns (fourth most in the country) in 2020 and tied former Tar Heel RB Don McCauley (1970) for the most rushing scores in a single season (19).
- Accumulated 2,271 rushing yards with 27 touchdowns and 13 receptions for 363 yards and five scores during his senior season at Wallace-Rose Hill High School in Teachey, N.C.
- Selected by the Broncos in the second round (35th overall) of the 2021 NFL Draft.

**2024:** Williams rushed 16 times for 77 yards (4.8 avg.) along with two catches for three yards (1.5 avg.) in the 10-9 win at NYJ (9/29)... Finished the game with 111 total scrimmage yards, including 61 yards on 13 rushes (4.7 avg.) and 50 receiving yards on five catches (10.0 avg.), in the win vs. L.V. (10/6).

**2023:** Williams appeared in 16 games (13 starts), totaling 217 rushes for 774 yards (3.6 avg.) with three touchdowns and also caught a career-high 47 receptions for 228 yards (4.9 avg.) with two touchdowns... Returned from injury in the first game of the season vs. L.V. (9/10), rushing for a team-high 52 yards on 13 attempts (4.0 avg.) and catching four passes for five yards (1.3 avg.)... Rushed 12 times for 44 yards (3.7 avg.) and caught two passes for 14 yards (7.0 avg.) vs. Was. (9/17)... Rushed 10 times for a team-high 52 yards (5.2 avg.) at K.C. (10/12)... Led the team with 15 rushing attempts for 82 yards (5.5 avg.) and also caught three passes for 14 yards (4.7 avg.) in the win vs. G.B. (10/22)... Set a career high with 27 rushing attempts for 85 yards (3.1 avg.) and also caught three passes for 13 yards (4.3 avg.) with one touchdown in the win vs. K.C. (10/29)... Recorded a team-high 65 yards on 18 carries (3.6 avg.) and also caught three passes for six yards (2.0 avg.) in the win vs. Cle. (11/29)... Posted 24 receiving yards on a team-high-tying three catches (8.0 avg.) along with 13 rushes for 46 yards (3.5 avg.) at Hou. (12/3)... Recorded 17 carries for 66 yards (3.9 avg.) and posted his first rushing touchdown of the season in the win at LAC (12/10)... Caught a team-high seven passes for 43 yards (6.1 avg.) and also rushed nine times for 32 yards (3.6 avg.) with one touchdown at L.V. (1/7).

**2022:** Williams played in the first four games of the year before being placed on injured reserve (knee) on Oct. 4, totaling 204 rushing yards on 47 attempts (4.3 avg.) and 16 catches for 76 yards (4.8 avg.)... Tallied 108 yards from scrimmage (43 rush, 65 receiving) in the season opener at Sea. (9/12), marking his fourth game with at least 100 scrimmage yards in his first 18 career games... Posted a season-high 75 yards rushing on 15 carries vs. Hou. (9/18).

**2021:** Williams, who was selected by the Broncos in the second round (35th overall) of the 2021 NFL Draft, appeared in all 17 games (1 start)... Totaled 203 carries for 903 yards (4.4 avg.) with four touchdowns and added 43 receptions for 316 yards (7.3 avg.) with three scores... Concluded the season ranked among the league's rookie leaders in yards per attempt, attempts, rushing yards and rushing touchdowns... Tallied 1,219 scrimmage yards, which marked the seventh-highest total for a





Broncos' rookie in team annals... Made his NFL debut, posting 14 rushes for 45 yards (3.2 avg.) at NYG (9/12)... Totaled 64 yards on 13 rushes (4.9 avg.) at Jac. (9/19)... Recorded first career rushing touchdown on a one-yard rush and added three receptions for 33 yards (11.0 avg.) vs. NYJ (9/26)... Became the first Broncos rookie to rush for a touchdown since former Broncos RB Phillip Lindsay at S.F. (12/8/18)... Collected seven rushes for 48 yards (6.9 avg.), including a 31-yard run vs. Bal. (10/3)... Rushed eight times for 61 yards (7.6 avg.), tallied a career-high 49-yard rush and added 25 receiving yards on three catches (8.3 avg.) at Pit. (10/10)... Led the team with a career-high six catches and notched first career receiving touchdown on a 10-yard, fourth-quarter reception at Cle. (10/21)... Garnered his first career 100-yard rushing effort, recording 17 rushes for a career-high 111 yards (6.5 avg.) at Dal. (11/7)... His performance against Dallas in Week 9 earned him Pepsi Zero Sugar Rookie of the Week honors... Registered one touchdown and had 14 rushes for 54 yards (3.9 avg.) vs. LAC (11/28)... Made his first career start, nabbed his second 100-yard rushing effort of the season and led the team with 102 rushing yards on 23 carries (4.4 avg.) while catching six passes for 76 yards (12.7 avg.) with one receiving touchdown at K.C. (12/5)... Totaled 73 rushing yards and 10 receiving yards to eclipse 1,000 scrimmage yards on the season, and added two touchdowns (1 rushing, 1 receiving) vs. Det. (12/12)... Notched his fourth rushing touchdown of the season at L.V. (12/26).

**COLLEGE:** Williams appeared in 35 games (2 starts) over three seasons (2018-20) at North Carolina, rushing 366 times for 2,297 yards (6.3 avg.) with 29 touchdowns in addition to catching 50 passes for 539 yards (10.8 avg.) with four scores... Appeared in 11 games (1 start) during his junior season in 2020, totaling 157 rushes for 1,140 yards (7.3 avg.) with 19 touchdowns in addition to catching 25 passes for 305 yards (12.2 avg.) with three scores... Voted as the team's offensive MVP and was named a Maxwell Award (National Player of the Year) and Doak Walker Award (nation's top RB) semifinalist... Garnered Associated Press All-America second team honors while being chosen to be the All-ACC second team... Set the single-season program record with 132 points and 22 total touchdowns (fourth most in the country) and tied former Tar Heel RB Don McCauley (1970) for the most rushing scores in a single campaign (19)... Tied career high with four three-touchdown games on the ground and had a four-score performance (3 rush, 1 receiving) at Duke (11/7)... Rushed for 100 yards or more six times and had one 200-yard output on the ground... Saw action in all 13 games (1 start) in 2019, totaling 166 attempts for 933 yards (5.6 avg.) with five touchdowns in addition to catching 17 passes for 176 yards (10.4 avg.) and one receiving score... Collected first touchdown of the season and added 76 yards on 10 carries (7.6 avg.) vs. Miami (9/7)... Rushed 20 times for a season-high 144 yards (7.2 avg.) with one touchdown at Georgia Tech (10/5)... Scored three touchdowns (2 rush, 1 receiving) and had 100 all-purpose yards at N.C. State (11/30)... Rushed for 85 yards on 14 carries vs. Temple (12/27) in the Military Bowl... Appeared in all 11 games as a true freshman in 2017, recording 43 rushes for 224 yards (5.2 avg.) with five touchdowns and eight receptions for 58 yards (7.3 avg.)... Garnered his first career rushing touchdown at Duke (11/10)... Set career-high with three rushing scores and posted season highs in rushes (17) and rushing yards (93) vs. Western Carolina (11/17).

**PERSONAL:** Williams attended Wallace-Rose Hill High School in Teachey, N.C., where he graduated with a 4.6 GPA and was named the valedictorian of his senior class... Finished his senior season with 2,271 rushing yards and 27 touchdowns while posting 363 receiving yards and five scores... Led his team to its fourth-straight state title as a senior and won a track and field state title in the 4x100 meter relay in 2016... Javonte (pronounced: JUH-von-TAY) Williams was born on April 25, 2000, in Wallace, N.C.

**MOST RUSHING YARDS BY NFL ROOKIES, 2021**

| Player                  | Tm.         | Drft. Rd. | Yds.       | G/GS        | Att.       | Y/A        | TDs      |
|-------------------------|-------------|-----------|------------|-------------|------------|------------|----------|
| Najee Harris            | Pit.        | 1         | 1,200      | 17/17       | 307        | 3.9        | 7        |
| Elijah Mitchell         | S.F.        | 6         | 963        | 11/10       | 207        | 4.7        | 5        |
| <b>Javonte Williams</b> | <b>Den.</b> | <b>2</b>  | <b>903</b> | <b>17/1</b> | <b>203</b> | <b>4.5</b> | <b>4</b> |
| Michael Carter          | NYJ         | 4         | 639        | 14/11       | 147        | 4.4        | 4        |
| Chuba Hubbard           | Car.        | 4         | 612        | 17/10       | 172        | 3.6        | 5        |

**MOST SCRIMMAGE YARDS BY A BRONCOS ROOKIE**

| Player                  | Year        | Yards        |
|-------------------------|-------------|--------------|
| Clinton Portis          | 2002        | 1,872        |
| Mike Anderson           | 2000        | 1,656        |
| Terrell Davis           | 1995        | 1,484        |
| Olandis Gary            | 1999        | 1,318        |
| Bobby Huymphrey         | 1989        | 1,307        |
| Phillip Lindsay         | 2018        | 1,278        |
| <b>Javonte Williams</b> | <b>2021</b> | <b>1,219</b> |

**Transactions**

Signed by Denver as a draft pick 7/24/21.





REGULAR SEASON COMPARISON: RECEIVING - LOS ANGELES CHARGERS

| DATE          | OPP         | W/L | GP/GS          | REC       | YDS.       | AVG.        | TD       | LG        | TGTS      | YAC        |
|---------------|-------------|-----|----------------|-----------|------------|-------------|----------|-----------|-----------|------------|
| 11/28/21      | DEN vs. LAC | W   | P              | 3         | 57         | 19.0        | 0        | 42        | 4         | 64         |
| 1/2/22        | DEN @ LAC   | L   | P              | 1         | 2          | 2.0         | 0        | 2         | 1         | 4          |
| 12/10/23      | DEN @ LAC   | W   | S              | 3         | 25         | 8.3         | 0        | 14        | 4         | 35         |
| 12/31/23      | DEN vs. LAC | W   | P              | 3         | 17         | 5.7         | 0        | 9         | 3         | 24         |
| <b>TOTALS</b> |             |     | <b>3/1 4/1</b> | <b>10</b> | <b>101</b> | <b>10.1</b> | <b>0</b> | <b>42</b> | <b>12</b> | <b>127</b> |

Javonte Williams' NFL Regular Season Rushing/Receiving Statistics

| DATE              | TEAM    | RUSHING   |           |            |              |            |           |          | RECEIVING  |            |            |           |          |
|-------------------|---------|-----------|-----------|------------|--------------|------------|-----------|----------|------------|------------|------------|-----------|----------|
|                   |         | GP        | GS        | NO.        | YDS.         | AVG.       | LG        | TD       | NO.        | YDS.       | AVG.       | LG        | TD       |
| 2021              | Broncos | 17        | 1         | 203        | 903          | 4.4        | 49        | 4        | 43         | 316        | 7.3        | 42        | 3        |
| 2022              | Broncos | 4         | 4         | 47         | 204          | 4.3        | 17        | 0        | 16         | 76         | 4.8        | 13        | 0        |
| 2023              | Broncos | 16        | 13        | 217        | 774          | 3.6        | 21        | 3        | 47         | 228        | 4.9        | 18        | 2        |
| 2024              | Broncos | 5         | 5         | 53         | 190          | 3.6        | 17        | 0        | 17         | 130        | 7.6        | 26        | 0        |
| <b>NFL TOTALS</b> |         | <b>42</b> | <b>23</b> | <b>520</b> | <b>2,071</b> | <b>4.0</b> | <b>49</b> | <b>7</b> | <b>123</b> | <b>750</b> | <b>6.1</b> | <b>42</b> | <b>5</b> |





SINGLE-GAME HIGHS: RUSHING/RECEIVING

**Rush Attempts** 27 vs. Kansas City Chiefs, Oct 29, 2023  
 23 at Kansas City Chiefs, Dec 05, 2021  
 21 at Buffalo Bills, Nov 13, 2023  
 18 vs. Cleveland Browns, Nov 26, 2023  
 17 at Los Angeles Chargers, Dec 10, 2023  
 ...1 more at 17.

**Rushing Yards** 111 at Dallas Cowboys, Nov 07, 2021  
 102 at Kansas City Chiefs, Dec 05, 2021  
 85 vs. Kansas City Chiefs, Oct 29, 2023  
 82 vs. Green Bay Packers, Oct 22, 2023  
 79 at Buffalo Bills, Nov 13, 2023

**Rushing Average** 7.6 at Pittsburgh Steelers, Oct 10, 2021  
 6.9 vs. Baltimore Ravens, Oct 03, 2021  
 6.5 at Dallas Cowboys, Nov 07, 2021  
 6.1 at Seattle Seahawks, Sep 12, 2022  
 6.0 vs. Philadelphia Eagles, Nov 14, 2021

**Longest Runs** 49 at Pittsburgh Steelers, Oct 10, 2021  
 31 vs. Baltimore Ravens, Oct 03, 2021  
 30 at Dallas Cowboys, Nov 07, 2021  
 30 vs. Las Vegas Raiders, Oct 17, 2021  
 21 vs. Green Bay Packers, Oct 22, 2023

**Rushing TDs** 1 at Las Vegas Raiders, Dec 26, 2021  
 1 vs. Detroit Lions, Dec 12, 2021  
 1 vs. Los Angeles Chargers, Nov 28, 2021  
 ...1 more at 1.

**Receptions** 11 at Seattle Seahawks, Sep 12, 2022  
 7 at Las Vegas Raiders, Jan 07, 2024  
 6 at Kansas City Chiefs, Dec 05, 2021  
 6 at Cleveland Browns, Oct 21, 2021  
 5 vs. Las Vegas Raiders, Oct 06, 2024  
 ...1 more at 5.

**Receiving Yards** 76 at Kansas City Chiefs, Dec 05, 2021  
 65 at Seattle Seahawks, Sep 12, 2022  
 57 vs. Los Angeles Chargers, Nov 28, 2021  
 50 vs. Las Vegas Raiders, Oct 06, 2024  
 48 vs. Pittsburgh Steelers, Sep 15, 2024

**Receiving Average** 19.0 vs. Los Angeles Chargers, Nov 28, 2021  
 12.7 at Kansas City Chiefs, Dec 05, 2021  
 11.0 vs. New York Jets, Sep 26, 2021  
 10.0 vs. Las Vegas Raiders, Oct 06, 2024  
 9.6 vs. Pittsburgh Steelers, Sep 15, 2024

**Longest Receptions** 42 vs. Los Angeles Chargers, Nov 28, 2021  
 34 at Kansas City Chiefs, Dec 05, 2021  
 26 vs. Las Vegas Raiders, Oct 06, 2024  
 18 at Buffalo Bills, Nov 13, 2023  
 17 at Miami Dolphins, Sep 24, 2023  
 ...1 more at 17.

**Receiving TDs** 1 vs. Detroit Lions, Dec 12, 2021  
 1 at Kansas City Chiefs, Dec 05, 2021  
 1 at Cleveland Browns, Oct 21, 2021

**All-Purpose Yards** 178 at Kansas City Chiefs, Dec 05, 2021  
 111 vs. Las Vegas Raiders, Oct 06, 2024  
 111 vs. Los Angeles Chargers, Nov 28, 2021  
 111 at Dallas Cowboys, Nov 07, 2021  
 110 at Buffalo Bills, Nov 13, 2023

**Most TDs** 2 vs. Detroit Lions, Dec 12, 2021  
 1 at Las Vegas Raiders, Dec 26, 2021  
 1 at Kansas City Chiefs, Dec 05, 2021  
 1 vs. Los Angeles Chargers, Nov 28, 2021  
 ...2 more at 1.

**Miscellaneous Tackles** 1 vs. Las Vegas Raiders, Oct 17, 2021

**Scrimmage Yards** 178 at Kansas City Chiefs, Dec 05, 2021  
 111 vs. Las Vegas Raiders, Oct 06, 2024  
 111 vs. Los Angeles Chargers, Nov 28, 2021  
 111 at Dallas Cowboys, Nov 07, 2021  
 110 at Buffalo Bills, Nov 13, 2023

100-YARD RUSHING GAMES (2): REGULAR SEASON

| DATE     | TEAM       | ATT. | YDS. | AVG. | LG | TD |
|----------|------------|------|------|------|----|----|
| 11/07/21 | at Cowboys | 17   | 111  | 6.5  | 30 | 0  |
| 12/05/21 | at Chiefs  | 23   | 102  | 4.4  | 14 | 0  |






2023 GAME-BY-GAME REGULAR-SEASON STATISTICS (BRONCOS)

| DATE               | OPPONENT    | P/S          | RUSHING          |            |            |           |          | RECEIVING |            |            |           |          | W/L        | SCORE |
|--------------------|-------------|--------------|------------------|------------|------------|-----------|----------|-----------|------------|------------|-----------|----------|------------|-------|
|                    |             |              | NO.              | YDS.       | AVG.       | LG        | TD       | NO.       | YDS.       | AVG.       | LG        | TD       |            |       |
| 09/10              | Raiders     | S            | 13               | 52         | 4.0        | 11        | 0        | 4         | 5          | 1.3        | 7         | 0        | L          | 16-17 |
| 09/17              | Commanders  | S            | 12               | 44         | 3.7        | 15        | 0        | 2         | 14         | 7.0        | 9         | 0        | L          | 33-35 |
| 09/24              | at Dolphins | S            | 11               | 42         | 3.8        | 16        | 0        | 2         | 23         | 11.5       | 17        | 0        | L          | 20-70 |
| 10/01              | at Bears    | S            | 2                | 0          | 0.0        | 1         | 0        | 3         | 9          | 3.0        | 4         | 0        | W          | 31-28 |
| 10/08              | Jets        |              | ON INACTIVE LIST |            |            |           |          |           |            |            |           |          | L          | 21-31 |
| 10/12              | at Chiefs   | P            | 10               | 52         | 5.2        | 18        | 0        | 0         | 0          | 0.0        | 0         | 0        | L          | 8-19  |
| 10/22              | Packers     | S            | 15               | 82         | 5.5        | 21        | 0        | 3         | 14         | 4.7        | 7         | 0        | W          | 19-17 |
| 10/29              | Chiefs      | S            | 27               | 85         | 3.1        | 15        | 0        | 3         | 13         | 4.3        | 14        | 1        | W          | 24-9  |
| 11/13              | at Bills    | S            | 21               | 79         | 3.8        | 11        | 0        | 4         | 31         | 7.8        | 18        | 1        | W          | 24-22 |
| 11/19              | Vikings     | S            | 11               | 37         | 3.4        | 15        | 0        | 2         | 16         | 8.0        | 13        | 0        | W          | 21-20 |
| 11/26              | Browns      | S            | 18               | 65         | 3.6        | 15        | 0        | 3         | 6          | 2.0        | 4         | 0        | W          | 29-12 |
| 12/03              | at Texans   | S            | 13               | 46         | 3.5        | 16        | 0        | 3         | 24         | 8.0        | 15        | 0        | L          | 17-22 |
| 12/10              | at Chargers | S            | 17               | 66         | 3.9        | 20        | 1        | 3         | 25         | 8.3        | 14        | 0        | W          | 24-7  |
| 12/16              | at Lions    | P            | 12               | 27         | 2.3        | 8         | 0        | 2         | -7         | -3.5       | -2        | 0        | L          | 17-42 |
| 12/24              | Patriots    | S            | 11               | 24         | 2.2        | 9         | 1        | 3         | -5         | -1.7       | -1        | 0        | L          | 23-26 |
| 12/31              | Chargers    | P            | 15               | 41         | 2.7        | 16        | 0        | 3         | 17         | 5.7        | 9         | 0        | W          | 16-9  |
| 01/07              | at Raiders  | S            | 9                | 32         | 3.6        | 11        | 1        | 7         | 43         | 6.1        | 12        | 0        | L          | 14-27 |
| <b>2023 TOTALS</b> |             | <b>16-13</b> | <b>217</b>       | <b>774</b> | <b>3.6</b> | <b>21</b> | <b>3</b> | <b>47</b> | <b>228</b> | <b>4.9</b> | <b>18</b> | <b>2</b> | <b>8-9</b> |       |

2024 GAME-BY-GAME REGULAR-SEASON STATISTICS (BRONCOS)

| DATE               | OPPONENT      | P/S        | RUSHING   |            |            |           |          | RECEIVING |            |            |           |          | W/L        | SCORE |
|--------------------|---------------|------------|-----------|------------|------------|-----------|----------|-----------|------------|------------|-----------|----------|------------|-------|
|                    |               |            | NO.       | YDS.       | AVG.       | LG        | TD       | NO.       | YDS.       | AVG.       | LG        | TD       |            |       |
| 09/08              | at Seahawks   | S          | 8         | 23         | 2.9        | 9         | 0        | 1         | 0          | 0.0        | 0         | 0        | L          | 20-26 |
| 09/15              | Steelers      | S          | 11        | 17         | 1.5        | 5         | 0        | 5         | 48         | 9.6        | 14        | 0        | L          | 6-13  |
| 09/22              | at Buccaneers | S          | 5         | 12         | 2.4        | 5         | 0        | 4         | 29         | 7.3        | 11        | 0        | W          | 26-7  |
| 09/29              | at Jets       | S          | 16        | 77         | 4.8        | 16        | 0        | 2         | 3          | 1.5        | 4         | 0        | W          | 10-9  |
| 10/06              | Raiders       | S          | 13        | 61         | 4.7        | 17        | 0        | 5         | 50         | 10.0       | 26        | 0        | W          | 34-18 |
| <b>2024 TOTALS</b> |               | <b>5-5</b> | <b>53</b> | <b>190</b> | <b>3.6</b> | <b>17</b> | <b>0</b> | <b>17</b> | <b>130</b> | <b>7.6</b> | <b>26</b> | <b>0</b> | <b>3-2</b> |       |





4 QB



ZACH WILSON

HEIGHT/WEIGHT: 6-2 / 214

COLLEGE: Brigham Young

BIRTHDAY: Aug. 3, 1999

BORN: Draper, Utah

NFL EXPERIENCE: 4th YR

BRONCOS EXPERIENCE: 1st YR

GP/GS: 34/33

ACQUIRED: T (NYJ)-'24

AT A GLANCE

- A fourth-year quarterback who has appeared in 34 career regular-season games (33 starts) with the N.Y. Jets, completing 566-of-993 passes (57.0%) for 6,293 yards with 23 touchdowns and 25 interceptions (73.2 rtg.).
- Tallied 93 career rushing attempts for 498 yards (5.35 avg.) with five rushing touchdowns.
- Started 11-of-12 games played in 2023, totaling 2,271 yards on 221-of-368 passing (60.1%) with eight touchdowns and seven interceptions for a career-high passer rating (77.2 rtg.).
- In 2022, started all nine games played, completing 132-of-242 passes (54.5%) for 1,688 yards, six touchdowns and seven interceptions (72.8 rtg.).
- Started all 13 games he appeared in during his rookie season, completing 213-of-383 passes (55.6%) for 2,334 yards, nine touchdowns and 11 interceptions (69.7 rtg.) in 2021.
- Three-time Pepsi Zero Sugar Rookie of the Week winner in his debut season.
- Played three seasons at Brigham Young University (2018-20), completing 566-of-837 passes (67.6%) for 7,652 yards with 56 touchdowns in 30 games (28 starts).
- Was named Pro Football Focus All-America second team, Phil Steele All-America honorable mention and finished eighth in Heisman Trophy voting in 2020.
- Selected in the first round (second overall) of the 2021 NFL Draft by the N.Y. Jets.
- Acquired by Denver via trade (N.Y. Jets) on April 24, 2024.

**2023:** Wilson started 11-of-12 games played, totaling 2,271 yards while completing 221-of-368 passes (60.1%) with eight touchdowns and seven interceptions for a career-high passer rating (77.2 rtg.)... Led the Jets to a win in the season opener in relief of Jets QB Aaron Rodgers, going 13-of-21 passing (66.67%) for 140 yards and one score vs. Buf. (9/11)... Completed 28-of-39 passes (71.8%) for 245 yards with two touchdowns (105.2 rtg.) vs. KC (10/1)... Converted his second career two-point conversion on a rush in the third quarter to tie the game at 20-20 against the Chiefs... Was inactive for Games 11-12... Threw for a season-high 301 yards while completing 27-of-36 passes (75.0%) with two touchdowns vs. Hou. (12/10)... His 117.9 passer rating against the Texans was a career-high... Was inactive for Games 15-16.

**2022:** Wilson started all nine games played, completing 132-of-242 passes (54.5%) for 1,688 yards, six touchdowns and seven interceptions (72.8 rtg.)... Recorded single-season bests in yards per attempt (7) and completions of at least 50 yards (4)... Added 28 carries for 102 yards (3.6 avg.) and one score... Was inactive for Games 1-3... Made season debut and led a 10-point fourth-quarter comeback that saw him go 10-of-12 for 128 yards with one touchdown in the final quarter at Pit. (10/2)... Also caught a receiving touchdown against the Steelers, becoming first Jets quarterback in franchise history to do so... Recorded his first 300-yard passing performance of his career, throwing 20-of-41 passes (48.4%) for a career-high 355 yards, two touchdowns and three interceptions (64.6 rtg.) vs. N.E. (10/30)... Recorded his first career game with a 100-plus passer rating game after completing 18-of-25 passes (72.0%) for 154 yards with one touchdown for a 101.1 passer rating vs. Buf. (11/6)... Recorded his second career game with at least 300 passing yards vs. Det. (12/18), completing 18-of-35 passes (51.4%) for 317 yards, two touchdowns and one interception (89.8 rtg.)... Was inactive for Games 11-13, 16.

**2021:** Wilson started all 13 games he appeared in during his rookie season, completing 213-of-383 passes (55.6%) for 2,334 yards, nine touchdowns and 11 interceptions (69.7 rtg.)... Made his NFL debut in the season opener, hitting on 20-of-37 passing (54.1%) for 258 yards with two touchdowns and one interception (82.9 rtg.) at Car. (9/12)... Also rushed for one two-point conversion at Car. (9/12)... Honored with Pepsi Zero Sugar Rookie of the Week honors after completing 21-of-34 passes (61.8%) for 297 yards with two touchdowns and one interception (97.3 rtg.) vs. Ten. (10/3)... Was inactive for Games 7-10... Named Pepsi Zero Sugar Rookie of the Week for the second time of the season after completing 23-of-38 passes (60.5%) for 226 yards with two touchdowns and one interception (83.9 rtg.) vs. Phi. (12/5)... Secured the Pepsi Zero Sugar Rookie of the Week hat trick after leading the Jets with four carries for 91 rushing yards (22.8 avg.) and one score while completing 14-of-22 passes (63.6%) for 102 yards and one touchdown (89.6 rtg.) vs. Jac. (12/26)... His 54-yard rushing touchdown in the first quarter vs. Jac. (12/26) marked the longest rush by a quarterback in Jets franchise history at the time... Was voted Pepsi Zero Sugar Rookie of the Week three times (Weeks 4, 13 and 16), becoming one of four rookies to







win the award multiple times in 2021... Finished the season with 156 straight completions without an interception, the longest streak by any Jets quarterback since 2000 and the longest ever streak by a Jets' rookie.

**COLLEGE:** Wilson played in 30 career games at Brigham Young University (28 starts) over three seasons (2018-20), completing 566-of-837 passes (67.6%) for 7,652 yards with 56 touchdowns... Also added 212 career rushing attempts for 642 yards (3.0 avg.) with 15 touchdowns... In 2018, became the youngest quarterback to ever start for the Cougars... As a junior in 2020, completed 247-of-336 passes (73.5%) for 3,692 yards with 33 touchdowns and three interceptions... His 73.5 completion percentage broke the single-season school record previously held by Pro Football Hall of Fame QB Steve Young... Added 70 carries for 254 yards and 10 touchdowns in 2020... In 2020, ranked No. 2 nationally in completion percentage (73.5), No. 3 in passing yards (3,692), passing touchdowns (33) and yards per attempt (11), No. 4 in rushing touchdowns by a quarterback (10) and No. 10 in passing yards per game (307.7)... Named Pro Football Focus All-America second team, Phil Steele All-America honorable mention and finished eighth in Heisman Trophy voting.

**PERSONAL:** Wilson attended Corner Canyon High School in Draper, Utah, where he was named 5A MVP, runner-up for Utah Mr. Football and was an All-State first team selection at quarterback in 2017... As a senior, passed for 2,986 yards and 24 touchdowns while rushing for 752 yards and eight scores... Led Corner Canyon to the 5A state semifinals, a region championship and a 11-1 overall record... As a junior, threw for 2,708 yards and 20 touchdowns along with 539 rushing yards... Also earned a varsity letter in basketball... Zach Wilson was born on Aug. 3, 1999 in Draper, Utah.

**Transactions**

Signed by N.Y. Jets as a draft choice 7/29/21; Traded to Denver 4/24/24.

**REGULAR SEASON COMPARISON: PASSING - LOS ANGELES CHARGERS**

| DATE          | OPP         | W/L        | GP/GS      | C         | ATT       | YDS.       | AVG.       | TD       | LG        | INT      | SK       | SKYD      | RTG       |
|---------------|-------------|------------|------------|-----------|-----------|------------|------------|----------|-----------|----------|----------|-----------|-----------|
| 11/6/23       | NYJ vs. LAC | L          | S          | 33        | 49        | 263        | 5.4        | 0        | 33        | 0        | 8        | 57        | 80.6      |
| <b>TOTALS</b> |             | <b>0/1</b> | <b>1/1</b> | <b>33</b> | <b>49</b> | <b>263</b> | <b>5.4</b> | <b>0</b> | <b>33</b> | <b>0</b> | <b>8</b> | <b>57</b> | <b>--</b> |

Zach Wilson's NFL Regular Season Passing Statistics

| DATE          | TEAM    | GP        | GS        | ATT.       | CMP.       | PCT.        | YDS          | AVG.       | TD        | INT.      | LG        | SK         | LST        | RATE        |
|---------------|---------|-----------|-----------|------------|------------|-------------|--------------|------------|-----------|-----------|-----------|------------|------------|-------------|
| 2021          | Jets    | 13        | 13        | 383        | 213        | 55.6        | 2,334        | 6.1        | 9         | 11        | 54        | 44         | 370        | 69.7        |
| 2022          | Jets    | 9         | 9         | 242        | 132        | 54.5        | 1,688        | 7.0        | 6         | 7         | 79        | 23         | 175        | 72.8        |
| 2023          | Jets    | 12        | 11        | 368        | 221        | 60.1        | 2,271        | 6.2        | 8         | 7         | 68t       | 46         | 340        | 77.2        |
| 2024          | Broncos | 0         | 0         | 0          | 0          | 0.0         | 0            | 0.0        | 0         | 0         | 0         | 0          | 0          | 0.0         |
| <b>TOTALS</b> |         | <b>34</b> | <b>33</b> | <b>993</b> | <b>566</b> | <b>57.0</b> | <b>6,293</b> | <b>6.3</b> | <b>23</b> | <b>25</b> | <b>79</b> | <b>113</b> | <b>885</b> | <b>73.2</b> |

Zach Wilson's NFL Regular Season Rushing Statistics

| DATE          | TEAM    | NO.       | YDS.       | AVG.       | LG         | TD       |
|---------------|---------|-----------|------------|------------|------------|----------|
| 2021          | Jets    | 29        | 185        | 6.4        | 52t        | 4        |
| 2022          | Jets    | 28        | 102        | 3.6        | 18         | 1        |
| 2023          | Jets    | 36        | 211        | 5.9        | 20         | 0        |
| 2024          | Broncos | 0         | 0          | 0.0        | 0          | 0        |
| <b>TOTALS</b> |         | <b>93</b> | <b>498</b> | <b>5.4</b> | <b>52T</b> | <b>5</b> |





Zach Wilson's NFL Regular Season Passing/Rushing Statistics

| DATE          | TEAM    | GP        | GS        | PASSING    |            |             |              |            |           |           |           |            |            |             | RUSHING   |            |            |            |          |
|---------------|---------|-----------|-----------|------------|------------|-------------|--------------|------------|-----------|-----------|-----------|------------|------------|-------------|-----------|------------|------------|------------|----------|
|               |         |           |           | ATT.       | CMP.       | PCT.        | YDS          | AVG.       | TD        | INT.      | LG        | SK         | LST        | RATE        | NO.       | YDS.       | AVG.       | LG         | TD       |
| 2021          | Jets    | 13        | 13        | 383        | 213        | 55.6        | 2,334        | 6.1        | 9         | 11        | 54        | 44         | 370        | 69.7        | 29        | 185        | 6.4        | 52t        | 4        |
| 2022          | Jets    | 9         | 9         | 242        | 132        | 54.5        | 1,688        | 7.0        | 6         | 7         | 79        | 23         | 175        | 72.8        | 28        | 102        | 3.6        | 18         | 1        |
| 2023          | Jets    | 12        | 11        | 368        | 221        | 60.1        | 2,271        | 6.2        | 8         | 7         | 68t       | 46         | 340        | 77.2        | 36        | 211        | 5.9        | 20         | 0        |
| 2024          | Broncos | 0         | 0         | 0          | 0          | 0.0         | 0            | 0.0        | 0         | 0         | 0         | 0          | 0          | 0.0         | 0         | 0          | 0.0        | 0          | 0        |
| <b>TOTALS</b> |         | <b>34</b> | <b>33</b> | <b>993</b> | <b>566</b> | <b>57.0</b> | <b>6,293</b> | <b>6.3</b> | <b>23</b> | <b>25</b> | <b>79</b> | <b>113</b> | <b>885</b> | <b>73.2</b> | <b>93</b> | <b>498</b> | <b>5.4</b> | <b>52T</b> | <b>5</b> |

SINGLE-GAME HIGHS: QUARTERBACK

|   |   |
|---|---|
| <p><b>Pass Attempts</b> 49 vs. Los Angeles Chargers, Nov 06, 2023<br/>42 vs. New Orleans Saints, Dec 12, 2021<br/>41 vs. New England Patriots, Oct 30, 2022<br/>39 at Las Vegas Raiders, Nov 12, 2023<br/>39 vs. Kansas City Chiefs, Oct 01, 2023</p> <p><b>Pass Completions</b> 33 vs. Los Angeles Chargers, Nov 06, 2023<br/>28 vs. Kansas City Chiefs, Oct 01, 2023<br/>27 vs. Houston Texans, Dec 10, 2023<br/>23 at Las Vegas Raiders, Nov 12, 2023<br/>23 vs. Philadelphia Eagles, Dec 05, 2021</p> <p><b>Yards Passing</b> 355 vs. New England Patriots, Oct 30, 2022<br/>317 vs. Detroit Lions, Dec 18, 2022<br/>301 vs. Houston Texans, Dec 10, 2023<br/>297 vs. Tennessee Titans, Oct 03, 2021<br/>263 at Las Vegas Raiders, Nov 12, 2023<br/>...1 more at 263.</p> <p><b>TD Passes</b> 2 vs. Houston Texans, Dec 10, 2023<br/>2 vs. Kansas City Chiefs, Oct 01, 2023<br/>2 vs. Detroit Lions, Dec 18, 2022<br/>...4 more at 2.</p> <p><b>Long Passes</b> 79 vs. Miami Dolphins, Oct 09, 2022<br/>68t at Dallas Cowboys, Sep 17, 2023<br/>63 vs. New England Patriots, Oct 30, 2022<br/>54 vs. New England Patriots, Oct 30, 2022<br/>54 vs. Tennessee Titans, Oct 03, 2021</p> <p><b>Completion Percentage</b> 75.0 vs. Houston Texans, Dec 10, 2023<br/>73.1 at Denver Broncos, Oct 08, 2023<br/>72.0 vs. Buffalo Bills, Nov 06, 2022<br/>71.8 vs. Kansas City Chiefs, Oct 01, 2023<br/>67.3 vs. Los Angeles Chargers, Nov 06, 2023</p> | <p><b>Passer Rating</b> 117.9 vs. Houston Texans, Dec 10, 2023<br/>105.2 vs. Kansas City Chiefs, Oct 01, 2023<br/>101.1 vs. Buffalo Bills, Nov 06, 2022<br/>99.3 vs. Miami Dolphins, Oct 09, 2022<br/>97.3 vs. Tennessee Titans, Oct 03, 2021</p> <p><b>Rush Attempts</b> 5 at Dallas Cowboys, Sep 17, 2023<br/>5 vs. Buffalo Bills, Nov 06, 2022<br/>5 at Green Bay Packers, Oct 16, 2022<br/>4 at Buffalo Bills, Nov 19, 2023<br/>...9 more at 4.</p> <p><b>Rushing Yards</b> 91 vs. Jacksonville Jaguars, Dec 26, 2021<br/>54 at Las Vegas Raiders, Nov 12, 2023<br/>36 at Dallas Cowboys, Sep 17, 2023<br/>33 vs. New Orleans Saints, Dec 12, 2021<br/>26 at Denver Broncos, Oct 08, 2023<br/>...1 more at 26.</p> <p><b>Longest Runs</b> 52t vs. Jacksonville Jaguars, Dec 26, 2021<br/>20 at Las Vegas Raiders, Nov 12, 2023<br/>20 at Las Vegas Raiders, Nov 12, 2023<br/>20 at Buffalo Bills, Jan 09, 2022<br/>...1 more at 20.</p> <p><b>Rushing TDs</b> 1 vs. Miami Dolphins, Oct 09, 2022<br/>1 vs. Jacksonville Jaguars, Dec 26, 2021<br/>1 at Miami Dolphins, Dec 19, 2021<br/>...2 more at 1.</p> |
|---|---|

300-YARD PASSING GAMES (3): REGULAR SEASON

| DATE     | TEAM     | NO. | YDS. | AVG. | LG | TD |
|----------|----------|-----|------|------|----|----|
| 10/30/22 | PATRIOTS | 20  | 355  | 17.8 | 63 | 2  |
| 12/18/22 | LIONS    | 18  | 317  | 17.6 | 50 | 2  |
| 12/10/23 | TEXANS   | 27  | 301  | 11.1 | 27 | 2  |





2023 GAME-BY-GAME REGULAR-SEASON STATISTICS (JETS)

| DATE               | OPPONENT    | P/S          | PASSING          |            |              |             |            |             |          |          |            |               | RUSHING     |           |            |           | W/L      | SCORE       |        |
|--------------------|-------------|--------------|------------------|------------|--------------|-------------|------------|-------------|----------|----------|------------|---------------|-------------|-----------|------------|-----------|----------|-------------|--------|
|                    |             |              | ATT              | CMP        | YDS          | PCT         | Y/A        | Y/C         | TD       | INT      | LG         | SK/YD         | RATE        | ATT       | YDS        | LG        |          |             | TD     |
| 09/11              | Bills       | P            | 21               | 14         | 140          | 66.7        | 6.7        | 10.0        | 1        | 1        | 24         | 2/13          | 81.4        | 4         | 6          | 6         | 0        | W           | 22-16+ |
| 09/17              | at Cowboys  | S            | 27               | 12         | 170          | 44.4        | 6.3        | 14.2        | 1        | 3        | 68t        | 3/19          | 38.1        | 5         | 36         | 16        | 0        | L           | 10-30  |
| 09/24              | Patriots    | S            | 36               | 18         | 157          | 50.0        | 4.4        | 8.7         | 0        | 0        | 29         | 3/24          | 61.9        | 1         | 1          | 1         | 0        | L           | 10-15  |
| 10/01              | Chiefs      | S            | 39               | 28         | 245          | 71.8        | 6.3        | 8.8         | 2        | 0        | 39         | 2/17          | 105.2       | 2         | 14         | 14        | 0        | L           | 20-23  |
| 10/08              | at Broncos  | S            | 26               | 19         | 199          | 73.1        | 7.7        | 10.5        | 0        | 1        | 37         | 4/26          | 78.8        | 3         | 26         | 9         | 0        | W           | 31-21  |
| 10/15              | Eagles      | S            | 33               | 19         | 186          | 57.6        | 5.6        | 9.8         | 0        | 0        | 33         | 5/31          | 73.5        | 4         | 15         | 9         | 0        | W           | 20-14  |
| 10/29              | at Giants   | S            | 36               | 17         | 240          | 47.2        | 6.7        | 14.1        | 1        | 0        | 50t        | 4/47          | 78.5        | 4         | 25         | 17        | 0        | W           | 13-10+ |
| 11/06              | Chargers    | S            | 49               | 33         | 263          | 67.3        | 5.4        | 8.0         | 0        | 0        | 33         | 8/57          | 80.6        | 2         | 7          | 7         | 0        | L           | 6-27   |
| 11/12              | at Raiders  | S            | 39               | 23         | 263          | 59.0        | 6.7        | 11.4        | 0        | 1        | 41         | 2/6           | 68.6        | 4         | 54         | 20        | 0        | L           | 12-16  |
| 11/19              | at Bills    | S            | 15               | 7          | 81           | 46.7        | 5.4        | 11.6        | 1        | 1        | 18         | 5/30          | 57.9        | 4         | 15         | 7         | 0        | L           | 6-32   |
| 11/24              | Dolphins    |              | ON INACTIVE LIST |            |              |             |            |             |          |          |            |               |             |           |            |           | L        | 13-34       |        |
| 12/03              | Falcons     |              | ON INACTIVE LIST |            |              |             |            |             |          |          |            |               |             |           |            |           | L        | 8-13        |        |
| 12/10              | Texans      | S            | 36               | 27         | 301          | 75.0        | 8.4        | 11.1        | 2        | 0        | 27         | 4/33          | 117.9       | 3         | 12         | 10        | 0        | W           | 30-6   |
| 12/17              | at Dolphins | S            | 11               | 4          | 26           | 36.4        | 2.4        | 6.5         | 0        | 0        | 8          | 4/37          | 44.9        | 0         | 0          | 0         | 0        | L           | 0-30   |
| 12/24              | Commanders  |              | ON INACTIVE LIST |            |              |             |            |             |          |          |            |               |             |           |            |           | W        | 30-28       |        |
| 12/28              | at Browns   |              | ON INACTIVE LIST |            |              |             |            |             |          |          |            |               |             |           |            |           | L        | 20-37       |        |
| 01/07              | at Patriots |              | DID NOT PLAY     |            |              |             |            |             |          |          |            |               |             |           |            |           | W        | 17-3        |        |
| <b>2023 TOTALS</b> |             | <b>12-11</b> | <b>368</b>       | <b>221</b> | <b>2,271</b> | <b>60.1</b> | <b>6.2</b> | <b>10.3</b> | <b>8</b> | <b>7</b> | <b>68T</b> | <b>46/340</b> | <b>77.2</b> | <b>36</b> | <b>211</b> | <b>20</b> | <b>0</b> | <b>7-10</b> |        |

+ - Overtime

2024 GAME-BY-GAME REGULAR-SEASON STATISTICS (BRONCOS)

| DATE               | OPPONENT      | P/S        | PASSING          |          |          |            |            |            |          |          |          |            | RUSHING    |          |          |          | W/L      | SCORE      |    |
|--------------------|---------------|------------|------------------|----------|----------|------------|------------|------------|----------|----------|----------|------------|------------|----------|----------|----------|----------|------------|----|
|                    |               |            | ATT              | CMP      | YDS      | PCT        | Y/A        | Y/C        | TD       | INT      | LG       | SK/YD      | RATE       | ATT      | YDS      | LG       |          |            | TD |
| 09/08              | at Seahawks   |            | ON INACTIVE LIST |          |          |            |            |            |          |          |          |            |            |          |          |          | L        | 20-26      |    |
| 09/15              | Steelers      |            | ON INACTIVE LIST |          |          |            |            |            |          |          |          |            |            |          |          |          | L        | 6-13       |    |
| 09/22              | at Buccaneers |            | ON INACTIVE LIST |          |          |            |            |            |          |          |          |            |            |          |          |          | W        | 26-7       |    |
| 09/29              | at Jets       |            | ON INACTIVE LIST |          |          |            |            |            |          |          |          |            |            |          |          |          | W        | 10-9       |    |
| 10/06              | Raiders       |            | ON INACTIVE LIST |          |          |            |            |            |          |          |          |            |            |          |          |          | W        | 34-18      |    |
| <b>2024 TOTALS</b> |               | <b>0-0</b> | <b>0</b>         | <b>0</b> | <b>0</b> | <b>0.0</b> | <b>0.0</b> | <b>0.0</b> | <b>0</b> | <b>0</b> | <b>0</b> | <b>0/0</b> | <b>0.0</b> | <b>0</b> | <b>0</b> | <b>0</b> | <b>0</b> | <b>3-2</b> |    |





**WEEK-BY-WEEK  
TEAM & INDIVIDUAL  
STATISTICS**

# TEAM STATS



DENVER BRONCOS / REGULAR SEASON WEEK 5 / THROUGH SUNDAY, OCTOBER 6, 2024

| WON 3, LOST 2 |   |       |              |  | SEAN PAYTON (5 GAMES) |  |
|---------------|---|-------|--------------|--|-----------------------|--|
| 09/08         | L | 20-26 | at Seattle   |  | 68,714                |  |
| 09/15         | L | 6-13  | Pittsburgh   |  | 74,215                |  |
| 09/22         | W | 26-7  | at Tampa Bay |  | 62,738                |  |
| 09/29         | W | 10-9  | at N.Y. Jets |  | 82,243                |  |
| 10/06         | W | 34-18 | Las Vegas    |  | 72,825                |  |

| 2024 TEAM STATISTICS             |  |  | DEN            | OPP.           |
|----------------------------------|--|--|----------------|----------------|
| <b>FIRST DOWNS</b>               |  |  | <b>74</b>      | <b>88</b>      |
| Rushing                          |  |  | 36             | 22             |
| Passing                          |  |  | 34             | 52             |
| Penalty                          |  |  | 4              | 14             |
| Third Down-Made/Att              |  |  | 17/69          | 22/68          |
| Third Down Efficiency            |  |  | 24.6%          | 32.4%          |
| Fourth Down-Made/Att             |  |  | 5/7            | 0/4            |
| Fourth Down Efficiency           |  |  | 71.4%          | 0.0%           |
| <b>TOTAL NET YARDS</b>           |  |  | <b>1,353</b>   | <b>1,356</b>   |
| Avg. Per Game                    |  |  | 270.6          | 271.2          |
| Total Plays                      |  |  | 303            | 309            |
| Avg. Per Play                    |  |  | 4.5            | 4.4            |
| <b>NET YARDS RUSHING</b>         |  |  | <b>534</b>     | <b>557</b>     |
| Avg. Per Game                    |  |  | 106.8          | 111.4          |
| Total Rushes                     |  |  | 131            | 133            |
| Avg. Per Rush                    |  |  | 4.1            | 4.2            |
| <b>NET YARDS PASSING</b>         |  |  | <b>819</b>     | <b>799</b>     |
| Avg. Per Game                    |  |  | 163.8          | 159.8          |
| Sacked/Yards Lost                |  |  | 7/47           | 19/108         |
| Gross Yards                      |  |  | 866            | 907            |
| Attempts/Completions             |  |  | 165/102        | 157/102        |
| Pct. of Completion               |  |  | 61.8%          | 65.0%          |
| Had Intercepted                  |  |  | 4              | 5              |
| <b>PUNTS/AVERAGE</b>             |  |  | <b>30/46.6</b> | <b>29/49.6</b> |
| Net Punting Average              |  |  | 43.3           | 42.2           |
| <b>PUNT RETURN/AVG.</b>          |  |  | <b>12/12.8</b> | <b>11/5.3</b>  |
| <b>KICKOFF RETURN/AVG.</b>       |  |  | <b>5/26.0</b>  | <b>9/23.8</b>  |
| <b>INTERCEPTION RETURN/AVG.</b>  |  |  | <b>5/31.6</b>  | <b>4/2.3</b>   |
| <b>PENALTIES/YARDS</b>           |  |  | <b>36/353</b>  | <b>45/307</b>  |
| <b>FUMBLES/BALL LOST</b>         |  |  | <b>5/3</b>     | <b>4/3</b>     |
| <b>TOUCHDOWNS</b>                |  |  | <b>8</b>       | <b>7</b>       |
| Rushing                          |  |  | 4              | 3              |
| Passing                          |  |  | 3              | 4              |
| Returns                          |  |  | 1              | 0              |
| <b>EXTRA POINTS/ATTEMPTS</b>     |  |  | <b>8/8</b>     | <b>5/5</b>     |
| <b>TWO POINT CONVERSION/ATT.</b> |  |  | <b>0/0</b>     | <b>1/2</b>     |
| <b>FIELD GOALS/ATTEMPTS</b>      |  |  | <b>12/13</b>   | <b>8/9</b>     |
| <b>AVG. TIME OF POSSESSION</b>   |  |  | <b>29:35</b>   | <b>30:25</b>   |

| * SCORE BY PERIODS |  | Q1 | Q2 | Q3 | Q4 | OT | PTS |
|--------------------|--|----|----|----|----|----|-----|
| TEAM               |  | 17 | 29 | 14 | 36 | 0  | 96  |
| OPPONENTS          |  | 20 | 22 | 13 | 18 | 0  | 73  |

| * SCORING     |  | TD | RU | PA | RT | K-PAT | FG    | 2PT | S | PTS |
|---------------|--|----|----|----|----|-------|-------|-----|---|-----|
| W. Lutz       |  | 0  | 0  | 0  | 0  | 8/8   | 12/13 | 0   | 0 | 44  |
| B. Nix        |  | 3  | 3  | 0  | 0  | 0/0   | 0/0   | 0   | 0 | 18  |
| J. McLaughlin |  | 2  | 1  | 1  | 0  | 0/0   | 0/0   | 0   | 0 | 12  |
| J. Reynolds   |  | 1  | 0  | 1  | 0  | 0/0   | 0/0   | 0   | 0 | 6   |
| P. Surtain II |  | 1  | 0  | 0  | 1  | 0/0   | 0/0   | 0   | 0 | 6   |
| C. Sutton     |  | 1  | 0  | 1  | 0  | 0/0   | 0/0   | 0   | 0 | 6   |
| Z. Allen      |  | 0  | 0  | 0  | 0  | 0/0   | 0/0   | 0   | 1 | 2   |
| TEAM          |  | 8  | 4  | 3  | 1  | 8/8   | 12/13 | 0   | 1 | 96  |
| OPPONENTS     |  | 7  | 3  | 4  | 0  | 5/5   | 8/9   | 1   | 0 | 73  |

SACKS: J. Cooper 4.0, Z. Allen 3.0, N. Bonitto 3.0, J. Franklin-Myers 2.0, D. Tillman 2.0, J. Elliss 1.5, J. Strnad 1.0, P. Locke 1.0, D. Key 1.0, M. Roach 0.5, TM 19.0, OPP 7.0 FUM/LOST: J. Williams 1/1, J. McLaughlin 1/1, T. Badie 1/1, A. Estime 1/0, L. Wattenberg 1/0, TM 5/3, OPP 4/3

| * PASSING | ATT | CMP | YDS | CMP% | YDS/ATT | TD | TD% | INT | INT% | LONG | SACK | LOST | RATING |
|-----------|-----|-----|-----|------|---------|----|-----|-----|------|------|------|------|--------|
| B. Nix    | 165 | 102 | 866 | 61.8 | 5.2     | 3  | 1.8 | 4   | 2.4  | 49   | 7    | 47   | 71.4   |
| TEAM      | 165 | 102 | 866 | 61.8 | 5.2     | 3  | 1.8 | 4   | 2.4  | 49   | 7    | 47   | 71.4   |
| OPPONENTS | 157 | 102 | 907 | 65.0 | 5.8     | 4  | 2.5 | 5   | 3.2  | 57t  | 19   | 108  | 75.5   |

| * RUSHING     | NO. | YDS | AVG  | LONG | TD |
|---------------|-----|-----|------|------|----|
| J. Williams   | 53  | 190 | 3.6  | 17   | 0  |
| B. Nix        | 31  | 119 | 3.8  | 23   | 3  |
| J. McLaughlin | 33  | 108 | 3.3  | 15   | 1  |
| T. Badie      | 11  | 86  | 7.8  | 43   | 0  |
| M. Mims Jr.   | 1   | 17  | 17.0 | 17   | 0  |
| A. Estime     | 2   | 14  | 7.0  | 12   | 0  |
| TEAM          | 131 | 534 | 4.1  | 43   | 4  |
| OPPONENTS     | 133 | 557 | 4.2  | 40   | 3  |

| * RECEIVING   | TAR | NO. | YDS | AVG  | LONG | TD |
|---------------|-----|-----|-----|------|------|----|
| C. Sutton     | 41  | 17  | 224 | 13.2 | 29   | 1  |
| J. Williams   | 20  | 17  | 130 | 7.6  | 26   | 0  |
| J. Reynolds   | 19  | 12  | 183 | 15.3 | 49   | 1  |
| L. Humphrey   | 17  | 12  | 135 | 11.3 | 27   | 0  |
| T. Franklin   | 12  | 5   | 29  | 5.8  | 20   | 0  |
| G. Dulcich    | 12  | 5   | 28  | 5.6  | 9    | 0  |
| J. McLaughlin | 11  | 10  | 11  | 1.1  | 7    | 1  |
| D. Veale      | 8   | 8   | 39  | 4.9  | 9    | 0  |
| M. Mims Jr.   | 5   | 3   | 26  | 8.7  | 9    | 0  |
| N. Adkins     | 4   | 3   | 14  | 4.7  | 8    | 0  |
| M. Burton     | 4   | 4   | 12  | 3.0  | 5    | 0  |
| A. Trautman   | 3   | 2   | 32  | 16.0 | 19   | 0  |
| T. Badie      | 3   | 3   | -2  | -0.7 | 2    | 0  |
| L. Krull      | 1   | 1   | 5   | 5.0  | 5    | 0  |
| TEAM          | 160 | 102 | 866 | 8.5  | 49   | 3  |
| OPPONENTS     | 152 | 102 | 907 | 8.9  | 57t  | 4  |

| * INTERCEPTIONS | NO. | YDS | AVG  | LONG | TD |
|-----------------|-----|-----|------|------|----|
| P. Surtain II   | 2   | 100 | 50.0 | 100t | 1  |
| B. Jones        | 1   | 37  | 37.0 | 37   | 0  |
| A. Singleton    | 1   | 21  | 21.0 | 21   | 0  |
| R. Moss         | 1   | 0   | 0.0  | 0    | 0  |
| TEAM            | 5   | 158 | 31.6 | 100t | 1  |
| OPPONENTS       | 4   | 9   | 2.3  | 5    | 0  |

| * FUMBLES     | FUM | LST | FF | REC | TD |
|---------------|-----|-----|----|-----|----|
| T. Badie      | 1   | 1   | 0  | 0   | 0  |
| J. McLaughlin | 1   | 1   | 0  | 0   | 0  |
| J. Williams   | 1   | 1   | 0  | 0   | 0  |
| A. Estime     | 1   | 0   | 0  | 0   | 0  |
| B. Nix        | 0   | 0   | 0  | 1   | 0  |
| A. Trautman   | 0   | 0   | 0  | 1   | 0  |
| L. Wattenberg | 1   | 0   | 0  | 0   | 0  |
| TEAM          | 5   | 3   | 0  | 2   | 0  |
| OPPONENTS     | 4   | 3   | 0  | 0   | 0  |

| * PUNTING | NO. | YDS   | AVG  | NET  | TB | IN | LG | B |
|-----------|-----|-------|------|------|----|----|----|---|
| R. Dixon  | 30  | 1,398 | 46.6 | 43.3 | 2  | 14 | 65 | 0 |
| TEAM      | 30  | 1,398 | 46.6 | 43.3 | 2  | 14 | 65 | 0 |
| OPPONENTS | 29  | 1,437 | 49.6 | 42.2 | 3  | 9  | 67 | 0 |

| * PUNT RETURNS | RET | FC | YDS | AVG  | LONG | TD |
|----------------|-----|----|-----|------|------|----|
| M. Mims Jr.    | 12  | 6  | 153 | 12.8 | 38   | 0  |
| TEAM           | 12  | 6  | 153 | 12.8 | 38   | 0  |
| OPPONENTS      | 11  | 10 | 58  | 5.3  | 14   | 0  |

| * KICKOFF RETURNS | NO. | YDS | AVG  | LONG | TD |
|-------------------|-----|-----|------|------|----|
| M. Mims Jr.       | 3   | 69  | 23.0 | 26   | 0  |
| T. Smith          | 2   | 61  | 30.5 | 38   | 0  |
| TEAM              | 5   | 130 | 26.0 | 38   | 0  |
| OPPONENTS         | 9   | 214 | 23.8 | 31   | 0  |

| * FIELD GOALS | 1-19 | 20-29 | 30-39 | 40-49 | 50+ |
|---------------|------|-------|-------|-------|-----|
| W. Lutz       | 0/0  | 1/1   | 5/5   | 5/5   | 1/2 |
| TEAM          | 0/0  | 1/1   | 5/5   | 5/5   | 1/2 |
| OPPONENTS     | 0/0  | 3/3   | 1/1   | 2/2   | 2/3 |

W. Lutz: (35G, 30G, 45G) (35G, 29G) (43G, 38G, 33G, 43G) (47G, 50WL) (51G, 44G)  
 OPP: (50G, 28G) (22G, 53G) (23G, 35G, 40G, 50WR) (40G)

2-Pt Conv: TM 0-0, OPP 1-2





2024 REGULAR SEASON DENVER BRONCOS DEFENSIVE STATS  
(THROUGH WEEK 5)

| POS.          | PLAYER            | TKL.       | AST.       | COMB       | TFL       | SACKS/SK. YDS.    | PR        | FR       | FF       | INT./YDS.    | PD        |
|---------------|-------------------|------------|------------|------------|-----------|-------------------|-----------|----------|----------|--------------|-----------|
| CB            | R. Moss           | 24         | 9          | 33         | 1         | 0.0/0.0           | 0         | 1        | 1        | 1/0          | 4         |
| S             | B. Jones          | 17         | 15         | 32         | 0         | 0.0/0.0           | 0         | 1        | 1        | 1/37         | 2         |
| ILB           | A. Singleton      | 17         | 14         | 31         | 1         | 0.0/0.0           | 1         | 0        | 0        | 1/21         | 1         |
| ILB           | C. Barton         | 16         | 13         | 29         | 1         | 0.0/0.0           | 0         | 0        | 0        | 0/0          | 0         |
| CB            | J. McMillian      | 19         | 7          | 26         | 1         | 0.0/0.0           | 0         | 0        | 0        | 0/0          | 2         |
| S             | P. Locke          | 18         | 6          | 24         | 2         | 1.0/10.0          | 1         | 0        | 0        | 0/0          | 2         |
| DE            | Z. Allen          | 13         | 8          | 21         | 5         | 3.0/9.0           | 12        | 0        | 0        | 0/0          | 0         |
| OLB           | J. Cooper         | 9          | 10         | 19         | 4         | 4.0/21.0          | 9         | 0        | 0        | 0/0          | 0         |
| CB            | P. Surtain II     | 8          | 6          | 14         | 0         | 0.0/0.0           | 0         | 0        | 0        | 2/99         | 4         |
| ILB           | J. Strnad         | 10         | 3          | 13         | 3         | 1.0/8.0           | 1         | 0        | 0        | 0/0          | 0         |
| DT            | D. Jones          | 7          | 6          | 13         | 1         | 0.0/0.0           | 1         | 0        | 0        | 0/0          | 0         |
| DE            | J. Franklin-Myers | 7          | 5          | 12         | 3         | 2.0/14.0          | 3         | 0        | 0        | 0/0          | 0         |
| DT            | M. Roach          | 5          | 7          | 12         | 0         | 0.5/3.0           | 3         | 0        | 0        | 0/0          | 0         |
| OLB           | N. Bonitto        | 8          | 3          | 11         | 3         | 3.0/16.0          | 5         | 0        | 0        | 0/0          | 1         |
| OLB           | J. Elliss         | 6          | 2          | 8          | 3         | 1.5/9.0           | 2         | 0        | 0        | 0/0          | 0         |
| LB            | K. Welch          | 3          | 3          | 6          | 0         | 0.0/0.0           | 0         | 0        | 0        | 0/0          | 0         |
| DL            | J. Jackson        | 1          | 5          | 6          | 0         | 0.0/0.0           | 0         | 0        | 0        | 0/0          | 0         |
| OLB           | B. Browning       | 1          | 4          | 5          | 1         | 0.0/0.0           | 0         | 0        | 0        | 0/0          | 0         |
| OLB           | D. Tillman        | 4          | 0          | 4          | 2         | 2.0/18.0          | 3         | 0        | 0        | 0/0          | 0         |
| CB            | L. Wallace        | 2          | 2          | 4          | 0         | 0.0/0.0           | 0         | 0        | 0        | 0/0          | 0         |
| S             | D. Key            | 1          | 0          | 1          | 0         | 1.0/0.0           | 1         | 0        | 0        | 0/0          | 0         |
| <b>TOTALS</b> |                   | <b>196</b> | <b>128</b> | <b>324</b> | <b>31</b> | <b>19.0/108.0</b> | <b>42</b> | <b>2</b> | <b>2</b> | <b>5/157</b> | <b>16</b> |

2024 REGULAR SEASON BRONCOS SPECIAL TEAMS  
STATS

| POS.          | PLAYER             | TKL.      | AST.      | COMB.     |
|---------------|--------------------|-----------|-----------|-----------|
| DB            | Smith, Keidron     | 4         | 1         | 5         |
| FB            | Burton, Michael    | 1         | 3         | 4         |
| S             | Skinner, JL        | 3         | 0         | 3         |
| S             | Key, Devon         | 0         | 3         | 3         |
| ILB           | Strnad, Justin     | 2         | 0         | 2         |
| OLB           | Elliss, Jonah      | 0         | 2         | 2         |
| LS            | Fraboni, Mitchell  | 1         | 0         | 1         |
| S             | Locke, P.J.        | 1         | 0         | 1         |
| CB            | Smith, Tremon      | 1         | 0         | 1         |
| OLB           | Tillman, Dondrea   | 1         | 0         | 1         |
| LB            | Welch, Kristian    | 1         | 0         | 1         |
| TE            | Adkins, Nate       | 0         | 1         | 1         |
| ILB           | Barton, Cody       | 0         | 1         | 1         |
| DB            | McCalister, Tanner | 0         | 1         | 1         |
| <b>TOTALS</b> |                    | <b>15</b> | <b>12</b> | <b>27</b> |

DEFENSIVE SCORES

- INT (1)** (8:59) G.Minshew pass short left intended for B.Bowers INTERCEPTED by P.Surtain at DEN 0. P.Surtain for 100 yards. vs. LV (10/06/24)
- FR (0)**
- Safety (2)** (11:28) (Shotgun) G.Smith pass incomplete short left to D.Metcalf (P.Locke). PENALTY on SEA-A.Bradford, Offensive Holding, 1 yard, enforced in End Zone, SAFETY - No Play. @ SEA (09/08/24)
- (4:36) (Shotgun) Z.Charbonnet right guard tackled in End Zone for -1 yards, SAFETY (Z.Allen, J.Cooper). @ SEA (09/08/24)

SPECIAL TEAMS BIG PLAYS

- FR (1)** (10:26) R.Dixon punts 54 yards to SEA 10, Center-M.Fraboni. D.Williams MUFFS catch, touched at SEA 10, RECOVERED by DEN-J.Skinner at SEA 9. @ SEA (09/08/24)

REGULAR SEASON DEFENSIVE AND SPECIAL TEAMS STATISTICS ARE BASED ON PRESS BOX STATISTICS.







2024 REGULAR SEASON  
OFFENSE

| DATE  | OPPONENT     | WR       | LT     | LG     | C          | RG      | RT         | TE                        | WR       | FB     | RB       | QB  |
|-------|--------------|----------|--------|--------|------------|---------|------------|---------------------------|----------|--------|----------|-----|
| 9/8   | at Seattle   | Mims Jr. | Bolles | Powers | Wattenberg | Meinerz | McGlinchey | Adkins/ Dulcich/ Trautman | --       | --     | Williams | Nix |
| 9/15  | Pittsburgh   | Sutton   | Bolles | Powers | Wattenberg | Meinerz | McGlinchey | Adkins/ Trautman          | Humphrey | --     | Williams | Nix |
| 9/22  | at Tampa Bay | Sutton   | Bolles | Powers | Wattenberg | Meinerz | Palczewski | Trautman/ Dulcich         | Reynolds | --     | Williams | Nix |
| 9/29  | at N.Y. Jets | Franklin | Bolles | Powers | Wattenberg | Meinerz | Palczewski | Adkins/ Dulcich/ Trautman | --       | --     | Williams | Nix |
| 10/6  | Las Vegas    | Sutton   | Bolles | Powers | Wattenberg | Meinerz | Palczewski | Trautman                  | Franklin | Burton | Williams | Nix |
| 10/13 |              | --       | --     | --     | --         | --      | --         | --                        | --       | --     | --       | --  |
| 10/17 |              | --       | --     | --     | --         | --      | --         | --                        | --       | --     | --       | --  |
| 10/27 |              | --       | --     | --     | --         | --      | --         | --                        | --       | --     | --       | --  |
| 11/3  |              | --       | --     | --     | --         | --      | --         | --                        | --       | --     | --       | --  |
| 11/10 |              | --       | --     | --     | --         | --      | --         | --                        | --       | --     | --       | --  |
| 11/17 |              | --       | --     | --     | --         | --      | --         | --                        | --       | --     | --       | --  |
| 11/24 |              | --       | --     | --     | --         | --      | --         | --                        | --       | --     | --       | --  |
| 12/2  |              | --       | --     | --     | --         | --      | --         | --                        | --       | --     | --       | --  |
| 12/15 |              | --       | --     | --     | --         | --      | --         | --                        | --       | --     | --       | --  |
| 12/22 |              | --       | --     | --     | --         | --      | --         | --                        | --       | --     | --       | --  |
| 12/28 |              | --       | --     | --     | --         | --      | --         | --                        | --       | --     | --       | --  |
| 1/5   |              | --       | --     | --     | --         | --      | --         | --                        | --       | --     | --       | --  |

2024 REGULAR SEASON  
DEFENSE

| DATE  | OPPONENT     | DE    | NT    | DE             | SLB    | WLB      | ILB       | ILB    | CB         | CB   | NCB       | S     | S     |
|-------|--------------|-------|-------|----------------|--------|----------|-----------|--------|------------|------|-----------|-------|-------|
| 9/8   | at Seattle   | Allen | Jones | Franklin-Myers | Cooper | Browning | Singleton | --     | Surtain II | Moss | McMillian | Locke | Jones |
| 9/15  | Pittsburgh   | Allen | Jones | Franklin-Myers | Cooper | Browning | Singleton | Welch  | Surtain II | Moss | --        | Locke | Jones |
| 9/22  | at Tampa Bay | Allen | Jones | Franklin-Myers | Cooper | Bonitto  | Singleton | --     | Surtain II | Moss | McMillian | Locke | Jones |
| 9/29  | at N.Y. Jets | Allen | Jones | Franklin-Myers | Cooper | Bonitto  | Barton    | Strnad | Surtain II | Moss | --        | Locke | Jones |
| 10/6  | Las Vegas    | Allen | Jones | --             | Cooper | Bonitto  | Barton    | Strnad | Surtain II | Moss | McMillian | Locke | Jones |
| 10/13 |              | --    | --    | --             | --     | --       | --        | --     | --         | --   | --        | --    | --    |
| 10/17 |              | --    | --    | --             | --     | --       | --        | --     | --         | --   | --        | --    | --    |
| 10/27 |              | --    | --    | --             | --     | --       | --        | --     | --         | --   | --        | --    | --    |
| 11/3  |              | --    | --    | --             | --     | --       | --        | --     | --         | --   | --        | --    | --    |
| 11/10 |              | --    | --    | --             | --     | --       | --        | --     | --         | --   | --        | --    | --    |
| 11/17 |              | --    | --    | --             | --     | --       | --        | --     | --         | --   | --        | --    | --    |
| 11/24 |              | --    | --    | --             | --     | --       | --        | --     | --         | --   | --        | --    | --    |
| 12/2  |              | --    | --    | --             | --     | --       | --        | --     | --         | --   | --        | --    | --    |
| 12/15 |              | --    | --    | --             | --     | --       | --        | --     | --         | --   | --        | --    | --    |
| 12/22 |              | --    | --    | --             | --     | --       | --        | --     | --         | --   | --        | --    | --    |
| 12/28 |              | --    | --    | --             | --     | --       | --        | --     | --         | --   | --        | --    | --    |
| 1/5   |              | --    | --    | --             | --     | --       | --        | --     | --         | --   | --        | --    | --    |







| Quarterbacks              |     |   |    |       |         |        |       |         |        |        |          |         |
|---------------------------|-----|---|----|-------|---------|--------|-------|---------|--------|--------|----------|---------|
| Name                      | Pos | G | GS | OffPI | OffPI/G | OffPI% | DefPI | DefPI/G | DefPI% | SpTmPI | SpTmPI/G | SpTmPI% |
| Bo Nix                    | QB  | 5 | 5  | 322   | 64.4    | 100.0  | 0     | 0.0     | 0.0    | 0      | 0.0      | 0.0     |
| Running Backs             |     |   |    |       |         |        |       |         |        |        |          |         |
| Name                      | Pos | G | GS | OffPI | OffPI/G | OffPI% | DefPI | DefPI/G | DefPI% | SpTmPI | SpTmPI/G | SpTmPI% |
| Javonte Williams          | RB  | 5 | 5  | 186   | 37.2    | 57.8   | 0     | 0.0     | 0.0    | 0      | 0.0      | 0.0     |
| Jaleel McLaughlin         | RB  | 5 | 0  | 103   | 20.6    | 32.0   | 0     | 0.0     | 0.0    | 1      | 0.2      | 0.7     |
| Michael Burton            | RB  | 5 | 1  | 54    | 10.8    | 16.8   | 0     | 0.0     | 0.0    | 96     | 19.2     | 69.1    |
| Tyler Badie               | RB  | 3 | 0  | 21    | 7.0     | 11.1   | 0     | 0.0     | 0.0    | 0      | 0.0      | 0.0     |
| Audric Estime             | RB  | 1 | 0  | 3     | 3.0     | 4.3    | 0     | 0.0     | 0.0    | 9      | 9.0      | 26.5    |
| Blake Watson              | RB  | 1 | 0  | 1     | 1.0     | 1.6    | 0     | 0.0     | 0.0    | 1      | 1.0      | 3.3     |
| Wide Receivers/Tight Ends |     |   |    |       |         |        |       |         |        |        |          |         |
| Name                      | Pos | G | GS | OffPI | OffPI/G | OffPI% | DefPI | DefPI/G | DefPI% | SpTmPI | SpTmPI/G | SpTmPI% |
| Courtland Sutton          | WR  | 5 | 3  | 266   | 53.2    | 82.6   | 0     | 0.0     | 0.0    | 1      | 0.2      | 0.7     |
| Lil'Jordan Humphrey       | WR  | 5 | 1  | 200   | 40.0    | 62.1   | 0     | 0.0     | 0.0    | 0      | 0.0      | 0.0     |
| Josh Reynolds             | WR  | 5 | 1  | 187   | 37.4    | 58.1   | 0     | 0.0     | 0.0    | 1      | 0.2      | 0.7     |
| Adam Trautman             | TE  | 5 | 5  | 157   | 31.4    | 48.8   | 0     | 0.0     | 0.0    | 20     | 4.0      | 14.4    |
| Greg Dulcich              | TE  | 4 | 3  | 120   | 30.0    | 46.3   | 0     | 0.0     | 0.0    | 0      | 0.0      | 0.0     |
| Nate Adkins               | TE  | 5 | 3  | 111   | 22.2    | 34.5   | 0     | 0.0     | 0.0    | 83     | 16.6     | 59.7    |
| Marvin Mims Jr.           | WR  | 5 | 1  | 59    | 11.8    | 18.3   | 0     | 0.0     | 0.0    | 54     | 10.8     | 38.8    |
| Troy Franklin             | WR  | 4 | 2  | 59    | 14.8    | 23.3   | 0     | 0.0     | 0.0    | 0      | 0.0      | 0.0     |
| Devaughn Vele             | WR  | 1 | 0  | 34    | 34.0    | 49.3   | 0     | 0.0     | 0.0    | 0      | 0.0      | 0.0     |
| Lucas Krull               | TE  | 1 | 0  | 18    | 18.0    | 28.6   | 0     | 0.0     | 0.0    | 8      | 8.0      | 26.7    |
| Offensive Linemen         |     |   |    |       |         |        |       |         |        |        |          |         |
| Name                      | Pos | G | GS | OffPI | OffPI/G | OffPI% | DefPI | DefPI/G | DefPI% | SpTmPI | SpTmPI/G | SpTmPI% |
| Quinn Meinerz             | G   | 5 | 5  | 322   | 64.4    | 100.0  | 0     | 0.0     | 0.0    | 22     | 4.4      | 15.8    |
| Ben Powers                | G   | 5 | 5  | 322   | 64.4    | 100.0  | 0     | 0.0     | 0.0    | 22     | 4.4      | 15.8    |
| Luke Wattenberg           | C   | 5 | 5  | 312   | 62.4    | 96.9   | 0     | 0.0     | 0.0    | 2      | 0.4      | 1.4     |
| Garett Bolles             | T   | 5 | 5  | 303   | 60.6    | 94.1   | 0     | 0.0     | 0.0    | 22     | 4.4      | 15.8    |
| Alex Palczewski           | T   | 5 | 3  | 164   | 32.8    | 50.9   | 0     | 0.0     | 0.0    | 19     | 3.8      | 13.7    |
| Mike McGlinchey           | T   | 2 | 2  | 128   | 64.0    | 98.5   | 0     | 0.0     | 0.0    | 5      | 2.5      | 8.5     |
| Matt Peart                | T   | 5 | 0  | 69    | 13.8    | 21.4   | 0     | 0.0     | 0.0    | 22     | 4.4      | 15.8    |
| Alex Forsyth              | C   | 5 | 0  | 10    | 2.0     | 3.1    | 0     | 0.0     | 0.0    | 30     | 6.0      | 21.6    |
| Frank Crum                | T   | 3 | 0  | 6     | 2.0     | 3.1    | 0     | 0.0     | 0.0    | 18     | 6.0      | 22.5    |
| Defensive Linemen         |     |   |    |       |         |        |       |         |        |        |          |         |
| Name                      | Pos | G | GS | OffPI | OffPI/G | OffPI% | DefPI | DefPI/G | DefPI% | SpTmPI | SpTmPI/G | SpTmPI% |
| Zach Allen                | DE  | 5 | 5  | 0     | 0.0     | 0.0    | 312   | 62.4    | 93.4   | 20     | 4.0      | 14.4    |
| Malcolm Roach             | DT  | 5 | 0  | 0     | 0.0     | 0.0    | 144   | 28.8    | 43.1   | 19     | 3.8      | 13.7    |
| D.J. Jones                | DT  | 5 | 5  | 0     | 0.0     | 0.0    | 142   | 28.4    | 42.5   | 12     | 2.4      | 8.6     |
| John Franklin-Myers       | DE  | 5 | 4  | 0     | 0.0     | 0.0    | 136   | 27.2    | 40.7   | 4      | 0.8      | 2.9     |
| Jordan Jackson            | DT  | 5 | 0  | 0     | 0.0     | 0.0    | 103   | 20.6    | 30.8   | 44     | 8.8      | 31.7    |
| Linebackers               |     |   |    |       |         |        |       |         |        |        |          |         |
| Name                      | Pos | G | GS | OffPI | OffPI/G | OffPI% | DefPI | DefPI/G | DefPI% | SpTmPI | SpTmPI/G | SpTmPI% |
| Jonathon Cooper           | LB  | 5 | 5  | 0     | 0.0     | 0.0    | 251   | 50.2    | 75.1   | 22     | 4.4      | 15.8    |
| Cody Barton               | LB  | 5 | 2  | 0     | 0.0     | 0.0    | 246   | 49.2    | 73.7   | 30     | 6.0      | 21.6    |
| Nik Bonitto               | LB  | 5 | 3  | 0     | 0.0     | 0.0    | 193   | 38.6    | 57.8   | 4      | 0.8      | 2.9     |
| Alex Singleton            | LB  | 3 | 3  | 0     | 0.0     | 0.0    | 190   | 63.3    | 100.0  | 8      | 2.7      | 9.9     |
| Jonah Elliss              | LB  | 5 | 0  | 0     | 0.0     | 0.0    | 126   | 25.2    | 37.7   | 71     | 14.2     | 51.1    |
| Justin Strnad             | LB  | 5 | 2  | 0     | 0.0     | 0.0    | 108   | 21.6    | 32.3   | 96     | 19.2     | 69.1    |
| Baron Browning            | LB  | 2 | 2  | 0     | 0.0     | 0.0    | 58    | 29.0    | 43.6   | 0      | 0.0      | 0.0     |
| Dondrea Tillman           | LB  | 3 | 0  | 0     | 0.0     | 0.0    | 53    | 17.7    | 26.4   | 40     | 13.3     | 50.0    |
| Kristian Welch            | LB  | 5 | 1  | 0     | 0.0     | 0.0    | 34    | 6.8     | 10.2   | 81     | 16.2     | 58.3    |
| Levelle Bailey            | LB  | 2 | 0  | 0     | 0.0     | 0.0    | 0     | 0.0     | 0.0    | 24     | 12.0     | 41.4    |
| Defensive Backs           |     |   |    |       |         |        |       |         |        |        |          |         |
| Name                      | Pos | G | GS | OffPI | OffPI/G | OffPI% | DefPI | DefPI/G | DefPI% | SpTmPI | SpTmPI/G | SpTmPI% |
| Pat Surtain II            | CB  | 5 | 5  | 5     | 1.0     | 1.6    | 334   | 66.8    | 100.0  | 3      | 0.6      | 2.2     |
| P.J. Locke                | S   | 5 | 5  | 0     | 0.0     | 0.0    | 330   | 66.0    | 98.8   | 31     | 6.2      | 22.3    |
| Riley Moss                | CB  | 5 | 5  | 0     | 0.0     | 0.0    | 324   | 64.8    | 97.0   | 43     | 8.6      | 30.9    |
| Brandon Jones             | S   | 5 | 5  | 0     | 0.0     | 0.0    | 298   | 59.6    | 89.2   | 0      | 0.0      | 0.0     |
| Ja'Quan McMillian         | CB  | 5 | 3  | 0     | 0.0     | 0.0    | 241   | 48.2    | 72.2   | 23     | 4.6      | 16.5    |
| Levi Wallace              | CB  | 5 | 0  | 0     | 0.0     | 0.0    | 33    | 6.6     | 9.9    | 7      | 1.4      | 5.0     |
| Devon Key                 | CB  | 5 | 0  | 0     | 0.0     | 0.0    | 18    | 3.6     | 5.4    | 83     | 16.6     | 59.7    |
| Tremon Smith              | CB  | 5 | 0  | 0     | 0.0     | 0.0    | 0     | 0.0     | 0.0    | 115    | 23.0     | 82.7    |
| JL Skinner                | S   | 3 | 0  | 0     | 0.0     | 0.0    | 0     | 0.0     | 0.0    | 70     | 23.3     | 78.7    |
| Keidron Smith             | S   | 5 | 0  | 0     | 0.0     | 0.0    | 0     | 0.0     | 0.0    | 64     | 12.8     | 46.0    |
| Tanner McCalister         | S   | 2 | 0  | 0     | 0.0     | 0.0    | 0     | 0.0     | 0.0    | 29     | 14.5     | 58.0    |
| Special Teams             |     |   |    |       |         |        |       |         |        |        |          |         |
| Name                      | Pos | G | GS | OffPI | OffPI/G | OffPI% | DefPI | DefPI/G | DefPI% | SpTmPI | SpTmPI/G | SpTmPI% |
| Riley Dixon               | P   | 5 | 0  | 0     | 0.0     | 0.0    | 0     | 0.0     | 0.0    | 52     | 10.4     | 37.4    |
| Mitchell Fraboni          | LS  | 5 | 0  | 0     | 0.0     | 0.0    | 0     | 0.0     | 0.0    | 52     | 10.4     | 37.4    |
| Wil Lutz                  | K   | 5 | 0  | 0     | 0.0     | 0.0    | 0     | 0.0     | 0.0    | 46     | 9.2      | 33.1    |

-OffPI%, DefPI%, and SpTmPI% statistics are in relation to the number of team plays only in games played by that individual player.  
 -Note that some plays that are negated by penalty are counted in players' participation total. Fake punts/FGs are counted as special teams plays.

# GAME-BY-GAME OFFENSE



## 2024 REGULAR SEASON BRONCOS GAME-BY-GAME OFFENSE

|                         | 09/08 | 09/15 | 09/22 | 09/29 | 10/06 | 10/13 | 10/17 | 10/27 | 11/03 | 11/10 | 11/17 | 11/24 | 12/02 | 12/15 | 12/22 | 12/28 | 01/05 | Totals |
|-------------------------|-------|-------|-------|-------|-------|-------|-------|-------|-------|-------|-------|-------|-------|-------|-------|-------|-------|--------|
|                         | @ SEA | PIT   | @ TB  | @ NYJ | LV    | LAC   | @ NO  | CAR   | @ BAL | @ KC  | ATL   | @ LV  | CLE   | IND   | @ LAC | @ CIN | KC    |        |
| <b>FIRST DOWNS</b>      |       |       |       |       |       |       |       |       |       |       |       |       |       |       |       |       |       |        |
| Total                   | 13    | 13    | 18    | 12    | 18    |       |       |       |       |       |       |       |       |       |       |       |       | 74     |
| Rushing                 | 7     | 5     | 10    | 8     | 6     |       |       |       |       |       |       |       |       |       |       |       |       | 36     |
| Passing                 | 6     | 8     | 8     | 3     | 9     |       |       |       |       |       |       |       |       |       |       |       |       | 34     |
| Penalty                 | 0     | 0     | 0     | 1     | 3     |       |       |       |       |       |       |       |       |       |       |       |       | 4      |
| <b>THIRD DOWNS</b>      |       |       |       |       |       |       |       |       |       |       |       |       |       |       |       |       |       |        |
| Attempts                | 18    | 12    | 13    | 14    | 12    |       |       |       |       |       |       |       |       |       |       |       |       | 69     |
| Converted               | 5     | 2     | 4     | 3     | 3     |       |       |       |       |       |       |       |       |       |       |       |       | 17     |
| Percentage              | 27.8  | 16.7  | 30.8  | 21.4  | 25.0  |       |       |       |       |       |       |       |       |       |       |       |       | 24.6   |
| <b>FOURTH DOWNS</b>     |       |       |       |       |       |       |       |       |       |       |       |       |       |       |       |       |       |        |
| Attempts                | 1     | 2     | 3     | 0     | 1     |       |       |       |       |       |       |       |       |       |       |       |       | 7      |
| Converted               | 1     | 1     | 2     | 0     | 1     |       |       |       |       |       |       |       |       |       |       |       |       | 5      |
| Percentage              | 100.0 | 50.0  | 66.7  | 0     | 100.0 |       |       |       |       |       |       |       |       |       |       |       |       | 71.4   |
| <b>TOT. OFFENSE</b>     |       |       |       |       |       |       |       |       |       |       |       |       |       |       |       |       |       |        |
| Net Yards               | 231   | 295   | 352   | 186   | 289   |       |       |       |       |       |       |       |       |       |       |       |       | 1,353  |
| Plays                   | 69    | 56    | 64    | 56    | 58    |       |       |       |       |       |       |       |       |       |       |       |       | 303    |
| Avg./Play               | 3.3   | 5.3   | 5.5   | 3.3   | 5.0   |       |       |       |       |       |       |       |       |       |       |       |       | 4.5    |
| <b>RUSHING</b>          |       |       |       |       |       |       |       |       |       |       |       |       |       |       |       |       |       |        |
| Net Yards               | 99    | 64    | 136   | 126   | 109   |       |       |       |       |       |       |       |       |       |       |       |       | 534    |
| Rush. Att.              | 25    | 19    | 28    | 31    | 28    |       |       |       |       |       |       |       |       |       |       |       |       | 131    |
| Avg./Att.               | 4.0   | 3.4   | 4.9   | 4.1   | 3.9   |       |       |       |       |       |       |       |       |       |       |       |       | 4.1    |
| <b>PASSING</b>          |       |       |       |       |       |       |       |       |       |       |       |       |       |       |       |       |       |        |
| Net Yards               | 132   | 231   | 216   | 60    | 180   |       |       |       |       |       |       |       |       |       |       |       |       | 819    |
| Sacked                  | 2.0   | 2.0   | 0.0   | 0.0   | 3.0   |       |       |       |       |       |       |       |       |       |       |       |       | 7.0    |
| Yards Lost              | 6     | 15    | 0     | 0     | 26    |       |       |       |       |       |       |       |       |       |       |       |       | 47     |
| Gross Yards             | 138   | 246   | 216   | 60    | 206   |       |       |       |       |       |       |       |       |       |       |       |       | 866    |
| Attempts                | 42    | 35    | 36    | 25    | 27    |       |       |       |       |       |       |       |       |       |       |       |       | 165    |
| Completions             | 26    | 20    | 25    | 12    | 19    |       |       |       |       |       |       |       |       |       |       |       |       | 102    |
| Completion Pct          | 61.9  | 57.1  | 69.4  | 48.0  | 70.4  |       |       |       |       |       |       |       |       |       |       |       |       | 61.8   |
| Intercepted             | 2     | 2     | 0     | 0     | 0     |       |       |       |       |       |       |       |       |       |       |       |       | 4      |
| Avg. Gain Per Pass Play | 3.0   | 6.2   | 6.0   | 2.4   | 6.0   |       |       |       |       |       |       |       |       |       |       |       |       | 4.8    |
| <b>KICKOFFS</b>         |       |       |       |       |       |       |       |       |       |       |       |       |       |       |       |       |       |        |
| Kickoff Returns         | 3     | 0     | 0     | 0     | 2     |       |       |       |       |       |       |       |       |       |       |       |       | 5      |
| Kickoff Return Yards    | 69    | 0     | 0     | 0     | 61    |       |       |       |       |       |       |       |       |       |       |       |       | 130    |
| Kickoff Return Avg.     | 23.0  | 0     | 0     | 0     | 30.5  |       |       |       |       |       |       |       |       |       |       |       |       | 26.0   |
| <b>PUNTING</b>          |       |       |       |       |       |       |       |       |       |       |       |       |       |       |       |       |       |        |
| Punts                   | 8     | 6     | 2     | 8     | 6     |       |       |       |       |       |       |       |       |       |       |       |       | 30     |
| Yards                   | 389   | 315   | 96    | 339   | 259   |       |       |       |       |       |       |       |       |       |       |       |       | 1,398  |
| Gross Avg.              | 48.6  | 52.5  | 48.0  | 42.4  | 43.2  |       |       |       |       |       |       |       |       |       |       |       |       | 46.6   |
| Net Avg.                | 46.1  | 48.0  | 48.0  | 38.5  | 39.8  |       |       |       |       |       |       |       |       |       |       |       |       | 43.3   |
| Punts Blocked           | 0     | 0     | 0     | 0     | 0     |       |       |       |       |       |       |       |       |       |       |       |       | 0      |
| Touchbacks              | 1     | 0     | 0     | 0     | 1     |       |       |       |       |       |       |       |       |       |       |       |       | 2      |
| Inside 20               | 4     | 3     | 1     | 3     | 3     |       |       |       |       |       |       |       |       |       |       |       |       | 14     |
| Fair Catches            | 0     | 1     | 1     | 4     | 0     |       |       |       |       |       |       |       |       |       |       |       |       | 6      |
| Punt Returns            | 5     | 3     | 1     | 1     | 2     |       |       |       |       |       |       |       |       |       |       |       |       | 12     |
| Punt Return Avg.        | 9.4   | 6.7   | 27.0  | 5.0   | 27.0  |       |       |       |       |       |       |       |       |       |       |       |       | 12.8   |
| Punt Return Yards       | 47    | 20    | 27    | 5     | 54    |       |       |       |       |       |       |       |       |       |       |       |       | 153    |
| <b>PENALTIES</b>        |       |       |       |       |       |       |       |       |       |       |       |       |       |       |       |       |       |        |
| Number                  | 8     | 9     | 5     | 5     | 9     |       |       |       |       |       |       |       |       |       |       |       |       | 36     |
| Yards                   | 60    | 124   | 51    | 74    | 44    |       |       |       |       |       |       |       |       |       |       |       |       | 353    |
| <b>FUMBLES</b>          |       |       |       |       |       |       |       |       |       |       |       |       |       |       |       |       |       |        |
| Number                  | 2     | 0     | 1     | 1     | 1     |       |       |       |       |       |       |       |       |       |       |       |       | 5      |
| Lost                    | 1     | 0     | 1     | 1     | 0     |       |       |       |       |       |       |       |       |       |       |       |       | 3      |
| <b>SCORING</b>          |       |       |       |       |       |       |       |       |       |       |       |       |       |       |       |       |       |        |
| Points                  | 20    | 6     | 26    | 10    | 34    |       |       |       |       |       |       |       |       |       |       |       |       | 96     |
| TD Rushing              | 1     | 0     | 2     | 0     | 1     |       |       |       |       |       |       |       |       |       |       |       |       | 4      |
| TD Passing              | 0     | 0     | 0     | 1     | 2     |       |       |       |       |       |       |       |       |       |       |       |       | 3      |
| TD Sp. Teams            | 0     | 0     | 0     | 0     | 0     |       |       |       |       |       |       |       |       |       |       |       |       | 0      |
| TD Def. Returns         | 0     | 0     | 0     | 0     | 1     |       |       |       |       |       |       |       |       |       |       |       |       | 1      |
| Total TDs               | 1     | 0     | 2     | 1     | 4     |       |       |       |       |       |       |       |       |       |       |       |       | 8      |
| PAT Attempts            | 1     | 0     | 2     | 1     | 4     |       |       |       |       |       |       |       |       |       |       |       |       | 8      |
| PAT Made                | 1     | 0     | 2     | 1     | 4     |       |       |       |       |       |       |       |       |       |       |       |       | 8      |
| FG Attempts             | 3     | 2     | 4     | 2     | 2     |       |       |       |       |       |       |       |       |       |       |       |       | 13     |
| FG Made                 | 3     | 2     | 4     | 1     | 2     |       |       |       |       |       |       |       |       |       |       |       |       | 12     |
| Safety                  | 2     | 0     | 0     | 0     | 0     |       |       |       |       |       |       |       |       |       |       |       |       | 2      |
| 2-Pt Attempts           | 0     | 0     | 0     | 0     | 0     |       |       |       |       |       |       |       |       |       |       |       |       | 0      |
| 2-Pt Made               | 0     | 0     | 0     | 0     | 0     |       |       |       |       |       |       |       |       |       |       |       |       | 0      |
| TOP                     | 31:14 | 27:41 | 32:08 | 28:16 | 28:37 |       |       |       |       |       |       |       |       |       |       |       |       | 29:35  |



# GAME-BY-GAME DEFENSE



## 2024 REGULAR SEASON BRONCOS GAME-BY-GAME DEFENSE

|                     | 09/08 | 09/15 | 09/22 | 09/29 | 10/06 | 10/13 | 10/17 | 10/27 | 11/03 | 11/10 | 11/17 | 11/24 | 12/02 | 12/15 | 12/22 | 12/28 | 01/05 | Totals |
|---------------------|-------|-------|-------|-------|-------|-------|-------|-------|-------|-------|-------|-------|-------|-------|-------|-------|-------|--------|
|                     | @ SEA | PIT   | @ TB  | @ NYJ | LV    | LAC   | @ NO  | CAR   | @ BAL | @ KC  | ATL   | @ LV  | CLE   | IND   | @ LAC | @ CIN | KC    |        |
| <b>FIRST DOWNS</b>  |       |       |       |       |       |       |       |       |       |       |       |       |       |       |       |       |       |        |
| Total               | 19    | 16    | 17    | 16    | 20    |       |       |       |       |       |       |       |       |       |       |       |       | 88     |
| Rushing             | 5     | 4     | 4     | 4     | 5     |       |       |       |       |       |       |       |       |       |       |       |       | 22     |
| Passing             | 11    | 7     | 11    | 10    | 13    |       |       |       |       |       |       |       |       |       |       |       |       | 52     |
| Penalty             | 3     | 5     | 2     | 2     | 2     |       |       |       |       |       |       |       |       |       |       |       |       | 14     |
| <b>THIRD DOWNS</b>  |       |       |       |       |       |       |       |       |       |       |       |       |       |       |       |       |       |        |
| Attempts            | 12    | 13    | 11    | 17    | 15    |       |       |       |       |       |       |       |       |       |       |       |       | 68     |
| Converted           | 4     | 4     | 3     | 4     | 7     |       |       |       |       |       |       |       |       |       |       |       |       | 22     |
| Percentage          | 33.3% | 30.8% | 27.3% | 23.5% | 46.7% |       |       |       |       |       |       |       |       |       |       |       |       | 32.4%  |
| <b>FOURTH DOWNS</b> |       |       |       |       |       |       |       |       |       |       |       |       |       |       |       |       |       |        |
| Attempts            | 0     | 0     | 2     | 1     | 1     |       |       |       |       |       |       |       |       |       |       |       |       | 4      |
| Converted           | 0     | 0     | 0     | 0     | 0     |       |       |       |       |       |       |       |       |       |       |       |       | 0      |
| Percentage          | 0     | 0     | 0.0%  | 0.0%  | 0.0%  |       |       |       |       |       |       |       |       |       |       |       |       | 0.0%   |
| <b>TOT. OFFENSE</b> |       |       |       |       |       |       |       |       |       |       |       |       |       |       |       |       |       |        |
| Net Yards           | 304   | 251   | 223   | 248   | 330   |       |       |       |       |       |       |       |       |       |       |       |       | 1,356  |
| Plays               | 60    | 58    | 56    | 70    | 65    |       |       |       |       |       |       |       |       |       |       |       |       | 309    |
| Avg./Play           | 5.1   | 4.3   | 4.0   | 3.5   | 5.1   |       |       |       |       |       |       |       |       |       |       |       |       | 4.4    |
| <b>RUSHING</b>      |       |       |       |       |       |       |       |       |       |       |       |       |       |       |       |       |       |        |
| Net Yards           | 146   | 141   | 91    | 64    | 115   |       |       |       |       |       |       |       |       |       |       |       |       | 557    |
| Rush. Att.          | 33    | 36    | 16    | 23    | 25    |       |       |       |       |       |       |       |       |       |       |       |       | 133    |
| Avg./Att.           | 4.4   | 3.9   | 5.7   | 2.8   | 4.6   |       |       |       |       |       |       |       |       |       |       |       |       | 4.2    |
| <b>PASSING</b>      |       |       |       |       |       |       |       |       |       |       |       |       |       |       |       |       |       |        |
| Net Yards           | 158   | 110   | 132   | 184   | 215   |       |       |       |       |       |       |       |       |       |       |       |       | 799    |
| Attempts            | 25    | 20    | 33    | 42    | 37    |       |       |       |       |       |       |       |       |       |       |       |       | 157    |
| Completions         | 18    | 13    | 25    | 24    | 22    |       |       |       |       |       |       |       |       |       |       |       |       | 102    |
| Intercepted         | 1     | 0     | 1     | 0     | 3     |       |       |       |       |       |       |       |       |       |       |       |       | 5      |
| Gross Yards         | 171   | 117   | 163   | 225   | 231   |       |       |       |       |       |       |       |       |       |       |       |       | 907    |
| Sacked              | 2.0   | 2.0   | 7.0   | 5.0   | 3.0   |       |       |       |       |       |       |       |       |       |       |       |       | 19.0   |
| Yards Lost          | 13    | 7     | 31    | 41    | 16    |       |       |       |       |       |       |       |       |       |       |       |       | 108    |
| <b>ADVANCES</b>     |       |       |       |       |       |       |       |       |       |       |       |       |       |       |       |       |       |        |
| Rushes              | 33    | 36    | 16    | 23    | 25    |       |       |       |       |       |       |       |       |       |       |       |       | 133    |
| Completions         | 18    | 13    | 25    | 24    | 22    |       |       |       |       |       |       |       |       |       |       |       |       | 102    |
| Totals              | 51    | 49    | 41    | 47    | 47    |       |       |       |       |       |       |       |       |       |       |       |       | 235    |
| Total Drives        | 15    | 11    | 11    | 13    | 12    |       |       |       |       |       |       |       |       |       |       |       |       | 62     |
| <b>PENALTIES</b>    |       |       |       |       |       |       |       |       |       |       |       |       |       |       |       |       |       |        |
| Number              | 6     | 10    | 5     | 13    | 11    |       |       |       |       |       |       |       |       |       |       |       |       | 45     |
| Yards               | 41    | 78    | 19    | 90    | 79    |       |       |       |       |       |       |       |       |       |       |       |       | 307    |
| <b>FUMBLES</b>      |       |       |       |       |       |       |       |       |       |       |       |       |       |       |       |       |       |        |
| Number              | 1     | 1     | 1     | 1     | 0     |       |       |       |       |       |       |       |       |       |       |       |       | 4      |
| Lost                | 1     | 0     | 1     | 1     | 0     |       |       |       |       |       |       |       |       |       |       |       |       | 3      |
| <b>PUNTING</b>      |       |       |       |       |       |       |       |       |       |       |       |       |       |       |       |       |       |        |
| Yards               | 241   | 424   | 189   | 316   | 267   |       |       |       |       |       |       |       |       |       |       |       |       | 1,437  |
| Punts               | 5     | 8     | 4     | 7     | 5     |       |       |       |       |       |       |       |       |       |       |       |       | 29     |
| Net Avg.            | 38.8  | 43.0  | 40.5  | 44.4  | 42.6  |       |       |       |       |       |       |       |       |       |       |       |       | 42.2   |
| Gross Avg.          | 48.2  | 53.0  | 47.3  | 45.1  | 53.4  |       |       |       |       |       |       |       |       |       |       |       |       | 49.6   |
| <b>SCORING</b>      |       |       |       |       |       |       |       |       |       |       |       |       |       |       |       |       |       |        |
| Points              | 26    | 13    | 7     | 9     | 18    |       |       |       |       |       |       |       |       |       |       |       |       | 73     |
| Q1                  | 3     | 7     | 0     | 0     | 10    |       |       |       |       |       |       |       |       |       |       |       |       | 20     |
| Q2                  | 6     | 3     | 7     | 6     | 0     |       |       |       |       |       |       |       |       |       |       |       |       | 22     |
| Q3                  | 10    | 3     | 0     | 0     | 0     |       |       |       |       |       |       |       |       |       |       |       |       | 13     |
| Q4                  | 7     | 0     | 0     | 3     | 8     |       |       |       |       |       |       |       |       |       |       |       |       | 18     |
| OT                  | 0     | 0     | 0     | 0     | 0     |       |       |       |       |       |       |       |       |       |       |       |       | 0      |
| TD Rushing          | 2     | 0     | 0     | 0     | 1     |       |       |       |       |       |       |       |       |       |       |       |       | 3      |
| TD Passing          | 1     | 1     | 1     | 0     | 1     |       |       |       |       |       |       |       |       |       |       |       |       | 4      |
| TD KO Returns       | 0     | 0     | 0     | 0     | 0     |       |       |       |       |       |       |       |       |       |       |       |       | 0      |
| TD Punt Returns     | 0     | 0     | 0     | 0     | 0     |       |       |       |       |       |       |       |       |       |       |       |       | 0      |
| TD Sp. Teams        | 0     | 0     | 0     | 0     | 0     |       |       |       |       |       |       |       |       |       |       |       |       | 0      |
| TD Def. Returns     | 0     | 0     | 0     | 0     | 0     |       |       |       |       |       |       |       |       |       |       |       |       | 0      |
| FG Attempts         | 2     | 2     | 0     | 4     | 1     |       |       |       |       |       |       |       |       |       |       |       |       | 9      |
| FG Made             | 2     | 2     | 0     | 3     | 1     |       |       |       |       |       |       |       |       |       |       |       |       | 8      |
| Safety              | 0     | 0     | 0     | 0     | 0     |       |       |       |       |       |       |       |       |       |       |       |       | 0      |
| 2-Pt Attempts       | 1     | 0     | 0     | 0     | 1     |       |       |       |       |       |       |       |       |       |       |       |       | 2      |
| 2-Pt Made           | 0     | 0     | 0     | 0     | 1     |       |       |       |       |       |       |       |       |       |       |       |       | 1      |
| Time of Possession  | 28:46 | 32:19 | 27:52 | 31:44 | 31:23 |       |       |       |       |       |       |       |       |       |       |       |       | 152:04 |



# TIME SPENT IN LEAD



| GAME             | W/L      | LED              |              | TIED            |              | BEHIND           |              |
|------------------|----------|------------------|--------------|-----------------|--------------|------------------|--------------|
|                  |          | TIME             | PCT          | TIME            | PCT          | TIME             | PCT          |
| at Sea. (9/8)    | L, 20-26 | 24:20:00         | 40.6%        | 8:37:00         | 14.4%        | 27:03:00         | 45.1%        |
| vs. Pit. (9/15)  | L, 6-13  | 0:00:00          | 0.0%         | 13:04:00        | 21.8%        | 46:56:00         | 78.2%        |
| at T.B. (9/22)   | W, 26-7  | 56:05:00         | 93.5%        | 3:55:00         | 6.5%         | 0:00:00          | 0.0%         |
| at NYJ (9/29)    | W, 10-9  | 13:29:00         | 22.5%        | 15:09:00        | 25.3%        | 31:22:00         | 52.3%        |
| vs. L.V. (10/6)  | W, 34-18 | 30:00:00         | 50.0%        | 10:46:00        | 17.9%        | 19:14:00         | 32.1%        |
| vs. LAC (10/13)  |          |                  |              |                 |              |                  |              |
| at N.O. (10/17)  |          |                  |              |                 |              |                  |              |
| vs. Car. (10/27) |          |                  |              |                 |              |                  |              |
| at Bal. (11/3)   |          |                  |              |                 |              |                  |              |
| at K.C. (11/10)  |          |                  |              |                 |              |                  |              |
| vs. Atl. (11/17) |          |                  |              |                 |              |                  |              |
| at L.V. (11/24)  |          |                  |              |                 |              |                  |              |
| vs. Cle. (12/2)  |          |                  |              |                 |              |                  |              |
| vs. Ind. (12/15) |          |                  |              |                 |              |                  |              |
| at LAC (12/22)   |          |                  |              |                 |              |                  |              |
| at Cin. (TBD)    |          |                  |              |                 |              |                  |              |
| vs. K.C. (TBD)   |          |                  |              |                 |              |                  |              |
| <b>TOTAL</b>     |          | <b>123:54:00</b> | <b>41.3%</b> | <b>51:31:00</b> | <b>17.2%</b> | <b>124:35:00</b> | <b>41.5%</b> |
| <b>AVERAGE</b>   |          | <b>24:46:48</b>  |              | <b>10:18:12</b> |              | <b>24:55:00</b>  |              |



(AS OF OCT 8, 2024, 12:13 PM MDT)

2024 : REGULAR SEASON

| DATE               | OPPONENT         | W/L/T      | BRONCOS    |            |            |            |           |             | OPPONENTS  |            |            |            |           | POINT DIFF  | OVERALL RECORD |            |
|--------------------|------------------|------------|------------|------------|------------|------------|-----------|-------------|------------|------------|------------|------------|-----------|-------------|----------------|------------|
|                    |                  |            | 1ST        | 2ND        | 3RD        | 4TH        | OT        | TOTAL       | 1ST        | 2ND        | 3RD        | 4TH        | OT        |             |                | TOTAL      |
| 9/8                | at Seattle       | L          | 3          | 10         | 0          | 7          | --        | 20          | 3          | 6          | 10         | 7          | --        | 26          | -6             | 0-1        |
| 9/15               | Pittsburgh       | L          | 0          | 0          | 0          | 6          | --        | 6           | 7          | 3          | 3          | 0          | --        | 13          | -7             | 0-2        |
| 9/22               | at Tampa Bay     | W          | 14         | 6          | 0          | 6          | --        | 26          | 0          | 7          | 0          | 0          | --        | 7           | +19            | 1-2        |
| 9/29               | at N.Y. Jets     | W          | 0          | 0          | 7          | 3          | --        | 10          | 0          | 6          | 0          | 3          | --        | 9           | +1             | 2-2        |
| 10/6               | Las Vegas        | W          | 0          | 13         | 7          | 14         | --        | 34          | 10         | 0          | 0          | 8          | --        | 18          | +16            | 3-2        |
| 10/13              | L.A. Chargers    | --         | --         | --         | --         | --         | --        | --          | --         | --         | --         | --         | --        | --          | --             | --         |
| 10/17              | at New Orleans   | --         | --         | --         | --         | --         | --        | --          | --         | --         | --         | --         | --        | --          | --             | --         |
| 10/27              | Carolina         | --         | --         | --         | --         | --         | --        | --          | --         | --         | --         | --         | --        | --          | --             | --         |
| 11/3               | at Baltimore     | --         | --         | --         | --         | --         | --        | --          | --         | --         | --         | --         | --        | --          | --             | --         |
| 11/10              | at Kansas City   | --         | --         | --         | --         | --         | --        | --          | --         | --         | --         | --         | --        | --          | --             | --         |
| 11/17              | Atlanta          | --         | --         | --         | --         | --         | --        | --          | --         | --         | --         | --         | --        | --          | --             | --         |
| 11/24              | at Las Vegas     | --         | --         | --         | --         | --         | --        | --          | --         | --         | --         | --         | --        | --          | --             | --         |
| 12/2               | Cleveland        | --         | --         | --         | --         | --         | --        | --          | --         | --         | --         | --         | --        | --          | --             | --         |
| 12/15              | Indianapolis     | --         | --         | --         | --         | --         | --        | --          | --         | --         | --         | --         | --        | --          | --             | --         |
| 12/22              | at L.A. Chargers | --         | --         | --         | --         | --         | --        | --          | --         | --         | --         | --         | --        | --          | --             | --         |
| 12/28              | at Cincinnati    | --         | --         | --         | --         | --         | --        | --          | --         | --         | --         | --         | --        | --          | --             | --         |
| 1/5                | Kansas City      | --         | --         | --         | --         | --         | --        | --          | --         | --         | --         | --         | --        | --          | --             | --         |
| <b>2024 TOTALS</b> |                  | <b>3-2</b> | <b>17</b>  | <b>29</b>  | <b>14</b>  | <b>36</b>  | <b>--</b> | <b>96</b>   | <b>20</b>  | <b>22</b>  | <b>13</b>  | <b>18</b>  | <b>--</b> | <b>73</b>   | <b>23</b>      | <b>3-2</b> |
| <b>AVG/GAME</b>    |                  |            | <b>3.4</b> | <b>5.8</b> | <b>2.8</b> | <b>7.2</b> | <b>--</b> | <b>19.2</b> | <b>4.0</b> | <b>4.4</b> | <b>2.6</b> | <b>3.6</b> | <b>--</b> | <b>14.6</b> | <b>4.6</b>     |            |



# SCORING DRIVES



## BRONCOS 2024 REGULAR SEASON SCORING DRIVES

| DATE          | OPP.         | DRIVE START  | PLAYS      | YDS.           | Q TIME       | SCORING PLAY                      | DEN | OPP |
|---------------|--------------|--------------|------------|----------------|--------------|-----------------------------------|-----|-----|
| 9/8           | at Seattle   | SEA 20       | 4          | 3              | Qt.1 1:36    | W. Lutz: 35 FG                    | 3   | 0   |
|               |              | SEA 9        | 4          | -2             | Qt.2 1:30    | W. Lutz: 30 FG                    | 8   | 3   |
|               |              | DEN 47       | 5          | 26             | Qt.2 0:29    | W. Lutz: 45 FG                    | 13  | 9   |
|               |              | DEN 46       | 7          | 54             | Qt.4 2:19    | B. Nix: 4 run                     | 20  | 26  |
| 9/15          | Pittsburgh   | DEN 30       | 12         | 54             | Qt.3 5:33    | Qt.4: W. Lutz: 35 FG              | 3   | 13  |
|               |              | DEN 20       | 9          | 69             | Qt.4 2:51    | W. Lutz: 29 FG                    | 6   | 13  |
| 9/22          | at Tampa Bay | DEN 30       | 6          | 70             | Qt.1 3:55    | B. Nix: 3 run                     | 7   | 0   |
|               |              | TB 9         | 4          | 9              | Qt.1 2:14    | J. McLaughlin: 1 run              | 14  | 0   |
|               |              | DEN 34       | 13         | 41             | Qt.1 6:52    | Qt.2: W. Lutz: 43 FG              | 17  | 0   |
|               |              | DEN 30       | 9          | 50             | Qt.2 1:48    | W. Lutz: 38 FG                    | 20  | 7   |
|               |              | DEN 6        | 15         | 79             | Qt.3 7:57    | Qt.4: W. Lutz: 33 FG              | 23  | 7   |
| DEN 25        | 5            | 50           | Qt.4 2:22  | W. Lutz: 43 FG | 26           | 7                                 |     |     |
| 9/29          | at N.Y. Jets | DEN 13       | 11         | 87             | Qt.3 5:27    | C. Sutton: 8 pass from B. Nix     | 7   | 6   |
|               |              | DEN 30       | 8          | 41             | Qt.4 4:39    | W. Lutz: 47 FG                    | 10  | 9   |
| 10/6          | Las Vegas    | DEN 41       | 7          | 26             | Qt.1 4:04    | Qt.2: W. Lutz: 51 FG              | 3   | 10  |
|               |              | DEN 36       | 5          | 38             | Qt.2 0:27    | W. Lutz: 44 FG                    | 13  | 10  |
|               |              | 50 yard line | 6          | 50             | Qt.3 3:00    | J. McLaughlin: 4 pass from B. Nix | 20  | 10  |
|               |              | DEN 42       | 8          | 58             | Qt.4 4:48    | B. Nix: 1 run                     | 27  | 10  |
|               |              | LV 39        | 4          | 39             | Qt.4 1:53    | J. Reynolds: 9 pass from B. Nix   | 34  | 10  |
| 10/13         | --           | --           | --         | --             | --           | --                                | --  |     |
| 10/17         | --           | --           | --         | --             | --           | --                                | --  |     |
| 10/27         | --           | --           | --         | --             | --           | --                                | --  |     |
| 11/3          | --           | --           | --         | --             | --           | --                                | --  |     |
| 11/10         | --           | --           | --         | --             | --           | --                                | --  |     |
| 11/17         | --           | --           | --         | --             | --           | --                                | --  |     |
| 11/24         | --           | --           | --         | --             | --           | --                                | --  |     |
| 12/2          | --           | --           | --         | --             | --           | --                                | --  |     |
| 12/15         | --           | --           | --         | --             | --           | --                                | --  |     |
| 12/22         | --           | --           | --         | --             | --           | --                                | --  |     |
| 12/28         | --           | --           | --         | --             | --           | --                                | --  |     |
| 1/5           | --           | --           | --         | --             | --           | --                                | --  |     |
| <b>AVG</b>    |              |              | <b>7.5</b> | <b>44.3</b>    | <b>3:21</b>  |                                   |     |     |
| <b>TOTALS</b> |              |              | <b>142</b> | <b>842</b>     | <b>63:44</b> |                                   |     |     |

## BRONCOS OPPONENTS 2024 REGULAR SEASON SCORING DRIVES

| DATE  | OPP.         | DRIVE START | PLAYS | YDS. | Q TIME    | SCORING PLAY                               | DEN | OPP |
|-------|--------------|-------------|-------|------|-----------|--|-----|-----|
| 9/8   | at Seattle   | SEA 22      | 7     | 46   | Qt.1 2:57 | J. Myers: 50 FG                            | 3   | 3   |
|       |              | SEA 30      | 5     | 70   | Qt.2 2:50 | G. Smith: 34 run                           | 8   | 9   |
|       |              | SEA 39      | 6     | 61   | Qt.3 2:47 | K. Walker III: 23 run                      | 13  | 16  |
|       |              | DEN 47      | 10    | 37   | Qt.3 3:54 | J. Myers: 28 FG                            | 13  | 19  |
|       |              | SEA 20      | 6     | 80   | Qt.3 2:43 | Qt.4: Z. Charbonnet: 30 pass from G. Smith | 13  | 26  |
| 9/15  | Pittsburgh   | PIT 22      | 12    | 78   | Qt.1 7:34 | D. Washington: 5 pass from J. Fields       | 0   | 7   |
|       |              | PIT 39      | 7     | 57   | Qt.2 2:28 | C. Boswell: 22 FG                          | 0   | 10  |
|       |              | PIT 20      | 4     | 45   | Qt.3 1:54 | C. Boswell: 53 FG                          | 0   | 13  |
| 9/22  | at Tampa Bay | TB 33       | 6     | 67   | Qt.2 2:45 | C. Godwin: 5 pass from B. Mayfield         | 17  | 7   |
| 9/29  | at N.Y. Jets | DEN 34      | 6     | 29   | Qt.1 2:16 | Qt.2: G. Zuerlein: 23 FG                   | 0   | 3   |
|       |              | NYJ 27      | 9     | 56   | Qt.2 1:47 | G. Zuerlein: 35 FG                         | 0   | 6   |
|       |              | NYJ 25      | 11    | 53   | Qt.3 4:34 | Qt.4: G. Zuerlein: 40 FG                   | 7   | 9   |
| 10/6  | Las Vegas    | LV 30       | 4     | 70   | Qt.1 2:03 | B. Bowers: 57 pass from G. Minshew II      | 0   | 7   |
|       |              | LV 10       | 13    | 68   | Qt.1 8:06 | D. Carlson: 40 FG                          | 0   | 10  |
|       |              | LV 25       | 12    | 75   | Qt.4 4:13 | A. Abdullah: 3 run                         | 34  | 18  |
| 10/13 | --           | --          | --    | --   | --        | --   | --  |     |
| 10/17 | --           | --          | --    | --   | --        | --   | --  |     |
| 10/27 | --           | --          | --    | --   | --        | --   | --  |     |
| 11/3  | --           | --          | --    | --   | --        | --   | --  |     |
| 11/10 | --           | --          | --    | --   | --        | --   | --  |     |
| 11/17 | --           | --          | --    | --   | --        | --   | --  |     |
| 11/24 | --           | --          | --    | --   | --        | --   | --  |     |
| 12/2  | --           | --          | --    | --   | --        | --   | --  |     |
| 12/15 | --           | --          | --    | --   | --        | --   | --  |     |



# SCORING DRIVES



|               |    |            |             |              |    |    |    |
|---------------|----|------------|-------------|--------------|----|----|----|
| 12/22         | -- | --         | --          | --           | -- | -- | -- |
| 12/28         | -- | --         | --          | --           | -- | -- | -- |
| 1/5           | -- | --         | --          | --           | -- | -- | -- |
| <b>AVG</b>    |    | <b>7.9</b> | <b>59.5</b> | <b>3:31</b>  |    |    |    |
| <b>TOTALS</b> |    | <b>118</b> | <b>892</b>  | <b>52:51</b> |    |    |    |





| 2024 REGULAR SEASON GXG DRIVES |                  |             |           |          |          |          |          |           |           |          |          |           |          |          |          |          |          |          |           |             |             |             |
|--------------------------------|------------------|-------------|-----------|----------|----------|----------|----------|-----------|-----------|----------|----------|-----------|----------|----------|----------|----------|----------|----------|-----------|-------------|-------------|-------------|
| DATE                           | OPPONENT         | STARTING QB | POSS      | TD       | PAT      | 2-PT     | M-2PT    | FG        | FGA       | MFG      | BK-FG    | PUNT      | INT      | FUM      | SAF      | DWNS     | HF       | GM       | PTS       | TD%         | SCORE%      | PTS/POSS    |
| 9/8                            | at Seattle       | B. Nix      | 15        | 1        | 1        | 0        | 0        | 3         | 3         | 0        | 0        | 8         | 2        | 1        | 2        | 0        | 0        | 0        | 16        | 6.7         | 26.7        | 1.07        |
| 9/15                           | Pittsburgh       | B. Nix      | 11        | 0        | 0        | 0        | 0        | 2         | 2         | 0        | 0        | 6         | 2        | 0        | 0        | 1        | 0        | 0        | 6         | 0.0         | 18.2        | 0.55        |
| 9/22                           | at Tampa Bay     | B. Nix      | 10        | 2        | 2        | 0        | 0        | 4         | 4         | 0        | 0        | 2         | 0        | 1        | 0        | 1        | 0        | 0        | 26        | 20.0        | 60.0        | 2.60        |
| 9/29                           | at N.Y. Jets     | B. Nix      | 13        | 1        | 1        | 0        | 0        | 1         | 2         | 1        | 0        | 8         | 0        | 1        | 0        | 0        | 0        | 1        | 10        | 7.7         | 15.4        | 0.77        |
| 10/6                           | Las Vegas        | B. Nix      | 12        | 3        | 4        | 0        | 0        | 2         | 2         | 0        | 0        | 6         | 0        | 0        | 0        | 0        | 0        | 1        | 27        | 25.0        | 41.7        | 2.25        |
| 10/13                          | L.A. Chargers    | --          | --        | --       | --       | --       | --       | --        | --        | --       | --       | --        | --       | --       | --       | --       | --       | --       | --        | --          | --          | --          |
| 10/17                          | at New Orleans   | --          | --        | --       | --       | --       | --       | --        | --        | --       | --       | --        | --       | --       | --       | --       | --       | --       | --        | --          | --          | --          |
| 10/27                          | Carolina         | --          | --        | --       | --       | --       | --       | --        | --        | --       | --       | --        | --       | --       | --       | --       | --       | --       | --        | --          | --          | --          |
| 11/3                           | at Baltimore     | --          | --        | --       | --       | --       | --       | --        | --        | --       | --       | --        | --       | --       | --       | --       | --       | --       | --        | --          | --          | --          |
| 11/10                          | at Kansas City   | --          | --        | --       | --       | --       | --       | --        | --        | --       | --       | --        | --       | --       | --       | --       | --       | --       | --        | --          | --          | --          |
| 11/17                          | Atlanta          | --          | --        | --       | --       | --       | --       | --        | --        | --       | --       | --        | --       | --       | --       | --       | --       | --       | --        | --          | --          | --          |
| 11/24                          | at Las Vegas     | --          | --        | --       | --       | --       | --       | --        | --        | --       | --       | --        | --       | --       | --       | --       | --       | --       | --        | --          | --          | --          |
| 12/2                           | Cleveland        | --          | --        | --       | --       | --       | --       | --        | --        | --       | --       | --        | --       | --       | --       | --       | --       | --       | --        | --          | --          | --          |
| 12/15                          | Indianapolis     | --          | --        | --       | --       | --       | --       | --        | --        | --       | --       | --        | --       | --       | --       | --       | --       | --       | --        | --          | --          | --          |
| 12/22                          | at L.A. Chargers | --          | --        | --       | --       | --       | --       | --        | --        | --       | --       | --        | --       | --       | --       | --       | --       | --       | --        | --          | --          | --          |
| 12/28                          | at Cincinnati    | --          | --        | --       | --       | --       | --       | --        | --        | --       | --       | --        | --       | --       | --       | --       | --       | --       | --        | --          | --          | --          |
| 1/5                            | Kansas City      | --          | --        | --       | --       | --       | --       | --        | --        | --       | --       | --        | --       | --       | --       | --       | --       | --       | --        | --          | --          | --          |
| <b>B. NIX TOTALS:</b>          |                  |             | <b>61</b> | <b>7</b> | <b>8</b> | <b>0</b> | <b>0</b> | <b>12</b> | <b>13</b> | <b>1</b> | <b>0</b> | <b>30</b> | <b>4</b> | <b>3</b> | <b>2</b> | <b>2</b> | <b>0</b> | <b>2</b> | <b>85</b> | <b>11.5</b> | <b>31.1</b> | <b>1.39</b> |
| <b>2024 TOTALS</b>             |                  |             | <b>61</b> | <b>7</b> | <b>8</b> | <b>0</b> | <b>0</b> | <b>12</b> | <b>13</b> | <b>1</b> | <b>0</b> | <b>30</b> | <b>4</b> | <b>3</b> | <b>2</b> | <b>2</b> | <b>0</b> | <b>2</b> | <b>85</b> | <b>11.5</b> | <b>31.1</b> | <b>1.39</b> |

Report only includes Starting QB stats.

| OPPONENTS GXG DRIVES |                  |               |           |          |          |          |          |          |          |          |          |           |          |          |          |          |          |          |           |             |             |             |
|----------------------|------------------|---------------|-----------|----------|----------|----------|----------|----------|----------|----------|----------|-----------|----------|----------|----------|----------|----------|----------|-----------|-------------|-------------|-------------|
| DATE                 | OPPONENT         | STARTING QB   | POSS      | TD       | PAT      | 2-PT     | M-2PT    | FG       | FGA      | MFG      | BK-FG    | PUNT      | INT      | FUM      | SAF      | DWNS     | HF       | GM       | PTS       | TD%         | SCORE%      | PTS/POSS    |
| 9/8                  | at Seattle       | G. Smith      | 15        | 3        | 2        | 1        | 0        | 2        | 2        | 0        | 0        | 5         | 1        | 1        | 0        | 0        | 1        | 1        | 26        | 20.0        | 46.7        | 1.73        |
| 9/15                 | Pittsburgh       | J. Fields     | 11        | 1        | 1        | 0        | 0        | 2        | 2        | 0        | 0        | 8         | 0        | 0        | 0        | 0        | 0        | 0        | 13        | 9.1         | 27.3        | 1.18        |
| 9/22                 | at Tampa Bay     | B. Mayfield   | 11        | 1        | 1        | 0        | 0        | 0        | 0        | 0        | 0        | 4         | 1        | 1        | 0        | 2        | 1        | 1        | 7         | 9.1         | 9.1         | 0.64        |
| 9/29                 | at N.Y. Jets     | A. Rodgers    | 13        | 0        | 0        | 0        | 0        | 3        | 4        | 1        | 0        | 7         | 0        | 1        | 0        | 1        | 0        | 0        | 9         | 0.0         | 23.1        | 0.69        |
| 10/6                 | Las Vegas        | G. Minshew II | 12        | 2        | 2        | 1        | 1        | 1        | 1        | 0        | 0        | 5         | 3        | 0        | 0        | 1        | 0        | 0        | 18        | 16.7        | 25.0        | 1.50        |
| 10/13                | L.A. Chargers    | --            | --        | --       | --       | --       | --       | --       | --       | --       | --       | --        | --       | --       | --       | --       | --       | --       | --        | --          | --          | --          |
| 10/17                | at New Orleans   | --            | --        | --       | --       | --       | --       | --       | --       | --       | --       | --        | --       | --       | --       | --       | --       | --       | --        | --          | --          | --          |
| 10/27                | Carolina         | --            | --        | --       | --       | --       | --       | --       | --       | --       | --       | --        | --       | --       | --       | --       | --       | --       | --        | --          | --          | --          |
| 11/3                 | at Baltimore     | --            | --        | --       | --       | --       | --       | --       | --       | --       | --       | --        | --       | --       | --       | --       | --       | --       | --        | --          | --          | --          |
| 11/10                | at Kansas City   | --            | --        | --       | --       | --       | --       | --       | --       | --       | --       | --        | --       | --       | --       | --       | --       | --       | --        | --          | --          | --          |
| 11/17                | Atlanta          | --            | --        | --       | --       | --       | --       | --       | --       | --       | --       | --        | --       | --       | --       | --       | --       | --       | --        | --          | --          | --          |
| 11/24                | at Las Vegas     | --            | --        | --       | --       | --       | --       | --       | --       | --       | --       | --        | --       | --       | --       | --       | --       | --       | --        | --          | --          | --          |
| 12/2                 | Cleveland        | --            | --        | --       | --       | --       | --       | --       | --       | --       | --       | --        | --       | --       | --       | --       | --       | --       | --        | --          | --          | --          |
| 12/15                | Indianapolis     | --            | --        | --       | --       | --       | --       | --       | --       | --       | --       | --        | --       | --       | --       | --       | --       | --       | --        | --          | --          | --          |
| 12/22                | at L.A. Chargers | --            | --        | --       | --       | --       | --       | --       | --       | --       | --       | --        | --       | --       | --       | --       | --       | --       | --        | --          | --          | --          |
| 12/28                | at Cincinnati    | --            | --        | --       | --       | --       | --       | --       | --       | --       | --       | --        | --       | --       | --       | --       | --       | --       | --        | --          | --          | --          |
| 1/5                  | Kansas City      | --            | --        | --       | --       | --       | --       | --       | --       | --       | --       | --        | --       | --       | --       | --       | --       | --       | --        | --          | --          | --          |
| <b>2024 TOTALS</b>   |                  |               | <b>62</b> | <b>7</b> | <b>6</b> | <b>2</b> | <b>1</b> | <b>8</b> | <b>9</b> | <b>1</b> | <b>0</b> | <b>29</b> | <b>5</b> | <b>3</b> | <b>0</b> | <b>4</b> | <b>2</b> | <b>2</b> | <b>73</b> | <b>11.3</b> | <b>27.4</b> | <b>1.18</b> |

Report only includes Starting QB stats.

| 2024 REGULAR SEASON |               |            |     |      |        |             |     |      |        |            |     |      |        |             |     |      |        |
|---------------------|---------------|------------|-----|------|--------|-------------|-----|------|--------|------------|-----|------|--------|-------------|-----|------|--------|
|                     |               | BRONCOS    |     |      |        |             |     |      |        | OPPONENT   |     |      |        |             |     |      |        |
|                     |               | FIRST HALF |     |      |        | SECOND HALF |     |      |        | FIRST HALF |     |      |        | SECOND HALF |     |      |        |
| DATE                | OPPONENT      | PLAYS      | YDS | TIME | RESULT | PLAYS       | YDS | TIME | RESULT | PLAYS      | YDS | TIME | RESULT | PLAYS       | YDS | TIME | RESULT |
| 09/08               | at Seahawks   | 4          | 3   | 1:36 | FG     | 3           | -8  | 1:29 | Punt   | 2          | -7  | 0:48 | INT    | 6           | 61  | 2:47 | TD     |
| 09/15               | Steelers      | 3          | 7   | 2:01 | Punt   | 3           | 5   | 2:36 | Punt   | 3          | 8   | 1:28 | Punt   | 5           | 12  | 2:16 | Punt   |
| 09/22               | at Buccaneers | 6          | 70  | 3:55 | TD     | 3           | 3   | 0:56 | Punt   | 3          | 2   | 1:43 | Punt   | 5           | 19  | 2:53 | Punt   |
| 09/29               | at Jets       | 3          | -14 | 1:18 | Punt   | 5           | 21  | 2:09 | Punt   | 3          | -1  | 0:52 | FUM    | 7           | 30  | 4:16 | Punt   |
| 10/06               | Raiders       | 7          | 22  | 3:24 | Punt   | 3           | -3  | 1:30 | Punt   | 4          | 70  | 2:03 | TD     | 6           | 4   | 3:36 | Punt   |







| AMERICAN FOOTBALL CONFERENCE |           |           |           |          |          |          |
|------------------------------|-----------|-----------|-----------|----------|----------|----------|
|                              | OFFENSE   |           |           | DEFENSE  |          |          |
|                              | TOTAL     | RUSH      | PASS      | TOTAL    | RUSH     | PASS     |
| Baltimore Ravens .....       | *1        | *1        | 4         | 11       | *1       | 15       |
| Buffalo Bills .....          | 8         | 7         | 10        | 12       | 14       | 8        |
| Cincinnati Bengals .....     | 3         | 14        | 2         | 14       | 15       | 11       |
| Cleveland Browns .....       | 16        | 13        | 14        | 9        | 13       | 6        |
| <b>Denver Broncos .....</b>  | <b>12</b> | <b>11</b> | <b>12</b> | <b>3</b> | <b>6</b> | <b>5</b> |
| Houston Texans .....         | 2         | 12        | *1        | 4        | 10       | 3        |
| Indianapolis Colts .....     | 5         | 5         | 5         | 16       | 16       | 14       |
| Jacksonville Jaguars .....   | 6         | 4         | 8         | 15       | 5        | 16       |
| Kansas City Chiefs .....     | 4         | 8         | 3         | 8        | 2        | 12       |
| Las Vegas Raiders .....      | 10        | 15        | 6         | 10       | 12       | 9        |
| Los Angeles Chargers .....   | 13        | 3         | 15        | 5        | 4        | 7        |
| Miami Dolphins .....         | 7         | 9         | 9         | 6        | 11       | 4        |
| New England Patriots .....   | 15        | 2         | 16        | 13       | 7        | 13       |
| New York Jets .....          | 11        | 16        | 7         | 2        | 8        | 2        |
| Pittsburgh Steelers .....    | 9         | 6         | 11        | 7        | 3        | 10       |
| Tennessee Titans .....       | 14        | 10        | 13        | *1       | 9        | *1       |

| NATIONAL FOOTBALL CONFERENCE |         |      |      |         |      |      |
|------------------------------|---------|------|------|---------|------|------|
|                              | OFFENSE |      |      | DEFENSE |      |      |
|                              | TOTAL   | RUSH | PASS | TOTAL   | RUSH | PASS |
| Arizona Cardinals .....      | 9       | 3    | 15   | 12      | 14   | 8    |
| Atlanta Falcons .....        | 7       | 14   | 4    | 8       | 15   | 3    |
| Carolina Panthers .....      | 15      | 9    | 16   | 14      | 13   | 10   |
| Chicago Bears .....          | 16      | 15   | 14   | *1      | 8    | *1   |
| Dallas Cowboys .....         | 8       | 16   | *1   | 6       | 12   | 4    |
| Detroit Lions .....          | 2       | 5    | 5    | 10      | 2    | 14   |
| Green Bay Packers .....      | 3 T     | 2    | 6    | 9       | 5    | 11   |
| Los Angeles Rams .....       | 10      | 13   | 7    | 15      | 16   | 9    |
| Minnesota Vikings .....      | 11 T    | 8    | 12   | 7       | *1   | 16   |
| New Orleans Saints .....     | 11 T    | 7    | 13   | 11      | 3    | 13   |
| New York Giants .....        | 14      | 12   | 8    | 4       | 6    | 7    |
| Philadelphia Eagles .....    | 6       | 4    | 11   | 13      | 10   | 12   |
| San Francisco 49ers .....    | *1      | 6    | 3    | 2       | 4    | 5    |
| Seattle Seahawks .....       | 5       | 11   | 2    | 3       | 9    | 2    |
| Tampa Bay Buccaneers .....   | 13      | 10   | 10   | 16      | 7    | 15   |
| Washington Commanders .....  | 3 T     | *1   | 9    | 5       | 11   | 6    |





| NATIONAL FOOTBALL LEAGUE    |           |           |           |          |           |          |      |
|-----------------------------|-----------|-----------|-----------|----------|-----------|----------|------|
|                             | OFFENSE   |           |           | TOTAL    | DEFENSE   |          |      |
|                             | TOTAL     | RUSH      | PASS      |          | TOTAL     | RUSH     | PASS |
| Arizona Cardinals .....     | 14        | 4         | 24 T      | 25       | 28        | 18       |      |
| Atlanta Falcons .....       | 10        | 26        | 6         | 18       | 29        | 9        |      |
| Baltimore Ravens .....      | *1        | *1        | 9         | 19       | *1        | 31       |      |
| Buffalo Bills .....         | 22        | 14        | 24 T      | 20       | 26        | 14       |      |
| Carolina Panthers .....     | 25        | 19        | 26        | 28       | 27        | 22       |      |
| Chicago Bears .....         | 26        | 29        | 22        | 7        | 18        | 6        |      |
| Cincinnati Bengals .....    | 9         | 28        | 5         | 26       | 30        | 19       |      |
| Cleveland Browns .....      | 32        | 27        | 30        | 13       | 25        | 8        |      |
| Dallas Cowboys .....        | 12        | 31        | 2         | 15       | 24        | 11       |      |
| <b>Denver Broncos .....</b> | <b>28</b> | <b>21</b> | <b>28</b> | <b>3</b> | <b>10</b> | <b>5</b> |      |
| Detroit Lions .....         | 3         | 6         | 7         | 22       | 4         | 27       |      |
| Green Bay Packers .....     | 4 T       | 3         | 10        | 21       | 11        | 23       |      |
| Houston Texans .....        | 6         | 23        | *1        | 4        | 17        | 3        |      |
| Indianapolis Colts .....    | 13        | 12        | 12        | 32       | 31        | 29       |      |
| Jacksonville Jaguars .....  | 15        | 11        | 20        | 31       | 8         | 32       |      |
| Kansas City Chiefs .....    | 11        | 15        | 8         | 9        | 3         | 21       |      |
| Las Vegas Raiders .....     | 24        | 30        | 15 T      | 17       | 23        | 16       |      |
| Los Angeles Chargers .....  | 29        | 9         | 31        | 5        | 6         | 10       |      |
| Los Angeles Rams .....      | 16        | 25        | 11        | 29       | 32        | 20       |      |
| Miami Dolphins .....        | 21        | 16        | 23        | 6        | 19        | 4        |      |
| Minnesota Vikings .....     | 17 T      | 17        | 18        | 16       | 2         | 30       |      |
| New England Patriots .....  | 31        | 8         | 32        | 24       | 13        | 25       |      |
| New Orleans Saints .....    | 17 T      | 10        | 21        | 23       | 7         | 26       |      |
| New York Giants .....       | 20        | 24        | 13        | 12       | 12        | 15       |      |
| New York Jets .....         | 27        | 32        | 19        | 2        | 14        | 2        |      |
| Philadelphia Eagles .....   | 8         | 5         | 17        | 27       | 21        | 24       |      |
| Pittsburgh Steelers .....   | 23        | 13        | 27        | 8        | 5         | 17       |      |
| San Francisco 49ers .....   | 2         | 7         | 4         | 10       | 9         | 12       |      |
| Seattle Seahawks .....      | 7         | 22        | 3         | 11       | 20        | 7        |      |
| Tampa Bay Buccaneers .....  | 19        | 20        | 15 T      | 30       | 16        | 28       |      |
| Tennessee Titans .....      | 30        | 18        | 29        | *1       | 15        | *1       |      |
| Washington Commanders ..... | 4 T       | 2         | 14        | 14       | 22        | 13       |      |

\* = NFL leader | T = Tied for position



# LEADERS - 2024 SEASON



| PLAYER          | TEAM     | GP | RUSHING |  | TD |
|-----------------|----------|----|---------|--|----|
|                 |          |    | YDS     |  |    |
| Henry, Derrick  | Ravens   | 17 | 572     |  | 6  |
| Mason, Jordan   | 49ers    | 6  | 536     |  | 3  |
| Barkley, Saquon | Eagles   | 17 | 435     |  | 4  |
| Jacobs, Josh    | Packers  | 17 | 402     |  | 1  |
| Hubbard, Chuba  | Panthers | 17 | 393     |  | 2  |

To qualify: Player must have 14 pass attempts per their team's games played.

| PLAYER        | TEAM     | GP | PASSING |      |    | RATING |
|---------------|----------|----|---------|------|----|--------|
|               |          |    | COMP    | YDS  | TD |        |
| Smith, Geno   | Seahawks | 17 | 143     | 1466 | 5  | 92.7   |
| Prescott, Dak | Cowboys  | 17 | 125     | 1424 | 8  | 92.9   |
| Stroud, C.J.  | Texans   | 17 | 122     | 1385 | 7  | 98.2   |
| Purdy, Brock  | 49ers    | 6  | 103     | 1374 | 6  | 95.3   |
| Cousins, Kirk | Falcons  | 17 | 119     | 1373 | 8  | 93.7   |

To qualify: Player must have 14 pass attempts per their team's games played.

| PLAYER            | TEAM     | GP | RECEIVING |     | TD |
|-------------------|----------|----|-----------|-----|----|
|                   |          |    | NUM       | YDS |    |
| Collins, Nico     | Texans   | 17 | 32        | 567 | 3  |
| Chase, Ja'Marr    | Bengals  | 17 | 29        | 493 | 5  |
| Jefferson, Justin | Vikings  | 17 | 26        | 450 | 4  |
| Metcalf, DK       | Seahawks | 17 | 28        | 421 | 2  |
| Reed, Jayden      | Packers  | 17 | 21        | 414 | 2  |

To qualify: Player must have 2 receptions per their team's games played.

| PLAYER           | TEAM     | GP | KICKOFF RETURNS |  |
|------------------|----------|----|-----------------|--|
|                  |          |    | AVG             |  |
| Legette, Xavier  | Panthers | 17 | 29.0            |  |
| Gipson, Xavier   | Jets     | 17 | 26.3            |  |
| Shiple, Will     | Eagles   | 17 | 25.3            |  |
| Jones Jr., Velus | Bears    | 17 | 0.0             |  |
| Tracy, Tyrone    | Giants   | 17 | 20.3            |  |

To qualify: Player must have 1.25 kickoff returns per their team's games played.

| PLAYER             | TEAM     | GP | PUNT RETURNS |  |
|--------------------|----------|----|--------------|--|
|                    |          |    | AVG          |  |
| Smith, Xavier      | Rams     | 5  | 18.3         |  |
| Gipson, Xavier     | Jets     | 17 | 8.5          |  |
| McAllister, Tyreik | Raiders  | 17 | 12.0         |  |
| Hill, Tyreek       | Dolphins | 5  | 11.0         |  |
| Wallace, Tylan     | Ravens   | 17 | 11.0         |  |

To qualify: Player must have 1.25 punt returns per their team's games played.

| PLAYER           | TEAM           | GP        | PLACE KICKING |  |
|------------------|----------------|-----------|---------------|--|
|                  |                |           | FG MADE       |  |
| Koo, Younghoe    | Falcons        | 17        | 12            |  |
| Reichard, Will   | Vikings        | 17        | 9             |  |
| <b>Lutz, Wil</b> | <b>Broncos</b> | <b>17</b> | <b>12</b>     |  |
| Bass, Tyler      | Bills          | 17        | 8             |  |
| Folk, Nick       | Titans         | 5         | 7             |  |



# LEADERS - 2024 SEASON



| PLAYER           | TEAM       | GP | SCORING |     |
|------------------|------------|----|---------|-----|
|                  |            |    | TD      | PTS |
| Moody, Jake      | 49ers      | 6  | 0       | 51  |
| Aubrey, Brandon  | Cowboys    | 17 | 0       | 51  |
| Seibert, Austin  | Commanders | 17 | 0       | 49  |
| Butker, Harrison | Chiefs     | 17 | 0       | 46  |
| Koo, Younghoe    | Falcons    | 17 | 0       | 45  |

| PLAYER          | TEAM       | GP | DEFENSIVE |    |      |
|-----------------|------------|----|-----------|----|------|
|                 |            |    | SOLO      | SK | INT  |
| McCollum, Zyon  | Buccaneers | 6  | 17        | 0  | 0.00 |
| Logue, Zion     | Bills      | 17 | 2         | 0  | 0.00 |
| Collins, Zaven  | Cardinals  | 17 | 15        | 1  | 4.00 |
| Franklin, Zaire | Colts      | 17 | 23        | 0  | 0.00 |
| Baun, Zack      | Eagles     | 17 | 29        | 2  | 9.00 |





| 2024 REGULAR SEASON |                 |       |      |      |                |         |      |      |                |
|---------------------|-----------------|-------|------|------|----------------|---------|------|------|----------------|
|                     | OFFENSE         |       |      |      |                | DEFENSE |      |      |                |
| DATE                | OPPONENT        | TOTAL | RUSH | PASS | *POINTS SCORED | TOTAL   | RUSH | PASS | *POINTS SCORED |
| 09/08               | at Seattle      | 27    | 21   | 29   | T-17           | 18      | 24   | 13   | T-19           |
| 09/15               | Pittsburgh      | 29    | 27   | 21   | 30             | 9       | 23   | 4    | T-10           |
| 09/22               | at Tampa Bay    | 23    | 22   | 19   | 23             | 3       | 21   | 2    | 6              |
| 09/29               | at N.Y. Jets    | 27    | T-20 | 27   | 28             | T-2     | 12   | 3    | 3              |
| 10/06               | Las Vegas       | 28    | 21   | 28   | T-22           | 3       | 10   | 5    | T-2            |
| 10/13               | L.A. Chargers   | --    | --   | --   | --             | --      | --   | --   | --             |
| 10/17               | @ New Orleans   | --    | --   | --   | --             | --      | --   | --   | --             |
| 10/27               | Carolina        | --    | --   | --   | --             | --      | --   | --   | --             |
| 11/03               | @ Baltimore     | --    | --   | --   | --             | --      | --   | --   | --             |
| 11/10               | @ Kansas City   | --    | --   | --   | --             | --      | --   | --   | --             |
| 11/17               | Atlanta         | --    | --   | --   | --             | --      | --   | --   | --             |
| 11/24               | @ Las Vegas     | --    | --   | --   | --             | --      | --   | --   | --             |
| 12/02               | Cleveland       | --    | --   | --   | --             | --      | --   | --   | --             |
| [bye]               | --              | --    | --   | --   | --             | --      | --   | --   | --             |
| 12/22               | @ L.A. Chargers | --    | --   | --   | --             | --      | --   | --   | --             |
| 12/28               | @ Cincinnati    | --    | --   | --   | --             | --      | --   | --   | --             |
| 01/05               | Kansas City     | --    | --   | --   | --             | --      | --   | --   | --             |

\*Points per game





## 2024 REGULAR SEASON - BIG RUN PLAYS (10+ YARDS)

| DATE          | OPP.             | QTR                           | BRONCOS<br>PLAYER | YDS. | QTR                           | OPP.<br>PLAYER    | YDS.       |
|---------------|------------------|-------------------------------|-------------------|------|-------------------------------|-------------------|------------|
| 9/8           | at Seattle       | 2                             | Estime            | 12   | 2                             | <b>Smith</b>      | <b>34T</b> |
|               |                  | 3                             | McLaughlin        | 15   | 3                             | Walker III        | 15         |
|               |                  | 4                             | Nix               | 23   | 3                             | <b>Walker III</b> | <b>23T</b> |
| 9/15          | Pittsburgh       | 2                             | Badie             | 16   | 1                             | Fields            | 16         |
|               |                  |                               | Nix               | 13   | 1                             | Warren            | 11         |
|               |                  | 2                             | Harris            | 11   | 2                             | Harris            | 11         |
|               |                  |                               | Warren            | 11   | 4                             | Warren            | 11         |
| 9/22          | at Tampa Bay     | 3                             | Nix               | 22   | 2                             | Irving            | 32         |
|               |                  | 4                             | Badie             | 43   | 2                             | Irving            | 13         |
| 9/29          | at N.Y. Jets     | 2                             | Williams          | 12   | 2                             | Rodgers           | 14         |
|               |                  | 2                             | McLaughlin        | 10   |                               |                   |            |
|               |                  | 3                             | Williams          | 12   |                               |                   |            |
|               |                  | 4                             | Williams          | 16   |                               |                   |            |
| 10/6          | Las Vegas        | 1                             | Mims Jr.          | 17   | 1                             | Minshew II        | 11         |
|               |                  | 3                             | McLaughlin        | 13   | 1                             | Minshew II        | 11         |
|               |                  | 4                             | Nix               | 11   | 2                             | Abdullah          | 40         |
|               |                  | 4                             | Williams          | 17   |                               |                   |            |
| 11/10         | at Kansas City   | --                            | --                | --   | --                            | --                | --         |
| 1/5           | Kansas City      | --                            | --                | --   | --                            | --                | --         |
| 11/17         | Atlanta          | --                            | --                | --   | --                            | --                | --         |
| 11/3          | at Baltimore     | --                            | --                | --   | --                            | --                | --         |
| 10/27         | Carolina         | --                            | --                | --   | --                            | --                | --         |
| 12/28         | at Cincinnati    | --                            | --                | --   | --                            | --                | --         |
| 12/2          | Cleveland        | --                            | --                | --   | --                            | --                | --         |
| 10/13         | L.A. Chargers    | --                            | --                | --   | --                            | --                | --         |
| 10/17         | at New Orleans   | --                            | --                | --   | --                            | --                | --         |
| 11/24         | at Las Vegas     | --                            | --                | --   | --                            | --                | --         |
| 12/15         | Indianapolis     | --                            | --                | --   | --                            | --                | --         |
| 12/22         | at L.A. Chargers | --                            | --                | --   | --                            | --                | --         |
| <b>TOTALS</b> |                  | <b>15 - 252 (16.8), 0 TDS</b> |                   |      | <b>14 - 254 (18.1), 2 TDS</b> |                   |            |





| 2024 REGULAR SEASON - BIG PASS PLAYS (20+ YARDS) |                  |                               |                 |      |                              |                                |            |  |
|--|------------------|-------------------------------|-----------------|------|------------------------------|--------------------------------|------------|--|
| DATE   | OPPONENT         | QTR                           | BRONCOS PLAYER  | YDS. | QTR                          | OPP. PLAYER                    | YDS.       |  |
| 9/8  | at Seattle       | 2                             | Nix -> Reynolds | 25   | 4                            | <b>Smith -&gt; Charbonnet</b>  | <b>30T</b> |  |
| 9/15   | Pittsburgh       | 3                             | Nix -> Sutton   | 26   | NONE                         |                                |            |  |
|  |                  | 3                             | Nix -> Reynolds | 49   |                              |                                |            |  |
|  |                  | 4                             | Nix -> Reynolds | 22   |                              |                                |            |  |
|  |                  | 4                             | Nix -> Humphrey | 27   |                              |                                |            |  |
| 9/22   | at Tampa Bay     | 1                             | Nix -> Sutton   | 22   | NONE                         |                                |            |  |
|  |                  | 1                             | Nix -> Reynolds | 31   |                              |                                |            |  |
| 9/29   | at N.Y. Jets     | 3                             | Nix -> Sutton   | 23   | 2                            | Rodgers -> Lazard              | 25         |  |
|  |                  | 3                             | Nix -> Sutton   | 29   | 2                            | Rodgers -> Williams            | 21         |  |
|  |                  |                               |                 |      | 3                            | Rodgers -> Williams            | 20         |  |
|  |                  |                               |                 |      | 3                            | Rodgers -> Williams            | 22         |  |
|  |                  |                               |                 |      | 3                            | Rodgers -> Wilson              | 23         |  |
| 10/6   | Las Vegas        | 1                             | Nix -> Humphrey | 21   | 1                            | <b>Minshew II -&gt; Bowers</b> | <b>57T</b> |  |
|  |                  | 2                             | Nix -> Williams | 26   | 4                            | O'Connell -> Meyers            | 21         |  |
|  |                  | 2                             | Nix -> Franklin | 20   |                              |                                |            |  |
|  |                  | 3                             | Nix -> Humphrey | 27   |                              |                                |            |  |
| 4  | Nix -> Sutton    | 24                            |                 |      |                              |                                |            |  |
| 11/10  | at Kansas City   | --                            | --              | --   | --                           | --                             | --         |  |
| 1/5  | Kansas City      | --                            | --              | --   | --                           | --                             | --         |  |
| 11/17  | Atlanta          | --                            | --              | --   | --                           | --                             | --         |  |
| 11/3   | at Baltimore     | --                            | --              | --   | --                           | --                             | --         |  |
| 10/27  | Carolina         | --                            | --              | --   | --                           | --                             | --         |  |
| 12/28  | at Cincinnati    | --                            | --              | --   | --                           | --                             | --         |  |
| 12/2   | Cleveland        | --                            | --              | --   | --                           | --                             | --         |  |
| 10/13  | L.A. Chargers    | --                            | --              | --   | --                           | --                             | --         |  |
| 10/17  | at New Orleans   | --                            | --              | --   | --                           | --                             | --         |  |
| 11/24  | at Las Vegas     | --                            | --              | --   | --                           | --                             | --         |  |
| 12/15  | Indianapolis     | --                            | --              | --   | --                           | --                             | --         |  |
| 12/22  | at L.A. Chargers | --                            | --              | --   | --                           | --                             | --         |  |
| <b>TOTALS</b>                                    |                  | <b>14 - 372 (26.6), 0 TDS</b> |                 |      | <b>8 - 219 (27.4), 2 TDS</b> |                                |            |  |



# TAKEAWAY/GIVEAWAY CHART



| DATE          | OPPONENT     | DEN +/- RATIO | DEN TAKES               | POINTS OFF TAKES | DEN GIVES               | POINTS OFF GIVES | POINTS OFF TO RATIO |
|---------------|--------------|---------------|-------------------------|------------------|-------------------------|------------------|---------------------|
| 09/08         | at Seattle   | -1            | 2 (1 FUM, 1 INT)        | 6                | 3 (1 FUM, 2 INT)        | 3                | +3                  |
| 09/15         | Pittsburgh   | -2            | 0 (0 FUM, 0 INT)        | 0                | 2 (0 FUM, 2 INT)        | 3                | -3                  |
| 09/22         | at Tampa Bay | +1            | 2 (1 FUM, 1 INT)        | 7                | 1 (1 FUM, 0 INT)        | 7                | 0                   |
| 09/29         | at N.Y. Jets | 0             | 1 (1 FUM, 0 INT)        | 0                | 1 (1 FUM, 0 INT)        | 3                | -3                  |
| 10/06         | Las Vegas    | +3            | 3 (0 FUM, 3 INT)        | 13               | 0 (0 FUM, 0 INT)        | 0                | +13                 |
| 10/13         |              | --            | --                      | --               | --                      | --               | --                  |
| 10/17         |              | --            | --                      | --               | --                      | --               | --                  |
| 10/27         |              | --            | --                      | --               | --                      | --               | --                  |
| 11/03         |              | --            | --                      | --               | --                      | --               | --                  |
| 11/10         |              | --            | --                      | --               | --                      | --               | --                  |
| 11/17         |              | --            | --                      | --               | --                      | --               | --                  |
| 11/24         |              | --            | --                      | --               | --                      | --               | --                  |
| 12/02         |              | --            | --                      | --               | --                      | --               | --                  |
| 12/15         |              | --            | --                      | --               | --                      | --               | --                  |
| 12/22         |              | --            | --                      | --               | --                      | --               | --                  |
| 12/28         |              | --            | --                      | --               | --                      | --               | --                  |
| 01/05         |              | --            | --                      | --               | --                      | --               | --                  |
| <b>TOTALS</b> |              | <b>+1</b>     | <b>8 (3 FUM, 5 INT)</b> | <b>26</b>        | <b>7 (3 FUM, 4 INT)</b> | <b>16</b>        | <b>+10</b>          |







| DATE  | OPPONENT         | FORCED TURNOVERS |          |          | TURNOVERS CONVERTED |          |           |             |             | OUTCOME   |            |
|-------|------------------|------------------|----------|----------|---------------------|----------|-----------|-------------|-------------|-----------|------------|
|       |                  | FUM              | INTS     | TOTAL    | TD                  | FG       | PTS.      | PTS. PCT.   | TD PCT.     | NET DIFF. | RESULT     |
| 09/08 | Denver           | 1                | 1        | 2        | 0                   | 2        | 6         | 100.0       | 0.0         | -1        | L          |
|       | at Seattle       | 1                | 2        | 3        | 0                   | 1        | 3         | 33.3        | 0.0         | +1        | W          |
| 09/15 | Denver           | 0                | 0        | 0        | 0                   | 0        | 0         | 0.0         | 0.0         | -2        | L          |
|       | Pittsburgh       | 0                | 2        | 2        | 0                   | 1        | 3         | 50.0        | 0.0         | +2        | W          |
| 09/22 | Denver           | 1                | 1        | 2        | 1                   | 0        | 7         | 50.0        | 100.0       | +1        | W          |
|       | at Tampa Bay     | 1                | 0        | 1        | 1                   | 0        | 7         | 100.0       | 100.0       | -1        | L          |
| 09/29 | Denver           | 1                | 0        | 1        | 0                   | 0        | 0         | 0.0         | 0.0         | 0         | W          |
|       | at N.Y. Jets     | 1                | 0        | 1        | 0                   | 1        | 3         | 100.0       | 0.0         | 0         | L          |
| 10/06 | Denver           | 0                | 3        | 3        | 2                   | 0        | 13        | 66.7        | 100.0       | +3        | W          |
|       | Las Vegas        | 0                | 0        | 0        | 0                   | 0        | 0         | 0.0         | 0.0         | -3        | L          |
| 10/13 |                  | --               | --       | --       | --                  | --       | --        | --          | --          | --        | --         |
| 10/17 |                  | --               | --       | --       | --                  | --       | --        | --          | --          | --        | --         |
| 10/27 |                  | --               | --       | --       | --                  | --       | --        | --          | --          | --        | --         |
| 11/03 |                  | --               | --       | --       | --                  | --       | --        | --          | --          | --        | --         |
| 11/10 |                  | --               | --       | --       | --                  | --       | --        | --          | --          | --        | --         |
| 11/17 |                  | --               | --       | --       | --                  | --       | --        | --          | --          | --        | --         |
| 11/24 |                  | --               | --       | --       | --                  | --       | --        | --          | --          | --        | --         |
| 12/02 |                  | --               | --       | --       | --                  | --       | --        | --          | --          | --        | --         |
| 12/15 |                  | --               | --       | --       | --                  | --       | --        | --          | --          | --        | --         |
| 12/22 |                  | --               | --       | --       | --                  | --       | --        | --          | --          | --        | --         |
| 12/28 |                  | --               | --       | --       | --                  | --       | --        | --          | --          | --        | --         |
| 01/05 |                  | --               | --       | --       | --                  | --       | --        | --          | --          | --        | --         |
|       | <b>BRONCOS</b>   | <b>3</b>         | <b>5</b> | <b>8</b> | <b>3</b>            | <b>2</b> | <b>26</b> | <b>62.5</b> | <b>37.5</b> | <b>+1</b> | <b>3-2</b> |
|       | <b>OPPONENTS</b> | <b>3</b>         | <b>4</b> | <b>7</b> | <b>1</b>            | <b>3</b> | <b>16</b> | <b>57.1</b> | <b>14.3</b> | <b>-1</b> | <b>2-3</b> |



# TURNOVER CHART



| 2024 REGULAR SEASON - DEFENSIVE TAKEAWAYS |              |  |             |                         |                          |                  |
|---|--------------|--|-------------|-------------------------|--------------------------|------------------|
| DATE                                      | OPPONENT     | TAKEAWAY   | QTR.        | SCORE                   | YD-LINE                  | RESULT           |
| 09/08                                     | at Seattle   | A. Singleton INT (G. Smith)  | 1           | 0-0                     | SEA-41                   | FG               |
| 09/15                                     | Pittsburgh   | None   |             |                         |                          |                  |
| 09/22                                     | at Tampa Bay | B. Jones INT (B. Mayfield)<br>B. Jones FR (R. Moss FF)   | 1<br>4      | 7-0<br>26-7             | TB-46<br>DEN-13          | TD<br>Downs      |
| 09/29                                     | at N.Y. Jets | R. Moss FR (B. Jones FF)   | 1           | 0-0                     | NYJ-30                   | Punt             |
| 10/06                                     | Las Vegas    | P. Surtain II INT (G. Minshew II)<br>R. Moss INT (G. Minshew II)<br>P. Surtain II INT (A. O'Connell) | 2<br>3<br>4 | 10-10<br>20-10<br>27-10 | DEN-0<br>DEN-37<br>LV-39 | TD<br>Punt<br>TD |
| 10/13                                     |              | --   | --          | --                      | --                       | --               |
| 10/17                                     |              | --   | --          | --                      | --                       | --               |
| 10/27                                     |              | --   | --          | --                      | --                       | --               |
| 11/03                                     |              | --   | --          | --                      | --                       | --               |
| 11/10                                     |              | --   | --          | --                      | --                       | --               |
| 11/17                                     |              | --   | --          | --                      | --                       | --               |
| 11/24                                     |              | --   | --          | --                      | --                       | --               |
| 12/02                                     |              | --   | --          | --                      | --                       | --               |
| 12/15                                     |              | --   | --          | --                      | --                       | --               |
| 12/22                                     |              | --   | --          | --                      | --                       | --               |
| 12/28                                     |              | --   | --          | --                      | --                       | --               |
| 01/05                                     |              | --   | --          | --                      | --                       | --               |

| 2024 REGULAR SEASON - OFFENSIVE GIVEAWAYS |              |   |             |                       |                           |                      |
|---|--------------|---|-------------|-----------------------|---------------------------|----------------------|
| DATE                                      | OPPONENT     | TAKEAWAY  | QTR.        | SCORE                 | YD-LINE                   | RESULT               |
| 09/08                                     | at Seattle   | B. Nix INT (J. Love)<br>J. McLaughlin fumble (K. Wallace FF; J. Baker FR)<br>B. Nix INT (R. Woolen) | 2<br>3<br>4 | 3-3<br>13-16<br>13-26 | SEA-1<br>DEN-47<br>SEA-34 | Safety<br>FG<br>Punt |
| 09/15                                     | Pittsburgh   | B. Nix INT (C. Trice Jr.: touchback)<br>B. Nix INT (D. Kazee)                                       | 3<br>4      | 0-10<br>6-13          | PIT-(-8)<br>PIT-40        | FG<br>EOG            |
| 09/22                                     | at Tampa Bay | J. Williams fumble (L. David FF; L. Hall FR)  | 2           | 17-0                  | TB-33                     | TD                   |
| 09/29                                     | at N.Y. Jets | T. Badie fumble (Q. Williams FF; M. Carter II FR)   | 1           | 0-0                   | DEN-41                    | FG                   |
| 10/06                                     | Las Vegas    | None  |             |                       |                           |                      |
| 10/13                                     |              | --  | --          | --                    | --                        | --                   |
| 10/17                                     |              | --  | --          | --                    | --                        | --                   |
| 10/27                                     |              | --  | --          | --                    | --                        | --                   |
| 11/03                                     |              | --  | --          | --                    | --                        | --                   |
| 11/10                                     |              | --  | --          | --                    | --                        | --                   |
| 11/17                                     |              | --  | --          | --                    | --                        | --                   |
| 11/24                                     |              | --  | --          | --                    | --                        | --                   |
| 12/02                                     |              | --  | --          | --                    | --                        | --                   |
| 12/15                                     |              | --  | --          | --                    | --                        | --                   |
| 12/22                                     |              | --  | --          | --                    | --                        | --                   |
| 12/28                                     |              | --  | --          | --                    | --                        | --                   |
| 01/05                                     |              | --  | --          | --                    | --                        | --                   |

| 2024 REGULAR SEASON - SPECIAL TEAMS/MISC TAKEAWAYS |            |                                    |      |       |         |        |
|--|------------|------------------------------------|------|-------|---------|--------|
| DATE   | OPPONENT   | TAKEAWAY                           | QTR. | SCORE | YD-LINE | RESULT |
| 09/08  | at Seattle | J. Skinner FR (D. Williams fumble) | 2    | 5-3   | SEA-9   | FG     |

| 2024 REGULAR SEASON - TURNOVERS |                                       |  |
|---------------------------------|---------------------------------------|--|
| <b>Offense:</b>                 | 7 Giveaways<br>16 Points (1 TD, 3 FG) | <b>Ratio</b><br>+1 (8 takes, 7 gives)                            |
| <b>Defense:</b>                 | 7 Takeaways<br>24 Points (3 TD, 1 FG) |  |
| <b>Special Teams:</b>           | 0 Giveaways<br>0 Points (0 TD, 0 FG)  | <b>Points Off Turnovers Ratio</b><br>+11 (27 scored, 16 allowed) |
|                                 | 1 Takeaway<br>3 Points (0 TD, 1 FG)   |  |





**LONGEST DRIVE**

|                                    |                                |                                |
|------------------------------------|--------------------------------|--------------------------------|
| <b>Most Plays (Broncos)</b> .....  | 15 plays at Tampa Bay (09/22)  | 79 yards, 7:57, Field Goal     |
| <b>Most Plays (Opponent)</b> ..... | 13 plays vs. Las Vegas (10/06) | 68 yards, 8:06, Field Goal     |
| <b>Most Yards (Broncos)</b> .....  | 87 yards at N.Y. Jets (09/29)  | 11 plays, 5:27, Touchdown      |
| <b>Most Yards (Opponent)</b> ..... | 80 yards at Seattle (09/08)    | 6 plays, 2:43, Touchdown       |
| <b>Most Time (Broncos)</b> .....   | 7:57 at Tampa Bay (09/22)      | 15 plays, 79 yards, Field Goal |
| <b>Most Time (Opponent)</b> .....  | 8:06 vs. Las Vegas (10/06)     | 13 plays, 68 yards, Field Goal |

**LONGEST TOUCHDOWN DRIVE**

|                                    |                                 |                    |
|------------------------------------|---------------------------------|--------------------|
| <b>Most Plays (Broncos)</b> .....  | 11 plays at N.Y. Jets (09/29)   | 87 yards, 5:27     |
| <b>Most Plays (Opponent)</b> ..... | 12 plays vs. Pittsburgh (09/15) | 78 yards, 7:34     |
|                                    | 12 plays vs. Las Vegas (10/06)  | 75 yards, 4:13     |
| <b>Most Yards (Broncos)</b> .....  | 87 yards at N.Y. Jets (09/29)   | 11 plays, 5:27     |
| <b>Most Yards (Opponent)</b> ..... | 80 yards at Seattle (09/08)     | 6 plays, 2:43      |
| <b>Most Time (Broncos)</b> .....   | 5:27 at N.Y. Jets (09/29)       | 11 plays, 87 yards |
| <b>Most Time (Opponent)</b> .....  | 7:34 vs. Pittsburgh (09/15)     | 12 plays, 78 yards |

**LONGEST FIELD GOAL DRIVE**

|                                    |                                |                    |
|------------------------------------|--------------------------------|--------------------|
| <b>Most Plays (Broncos)</b> .....  | 15 plays at Tampa Bay (09/22)  | 79 yards, 7:57     |
| <b>Most Plays (Opponent)</b> ..... | 13 plays vs. Las Vegas (10/06) | 68 yards, 8:06     |
| <b>Most Yards (Broncos)</b> .....  | 79 yards at Tampa Bay (09/22)  | 15 plays, 7:57     |
| <b>Most Yards (Opponent)</b> ..... | 68 yards vs. Las Vegas (10/06) | 13 plays, 8:06     |
| <b>Most Time (Broncos)</b> .....   | 7:57 at Tampa Bay (09/22)      | 15 plays, 79 yards |
| <b>Most Time (Opponent)</b> .....  | 8:06 vs. Las Vegas (10/06)     | 13 plays, 68 yards |

**SHORTEST TOUCHDOWN DRIVE**

|                                       |                               |                   |
|---------------------------------------|-------------------------------|-------------------|
| <b>Fewest Plays (Broncos)</b> .....   | 4 plays at Tampa Bay (09/22)  | 9 yards, 2:14     |
|                                       | 4 plays vs. Las Vegas (10/06) | 39 yards, 1:53    |
| <b>Fewest Plays (Opponent)</b> .....  | 4 plays vs. Las Vegas (10/06) | 70 yards, 2:03    |
| <b>Fewest Yards (Broncos)</b> .....   | 9 yards at Tampa Bay (09/22)  | 4 plays, 2:14     |
| <b>Fewest Yards (Opponent)</b> .....  | 61 yards at Seattle (09/08)   | 6 plays, 2:47     |
| <b>Shortest Time (Broncos)</b> .....  | 1:53 vs. Las Vegas (10/06)    | 4 plays, 39 yards |
| <b>Shortest Time (Opponent)</b> ..... | 2:03 vs. Las Vegas (10/06)    | 4 plays, 70 yards |

**SHORTEST FIELD GOAL DRIVE**

|                                       |                                |                   |
|---------------------------------------|--------------------------------|-------------------|
| <b>Fewest Plays (Broncos)</b> .....   | 4 plays at Seattle (09/08)     | 3 yards, 1:36     |
|                                       | 4 plays at Seattle (09/08)     | -2 yards, 1:30    |
| <b>Fewest Plays (Opponent)</b> .....  | 4 plays vs. Pittsburgh (09/15) | 45 yards, 1:54    |
| <b>Fewest Yards (Broncos)</b> .....   | -2 yards at Seattle (09/08)    | 4 plays, 1:30     |
| <b>Fewest Yards (Opponent)</b> .....  | 29 yards at N.Y. Jets (09/29)  | 6 plays, 2:16     |
| <b>Shortest Time (Broncos)</b> .....  | 0:27 vs. Las Vegas (10/06)     | 5 plays, 38 yards |
| <b>Shortest Time (Opponent)</b> ..... | 1:47 at N.Y. Jets (09/29)      | 9 plays, 56 yards |



# WEEK-BY-WEEK LEADERS



2024 REGULAR SEASON DENVER BRONCOS WEEK-BY-WEEK LEADERS  
(THROUGH WEEK 5)

| DATE                                   | OPPONENT      | SCORING        |          | CARRIES            |          | RUSHING YARDS                       |          | RECEPTIONS                             |          | RECEIVING YARDS                        |          | TACKLES             |          | SACKS  |          | INTERCEPTIONS  |          |
|--|---------------|----------------|----------|--------------------|----------|-------------------------------------|----------|--|----------|--|----------|---------------------|----------|--|----------|--|----------|
|  |               | PLAYER         | NO.      | PLAYER             | NO.      | PLAYER                              | NO.      | PLAYER                                 | NO.      | PLAYER                                 | NO.      | PLAYER              | NO.      | PLAYER   | NO.      | PLAYER   | NO.      |
| 9/8                                    | at Seahawks   | W. Lutz        | 10       | J. McLaughlin      | 10       | B. Nix                              | 35       | D. Veale                               | 8        | J. Reynolds                            | 45       | R. Moss             | 12       | J. Cooper  | 2.0      | A. Singleton   | 1        |
| 9/15                                   | Steelers      | W. Lutz        | 6        | J. Williams        | 11       | B. Nix                              | 25       | J. Williams                            | 5        | J. Reynolds                            | 93       | A. Singleton        | 12       | J. Ellis<br>Z. Allen                                     | 1.0      | --   | --       |
| 9/22                                   | at Buccaneers | W. Lutz        | 14       | B. Nix<br>T. Badie | 9        | T. Badie                            | 70       | C. Sutton                              | 7        | C. Sutton                              | 68       | A. Singleton        | 10       | D. Tillman   | 2.0      | B. Jones   | 1        |
| 9/29                                   | at Jets       | C. Sutton      | 6        | J. Williams        | 16       | J. Williams                         | 77       | C. Sutton                              | 3        | C. Sutton                              | 60       | C. Barton           | 10       | P. Locke<br>J. Strnad<br>N. Bonitto<br>J. Franklin-Myers | 1.0      | --   | --       |
| 10/6                                   | Raiders       | W. Lutz        | 10       | J. Williams        | 13       | J. Williams                         | 61       | J. Williams                            | 5        | J. Williams                            | 50       | J. Strnad           | 9        | Z. Allen<br>J. Cooper<br>N. Bonitto                      | 1.0      | P. Surtain II  | 2        |
| 10/13                                  | Chargers      | --             | --       | --                 | --       | --                                  | --       | --                                     | --       | --                                     | --       | --                  | --       | --   | --       | --   | --       |
| 10/17                                  | at Saints     | --             | --       | --                 | --       | --                                  | --       | --                                     | --       | --                                     | --       | --                  | --       | --   | --       | --   | --       |
| 10/27                                  | Panthers      | --             | --       | --                 | --       | --                                  | --       | --                                     | --       | --                                     | --       | --                  | --       | --   | --       | --   | --       |
| 11/3                                   | at Ravens     | --             | --       | --                 | --       | --                                  | --       | --                                     | --       | --                                     | --       | --                  | --       | --   | --       | --   | --       |
| 11/10                                  | at Chiefs     | --             | --       | --                 | --       | --                                  | --       | --                                     | --       | --                                     | --       | --                  | --       | --   | --       | --   | --       |
| 11/17                                  | Falcons       | --             | --       | --                 | --       | --                                  | --       | --                                     | --       | --                                     | --       | --                  | --       | --   | --       | --   | --       |
| 11/24                                  | at Raiders    | --             | --       | --                 | --       | --                                  | --       | --                                     | --       | --                                     | --       | --                  | --       | --   | --       | --   | --       |
| 12/2                                   | Browns        | --             | --       | --                 | --       | --                                  | --       | --                                     | --       | --                                     | --       | --                  | --       | --   | --       | --   | --       |
| 12/15                                  | Colts         | --             | --       | --                 | --       | --                                  | --       | --                                     | --       | --                                     | --       | --                  | --       | --   | --       | --   | --       |
| 12/22                                  | at Chargers   | --             | --       | --                 | --       | --                                  | --       | --                                     | --       | --                                     | --       | --                  | --       | --   | --       | --   | --       |
| 12/28                                  | at Bengals    | --             | --       | --                 | --       | --                                  | --       | --                                     | --       | --                                     | --       | --                  | --       | --   | --       | --   | --       |
| 1/5                                    | Chiefs        | --             | --       | --                 | --       | --                                  | --       | --                                     | --       | --                                     | --       | --                  | --       | --   | --       | --   | --       |
| <b>MOST TIMES LED (INCLUDING TIES)</b> |               | <b>W. LUTZ</b> | <b>4</b> | <b>J. WILLIAMS</b> | <b>3</b> | <b>B. NIX</b><br><b>J. WILLIAMS</b> | <b>2</b> | <b>J. WILLIAMS</b><br><b>C. SUTTON</b> | <b>2</b> | <b>J. REYNOLDS</b><br><b>C. SUTTON</b> | <b>2</b> | <b>A. SINGLETON</b> | <b>2</b> | <b>J. COOPER</b><br><b>Z. ALLEN</b><br><b>N. BONITTO</b> | <b>2</b> | <b>A. SINGLETON</b><br><b>B. JONES</b><br><b>P. SURTAIN II</b> | <b>1</b> |

| DATE  | OPPONENT      | SCORING                  |     | CARRIES       |     | RUSHING YARDS |     | RECEPTIONS             |     | RECEIVING YARDS |     | TACKLES     |     | SACKS                   |     | INTERCEPTIONS            |     |
|-------|---------------|--------------------------|-----|---------------|-----|---------------|-----|------------------------|-----|-----------------|-----|-------------|-----|-------------------------|-----|--------------------------|-----|
|       |               | PLAYER                   | NO. | PLAYER        | NO. | PLAYER        | NO. | PLAYER                 | NO. | PLAYER          | NO. | PLAYER      | NO. | PLAYER                  | NO. | PLAYER                   | NO. |
| 9/8   | at Seahawks   | J. Myers                 | 8   | K. Walker III | 20  | K. Walker III | 103 | T. Lockett             | 6   | T. Lockett      | 77  | J. Love     | 12  | B. Mafe<br>D. Hall      | 1.0 | J. Love<br>R. Woolen     | 1   |
| 9/15  | Steelers      | C. Boswell               | 7   | N. Harris     | 17  | N. Harris     | 69  | P. Freiermuth          | 4   | P. Freiermuth   | 39  | D. Elliott  | 9   | A. Highsmith<br>T. Watt | 1.0 | D. Kazee<br>C. Trice Jr. | 1   |
| 9/22  | at Buccaneers | C. Godwin                | 6   | B. Irving     | 9   | B. Irving     | 70  | C. Otton               | 7   | C. Godwin       | 53  | J. Dean     | 13  | --                      | --  | --                       | --  |
| 9/29  | at Jets       | G. Zuerlein              | 9   | B. Hall       | 10  | B. Allen      | 34  | G. Wilson<br>A. Lazard | 5   | M. Williams     | 67  | T. Adams    | 11  | --                      | --  | --                       | --  |
| 10/6  | Raiders       | A. Abdullah<br>B. Bowers | 6   | A. Mattison   | 15  | A. Abdullah   | 42  | B. Bowers              | 8   | B. Bowers       | 97  | R. Spillane | 10  | M. Crosby               | 2.0 | --                       | --  |
| 10/13 | Chargers      | --                       | --  | --            | --  | --            | --  | --                     | --  | --              | --  | --          | --  | --                      | --  | --                       | --  |
| 10/17 | at Saints     | --                       | --  | --            | --  | --            | --  | --                     | --  | --              | --  | --          | --  | --                      | --  | --                       | --  |
| 10/27 | Panthers      | --                       | --  | --            | --  | --            | --  | --                     | --  | --              | --  | --          | --  | --                      | --  | --                       | --  |
| 11/3  | at Ravens     | --                       | --  | --            | --  | --            | --  | --                     | --  | --              | --  | --          | --  | --                      | --  | --                       | --  |
| 11/10 | at Chiefs     | --                       | --  | --            | --  | --            | --  | --                     | --  | --              | --  | --          | --  | --                      | --  | --                       | --  |
| 11/17 | Falcons       | --                       | --  | --            | --  | --            | --  | --                     | --  | --              | --  | --          | --  | --                      | --  | --                       | --  |
| 11/24 | at Raiders    | --                       | --  | --            | --  | --            | --  | --                     | --  | --              | --  | --          | --  | --                      | --  | --                       | --  |
| 12/2  | Browns        | --                       | --  | --            | --  | --            | --  | --                     | --  | --              | --  | --          | --  | --                      | --  | --                       | --  |
| 12/15 | Colts         | --                       | --  | --            | --  | --            | --  | --                     | --  | --              | --  | --          | --  | --                      | --  | --                       | --  |
| 12/22 | at Chargers   | --                       | --  | --            | --  | --            | --  | --                     | --  | --              | --  | --          | --  | --                      | --  | --                       | --  |
| 12/28 | at Bengals    | --                       | --  | --            | --  | --            | --  | --                     | --  | --              | --  | --          | --  | --                      | --  | --                       | --  |
| 1/5   | Chiefs        | --                       | --  | --            | --  | --            | --  | --                     | --  | --              | --  | --          | --  | --                      | --  | --                       | --  |



# GAME BY GAME TACKLES



(AS OF OCT 8, 2024, 12:13 PM MDT)

2024 : REGULAR SEASON

| PLAYERS            | SEA | PIT | TB | NYJ | LV | LAC | NO | CAR | BAL | KC | ATL | LV | CLE | IND | LAC | CIN | KC | TOTAL |
|--------------------|-----|-----|----|-----|----|-----|----|-----|-----|----|-----|----|-----|-----|-----|-----|----|-------|
| Moss, R.           | 12  | 3   | 6  | 8   | 4  | --  | -- | --  | --  | -- | --  | -- | --  | --  | --  | --  | -- | 33    |
| Jones, B.          | 6   | 7   | 6  | 5   | 8  | --  | -- | --  | --  | -- | --  | -- | --  | --  | --  | --  | -- | 32    |
| Singleton, A.      | 9   | 12  | 10 | --  | -- | --  | -- | --  | --  | -- | --  | -- | --  | --  | --  | --  | -- | 31    |
| Barton, C.         | 2   | 6   | 4  | 10  | 7  | --  | -- | --  | --  | -- | --  | -- | --  | --  | --  | --  | -- | 29    |
| McMillian, J.      | 4   | 2   | 9  | 6   | 5  | --  | -- | --  | --  | -- | --  | -- | --  | --  | --  | --  | -- | 26    |
| Locke, P.          | 4   | 2   | 5  | 9   | 4  | --  | -- | --  | --  | -- | --  | -- | --  | --  | --  | --  | -- | 24    |
| Allen, Z.          | 2   | 4   | 3  | 5   | 7  | --  | -- | --  | --  | -- | --  | -- | --  | --  | --  | --  | -- | 21    |
| Cooper, J.         | 6   | 5   | 3  | 3   | 2  | --  | -- | --  | --  | -- | --  | -- | --  | --  | --  | --  | -- | 19    |
| Surtain II, P.     | 6   | 1   | 2  | 2   | 3  | --  | -- | --  | --  | -- | --  | -- | --  | --  | --  | --  | -- | 14    |
| Strnad, J.         | 0   | 0   | -- | 4   | 9  | --  | -- | --  | --  | -- | --  | -- | --  | --  | --  | --  | -- | 13    |
| Jones, D.          | 3   | 3   | 1  | 2   | 4  | --  | -- | --  | --  | -- | --  | -- | --  | --  | --  | --  | -- | 13    |
| Franklin-Myers, J. | 2   | 3   | 2  | 3   | 2  | --  | -- | --  | --  | -- | --  | -- | --  | --  | --  | --  | -- | 12    |
| Roach, M.          | 2   | 4   | -- | 3   | 3  | --  | -- | --  | --  | -- | --  | -- | --  | --  | --  | --  | -- | 12    |
| Bonitto, N.        | 1   | 4   | 2  | 3   | 1  | --  | -- | --  | --  | -- | --  | -- | --  | --  | --  | --  | -- | 11    |
| Elliss, J.         | --  | 4   | 1  | 2   | 1  | --  | -- | --  | --  | -- | --  | -- | --  | --  | --  | --  | -- | 8     |
| Jackson, J.        | --  | 2   | 3  | --  | 1  | --  | -- | --  | --  | -- | --  | -- | --  | --  | --  | --  | -- | 6     |
| Welch, K.          | 2   | 2   | -- | 2   | -- | --  | -- | --  | --  | -- | --  | -- | --  | --  | --  | --  | -- | 6     |
| Browning, B.       | 5   | --  | -- | --  | -- | --  | -- | --  | --  | -- | --  | -- | --  | --  | --  | --  | -- | 5     |
| Wallace, L.        | --  | 1   | -- | 2   | 1  | --  | -- | --  | --  | -- | --  | -- | --  | --  | --  | --  | -- | 4     |
| Tillman, D.        | --  | --  | 3  | 1   | -- | --  | -- | --  | --  | -- | --  | -- | --  | --  | --  | --  | -- | 4     |
| Key, D.            | --  | 0   | 1  | 0   | -- | --  | -- | --  | --  | -- | --  | -- | --  | --  | --  | --  | -- | 1     |
| Sutton, C.         | 0   | --  | -- | --  | -- | --  | -- | --  | --  | -- | --  | -- | --  | --  | --  | --  | -- | 0     |
| Wattenberg, L.     | --  | --  | -- | 0   | -- | --  | -- | --  | --  | -- | --  | -- | --  | --  | --  | --  | -- | 0     |
| Fraboni, M.        | --  | --  | -- | 0   | -- | --  | -- | --  | --  | -- | --  | -- | --  | --  | --  | --  | -- | 0     |
| Burton, M.         | 0   | 0   | -- | 0   | -- | --  | -- | --  | --  | -- | --  | -- | --  | --  | --  | --  | -- | 0     |
| Smith, T.          | --  | --  | -- | 0   | -- | --  | -- | --  | --  | -- | --  | -- | --  | --  | --  | --  | -- | 0     |
| Trautman, A.       | 0   | --  | -- | --  | -- | --  | -- | --  | --  | -- | --  | -- | --  | --  | --  | --  | -- | 0     |
| Adkins, N.         | --  | 0   | -- | --  | -- | --  | -- | --  | --  | -- | --  | -- | --  | --  | --  | --  | -- | 0     |
| McLaughlin, J.     | --  | 0   | -- | --  | -- | --  | -- | --  | --  | -- | --  | -- | --  | --  | --  | --  | -- | 0     |
| Skinner, J.        | 0   | 0   | -- | --  | 0  | --  | -- | --  | --  | -- | --  | -- | --  | --  | --  | --  | -- | 0     |
| Smith, K.          | --  | 0   | 0  | 0   | -- | --  | -- | --  | --  | -- | --  | -- | --  | --  | --  | --  | -- | 0     |
| McCalister, T.     | --  | --  | 0  | --  | -- | --  | -- | --  | --  | -- | --  | -- | --  | --  | --  | --  | -- | 0     |
| Nix, B.            | --  | --  | -- | --  | 0  | --  | -- | --  | --  | -- | --  | -- | --  | --  | --  | --  | -- | 0     |



# MISC. GAME INFORMATION



| GAME            | W/L      | KICKOFF       | LENGTH | ATTN.  | TEMP. | TV  | BROADCAST CREW                                     | OFFICIALS  |
|-----------------|----------|---------------|--------|--------|-------|-----|--|--|
| at Sea. (9/8)   | L, 20-26 | 1:05 p.m. PDT | 3:15   | 68,714 | 73° F | CBS | Spero Dedes<br>Adam Archuleta<br>Aditi Kinkhabwala | REF: Brad Allen (122); UMP: Duane Heydt (42); DJ: Sarah Thomas (53); LJ: Walter Flowers (32); FJ: Rick Patterson (15); SJ: Chad Hill (125); BJ: Tyree Walton (2); RO: Kevin Brown, Durwood Manley      |
| vs. Pit. (9/15) | L, 6-13  | 2:25 p.m. MDT | 2:57   | 74,215 | 88° F | CBS | Spero Dedes<br>Adam Archuleta<br>Aditi Kinkhabwala | REF: Clete Blakeman (34); UMP: Scott Campbell (127); DJ: Dana McKenzie (8); LJ: Julian Mapp (10); FJ: Karina Tovar (91); SJ: James Coleman (95); BJ: Jonah Monroe (120); RO: Chad Adams, Amber Cornell |
| at T.B. (9/22)  | W, 26-7  | 1:00 p.m. EDT | 2:46   | 62,738 | 87° F | FOX | Tim Brando<br>Matt Millen<br>Sarah Kustok          | REF: Alan Eck (76); UMP: Tab Slaughter (110); DJ: Derick Bowers (74); LJ: Barry Anderson (20); FJ: John Jenkins (117); SJ: Dale Shaw (104); BJ: Greg Meyer (78); RO: Joe Wollan                        |
| at NYJ (9/29)   | W, 10-9  | 1:00 p.m. EDT | 3:15   | 82,243 | 67° F | CBS | Ian Eagle<br>Charles Davis<br>Evan Washburn        | REF: Ronald Torbert (62); UMP: Barry Anderson (20); DJ: Frank LeBlanc (44); LJ: Brian Bolinger (40); FJ: Ryan Dickson (25); SJ: Keith Washington (7); BJ: Tony Josselyn (67); RO: Mike Chase           |
| vs. L.V. (10/6) | W, 34-18 | 2:05 p.m. MDT | 3:12   | 72,825 | 73° F | FOX | Kevin Kugler<br>Daryl Johnston<br>Laura Okmin      | REF: Craig Wroldstad (4); UMP: Steven Woods (54); DJ: Danny Short (113); LJ: Brett Bergman (17); FJ: Jeff Shears (60); SJ: Frank Steratore (132); BJ: Rich Martinez (39); RO: Gavin Anderson           |
|                 |          |               |        |        |       |     |  |  |
|                 |          |               |        |        |       |     |  |  |
|                 |          |               |        |        |       |     |  |  |
|                 |          |               |        |        |       |     |  |  |
|                 |          |               |        |        |       |     |  |  |
|                 |          |               |        |        |       |     |  |  |
|                 |          |               |        |        |       |     |  |  |
|                 |          |               |        |        |       |     |  |  |
|                 |          |               |        |        |       |     |  |  |
|                 |          |               |        |        |       |     |  |  |
|                 |          |               |        |        |       |     |  |  |
|                 |          |               |        |        |       |     |  |  |
|                 |          |               |        |        |       |     |  |  |
|                 |          |               |        |        |       |     |  |  |
|                 |          |               |        |        |       |     |  |  |
|                 |          |               |        |        |       |     |  |  |
|                 |          |               |        |        |       |     |  |  |
|                 |          |               |        |        |       |     |  |  |
|                 |          |               |        |        |       |     |  |  |



**GAME  
RECAPS**



20

WEEK 1

Denver Broncos 20, Seattle Seahawks 26  
68,714 Lumen Field Sep 8, 2024



26

|                        |   |    |    |   |   |    |
|------------------------|---|----|----|---|---|----|
| Denver Broncos .....   | 3 | 10 | 0  | 7 | - | 20 |
| Seattle Seahawks ..... | 3 | 6  | 10 | 7 | - | 26 |

The Denver Broncos fell to the Seattle Seahawks in the 2024 NFL season opener by the score of 26-20.

QB Bo Nix made his first NFL start and NFL debut, completing 26-of-42 passes for 138 yards with two interceptions (47.5 rtg.). His 26 completions were the most by a Bronco rookie in his first career start.

WR Devaughn Vele also made his NFL debut, catching eight passes for 39 yards in the game (4.9 avg.). With that performance, Vele ranks second for most catches made in an NFL debut in team history, behind only former Broncos WR Eddie Royal (9).

Denver's defense also got out to a hot start, recording two safeties in the contest. It is the second time in team history the defense tallied multiple safeties in a game and just the third time in league history a team did so in Week 1.

ILB Alex Singleton got Denver off to a fast start, intercepting a pass from Seahawks QB Geno Smith on the second play of the game and returning it to the Seattle 20-yard line. The Broncos could not convert though, settling for a K Wil Lutz 35-yard field goal.

The Seahawks would get on the board after the teams traded punts for two possessions each, tying the game up on a 50-yard field goal by Seahawks K Jason Myers to tie the game at 3-3.

Denver would get its first safety of the game on Seattle's next possession after a holding penalty was called on the Seahawks in the end zone, giving Denver a 5-3 lead. The Broncos would extend the lead on the next drive as Lutz would hit another field goal, this time from 30 yards, to give Denver an 8-3 lead.

Seattle would respond on their next drive though, as Smith would run 34 yards on a scramble to score and give Seattle a 9-3 advantage after their two-point conversion try failed. The Broncos would take the lead into half though as another safety and another field goal from Lutz would give the Broncos an 13-9 lead at the break.

The Seahawks would come out of the break quickly, as the first drive of the second half would end up in a touchdown from RB Kenneth Walker. The next two drives for Seattle would also end up in points, as a field goal from Myers and another touchdown, this time from RB Zach Charbonnet, gave Seattle the 26-13 lead.

The Broncos did not quit though, as Denver found the end zone after Nix ran the ball in from four yards out to cut the lead to 26-20. That would be the final action, as Seattle was able to run out the clock on their next drive and clinch the opening weekend win.

SEATTLE SEAHAWKS

| OFFENSE |                 | DEFENSE |                |
|---------|-----------------|---------|----------------|
| WR 14   | D. Metcalf      | DE 99   | L. Williams    |
| LT 67   | C. Cross        | NT 97   | J. Hankins     |
| LG 70   | L. Tomlinson    | DE 90   | J. Reed        |
| C 57    | C. Williams     | RUSH 55 | D. Jones       |
| RG 75   | A. Bradford     | MLB 0   | T. Dodson      |
| RT 74   | G. Fant         | WLB 17  | J. Baker       |
| TE 87   | N. Fant         | SLB 53  | B. Mafe        |
| WR 16   | T. Lockett      | CB 21   | D. Witherspoon |
| WR 11   | J. Smith-Njigba | CB 27   | R. Woolen      |
| QB 7    | G. Smith        | SS 2    | R. Jenkins     |
| RB 9    | K. Walker III   | FS 20   | J. Love        |

DENVER BRONCOS (HEAD COACH: SEAN PAYTON)

| OFFENSE |               | DEFENSE |                   |
|---------|---------------|---------|-------------------|
| WR 19   | M. Mims Jr.   | DE 99   | Z. Allen          |
| LT 72   | G. Bolles     | NT 93   | D. Jones          |
| LG 74   | B. Powers     | DE 98   | J. Franklin-Myers |
| C 60    | L. Wattenberg | SLB 0   | J. Cooper         |
| RG 77   | Q. Meinerz    | WLB 5   | B. Browning       |
| RT 69   | M. McGlinchey | ILB 49  | A. Singleton      |
| TE 45   | N. Adkins     | CB 2    | P. Surtain II     |
| TE 80   | G. Dulcich    | CB 21   | R. Moss           |
| TE 82   | A. Trautman   | NCB 29  | J. McMillian      |
| RB 33   | J. Williams   | S 6     | P. Locke          |
| QB 10   | B. Nix        | S 22    | B. Jones          |

OFFICIALS: Referee: Brad Allen (122), Umpire: Duane Heydt (42), Down Judge: Sarah Thomas (53), Line Judge: Walter Flowers (32), Field Judge: Rick Patterson (15), Side Judge: Chad Hill (125), Back Judge: Tyree Walton (2), Replay Official: Kevin Brown, Replay Official: Durwood Manley

DENVER BRONCOS

| PASSING | ATT | CP | YDS | SK/YD | TD | LG | INT | RTG  |
|---------|-----|----|-----|-------|----|----|-----|------|
| Bo Nix  | 42  | 26 | 138 | 2/6   | 0  | 25 | 2   | 47.5 |
| TOTAL   | 42  | 26 | 138 | 2/6   | 0  | 25 | 2   | 47.5 |

| RUSHING           | ATT | YDS | AVG | LG | TD |
|-------------------|-----|-----|-----|----|----|
| Bo Nix            | 5   | 35  | 7.0 | 23 | 1  |
| Jaleel McLaughlin | 10  | 27  | 2.7 | 15 | 0  |
| Javonte Williams  | 8   | 23  | 2.9 | 9  | 0  |
| Audric Estime     | 2   | 14  | 7.0 | 12 | 0  |
| TOTAL             | 25  | 99  | 4.0 | 23 | 1  |

| RECEIVING         | NO | YDS | AVG | LG | TD |
|-------------------|----|-----|-----|----|----|
| Devaughn Vele     | 8  | 39  | 4.9 | 9  | 0  |
| Josh Reynolds     | 5  | 45  | 9.0 | 25 | 0  |
| Jaleel McLaughlin | 5  | 1   | 0.2 | 3  | 0  |
| Courtland Sutton  | 4  | 38  | 9.5 | 17 | 0  |
| Greg Dulcich      | 2  | 12  | 6.0 | 7  | 0  |
| Michael Burton    | 1  | 3   | 3.0 | 3  | 0  |
| Javonte Williams  | 1  | 0   | 0.0 | 0  | 0  |
| TOTAL             | 26 | 138 | 5.3 | 25 | 0  |

| TOP DEFENSE    | TOT | SOLO | AST | SCK | YDS | INT |
|----------------|-----|------|-----|-----|-----|-----|
| Riley Moss     | 12  | 8    | 4   | 0.0 | 0.0 | 0   |
| Alex Singleton | 9   | 6    | 3   | 0.0 | 0.0 | 1   |
| Brandon Jones  | 6   | 4    | 2   | 0.0 | 0.0 | 0   |

| FIELD GOALS | FGM/FGA | PERCENT | RESULTS       |
|-------------|---------|---------|---------------|
| Wil Lutz    | 3-3     | 100.0   | 35G, 30G, 45G |
| TOTAL       | 3-3     | 100.0   |               |

SEATTLE SEAHAWKS

| PASSING    | ATT | CP | YDS | SK/YD | TD | LG  | INT | RTG  |
|------------|-----|----|-----|-------|----|-----|-----|------|
| Geno Smith | 25  | 18 | 171 | 2/13  | 1  | 30t | 1   | 87.2 |
| TOTAL      | 25  | 18 | 171 | 2/13  | 1  | 30T | 1   | 87.3 |

| RUSHING              | ATT | YDS | AVG | LG  | TD |
|----------------------|-----|-----|-----|-----|----|
| Kenneth Walker III   | 20  | 103 | 5.2 | 23t | 1  |
| Geno Smith           | 4   | 30  | 7.5 | 34t | 1  |
| Zach Charbonnet      | 8   | 12  | 1.5 | 6   | 0  |
| Laviska Shenault Jr. | 1   | 1   | 1.0 | 1   | 0  |
| TOTAL                | 33  | 146 | 4.4 | 34T | 2  |

| RECEIVING            | NO | YDS | AVG  | LG  | TD |
|----------------------|----|-----|------|-----|----|
| Tyler Lockett        | 6  | 77  | 12.8 | 19  | 0  |
| DK Metcalf           | 3  | 29  | 9.7  | 12  | 0  |
| Zach Charbonnet      | 2  | 29  | 14.5 | 30t | 1  |
| Jaxon Smith-Njigba   | 2  | 19  | 9.5  | 10  | 0  |
| Noah Fant            | 2  | 11  | 5.5  | 9   | 0  |
| Kenneth Walker III   | 2  | 6   | 3.0  | 8   | 0  |
| Laviska Shenault Jr. | 1  | 0   | 0.0  | 0   | 0  |
| TOTAL                | 18 | 171 | 9.5  | 30T | 1  |

| TOP DEFENSE       | TOT | SOLO | AST | SCK | YDS | INT |
|-------------------|-----|------|-----|-----|-----|-----|
| Julian Love       | 12  | 10   | 2   | 0.0 | 0.0 | 1   |
| Tyrel Dodson      | 10  | 9    | 1   | 0.0 | 0.0 | 0   |
| Devon Witherspoon | 7   | 5    | 2   | 0.0 | 0.0 | 0   |

| FIELD GOALS | FGM/FGA | PERCENT | RESULTS  |
|-------------|---------|---------|----------|
| Jason Myers | 2-2     | 100.0   | 50G, 28G |
| TOTAL       | 2-2     | 100.0   |          |

Team Statistics

|                              | Broncos  | Seahawks |
|------------------------------|----------|----------|
| First Downs                  | 13       | 19       |
| 3rd-Down Eff. (Made/Att/Pct) | 5/18/28% | 4/12/33% |
| 4th-Down Eff. (Made/Att/Pct) | 1/1/100% | 0/0/0%   |
| Total Net Yards              | 231      | 304      |
| Total Plays                  | 69       | 60       |
| Yards Per Play               | 3.3      | 5.1      |
| Rushes/Net Yards             | 25/99    | 33/146   |
| Net Passing                  | 132      | 158      |
| Pass Attempts/Completions    | 42/26    | 25/18    |
| Had Intercepted              | 2        | 1        |
| Sacked/Yards Lost            | 2/6      | 2/13     |
| Punts/Average                | 8/48.6   | 5/48.2   |
| Penalties/Yards              | 8/60     | 6/41     |
| Fumbles/Lost                 | 2/1      | 1/1      |
| Possession Time              | 31:14    | 28:46    |







13

WEEK 2

Pittsburgh Steelers 13, Denver Broncos 6

74,215 Empower Field at Mile High Sep 15, 2024



6

|                     |   |   |   |   |   |    |
|---------------------|---|---|---|---|---|----|
| Pittsburgh Steelers | 7 | 3 | 3 | 0 | — | 13 |
| Denver Broncos      | 0 | 0 | 0 | 6 | — | 6  |

The Denver Broncos were unable to comeback in their home opener, falling to the Pittsburgh Steelers 13-6.

DE Zach Allen was a force in the middle on a Broncos defense that limited Pittsburgh to three first downs the entire second half. Allen finished the game with one sack and a game-high four quarterback hits.

ILB Alex Singleton also made an impact defensively, recording a team-high 11 tackles (7 solo). It was Singleton's 33rd career double-digit tackle game, which was the second most since 2020 in the entire NFL at the time of the game.

On the offensive side, WR Josh Reynolds made four receptions for 93 yards (23.3 avg.), which was the most he posted in a single game since 2022.

Both teams exchanged punts to begin the contest before on their second offensive drive of the game, Pittsburgh traveled 78 yards on 12 plays to take the early 7-0 lead. The drive was capped off after Steelers QB Justin Fields found TE Darnell Washington for the five-yard touchdown.

The game would return to a defensive struggle as both sides would continue to exchange punts until the final drive of the half by Pittsburgh. The Steelers would take the ball 57 yards on seven plays and wrap the half up with a 22-yard field goal by Steelers K Chris Boswell to make the score 10-0 at half.

The start of the second half would again become a defensive struggle as both teams would exchange possessions without a score. The Steelers would get on the board again though with another field goal after intercepting a Broncos pass to make it 13-0.

Denver made it only the scoreboard early in the fourth quarter as they would go 54 yards on 12 plays to set up K Wjl Lutz with a 35-yard field goal to make it 13-3.

The Broncos would get on the board again two drives later, this time setting Lutz up from 29 yard away to make it 13-6, but that proved to be the final points of the game.

PITTSBURGH STEELERS (HEAD COACH: MIKE TOMLIN)

| OFFENSE |              |         | DEFENSE        |  |  |
|---------|--------------|---------|----------------|--|--|
| WR 11   | V. Jefferson | DE 99   | L. Ogunjobi    |  |  |
| LT 65   | D. Moore Jr. | DT 97   | C. Heyward     |  |  |
| LG 74   | S. Anderson  | NT 95   | K. Benton      |  |  |
| C 54    | Z. Frazier   | LOLB 90 | T. Watt        |  |  |
| RG 78   | J. Daniels   | LILB 6  | P. Queen       |  |  |
| RT 76   | T. Fautanu   | RILB 50 | E. Roberts     |  |  |
| TE 81   | M. Pruitt    | ROLB 56 | A. Highsmith   |  |  |
| RB 22   | N. Harris    | LCB 26  | D. Jackson     |  |  |
| QB 2    | J. Fields    | FS 39   | M. Fitzpatrick |  |  |
| WR 14   | G. Pickens   | SS 25   | D. Elliott     |  |  |
| TE 83   | C. Heyward   | RCB 24  | J. Porter Jr.  |  |  |

DENVER BRONCOS (HEAD COACH: SEAN PAYTON)

| OFFENSE |               |        | DEFENSE           |  |  |
|---------|---------------|--------|-------------------|--|--|
| WR 14   | C. Sutton     | DE 99  | Z. Allen          |  |  |
| LT 72   | G. Bolles     | NT 93  | D. Jones          |  |  |
| LG 74   | B. Powers     | DE 98  | J. Franklin-Myers |  |  |
| C 60    | L. Wattenberg | SLB 0  | J. Cooper         |  |  |
| RG 77   | Q. Meinerz    | WLB 5  | B. Browning       |  |  |
| RT 69   | M. McGlinchey | ILB 49 | A. Singleton      |  |  |
| TE 45   | N. Adkins     | ILB 57 | K. Welch          |  |  |
| TE 82   | A. Trautman   | CB 2   | P. Surtain II     |  |  |
| WR 84   | L. Humphrey   | CB 21  | R. Moss           |  |  |
| RB 33   | J. Williams   | S 6    | P. Locke          |  |  |
| QB 10   | B. Nix        | S 22   | B. Jones          |  |  |

OFFICIALS: Referee: Clete Blakeman (34), Umpire: Scott Campbell (127), Down Judge: Dana McKenzie (8), Line Judge: Julian Mapp (10), Field Judge: Karina Tovar (0), Side Judge: James Coleman (95), Back Judge: Jonah Monroe (120), Replay Official: Chad Adams, Replay Assistant: Amber Cornell

PITTSBURGH STEELERS

| PASSING       | ATT | CP | YDS | SK/YD | TD | LG | INT | RTG  |
|---------------|-----|----|-----|-------|----|----|-----|------|
| Justin Fields | 20  | 13 | 117 | 2/7   | 1  | 16 | 0   | 97.3 |
| TOTAL         | 20  | 13 | 117 | 2/7   | 1  | 16 | 0   | 97.3 |

| RUSHING               | ATT | YDS | AVG | LG | TD |
|-----------------------|-----|-----|-----|----|----|
| Najee Harris          | 17  | 69  | 4.1 | 11 | 0  |
| Jaylen Warren         | 9   | 42  | 4.7 | 11 | 0  |
| Justin Fields         | 8   | 27  | 3.4 | 16 | 0  |
| Cordarrelle Patterson | 2   | 3   | 1.5 | 3  | 0  |
| TOTAL                 | 36  | 141 | 3.9 | 16 | 0  |

| RECEIVING          | NO | YDS | AVG  | LG | TD |
|--------------------|----|-----|------|----|----|
| Pat Freiermuth     | 4  | 39  | 9.8  | 14 | 0  |
| George Pickens     | 2  | 29  | 14.5 | 16 | 0  |
| Jaylen Warren      | 2  | 19  | 9.5  | 12 | 0  |
| Van Jefferson      | 2  | 14  | 7.0  | 12 | 0  |
| Calvin Austin III  | 1  | 6   | 6.0  | 6  | 0  |
| Najee Harris       | 1  | 5   | 5.0  | 5  | 0  |
| Darnell Washington | 1  | 5   | 5.0  | 5t | 1  |
| TOTAL              | 13 | 117 | 9.0  | 16 | 1  |

| TOP DEFENSE        | TOT | SOLO | AST | SCK | YDS | INT |
|--------------------|-----|------|-----|-----|-----|-----|
| DeShon Elliott     | 9   | 4    | 5   | 0.0 | 0.0 | 0   |
| Minkah Fitzpatrick | 7   | 5    | 2   | 0.0 | 0.0 | 0   |
| Alex Highsmith     | 4   | 4    | 0   | 1.0 | 7.0 | 0   |

| FIELD GOALS   | FGM/FGA | PERCENT | RESULTS  |
|---------------|---------|---------|----------|
| Chris Boswell | 2-2     | 100.0   | 22G, 53G |
| TOTAL         | 2-2     | 100.0   |          |

DENVER BRONCOS

| PASSING | ATT | CP | YDS | SK/YD | TD | LG | INT | RTG  |
|---------|-----|----|-----|-------|----|----|-----|------|
| Bo Nix  | 35  | 20 | 246 | 2/15  | 0  | 49 | 2   | 55.2 |
| TOTAL   | 35  | 20 | 246 | 2/15  | 0  | 49 | 2   | 55.2 |

| RUSHING           | ATT | YDS | AVG  | LG | TD |
|-------------------|-----|-----|------|----|----|
| Bo Nix            | 4   | 25  | 6.3  | 13 | 0  |
| Javonte Williams  | 11  | 17  | 1.5  | 5  | 0  |
| Tyler Badie       | 1   | 16  | 16.0 | 16 | 0  |
| Jaleel McLaughlin | 3   | 6   | 2.0  | 7  | 0  |
| TOTAL             | 19  | 64  | 3.4  | 16 | 0  |

| RECEIVING           | NO | YDS | AVG  | LG | TD |
|---------------------|----|-----|------|----|----|
| Javonte Williams    | 5  | 48  | 9.6  | 14 | 0  |
| Josh Reynolds       | 4  | 93  | 23.3 | 49 | 0  |
| Lil'Jordan Humphrey | 4  | 50  | 12.5 | 27 | 0  |
| Greg Dulcich        | 3  | 16  | 5.3  | 9  | 0  |
| Courtland Sutton    | 1  | 26  | 26.0 | 26 | 0  |
| Marvin Mims Jr.     | 1  | 10  | 10.0 | 8  | 0  |
| Tyler Badie         | 1  | 2   | 2.0  | 2  | 0  |
| Michael Burton      | 1  | 1   | 1.0  | 1  | 0  |
| TOTAL               | 20 | 246 | 12.3 | 49 | 0  |

| TOP DEFENSE    | TOT | SOLO | AST | SCK | YDS | INT |
|----------------|-----|------|-----|-----|-----|-----|
| Alex Singleton | 12  | 7    | 5   | 0.0 | 0.0 | 0   |
| Brandon Jones  | 7   | 3    | 4   | 0.0 | 0.0 | 0   |
| Cody Barton    | 6   | 3    | 3   | 0.0 | 0.0 | 0   |

| FIELD GOALS | FGM/FGA | PERCENT | RESULTS  |
|-------------|---------|---------|----------|
| Wil Lutz    | 2-2     | 100.0   | 35G, 29G |
| TOTAL       | 2-2     | 100.0   |          |

Team Statistics

|                              | Steelers | Broncos  |
|------------------------------|----------|----------|
| First Downs                  | 16       | 13       |
| 3rd-Down Eff. (Made/Att/Pct) | 4/13/31% | 2/12/17% |
| 4th-Down Eff. (Made/Att/Pct) | 0/0/0%   | 1/2/50%  |
| Total Net Yards              | 251      | 295      |
| Total Plays                  | 58       | 56       |
| Yards Per Play               | 4.3      | 5.3      |
| Rushes/Net Yards             | 36/141   | 19/64    |
| Net Passing                  | 110      | 231      |
| Pass Attempts/Completions    | 20/13    | 35/20    |
| Had Intercepted              | 0        | 2        |
| Sacked/Yards Lost            | 2/7      | 2/15     |
| Punts/Average                | 8/53.0   | 6/52.5   |
| Penalties/Yards              | 10/78    | 9/124    |
| Fumbles/Lost                 | 1/0      | 0/0      |
| Possession Time              | 32:19    | 27:41    |





26

WEEK 3

Denver Broncos 26, Tampa Bay Buccaneers 7  
62,738 Raymond James Stadium Sep 22, 2024



7

|                      |    |   |   |   |   |    |
|----------------------|----|---|---|---|---|----|
| Denver Broncos       | 14 | 6 | 0 | 6 | - | 26 |
| Tampa Bay Buccaneers | 0  | 7 | 0 | 0 | - | 7  |

In Week 3, the Denver Broncos were able to clinch their first victory of the season, taking down the undefeated Tampa Bay Buccaneers by the score of 26-7. Getting his first win in the NFL, QB Bo Nix helped drive an offense that outpaced the defending NFC South Champions by 129 total yards. Nix completed 25-of-36 passes for 216 yards (85.0 rtg.) while also carrying the ball nine times for 47 yards (5.2 avg.).

RB Tyler Badie also found success on the ground, totaling a team-high 70 yards on nine carries (7.8 avg.). Through the air, WR Courtland Sutton led the way with 68 yards on seven catches (9.7 avg.) while WR Lil'Jordan Humphrey caught a career-high six passes for 37 yards (6.2 avg.).

Defensively, S Brandon Jones had a breakout game, finishing with six tackles (4 solo) along with one interception (37 yds.), one pass defended and one fumble recovery (34 yds.).

Denver also notched seven sacks in the game, which is tied for the eighth most in team history in a single game and the most since 2019. OLB Dondrea Tillman totaled two sacks in the game, becoming the first Bronco since at least 1970 to tally two sacks in his NFL debut.

The Broncos came out fast, winning the coin toss and electing to receive the kickoff. The gamble paid off, as Nix led the 70-yard drive for a touchdown that was capped by a three-yard rush by the signal caller.

Denver would get their first takeaway of the game two drives later as Jones would jump up and take the pass from Buccaneers QB Baker Mayfield to set the Broncos up at Tampa Bay's nine-yard line. That would prove to help as Denver scored four plays later on a RB Jaleel McLaughlin one-yard rush to go up 14-0.

The Broncos would score on their next drive as well as a 13-play drive that went 41 yards was capped off by a 43-yard field goal from K Will Lutz.

It seemed like momentum would shift when Tampa Bay recovered a fumble that led to a drive that gave Tampa their only points of the game, but the Broncos would answer right back on a two-minute drive to get into the half at 20-7.

Both offenses would stall out on their first drives of the second half, but Denver would seem to squeeze the life out of the game after milking almost eight minutes on a 15-play, 79-yard drive that led to another Lutz field goal to extend the lead to 23-7.

The Buccaneers would turn the ball over on downs their next drive and on the ensuing possession, the Broncos clinched the game as another Lutz field goal from 43 yards out made the score 26-7.

Jones would recover a fumble by Tampa Bay on its next drive and give Denver its 19-point victory.

**OFFICIALS:** Referee: Alan Eck (76), Umpire: Tab Slaughter (110), Down Judge: Derick Bowers (74), Line Judge: Derek Anderson (166), Side Judge: John Jenkins (117), Side Judge: Dale Shaw (104), Back Judge: Greg Meyer (78)

TAMPA BAY BUCCANEERS (HEAD COACH: TODD BOWLES)

| OFFENSE |             | DEFENSE |                   |
|---------|-------------|---------|-------------------|
| WR 15   | J. McMillan | DL 96   | G. Gaines         |
| WR 13   | M. Evans    | DL 92   | W. Gholston       |
| WR 14   | C. Godwin   | DL 90   | L. Hall           |
| C 62    | G. Barton   | OLB 0   | Y. Diaby          |
| TE 88   | C. Otton    | OLB 9   | J. Tryon-Shoyinka |
| QB 6    | B. Mayfield | CB 35   | J. Dean           |
| RB 1    | R. White    | CB 27   | Z. McCollum       |
|         |             | S 29    | C. Izien          |
|         |             | S 3     | J. Whitehead      |

DENVER BRONCOS (HEAD COACH: SEAN PAYTON)

| OFFENSE |               | DEFENSE |                   |
|---------|---------------|---------|-------------------|
| WR 14   | C. Sutton     | DE 99   | Z. Allen          |
| LT 72   | G. Bolles     | NT 93   | D. Jones          |
| LG 74   | B. Powers     | DE 98   | J. Franklin-Myers |
| C 60    | L. Wattenberg | SLB 0   | J. Cooper         |
| RG 77   | Q. Meinerz    | WLB 15  | N. Bonitto        |
| RT 63   | A. Palczewski | ILB 49  | A. Singleton      |
| TE 82   | A. Trautman   | CB 2    | P. Surtain II     |
| TE 80   | G. Dulcich    | CB 21   | R. Moss           |
| WR 11   | J. Reynolds   | NCB 29  | J. McMillan       |
| RB 33   | J. Williams   | S 6     | P. Locke          |
| QB 10   | B. Nix        | S 22    | B. Jones          |

DENVER BRONCOS

| PASSING      | ATT       | CP        | YDS        | SK/YD      | TD       | LG        | INT      | RTG         |
|--------------|-----------|-----------|------------|------------|----------|-----------|----------|-------------|
| Bo Nix       | 36        | 25        | 216        | 0/0        | 0        | 31        | 0        | 85.0        |
| <b>TOTAL</b> | <b>36</b> | <b>25</b> | <b>216</b> | <b>0/0</b> | <b>0</b> | <b>31</b> | <b>0</b> | <b>85.0</b> |

| RUSHING           | ATT       | YDS        | AVG        | LG        | TD       |
|-------------------|-----------|------------|------------|-----------|----------|
| Tyler Badie       | 9         | 70         | 7.8        | 43        | 0        |
| Bo Nix            | 9         | 47         | 5.2        | 22        | 1        |
| Javonte Williams  | 5         | 12         | 2.4        | 5         | 0        |
| Jaleel McLaughlin | 5         | 7          | 1.4        | 7         | 1        |
| <b>TOTAL</b>      | <b>28</b> | <b>136</b> | <b>4.9</b> | <b>43</b> | <b>2</b> |

| RECEIVING           | NO        | YDS        | AVG        | LG        | TD       |
|---------------------|-----------|------------|------------|-----------|----------|
| Courtland Sutton    | 7         | 68         | 9.7        | 22        | 0        |
| Lil'Jordan Humphrey | 6         | 37         | 6.2        | 17        | 0        |
| Javonte Williams    | 4         | 29         | 7.3        | 11        | 0        |
| Josh Reynolds       | 2         | 36         | 18.0       | 31        | 0        |
| Troy Franklin       | 2         | 11         | 5.5        | 6         | 0        |
| Adam Trautman       | 1         | 13         | 13.0       | 13        | 0        |
| Marvin Mims Jr.     | 1         | 9          | 9.0        | 9         | 0        |
| Jaleel McLaughlin   | 1         | 7          | 7.0        | 7         | 0        |
| Nate Adkins         | 1         | 6          | 6.0        | 6         | 0        |
| <b>TOTAL</b>        | <b>25</b> | <b>216</b> | <b>8.6</b> | <b>31</b> | <b>0</b> |

| TOP DEFENSE       | TOT | SOLO | AST | SCK | YDS | INT |
|-------------------|-----|------|-----|-----|-----|-----|
| Alex Singleton    | 10  | 4    | 6   | 0.0 | 0.0 | 0   |
| Ja'Quan McMillian | 9   | 8    | 1   | 0.0 | 0.0 | 0   |
| Brandon Jones     | 6   | 4    | 2   | 0.0 | 0.0 | 1   |

| FIELD GOALS  | FGM/FGA    | PERCENT      | RESULTS            |
|--------------|------------|--------------|--------------------|
| Wil Lutz     | 4-4        | 100.0        | 43G, 38G, 33G, 43G |
| <b>TOTAL</b> | <b>4-4</b> | <b>100.0</b> |                    |

TAMPA BAY BUCCANEERS

| PASSING        | ATT       | CP        | YDS        | SK/YD       | TD       | LG        | INT      | RTG         |
|----------------|-----------|-----------|------------|-------------|----------|-----------|----------|-------------|
| Baker Mayfield | 33        | 25        | 163        | 7/31        | 1        | 13        | 1        | 83.3        |
| <b>TOTAL</b>   | <b>33</b> | <b>25</b> | <b>163</b> | <b>7/31</b> | <b>1</b> | <b>13</b> | <b>1</b> | <b>83.3</b> |

| RUSHING       | ATT       | YDS       | AVG        | LG        | TD       |
|---------------|-----------|-----------|------------|-----------|----------|
| Bucky Irving  | 9         | 70        | 7.8        | 32        | 0        |
| Rachaad White | 6         | 17        | 2.8        | 9         | 0        |
| Sean Tucker   | 1         | 4         | 4.0        | 4         | 0        |
| <b>TOTAL</b>  | <b>16</b> | <b>91</b> | <b>5.7</b> | <b>32</b> | <b>0</b> |

| RECEIVING      | NO        | YDS        | AVG        | LG        | TD       |
|----------------|-----------|------------|------------|-----------|----------|
| Cade Otton     | 7         | 47         | 6.7        | 13        | 0        |
| Chris Godwin   | 6         | 53         | 8.8        | 13        | 1        |
| Rachaad White  | 5         | 18         | 3.6        | 8         | 0        |
| Bucky Irving   | 3         | 14         | 4.7        | 6         | 0        |
| Mike Evans     | 2         | 17         | 8.5        | 9         | 0        |
| Payne Durham   | 1         | 8          | 8.0        | 8         | 0        |
| Jalen McMillan | 1         | 6          | 6.0        | 6         | 0        |
| <b>TOTAL</b>   | <b>25</b> | <b>163</b> | <b>6.5</b> | <b>13</b> | <b>1</b> |

| TOP DEFENSE     | TOT | SOLO | AST | SCK | YDS | INT |
|-----------------|-----|------|-----|-----|-----|-----|
| Jamel Dean      | 13  | 9    | 4   | 0.0 | 0.0 | 0   |
| Christian Izien | 8   | 6    | 2   | 0.0 | 0.0 | 0   |
| Lavonte David   | 8   | 3    | 5   | 0.0 | 0.0 | 0   |

| FIELD GOALS | FGM/FGA        | PERCENT | RESULTS |
|-------------|----------------|---------|---------|
|             | No Field Goals |         |         |

Team Statistics

|                              | Broncos  | Buccaneers |
|------------------------------|----------|------------|
| First Downs                  | 18       | 17         |
| 3rd-Down Eff. (Made/Att/Pct) | 4/13/31% | 3/11/27%   |
| 4th-Down Eff. (Made/Att/Pct) | 2/3/67%  | 0/2/0%     |
| Total Net Yards              | 352      | 223        |
| Total Plays                  | 64       | 56         |
| Yards Per Play               | 5.5      | 4.0        |
| Rushes/Net Yards             | 28/136   | 16/91      |
| Net Passing                  | 216      | 132        |
| Pass Attempts/Completions    | 36/25    | 33/25      |
| Had Intercepted              | 0        | 1          |
| Sacked/Yards Lost            | 0/0      | 7/31       |
| Punts/Average                | 2/48.0   | 4/47.3     |
| Penalties/Yards              | 5/51     | 5/19       |
| Fumbles/Lost                 | 1/1      | 1/1        |
| Possession Time              | 32:08    | 27:52      |





10

WEEK 4

Denver Broncos 10, New York Jets 9

82,243 MetLife Stadium Sep 29, 2024



9

|                |   |   |   |   |   |    |
|----------------|---|---|---|---|---|----|
| Denver Broncos | 0 | 0 | 7 | 3 | - | 10 |
| New York Jets  | 0 | 6 | 0 | 3 | - | 9  |

The Broncos completed their East Coast road trip sweep after defeating the New York Jets 10-9 on the soggy field of MetLife Stadium.

Denver put on a defensive masterclass in the contest, limiting the Jets to just 248 total yards as well as 64 yards on the ground. The Broncos also applied pressure in the contest, brining down Jets QB Aaron Rodgers a total of five times.

ILB Cody Barton, who played all 74 defensive snaps in the game, led the charge defensively with 10 tackles. S Brandon Jones also became the first Bronco since 2015 to record a forced fumble, fumble recovery and interception within the first four games of a season.

The Broncos also had six players record at least 0.5 sacks, including S P.J. Locke, ILB Justin Strnad, DE John Franklin-Myers, OLB Nik Bonitto, DT Malcolm Roach and OLB Jonah Ellis.

Denver came out of the gate hot, with Strnad sacking Rodgers on the first play of the game for an eight-yard loss and Jones forcing a fumble on the third play that was recovered by CB Riley Moss.

The Jets would strike first towards the tail end of the first quarter, setting up at the one-yard line, but Denver made a goal line stand that forced a field goal in the start of the second quarter to make it 3-0.

Both teams would again keep trading punts for the remainder of the quarter until the end as a two-minute drill by New York set up a 35-yard field goal by the Jets as time expired.

The Broncos' offense picked things up in the second half, as on their second drive of the half, QB Bo Nix helped lead an 11-play, 87-yard drive that ended with an eight-yard touchdown pass to WR Courtland Sutton. That pass marked Nix's first career touchdown pass.

The Jets would answer on their next drive as another drive got deep into Denver territory, but the defense was able to hold them to another field goal.

New York's lead would not last long though, as K Wil Lutz would help get the Broncos the lead back with a 47-yard field goal after a 41-yard drive in eight plays to make the score 10-9.

The game would prove to come down to the final seconds though, as after a fourth-down stop, the Broncos would try a long field goal that would miss to set New York up on their own 40-yard line.

It would end in heartbreak though for the Jets because a 50-yard attempt by Jets K Greg Zuerlein would be pushed right and give the Broncos the win.

**OFFICIALS: Referee:** Ronald Torbert (62), **Umpire:** Barry Anderson (20), **Down Judge:** Frank LeBlanc (44), **Line Judge:** Brian Bolinger (40), **Field Judge:** Ryan Dickson (25), **Side Judge:** Keith Washington (7), **Back Judge:** Tony Josselyn (67), **Replay Official:** Mike Chase, **Replay Assistant:** Jamie Tuss

NEW YORK JETS (HEAD COACH: ROBERT SALEH)

| OFFENSE |    |            | DEFENSE |    |                |
|---------|----|------------|---------|----|----------------|
| WR      | 10 | A. Lazard  | EDGE    | 99 | W. McDonald IV |
| WR      | 5  | G. Wilson  | DL      | 72 | M. Clemons     |
| TE      | 83 | T. Conklin | DL      | 54 | J. Kinlaw      |
| TE      | 89 | J. Ruckert | DL      | 95 | Q. Williams    |
| QB      | 8  | A. Rodgers | LB      | 56 | Q. Williams    |
| RB      | 20 | B. Hall    | LB      | 55 | C. Surratt     |
|         |    |            | LB      | 44 | J. Sherwood    |
|         |    |            | CB      | 1  | S. Gardner     |
|         |    |            | CB      | 4  | D. Reed        |
|         |    |            | S       | 22 | T. Adams       |
|         |    |            | S       | 36 | C. Clark       |

DENVER BRONCOS (HEAD COACH: SEAN PAYTON)

| OFFENSE |    |               | DEFENSE |    |                   |
|---------|----|---------------|---------|----|-------------------|
| WR      | 16 | T. Franklin   | DE      | 99 | Z. Allen          |
| LT      | 72 | G. Bolles     | NT      | 93 | D. Jones          |
| LG      | 74 | B. Powers     | DE      | 98 | J. Franklin-Myers |
| C       | 60 | L. Wattenberg | SLB     | 0  | J. Cooper         |
| RG      | 77 | Q. Meinerz    | WLB     | 15 | N. Bonitto        |
| RT      | 63 | A. Palczewski | ILB     | 55 | C. Barton         |
| TE      | 45 | N. Adkins     | ILB     | 40 | J. Strnad         |
| TE      | 80 | G. Dulcich    | CB      | 2  | P. Surtain II     |
| TE      | 82 | A. Trautman   | CB      | 21 | R. Moss           |
| RB      | 33 | J. Williams   | S       | 6  | P. Locke          |
| QB      | 10 | B. Nix        | S       | 22 | B. Jones          |

DENVER BRONCOS

| PASSING | ATT | CP | YDS | SK/YD | TD | LG | INT | RTG  |
|---------|-----|----|-----|-------|----|----|-----|------|
| Bo Nix  | 25  | 12 | 60  | 0/0   | 1  | 29 | 0   | 67.9 |
| TOTAL   | 25  | 12 | 60  | 0/0   | 1  | 29 | 0   | 67.9 |

| RUSHING           | ATT | YDS | AVG | LG | TD |
|-------------------|-----|-----|-----|----|----|
| Javonte Williams  | 16  | 77  | 4.8 | 16 | 0  |
| Jaleel McLaughlin | 9   | 46  | 5.1 | 10 | 0  |
| Bo Nix            | 5   | 3   | 0.6 | 7  | 0  |
| Tyler Badie       | 1   | 0   | 0.0 | 0  | 0  |
| TOTAL             | 31  | 126 | 4.1 | 16 | 0  |

| RECEIVING         | NO | YDS | AVG  | LG | TD |
|-------------------|----|-----|------|----|----|
| Courtland Sutton  | 3  | 60  | 20.0 | 29 | 1  |
| Javonte Williams  | 2  | 3   | 1.5  | 4  | 0  |
| Troy Franklin     | 2  | -2  | -1.0 | 2  | 0  |
| Tyler Badie       | 2  | -4  | -2.0 | -1 | 0  |
| Michael Burton    | 1  | 3   | 3.0  | 3  | 0  |
| Nate Adkins       | 1  | 0   | 0.0  | 0  | 0  |
| Jaleel McLaughlin | 1  | 0   | 0.0  | 0  | 0  |
| TOTAL             | 12 | 60  | 5.0  | 29 | 1  |

| TOP DEFENSE | TOT | SOLO | AST | SCK | YDS  | INT |
|-------------|-----|------|-----|-----|------|-----|
| Cody Barton | 10  | 4    | 6   | 0.0 | 0.0  | 0   |
| P.J. Locke  | 9   | 7    | 2   | 1.0 | 10.0 | 0   |
| Riley Moss  | 8   | 7    | 1   | 0.0 | 0.0  | 0   |

| FIELD GOALS | FGM/FGA | PERCENT | RESULTS   |
|-------------|---------|---------|-----------|
| Wil Lutz    | 1-2     | 50.0    | 47G, 50WL |
| TOTAL       | 1-2     | 50.0    |           |

NEW YORK JETS

| PASSING       | ATT | CP | YDS | SK/YD | TD | LG | INT | RTG  |
|---------------|-----|----|-----|-------|----|----|-----|------|
| Aaron Rodgers | 42  | 24 | 225 | 5/41  | 0  | 25 | 0   | 72.0 |
| TOTAL         | 42  | 24 | 225 | 5/41  | 0  | 25 | 0   | 72.0 |

| RUSHING       | ATT | YDS | AVG | LG | TD |
|---------------|-----|-----|-----|----|----|
| Braelon Allen | 8   | 34  | 4.3 | 9  | 0  |
| Aaron Rodgers | 5   | 26  | 5.2 | 14 | 0  |
| Breece Hall   | 10  | 4   | 0.4 | 3  | 0  |
| TOTAL         | 23  | 64  | 2.8 | 14 | 0  |

| RECEIVING      | NO | YDS | AVG  | LG | TD |
|----------------|----|-----|------|----|----|
| Allen Lazard   | 5  | 58  | 11.6 | 25 | 0  |
| Garrett Wilson | 5  | 41  | 8.2  | 23 | 0  |
| Mike Williams  | 4  | 67  | 16.8 | 22 | 0  |
| Tyler Conklin  | 4  | 17  | 4.3  | 9  | 0  |
| Breece Hall    | 2  | 14  | 7.0  | 9  | 0  |
| Jeremy Ruckert | 2  | 10  | 5.0  | 9  | 0  |
| Braelon Allen  | 1  | 12  | 12.0 | 12 | 0  |
| Xavier Gipson  | 1  | 6   | 6.0  | 6  | 0  |
| TOTAL          | 24 | 225 | 9.4  | 25 | 0  |

| TOP DEFENSE     | TOT | SOLO | AST | SCK | YDS | INT |
|-----------------|-----|------|-----|-----|-----|-----|
| Tony Adams      | 11  | 4    | 7   | 0.0 | 0.0 | 0   |
| Jamien Sherwood | 7   | 6    | 1   | 0.0 | 0.0 | 0   |
| Quincy Williams | 7   | 5    | 2   | 0.0 | 0.0 | 0   |

| FIELD GOALS   | FGM/FGA | PERCENT | RESULTS             |
|---------------|---------|---------|---------------------|
| Greg Zuerlein | 3-4     | 75.0    | 23G, 35G, 40G, 50WR |
| TOTAL         | 3-4     | 75.0    |                     |

Team Statistics

|                              | Broncos  | Jets     |
|------------------------------|----------|----------|
| First Downs                  | 12       | 16       |
| 3rd-Down Eff. (Made/Att/Pct) | 3/14/21% | 4/17/24% |
| 4th-Down Eff. (Made/Att/Pct) | 0/0/0%   | 0/1/0%   |
| Total Net Yards              | 186      | 248      |
| Total Plays                  | 56       | 70       |
| Yards Per Play               | 3.3      | 3.5      |
| Rushes/Net Yards             | 31/126   | 23/64    |
| Net Passing                  | 60       | 184      |
| Pass Attempts/Completions    | 25/12    | 42/24    |
| Had Intercepted              | 0        | 0        |
| Sacked/Yards Lost            | 0/0      | 5/41     |
| Punts/Average                | 8/42.4   | 7/45.1   |
| Penalties/Yards              | 5/74     | 13/90    |
| Fumbles/Lost                 | 1/1      | 1/1      |
| Possession Time              | 28:16    | 31:44    |





18

WEEK 5

Las Vegas Raiders 18, Denver Broncos 34

72,825 Empower Field at Mile High Oct 6, 2024



34

|                   |    |    |   |    |   |    |
|-------------------|----|----|---|----|---|----|
| Las Vegas Raiders | 10 | 0  | 0 | 8  | - | 18 |
| Denver Broncos    | 0  | 13 | 7 | 14 | - | 34 |

In their first divisional matchup of the season, the Broncos came away with the 34-18 win against the Las Vegas Raiders to pick up their third consecutive win. Denver's first win against Las Vegas since 2019, the play of the game went to CB Pat Surtain II, who ended up with two interceptions in the game but was highlighted by a 100-yard interception return touchdown that shifted the momentum of the game. The pick was the second longest interception return touchdown in team history, behind only CB Aqib Talib's 103 yarder in 2017.

Offensively, the Broncos kicked things up in the second half, with QB Bo Nix completing 9-of-11 passes for 101 yards with two touchdowns (144.5 rtg.) in the second frame. RB Javonte Williams also had a breakout performance, racking up 111 total yards from scrimmage, including 61 yards on the ground and 50 through the air. It was his third career game with at least 50 yards receiving and rushing.

The Raiders took a quick 10-0 lead in the first quarter as QB Gardner Minshew hit TE Brock Bowers for a 57-yard score on the opening drive of the game. He then led Las Vegas to a 68-yard drive on their second possession for the field goal.

The Broncos would answer right back though, as their second possession would travel 26 yards and help set up a 51-yard field goal attempt for K Wil Lutz to make it 10-3.

The next drive for Las Vegas would put them right on the edge of another score when Surtain picked off Minshew in the end zone and returned the ball all the way for the score to tie the game up at 10 a piece.

The rest of the half would be a defensive struggle though, but would end up in the Broncos' favor. With 27 seconds remaining in the half, the Broncos took the ball 38 yards on five plays to help set up a 44-yard field goal by Lutz to take the 13-10 lead into the break.

The Broncos took things over in the second half after going 50-yards on their second drive of the half to find the end zone when Nix found RB Jaleel McLaughlin for the four-yard touchdown pass.

The fourth quarter also started out hot with Denver scoring on their first drive of the frame when Nix finished an eight-play drive with a one-yard rush for the score. They would score on their next drive as well after Nix found WR Josh Reynolds in the end zone for a nine-yard score, marking Reynolds' first touchdown catch as a Bronco.

The Raiders would get on the board one more time with a touchdown from RB Ameer Abdullah, but the game would end with the score of 24-18.

LAS VEGAS RAIDERS (HEAD COACH: ANTONIO PIERCE)

| OFFENSE |    |                   | DEFENSE |    |               |
|---------|----|-------------------|---------|----|---------------|
| WR      | 11 | T. Tucker         | DE      | 98 | M. Crosby     |
| LT      | 74 | K. Miller         | DT      | 69 | A. Butler     |
| LG      | 58 | J. Powers-Johnson | DT      | ## | C. Wilkins    |
| C       | 68 | A. James          | DT      | 95 | J. Jenkins    |
| RG      | 66 | D. Parham         | DE      | 49 | C. Snowden    |
| RT      | 71 | D. Glaze          | LB      | 45 | T. Eichenberg |
| TE      | 89 | B. Bowers         | LB      | 41 | R. Spillane   |
| WR      | 16 | J. Meyers         | CB      | 0  | J. Bennett    |
| WR      | 19 | D. Turner         | CB      | 18 | J. Jones      |
| QB      | 15 | G. Minshew II     | S       | 7  | T. Moehrig    |
| RB      | 22 | A. Mattison       | S       | 20 | I. Pola-Mao   |

DENVER BRONCOS (HEAD COACH: SEAN PAYTON)

| OFFENSE |    |               | DEFENSE |    |               |
|---------|----|---------------|---------|----|---------------|
| WR      | 14 | C. Sutton     | DE      | 99 | Z. Allen      |
| LT      | 72 | G. Bolles     | NT      | 93 | D. Jones      |
| LG      | 74 | B. Powers     | SLB     | 0  | J. Cooper     |
| C       | 60 | L. Wattenberg | WLB     | 15 | N. Bonitto    |
| RG      | 77 | Q. Meinerz    | ILB     | 55 | C. Barton     |
| RT      | 63 | A. Palczewski | ILB     | 40 | J. Strnad     |
| TE      | 82 | A. Trautman   | CB      | 2  | P. Surtain II |
| WR      | 16 | T. Franklin   | CB      | 21 | R. Moss       |
| FB      | 20 | M. Burton     | NCB     | 29 | J. McMillian  |
| RB      | 33 | J. Williams   | S       | 6  | P. Locke      |
| QB      | 10 | B. Nix        | S       | 22 | B. Jones      |

OFFICIALS: Referee: Craig Wrolstad (4), Umpire: Steven Woods (54), Down Judge: Danny Short (113), Line Judge: Jeff Bergman (32), Line Judge: Brett Bergman (17), Field Judge: Jeff Shears (60), Side Judge: Frank Steratore (132), Back Judge: Rich Martinez (39), Replay Assistant: Gavin Anderson, Replay Assistant: Ken Hall

LAS VEGAS RAIDERS

| PASSING            | ATT | CP | YDS | SK/YD | TD | LG  | INT | RTG  |
|--------------------|-----|----|-----|-------|----|-----|-----|------|
| Gardner Minshew II | 17  | 12 | 137 | 2/9   | 1  | 57t | 2   | 74.5 |
| Aidan O'Connell    | 20  | 10 | 94  | 1/7   | 0  | 21  | 1   | 42.5 |
| TOTAL              | 37  | 22 | 231 | 3/16  | 1  | 57T | 3   | 52.9 |

| RUSHING            | ATT | YDS | AVG  | LG | TD |
|--------------------|-----|-----|------|----|----|
| Ameer Abdullah     | 5   | 42  | 8.4  | 40 | 1  |
| Alexander Mattison | 15  | 38  | 2.5  | 8  | 0  |
| Gardner Minshew II | 2   | 22  | 11.0 | 11 | 0  |
| Tre Tucker         | 2   | 8   | 4.0  | 7  | 0  |
| DJ Turner          | 1   | 5   | 5.0  | 5  | 0  |
| TOTAL              | 25  | 115 | 4.6  | 40 | 1  |

| RECEIVING          | NO | YDS | AVG  | LG  | TD |
|--------------------|----|-----|------|-----|----|
| Brock Bowers       | 8  | 97  | 12.1 | 57t | 1  |
| Jakobi Meyers      | 6  | 72  | 12.0 | 21  | 0  |
| Ameer Abdullah     | 3  | 9   | 3.0  | 10  | 0  |
| Alexander Mattison | 2  | 23  | 11.5 | 12  | 0  |
| Tre Tucker         | 2  | 18  | 9.0  | 12  | 0  |
| DJ Turner          | 1  | 12  | 12.0 | 12  | 0  |
| TOTAL              | 22 | 231 | 10.5 | 57T | 1  |

| TOP DEFENSE       | TOT | SOLO | AST | SCK | YDS | INT |
|-------------------|-----|------|-----|-----|-----|-----|
| Robert Spillane   | 10  | 6    | 4   | 0.0 | 0.0 | 0   |
| Tre'von Moehrig   | 8   | 4    | 4   | 0.0 | 0.0 | 0   |
| Christian Wilkins | 5   | 4    | 1   | 1.0 | 7.0 | 0   |

| FIELD GOALS    | FGM/FGA | PERCENT | RESULTS |
|----------------|---------|---------|---------|
| Daniel Carlson | 1-1     | 100.0   | 40G     |
| TOTAL          | 1-1     | 100.0   |         |

DENVER BRONCOS

| PASSING | ATT | CP | YDS | SK/YD | TD | LG | INT | RTG   |
|---------|-----|----|-----|-------|----|----|-----|-------|
| Bo Nix  | 27  | 19 | 206 | 3/26  | 2  | 27 | 0   | 117.2 |
| TOTAL   | 27  | 19 | 206 | 3/26  | 2  | 27 | 0   | 117.2 |

| RUSHING           | ATT | YDS | AVG  | LG | TD |
|-------------------|-----|-----|------|----|----|
| Javonte Williams  | 13  | 61  | 4.7  | 17 | 0  |
| Jaleel McLaughlin | 6   | 22  | 3.7  | 13 | 0  |
| Marvin Mims Jr.   | 1   | 17  | 17.0 | 17 | 0  |
| Bo Nix            | 8   | 9   | 1.1  | 11 | 1  |
| TOTAL             | 28  | 109 | 3.9  | 17 | 1  |

| RECEIVING           | NO | YDS | AVG  | LG | TD |
|---------------------|----|-----|------|----|----|
| Javonte Williams    | 5  | 50  | 10.0 | 26 | 0  |
| Jaleel McLaughlin   | 3  | 3   | 1.0  | 4t | 1  |
| Lil'Jordan Humphrey | 2  | 48  | 24.0 | 27 | 0  |
| Courtland Sutton    | 2  | 32  | 16.0 | 24 | 0  |
| Troy Franklin       | 1  | 20  | 20.0 | 20 | 0  |
| Adam Trautman       | 1  | 19  | 19.0 | 19 | 0  |
| Josh Reynolds       | 1  | 9   | 9.0  | 9t | 1  |
| Nate Adkins         | 1  | 8   | 8.0  | 8  | 0  |
| Marvin Mims Jr.     | 1  | 7   | 7.0  | 7  | 0  |
| Michael Burton      | 1  | 5   | 5.0  | 5  | 0  |
| Lucas Krull         | 1  | 5   | 5.0  | 5  | 0  |
| TOTAL               | 19 | 206 | 10.8 | 27 | 2  |

| TOP DEFENSE   | TOT | SOLO | AST | SCK | YDS | INT |
|---------------|-----|------|-----|-----|-----|-----|
| Justin Strnad | 9   | 7    | 2   | 0.0 | 0.0 | 0   |
| Brandon Jones | 8   | 3    | 5   | 0.0 | 0.0 | 0   |
| Cody Barton   | 7   | 7    | 0   | 0.0 | 0.0 | 0   |

| FIELD GOALS | FGM/FGA | PERCENT | RESULTS  |
|-------------|---------|---------|----------|
| Wil Lutz    | 2-2     | 100.0   | 51G, 44G |
| TOTAL       | 2-2     | 100.0   |          |

Team Statistics

|                              | Raiders  | Broncos  |
|------------------------------|----------|----------|
| First Downs                  | 20       | 18       |
| 3rd-Down Eff. (Made/Att/Pct) | 7/15/47% | 3/12/25% |
| 4th-Down Eff. (Made/Att/Pct) | 0/1/0%   | 1/1/100% |
| Total Net Yards              | 330      | 289      |
| Total Plays                  | 65       | 58       |
| Yards Per Play               | 5.1      | 5.0      |
| Rushes/Net Yards             | 25/115   | 28/109   |
| Net Passing                  | 215      | 180      |
| Pass Attempts/Completions    | 37/22    | 27/19    |
| Had Intercepted              | 3        | 0        |
| Sacked/Yards Lost            | 3/16     | 3/26     |
| Punts/Average                | 5/53.4   | 6/43.2   |
| Penalties/Yards              | 11/79    | 9/44     |
| Fumbles/Lost                 | 0/0      | 1/0      |
| Possession Time              | 31:23    | 28:37    |





**LAST GAME  
PLAY-BY-PLAY**

# National Football League Game Summary

NFL Copyright © 2024 by The National Football League. All rights reserved. This summary and play-by-play is for the express purpose of assisting media in their coverage of the game; any other use of this material is prohibited without the written permission of the National Football League.

Date: Sunday, 10/6/2024

## Las Vegas Raiders at Denver Broncos

Start Time: 2:05 PM MDT

at Empower Field at Mile High, Denver, CO

### Game Day Weather

Game Weather: Sunny

Temp: 73° F (22.8° C) Humidity: 22%, Wind: N 7 mph

Open Stadium on Natural Grass

Outdoor Weather: Sunny, no chance of rain, temperatures to remain in low 70s

### Officials

Referee: Wrolstad, Craig (4)  
Line Judge: Bergman, Brett (17)  
Back Judge: Martinez, Rich (39)

Umpire: Woods, Steven (54)  
Field Judge: Shears, Jeff (60)  
Replay Official: Anderson, Gavin (0)

Down Judge: Short, Danny (113)  
Side Judge: Steratore, Frank (132)

### Lineups

| Las Vegas Raiders |                     |         | Denver Broncos  |    |                 |     |                |
|-------------------|---------------------|---------|-----------------|----|-----------------|-----|----------------|
| Offense           |                     | Defense | Offense         |    | Defense         |     |                |
| WR                | 11 T.Tucker         | DE      | 98 M.Crosby     | WR | 16 T.Franklin   | OLB | 15 N.Bonitto   |
| WR                | 19 D.Turner         | DT      | 69 A.Butler     | TE | 82 A.Trautman   | NT  | 93 D.Jones     |
| TE                | 89 B.Bowers         | DT      | 95 J.Jenkins    | LT | 72 G.Bolles     | DE  | 99 Z.Allen     |
| LT                | 74 K.Miller         | DT      | 94 C.Wilkins    | LG | 74 B.Powers     | ILB | 55 C.Barton    |
| LG                | 58 J.Powers-Johnson | DE      | 49 C.Snowden    | C  | 60 L.Wattenberg | ILB | 40 J.Strnad    |
| C                 | 68 A.James          | LB      | 41 R.Spillane   | RG | 77 Q.Meinerz    | SLB | 0 J.Cooper     |
| RG                | 66 D.Parham         | LB      | 45 T.Eichenberg | RT | 63 A.Palczewski | LCB | 2 P.Surtain    |
| RT                | 71 D.Glaze          | CB      | 0 J.Bennett     | WR | 14 C.Sutton     | RCB | 21 R.Moss      |
| WR                | 16 J.Meyers         | CB      | 18 J.Jones      | QB | 10 B.Nix        | CB  | 29 J.McMillian |
| QB                | 15 G.Minshew        | S       | 7 T.Moehrig     | FB | 20 M.Burton     | S   | 22 B.Jones     |
| RB                | 22 A.Mattison       | S       | 20 I.Pola-Mao   | RB | 33 J.Williams   | S   | 6 P.Locke      |

### Substitutions

K 2 D.Carlson, P 6 A.Cole, RB 8 A.Abdullah, DE 9 T.Wilson, QB 12 A.O'Connell, RB 23 D.Laube, CB 27 S.Webb, RB 28 S.McCormick, S 29 C.Smith, CB 30 D.Holmes, S 34 T.Harper, CB 39 N.Hobbs, LB 43 K.Mauga, DE 44 K.Chaisson, LS 50 J.Bobenmoyer, LB 53 A.Gainer, LB 56 A.Burney, G 61 J.Meredith, G 65 C.Whitehair, G/T 75 A.Peat, WR 81 A.Bachman, TE 84 H.Bryant, TE 86 J.Shenker, DT 96 J.Laulu, DE 97 J.Robinson, DT 99 N.Silvera

### Substitutions

CB 1 T.Smith, K 3 W.Lutz, P 9 R.Dixon, WR 11 J.Reynolds, WR 19 M.Mims, RB 25 B.Watson, DB 26 D.Key, S 34 J.Skinner, RB 38 J.McLaughlin, CB 39 L.Wallace, DB 43 K.Smith, TE 45 N.Adkins, LS 48 M.Fraboni, OLB 52 J.Ellis, C 54 A.Forsyth, ILB 56 L.Bailey, LB 57 K.Welch, T 73 F.Crum, T 79 M.Peart, WR 84 L.Humphrey, TE 85 L.Krull, OLB 92 D.Tillman, DL 94 J.Jackson, DT 97 M.Roach, DE 98 J.Franklin-Myers

### Did Not Play

QB 8 J.Stidham

### Did Not Play

### Not Active

RB 3 Z.White, LB 5 D.Deablo, WR 17 D.Adams, CB 25 D.Richardson, WR 32 T.McAllister, T 77 T.Munford, TE 87 M.Mayer

### Not Active

3QB 4 Z.Wilson, WR 17 D.Vele, CB 31 K.Abrams-Draine, TE 80 G.Dulcich, DL 96 E.Uwazurike

### Field Goals (made ( ) & missed)

|          | D.Carlson         | (40) | W.Lutz | (51) | (44) |    |    |       |
|----------|-------------------|------|--------|------|------|----|----|-------|
|          |                   |      | 1      | 2    | 3    | 4  | OT | Total |
| VISITOR: | Las Vegas Raiders |      | 10     | 0    | 0    | 8  | 0  | 18    |
| HOME:    | Denver Broncos    |      | 0      | 13   | 7    | 14 | 0  | 34    |

### Scoring Plays

| Team    | Qtr | Time  | Play Description (Extra Point) (Drive Info)                       | Visitor | Home |
|---------|-----|-------|---|---------|------|
| Raiders | 1   | 12:57 | B.Bowers 57 yd. pass from G.Minshew (D.Carlson kick) (4-70, 2:03) | 7       | 0    |
| Raiders | 1   | 1:27  | D.Carlson 40 yd. Field Goal (13-68, 8:06)                         | 10      | 0    |
| Broncos | 2   | 12:23 | W.Lutz 51 yd. Field Goal (7-26, 4:04)                             | 10      | 3    |
| Broncos | 2   | 8:43  | P.Surtain 100 yd. interception return (W.Lutz kick)               | 10      | 10   |
| Broncos | 2   | 0:00  | W.Lutz 44 yd. Field Goal (5-38, 0:27)                             | 10      | 13   |
| Broncos | 3   | 6:54  | J.McLaughlin 4 yd. pass from B.Nix (W.Lutz kick) (6-50, 3:00)     | 10      | 20   |
| Broncos | 4   | 10:12 | B.Nix 1 yd. run (W.Lutz kick) (8-58, 4:48)                        | 10      | 27   |
| Broncos | 4   | 8:14  | J.Reynolds 9 yd. pass from B.Nix (W.Lutz kick) (4-39, 1:53)       | 10      | 34   |
| Raiders | 4   | 4:01  | A.Abdullah 3 yd. run (A.Mattison run) (12-75, 4:13)               | 18      | 34   |

# National Football League Game Summary

NFL Copyright © 2024 by The National Football League. All rights reserved. This summary and play-by-play is for the express purpose of assisting media in their coverage of the game; any other use of this material is prohibited without the written permission of the National Football League.

---

Paid Attendance: 72,825

Time: 3:12





**Las Vegas Raiders vs Denver Broncos**  
**10/6/2024 at Empower Field at Mile High**

# Final Team Statistics

|  | <b>Visitor<br/>Raiders</b> | <b>Home<br/>Broncos</b> |
|--|----------------------------|-------------------------|
| <b>TOTAL FIRST DOWNS</b>                             | 20                         | 18                      |
| By Rushing   | 5                          | 6                       |
| By Passing   | 13                         | 9                       |
| By Penalty   | 2                          | 3                       |
| <b>THIRD DOWN EFFICIENCY</b>                         | 7-15-46.7%                 | 3-12-25.0%              |
| <b>FOURTH DOWN EFFICIENCY</b>                        | 0-1-0.0%                   | 1-1-100.0%              |
| <b>TOTAL NET YARDS</b>                               | 330                        | 289                     |
| Total Offensive Plays (inc. times thrown passing)    | 65                         | 58                      |
| Average gain per offensive play                      | 5.1                        | 5.0                     |
| <b>NET YARDS RUSHING</b>                             | 115                        | 109                     |
| Total Rushing Plays                                  | 25                         | 28                      |
| Average gain per rushing play                        | 4.6                        | 3.9                     |
| Tackles for a loss-number and yards                  | 2-3                        | 4-5                     |
| <b>NET YARDS PASSING</b>                             | 215                        | 180                     |
| Times thrown - yards lost attempting to pass         | 3-16                       | 3-26                    |
| Gross yards passing                                  | 231                        | 206                     |
| <b>PASS ATTEMPTS-COMPLETIONS-HAD INTERCEPTED</b>     | 37-22-3                    | 27-19-0                 |
| Avg gain per pass play (inc.# thrown passing)        | 5.4                        | 6.0                     |
| <b>KICKOFFS Number-In End Zone-Touchbacks</b>        | 4-1-1                      | 6-4-4                   |
| <b>PUNTS Number and Average</b>                      | 5-53.4                     | 6-43.2                  |
| Had Blocked  | 0                          | 0                       |
| <b>FGs - PATs Had Blocked</b>                        | 0-0                        | 0-0                     |
| <b>Net Punting Average</b>                           | 42.6                       | 39.8                    |
| <b>TOTAL RETURN YARDAGE (Not Including Kickoffs)</b> | 0                          | 154                     |
| No. and Yards Punt Returns                           | 0-0                        | 2-54                    |
| No. and Yards Kickoff Returns                        | 1-23                       | 2-61                    |
| No. and Yards Interception Returns                   | 0-0                        | 3-100                   |
| <b>PENALTIES Number and Yards</b>                    | 11-79                      | 9-44                    |
| <b>FUMBLES Number and Lost</b>                       | 0-0                        | 1-0                     |
| <b>TOUCHDOWNS</b>                                    | 2                          | 4                       |
| Rushing  | 1                          | 1                       |
| Passing  | 1                          | 2                       |
| Interceptions  | 0                          | 1                       |
| <b>EXTRA POINTS Made-Attempts</b>                    | 2-2                        | 4-4                     |
| Kicking Made-Attempts                                | 1-1                        | 4-4                     |
| Rushing Made-Attempts                                | 1-1                        | 0-0                     |
| <b>FIELD GOALS Made-Attempts</b>                     | 1-1                        | 2-2                     |
| <b>RED ZONE EFFICIENCY</b>                           | 1-2-50%                    | 3-4-75%                 |
| <b>GOAL TO GO EFFICIENCY</b>                         | 1-2-50%                    | 3-3-100%                |
| <b>SAFETIES</b>                                      | 0                          | 0                       |
| <b>FINAL SCORE</b>                                   | 18                         | 34                      |
| <b>TIME OF POSSESSION</b>                            | 31:23                      | 28:37                   |

Las Vegas Raiders vs Denver Broncos  
10/6/2024 at Empower Field at Mile High

## Ball Possession And Drive Chart

### Las Vegas Raiders

| #  | Time Recd | Time Lost | Time Poss | How Ball Obtained | Drive Began | # Play | Yds Gain | Yds Pen | Net Yds | 1st Down | Last Scrm | How Given Up |
|----|-----------|-----------|-----------|-------------------|-------------|--------|----------|---------|---------|----------|-----------|--------------|
| 1  | 15:00     | 12:57     | 2:03      | Kickoff           | LV 30       | 4      | 70       | 0       | 70      | 2        | LV 43     | Touchdown    |
| 2  | 9:33      | 1:27      | 8:06      | Punt              | LV 10       | 13     | 68       | 0       | 68      | 5        | DEN 22    | Field Goal   |
| 3  | 12:23     | 8:43      | 3:40      | Kickoff           | LV 31       | 6      | 64       | 0       | 64      | 3        | * DEN 5   | Interception |
| 4  | 8:43      | 7:05      | 1:38      | Kickoff           | LV 30       | 3      | 2        | 0       | 2       | 0        | LV 32     | Punt         |
| 5  | 5:36      | 3:58      | 1:38      | Punt              | 50          | 3      | 8        | 0       | 8       | 0        | DEN 42    | Punt         |
| 6  | 1:33      | 0:27      | 1:06      | Punt              | LV 13       | 3      | 14       | -10     | 4       | 0        | LV 17     | Punt         |
| 7  | 13:30     | 9:54      | 3:36      | Punt              | LV 24       | 6      | 4        | 0       | 4       | 1        | LV 28     | Punt         |
| 8  | 6:54      | 4:16      | 2:38      | Kickoff           | LV 30       | 5      | 10       | 0       | 10      | 1        | LV 40     | Interception |
| 9  | 1:31      | 0:00      | 1:31      | Punt              | LV 20       | 3      | 4        | -10     | -6      | 0        | LV 14     | Punt         |
| 10 | 10:12     | 10:07     | 0:05      | Kickoff           | LV 20       | 1      | 0        | 0       | 0       | 0        | LV 20     | Interception |
| 11 | 8:14      | 4:01      | 4:13      | Kickoff           | LV 25       | 12     | 72       | 3       | 75      | 7        | * DEN 3   | Touchdown    |
| 12 | 3:04      | 1:55      | 1:09      | Punt              | LV 10       | 7      | 14       | -9      | 5       | 1        | LV 15     | Downs        |

(293) Average LV 24

### Denver Broncos

| #  | Time Recd | Time Lost | Time Poss | How Ball Obtained | Drive Began | # Play | Yds Gain | Yds Pen | Net Yds | 1st Down | Last Scrm | How Given Up |
|----|-----------|-----------|-----------|-------------------|-------------|--------|----------|---------|---------|----------|-----------|--------------|
| 1  | 12:57     | 9:33      | 3:24      | Kickoff           | DEN 25      | 7      | 22       | 0       | 22      | 1        | DEN 47    | Punt         |
| 2  | 1:27      | 12:23     | 4:04      | Kickoff           | DEN 41      | 7      | 41       | -15     | 26      | 2        | LV 33     | Field Goal   |
| 3  | 7:05      | 5:36      | 1:29      | Punt              | DEN 7       | 3      | 8        | 0       | 8       | 0        | DEN 15    | Punt         |
| 4  | 3:58      | 1:33      | 2:25      | Punt              | DEN 3       | 6      | 31       | 0       | 31      | 2        | DEN 34    | Punt         |
| 5  | 0:27      | 0:00      | 0:27      | Punt              | DEN 36      | 5      | 23       | 15      | 38      | 2        | LV 26     | Field Goal   |
| 6  | 15:00     | 13:30     | 1:30      | Kickoff           | DEN 30      | 3      | 7        | -10     | -3      | 0        | DEN 27    | Punt         |
| 7  | 9:54      | 6:54      | 3:00      | Punt              | 50          | 6      | 45       | 5       | 50      | 3        | * LV 4    | Touchdown    |
| 8  | 4:16      | 1:31      | 2:45      | Interception      | DEN 37      | 5      | 18       | 0       | 18      | 1        | LV 45     | Punt         |
| 9  | 15:00     | 10:12     | 4:48      | Punt              | DEN 42      | 8      | 53       | 5       | 58      | 5        | * LV 1    | Touchdown    |
| 10 | 10:07     | 8:14      | 1:53      | Interception      | LV 39       | 4      | 39       | 0       | 39      | 2        | * LV 9    | Touchdown    |
| 11 | 4:01      | 3:04      | 0:57      | Kickoff           | LV 44       | 3      | 5        | -5      | 0       | 0        | LV 44     | Punt         |
| 12 | 1:55      | 0:00      | 1:55      | Downs             | LV 14       | 3      | -4       | 0       | -4      | 0        | * LV 17   | End of Game  |

(474) Average DEN 40

### \* inside opponent's 20

#### Time of Possession by Quarter

| Visitor           | Home           | 1st   | 2nd  | 3rd  | 4th  | OT | Total |
|-------------------|----------------|-------|------|------|------|----|-------|
| Las Vegas Raiders | Denver Broncos | 10:09 | 8:02 | 7:45 | 5:27 |    | 31:23 |
|                   |                | 4:51  | 6:58 | 7:15 | 9:33 |    | 28:37 |

#### Kickoff Drive No.-Start Average

Raiders: 6 - LV 28                      Broncos: 3 - DEN 32







# First Quarter

10/6/2024

## Play By Play

DEN wins the coin toss and elects to defer. LV elects to Receive, and DEN elects to defend the south goal.

W.Lutz kicks 65 yards from DEN 35 to end zone, Touchback to the LV 30.

### Las Vegas Raiders at 15:00

- 1-10-LV 30 (15:00) (Shotgun) G.Minshew pass short left to B.Bowers pushed ob at LV 33 for 3 yards (C.Barton).
- 2-7-LV 33 (14:24) A.Mattison left guard to LV 32 for -1 yards (D.Jones, J.Franklin-Myers).
- 3-8-LV 32 (13:47) (Shotgun) G.Minshew scrambles left end to LV 43 for 11 yards (J.McMillian). R1
- 1-10-LV 43 (13:08) **G.Minshew pass deep left to B.Bowers for 57 yards, TOUCHDOWN.** P2  
D.Carlson extra point is GOOD, Center-J.Bobenmoyer, Holder-A.Cole.

Timeout at 12:57.

**LV 7 DEN 0, 4 plays, 70 yards, 2:03 drive, 2:03 elapsed**

D.Carlson kicks 63 yards from LV 35 to DEN 2. T.Smith to DEN 25 for 23 yards (A.Gainer).

### Denver Broncos at 12:57, (1st play from scrimmage 12:53)

- 1-10-DEN 25 (12:53) (Shotgun) B.Nix pass short left to M.Burton to DEN 30 for 5 yards (T.Moehrig).
- 2-5-DEN 30 (12:17) (Shotgun) J.Williams right guard to DEN 34 for 4 yards (C.Wilkins; T.Moehrig).
- 3-1-DEN 34 (11:53) (No Huddle) B.Nix left guard to DEN 34 for no gain (A.Butler).  
Timeout #1 by DEN at 11:02.
- 4-1-DEN 34 (11:02) M.Peart reported in as eligible. J.Williams left tackle to DEN 42 for 8 yards (T.Eichenberg; T.Moehrig). R1
- 1-10-DEN 42 (10:27) J.McLaughlin left end to DEN 47 for 5 yards (C.Wilkins).
- 2-5-DEN 47 (9:48) M.Peart reported in as eligible. B.Nix pass incomplete short left to J.Williams.
- 3-5-DEN 47 (9:43) (Shotgun) B.Nix pass incomplete short middle to C.Sutton (J.Jones).
- 4-5-DEN 47 (9:39) R.Dixon punts 43 yards to LV 10, Center-M.Fraboni, fair catch by A.Bachman.

Timeout at 09:33.

### Las Vegas Raiders at 9:33

- 1-10-LV 10 (9:33) G.Minshew pass short right to B.Bowers to LV 11 for 1 yard (C.Barton).
- 2-9-LV 11 (8:52) A.Mattison left tackle to LV 11 for no gain (Z.Allen, D.Jones).
- 3-9-LV 11 (8:10) (Shotgun) G.Minshew scrambles left end to LV 22 for 11 yards (C.Barton). R3  
*PENALTY on DEN-J.Strnad, Defensive Holding, 5 yards, enforced at LV 22.* X4
- 1-10-LV 27 (7:46) T.Tucker right end to LV 34 for 7 yards (R.Moss).
- 2-3-LV 34 (7:07) G.Minshew pass deep right to J.Meyers to DEN 48 for 18 yards (P.Surtain). P5
- 1-10-DEN 48 (6:27) (Shotgun) A.Abdullah right guard to DEN 47 for 1 yard (Z.Allen).
- 2-9-DEN 47 (5:47) A.Mattison up the middle to DEN 40 for 7 yards (P.Locke, B.Jones).
- 3-2-DEN 40 (5:06) (Shotgun) A.Mattison up the middle to DEN 34 for 6 yards (P.Locke). R6
- 1-10-DEN 34 (4:28) (Shotgun) G.Minshew pass short right to A.Mattison pushed ob at DEN 22 for 12 yards (C.Barton). P7
- 1-10-DEN 22 (3:52) A.Mattison up the middle to DEN 22 for no gain (D.Jones; J.Jackson).
- 2-10-DEN 22 (3:09) (Shotgun) *PENALTY on LV-D.Glaze, False Start, 5 yards, enforced at DEN 22 - No Play.*
- 2-15-DEN 27 (2:50) (Shotgun) G.Minshew pass short right to A.Abdullah to DEN 28 for -1 yards (J.Cooper; J.Franklin-Myers).
- 3-16-DEN 28 (2:08) (Shotgun) G.Minshew pass short right to T.Tucker ran ob at DEN 22 for 6 yards (P.Surtain).
- 4-10-DEN 22 (1:30) **D.Carlson 40 yard field goal is GOOD, Center-J.Bobenmoyer, Holder-A.Cole.**

Timeout at 01:27.

**LV 10 DEN 0, 13 plays, 68 yards, 1 penalty, 8:06 drive, 13:33 elapsed**

D.Carlson kicks 62 yards from LV 35 to DEN 3. T.Smith to DEN 41 for 38 yards (T.Harper).

### Denver Broncos at 1:27, (1st play from scrimmage 1:20)

- 1-10-DEN 41 (1:20) (Shotgun) J.Williams up the middle to DEN 40 for -1 yards (C.Wilkins).
- 2-11-DEN 40 (:45) M.Mims left end to LV 43 for 17 yards (N.Hobbs). R2
- 1-10-LV 43 (:17) (No Huddle, Shotgun) B.Nix pass deep right to L.Humphrey pushed ob at LV 22 for 21 yards (T.Moehrig). P3  
*Penalty on LV-J.Jones, Illegal Contact, declined.*

### END OF QUARTER

|                   | Score | Time Poss | First Downs |   |   |   | Efficiencies |        |
|-------------------|-------|-----------|-------------|---|---|---|--------------|--------|
|                   |       |           | R           | P | X | T | 3 Down       | 4 Down |
| Las Vegas Raiders | 10    | 10:09     | 3           | 3 | 1 | 7 | 3/4          | 0/0    |
| Denver Broncos    | 0     | 4:51      | 2           | 1 | 0 | 3 | 0/2          | 1/1    |

## Second Quarter

10/6/2024

## Play By Play

Denver Broncos continued.

- 1-10-LV 22 (15:00) (Shotgun) B.Nix pass incomplete short right.  
*PENALTY on DEN-L.Humphrey, Offensive Pass Interference, 10 yards, enforced at LV 22 - No Play.*  
*Penalty on DEN-Q.Meinerz, Ineligible Downfield Pass, declined.*
- 1-20-LV 32 (14:54) (Shotgun) B.Nix sacked at LV 45 for -13 yards (M.Crosby).
- 2-33-LV 45 (14:09) J.Williams right guard to LV 42 for 3 yards (C.Wilkins; A.Butler).  
*PENALTY on DEN-J.Reynolds, Illegal Shift, 5 yards, enforced at LV 45 - No Play.*
- 2-38-50 (13:49) (Shotgun) B.Nix pass short right to J.McLaughlin to LV 46 for 4 yards (K.Chaisson; R.Spillane).
- 3-34-LV 46 (13:04) (Shotgun) B.Nix pass short left to J.Williams pushed ob at LV 33 for 13 yards (R.Spillane).
- 4-21-LV 33 **(12:27) W.Lutz 51 yard field goal is GOOD, Center-M.Fraboni, Holder-R.Dixon.**

Timeout at 12:23.

LV 10 DEN 3, 7 plays, 26 yards, 4:04 drive, 2:37 elapsed

W.Lutz kicks 57 yards from DEN 35 to LV 8. A.Abdullah to LV 31 for 23 yards (J.Skinner).

## Las Vegas Raiders at 12:23, (1st play from scrimmage 12:18)

- 1-10-LV 31 (12:18) A.Abdullah left guard to DEN 29 for 40 yards (B.Jones; P.Surtain). R8
- 1-10-DEN 29 (11:40) (No Huddle) A.Abdullah right tackle to DEN 29 for no gain (Z.Allen; J.Strnad).
- 2-10-DEN 29 (10:59) (Shotgun) G.Minshew pass short right to A.Mattison to DEN 18 for 11 yards (C.Barton, P.Locke). P9
- 1-10-DEN 18 (10:15) (Shotgun) D.Turner right guard to DEN 13 for 5 yards (J.Strnad, B.Jones).
- 2-5-DEN 13 (9:40) (Shotgun) G.Minshew pass short left to B.Bowers to DEN 5 for 8 yards (J.McMillian). P10
- 1-5-DEN 5 **(8:59) G.Minshew pass short left intended for B.Bowers INTERCEPTED by P.Surtain at DEN 0. P.Surtain for 100 yards, TOUCHDOWN.**

## Denver Broncos at 8:43

W.Lutz extra point is GOOD, Center-M.Fraboni, Holder-R.Dixon.

Timeout at 08:43.

LV 10 DEN 10, 0 plays, 100 yards, 0:00 drive , 6:17 elapsed

W.Lutz kicks 65 yards from DEN 35 to end zone, Touchback to the LV 30.

## Las Vegas Raiders at 8:43

- 1-10-LV 30 (8:43) (Shotgun) G.Minshew pass short right to J.Meyers to LV 31 for 1 yard (R.Moss).
- 2-9-LV 31 (8:04) (Shotgun) A.Mattison right guard to LV 32 for 1 yard (D.Jones).
- 3-8-LV 32 (7:24) (Shotgun) G.Minshew pass incomplete deep left to T.Tucker [Z.Allen].  
*Penalty on LV-K.Miller, Offensive Holding, offsetting, enforced at LV 32 - No Play.*  
*Penalty on DEN-R.Moss, Defensive Holding, offsetting.*
- 3-8-LV 32 (7:18) (Shotgun) G.Minshew pass incomplete short right to J.Meyers (P.Locke).
- 4-8-LV 32 (7:12) A.Cole punts 61 yards to DEN 7, Center-J.Bobenmoyer, out of bounds.

Timeout at 07:05.

## Denver Broncos at 7:05

- 1-10-DEN 7 (7:05) M.Peart reported in as eligible. J.Williams up the middle to DEN 13 for 6 yards (T.Moehrig).
- 2-4-DEN 13 (6:21) (Shotgun) B.Nix pass incomplete short left to J.McLaughlin (T.Moehrig).
- 3-4-DEN 13 (6:18) (No Huddle, Shotgun) B.Nix pass short left to J.Williams to DEN 15 for 2 yards (R.Spillane).
- 4-2-DEN 15 (5:43) R.Dixon punts 35 yards to 50, Center-M.Fraboni, out of bounds.

Timeout at 05:36.

## Las Vegas Raiders at 5:36

- 1-10-50 (5:36) G.Minshew pass incomplete deep left to B.Bowers.
- 2-10-50 (5:31) (Shotgun) A.Mattison right guard to DEN 45 for 5 yards (Z.Allen).
- 3-5-DEN 45 (4:49) A.Mattison up the middle to DEN 42 for 3 yards (J.Ellis).
- 4-2-DEN 42 (4:07) A.Cole punts 39 yards to DEN 3, Center-J.Bobenmoyer, downed by LV-A.Abdullah.

Timeout at 03:58.

## Denver Broncos at 3:58

- 1-10-DEN 3 (3:58) (Shotgun) B.Nix pass short right to J.Williams to DEN 9 for 6 yards (J.Jones; N.Hobbs).
- 2-4-DEN 9 (3:25) *M.Peart reported in as eligible. PENALTY on LV, Defensive Too Many Men on Field, 5 yards, enforced at DEN 9 - No Play.* X4
- 1-10-DEN 14 (3:21) (No Huddle) J.Williams left tackle to DEN 15 for 1 yard (C.Wilkins, C.Snowden).
- 2-9-DEN 15 (2:38) (Shotgun) *PENALTY on DEN, Delay of Game, 5 yards, enforced at DEN 15 - No Play.*

**Las Vegas Raiders vs Denver Broncos at Empower Field at Mile High**

2-14-DEN 10 (2:28) M.Peart reported in as eligible. B.Nix pass short left to J.Williams to DEN 36 for 26 yards (A.Butler).

P5

**Two-Minute Warning**

1-10-DEN 36 (2:00) (Shotgun) B.Nix sacked at DEN 29 for -7 yards (C.Wilkins).

Timeout #1 by LV at 01:54.

2-17-DEN 29 (1:54) (Shotgun) B.Nix pass short middle to L.Krull to DEN 34 for 5 yards (R.Spillane).

Timeout #2 by LV at 01:47.

3-12-DEN 34 (1:47) (Shotgun) B.Nix pass incomplete deep middle to C.Sutton (J.Bennett).

4-12-DEN 34 (1:40) R.Dixon punts 53 yards to LV 13, Center-M.Fraboni, fair catch by A.Abdullah.

**Las Vegas Raiders at 1:33**

1-10-LV 13 (1:33) (Shotgun) G.Minshew pass short right to J.Meyers to LV 27 for 14 yards (J.McMillian).

*PENALTY on LV-J.Meyers, Offensive Pass Interference, 6 yards, enforced at LV 13 - No Play.*

1-16-LV 7 (1:27) (Shotgun) *PENALTY on LV-J.Powers-Johnson, False Start, 4 yards, enforced at LV 7 - No Play.*

1-20-LV 3 (1:27) (Shotgun) A.Mattison up the middle to LV 9 for 6 yards (J.Strnad, B.Jones).

Timeout #2 by DEN at 01:23.

2-14-LV 9 (1:23) A.Peart reported in as eligible. A.Mattison right guard to LV 9 for no gain (M.Roach).

Timeout #3 by DEN at 01:18.

3-14-LV 9 (1:18) (Shotgun) A.Mattison right tackle to LV 17 for 8 yards (R.Moss).

Timeout #3 by LV at 00:34.

4-6-LV 17 (:34) A.Cole punts 47 yards to DEN 36, Center-J.Bobenmoyer, out of bounds.

**Denver Broncos at 0:27**

1-10-DEN 36 (:27) (Shotgun) B.Nix pass incomplete deep left to C.Sutton.

2-10-DEN 36 (:23) (Shotgun) B.Nix pass short left to J.Williams pushed ob at DEN 39 for 3 yards (J.Bennett).

3-7-DEN 39 (:18) (Shotgun) B.Nix pass deep left to T.Franklin to LV 41 for 20 yards (J.Jones).

P6

1-10-LV 41 (:03) (No Huddle) B.Nix spiked the ball to stop the clock.

2-10-LV 41 (:02) W.Lutz 59 yard field goal is No Good, Wide Left, Center-M.Fraboni, Holder-R.Dixon.

*PENALTY on LV-J.Robinson, Leverage, 15 yards, enforced at LV 41 - No Play.*

X7

1-10-LV 26 (:00) **W.Lutz 44 yard field goal is GOOD, Center-M.Fraboni, Holder-R.Dixon.**

*Penalty on LV-T.Harper, Defensive Offside, declined.*

**LV 10 DEN 13, 5 plays, 38 yards, 1 penalty, 0:27 drive, 15:00 elapsed**

**END OF QUARTER**

|                          | Score     | Time Poss   | First Downs |          |          |          | Efficiencies |            |
|--------------------------|-----------|-------------|-------------|----------|----------|----------|--------------|------------|
|                          |           |             | R           | P        | X        | T        | 3 Down       | 4 Down     |
| <b>Las Vegas Raiders</b> | <b>10</b> | <b>8:02</b> | <b>1</b>    | <b>2</b> | <b>0</b> | <b>3</b> | <b>0/3</b>   | <b>0/0</b> |
| <b>Denver Broncos</b>    | <b>13</b> | <b>6:58</b> | <b>0</b>    | <b>2</b> | <b>2</b> | <b>4</b> | <b>1/4</b>   | <b>0/0</b> |



## Third Quarter

10/6/2024

## Play By Play

DEN elects to Receive, and LV elects to defend the North goal.

D.Carlson kicks 65 yards from LV 35 to end zone, Touchback to the DEN 30.

## Denver Broncos at 15:00

\*\* Injury Update: LV-C.Wilkins is Out of the game.

- 1-10-DEN 30 (15:00) M.Peart reported in as eligible. B.Nix pass incomplete short left.  
*PENALTY on DEN-G.Bolles, Offensive Holding, 10 yards, enforced at DEN 30 - No Play.*
- 1-20-DEN 20 (14:54) J.McLaughlin left end to DEN 33 for 13 yards (I.Pola-Mao).
- 2-7-DEN 33 (14:12) (Shotgun) B.Nix pass incomplete short left to J.Reynolds.
- 3-7-DEN 33 (14:08) (Shotgun) B.Nix sacked at DEN 27 for -6 yards (M.Crosby).
- 4-13-DEN 27 (13:37) R.Dixon punts 49 yards to LV 24, Center-M.Fraboni, out of bounds.

Timeout at 13:30.

## Las Vegas Raiders at 13:30

- 1-10-LV 24 (13:30) T.Tucker right end to LV 25 for 1 yard (B.Jones; J.Strnad).
- 2-9-LV 25 (12:51) (Shotgun) G.Minshew pass incomplete deep left to T.Tucker (R.Moss).
- 3-9-LV 25 (12:45) (Shotgun) G.Minshew pass short left to J.Meyers to LV 35 for 10 yards (J.McMillian).
- 1-10-LV 35 (12:01) (Shotgun) A.Mattison up the middle to LV 36 for 1 yard (Z.Allen).
- 2-9-LV 36 (11:26) A.Abdullah left guard to LV 34 for -2 yards (J.Strnad).
- 3-11-LV 34 (10:45) (Shotgun) G.Minshew sacked at LV 28 for -6 yards (N.Bonitto).
- 4-17-LV 28 (10:08) A.Cole punts 60 yards to DEN 12, Center-J.Bobenmoyer. M.Mims to 50 for 38 yards (J.Shenker).

P11

## Denver Broncos at 9:54

- 1-10-50 (9:54) (Shotgun) *PENALTY on LV, Defensive Too Many Men on Field, 5 yards, enforced at 50 - No Play.*
- 1-5-LV 45 (9:54) (Shotgun) J.Williams right guard to LV 39 for 6 yards (N.Hobbs; J.Jenkins).
- 1-10-LV 39 (9:18) J.Williams left end to LV 30 for 9 yards (T.Moehrig).
- 2-1-LV 30 (8:50) (No Huddle, Shotgun) B.Nix pass short right to L.Humphrey pushed ob at LV 3 for 27 yards (I.Pola-Mao).
- 1-3-LV 3 (8:17) (No Huddle) J.Williams right tackle to LV 5 for -2 yards (R.Spillane, T.Moehrig).
- 2-5-LV 5 (7:40) (Shotgun) B.Nix scrambles right tackle to LV 4 for 1 yard (M.Crosby).
- 3-4-LV 4 (7:01) (Shotgun) **B.Nix pass short right to J.McLaughlin for 4 yards, TOUCHDOWN.**  
**The Replay Official reviewed the runner was inbounds ruling, and the play was Upheld. The ruling on the field stands.**  
 W.Lutz extra point is GOOD, Center-M.Fraboni, Holder-R.Dixon.

R8

P9

P10

|  |
|--|
| LV 10 DEN 20, 6 plays, 50 yards, 1 penalty, 3:00 drive, 8:06 elapsed |
|--|

W.Lutz kicks 65 yards from DEN 35 to end zone, Touchback to the LV 30.

## Las Vegas Raiders at 6:54

- 1-10-LV 30 (6:54) A.Mattison up the middle to LV 30 for no gain (J.Strnad, M.Roach).
- \*\* Injury Update: DEN-A.Palczewski return is Questionable.
- 2-10-LV 30 (6:14) G.Minshew pass short right to B.Bowers to LV 41 for 11 yards (B.Jones, R.Moss).
- Penalty on DEN-N.Bonitto, Defensive Offside, declined.*
- 1-10-LV 41 (5:47) A.Mattison right tackle to LV 43 for 2 yards (M.Roach; Z.Allen).
- 2-8-LV 43 (5:06) (Shotgun) G.Minshew sacked at LV 40 for -3 yards (J.Cooper).
- 3-11-LV 40 (4:22) (Shotgun) G.Minshew pass deep right intended for T.Tucker INTERCEPTED by R.Moss at DEN 37. R.Moss to DEN 37 for no gain (T.Tucker).

Timeout at 04:16.

## Denver Broncos at 4:16

- 1-10-DEN 37 (4:16) J.McLaughlin up the middle to DEN 40 for 3 yards (J.Jenkins; R.Spillane). DEN-G.Bolles was injured during the play.
- 2-7-DEN 40 (3:41) (Shotgun) B.Nix pass short right to C.Sutton to DEN 48 for 8 yards (I.Pola-Mao).
- 1-10-DEN 48 (2:54) (Shotgun) B.Nix pass short middle to N.Adkins to LV 44 for 8 yards (C.Snowden). \*\* Injury Update: DEN-G.Bolles has returned to the game.
- 2-2-LV 44 (2:30) (No Huddle, Shotgun) B.Nix Aborted. L.Wattenberg FUMBLES at LV 45, recovered by DEN-B.Nix at LV 45.
- 3-3-LV 45 (1:46) (Shotgun) B.Nix pass incomplete deep left to T.Franklin.
- 4-3-LV 45 (1:39) R.Dixon punts 45 yards to end zone, Center-M.Fraboni, Touchback.

P11

Timeout at 01:31.

## Las Vegas Raiders at 1:31

- 1-10-LV 20 (1:31) A.O'Connell pass incomplete deep right to T.Tucker.

**Las Vegas Raiders vs Denver Broncos at Empower Field at Mile High**

*PENALTY on LV-D.Glaze, Offensive Holding, 10 yards, enforced at LV 20 - No Play.*

- 1-20-LV 10 (1:25) A.Mattison up the middle to LV 10 for no gain (J.Strnad).
- 2-20-LV 10 (:46) (Shotgun) A.O'Connell pass short left to B.Bowers to LV 14 for 4 yards (J.Strnad).
- 3-16-LV 14 (:09) (No Huddle, Shotgun) A.O'Connell pass incomplete short left to A.Mattison.
- 4-16-LV 14 (:02) A.Cole punts 60 yards to DEN 26, Center-J.Bobenmoyer. M.Mims ran ob at DEN 42 for 16 yards (H.Bryant).

**END OF QUARTER**

|                          | <b>Score</b> | <b>Time Poss</b> | <b>First Downs</b> |          |          |          | <b>Efficiencies</b> |               |
|--------------------------|--------------|------------------|--------------------|----------|----------|----------|---------------------|---------------|
|                          |              |                  | <b>R</b>           | <b>P</b> | <b>X</b> | <b>T</b> | <b>3 Down</b>       | <b>4 Down</b> |
| <b>Las Vegas Raiders</b> | <b>10</b>    | <b>7:45</b>      | <b>0</b>           | <b>2</b> | <b>0</b> | <b>2</b> | <b>1/4</b>          | <b>0/0</b>    |
| <b>Denver Broncos</b>    | <b>20</b>    | <b>7:15</b>      | <b>1</b>           | <b>3</b> | <b>0</b> | <b>4</b> | <b>1/3</b>          | <b>0/0</b>    |

## Fourth Quarter

10/6/2024

## Play By Play

Denver Broncos continued.

## Denver Broncos at 15:00

|                   |  |     |
|-------------------|--|-----|
| 1-10-DEN 42       | (15:00) B.Nix scrambles left guard to LV 47 for 11 yards (R.Spillane; C.Snowden).  | R12 |
| <u>1-10-LV 47</u> | (14:22) J.Williams left tackle to LV 40 for 7 yards (R.Spillane).<br><i>PENALTY on LV-A.Butler, Defensive Holding, 5 yards, enforced at LV 40.</i> | X13 |
| <u>1-10-LV 35</u> | (13:58) (Shotgun) B.Nix pass short right to J.McLaughlin to LV 40 for -5 yards (J.Jones).  |     |
| 2-15-LV 40        | (13:19) (Shotgun) J.Williams right tackle to LV 23 for 17 yards (I.Pola-Mao; T.Moehrig).   | R14 |
| <u>1-10-LV 23</u> | (12:37) (Shotgun) J.McLaughlin left guard to LV 24 for -1 yards (C.Snowden). LV-T.Moehrig was injured during the play.                             |     |
| 2-11-LV 24        | (11:47) B.Nix pass short left to A.Trautman pushed ob at LV 5 for 19 yards (T.Harper).   | P15 |
| <u>1-5-LV 5</u>   | (11:10) (Shotgun) J.Williams left tackle to LV 1 for 4 yards (R.Spillane; T.Harper).   |     |
| 2-1-LV 1          | (10:25) <i>PENALTY on LV-C.Snowden, Encroachment, 0 yards, enforced at LV 1 - No Play.</i>   |     |
| 2-1-LV 1          | <b>(10:14) B.Nix up the middle for 1 yard, TOUCHDOWN. DEN-L.Wattenberg was injured during the play.</b>  | R16 |

Timeout at 10:12.

W.Lutz extra point is GOOD, Center-M.Fraboni, Holder-R.Dixon.

|  |
|--|
| LV 10 DEN 27, 8 plays, 58 yards, 2 penalties, 4:48 drive, 4:48 elapsed |
|--|

W.Lutz kicks 65 yards from DEN 35 to landing zone to end zone, Touchback to the LV 20.

## Las Vegas Raiders at 10:12

|            |  |
|------------|--|
| 1-10-LV 20 | (10:12) (Shotgun) A.O'Connell pass deep left intended for B.Bowers INTERCEPTED by P.Surtain at LV 39. P.Surtain to LV 39 for no gain (B.Bowers). |
|------------|--|

## Denver Broncos at 10:07

|                 |   |     |
|-----------------|---|-----|
| 1-10-LV 39      | (10:07) J.Williams up the middle to LV 40 for -1 yards (R.Spillane).  |     |
| 2-11-LV 40      | (9:27) (Shotgun) B.Nix pass short left to M.Mims to LV 33 for 7 yards (C.Smith).  |     |
| 3-4-LV 33       | (8:44) (Shotgun) B.Nix pass deep left to C.Sutton pushed ob at LV 9 for 24 yards (J.Bennett).<br><i>Penalty on LV-J.Bennett, Defensive Pass Interference, declined.</i>   | P17 |
| <u>1-9-LV 9</u> | <b>(8:19) B.Nix pass short left to J.Reynolds for 9 yards, TOUCHDOWN [C.Snowden].</b><br><i>Penalty on LV-T.Eichenberg, Defensive Holding, declined.</i><br><i>Penalty on LV-J.Bennett, Defensive Holding, declined.</i><br>W.Lutz extra point is GOOD, Center-M.Fraboni, Holder-R.Dixon.<br><i>PENALTY on LV-N.Silvera, Unnecessary Roughness, 15 yards, enforced between downs.</i> | P18 |

Timeout at 08:14.

|   |
|---|
| LV 10 DEN 34, 4 plays, 39 yards, 1:53 drive, 6:46 elapsed |
|---|

W.Lutz kicks 35 yards from 50 to LV 15, out of bounds.

*PENALTY on DEN-W.Lutz, Kickoff Out of Bounds, placed at LV 25.*

## Las Vegas Raiders at 8:14

|                    |  |     |
|--------------------|--|-----|
| 1-10-LV 25         | (8:14) (Shotgun) A.O'Connell pass short right to B.Bowers pushed ob at LV 29 for 4 yards (B.Jones).  |     |
| 2-6-LV 29          | (7:49) (No Huddle, Shotgun) A.O'Connell pass short right to A.Abdullah to LV 39 for 10 yards (C.Barton) [Z.Allen].   | P13 |
| <u>1-10-LV 39</u>  | (7:20) (No Huddle, Shotgun) A.O'Connell pass incomplete short right to J.Meyers.   |     |
| 2-10-LV 39         | (7:16) (No Huddle, Shotgun) A.O'Connell pass short left to J.Meyers to LV 45 for 6 yards (J.McMillian).  |     |
| 3-4-LV 45          | (6:49) (No Huddle, Shotgun) A.O'Connell pass short right to B.Bowers to DEN 46 for 9 yards (C.Barton).   | P14 |
| <u>1-10-DEN 46</u> | (6:25) (No Huddle, Shotgun) A.O'Connell pass short left to D.Turner pushed ob at DEN 34 for 12 yards (J.McMillian).  | P15 |
| <u>1-10-DEN 34</u> | (5:53) (No Huddle, Shotgun) A.O'Connell pass incomplete deep right to D.Turner.  |     |
| 2-10-DEN 34        | (5:48) (Shotgun) A.O'Connell pass short middle to J.Meyers to DEN 18 for 16 yards (B.Jones).   | P16 |
| <u>1-10-DEN 18</u> | (5:23) (No Huddle, Shotgun) A.O'Connell pass incomplete short right to D.Turner.<br><i>PENALTY on DEN-J.McMillian, Defensive Pass Interference, 3 yards, enforced at DEN 18 - No Play.</i>   | X17 |
| <u>1-10-DEN 15</u> | (5:19) (Shotgun) A.O'Connell pass short right to A.Abdullah pushed ob at DEN 15 for no gain (J.Strnad).  |     |
| 2-10-DEN 15        | (4:55) (No Huddle, Shotgun) A.O'Connell pass incomplete short left to D.Turner [M.Roach].  |     |
| 3-10-DEN 15        | (4:48) (Shotgun) A.O'Connell pass short left to T.Tucker to DEN 3 for 12 yards (L.Wallace; P.Locke).   | P18 |
| <u>1-3-DEN 3</u>   | <b>(4:06) (No Huddle) A.Abdullah up the middle for 3 yards, TOUCHDOWN.</b><br><i>PENALTY on DEN-J.Franklin-Myers, Unsportsmanlike Conduct, 1 yard, enforced between downs.</i><br>TWO-POINT CONVERSION ATTEMPT. A.Mattison rushes right guard. ATTEMPT SUCCEEDS. | R19 |

|  |
|--|
| LV 18 DEN 34, 12 plays, 75 yards, 1 penalty, 4:13 drive, 10:59 elapsed |
|--|

D.Carlson kicks inside 9 yards from LV 35 to LV 44. L.Wallace (didn't try to advance) to LV 44 for no gain.

**Las Vegas Raiders vs Denver Broncos at Empower Field at Mile High**

**Denver Broncos at 4:01, (1st play from scrimmage 4:00)**

- 1-10-LV 44 (4:00) F.Crum reported in as eligible. J.Williams right tackle to LV 41 for 3 yards (N.Hobbs, N.Silvera).
- 2-7-LV 41 (3:17) J.McLaughlin left guard to LV 39 for 2 yards (T.Wilson; C.Smith).  
Timeout #1 by LV at 03:13.
- 3-5-LV 39 (3:13) (Shotgun) J.McLaughlin right guard to LV 39 for no gain (C.Snowden; N.Silvera).  
Timeout #2 by LV at 03:10.
- 4-5-LV 39 (3:10) (Run formation) F.Crum reported in as eligible. *PENALTY on DEN, Delay of Game, 5 yards, enforced at LV 39 - No Play.*
- 4-10-LV 44 (3:10) R.Dixon punts 34 yards to LV 10, Center-M.Fraboni, fair catch by A.Bachman.

**Las Vegas Raiders at 3:04**

- 1-10-LV 10 (3:04) (Shotgun) A.O'Connell pass incomplete deep left to T.Tucker.
- 2-10-LV 10 (2:59) (Shotgun) A.O'Connell pass incomplete short left [J.Cooper].  
*PENALTY on LV-A.O'Connell, Intentional Grounding, 9 yards, enforced at LV 10.*  
Denver challenged the spot of a foul ruling, and the play was Upheld. The ruling on the field stands. (Timeout #1.)
- 3-19-LV 1 (2:53) (Shotgun) A.O'Connell pass deep left to J.Meyers ran ob at LV 22 for 21 yards. P20  
**\*\* Injury Update: DEN-A.Palczewski is Out of the game.**
- 1-10-LV 22 (2:44) (No Huddle, Shotgun) A.O'Connell pass incomplete short left to J.Meyers.  
**\*\* Injury Update: DEN-L.Wattenberg return is Questionable.**
- 2-10-LV 22 (2:40) (Shotgun) A.O'Connell pass incomplete short right to B.Bowers (J.McMillian).
- 3-10-LV 22 (2:33) (Shotgun) A.O'Connell sacked at LV 15 for -7 yards (Z.Allen).

Two-Minute Warning

- 4-17-LV 15 (2:00) (Shotgun) A.O'Connell pass incomplete deep middle to D.Turner.

**Denver Broncos at 1:55**

- 1-10-LV 14 (1:55) B.Nix kneels to LV 15 for -1 yards.
- 2-11-LV 15 (1:14) B.Nix kneels to LV 17 for -2 yards.
- 3-13-LV 17 (:39) B.Nix kneels to LV 18 for -1 yards.

**END OF QUARTER**

|                          | Score     | Time Poss   | First Downs |          |          |          | Efficiencies |            |
|--------------------------|-----------|-------------|-------------|----------|----------|----------|--------------|------------|
|                          |           |             | R           | P        | X        | T        | 3 Down       | 4 Down     |
| <b>Las Vegas Raiders</b> | <b>18</b> | <b>5:27</b> | <b>1</b>    | <b>6</b> | <b>1</b> | <b>8</b> | <b>3/4</b>   | <b>0/1</b> |
| <b>Denver Broncos</b>    | <b>34</b> | <b>9:33</b> | <b>3</b>    | <b>3</b> | <b>1</b> | <b>7</b> | <b>1/3</b>   | <b>0/0</b> |

# Miscellaneous Statistics Report

Las Vegas Raiders vs Denver Broncos  
10/6/2024 at Empower Field at Mile High

## Ten Longest Plays for Las Vegas Raiders

| Yards | Qtr | Play Start  | Play Description   |
|-------|-----|-------------|--|
| 57    | 1   | 1-10-LV 43  | (13:08) G.Minshew pass deep left to B.Bowers for 57 yards, TOUCHDOWN.  |
| 40    | 2   | 1-10-LV 31  | (12:18) A.Abdullah left guard to DEN 29 for 40 yards (B.Jones; P.Surtain).   |
| 21    | 4   | 3-19-LV 1   | (2:53) (Shotgun) A.O'Connell pass deep left to J.Meyers ran ob at LV 22 for 21 yards.  |
| 18    | 1   | 2-3-LV 34   | (7:07) G.Minshew pass deep right to J.Meyers to DEN 48 for 18 yards (P.Surtain).   |
| 16    | 1   | 3-9-LV 11   | (8:10) (Shotgun) G.Minshew scrambles left end to LV 22 for 11 yards (C.Barton).<br>PENALTY on DEN-J.Strnad, Defensive Holding, 5 yards, enforced at LV 22. |
| 16    | 4   | 2-10-DEN 34 | (5:48) (Shotgun) A.O'Connell pass short middle to J.Meyers to DEN 18 for 16 yards (B.Jones).   |
| 12    | 1   | 1-10-DEN 34 | (4:28) (Shotgun) G.Minshew pass short right to A.Mattison pushed ob at DEN 22 for 12 yards (C.Barton).   |
| 12    | 4   | 1-10-DEN 46 | (6:25) (No Huddle, Shotgun) A.O'Connell pass short left to D.Turner pushed ob at DEN 34 for 12 yards (J.McMillian).  |
| 12    | 4   | 3-10-DEN 15 | (4:48) (Shotgun) A.O'Connell pass short left to T.Tucker to DEN 3 for 12 yards (L.Wallace; P.Locke).   |
| 11    | 1   | 3-8-LV 32   | (13:47) (Shotgun) G.Minshew scrambles left end to LV 43 for 11 yards (J.McMillian).  |

## Ten Longest Plays for Denver Broncos

| Yards | Qtr | Play Start  | Play Description   |
|-------|-----|-------------|--|
| 27    | 3   | 2-1-LV 30   | (8:50) (No Huddle, Shotgun) B.Nix pass short right to L.Humphrey pushed ob at LV 3 for 27 yards (I.Pola-Mao).  |
| 26    | 2   | 2-14-DEN 10 | (2:28) M.Peart reported in as eligible. B.Nix pass short left to J.Williams to DEN 36 for 26 yards (A.Butler). |
| 24    | 4   | 3-4-LV 33   | (8:44) (Shotgun) B.Nix pass deep left to C.Sutton pushed ob at LV 9 for 24 yards (J.Bennett).                  |
| 21    | 1   | 1-10-LV 43  | (:17) (No Huddle, Shotgun) B.Nix pass deep right to L.Humphrey pushed ob at LV 22 for 21 yards (T.Moehrig).    |
| 20    | 2   | 3-7-DEN 39  | (:18) (Shotgun) B.Nix pass deep left to T.Franklin to LV 41 for 20 yards (J.Jones).                            |
| 19    | 4   | 2-11-LV 24  | (11:47) B.Nix pass short left to A.Trautman pushed ob at LV 5 for 19 yards (T.Harper).                         |
| 17    | 1   | 2-11-DEN 40 | (:45) M.Mims left end to LV 43 for 17 yards (N.Hobbs).   |
| 17    | 4   | 2-15-LV 40  | (13:19) (Shotgun) J.Williams right tackle to LV 23 for 17 yards (I.Pola-Mao; T.Moehrig).                       |
| 13    | 2   | 3-34-LV 46  | (13:04) (Shotgun) B.Nix pass short left to J.Williams pushed ob at LV 33 for 13 yards (R.Spillane).            |
| 13    | 3   | 1-20-DEN 20 | (14:54) J.McLaughlin left end to DEN 33 for 13 yards (I.Pola-Mao).   |

## Touchdown Scoring Information

|                |                   | Offense | Defense | Special Teams |
|----------------|-------------------|---------|---------|---------------|
| <b>VISITOR</b> | Las Vegas Raiders | 2       | 0       | 0             |
| <b>HOME</b>    | Denver Broncos    | 3       | 1       | 0             |

## Player Scoring Information

| Club | Player       | TD | Rush TD | Rec TD | KO TD | Punt TD | Int TD | Fum TD | Misc TD | FG | XP | 2Pt Rush | 2Pt Rec | Sfty | Points |
|------|--------------|----|---------|--------|-------|---------|--------|--------|---------|----|----|----------|---------|------|--------|
| LV   | A.Abdullah   | 0  | 1       | 0      | 0     | 0       | 0      | 0      | 0       | 0  | 0  | 0        | 0       | 0    | 6      |
| LV   | B.Bowers     | 0  | 0       | 1      | 0     | 0       | 0      | 0      | 0       | 0  | 0  | 0        | 0       | 0    | 6      |
| LV   | D.Carlson    | 0  | 0       | 0      | 0     | 0       | 0      | 0      | 0       | 1  | 1  | 0        | 0       | 0    | 4      |
| LV   | A.Mattison   | 0  | 0       | 0      | 0     | 0       | 0      | 0      | 0       | 0  | 0  | 1        | 0       | 0    | 2      |
| DEN  | W.Lutz       | 0  | 0       | 0      | 0     | 0       | 0      | 0      | 0       | 2  | 4  | 0        | 0       | 0    | 10     |
| DEN  | B.Nix        | 0  | 1       | 0      | 0     | 0       | 0      | 0      | 0       | 0  | 0  | 0        | 0       | 0    | 6      |
| DEN  | J.McLaughlin | 0  | 0       | 1      | 0     | 0       | 0      | 0      | 0       | 0  | 0  | 0        | 0       | 0    | 6      |
| DEN  | J.Reynolds   | 0  | 0       | 1      | 0     | 0       | 0      | 0      | 0       | 0  | 0  | 0        | 0       | 0    | 6      |
| DEN  | P.Surtain    | 0  | 0       | 0      | 0     | 0       | 1      | 0      | 0       | 0  | 0  | 0        | 0       | 0    | 6      |

## Possession Detail

|                             | First Half |      | Second Half |       | Game    |       |
|-----------------------------|------------|------|-------------|-------|---------|-------|
|                             | Visitor    | Home | Visitor     | Home  | Visitor | Home  |
| Largest Lead                | 10         | 3    | 0           | 24    | 10      | 24    |
| Drives Leading              | 2          | 0    | 0           | 7     | 2       | 7     |
| Time of Possession Leading  | 11:46      | 0:00 | 0:00        | 16:48 | 11:46   | 16:48 |
| Largest Deficit             | -3         | -10  | -24         | 0     | -24     | -10   |
| Drives Trailing             | 0          | 2    | 6           | 0     | 6       | 2     |
| Time of Possession Trailing | 0:00       | 7:28 | 13:12       | 0:00  | 13:12   | 7:28  |
| Times Score Tied Up         |            | 1    |             | 0     |         | 1     |
| Lead Changes                |            | 2    |             | 0     |         | 2     |

# Playtime Percentage

Percent of playtime per player on offense, defense and special teams (Unofficial)

## Las Vegas Raiders

## Denver Broncos

|                  |    | Offense | Defense | Special Teams |    |     |                  | Offense | Defense | Special Teams |      |      |     |
|------------------|----|---------|---------|---------------|----|-----|------------------|---------|---------|---------------|------|------|-----|
| D.Glaze          | T  | 70      | 100%    |               | 2  | 7%  | B.Powers         | G       | 63      | 100%          | 7    | 23%  |     |
| D.Parham         | G  | 70      | 100%    |               | 2  | 7%  | Q.Meinerz        | G       | 63      | 100%          | 7    | 23%  |     |
| J.Powers-Johnson | G  | 70      | 100%    |               | 2  | 7%  | B.Nix            | QB      | 63      | 100%          |      |      |     |
| A.James          | C  | 70      | 100%    |               |    |     | G.Bolles         | T       | 59      | 94%           | 7    | 23%  |     |
| K.Miller         | T  | 70      | 100%    |               |    |     | L.Wattenberg     | C       | 53      | 84%           | 1    | 3%   |     |
| J.Meyers         | WR | 68      | 97%     |               |    |     | C.Sutton         | WR      | 51      | 81%           | 1    | 3%   |     |
| T.Tucker         | WR | 59      | 84%     |               |    |     | L.Humphrey       | WR      | 40      | 63%           |      |      |     |
| B.Bowers         | TE | 55      | 79%     |               |    |     | J.Williams       | RB      | 40      | 63%           |      |      |     |
| D.Turner         | WR | 52      | 74%     |               | 11 | 37% | M.Pearl          | T       | 37      | 59%           | 7    | 23%  |     |
| G.Minschew       | QB | 44      | 63%     |               |    |     | A.Trautman       | TE      | 34      | 54%           | 4    | 13%  |     |
| A.Mattison       | RB | 40      | 57%     |               |    |     | A.Palczewski     | T       | 33      | 52%           | 4    | 13%  |     |
| H.Bryant         | TE | 32      | 46%     |               | 5  | 17% | N.Adkins         | TE      | 32      | 51%           | 12   | 40%  |     |
| A.Abdullah       | RB | 31      | 44%     |               | 16 | 53% | J.Reynolds       | WR      | 30      | 48%           | 1    | 3%   |     |
| A.O'Connell      | QB | 26      | 37%     |               |    |     | J.McLaughlin     | RB      | 23      | 37%           |      |      |     |
| J.Shenker        | TE | 10      | 14%     |               | 15 | 50% | L.Krull          | TE      | 18      | 29%           | 8    | 27%  |     |
| A.Peat           | G  | 2       | 3%      |               | 2  | 7%  | M.Mims           | WR      | 12      | 19%           | 9    | 30%  |     |
| A.Bachman        | WR | 1       | 1%      |               | 16 | 53% | M.Burton         | FB      | 11      | 17%           | 20   | 67%  |     |
| R.Spillane       | LB |         | 63      | 100%          |    |     | T.Franklin       | WR      | 11      | 17%           |      |      |     |
| J.Bennett        | CB |         | 62      | 98%           |    |     | A.Forsyth        | C       | 10      | 16%           | 9    | 30%  |     |
| I.Pola-Mao       | FS |         | 60      | 95%           | 9  | 30% | F.Crum           | T       | 6       | 10%           | 9    | 30%  |     |
| J.Jones          | CB |         | 56      | 89%           |    |     | P.Surtain        | CB      | 3       | 5%            | 70   | 100% |     |
| A.Butler         | DT |         | 54      | 86%           | 2  | 7%  | B.Watson         | RB      | 1       | 2%            | 1    | 3%   |     |
| M.Crosby         | DE |         | 52      | 83%           |    |     | P.Locke          | FS      |         | 70            | 100% | 7    | 23% |
| T.Moehrig        | FS |         | 50      | 79%           |    |     | C.Barton         | LB      |         | 70            | 100% | 2    | 7%  |
| N.Hobbs          | CB |         | 47      | 75%           |    |     | R.Moss           | CB      |         | 69            | 99%  | 8    | 27% |
| T.Eichenberg     | LB |         | 45      | 71%           | 18 | 60% | B.Jones          | FS      |         | 68            | 97%  |      |     |
| J.Jenkins        | DT |         | 38      | 60%           | 9  | 30% | Z.Allen          | DE      |         | 63            | 90%  | 3    | 10% |
| T.Wilson         | DE |         | 34      | 54%           | 7  | 23% | J.Cooper         | LB      |         | 53            | 76%  | 2    | 7%  |
| C.Snowden        | DE |         | 29      | 46%           |    |     | J.McMillian      | CB      |         | 52            | 74%  | 5    | 17% |
| C.Wilkins        | DT |         | 22      | 35%           | 2  | 7%  | J.Strnad         | LB      |         | 51            | 73%  | 9    | 30% |
| K.Chaisson       | LB |         | 21      | 33%           | 10 | 33% | N.Bonitto        | LB      |         | 39            | 56%  |      |     |
| J.Laulu          | DT |         | 19      | 30%           | 9  | 30% | J.Ellis          | LB      |         | 36            | 51%  | 14   | 47% |
| T.Harper         | FS |         | 13      | 21%           | 23 | 77% | J.Franklin-Myers | DE      |         | 36            | 51%  |      |     |
| C.Smith          | SS |         | 11      | 17%           | 26 | 87% | M.Roach          | DT      |         | 27            | 39%  | 3    | 10% |
| N.Silvera        | DT |         | 10      | 16%           | 9  | 30% | D.Jones          | NT      |         | 22            | 31%  |      |     |
| A.Burney         | LB |         | 8       | 13%           | 21 | 70% | D.Tillman        | LB      |         | 17            | 24%  | 14   | 47% |
| J.Robinson       | DE |         | 1       | 2%            | 8  | 27% | J.Jackson        | DE      |         | 16            | 23%  | 10   | 33% |
| A.Gainer         | LB |         |         |               | 28 | 93% | L.Wallace        | CB      |         | 10            | 14%  | 7    | 23% |
| K.Mauga          | LB |         |         |               | 18 | 60% | K.Welch          | LB      |         | 1             | 1%   | 16   | 53% |
| D.Laube          | RB |         |         |               | 10 | 33% | T.Smith          | CB      |         |               | 23   | 77%  |     |
| S.Webb           | CB |         |         |               | 10 | 33% | J.Skinner        | SS      |         |               | 22   | 73%  |     |
| S.McCormick      | RB |         |         |               | 9  | 30% | L.Bailey         | LB      |         |               | 14   | 47%  |     |
| J.Bobenmoyer     | LS |         |         |               | 7  | 23% | D.Key            | SS      |         |               | 14   | 47%  |     |
| A.Cole           | P  |         |         |               | 7  | 23% | M.Fraboni        | LS      |         |               | 13   | 43%  |     |
| D.Holmes         | CB |         |         |               | 7  | 23% |                  |         |         |               |      |      |     |

|              |   |   |     |          |    |    |     |
|--------------|---|---|-----|----------|----|----|-----|
| D. Carlson   | K | 6 | 20% | W. Lutz  | K  | 13 | 43% |
| C. Whitehair | G | 2 | 7%  | R. Dixon | P  | 13 | 43% |
| J. Meredith  | G | 2 | 7%  | K. Smith | FS | 11 | 37% |