



**BOLT UP**  
los angeles chargers football



# GAME RELEASE



vs.



WEEK 10 | SUN. NOV. 10 | 1:05 PM PT



# GAME RELEASE

213.719.6600 | Chargers.com | @Chargers



Josh.Rupprecht@Chargers.NFL.com | Jennifer.Rojas@Chargers.NFL.com

Lauren.Georgeson@Chargers.NFL.com | Brock.Anderson@Chargers.NFL.com

Leonie.Strehl@Chargers.NFL.com | Ricky.Martinez@Chargers.NFL.com

## BOLTS RETURN HOME TO FACE TENNESSEE

The Los Angeles Chargers return to SoFi Stadium for a three-game homestand, beginning the stretch in Week 10 against the Tennessee Titans. Kickoff on Sun., Nov. 10 is slated for 1:05 p.m. PT. Kenny Albert, Jonathan Vilma and Megan Olivi have the call on FOX, while Matt "Money" Smith, Daniel Jeremiah and Shannon Farren will broadcast on the Chargers Radio Network airwaves on ALT FM-98.7 as well as on SiriusXM 162 or 227 and on the SiriusXM app. Adrian Garcia-Marquez and Francisco Pinto will present the game in Spanish on Que Buena Los Angeles.

The Chargers are 28-16-1 (0.636) against the former AFL West rival. Los Angeles has won 11 of the past 14 games overall, eight straight as the home team. In the eight-straight home wins, the Bolts average 30.8 points and 401.3 net yards per game.

Los Angeles continues to sport the league's top scoring defense, allowing just 12.6 points per game on the year. The team is just the sixth since 1990 to allow 20 or fewer points in each of the first eight games of a season. Quarterback **Justin Herbert** led the team to victory in Week 9 behind 282 passing yards and two touchdowns, registering a 125.8 passer rating. The defense totaled 6.0 sacks on the day, including 2.5 from outside linebacker **Tuli Tuipulotu**, who became the first NFL player since 2020 to have multiple sacks and multiple special teams tackles in the same game.

Coached by Brian Callahan, Tennessee enters the contest coming off a victory over New England. The Titans are led on offense by running back Tony Pollard, who has 622 rushing yards and three touchdowns on the year. The Tennessee defense is among the NFL's best, ranking No. 1 in total defense (269.1 total net yards per game) and passing defense (155.8 net passing yards per game).

The Chargers continue their three-game homestand with back-to-back prime-time matchups in Weeks 11 and 12. The Bolts face Cincinnati on *Sunday Night Football* in Week 11 and then host the Ravens on *Monday Night Football* in Week 12.

## BY THE NUMBERS

**12.6** The Los Angeles defense has allowed just 12.6 points per game this season, the best by any NFL team in 2024.

**10** QB Justin Herbert is just two completions shy from setting the all-time record for completions by any player through the first five seasons of a career.

**35** Rookie WR Ladd McConkey leads the team with 35 catches and has a chance to set the team record for most catches in the first nine games of a career.

## ON THE CALL

**TELEVISION: FOX**  
**Play-by-play:** Kenny Albert  
**Analyst:** Jonathan Vilma  
**Sideline:** Megan Olivi

**CHARGERS RADIO: ALT FM-98.7**  
**Play-by-play:** Matt "Money" Smith  
**Analyst:** Daniel Jeremiah  
**Sideline:** Shannon Farren

**NATIONAL RADIO: SPORTS USA**  
**Play-by-play:** Larry Kahn  
**Analyst:** Ron Rivera

**SPANISH RADIO: QUE BUENA LOS ANGELES (FM-105.5/94.3)**  
**Play-by-play:** Adrian Garcia-Marquez  
**Analyst:** Francisco Pinto

**CHARGERS MOBILE APP:** Official team news, full game stats and live press conferences are available on the Chargers mobile app. For more details, visit [Chargers.com/app](https://Chargers.com/app).

## 2024 CHARGERS SCHEDULE

### PRESEASON (1-2)

Wk	Date	Opponent	TV	Result
1	Sat., Aug. 10	SEATTLE	CBS LA	L, 16-3
2	Sat., Aug. 17	L.A. RAMS	CBS LA	L, 13-9
3	Sat., Aug. 24	at Dallas	CBS LA	W, 26-19

### REGULAR SEASON (5-3)

Wk	Date	Opponent	TV	Time*/Res.
1	Sun., Sept. 8	LAS VEGAS	CBS	W, 22-10
2	Sun., Sept. 15	at Carolina	CBS	W, 26-3
3	Sun., Sept. 22	at Pittsburgh	CBS	L, 20-10
4	Sun., Sept. 29	KANSAS CITY	CBS	L, 17-10
5	—	BYE	—	—
6	Sun., Oct. 13	at Denver	CBS	W, 23-16
7	Mon., Oct. 21	at Arizona	ESPN+	L, 17-15
8	Sun., Oct. 27	NEW ORLEANS	FOX	W, 26-8
9	Sun., Nov. 3	at Cleveland	CBS	W, 27-10
10	Sun., Nov. 10	TENNESSEE	FOX	1:05 p.m.
11	Sun., Nov. 17	CINCINNATI	NBC	5:20 p.m.
12	Mon., Nov. 25	BALTIMORE	ESPN	5:15 p.m.
13	Sun., Dec. 1	at Atlanta	CBS	10:00 a.m.
14	Sun., Dec. 8	at Kansas City	NBC	5:20 p.m.
15	Sun., Dec. 15	TAMPA BAY	FOX	1:25 p.m.
16	Sun., Dec. 22	DENVER	FOX	1:05 p.m.
17	TBD	at New England	TBD	TBD
18	TBD	at Las Vegas	TBD	TBD

\*All Times Pacific  
HOME GAMES IN CAPS

## 2024 AFC WEST STANDINGS

Team	W	L	T	Pct.	PF	PA
Kansas City	8	0	0	1.000	203	147
<b>L.A. Chargers</b>	<b>5</b>	<b>3</b>	<b>0</b>	<b>.625</b>	<b>159</b>	<b>101</b>
Denver	5	4	0	.556	183	161
Las Vegas	2	7	0	.222	168	251

## RELEASE INDEX

Content	Page	Content	Page
The 2024 Schedule . . . . .	2	Khalil Mack Notes . . . . .	21
Titans Series History . . . . .	3	Joey Bosa Notes . . . . .	24
The Matchup . . . . .	4	Cameron Dicker Notes . . . . .	26
Connections . . . . .	6	Other Player Notes . . . . .	28
Assistant Coaches . . . . .	7	Career Stats vs. Titans . . . . .	29
Team Notes . . . . .	8	2024 Stats . . . . .	32
Justin Herbert Notes . . . . .	10	Game Summaries . . . . .	34
J.K. Dobbins Notes . . . . .	18	Rosters & Transactions . . . . .	38
Derwin James Jr. Notes . . . . .	19	Media Information . . . . .	46

# BREAKING DOWN THE 2024 SCHEDULE

SERIES BREAKDOWN	2024 RECORD	NOTES
 <p><b>ALL-TIME:</b> 59-68-2  <b>HOME:</b> 31-33-1  <b>AWAY:</b> 28-35-1  <b>LAST:</b> W, 22-10 – 2024 vs. Raiders</p>	<p><b>OVERALL:</b> 2-7-0  <b>HOME:</b> 1-3-0  <b>AWAY:</b> 1-4-0  <b>STANDING:</b> 4th AFC West</p>	<p>The Chargers have won 15 of the past 21 home contests against the Raiders and defeated the Raiders in 12 of the last 20 road games. Los Angeles beat the Raiders at SoFi Stadium last season behind Khalil Mack's single-game franchise-record six sacks.</p>
 <p><b>ALL-TIME:</b> 2-6-0  <b>HOME:</b> 0-4-0  <b>AWAY:</b> 2-2-0  <b>LAST:</b> W, 26-3 – 2024 at Panthers</p>	<p><b>OVERALL:</b> 2-7-0  <b>HOME:</b> 1-3-0  <b>AWAY:</b> 1-4-0  <b>STANDING:</b> 3rd NFC South</p>	<p>Los Angeles heads to Carolina to play the Panthers for just the fourth time in history and first since 2016. In the last matchup, a home game against Carolina in 2020, Justin Herbert made his second career start and threw for 330 yards, becoming the third player in NFL history to top 300 passing yards in each of his first two career starts.</p>
 <p><b>ALL-TIME:</b> 9-24-0  <b>HOME:</b> 7-9-0  <b>AWAY:</b> 2-15-0  <b>LAST:</b> L, 20-10 – 2024 at Steelers</p>	<p><b>OVERALL:</b> 6-2-0  <b>HOME:</b> 3-1-0  <b>AWAY:</b> 3-1-0  <b>STANDING:</b> 1st AFC North</p>	<p>The Bolts have won three of the last five bouts in the series, including the 2021 <i>Sunday Night Football</i> come-from-behind victory at home by four points where Justin Herbert become the first player in NFL history to throw for 350 yards and run for 90 in the same game.</p>
 <p><b>ALL-TIME:</b> 57-70-1  <b>HOME:</b> 31-32-1  <b>AWAY:</b> 26-38-0  <b>LAST:</b> L, 17-10 – 2024 vs. Chiefs</p>	<p><b>OVERALL:</b> 8-0-0  <b>HOME:</b> 5-0-0  <b>AWAY:</b> 3-0-0  <b>STANDING:</b> 1st AFC West</p>	<p>The Chargers have an all-time regular-season home record against the Chiefs of 31-31-1, with the last five matchups being decided by one score. The Chargers have won two of the last four road games against the Chiefs, including back-to-back wins in 2020 and 2021.</p>
 <p><b>ALL-TIME:</b> 56-72-1  <b>HOME:</b> 37-27-0  <b>AWAY:</b> 19-45-1  <b>LAST:</b> W, 23-16 – 2024 at Broncos</p>	<p><b>OVERALL:</b> 5-4-0  <b>HOME:</b> 2-2-0  <b>AWAY:</b> 3-2-0  <b>STANDING:</b> 3rd AFC West</p>	<p>The Bolts hold a 37-27 regular-season home record against the Broncos. In the 2022 home game on <i>Monday Night Football</i>, Los Angeles beat Denver in overtime, 19-16. 11 of the last 14 matchups in the Mile High City have been decided by one score, including six of them by less than seven points.</p>
 <p><b>ALL-TIME:</b> 11-5-0  <b>HOME:</b> 7-1-0  <b>AWAY:</b> 4-4-0  <b>LAST:</b> L, 17-15 – 2024 at Cardinals</p>	<p><b>OVERALL:</b> 5-4-0  <b>HOME:</b> 3-2-0  <b>AWAY:</b> 2-2-0  <b>STANDING:</b> 1st NFC West</p>	<p>The Chargers hold a 11-4 (.733) all-time advantage against Arizona. Los Angeles has won five of the last six games, including a 25-24 come-from-behind victory in 2022. The Week 7 matchup marks the third-ever Monday night contest between the teams and the first since 2014.</p>
 <p><b>ALL-TIME:</b> 8-6-0  <b>HOME:</b> 4-3-0  <b>AWAY:</b> 4-3-0  <b>LAST:</b> W, 26-8 – 2024 vs. Saints</p>	<p><b>OVERALL:</b> 2-7-0  <b>HOME:</b> 1-3-0  <b>AWAY:</b> 1-4-0  <b>STANDING:</b> 4th NFC South</p>	<p>The Chargers face the Saints for the 14th time in history, boasting a 7-6 all-time advantage. Typically high-scoring affairs, Los Angeles has eclipsed 25 points in five of the last six games. The late October matchup is the first home game for the Chargers between the teams since 2016.</p>
 <p><b>ALL-TIME:</b> 20-9-1  <b>HOME:</b> 9-4-0  <b>AWAY:</b> 11-5-1  <b>LAST:</b> W, 27-10 – 2024 at Browns</p>	<p><b>OVERALL:</b> 2-7-0  <b>HOME:</b> 1-4-0  <b>AWAY:</b> 1-3-0  <b>STANDING:</b> 4th AFC North</p>	<p>Winners of 14 of the last 18 matchups with Cleveland, the Chargers hold a 19-9-1 advantage in the regular-season series against the Browns. Los Angeles won the last matchup in Cleveland in 2022, 30-28, and is undefeated in all 14 games in the series when scoring 25 points.</p>
 <p><b>ALL-TIME:</b> 28-16-1  <b>HOME:</b> 19-3-1  <b>AWAY:</b> 9-13-0  <b>LAST:</b> L, 27-24 (OT) – 2023 at Titans</p>	<p><b>OVERALL:</b> 2-6-0  <b>HOME:</b> 1-3-0  <b>AWAY:</b> 1-3-0  <b>STANDING:</b> 3rd AFC South</p>	<p>The Chargers are 28-16-1 (0.636) against the former AFL West rival. Los Angeles has won 11 of the past 14 games overall, eight straight as the home team. In the eight-straight home wins, the Bolts average 30.8 points and 401.3 net yards per game.</p>
 <p><b>ALL-TIME:</b> 22-14-0  <b>HOME:</b> 11-7-0  <b>AWAY:</b> 11-7-0  <b>LAST:</b> W, 41-22 – 2021 at Bengals</p>	<p><b>OVERALL:</b> 4-5-0  <b>HOME:</b> 1-4-0  <b>AWAY:</b> 3-1-0  <b>STANDING:</b> 3rd AFC North</p>	<p>The game will be the first home matchup for the Chargers against the Bengals since a 26-21 victory in 2018. The Bolts have won three-straight games against Cincinnati, including a 19-point victory in 2021 that saw Justin Herbert throw for 317 yards and three touchdowns, registering a 118.4 passer rating.</p>
 <p><b>ALL-TIME:</b> 5-9-0  <b>HOME:</b> 4-5-0  <b>AWAY:</b> 1-4-0  <b>LAST:</b> L, 20-10 – 2023 vs. Ravens</p>	<p><b>OVERALL:</b> 6-3-0  <b>HOME:</b> 3-1-0  <b>AWAY:</b> 3-2-0  <b>STANDING:</b> 2nd AFC North</p>	<p>The Chargers host the Ravens for the second-straight season, this time featuring brothers at the helm — Los Angeles Head Coach Jim Harbaugh and Baltimore Head Coach John Harbaugh. Last year, the Chargers and Ravens were also on primetime, squaring off on <i>Sunday Night Football</i>.</p>
 <p><b>ALL-TIME:</b> 4-8-0  <b>HOME:</b> 1-6-0  <b>AWAY:</b> 3-2-0  <b>LAST:</b> W, 20-17 – 2022 at Falcons</p>	<p><b>OVERALL:</b> 6-3-0  <b>HOME:</b> 3-3-0  <b>AWAY:</b> 3-0-0  <b>STANDING:</b> 1st NFC South</p>	<p>The Bolts have won each of the past three matchups against Atlanta by three points, including one in 2022 that saw Cameron Dicker make a game-winning kick as time expired, earning him AFC Special Teams Player of the Week honors. Nine of the 12 games in series history were decided by one score.</p>
 <p><b>ALL-TIME:</b> 8-4-0  <b>HOME:</b> 3-2-0  <b>AWAY:</b> 5-2-0  <b>LAST:</b> L, 38-31 – 2020 at Buccaneers</p>	<p><b>OVERALL:</b> 4-5-0  <b>HOME:</b> 2-3-0  <b>AWAY:</b> 2-2-0  <b>STANDING:</b> 2nd NFC South</p>	<p>With a regular-season record of 8-4 (.667) against the Buccaneers, the Bolts host Tampa Bay for the first time since 2016. Four of the past six games between the teams have been decided by one score. In the all-time series, the Chargers are 5-1 when scoring 25-plus points.</p>
 <p><b>ALL-TIME:</b> 15-24-2  <b>HOME:</b> 6-12-1  <b>AWAY:</b> 10-12-1  <b>LAST:</b> W, 6-0 – 2023 at Patriots</p>	<p><b>OVERALL:</b> 2-7-0  <b>HOME:</b> 1-3-0  <b>AWAY:</b> 1-4-0  <b>STANDING:</b> 4th AFC East</p>	<p>Los Angeles heads to New England for second-straight season, winning 6-0 last year for the team's first shutout since 2017. The Patriots hold a 24-15-2 advantage in the all-time series, with five of the last seven matchups having been decided by less than 10 points.</p>

# CHARGERS-TITANS SERIES HISTORY

## SERIES BREAKDOWN

<b>All-Time Series Record</b> . . . . .	29-19-1 (.602)
<b>Regular Season Series Record</b> . . . . .	28-16-1 (.633)
<b>Chargers All-Time at Home vs. Titans</b> . . . . .	19-3-1 (.848)
<b>Current Streak</b> . . . . .	L, One (1) game
<b>Last Meeting</b> . . . . .	Sept. 17, 2023 – L, 27-24
<b>Longest Chargers Win Streak</b> . . . . .	Nine (9) games (Last: 1993-2012)
<b>Longest Titans Win Streak</b> . . . . .	Four (4) games (1987-1992)
<b>Head Coach Jim Harbaugh vs. Titans</b> . . . . .	1-0 (1.000)
<b>Harbaugh All-Time vs. Titans*</b> . . . . .	2-2 (.500)
<b>Most Career GP vs. Titans</b> . . . . .	WR DJ Chark Jr., OLB Khalil Mack (6)

\*Including years as assistant coach

## TEAM SUPERLATIVES AGAINST TITANS

<b>Most Points Scored</b> . . . . .	45 – Dec. 17, 1978 at Hou.
<b>Fewest Points Allowed</b> . . . . .	0 – Last: Dec. 7, 1986 vs. Hou.
<b>Average Points Scored</b> . . . . .	24.5
<b>Average Points Allowed</b> . . . . .	21.3
<b>Most Points (Combined)</b> . . . . .	82 – Dec. 19, 1971 at Hou.
<b>Fewest Points (Combined)</b> . . . . .	16 – Sept. 24, 1967 vs. Hou.
<b>Largest Margin of Victory</b> . . . . .	33 – Sept. 17, 2006 vs. Ten.
<b>Most Total Net Yards</b> . . . . .	517 – Dec. 17, 1978 at Hou.
<b>Fewest Total Net Yards Allowed</b> . . . . .	134 – Dec. 7, 1986 vs. Hou.
<b>Most First Downs</b> . . . . .	31 – Nov. 6, 2016 vs. Ten.
<b>Fewest First Downs Allowed</b> . . . . .	9 – Last: Sept. 16, 2012 vs. Ten.
<b>Most Net Passing Yards</b> . . . . .	372 – Sept. 17, 1989 vs. Hou.
<b>Fewest Net Passing Yards Allowed</b> . . . . .	55 – Dec. 7, 1986 vs. Hou.
<b>Most Rushing Yards</b> . . . . .	271 – Oct. 3, 1965 vs. Hou.
<b>Fewest Rushing Yards Allowed</b> . . . . .	19 – Dec. 12, 1965 at Hou.
<b>Most Takeaways</b> . . . . .	7 – Last: Nov. 25, 1962 at Hou.
<b>Fewest Giveaways</b> . . . . .	0 – Last: Sept. 17, 2023 at Ten.

## MOST RECENT SINGLE-GAME HIGHS

Category	Date	Opp./Loc.	Player	No.
<b>Completions</b>	Sept. 17, 2023	at Ten.	J.Herbert	27
<b>Comp. Pct.*</b>	Sept. 22, 2013	at Ten.	P.Rivers	83.3
<b>Passing Yards</b>	Sept. 17, 1989	vs. Hou.	J.McMahon	389
<b>Passing TDs</b>	Dec. 17, 1978	at Hou.	D.Fouts	4
<b>Passer Rating*</b>	Oct. 3, 2004	vs. Ten.	D.Brees	149.2
<b>Rushing Yards</b>	Nov. 6, 2016	vs. Ten.	M.Gordon	196
<b>Rushing TDs</b>	Sept. 16, 1984	vs. Hou.	E.Jackson	4
<b>Receptions</b>	Dec. 6, 1987	at Hou.	W.Chandler	10
<b>Receiving Yards</b>	Sept. 21, 1968	vs. Hou.	L.Alworth	183
<b>Receiving TDs</b>	Sept. 16, 2012	vs. Ten.	D.Rosario	3
<b>Scrim. Yards</b>	Nov. 6, 2016	vs. Ten.	M.Gordon	261
<b>Scrim. TDs</b>	Sept. 16, 2012	vs. Ten.	D.Rosario	3
<b>Tackles</b>	Sept. 17, 2023	at Ten.	D.James Jr.	11
<b>Sacks</b>	Sept. 17, 2023	at Ten.	J.Bosa	2.0
<b>Interceptions</b>	Sept. 24, 1961	vs. Hou.	C.McNeil	3
<b>FGs Made</b>	Sept. 19, 1993	vs. Hou.	J.Carney	6
<b>Net Punt Avg.**</b>	Oct. 31, 2010	vs. Ten.	M.Scifres	56.0

\*Min. 20 Pass Attempts

\*\*Min. Three (3) Punts

## ALL-TIME GAMES AGAINST TITANS

Date	Opponent	Result	Venue
Sept. 18, 1960	at Houston	L, 38-28	Jeppesen Stadium
Nov. 13, 1960	vs. Houston	W, 24-21	L.A. Memorial Coliseum
Jan. 1, 1961	at Houston*	L, 24-16	Jeppesen Stadium
Sept. 24, 1961	vs. Houston	W, 34-24	Balboa Stadium
Dec. 3, 1961	at Houston	L, 33-13	Jeppesen Stadium
Dec. 24, 1961	vs. Houston*	L, 10-3	Balboa Stadium
Sept. 23, 1962	vs. Houston	L, 42-17	Balboa Stadium
Nov. 25, 1962	at Houston	L, 33-27	Jeppesen Stadium
Dec. 1, 1963	vs. Houston	W, 27-0	Balboa Stadium
Dec. 15, 1963	at Houston	W, 20-14	Jeppesen Stadium
Sept. 12, 1964	vs. Houston	W, 27-21	Balboa Stadium
Oct. 25, 1964	at Houston	W, 20-17	Jeppesen Stadium
Oct. 3, 1965	vs. Houston	W, 31-14	Balboa Stadium
Dec. 12, 1965	at Houston	W, 37-26	Rice Stadium
Dec. 4, 1966	at Houston	W, 28-22	Rice Stadium
Sept. 24, 1967	vs. Houston	W, 13-3	San Diego Stadium
Dec. 16, 1967	at Houston	L, 24-17	Rice Stadium
Sept. 21, 1968	vs. Houston	W, 30-14	San Diego Stadium
Nov. 27, 1969	at Houston	W, 21-17	Houston Astrodome
Oct. 25, 1970	vs. Houston^	T, 31-31	San Diego Stadium
Dec. 19, 1971	at Houston	L, 49-33	Houston Astrodome
Nov. 26, 1972	vs. Houston	W, 34-20	San Diego Stadium
Sept. 15, 1974	at Houston	L, 21-14	Houston Astrodome
Sept. 28, 1975	at Houston	L, 33-17	Houston Astrodome
Oct. 17, 1976	vs. Houston	W, 30-27	San Diego Stadium
Dec. 17, 1978	at Houston	W, 45-24	Houston Astrodome
Dec. 29, 1979	vs. Houston***	L, 17-14	San Diego Stadium
Sept. 16, 1984	vs. Houston	W, 31-14	Jack Murphy Stadium
Nov. 24, 1985	at Houston	L, 37-35	Houston Astrodome
Dec. 7, 1986	vs. Houston	W, 27-0	Jack Murphy Stadium
Dec. 6, 1987	at Houston	L, 33-18	Houston Astrodome
Sept. 17, 1989	vs. Houston	L, 34-27	Jack Murphy Stadium
Sept. 30, 1990	vs. Houston	L, 17-7	Jack Murphy Stadium
Sept. 27, 1992	at Houston	L, 27-0	Houston Astrodome
Sept. 19, 1993	vs. Houston	W, 18-17	Jack Murphy Stadium
Sept. 13, 1998	at Tennessee	W, 13-7	Vanderbilt Stadium
Oct. 3, 2004	vs. Tennessee	W, 38-17	Qualcomm Stadium
Sept. 17, 2006	vs. Tennessee	W, 40-7	Qualcomm Stadium
Dec. 9, 2007	at Tennessee	W, 23-17 (OT)	LP Field
Jan. 6, 2008	vs. Tennessee**	W, 17-6	Qualcomm Stadium
Dec. 25, 2009	at Tennessee	W, 42-17	LP Field
Oct. 31, 2010	vs. Tennessee	W, 33-25	Qualcomm Stadium
Sept. 16, 2012	vs. Tennessee	W, 38-10	Qualcomm Stadium
Sept. 22, 2013	at Tennessee	L, 20-17	LP Field
Nov. 6, 2016	vs. Tennessee	W, 43-35	Qualcomm Stadium
Oct. 21, 2018	vs. Tennessee	W, 20-19	Wembley Stadium
Oct. 20, 2019	at Tennessee	L, 23-20	Nissan Stadium
Dec. 18, 2022	vs. Tennessee	W, 17-14	SoFi Stadium
Sept 17, 2023	at Tennessee	L, 27-24	Nissan Stadium

**Known as Houston Oilers (1960-96) and Tennessee Oilers (1997-98)**

^Ties were not counted in winning percentage until the 1972 season.  
Ties prior to 1972 are not calculated into the series winning percentage.

\*AFL Championship

\*\*AFC Wild Card

\*\*\*AFC Divisional



# THE MATCHUP

## AT THE HELM



### JIM HARBAUGH

#### Chargers Head Coach

Overall Record: 51-25-1 (.669)  
 Reg. Season Record: 46-22-1 (.684)  
 Postseason Record: 10-7 (.588)  
 Record vs. NO: 3-4 (.428)  
 Home Record (Reg.): 24-9-1 (.721)

Hometown: Toledo, Oh.  
 College: Michigan '87

Harbaugh brings with him a winning culture, posting a 144-52 record as a collegiate head coach and a 49-22-1 record as an NFL head coach. In four years, he led the San Francisco 49ers to three-straight NFC Championship Games, including an appearance in Super Bowl XLVII.

With a keen eye for talent and an ability to develop players, Harbaugh coached nine eventual first-round selections over his nine-season tenure at Michigan (2015-23). Over the course of his four seasons (2011-14) with San Francisco, Harbaugh coached 17 players to a combined 30 Pro Bowl selections — the second-most Pro Bowlers in the NFL in that time. Eight of those players were also recognized as first-team All-Pro selections from *The Associated Press*, including linebackers Patrick Willis (twice) and NaVorro Bowman (three times).

Prior to being a head coach in the NFL, Harbaugh spent four years at the helm at Stanford University (2007-10) and three at the University of San Diego (2004-06). He turned around a Stanford program that went 1-11 in 2006 and led the Cardinal to 29 wins over his four seasons in Palo Alto, Calif., including a 12-win season that culminated in an Orange Bowl victory in 2010. Harbaugh broke into the head coaching ranks at San Diego, leading the Toreros to a 29-6 record in three years.

Harbaugh played quarterback at the University of Michigan, finishing his career as one of the most efficient passers in college football history. He posted a 21-3-1 record as a starter for the Wolverines, earning first-team All-American honors and finishing third in voting for the Heisman Trophy in 1986. Harbaugh paced the nation in 1985 in passing efficiency rating, while his career passing efficiency rating ranked as the best in NCAA history for more than 12 years following his time at Michigan.



### BRIAN CALLAHAN

#### Titans Head Coach

Overall Record: 2-6 (.250)  
 Reg. Season Record: 2-6 (.250)  
 Postseason Record: 0-0 (.000)  
 Record vs. LAC: 0-0 (.000)  
 Away Record (Reg.): 1-3 (.250)

Hometown: Concord, Calif.  
 College: UCLA ('06, '08)

Brian Callahan was hired by the Titans as the 20th head coach in franchise history on Jan. 24, 2024.

Callahan arrived in Tennessee with 18 total years of coaching experience and 14 years of NFL coaching experience, including the previous five seasons (2019-23) as the offensive coordinator for the Cincinnati Bengals.

During his time in Cincinnati, Callahan served under head coach Zac Taylor and was part of two AFC North titles, two AFC Championship appearances and a Super Bowl berth. He also helped guide quarterback Joe Burrow from the No. 1 overall draft pick in 2020 to multiple single-season franchise records by his second year and Pro Bowl honors within three years.

As a former walk-on quarterback at UCLA, he appeared in 13 games as a holder on PATs. He earned a bachelor's degree in sociology in 2006 and added a master's in education in 2008.

Born in Champaign, Ill., Callahan attended De La Salle High School in Concord, Calif., where he was a part of the school's national-record 151-game winning streak and a No. 1 national ranking.

He and his wife, Allyson, have a son, Ronan, and a daughter, Norah. He is the son of longtime NFL coach Bill Callahan, the current offensive line coach with the Titans.

## 2024 REGULAR SEASON TEAM RANKINGS

5-3  
 2nd (AFC West)

2-6  
 3rd (AFC South)

### OFFENSE (NFL RANK)

19.9 (24th) . . . . . Points Per Game . . . . . 17.5 (27th)  
 315.0 (T-22nd) . . . . . Net Yds. Per Game . . . . . 29.4 (27th)  
 114.5 (20th) . . . . . Net Rushing Yds. Per Game . . . . . 125.6 (12th)  
 200.5 (21st) . . . . . Net Passing Yds. Per Game . . . . . 170.8 (31st)  
 7.13 (11th) . . . . . Scrimmage Yds. Per Play . . . . . 5.40 (30th)  
 1/0 . . . . . Opp. Interceptions/Return Yds. . . . . 11/128  
 24/141 . . . . . Sacks Allowed/Yds. . . . . 21/139  
 11/3 . . . . . Fumbles/Lost . . . . . 14/6  
 39.82% (11th) . . . . . Third Down Pct. . . . . 36.27% (28th)  
 52.63% (22nd) . . . . . Red Zone TD Pct. . . . . 52.00% (24th)  
 31:16 (11th) . . . . . Time of Possession Avg. . . . . 32:35 (4th)  
 4 (T-2nd) . . . . . Giveaways . . . . . 17 (31st)

### DEFENSE (NFL RANK)

12.6 (1st) . . . . . Points Per Game . . . . . 27.0 (27th)  
 303.8 (8th) . . . . . Net Yds. Per Game . . . . . 269.1 (1st)  
 107.9 (8th) . . . . . Net Rushing Yds. Per Game . . . . . 113.4 (11th)  
 195.9 (11th) . . . . . Net Passing Yds. Per Game . . . . . 155.8 (1st)  
 5.87 (5th) . . . . . Scrimmage Yds. Per Play . . . . . 5.39 (1st)  
 9/83 . . . . . Interceptions/ Return Yds. . . . . 3/49  
 24/141 . . . . . Sacks/Yds. . . . . 18/133  
 6/4 . . . . . Opp. Fumbles/Lost . . . . . 9-3  
 32.71% (5th) . . . . . Third Down Pct. . . . . 31.25% (2nd)  
 40.00% (2nd) . . . . . Red Zone TD Pct. . . . . 65.22% (26th)  
 13 (T-10th) . . . . . Takeaways . . . . . 6 (T-27th)

**+9 (4th) . . . . . TURNOVER MARGIN . . . . . -11 (31st)**

### SPECIAL TEAMS (NFL RANK)

48.5 (14th) . . . . . Punts-Avg. Yds. (Gross) . . . . . 48.1 (15th)  
 43.1 (10th) . . . . . Punts-Avg. Yds. (Net) . . . . . 32.3 (32nd)  
 14.7 (6th) . . . . . Punt Returns-Avg. Per. . . . . 8.1 (24th)  
 9.2 (16th) . . . . . Punt Returns-Avg. Per Allowed. . . . . 19.4 (32nd)  
 23.7 (T-28th) . . . . . Kickoff Returns-Avg. Per . . . . . 25.9 (19th)  
 27.6 (19th) . . . . . Kickoff Returns-Avg. Per Allowed. . . . . 35.7 (31st)  
 17/19 (8th) . . . . . Field Goals Made/Attempted. . . . . 11/11(T-27th)

### PENALTIES (NFL RANK)

43/331 (4th) . . . . . Penalties Against/Yds. . . . . 60/471 (23rd)

# THE MATCHUP

## WITHIN STRIKING DISTANCE

### OLB Joey Bosa

- Needs 1.0 sacks to reach 70.0 for his career and rank No. 2 in team history.
- Needs a strip sack to be the first player to reach 10 since the beginning of the 2021 season.

### WR Derius Davis

- Needs a kickoff return for a touchdown to be the first player to return both a punt and a kickoff for a score in the last four seasons.

### WR DJ Chark Jr.

- Sunday would mark career game played No. 70.

### TE Will Dissly

- Needs seven receptions to reach 35 on the year and set a new career high.

### RB J.K. Dobbins

- Needs a 100-yard rushing performance to record three on the season, matching his career high 100-yard rushing games in a single season.
- Needs 186 rushing yards to reach 806 on the year and set a single-season career high.
- Needs 199 yards from scrimmage to reach 926 on the year and set a single-season career high.
- Needs four rushing touchdowns to reach 10 on the year and set a single-season career high.

### OLB Bud Dupree

- With a start on Sunday, would reach 100 career starts.

### DL Poona Ford

- Needs an interception to be the second interior defensive lineman with multiple picks in a season over the last 10 years.

### QB Justin Herbert

- Needs just two completions to pass QB Derek Carr (1,759) and set the record for the most completions (1,760) by a player through their first five pro seasons.
- Needs 52 passing yards to be just the fifth player in NFL history to eclipse 19,000 passing yards within the first five seasons of a career.
- Needs six passing touchdowns to be just the sixth player in NFL history with 130 or more passing scores within the first five seasons of a career.
- Needs a 300-yard performance for the 27th of his career to pass Hall of Fame QB Dan Marino and QB Andrew Luck and tie QB Jameis Winston for the third-most by any player through their first five pro seasons.

### S Derwin James Jr.

- Needs 3.5 sacks and two interceptions to be the second defensive back since at least 2000 to have 500 tackles, 15.0 sacks and 10 interceptions within their first seven pro seasons.

### WR Quentin Johnston

- Needs 150 receiving yards to reach 432 on the year and set a single-season career-high.

### OLB Khalil Mack

- Sunday would mark career game played No. 160.
- Needs 2.0 sacks to reach 108.0 and surpass Miami DT Calais Campbell for the third-most among active NFL players.
- Needs 4.0 sacks to reach 110.0 for his career and be just the third active player to eclipse that mark.

### WR Ladd McConkey

- Needs seven receptions to set the franchise record for the most catches by any Charger in their first nine career games (WR Keenan Allen, 41 receptions).

### DL Teair Tart

- Needs an interception to be the second interior defensive lineman with multiple picks in a season over the last 10 years.

### OLB Tuli Tuipulotu

- Needs 1.5 sacks to reach 5.0 on the year and set a single-season career high.

## 2024 INDIVIDUAL LEADERS



5-3  
2nd (AFC West)

2-6  
3rd (AFC South)

### PASSING YARDS

Herbert . . . . .	1,725	Rudolph . . . . .	806
Heinicke . . . . .	24	Levis . . . . .	699

### RUSHING YARDS

Dobbins . . . . .	620	Pollard . . . . .	622
Edwards . . . . .	113	Spears . . . . .	114
Herbert . . . . .	85	Levis . . . . .	106

### RECEIVING YARDS

McConkey . . . . .	440	Ridley . . . . .	399
Palmer . . . . .	306	Boyd . . . . .	184
Johnston . . . . .	282	Hopkins* . . . . .	173
Dissly . . . . .	242	Okonkwo . . . . .	159

### POINTS SCORED

Dicker . . . . .	63	Folk . . . . .	18
Dobbins . . . . .	36	Ridley . . . . .	12
Johnston/McConkey . . . . .	24	Vannett . . . . .	12

### INTERCEPTIONS

Molden . . . . .	3	Hooker . . . . .	3
Fulton . . . . .	1		
Five tied . . . . .	1		

### SACKS

Mack . . . . .	4.5	Landry . . . . .	5.0
Fox . . . . .	3.5	Key . . . . .	4.0
Tuipulotu . . . . .	3.5	Simmons . . . . .	3.0

### TACKLES (SOLO)

Henley . . . . .	64 (42)	Murray Jr. . . . .	53 (32)
Perryman . . . . .	47 (34)	Jones . . . . .	44 (29)
James Jr. . . . .	45 (29)	Diggs . . . . .	42 (35)
Gilman . . . . .	38 (24)	Hooker . . . . .	39 (26)

### KICKOFF RETURNS (AVG.)

Davis . . . . .	4 (21.3)	Jackson . . . . .	14 (26.6)
-----------------	----------	-------------------	-----------

### PUNT RETURNS (AVG.); FC

Davis . . . . .	7 (17.0); 12	Jackson . . . . .	22 (8.1); 3
-----------------	--------------	-------------------	-------------

### FIELD GOALS

Dicker . . . . .	17-19 (89.5%)	Folk . . . . .	11-11 (100%)
------------------	---------------	----------------	--------------

### PUNTS (GROSS/NET AVG.)


Scott . . . . .	42 (48.5/43.1)	Stonehouse . . . . .	39 (50.6/33.9)
-----------------	----------------	----------------------	----------------


\*Player no longer with team.

# CHARGERS-TITANS CONNECTIONS

## COLLEGE CONNECTIONS


	LAC	Jim Harbaugh	2015-23
	LAC	Jesse Minter	2022-23
	LAC	Rick Minter	2022-23
	LAC	Ben Rabe	2019-23
	LAC	Dylan Roney	2021-23
	LAC	Mike Elston	2022-23
	LAC	Steve Clinkscale	2021-23
	LAC	Devin Woodhouse	2023
	LAC	Lincoln DeWolf	2023
	LAC	Ben Herbert	2018-23
LAC	LB Junior Colson	2021-23	
LAC	RB Hassan Haskins	2018-21	
TEN	OLB Jaylen Harrell	2020-23	

	LAC	Jim Harbaugh	2007-10
	LAC	Greg Roman	2009-10
	LAC	T Foster Sarell	2017-20
	LAC	WR Simi Fehoko	2018-20
	TEN	Nick Holz	2008-11
	TEN	Steve Donatell	2019-21


	LAC	C Bradley Bozeman	2013-17
	LAC	P JK Scott	2014-17
	LAC	DL Justin Eboigbe	2019-23
	TEN	WR Calvin Ridley	2015-17
	TEN	T JC Latham	2021-23

	LAC	CB Kristian Fulton	2016-19
	LAC	WR DJ Chark Jr.	2014-18
	LAC	Jeff Carpenter	2021
	TEN	OLB Ali Gaye	2020-22
	TEN	OLB Arden Key	2015-17


	LAC	S AJ Finley	2019-22
	TEN	LB Otis Reese IV	2020-22

	LAC	CB Tarheeb Still	2020-23
	TEN	TE Chig Okonkwo	2018-21

	LAC	T Rashawn Slater	2017-20
	TEN	OL Peter Skoronski	2020-22

	LAC	RB J.K. Dobbins	2017-19
	LAC	OLB Joey Bosa	2013-15
	TEN	TE Nick Vannett	2011-15
	TEN	LB Jerome Baker	2015-17
	TEN	OL Nicholas Petit-Frere	2018-21

	LAC	Jeff Carpenter	2011-14, 2018
	TEN	Brian Bell	2012-13
	TEN	QB Will Levis	2018-20

	LAC	Robert Muschamp	2019-20
	LAC	WR Joshua Palmer	2017-20
	TEN	Tracy Rocker	2017-19

	LAC	K Cameron Dicker	2018-21
	LAC	DL Poona Ford	2014-17
	TEN	S Quandre Diggs	2011-14
	TEN	DL Keondre Coburn	2018-22
	TEN	NT T'Vondre Sweat	2019-23

	LAC	Jesse Minter	2021
	TEN	CB Gabe Jeudy-Lally	2019-21

Underlined indicates coaching or administrative roles.

## NOTEWORTHY BONDS

Los Angeles Head Coach Jim Harbaugh led Titans OLB Jaylen Harrell and the Michigan Wolverines to victory in the 2023 College Football National Championship Game. Chargers RB Hassan Haskins (2018-21) and LB Junior Colson (2021-23) were also teammates with Harrell (2020-23) at Michigan.

Chargers Head Coach Jim Harbaugh (2007-10) and Offensive Coordinator Greg Roman (2009-10) were on the same coaching staff as Tennessee Offensive Coordinator Nick Holz (2008-11) when Harbaugh was Head Coach at Stanford.

Chargers Head Coach Jim Harbaugh and Senior Offensive Assistant Marc Trestman were on Titans Offensive Line Coach Bill Callahan's staff when Callahan was Head Coach of the Raiders from 2002-03. Titans Running Backs Coach Randy Jordan overlapped with Harbaugh and Trestman at the Raiders as a player (2002) and as a coach (2003).

Los Angeles CB Kristian Fulton (2020-23), DB Elijah Molden (2021-23), RB Hassan Haskins (2022-23), OLB Bud Dupree (2021-22) and DL Teair Tart (2020-23) each spent time with the Titans in their careers.

Titans DE Sebastian Joseph-Day (2022-23), RB Joshua Kelley (2020-23), LB Kenneth Murray Jr. (2020-23) and TE Nick Vannett (2023) played for the Chargers earlier in their careers. Tennessee Defensive Pass Game Coordinator/Cornerbacks Coach Chris Harris was a defensive coach with the Chargers from 2016-19.

Titans Head Coach Brian Callahan (2002-05) and RB Joshua Kelley (2017-19) played at UCLA. Kelley was born in Inglewood, Calif. and was raised in Lancaster, Calif.

Tennessee K Nick Folk is from Sherman Oaks, Calif. and P Ryan Stonehouse is from La Verne, Calif. and attended Mater Dei High School in Santa Ana, Calif.

## PRO CONNECTIONS

General Manager Joe Hortiz (1998-23)  
 Defensive Coordinator Jesse Minter (2017-20)  
 RGC/TEs Coach Andy Bischoff (2015-20)  
 OL Coach Mike Devlin (2022-23)  
 Offensive Coordinator Greg Roman (2006-07, 2017-22)  
 Sr. Offensive Assistant Marc Trestman (2015-16)  
 S Tony Jefferson (2017-19)  
 TE Hayden Hurst (2018-19)  
 C Bradley Bozeman (2018-21)  
 RB J.K. Dobbins (2020-23)  
 C Sam Mustipher (2023)



ST Assistant Anthony Levine Sr. (2012-21, 2022)  
 Defensive Quality Control Lori Locust (2018)  
 Dir. of Sports Performance Zac Woodfin (2005-06)  
 LS Morgan Cox (2010-20)

TE Hayden Hurst (2022)



Head Coach Brian Callahan (2019-23)  
 ST Coordinator Colt Anderson (2020-23)  
 WR Tyler Boyd (2016-23)

Head Coach Jim Harbaugh (2002-03)  
 Sr. Offensive Assistant Marc Trestman (2001-03)  
 WRs Coach Sanjay Lal (2007-11)  
 LBs Coach NaVorro Bowman (2017)  
 OLB Khalil Mack (2014-17)  
 LB Denzel Perryman (2021-22)



OL Coach Bill Callahan (1998-03)  
 RBs Coach Randy Jordan (1993, 1998-02, 2003)  
 Assistant to Head Coach Tom Jones (2009-23)  
 QBs Coach Bo Hardegree (2022-23)  
 Offensive Coordinator Nick Holz (2012-21)

DL Morgan Fox (2016-20)



LBs Coach Frank Bush (2013-16)  
 Defensive Coordinator Dennard Wilson (2012-16)  
 DE Sebastian Joseph-Day (2019-21)

RGC/TEs Coach Andy Bischoff (2022-23)



TE Nick Vannett (2022)

OLB Bud Dupree (2015-20)



QB Mason Rudolph (2019-23)  
 TE Nick Vannett (2019)

Assistant DL Coach Will Tukuafu (2014-17)  
 WRs Coach Sanjay Lal (2020, 2022-23)  
 TE Will Dissly (2018-23)  
 DL Poona Ford (2018-22)



TE Nick Vannett (2016-19)  
 S Quandre Diggs (2019-23)

*Italicized indicates coaches who were players at the time.*



# ASSISTANT COACHES



**RYAN FICKEN**

**SPECIAL TEAMS COORDINATOR**

18TH NFL SEASON | 3RD SEASON WITH CHARGERS



**GREG ROMAN**

**OFFENSIVE COORDINATOR**

26TH NFL SEASON | 1ST SEASON WITH CHARGERS



**NAVORRO BOWMAN**

**LINEBACKERS**

9TH NFL SEASON | 1ST SEASON WITH CHARGERS



**JEFF CARPENTER**

**OFFENSIVE QUALITY CONTROL/WIDE RECEIVERS**

1ST NFL SEASON | 1ST SEASON WITH CHARGERS



**SHANE DAY**

**QUARTERBACKS**

16TH NFL SEASON | 3RD SEASON WITH CHARGERS



**MIKE ELSTON**

**DEFENSIVE LINE**

1ST NFL SEASON | 1ST SEASON WITH CHARGERS



**CHRIS GOULD**

**ASSISTANT SPECIAL TEAMS**

10TH NFL SEASON | 3RD SEASON WITH CHARGERS



**MIKE HIESTAND**

**DEFENSIVE ASSISTANT**

6TH NFL SEASON | 3RD SEASON WITH CHARGERS



**KIEL McDONALD**

**RUNNING BACKS**

1ST NFL SEASON | 1ST SEASON WITH CHARGERS



**ROBERT MUSCHAMP**

**DEFENSIVE QUALITY CONTROL**

2ND NFL SEASON | 2ND SEASON WITH CHARGERS



**DYLAN RONEY**

**DEFENSIVE ASSISTANT**

1ST NFL SEASON | 1ST SEASON WITH CHARGERS



**MARC TRESTMAN**

**SENIOR OFFENSIVE ASSISTANT**


25TH NFL SEASON | 1ST SEASON WITH CHARGERS



**JESSE MINTER**

**DEFENSIVE COORDINATOR**

5TH NFL SEASON | 1ST SEASON WITH CHARGERS



**ANDY BISCHOFF**

**RUN GAME COORDINATOR/TIGHT ENDS**


12TH NFL SEASON | 1ST SEASON WITH CHARGERS



**MARCUS BRADY**

**PASSING GAME COORDINATOR**


7TH NFL SEASON | 1ST SEASON WITH CHARGERS



**STEVE CLINKSCALE**

**DEFENSIVE BACKS**

1ST NFL SEASON | 1ST SEASON WITH CHARGERS



**MIKE DEVLIN**

**OFFENSIVE LINE**


29TH NFL SEASON | 1ST SEASON WITH CHARGERS



**JONATHAN GOODWIN**

**OFFENSIVE ASSISTANT/QUARTERBACKS**

14TH NFL SEASON | 1ST SEASON WITH CHARGERS



**NICK HARDWICK**

**ASSISTANT OFFENSIVE LINE**

12TH NFL SEASON | 12TH SEASON WITH CHARGERS



**SANJAY LAL**

**WIDE RECEIVERS**

18TH NFL SEASON | 1ST SEASON WITH CHARGERS



**RICK MINTER**

**SENIOR DEFENSIVE ANALYST**


4TH NFL SEASON | 1ST SEASON WITH CHARGERS



**CHRIS O'LEARY**

**SAFETIES**

1ST NFL SEASON | 1ST SEASON WITH CHARGERS



**PHIL SERCHIA**

**OFFENSIVE ASSISTANT**

2ND NFL SEASON | 2ND SEASON WITH CHARGERS



**WILL TUKUAFU**

**ASSISTANT DEFENSIVE LINE**

4TH NFL SEASON | 1ST SEASON WITH CHARGERS



# TEAM NOTES

## WELCOME TO L.A.



24 players on Los Angeles' active roster are new this season.

### HOW NEW CHARGERS WERE ACQUIRED

How Acquired	New Players
Draft Selections	7
Undrafted Free Agents/IPP	0
Veteran Free Agents	14
Practice Squad Signings	0
Trades	2
Waiver Claims	1
<b>Totals</b>	<b>24</b>

### NEW CHARGERS ON THE ACTIVE ROSTER

Pos.	Player	Exp.	How Acq.
T	Joe Alt	R	Draft Selection (1-5)
CB	Dicaprio Bootle	2	Free Agent
C	Bradley Bozeman	7	Free Agent
WR	DJ Chark Jr.	7	Free Agent
LB	Junior Colson	R	Draft Selection (3-69)
TE	Will Dissly	7	Free Agent
RB	J.K. Dobbins	5	UFA (Baltimore)
OLB	Bud Dupree	10	Free Agent
LB	Troy Dye	5	UFA (Minnesota)
DL	Justin Eboigbe	R	Draft Selection (4-105)
DL	Poona Ford	7	UFA (Buffalo)
CB	Kristian Fulton	5	UFA (Tennessee)
CB	Cam Hart	R	Draft Selection (5-140)
RB	Hassan Haskins	3	Waivers (Tennessee)
QB	Taylor Heinicke	7	Trade (Atlanta)
TE	Hayden Hurst	7	Free Agent
C	Sam Mustipher	5	Free Agent
WR	Ladd McConkey	R	Draft Selection (2-34)
DB	Elijah Molden	4	Trade (Tennessee)
LB	Denzel Perryman	10	UFA (Houston)
CB	Tarheeb Still	R	Draft Selection (5-137)
DL	Teair Tart	5	Free Agent
TE	Eric Tomlinson	8	Free Agent
RB	Kimani Vidal	R	Draft Selection (6-181)

## COACH LOCATIONS

For the 2024 season, 16 members of the Chargers coaching staff will be down on the sideline while nine others will be up in the booth. The location of each coach can be seen below:

### CHARGERS COACHES DOWN ON THE SIDELINE (16)

Name	Position
Jim Harbaugh	Head Coach
Ryan Ficken	Special Teams Coordinator
Jesse Minter	Defensive Coordinator
Andy Bischoff	Run Game Coordinator/Tight Ends
NaVorro Bowman	Linebackers
Marcus Brady	Passing Game Coordinator
Steve Clinkscale	Defensive Backs
Shane Day	Quarterbacks
Mike Devlin	Offensive Line
Mike Elston	Defensive Line
Jonathan Goodwin	Offensive Assistant/Quarterbacks
Chris Gould	Assistant Special Teams
Nick Hardwick	Assistant Offensive Line
Sanjay Lal	Wide Receivers
Kiel McDonald	Running Backs
Dylan Roney	Defensive Assistant

### CHARGERS COACHES UP IN THE BOOTH (9)

Name	Position
Greg Roman	Offensive Coordinator
Jeff Carpenter	Offensive Quality Control/Wide Receivers
Mike Hiestand	Defensive Assistant
Rick Minter	Senior Defensive Analyst
Robert Muschamp	Defensive Quality Control
Chris O'Leary	Safeties
Phil Serchia	Offensive Assistant
Marc Trestman	Senior Offensive Assistant
Will Tukuafu	Assistant Defensive Line

# TEAM NOTES

## WINNING THE TAKEAWAY BATTLE

The Chargers have recorded 13 takeaways and four giveaways this season, a plus-nine turnover differential that is good for the fourth-best in the NFL in 2024.

Los Angeles' offense protects the football as well as any team in the NFL, as the four giveaways by the Bolts are tied for the second-fewest in the league.

### TURNOVER DIFFERENTIAL, NFL, 2024

Rank	Team	TA	GA	Diff.
1.	Buffalo Bills	15	4	+11
	Detroit Lions	16	5	+11
3.	Pittsburgh Steelers	15	5	+10
<b>4.</b>	<b>Los Angeles Chargers</b>	<b>13</b>	<b>4</b>	<b>+9</b>
5.	Chicago Bears	15	8	+7

### GIVEAWAYS LEADERS, NFL, 2024

Rank	Team	Giveaways
1.	Washington Commanders	3
<b>2.</b>	<b>Los Angeles Chargers</b>	<b>4</b>
	Buffalo Bills	4
4.	Pittsburgh Steelers	5
	Detroit Lions	5

## FORCING THREE-AND-OUTS

The Los Angeles defense has forced the offense into a three-and-out on 25 of the team's 90 defensive drives (27.8 pct.). It's the fourth highest defensive three-and-out rate in the AFC and ranks No. 5 in the NFL in 2024.

### DEFENSIVE THREE-AND-OUT PERCENTAGE, NFL, 2024

Rank	Team	Percentage
1.	Seattle Seahawks	29.9
2.	Miami Dolphins	28.7
3.	Pittsburgh Steelers	28.2
4.	Tennessee Titans	28.1
<b>5.</b>	<b>Los Angeles Chargers</b>	<b>27.8</b>
6.	New York Jets	26.0

## KEEPING OPPONENTS OFF THE BOARD

The Bolts defense has the best defensive scoring efficiency in the NFL, allowing scores on 22.2 percent of drives this season.

### DEFENSIVE SCORING EFFICIENCY, NFL, 2024

Rank	Team	Drives	Scoring Drives	Sc. Eff.
<b>1.</b>	<b>L.A. Chargers</b>	<b>90</b>	<b>20</b>	<b>22.2</b>
2.	Minnesota	90	24	26.7
3.	Pittsburgh	85	24	28.2
4.	Denver	104	31	29.8
5.	Detroit	88	28	31.8

## A TOP DEFENSE

The Chargers rank No. 1 in the NFL in scoring defense in 2024, allowing just 12.6 points per game so far this season.

Los Angeles' defense is also among the best in other major categories, ranking eighth in total defense (303.8), eighth in rushing defense (107.9) and 11th in passing defense (195.9).

### POINTS ALLOWED PER GAME, NFL, 2024

Rank	Team	Points Allowed/Game
<b>1.</b>	<b>Los Angeles Chargers</b>	<b>12.6</b>
2.	Pittsburgh Steelers	14.9
3.	Denver Broncos	17.9
4.	Kansas City Chiefs	18.4
5.	Chicago Bears	18.5
	Detroit Lions	18.5

### TOTAL NET YARDS ALLOWED PER GAME, NFL, 2024

Rank	Team	Total Net Yards/Game
1.	Tennessee Titans	269.1
2.	Houston Texans	281.7
3.	Philadelphia Eagles	290.1
4.	New York Jets	290.8
5.	Kansas City Chiefs	293.9
6.	Denver Broncos	295.2
7.	Miami Dolphins	303.1
<b>8.</b>	<b>Los Angeles Chargers</b>	<b>303.8</b>
9.	Pittsburgh Steelers	310.3
10.	San Francisco 49ers	314.8

### RUSHING YARDS ALLOWED PER GAME, NFL, 2024

Rank	Team	Rushing Yards/Game
1.	Baltimore Ravens	75.7
2.	Minnesota Vikings	81.9
3.	Kansas City Chiefs	83.9
4.	Pittsburgh Steelers	90.5
5.	Philadelphia Eagles	101.1
6.	San Francisco 49ers	105.8
7.	Detroit Lions	106.4
<b>8.</b>	<b>Los Angeles Chargers</b>	<b>107.9</b>
9.	Denver Broncos	108.7
10.	Green Bay Packers	113.0

### NET PASSING YARDS ALLOWED PER GAME, NFL, 2024

Rank	Team	Net Passing Yards/Game
1.	Tennessee Titans	155.8
2.	New York Jets	158.2
3.	Houston Texans	167.4
4.	Miami Dolphins	183.1
5.	Washington Commanders	183.3
6.	Denver Broncos	186.6
7.	Philadelphia Eagles	189.0
8.	Chicago Bears	191.3
9.	New York Giants	191.6
10.	Las Vegas Raiders	195.1
<b>11.</b>	<b>Los Angeles Chargers</b>	<b>195.9</b>
12.	Cleveland Browns	205.7

# JUSTIN HERBERT

## THE LAW OF AVERAGES

Justin Herbert ranks No. 5 in NFL history averaging 270.7 passing yards per game among players with at least 1,000 attempts. Meanwhile, Herbert's 1.6 career interception percentage ranks No. 3 in NFL history and his 96.2 passer rating ranks 16th all-time (min. 1,000 attempts).

### PASSING YARDS PER GAME, MIN. 1,000 ATT., NFL HISTORY

Rank	Team/s	Player	Passing Yards/Game
1.	K.C.	QB Patrick Mahomes	292.0
2.	S.D./N.O.	QB Drew Brees	280.0
3.	Ind.	QB Andrew Luck	275.2
4.	Det./LAR	QB Matthew Stafford	271.1
5.	LAC	QB Justin Herbert	270.7
6.	Ind./Den.	QB Peyton Manning	270.5
7.	Atl./Ind.	QB Matt Ryan	268.3

## HERBERT AS A PRO

Since entering the NFL, Justin Herbert ranks inside the NFL's top five in completions, passing yards, passing touchdowns and combined touchdowns. His 26 games with 300-plus passing yards rank tied for No. 2 in the NFL since 2020.

### PASSING COMPLETIONS, NFL, SINCE 2020

Rank	Team/s	Player	Completions
1.	K.C.	QB Patrick Mahomes	1,850
2.	LAC	QB Justin Herbert	1,758
3.	Buf.	QB Josh Allen	1,717
4.	LAR/Det.	QB Jared Goff	1,649
5.	Min./Atl.	QB Kirk Cousins	1,565

### PASSING YARDS, NFL, SINCE 2020

Rank	Team/s	Player	Passing Yards
1.	K.C.	QB Patrick Mahomes	20,954
2.	Buf.	QB Josh Allen	19,541
3.	LAC	QB Justin Herbert	18,948
4.	LAR/Det.	QB Jared Goff	18,050
5.	Min./Atl.	QB Kirk Cousins	17,692

### PASSING TOUCHDOWNS, NFL, SINCE 2020

Rank	Team/s	Player	Passing Touchdowns
1.	Buf.	QB Josh Allen	154
	K.C.	QB Patrick Mahomes	154
3.	Min./Atl.	QB Kirk Cousins	132
4.	G.B./NYJ	QB Aaron Rodgers	126
5.	LAC	QB Justin Herbert	124
6.	Cin.	QB Joe Burrow	117

### COMBINED TOUCHDOWNS, NFL, SINCE 2020

Rank	Team/s	Player	Combined Touchdowns
1.	Buf.	QB Josh Allen	193
2.	K.C.	QB Patrick Mahomes	163
3.	Min./Atl.	QB Kirk Cousins	136
4.	LAC	QB Justin Herbert	135
5.	G.B./NYJ	QB Aaron Rodgers	133

## BIG-TIME PERFORMER

After he set rookie records in 2020 with eight 300-yard games and six three-touchdown performances, Justin Herbert continues to put up big-time performances.

Herbert has topped 300 passing yards 26 times in his career, tied for the fourth-most in a player's first five pro seasons in NFL history.

### MOST GAMES WITH 300-PLUS PASSING YARDS, FIRST FIVE SEASONS, NFL HISTORY

Rank	Team	Player	Games
1.	K.C.	QB Patrick Mahomes	31
2.	StL	QB Kurt Warner*	29
3.	T.B.	QB Jameis Winston	27
4.	LAC	QB Justin Herbert	26
	Mia.	QB Dan Marino*	26
	Ind.	QB Andrew Luck	26
7.	LAR	QB Jared Goff	25

\*Pro Football Hall of Famer

Herbert has thrown for at least three touchdowns in 19 games, tied for No. 5 over a player's first five seasons. He has thrown multiple touchdown passes in 39 career games, tied for the seventh-most by a player through their first five professional seasons.

The fifth-year passer has thrown two or more touchdowns and eclipsed a passer rating of 100 in 29 career games, tied for the second-most by any player through the first five seasons of a career in NFL history.

### MOST GAMES WITH THREE-PLUS TOUCHDOWN PASSES, FIRST FIVE SEASONS, NFL HISTORY

Rank	Team	Player	Games
1.	Mia.	QB Dan Marino*	33
2.	K.C.	QB Patrick Mahomes	28
3.	StL	QB Kurt Warner*	21
4.	Buf.	QB Josh Allen	20
5.	LAC	QB Justin Herbert	19
	Cin.	QB Joe Burrow	19
	Ind.	QB Peyton Manning*	19
8.	Atl.	QB Matt Ryan	18
	Cin.	QB Andy Dalton	18
	Dal.	QB Dak Prescott	18

### MOST GAMES WITH MULTIPLE TOUCHDOWN PASSES, FIRST FIVE SEASONS, NFL HISTORY

Rank	Team	Player	Games
1.	Mia.	QB Dan Marino*	50
	K.C.	QB Patrick Mahomes	46
3.	Buf.	QB Josh Allen	45
	Ind.	QB Andrew Luck	45
5.	Ind.	QB Peyton Manning*	43
6.	Cin.	QB Andy Dalton	40
7.	LAC	QB Justin Herbert	39
	Atl.	QB Matt Ryan	39
9.	Cin.	QB Joe Burrow	38
	S.F.	QB Jeff Garcia	38

\*Pro Football Hall of Famer



# JUSTIN HERBERT

## COMPLETING RECORDS

After setting the rookie completions record in 2020, **Justin Herbert** has completed 1,758 career passes, the second-most in NFL history through a player's first five seasons.

### COMPLETIONS, FIRST FIVE SEASONS, NFL HISTORY

Rank	Team	Player	Completions
1.	Oak.	QB Derek Carr	1,759
<b>2.</b>	<b>LAC</b>	<b>QB Justin Herbert</b>	<b>1,758</b>
3.	Ind.	QB Peyton Manning*	1,749
4.	Atl.	QB Matt Ryan	1,654
5.	Mia.	QB Ryan Tannehill	1,653

\*Pro Football Hall of Famer

Herbert set the all-time records as the fastest player in NFL history to reach 1,000 completions (38th career game) and 1,500 completions (57th career game). The fifth-year passer was recently the fastest to reach 1,700 completions in NFL history (68th career game) and is on pace to break the record for the fewest games to reach 2,000 completions. He also completed the most passes by any player in their first 50 career games in NFL history.

### FEWEST GAMES TO 1,700 COMPLETIONS, NFL HISTORY

Rank	Team/s	Player	Games
<b>1.</b>	<b>LAC</b>	<b>QB Justin Herbert</b>	<b>68</b>
2.	K.C.	QB Patrick Mahomes	69
3.	Det.	QB Matthew Stafford	71
4.	Was./Min.	QB Kirk Cousins	74
5.	Ind.	QB Andrew Luck	75
	Phi./Ind.	QB Carson Wentz	75

### FEWEST GAMES TO 2,000 COMPLETIONS, NFL HISTORY

Rank	Team/s	Player	Games
1.	K.C.	QB Patrick Mahomes	81
2.	Det.	QB Matthew Stafford	83
3.	Ind.	QB Andrew Luck	86
4.	Dal.	QB Dak Prescott	89
	LAR/Det.	QB Jared Goff	89
	Was./Min.	QB Kirk Cousins	89
<b>—</b>	<b>LAC</b>	<b>QB Justin Herbert</b>	<b>70</b>

Herbert completed the second-most passes ever by any player before turning 26 years old and currently has the third-most completions in history by any player before turning 27 years old.

### COMPLETIONS BEFORE TURNING 27 YEARS OLD, NFL HISTORY

Rank	Team/s	Player	Completions
1.	N.E.	QB Drew Bledsoe	1,887
2.	Det.	QB Matthew Stafford	1,848
<b>3.</b>	<b>LAC</b>	<b>QB Justin Herbert</b>	<b>1,758</b>
4.	Ind.	QB Peyton Manning*	1,749
5.	LAR/Det.	QB Jared Goff	1,667
6.	Buf.	QB Josh Allen	1,604
	K.C.	QB Patrick Mahomes	1,604

\*Pro Football Hall of Famer

## CLOSING OUT WINS

**Justin Herbert** has been clutch late in games dating back to his rookie season. In his career, Herbert has engineered 14 game-winning drives in the fourth quarter or overtime, good for the fourth-most since he entered the NFL in 2020.

### JUSTIN HERBERT'S CAREER GAME-WINNING DRIVES

Game	Drive Length	Game-Winning Score
Dec. 13, 2020 vs. Atl.	6 plays, 49 yds (0:31)	Badgley 43-yd FG
Dec. 17, 2020 at L.V.	5 plays, 75 yds (1:49)	Herbert 1-yd TD run*
Dec. 27, 2020 vs. Den.	7 plays, 56 yds (2:01)	Badgley 37-yd FG
Sept. 12, 2021 at Was.	3 plays, 3 yds (0:45)	M.Williams 3-yd TD rec.
Sept. 26, 2021 at K.C.	8 plays, 59 yds (1:10)	M.Williams 4-yd TD rec.
Oct. 10, 2021 vs. Cle.	5 plays, 48 yds (0:31)	Ekeler 3-yd TD run
Nov. 7, 2021 at Phi.	15 plays, 64 yds (6:05)	Hopkins 29-yd FG
Nov. 21, 2021 vs. Pit.	3 plays, 75 yds (1:15)	M.Williams 53-yd TD rec.
Oct. 9, 2022 at Cle.	13 plays, 66 yds (6:26)	Bertolet 27-yd FG
Oct. 17, 2022 vs. Den.	4 plays, 7 yds (2:08)	Hopkins 39-yd FG*
Nov. 6, 2022 at Atl.	3 plays, 24 yds (0:34)	Dicker 37-yd FG
Nov. 27, 2022 at Ari.	7 plays, 38 yds (1:33)	Ekeler 1-yd TD rec.
Dec. 18, 2022 vs. Ten.	6 plays, 52 yards (0:44)	Dicker 43-yd FG
Sept. 24, 2023 at Min.	7 plays, 75 yards (3:15)	Palmer 30-yd TD rec.

\*Game-winning drive was in overtime

### GAME-WINNING DRIVES IN FOURTH QUARTER OR OVERTIME, NFL, SINCE 2020

Rank	Team/s	Player	Game-Winning Drives
1.	Min./Atl.	QB Kirk Cousins	18
2.	K.C.	QB Patrick Mahomes	15
	L.V./N.O.	QB Derek Carr	15
<b>4.</b>	<b>LAC</b>	<b>QB Justin Herbert</b>	<b>14</b>
5.	T.B.	QB Tom Brady	13

Herbert posted a game-winning drive in the fourth quarter or overtime of three-straight games in 2020, becoming just the third rookie to do so since the 1970 NFL-AFL merger. The two others — Ben Roethlisberger (2004) and Vince Young (2006) — also won Offensive Rookie of the Year honors from *The Associated Press*.

### ROOKIE QUARTERBACKS WITH THREE CONSECUTIVE GAME-WINNING DRIVES, SINCE 1970

Season	Team	Quarterback	Consecutive Games
<b>2020</b>	<b>LAC</b>	<b>Justin Herbert*</b>	<b>3 (Dec. 13 — Dec. 27)</b>
2006	Ten.	Vince Young*	3 (Nov. 26 — Dec. 10)
2004	Pit.	Ben Roethlisberger*	3 (Dec. 5 — Dec. 18)

\*Won AP Offensive Rookie of the Year

# JUSTIN HERBERT



## CAPTAIN COMEBACK

Justin Herbert has led the Bolts to 11 career come-from-behind victories in the fourth quarter or overtime.

### HERBERT'S FOURTH QUARTER/OVERTIME COMEBACK WINS

Date	Opponent	4Q/OT Deficit	Result
Dec. 17, 2020	at Las Vegas	24-27 (OT)	W, 30-27 (OT)
Sept. 12, 2021	at Washington	13-16	W, 20-16
Sept. 26, 2021	at Kansas City	21-24	W, 30-24
Oct. 10, 2021	vs. Cleveland	35-42	W, 47-42
Nov. 7, 2021	at Philadelphia	16-17	W, 27-24
Nov. 21, 2021	vs. Pittsburgh	34-37	W, 37-34
Oct. 9, 2022	at Cleveland	27-28	W, 30-28
Oct. 17, 2022	vs. Denver	13-16	W, 19-16 (OT)
Nov. 6, 2022	at Atlanta	14-17	W, 20-17
Nov. 27, 2022	at Arizona	17-24	W, 25-24
Sept. 24, 2023	at Minnesota	21-24	W, 28-24

Herbert's 11 career come-from-behind wins in the fourth quarter or overtime are the third-most in NFL since he entered the professional ranks in 2020.

### FOURTH QUARTER/OVERTIME COMEBACK WINS, NFL, SINCE 2020

Rank	Team	Player	4Q/OT Comeback Wins
1.	Min./Atl.	QB Kirk Cousins	15
2.	K.C.	QB Patrick Mahomes	13
3.	LAC	QB Justin Herbert	11
4.	Ari.	QB Kyler Murray	10
	Sea./Den./Pit.	QB Russell Wilson	10
	L.V./N.O.	QB Derek Carr	10
	Pit.	QB Ben Roethlisberger	10
	T.B.	QB Tom Brady	10

## HERBERT SETS PASSING YARDS RECORD

In 2023, Justin Herbert set the record for passing yards through a player's first four seasons (17,223). His 18,948 career passing yards rank No. 7 in NFL history through the first five seasons of a career. Herbert is also the only player ever to eclipse 4,000 yards in each of his first three years and the only player to top 4,500 yards in two of his first three seasons.

### PASSING YARDS, FIRST FIVE SEASONS, NFL HISTORY

Rank	Team	Player	Passing Yards
1.	Ind.	QB Peyton Manning*	20,618
2.	T.B.	QB Jameis Winston	19,737
3.	Mia.	QB Dan Marino*	19,422
4.	Ind.	QB Andrew Luck	19,078
5.	K.C.	QB Patrick Mahomes	18,991
6.	Atl.	QB Matt Ryan	18,957
7.	LAC	QB Justin Herbert	18,948
8.	Oak.	QB Derek Carr	18,739

\*Pro Football Hall of Famer

Herbert topped 15,000 passing yards in his 52nd career game, becoming the second-fastest player in history to eclipse that mark. He currently has 18,948 yards and has a chance to be just the fourth player ever to reach 20,000 passing yards before turning 27 years old.

### FEWEST GAMES TO 15,000 PASSING YARDS, NFL HISTORY

Rank	Team/s	Player	Games
1.	K.C.	QB Patrick Mahomes	49
2.	LAC	QB Justin Herbert	52
3.	Det.	QB Matthew Stafford	53
4.	Mia.	QB Dan Marino*	56
	StL/NYG	QB Kurt Warner*	56
	Cin.	QB Joe Burrow	56
	Ind.	QB Andrew Luck	56
	StL	QB Marc Bulger	56

### YOUNGEST PLAYERS TO REACH 20,000 CAREER PASSING YARDS, NFL HISTORY

Rank	Team/s	Player	Age (Years-Days)
1.	N.E.	QB Drew Bledsoe	26-253
2.	Ind.	QB Peyton Manning*	26-266
3.	Det.	QB Matthew Stafford	26-282
4.	Mia.	QB Dan Marino*	27-3
5.	K.C.	QB Patrick Mahomes	27-15
6.	LAR/Det.	QB Jared Goff	27-17
7.	Buf.	QB Josh Allen	27-154
—	LAC	QB Justin Herbert	26-245^

\*Pro Football Hall of Famer

^26 years, 238 days old on Nov. 3, 2024

# JUSTIN HERBERT

## TOUCHDOWN MACHINE

After setting the all-time rookie record with 31 touchdown passes in 2020, **Justin Herbert** joined Hall of Famer Peyton Manning as the only players ever to throw 25 touchdown passes in each of their first three seasons.

Herbert has now thrown for 124 career passing scores, tied for No. 8 in NFL history through the first five seasons of a career. In 2023, he eclipsed 100 career touchdown passes in Week 3, making him the fifth-fastest (52 games) and fourth-youngest (25 years, 198 days) to eclipse that mark.

### PASSING TOUCHDOWNS, FIRST FIVE SEASONS, NFL HISTORY

Rank	Team	Player	Passing Touchdowns
1.	Mia.	QB Dan Marino*	168
2.	K.C.	QB Patrick Mahomes	151
3.	Ind.	QB Peyton Manning*	138
	Buf.	QB Josh Allen	138
5.	Ind.	QB Andrew Luck	132
6.	Atl.	QB Matt Ryan	127
	Sea.	QB Russell Wilson	127
8.	<b>LAC</b>	<b>QB Justin Herbert</b>	<b>124</b>
	Cin.	QB Andy Dalton	124
10.	Oak.	QB Derek Carr	122

### FEWEST GAMES TO 100 PASSING TOUCHDOWNS, NFL HISTORY

Rank	Team	Player	Games
1.	K.C.	QB Patrick Mahomes	40
2.	Mia.	QB Dan Marino*	44
3.	StL	QB Kurt Warner*	50
4.	Bal.	QB Johnny Unitas*	51
<b>5.</b>	<b>LAC</b>	<b>QB Justin Herbert</b>	<b>52</b>
6.	Hou.	QB Deshaun Watson	53

### YOUNGEST PLAYERS TO REACH 100 CAREER PASSING TOUCHDOWNS, NFL HISTORY

Rank	Team	Player	Age (Years-Days)
1.	Mia.	QB Dan Marino*	24-357
2.	K.C.	QB Patrick Mahomes	25-52
3.	Hou.	QB Deshaun Watson	25-104
<b>4.</b>	<b>LAC</b>	<b>QB Justin Herbert</b>	<b>25-198</b>
5.	Buf.	QB Josh Allen	25-219
6.	Ind.	QB Peyton Manning*	25-232

\*Pro Football Hall of Famer

Herbert threw 31 touchdowns in 2020, eclipsing 30 in the season finale. At 22 years, 299 days of age that day, he became the youngest player in history to register 30 touchdown passes in a single season, besting a mark set by Ravens QB Lamar Jackson.

### YOUNGEST PLAYERS TO THROW 30 TOUCHDOWN PASSES, SINGLE SEASON, NFL HISTORY

Rank	Season	Team	Player	Age (Years-Days)
<b>1.</b>	<b>2020</b>	<b>LAC</b>	<b>QB Justin Herbert</b>	<b>22-299</b>
2.	2019	Bal.	QB Lamar Jackson	22-339



## ELITE ON THIRD DOWN

**Justin Herbert** has completed 44-of-70 passes (62.9 pct.) for 529 yards and six touchdowns (114.5 rating) on third down this season. He is tied for No. 2 in the NFL with six passing touchdowns on third down in 2024, while his 114.5 passer rating ranks No. 3 among NFL passers with 50 third-down passing attempts.

### PASSING TOUCHDOWNS, THIRD DOWN, NFL, 2024

Rank	Team	Player	Passing Touchdowns
1.	Cin.	QB Joe Burrow	9
<b>2.</b>	<b>LAC</b>	<b>QB Justin Herbert</b>	<b>6</b>
	Buf.	QB Josh Allen	6
	G.B.	QB Jordan Love	6
	K.C.	QB Patrick Mahomes	6
	NYJ	QB Aaron Rodgers	6
	S.F.	QB Brock Purdy	6
	T.B.	QB Baker Mayfield	6
9.	Atl.	QB Kirk Cousins	5
	Det.	QB Jared Goff	5
	Min.	QB Sam Darnold	5

### PASSER RATING, THIRD DOWN, MIN. 50 ATT., NFL, 2024

Rank	Team	Player	Passer Rating
1.	Det.	QB Jared Goff	123.3
2.	Cin.	QB Joe Burrow	119.9
<b>3.</b>	<b>LAC</b>	<b>QB Justin Herbert</b>	<b>114.5</b>
4.	K.C.	QB Patrick Mahomes	113.0
5.	Atl.	QB Kirk Cousins	111.8



# JUSTIN HERBERT



## DUAL-THREAT QUARTERBACK

**Justin Herbert** set the record for combined touchdowns as a rookie (36) and through a player's first two seasons (77). His 102 combined touchdowns were also the most in history through the first three seasons of a career.

Herbert was the fifth player in NFL history to pass for at least 100 touchdowns and run for at least 10 scores within the first four seasons of a career and is the only player ever to have 110 passing touchdowns and 10 rushing scores in his first four seasons.

He now has 135 career combined touchdowns, good for the ninth-most in NFL history through the first five seasons of a career.

### COMBINED TOUCHDOWNS, FIRST FIVE SEASONS, NFL HISTORY

Rank	Team	Player	Combined Touchdowns
1.	Buf.	QB Josh Allen	176
2.	Mia.	QB Dan Marino*	171
3.	Car.	QB Cam Newton	160
4.	K.C.	QB Patrick Mahomes	159
5.	Ind.	QB Peyton Manning*	147
6.	Ind.	QB Andrew Luck	146
7.	Sea.	QB Russell Wilson	140
8.	Cin.	QB Andy Dalton	138
9.	LAC	QB Justin Herbert	135
10.	S.F.	QB Jeff Garcia	134

\*Pro Football Hall of Famer

## HERBERT APPROACHES ANOTHER TEAM RECORD

**Justin Herbert** set a team record for the most pass attempts without an interception, throwing 233 passes from Dec. 26, 2022-Oct. 1, 2023. He has attempted 192 passes since his previous interception, good for the third-longest streak in team history.

### CONSECUTIVE PASS ATTEMPTS WITHOUT AN INTERCEPTION, CHARGERS HISTORY

Rank	Quarterback	Dates	Consec. Attempts
1.	Justin Herbert	Dec. 26, 2022-Oct. 1, 2023	233
2.	Drew Brees	Oct. 17, 2004-Dec. 5, 2004	194
3.	Justin Herbert	Sept. 15, 2024-Present	192
4.	Philip Rivers	Nov. 27, 2011-Dec. 24, 2011	170
5.	Dan Fouts	Sept. 27, 1981-Oct. 25, 1981	168

## THREADING THE NEEDLE ON THIRD DOWN

In his 70 career starts, **Justin Herbert** has been the one of the best passers in the NFL at moving the chains on third down. He has completed 429 passes on 696 attempts (61.6 pct.) for 5,173 yards and 48 touchdowns with 18 interceptions (96.6 passer rating). Herbert's 529 completions lead the NFL, while his 5,173 passing yards rank second on third down since 2020.

Herbert tied for the league lead with 14 touchdown passes on third down in 2020, good for the most by a rookie in the last 40 seasons. He has added 34 since then, giving him 48 third-down passing scores since entering the professional ranks, which is tied for No. 2 over that span.

Herbert's 96.6 passer rating on third down ranks ninth in the NFL over the last five years among players with at least 300 passing attempts on third down.

### THIRD DOWN COMPLETIONS, NFL, SINCE 2020

Rank	Team/s	Player	Completions
1.	LAC	QB Justin Herbert	429
2.	K.C.	QB Patrick Mahomes	404
3.	LAR/Det.	QB Jared Goff	396
4.	Min./Atl.	QB Kirk Cousins	385
5.	L.V./N.O.	QB Derek Carr	373

### THIRD DOWN PASSING YARDS, NFL, SINCE 2020

Rank	Team	Player	Passing Yards
1.	K.C.	QB Patrick Mahomes	5,487
2.	LAC	QB Justin Herbert	5,173
3.	L.V./N.O.	QB Derek Carr	4,901
4.	Min./Atl.	QB Kirk Cousins	4,611
5.	LAR/Det.	QB Jared Goff	4,507

### THIRD DOWN PASSING TOUCHDOWNS, NFL, SINCE 2020

Rank	Team/s	Player	Passing Touchdowns
1.	K.C.	QB Patrick Mahomes	58
2.	LAC	QB Justin Herbert	48
3.	Min./Atl.	QB Kirk Cousins	46
4.	Buf.	QB Josh Allen	44
5.	T.B.	QB Tom Brady	39

Herbert ranks No. 2 in the NFL with 305 passing first downs on third down over the past five seasons. He threw for 12 third-down conversions in 2021's Week 1 win at Washington, the most passing first downs in a single game on third down since Andrew Luck did so in 2012. Herbert sported a league-leading 79 passing first downs on third down in 2021.

### THIRD DOWN PASSING FIRST DOWNS, NFL, SINCE 2020

Rank	Team/s	Player	Passing First Downs
1.	K.C.	QB Patrick Mahomes	316
2.	LAC	QB Justin Herbert	305
3.	Buf.	QB Josh Allen	268
4.	LAR/Det.	QB Jared Goff	258
5.	L.V./N.O.	QB Derek Carr	254

# JUSTIN HERBERT

## FEELING IT ON FOURTH DOWN

Since entering the NFL in 2020, **Justin Herbert** has been one of the league's top passers on fourth down. He threw a pair of fourth-down touchdowns in Week 10 of the 2023 season, giving him 10 passing scores on fourth down since coming into the NFL in 2020, ranking No. 3 in the league over that span.

### FOURTH DOWN PASSING TOUCHDOWNS, NFL, SINCE 2020

Rank	Team/s	Player	Passing Touchdowns
1.	Buf.	QB Josh Allen	12
	Min./Atl.	QB Kirk Cousins	12
<b>3.</b>	<b>LAC</b>	<b>QB Justin Herbert</b>	<b>10</b>
4.	LAR/Det.	QB Jared Goff	8
5.	Ari.	QB Kyler Murray	7
	Phi.	QB Jalen Hurts	7
7.	—	Five Other Players	6

Herbert also leads the NFL over that span in completions (38) and passing yards (531). He has the second-most passing first downs (33) and No. 3 fourth-down passer rating (114.2) since 2020 among players with at least 30 passing attempts on fourth down.

### FOURTH DOWN COMPLETIONS, NFL, SINCE 2020

Rank	Team/s	Player	Completions
<b>1.</b>	<b>LAC</b>	<b>QB Justin Herbert</b>	<b>38</b>
2.	Min./Atl.	QB Kirk Cousins	37
3.	LAR/Det.	QB Jared Goff	35
4.	Jax.	QB Trevor Lawrence	31
5.	Ari.	QB Kyler Murray	29

### FOURTH DOWN PASSING YARDS, NFL, SINCE 2020

Rank	Team	Player	Passing Yards
<b>1.</b>	<b>LAC</b>	<b>QB Justin Herbert</b>	<b>531</b>
2.	Min./Atl.	QB Kirk Cousins	483
3.	LAR/Det.	QB Jared Goff	367
4.	Ari.	QB Kyler Murray	347
	Phi.	QB Jalen Hurts	347

### FOURTH DOWN PASSING FIRST DOWNS, NFL, SINCE 2020

Rank	Team/s	Player	Passing First Downs
1.	Min./Atl.	QB Kirk Cousins	36
<b>2.</b>	<b>LAC</b>	<b>QB Justin Herbert</b>	<b>34</b>
3.	LAR/Det.	QB Jared Goff	32
4.	Jax.	QB Trevor Lawrence	28
5.	Ari.	QB Kyler Murray	27

### FOURTH DOWN PASSER RATING, MIN. 30 ATT., NFL, SINCE 2020

Rank	Team/s	Player	Passer Rating
1.	Cin.	QB Joe Burrow	125.0
2.	Phi.	QB Jalen Hurts	121.4
<b>3.</b>	<b>LAC</b>	<b>QB Justin Herbert</b>	<b>116.9</b>
4.	Atl./Ind.	QB Matt Ryan	112.1
5.	L.V./N.O.	QB Derek Carr	109.8

## LEGGING IT OUT

In the team's *Sunday Night Football* victory over Pittsburgh in Week 11 of the 2021 season, **Justin Herbert** threw for 382 yards and ran for 90 yards, becoming the only player to ever top 350 yards passing and 90 yards rushing in a single game. He was the fifth player ever to run for 90 yards and pass for 300 in the same game.

### QUARTERBACKS WITH 300 PASSING YARDS AND 90 RUSHING YARDS, SINGLE GAME, NFL HISTORY

Season (Wk)	Team	Quarterback	Pass Yds	Rush Yds
2022 (2)	Bal.	Lamar Jackson	318	119
2021 (14)	Buf.	Josh Allen	308	109
<b>2021 (11)</b>	<b>LAC</b>	<b>Justin Herbert</b>	<b>382</b>	<b>90</b>
2015 (15)	Car.	Cam Newton	340	100
2014 (7)	Sea.	Russell Wilson	313	106
2011 (5)	Phi.	Mike Vick	315	90
1989 (15)	Phi.	Randall Cunningham	306	92

## TARGET ACQUIRED

**Justin Herbert** has thrown touchdowns to 20 players, including 15 with multiple scores. He's most frequently thrown touchdowns to WR Keenan Allen, who caught 24 scores from Herbert. The first passing score of his career went to WR Jalen Guyton, who also caught the first touchdown of his career on the play.

### HERBERT'S CAREER TOUCHDOWN PASSES BY RECEIVER

Receiver	Touchdown Passes
WR Keenan Allen	24
WR Mike Williams	18
RB Austin Ekeler	16
TE Donald Parham Jr.	11
WR Joshua Palmer	9
TE Gerald Everett	7
WR Jalen Guyton	7
WR Quentin Johnston	5
TE Jared Cook	4
TE Hunter Henry	4
WR Ladd McConkey	4
WR DeAndre Carter	3
WR Tyron Johnson	3
FB Zander Horvath	2
FB Gabe Nabers	2
TE Stephen Anderson	1
WR Simi Fehoko	1
TE Virgil Green	1
TE Stone Smartt	1
RB Kimani Vidal	1
<b>Total (20 Receivers)</b>	<b>124</b>

# JUSTIN HERBERT IN PRIMETIME

## A PRIME-TIME PRODIGY

Since entering the NFL, **Justin Herbert** has made 17 starts in primetime, leading the Bolts to wins on each of the regularly-slated prime-time games — *Thursday Night Football*, *Sunday Night Football* and *Monday Night Football*.

He has been one of the best quarterbacks under the lights since entering the NFL in 2020, with his 93.9 passer rating in prime-time games ranking No. 7 in the NFL over the that span among players with at least 500 prime-time passing attempts.

Herbert has thrown 30 touchdown passes in his 17 prime-time starts, ranking No. 6 in the NFL in primetime since he entered the league in 2020.

### PRIME-TIME PASSER RATING, MIN. 500 ATT., SINCE 2020

Rank	Team/s	Player	Passer Rating
1.	G.B./NYJ	QB Aaron Rodgers	113.2
2.	Buf.	QB Josh Allen	103.7
3.	Dal.	QB Dak Prescott	99.6
4.	Bal.	QB Lamar Jackson	97.7
5.	K.C.	QB Patrick Mahomes	97.1
6.	Sea./Den./Pit.	QB Russell Wilson	95.9
7.	LAC	QB Justin Herbert	93.9

## THURSDAY NIGHT FOOTBALL

As a rookie in 2020, **Justin Herbert** recorded his first career comeback win in the fourth quarter or overtime in Week 15 at Las Vegas, leading the Bolts to a 30-27 overtime victory. He finished the game with 314 passing yards and two touchdowns on 22-of-32 passing (68.8 pct.) for a 121.1 passer rating. Herbert added a rushing touchdown in overtime to secure the victory.

At 22 years, 282 days old, Herbert became the second-youngest player to mount a come-from-behind win in the fourth quarter or overtime of a Thursday night game in NFL history.

### YOUNGEST QUARTERBACKS TO LEAD A COME-FROM-BEHIND WIN IN FOURTH QUARTER OR OVERTIME, THURSDAY NIGHT GAMES, NFL HISTORY

Rk.	Team	Game	Player	Age (Yrs-Days)
1.	S.F.	Dec. 14, 2006 at Sea.	QB Alex Smith	22-221
2.	LAC	Dec. 17, 2020 at L.V.	QB Justin Herbert	22-282
3.	Dal.	Dec. 1, 2016 at Min.	QB Dak Prescott	23-125

## MONDAY NIGHT FOOTBALL

In seven appearances on *Monday Night Football*, **Justin Herbert** has thrown for 1,671 yards and nine scores with three interceptions on 171-of-266 passing (64.3 pct.) for a 88.4 passer rating.

In 2020, Herbert tossed four touchdown passes on *Monday Night Football*, setting the program's single-game rookie passing touchdown record. He added three touchdowns in the lone Monday night contest in 2021, making him one of four players with seven or more touchdown passes in their first two starts on *MNF* since the program began in 1970.

## SUNDAY NIGHT FOOTBALL

**Justin Herbert** has appeared in seven career games on *Sunday Night Football*, totaling 2,123 passing yards and 14 touchdowns with five interceptions on 207-of-305 passing (67.9 pct.) for a 96.1 passer rating. In four of those games, Herbert has registered a completion percentage of at least 65.0 and attempted at least 40 passes, tied for the third-most performances since the program's inception in 2006.

In the team's Week 14 win on *SNF* in 2022, Herbert completed 39 passes on 51 attempts (76.5 pct.) for 367 yards and a touchdown with zero interceptions (102.3 rating). His 76.5 completion percentage was the best ever in a Sunday night contest by a quarterback to throw zero interceptions and 45-plus attempts.

### HIGHEST COMPLETION PCT., SUNDAY NIGHT GAME, MIN. 45 ATT., AND ZERO INTERCEPTIONS, NFL HISTORY

Rk.	Team	Game	Player	Comp. Pct.
1.	LAC	Dec. 11, 2022 vs. Mia.	QB Justin Herbert	76.5
2.	T.B.	Oct. 2, 2022 vs. K.C.	QB Tom Brady	75.0
3.	N.E.	Oct. 27, 1996 vs. Buf.	QB Drew Bledsoe	71.1
4.	K.C.	Nov. 14, 2021 at L.V.	QB Patrick Mahomes	70.0

Herbert completed his first 15 passes of the team's 2023 Week 8 win over Chicago on *SNF*, finishing with 298 yards and three touchdowns with zero interceptions on 31-of-40 passing (77.5 pct.) to register a 122.7 passer rating. Herbert's completion percentage was the fourth-highest in a Sunday night contest in NFL history among players with at least 40 passing attempts and zero interceptions.

### HIGHEST COMPLETION PCT., SUNDAY NIGHT GAME, MIN. 40 ATT., AND ZERO INTERCEPTIONS, NFL HISTORY

Rk.	Team	Game	Player	Comp. Pct.
1.	N.O.	Nov. 10, 2013 vs. Dal.	QB Drew Brees	82.9
2.	Mia.	Nov. 5, 2017 vs. Oak.	QB Jay Cutler	81.0
3.	N.O.	Oct. 4, 2015 vs. Dal.	QB Drew Brees	80.5
4.	LAC	Oct. 29, 2023 vs. Chi.	QB Justin Herbert	77.5
5.	LAC	Dec. 11, 2022 vs. Mia.	QB Justin Herbert	76.5

Herbert made his first career appearance on *SNF* in Week 11 of 2021 against Pittsburgh, throwing for 382 yards and three touchdowns with an interception on 31-of-40 passing (73.2 pct.) for a 116.1 passer rating. He added 90 rushing yards to become the first player ever to have at least 350 yards passing and 90 yards rushing in a single game.

His 116.1 passer rating was the best in a quarterback's first career start on *SNF* with at least 40 passing attempts since the program began in 2006. It was also the best passer rating by a quarterback ever in their first career start in Sunday night game (min. 40 att.).

### PASSER RATING, FIRST CAREER START IN A SUNDAY NIGHT GAME, MINIMUM 40 ATTEMPTS, NFL HISTORY

Rk.	Team	Game	Player	Passer Rtg.
1.	LAC	Nov. 21, 2021 vs. Pit.	QB Justin Herbert	116.1
2.	Ari.	Oct. 2, 2005 vs. S.F.	QB Josh McCown	109.4
3.	StL	Nov. 18, 2001 at N.E.	QB Kurt Warner	105.4



# JUSTIN HERBERT

## A ROOKIE CAMPAIGN FOR THE AGES

### AWARDS

- *The Associated Press* Offensive Rookie of the Year
- *Professional Football Writers of America* Rookie of the Year
- PFWA Offensive Rookie of the Year
- PFWA All-Rookie Selection
- NFL Offensive Rookie of the Month (October)
- NFL Offensive Rookie of the Month (November)
- FedEx NFL Air Player of the Week — Week 11 vs. NYJ (fan vote)
- Voted by fans as the Pepsi Zero Sugar Rookie of the Year
- Nine-time Pepsi Zero Sugar Rookie of the Week (voted by fans)

### RECORDS AT THE TIME

- Most passing touchdowns by a rookie quarterback ever (31).
- Most combined touchdowns by a rookie in NFL history (36).
- Most consecutive games by a rookie quarterback with multiple passing touchdowns in NFL history (seven).
- Most performances by a rookie quarterback with 300-plus passing yards in NFL history (eight).
- Most performances by a rookie quarterback with three-plus touchdowns in NFL history (six).
- Most games by a rookie quarterback with multiple touchdown passes in NFL history (10).
- Most completions ever by a rookie quarterback (396).
- Youngest player ever to throw 30 touchdowns in a single season, doing so at 22 years, 299 days old.
- Tied for the longest streak of game-winning drives (three games) in the fourth quarter or overtime by a rookie quarterback in the Super Bowl era (since 1966).
- Recorded the first win in pro football history by a rookie quarterback while posting 300 passing yards, three touchdown passes, a rushing score and no interceptions.
- Most passing touchdowns by a rookie quarterback in a game (four) and a half (three) in *Monday Night Football* history.
- Tied for the longest streak of games with three-plus touchdown passes by a rookie quarterback in NFL history (four).
- Tied for the most 300-yard passing performances in a player's first two career games (two).
- Became the first player since at least 1970 to register over 1,500 passing yards and a 100-plus passer rating through the first five games of a career.
- Set marks for the most passing attempts, completions, passing yards and touchdown passes by a rookie quarterback in Chargers history.
- Recorded the most single-game rushing yards by a quarterback in team annals (66 in Week 7 vs. Jax.).

### ACCOMPLISHMENTS AND OTHER NOTES AT THE TIME

- Ranked second among rookie quarterbacks in NFL history with 4,336 passing yards on the season.
- Joined Patrick Mahomes as the only players in history to eclipse 4,000 passing yards in the first 14 starts of a career.
- Became the second player in NFL history to top 250 passing yards in each of the first seven games of a career (Mahomes).
- Threw a touchdown pass in each of his first 10 games played, the second-longest streak to open an career in NFL history.
- Threw for 277 yards in the first half of Week 11, the most by any rookie quarterback in a first half over the last 40 seasons.
- Became the third quarterback in NFL history to have 300 passing yards and a rushing score in a debut.
- Threw for the fourth-most passing yards in a debut since 1970.
- Became the first quarterback to throw a touchdown and run for a score in the first half of a debut since 1954.

## OFFENSIVE ROOKIE OF THE YEAR

**Justin Herbert** earned widespread recognition as the Offensive Rookie of the Year, including as the 10th quarterback in history to win the honor from *The Associated Press*. Herbert was also selected by *Professional Football Writers of America* as Rookie of the Year and Offensive Rookie of the Year — becoming the second and seventh quarterback to win those awards, respectively. He is the first player in history to be recognized with all three honors.

### QUARTERBACKS TO WIN AP OFFENSIVE ROOKIE OF THE YEAR

Season	Team	Player	Combined TDs
2023	Hou.	C.J. Stroud	26
<b>2020</b>	<b>LAC</b>	<b>Justin Herbert</b>	<b>36</b>
2019	Ari.	Kyler Murray	24
2016	Dal.	Dak Prescott	29
2012	Was.	Robert Griffin III	27
2011	Car.	Cam Newton	35
2010	StL	Sam Bradford	19
2008	Atl.	Matt Ryan	17
2006	Ten.	Vince Young	19
2004	Pit.	Ben Roethlisberger	18
1970	Buf.	Dennis Shaw	10

## HOT OUT OF THE GATE

**Justin Herbert** kicked off his career with a pair of historic streaks. As a rookie, he tossed a touchdown pass in each of the first 10 games of his career, just one less than the all-time record. Herbert's streak of games with 250-plus passing yards to start a career ended at seven contests, ranking second in NFL history.

### PLAYERS WITH A PASSING TOUCHDOWN, CONSECUTIVE GAMES TO START CAREER, NFL HISTORY

Rank	Team	Player	Consecutive Games
1.	Was.	QB Mark Rypien	11
<b>2.</b>	<b>LAC</b>	<b>QB Justin Herbert</b>	<b>10</b>
3.	Den.	QB Jay Cutler	9

### PLAYERS WITH 250 PASSING YARDS, CONSECUTIVE GAMES TO START CAREER, NFL HISTORY

Rank	Team	Player	Consecutive Games
1.	K.C.	QB Patrick Mahomes	10
<b>2.</b>	<b>LAC</b>	<b>QB Justin Herbert</b>	<b>7</b>
3.	—	Seven Other Players	2

# J.K. DOBBINS



## DOBBINS DOMINATES FIRST TWO WEEKS

J.K. Dobbins built off his dominant Week 1 performance in Week 2 to record 131 rushing yards and a score on 17 carries (7.7 avg.). He scored on a 43-yard run in the second quarter, his league-leading third run of at least 40 yards in 2024 to that point.

He became just the sixth player in the last 75 years and first since 1998 to record back-to-back games with 130 yards on the ground and a rushing score in his team's first two games of a season. Dobbins also is the seventh player in the last 75 years and first since 2006 to begin a season with two consecutive games with 130-plus yards on the ground.

### PLAYERS WITH 130 RUSHING YARDS AND A RUSHING TOUCHDOWN, CONSECUTIVE GAMES TO START SEASON, NFL, SINCE 1948

Season	Team	Player	Consecutive Games
1975	Buf.	RB O.J. Simpson*	4
<b>2024</b>	<b>LAC</b>	<b>RB J.K. Dobbins</b>	<b>2</b>
1998	S.F.	RB Garrison Hearst	2
1980	Det.	RB Billy Sims	2
1963	Cle.	RB Jim Brown*	2
1955	BalC**	RB Alan Ameche	2

### PLAYERS WITH 130 RUSHING YARDS, CONSECUTIVE GAMES TO START SEASON, NFL, SINCE 1948

Season	Team	Player	Consecutive Games
1975	Buf.	RB O.J. Simpson*	4
<b>2024</b>	<b>LAC</b>	<b>RB J.K. Dobbins</b>	<b>2</b>
2006	Atl.	RB Warrick Dunn	2
1998	S.F.	RB Garrison Hearst	2
1980	Det.	RB Billy Sims	2
1963	Cle.	RB Jim Brown*	2
1955	BalC**	RB Alan Ameche	2

\*Pro Football Hall of Famer

\*\*Baltimore Colts

## SETTING THE PACE

Through the first nine weeks of the season, J.K. Dobbins ranks No. 6 among NFL running backs with his 4.92-yard rushing average (min. 100 att.) and ranks No. 3 in the AFC with 620 rushing yards.

### RUSHING AVERAGE, RUNNING BACKS, MIN. 100 ATT., NFL, 2024

Rank	Team	Player	Rushing Average
1.	Det.	RB Jahmyr Gibbs	6.37
2.	Bal.	RB Derrick Henry	6.26
3.	Phi.	RB Saquon Barkley	5.89
4.	S.F.	RB Jordan Mason	5.11
5.	Car.	RB Chuba Hubbard	5.00
<b>6.</b>	<b>LAC</b>	<b>RB J.K. Dobbins</b>	<b>4.92</b>
7.	Hou.	RB Joe Mixon	4.83

### RUSHING YARDS, AFC, 2024

Rank	Team	Player	Rushing Yards
1.	Bal.	RB Derrick Henry	1,052
2.	Ten.	RB Tony Pollard	622
<b>3.</b>	<b>LAC</b>	<b>RB J.K. Dobbins</b>	<b>620</b>
4.	Hou.	RB Joe Mixon	609
5.	Pit.	RB Najee Harris	592

## DOBBINS RUNS WILD IN WEEK 1 WIN

In the Week 1 victory, J.K. Dobbins rushed for 135 yards and a touchdown on 10 carries (13.5 avg.), highlighted by multiple carries of 45-plus yards.

Dobbins, who returned to action after missing most of last season due to injury, became just the third player in the last 30 seasons to post multiple 45-yard runs a Week 1 contest, while his 13.5-yard rushing average was the best by any player in the first week of a season in NFL history (min. 10 att.).

He headlined a Bolts rushing offense that ran for 176 yards and averaged 6.5 yards per attempt in the victory, the best rushing average by any AFC team in Week 1.

### RUSHING AVERAGE, SINGLE GAME, MINIMUM 10 ATTEMPTS, KICKOFF WEEKEND, NFL HISTORY

Rk.	Team	Game	Player	Rush Avg.
<b>1.</b>	<b>LAC</b>	<b>Sept. 8, 2024 vs. L.V.</b>	<b>RB J.K. Dobbins</b>	<b>13.5</b>
2.	ChiC*	Sept. 29, 1949 vs. Was.	HB Charley Trippi	13.0
3.	ChiC*	Sept. 27, 1959 vs. Was.	WR Bobby Joe Conrad	12.7
4.	NYJ	Sept. 11, 2023 vs. Buf.	RB Breece Hall	12.7
5.	Buf.	Sept. 8, 2012 at NYJ	RB C.J. Spiller	12.1

\*Chicago Cardinals

### RUSHES OF 45-PLUS YARDS, SINGLE GAME, KICKOFF WEEKEND, SINCE 1991

Rk.	Team	Game	Player	No.
<b>1.</b>	<b>LAC</b>	<b>Sept. 8, 2024 vs. L.V.</b>	<b>RB J.K. Dobbins</b>	<b>2</b>
	Buf.	Sept. 8, 2012 at NYJ	RB C.J. Spiller	2
	Min.	Sept. 6, 1992 at G.B.	RB Terry Allen	2
4.	—	Several Others		1

# DERWIN JAMES JR.

## AMONG THE BEST THROUGH 70 GAMES

Derwin James Jr., recorded 521 tackles, 27 tackles for loss and 12.5 sacks in his first 70 career games played, becoming the 10th NFL player and the first defensive back to record 500 tackles, 25 tackles for loss and 10.0 sacks within the first 70 games of a career since tackles for loss began being tracked in 2008.

### PLAYERS WITH 500 TACKLES, 25 TACKLES FOR LOSS AND 10 SACKS, FIRST 70 CAREER GAMES, NFL, SINCE 2008

Seasons	Team/s	Player	Sacks	TFL	Tackles
2018-24	LAC	S Derwin James Jr.	12.5	27	521
2019-23	T.B.	LB Devin White	21.5	37	539
2018-23	Ind.	LB Shaquille Leonard	15.0	32	605
2018-22	Chi./Bal.	LB Roquan Smith	16.5	47	611
2016-20	G.B./NYG	LB Blake Martinez	12.0	35	586
2012-17	Ind./Chi.	LB Jerrell Freman	12.0	29	598
2012-16	Sea.	LB Bobby Wagner	12.0	30	621
2012-16	T.B.	LB Lavonte David	14.0	78	620
2010-15	S.F.	LB NaVorro Bowman	10.0	33	507
2007-11	S.F.	LB Patrick Willis	16.0	34	649

James is one of six players — and the only defensive back — since the turn of the century to post 500 tackles, five interceptions and 10 sacks within the first 70 games of a career.

### PLAYERS WITH 500 TACKLES, FIVE INTERCEPTIONS AND 10 SACKS, FIRST 70 CAREER GAMES, NFL, SINCE 2000

Seasons	Team/s	Player	Sacks	INTs	Tackles
2018-24	LAC	S Derwin James Jr.	12.5	8	521
2018-23	Ind.	LB Shaquille Leonard	15.0	12	605
2018-22	Chi./Bal.	LB Roquan Smith	16.5	7	611
2012-16	Sea.	LB Bobby Wagner	12.0	6	621
2012-16	T.B.	LB Lavonte David	14.0	9	620
2000-04	Chi.	LB Brian Urlacher	25.0	6	559

## MAKING AN IMPACT

Derwin James Jr., eclipsed 500 career tackles in his 67th career game, doing so faster than any defensive back since the turn of the century. He also topped 400 career tackles (55 games) and 300 career tackles (41 games) faster than any defensive back over that span.

### FEWEST GAMES TO 500 TACKLES, DEFENSIVE BACKS, NFL, SINCE 2000

Rank	Team/s	Player	Games
1.	LAC	S Derwin James Jr.	67
2.	NYG/Was.	S Landon Collins	68
3.	NYG/Oak./Mia.	S Gibril Wilson	71

### FEWEST GAMES TO 400 TACKLES, DEFENSIVE BACKS, NFL, SINCE 1991

Rank	Team	Player	Games
1.	LAC	S Derwin James Jr.	55
2.	NYG	S Landon Collins	56
3.	Jax.	S Johnathan Cyprien	57



## A DEFENSIVE CHESS PIECE

In 2023, Derwin James Jr., totaled a team-high 125 tackles and was one of eight NFL defensive backs on the season to total a sack, an interception, four tackles for loss and 90 tackles.

### DEFENSIVE BACKS WITH 90 TACKLES, A SACK, AN INTERCEPTION AND FOUR TACKLES FOR LOSS, NFL, 2023

Rk.	Team	Player	Sacks	TFL	INTs	Tackles
1.	LAC	S Derwin James Jr.	2.0	5	1	125
2.	T.B.	S Antoine Winfield Jr.	6.0	6	3	122
3.	Min.	S Josh Metellus	2.5	7	1	112
4.	Cin.	S Dax Hill	1.5	6	2	110
5.	N.E.	DB Kyle Dugger	1.5	6	2	106
6.	Jax.	S Rayshawn Jenkins	1.0	7	2	100
7.	K.C.	S Justin Reid	3.0	5	1	95
8.	Ind.	CB Kenny Moore II	1.5	8	3	93

In 2022, James became the seventh defensive back since the turn of the century to record at least 100 tackles, four sacks and a forced fumble in a single season.

### DEFENSIVE BACKS WITH 100 TACKLES, FOUR SACKS AND A FORCED FUMBLE, SINGLE SEASON, NFL, SINCE 2000

Season	Team	Player	Sacks	FF	Tackles
2023	T.B.	S Antoine Winfield Jr.	6.0	6	122
2022	LAC	S Derwin James Jr.	4.0	2	115
2022	Chi.	DB Jaquan Brisker	4.0	1	104
2019	Car.	S Eric Reid	4.0	1	129
2019	Ten.	CB Logan Ryan	4.5	4	113
2010	Oak.	S Tyvon Branch	4.0	1	101
2005	Ari.	S Adrian Wilson	8.0	1	108
2000	S.D.	S Rodney Harrison	6.0	1	127



# DERWIN JAMES JR.



## ZERO TO SIXTY

Derwin James Jr., posted 445 tackles, 22 tackles for loss and 9.5 sacks in his first 60 games played, becoming the 11th NFL player and the first defensive back to record 400 tackles, 20 tackles for loss and nine sacks within the first 60 games of a career since tackles for loss began being tracked in 2008.

### PLAYERS WITH 400 TACKLES, 20 TACKLES FOR LOSS AND NINE SACKS, FIRST 60 CAREER GAMES, NFL, SINCE 2008

Seasons	Team/s	Player	Sacks	TFL	Tackles
2020-23	Bal.	LB Patrick Queen	13.5	35	404
<b>2018-23</b>	<b>LAC</b>	<b>S Derwin James Jr.</b>	<b>9.5</b>	<b>22</b>	<b>445</b>
2019-22	T.B.	LB Devin White	20.5	35	474
2018-22	Ind.	LB Shaquille Leonard	15.0	30	531
2018-21	Chi.	LB Roquan Smith	14.0	43	517
2016-20	Dal.	LB Jaylon Smith	9.0	20	456
2016-19	G.B.	LB Blake Martinez	9.0	28	487
2012-16	Ind./Chi.	LB Jerrell Freman	12.0	25	512
2012-16	Sea.	LB Bobby Wagner	10.5	27	506
2012-15	T.B.	LB Lavonte David	12.0	66	555
2009-14	Hou.	LB Brian Cushing	11.0	34	438
2007-10	S.F.	LB Patrick Willis	14.0	28	568

James is one of four players — and the only defensive back — since the turn of the century to post 400 tackles, eight interceptions and nine sacks within the first 60 games of a career.

### PLAYERS WITH 400 TACKLES, EIGHT INTERCEPTIONS AND NINE SACKS, FIRST 60 CAREER GAMES, NFL, SINCE 2000

Seasons	Team	Player	Sacks	INTs	Tackles
<b>2018-23</b>	<b>LAC</b>	<b>S Derwin James Jr.</b>	<b>9.5</b>	<b>8</b>	<b>445</b>
2018-22	Ind.	LB Shaquille Leonard	15.0	11	531
2012-15	T.B.	LB Lavonte David	12.0	9	555
2009-14	Hou.	LB Brian Cushing	11.0	8	438

## A NOVEMBER TO REMEMBER

In a dominant November 2022, **Derwin James Jr.**, posted 37 tackles (20 solo), two sacks, an interception and a pair of forced fumbles. He was the only defender during the month to have a sack, a pick and a forced fumble. James was recognized as AFC Defensive Player of the Month for his efforts in November.

James was also the only defensive back in the last 30 years and first player in a decade to have at least 30 tackles, multiple sacks, an interception and a forced fumble in a single November.

### PLAYERS WITH 30 TACKLES, TWO SACKS, AN INTERCEPTION AND A FORCED FUMBLE, SINGLE NOVEMBER, NFL, SINCE 1991

Season	Team	Player	Sacks	FF	INTs	Tackles
<b>2022</b>	<b>LAC</b>	<b>S Derwin James Jr.</b>	<b>2.0</b>	<b>2</b>	<b>1</b>	<b>37</b>
2013	Oak.	LB Nick Roach	4.5	2	1	38
2009	Sea.	LB David Hawthorne	3.0	1	2	50
2008	Pit.	LB James Harrison	5.5	3	1	36
2005	Jax.	LB Mike Peterson	2.0	1	1	37
2004	Car.	LB Will Witherspoon	2.0	1	2	36
2003	Phi.	LB Nate Wayne	3.0	2	1	36
2001	G.B.	LB Nate Wayne	2.0	1	2	39
1999	T.B.	LB Derrick Brooks	2.0	2	2	39

## DERWIN'S PICKS AND SACKS BY PASSER

Derwin James Jr., has recorded eight interceptions and 12.5 sacks in his career. He has brought down Patrick Mahomes the most, totaling two sacks of the Texas Tech product. Below is a look at his career regular-season sacks and interceptions by passer:

### REGULAR-SEASON CAREER INTs BY PASSER (8)

INTs	Passer	Most Recent INT
1	QB Tyson Bagent	Oct. 29, 2023 vs. Chi.
	QB Derek Carr	Oct. 4, 2021 vs. L.V.
	QB Nick Foles	Dec. 26, 2022 at Ind.
	QB Jared Goff	Sept. 23, 2018 at LAR
	QB Drew Lock	Nov. 28, 2021 at Den.
	QB Kyler Murray	Nov. 27, 2022 at Ari.
	QB Ben Roethlisberger	Dec. 2, 2018 at Pit.
	QB Josh Rosen	Nov. 25, 2018 vs. Ari.

### REGULAR-SEASON CAREER SACKS BY PASSER (12.5)

Sacks	Passer	Most Recent Sack
2.0	QB Patrick Mahomes	Nov. 20, 2022 vs. K.C.
1.5	QB Baker Mayfield	Oct. 10, 2021 vs. Cle.
1.0	QB Josh Allen	Sept. 16, 2018 at Buf.
	QB C.J. Beathard	Sept. 30, 2018 vs. S.F.
	QB Derek Carr	Sept. 11, 2022 vs. L.V.
	QB Justin Fields	Sept. 22, 2024 at Pit.
	QB Marcus Mariota	Nov. 6, 2022 at Atl.
	QB Jarrett Stidham	Dec. 31, 2023 at Den.
	QB Russell Wilson	Oct. 17, 2022 vs. Den.
	QB Bailey Zappe	Dec. 3, 2023 at N.E.
0.5	QB Joe Burrow	Dec. 5, 2021 at Cin.
	QB Dak Prescott	Sept. 19, 2021 vs. Dal.

# KHALIL MACK

## RETURN OF THE MACK

Since entering the NFL in 2014, **Khalil Mack** has totaled 106.0 sacks, the second-most over that span. He's one of football's top defenders at forcing turnovers, leading the league in forced fumbles and ranking No. 2 in strip-sacks since entering the NFL.

Mack's 252 career hurries lead the league since he entered the NFL in 2014, while his 443 pressures rank No. 2 over that span.

### SACKS, NFL, SINCE 2014

Rank	Team/s	Player	Sacks
1.	LAR	DT Aaron Donald	111.0
2.	Oak./Chi./LAC	<b>OLB Khalil Mack</b>	<b>106.0</b>
3.	Pit.	LB T.J. Watt	103.0
4.	N.O.	DE Cameron Jordan	96.0
5.	Cle.	DE Myles Garrett	95.5

### FORCED FUMBLES, NFL, SINCE 2014

Rank	Team/s	Player	Forced Fum.
1.	Oak./Chi./LAC	<b>OLB Khalil Mack</b>	<b>32</b>
2.	Pit.	LB T.J. Watt	31
3.	N.E./Ari./L.V.	OLB Chandler Jones	30
4.	T.B.	LB Lavonte David	28
5.	LAR	DT Aaron Donald	24

### STRIP-SACKS, NFL, SINCE 2014

Rk.	Team/s	Player	Strip Sacks
1.	N.E./Ari./L.V.	OLB Chandler Jones	26
2.	Oak./Chi./LAC	<b>OLB Khalil Mack</b>	<b>24</b>
3.	Pit.	LB T.J. Watt	22
4.	Den./T.B.	OLB Shaquil Barrett	19
5.	Cle.	DE Myles Garrett	18
	LAR	DT Aaron Donald	18
	StL/LAR/Mia./Dal./Chi./Phi.	LB Robert Quinn	18
	Jax./Min./Bal./L.V./Ind./Chi.	DE Yannick Ngakoue	18

### QUARTERBACK HURRIES, NFL, SINCE 2014

Rank	Team/s	Player	Hurries
1.	Oak./Chi./LAC	<b>OLB Khalil Mack</b>	<b>252</b>
2.	LAR	DT Aaron Donald	214
3.	N.O.	DE Cameron Jordan	212
4.	Den./LAR/Buf.	OLB Von Miller	209
5.	Buf./Hou.	DL Jerry Hughes	204

### DEFENSIVE PRESSURES, NFL, SINCE 2014

Rank	Team/s	Player	Pressures
1.	LAR	DT Aaron Donald	475
2.	Oak./Chi./LAC	<b>OLB Khalil Mack</b>	<b>443</b>
3.	N.O.	DE Cameron Jordan	396
4.	Den./LAR/Buf.	OLB Von Miller	394
5.	Hou./Ari.	DE J.J. Watt	393



## MACK DOMINATES NOVEMBER

In November 2023, **Khalil Mack** led all NFL players during the month with 6.0 sacks and two strip-sacks, while adding 23 tackles (19 solo), five tackles for loss, five quarterback hits and three passes defended. Mack was recognized as AFC Defensive Player of the Month for his efforts in November.

Mack became just the second player in the last 15 years to record five sacks, five tackles for loss, multiple pass breakups and multiple strip-sacks in a single November and is just the sixth player to do so in any month over the past 15 seasons.

### PLAYERS WITH FIVE SACKS, FIVE TACKLES FOR LOSS, MULTIPLE STRIP-SACKS AND MULTIPLE PASSES DEFENSED, SINGLE MONTH, NFL, SINCE 2008

Month	Team	Player	Sks	TFLs	PD	Strip-Sks
Nov. 2023	LAC	<b>OLB Khalil Mack</b>	<b>6.0</b>	<b>5</b>	<b>3</b>	<b>2</b>
Sept. 2023	Pit.	LB T.J. Watt	6.0	5	2	2
Sept. 2019	T.B.	OLB Shaquil Barrett	9.0	7	2	3
Nov. 2016	NYG	DE Jason Pierre-Paul	5.5	5	4	2
Oct. 2011	Min.	DE Jared Allen	8.0	7	2	2
Oct. 2009	Was.	DE Andre Carter	5.5	7	2	2

## MACK TOPS 100 CAREER SACKS

In the 150th regular-season game of his career, **OLB Khalil Mack** eclipsed 100 career sacks in the second quarter on a nine-yard takedown. Among active players, Mack's 106.0 sacks rank No. 4.

### SACKS, ACTIVE NFL PLAYERS

Rank	Team/s	Player	Sacks
1.	Den./LAR/Buf.	OLB Von Miller	126.5
2.	N.O.	DE Cameron Jordan	117.5
3.	Ari./Jax./Bal./Atl./Mia.	DL Calais Campbell	107.5
4.	Oak./Chi./LAC	<b>OLB Khalil Mack</b>	<b>106.0</b>
5.	Pit.	LB T.J. Watt	103.0
6.	Cle.	DE Myles Garrett	95.5
7.	Min./Hou.	DE Danielle Hunter	93.0

# KHALIL MACK

## MACK DROPS SIX SACKS IN VICTORY



**Khalil Mack** had a historic performance in the team's 2023 Week 4 win over the Raiders. He set a career high with six sacks, including a pair of strip-sacks. It was the first six-sack performance by any NFL player since 2017 and just the sixth since the stat began being tracked in 1982.

Mack added 10 tackles (eight solo), five tackles for loss, four quarterback hits and a pass defended. He was the only player since at least 2000 to have six sacks and at least 10 tackles in a single game. He was recognized as AFC Defensive Player of the Week for his performance, the fourth weekly award of his career.

Along with his five-sack performance in 2015, Mack joined Hall of Fame LB Derrick Thomas as the only players with multiple games of five or more sacks since the stat started being tracked in 1982.

### SACKS, SINGLE GAME, NFL, SINCE 1982

Rk.	Team	Game	Player	Sacks
1.	K.C.	Nov. 11, 1990 vs. Sea.	LB Derrick Thomas	7.0
2.	LAC	Oct. 1, 2023 vs. L.V.	OLB Khalil Mack	6.0
	Atl.	Nov. 12, 2017 vs. Dal.	DL Adrian Clayborn	6.0
	NYG	Sept. 30, 2007 vs. Phi.	DE Osi Umenyiora	6.0
	K.C.	Sept. 6, 1998 vs. Oak.	LB Derrick Thomas	6.0
	S.F.	Nov. 13, 1983 vs. N.O.	DE Fred Dean	6.0
7.	S.F.	Nov. 19, 2012 vs. Chi.	OLB Aldon Smith	5.5
	Det.	Sept. 4, 1983 at T.B.	DE William Gay	5.5

## MACK MAKES HISTORY

**Khalil Mack** eclipsed 12 sacks in 2023, the third season of his career with at least 12 sacks — and with his third franchise. He joined Hall of Famer Kevin Greene as the only two players to have a 12-sack season with three different franchises since the individual sack became an official statistic in 1982.

### PLAYERS WITH 12-SACK SEASON WITH THREE DIFFERENT FRANCHISES, NFL, SINCE 1982

Player	Teams (Seasons)
OLB Khalil Mack	Raiders ('15), Bears ('18), Chargers ('23)
LB Kevin Greene*	Rams ('88-90), Steelers ('93-94), Panthers ('96, '99)

*\*Pro Football Hall of Famer*

## TOP OF THE CHARTS

**Khalil Mack** ranked fourth in the NFL in 2023 with 17.0 sacks, setting a new single-season career high. His four strip-sacks were tied for the second-most in the NFL.

### SACKS, NFL, 2023

Rank	Team	Player	Sacks
1.	Pit.	LB T.J. Watt	19.0
2.	Cin.	DE Trey Hendrickson	17.5
	Jax.	OLB Josh Allen	17.5
4.	LAC	OLB Khalil Mack	17.0
5.	Min.	OLB Danielle Hunter	16.5
6.	L.V.	DE Maxx Crosby	14.5

### STRIP SACKS, NFL, 2023

Rank	Team	Player	Strip-Sacks
1.	Mia.	LB Bradley Chubb	5
2.	LAC	OLB Khalil Mack	4
	Cle.	DE Myles Garrett	4
	Pit.	LB T.J. Watt	4
5.	Cin.	DE Trey Hendrickson	3
	Det.	DE Aidan Hutchinson	3
	Ind.	DE Samson Ebukam	3
	L.V.	DE Malcolm Koonce	3
	Min.	OLB Danielle Hunter	3
	T.B.	OLB Shaquil Barrett	3

## MACK ATTACK

By setting his career high with 17.0 sacks in 2023, **Khalil Mack** tied for the most sacks in a single season by a Charger since the individual sack began being tracked in 1982.

Mack forced a total of five fumbles on the year, including four that were strip-sacks. Since forced fumbles began being tracked in 1994, Mack's five tied for the third-most by a Charger in a single season.

### SACKS, SINGLE SEASON, CHARGERS, SINCE 1982

Rank	Season	Player	Sacks
1.	2023	OLB Khalil Mack	17.0
	2006	LB Shawne Merriman	17.0
	1992	DE Leslie O'Neal	17.0
4.	1986	DE Lee Williams	15.0
5.	1989	DE Lee Williams	14.0

### FORCED FUMBLES, SINGLE SEASON, CHARGERS, SINCE 1994

Rank	Season	Player	Forced Fumbles
1.	2021	OLB Joey Bosa	7
	2009	LB Shaun Phillips	7
3.	2023	OLB Khalil Mack	5
	—	Two Other Players	5



# KHALIL MACK

## KHALIL RE-WRITES THE RECORD BOOK

With six sacks in the 2023 Week 4 victory over Las Vegas, **Khalil Mack** set the franchise single-game record, breaking DE Leslie O'Neal's mark of five sacks in 1986.

### SACKS, SINGLE GAME, CHARGERS, SINCE 1982

Rank	Game	Player	Sacks
1.	Oct. 1, 2023 vs. L.V.	OLB Khalil Mack	6.0
	Nov. 16, 1986 vs. Dal.	DE Leslie O'Neal	5.0
3.	Dec. 18, 2011 vs. Bal.	OLB Antwan Barnes	4.0
	Oct. 3, 2010 vs. Ari.	LB Shaun Phillips	4.0
	Oct. 22, 1995 at Sea.	DE Leslie O'Neal	4.0
	Dec. 6, 1992 at Phx.*	DE Leslie O'Neal	4.0
	Dec. 22, 1991 vs. Den.	DE Leslie O'Neal	4.0

*\*Phoenix Cardinals*

## MACK'S PICKS BY PASSER

**Khalil Mack** has picked off three passes, including two that he returned for a touchdown. Below is a look at his career regular-season interceptions by quarterback:

### REGULAR-SEASON CAREER INTs BY PASSER (3)

INTs	Passer	Most Recent INT
1	QB Kirk Cousins	Nov. 16, 2020 vs. Min.
	QB DeShone Kizer	Sept. 9, 2018 at G.B.
	QB Cam Newton	Nov. 27, 2016 vs. Car.



## MACK'S SACKS BY PASSER

**Khalil Mack** has sacked 49 players in the regular season for a total of 106.0 career sacks. Below is a list of his career sacks by passer:

### REGULAR-SEASON CAREER SACKS BY PASSER (106.0)

Sacks	Passer	Most Recent Sack
6.0	QB Aidan O'Connell	Oct. 1, 2023 vs. L.V.
	QB Brock Osweiler	Nov. 21, 2016 vs. Hou.
5.5	QB Aaron Rodgers	Oct. 17, 2021 vs. G.B.
	QB Alex Smith	aDec. 10, 2017 at K.C.
5.0	QB Trevor Siemian	Nov. 26, 2017 vs. Den.
4.0	QB Derek Carr	Sept. 11, 2022 L.V.
	QB Kirk Cousins	Dec. 20, 2020 at Min.
	QB Dak Prescott	Oct. 16, 2023 vs. Dal.
3.0	QB Tom Brady	Oct. 8, 2020 vs. T.B.
	QB Jared Goff	Oct. 3, 2021 vs. Det.
	QB Josh McCown	Sept. 17, 2017 vs. NYJ
	QB Jameis Winston	Nov. 3, 2024 at Cle.
2.0	QB Sam Bradford	Sept. 23, 2018 at Ari.
	QB Teddy Bridgewater	Oct. 18, 2020 at Car.
	QB Joe Flacco	Sept. 15, 2019 at Den.
	QB Lamar Jackson	Nov. 26, 2023 vs. Bal.
	QB Daniel Jones	Sept. 20, 2020 vs. NYG
	QB Colin Kaepernick	Dec. 7, 2017 vs. S.F.
	QB Case Keenum	Sept. 23, 2019 at Was.
	QB Jordan Love	Nov. 19, 2023 at G.B.
	QB Patrick Mahomes	Sept. 15, 2022 at K.C.
	QB Marcus Mariota	Nov. 29, 2015 at Ten.
	QB Baker Mayfield	Sept. 26, 2021 at Cle.
	QB Philip Rivers	Oct. 27, 2019 vs. LAC
	QB Geno Smith	Dec. 3, 2017 vs. NYG
	QB Matthew Stafford	Nov. 11, 2018 vs. Det.
	QB Russell Wilson	Oct. 17, 2022 vs. Den.
	QB Zach Wilson	Nov. 6, 2023 at NYJ
	QB Bailey Zappe	Dec. 3, 2023 at N.E.
1.5	QB Gardner Minshew II	Sept. 8, 2024 vs. L.V.
1.0	QB Blake Bortles	Oct. 23, 2016 at Jax.
	QB Drew Brees	Nov. 1, 2020 vs. N.O.
	QB Joe Burrow	Sept. 19, 2021 vs. Cin.
	QB Jay Cutler	Oct. 4, 2015 at Chi.
	QB Justin Fields	Sept. 22, 2024 at Pit.
	QB Ryan Fitzpatrick	Sept. 30, 2018 vs. T.B.
	QB Nick Foles	Dec. 26, 2022 at Ind.
	QB Blaine Gabbert	Jan. 7, 2024 vs. K.C.
	QB Jimmy Garoppolo	Nov. 13, 2022 at S.F.
	QB DeShone Kizer	Sept. 9, 2018 at G.B.
	QB Eli Manning	Dec. 2, 2018 at NYG
	QB Davis Mills	Oct. 2, 2022 at Hou.
	QB Cam Newton	Nov. 27, 2016 vs. Car.
	QB Kyle Orton	Dec. 21, 2014 vs. Buf.
	QB Spencer Rattler	Oct. 27, 2024 vs. N.O.
	QB Jarrett Stidham	Dec. 31, 2023 at Den.
	QB Tyrod Taylor	Dec. 4, 2016 vs. Buf.
	QB Deshaun Watson	Dec. 13, 2020 vs. Hou.
0.5	QB Matt Ryan	Sept. 27, 2020 at Atl.

### POSTSEASON CAREER SACKS BY PASSER (1.0)

Sacks	Passer	Most Recent Sack
1.0	QB Trevor Lawrence	Jan. 14, 2023 at Jax.*

*\*AFC Wild Card*

# JOEY BOSA



## NOT YOUR AVERAGE JOEY

Since entering the NFL in 2016, **Joey Bosa** has been a force, recording the sixth-best sacks-per-game over that span (min. 80 games played). He is also ranks No. 10 in that time with 69.0 sacks.

### SACKS PER GAME, MIN. 80 GAMES PLAYED, SINCE 2016

Rank	Team/s	Player	Sacks/Game
1.	Pit.	LB T.J. Watt	0.92
2.	Cle.	DE Myles Garrett	0.88
3.	Ari./L.V.	OLB Chandler Jones	0.77
4.	Min./Hou.	OLB Danielle Hunter	0.76
5.	LAR	DT Aaron Donald	0.75
6.	<b>LAC</b>	<b>OLB Joey Bosa</b>	<b>0.70</b>
7.	N.O./Cin.	DE Trey Hendrickson	0.69
8.	<b>Oak./Chi./LAC</b>	<b>OLB Khalil Mack</b>	<b>0.69</b>
9.	L.V.	DE Maxx Crosby	0.64
10.	Den./LAR/Buf.	OLB Von Miller	0.63

### SACKS, NFL, SINCE 2016

Rank	Team/s	Player	Sacks
1.	Pit.	LB T.J. Watt	103.0
2.	Cle.	DE Myles Garrett	95.5
3.	LAR	DT Aaron Donald	91.0
5.	<b>Oak./Chi./LAC</b>	<b>OLB Khalil Mack</b>	<b>87.0</b>
	Min./Hou.	OLB Danielle Hunter	87.0
6.	K.C.	DT Chris Jones	78.5
	N.O.	DE Cameron Jordan	78.5
8.	Ari./L.V.	OLB Chandler Jones	76.0
9.	Jax./Min./Bal./L.V./Ind./Chi.	DE Yannick Ngakoue	70.5
	N.O./Cin.	DE Trey Hendrickson	70.5
10.	<b>LAC</b>	<b>OLB Joey Bosa</b>	<b>69.0</b>
11.	Bal./N.E./Atl.	LB Matthew Judon	68.0

## FORCING THE ISSUE

After leading the NFL with seven strip-sacks in 2021, **Joey Bosa** continues to be among the league's best at jarring the ball free. He had one strip-sack in 2023 to reach 14 career strip-sacks. Bosa has nine strip-sacks since 2021, tied for the third-most in the NFL over that span and ranks tied for No. 2 in forced fumbles.

### STRIP-SACKS, NFL, SINCE 2021

Rank	Team/s	Player	Strip-Sacks
1.	Cin.	DE Trey Hendrickson	10
	Pit.	LB T.J. Watt	10
3.	<b>LAC</b>	<b>OLB Joey Bosa</b>	<b>9</b>
	Cle.	DE Myles Garrett	9
5.	Car./Phi./NYJ	LB Haason Reddick	8
	Den./Mia.	OLB Bradley Chubb	8
	S.F.	DL Nick Bosa	8
8.	—	Four Other Players	7

### FORCED FUMBLES, NFL, SINCE 2021

Rank	Team/s	Player	Forced Fumbles
1.	Pit.	LB T.J. Watt	14
2.	<b>LAC</b>	<b>OLB Joey Bosa</b>	<b>10</b>
	Cin.	DE Trey Hendrickson	10
	S.F.	LB Fred Warner	10
5.	<b>Chi./LAC</b>	<b>OLB Khalil Mack</b>	<b>9</b>
	Cle.	DE Myles Garrett	9
	Den./Mia.	OLB Bradley Chubb	9
	T.B.	S Antoine Winfield Jr.	9
	S.F.	DL Nick Bosa	9
10.	—	Four Other Players	8

Bosa has gone for the ball when taking down the quarterback since he entered the NFL. His 14 career strip-sacks are tied for the ninth-most since 2016.

10 of Bosa's 14 career strip-sacks came on third down, which leads the NFL over that span. Seven of his third-down strip-sacks have come since 2021, which is also a league-high.

### STRIP-SACKS, THIRD DOWN, NFL, SINCE 2016

Rk.	Team/s	Player	Strip-Sacks
1.	<b>LAC</b>	<b>OLB Joey Bosa</b>	<b>10</b>
2.	StL/LAR/Mia./Dal./Chi./Phi.	LB Robert Quinn	8
	Jax./LAR/Atl./Dal.	DE Dante Fowler Jr.	8
	Pit.	LB T.J. Watt	8
5.	LAR	DT Aaron Donald	7

### STRIP-SACKS, THIRD DOWN, NFL, SINCE 2021

Rank	Team/s	Player	Strip-Sacks
1.	<b>LAC</b>	<b>OLB Joey Bosa</b>	<b>7</b>
2.	S.F./Ind.	DE Samson Ebukam	5
	Pit.	LB T.J. Watt	5
4.	Sea./Chi.	DE Darrell Taylor	4
	Cin.	DE Trey Hendrickson	4
	T.B.	OLB Shaquil Barrett	4

# JOEY BOSA

## BOSA'S SACKS BY PASSER

Joey Bosa has 69.0 career sacks. He has sacked QB Derek Carr 8.5 times in his career, more than he's sacked any other quarterback. Bosa has brought down 41 different passers in his career, including 17 more than once. Below is a look at his career sacks by passer:

### REGULAR-SEASON CAREER SACKS BY PASSER (69.0)

Sacks	Passer	Most Recent Sack
8.5	QB Derek Carr	Sept. 11, 2022 vs. L.V.
4.0	QB Ryan Tannehill	Sept. 17, 2023 at Ten.
3.5	QB Trevor Siemian	Oct. 22, 2017 vs. Den.
	QB Gardner Minshew II	Sept. 8, 2024 vs. L.V.
2.5	QB Patrick Mahomes	Dec. 16, 2021 vs. K.C.
	QB Josh Rosen	Sept. 29, 2019 at Mia.
	QB Zach Wilson	Nov. 6, 2023 at NYJ
2.0	QB Josh Allen	Nov. 29, 2020 at Buf.
	QB Kirk Cousins	Sept. 24, 2023 at Min.
	QB Robert Griffin III	Dec. 24, 2016 at Cle.
	QB Eli Manning	Oct. 8, 2015 at NYG
	QB Ben Roethlisberger	Nov. 21, 2021 vs. Pit.
	QB Matt Ryan	Oct. 23, 2016 at Atl.
	QB Alex Smith	Sept. 24, 2017 vs. K.C.
	QB Mitchell Trubisky	Oct. 27, 2019 at Chi.
1.5	QB Lamar Jackson	Oct. 17, 2021 at Bal.
	QB Aaron Rodgers	Nov. 3, 2019 vs. G.B.
1.0	WR Davante Adams	Sept. 11, 2022 vs. L.V.
	QB Tyson Bagent	Oct. 29, 2023 vs. Chi.
	QB Matt Barkley	Nov. 29, 2020 at Buf.
	QB Blake Bortles	Nov. 12, 2017 at Jax.
	QB Tom Brady	Oct. 29, 2017 at N.E.
	QB Drew Brees	Oct. 12, 2020 at N.O.
	QB Teddy Bridgewater	Sept. 27, 2020 vs. Car.
	QB Jacoby Brissett	Sept. 8, 2019 vs. Ind.
	QB Joe Burrow	Sept. 13, 2020 at Cin.
	QB Jeff Driskel	Dec. 9, 2018 vs. Cin.
	QB Joe Flacco	Oct. 6, 2019 vs. Den.
	QB Ryan Fitzpatrick	Sept. 12, 2021 at Was.
	QB Mike Glennon	Dec. 12, 2021 vs. NYG
	QB Jalen Hurts	Nov. 7, 2021 at Phi.
	QB Case Keenum	Dec. 30, 2017 at Den.
	QB DeShone Kizer	Dec. 3, 2017 vs. Cle.
	QB Drew Lock	Nov. 28, 2021 at Den.
	QB Cam Newton	Dec. 11, 2016 at Car.
	QB Tyrod Taylor	Nov. 19, 2017 vs. Buf.
	QB Russell Wilson	Jan. 8, 2023 at Den.
	QB Jameis Winston	Dec. 4, 2016 vs. T.B.
	QB Bryce Young	Sept. 15, 2024 at Car.
0.5	QB Brock Osweiler	Nov. 27, 2016 at Hou.
	QB Deshaun Watson	Sept. 22, 2019 vs. Hou.

### POSTSEASON CAREER SACKS BY PASSER (1.0)

Sacks	Passer	Most Recent Sack
1.0	QB Lamar Jackson	Jan. 6, 2019 at Bal.*

\*AFC Wild Card



## ONE OF A KIND

With 8.5 sacks in his first eight games of 2017, **Joey Bosa** brought his career total to 19.0 sacks over his first 20 career games. That topped the previous NFL record of 18.5 set by Aldon Smith in 2012.

### SACKS, FIRST 20 CAREER GAMES, NFL HISTORY

Rank	Team	Player	Sacks
1.	Chargers	DE <b>Joey Bosa</b>	19.0
2.	49ers	LB Aldon Smith	18.5
3.	Cowboys	LB Micah Parsons	17.0
	Packers	LB Clay Matthews	17.0

## BRING THE HEAT

**Joey Bosa** ranks third in sacks in team history after reaching 66 for his career. He eclipsed 50 in his 67th game of his career, setting the mark for the fastest by any player in Chargers history.

### CAREER SACKS LEADERS, CHARGERS HISTORY SINCE 1982

Rank	Seasons	Player	Sacks
1.	1986-95	DE Leslie O'Neal	105.5
2.	2004-12	LB Shaun Phillips	69.5
3.	2016-Present	OLB <b>Joey Bosa</b>	69.0
4.	1984-90	DE Lee Williams	65.5
5.	2012-20	DE Melvin Ingram III	49.0
6.	1990-2002	LB Junior Seau	47.0

### FEWEST GAMES TO 50 SACKS, CHARGERS HISTORY

Rank	Seasons	Player	Games
1.	2016-21	OLB <b>Joey Bosa</b>	67
2.	1986-91	DE Leslie O'Neal	70
3.	1984-89	DE Lee Williams	75
4.	2004-10	LB Shaun Phillips	96



# CAMERON DICKER

## MAKING NFL HISTORY

**Cameron Dicker** has made 69-of-74 career field goal attempts. His field goal percentage of 93.2 is the second-best in NFL history by a player with at least 50 attempts.

### FIELD GOAL PCT., MIN. 50 ATTEMPTS, NFL HISTORY

Rank	Team/s	Player	Field Goal Pct. (Made-Att.)
1.	Dal.	K Brandon Aubrey	93.3 (56-60)
2.	Phi./LAC	<b>K Cameron Dicker</b>	<b>93.2 (69-74)</b>
3.	Bal.	K Justin Tucker	89.7 (410-457)
4.	Chi./NYJ/Car.	K Eddie Pineiro	89.2 (99-111)
5.	K.C.	K Harrison Butker	89.1 (212-238)

## DICKER KICKS CONSISTENTLY

**Cameron Dicker** has made 58 of his 59 career field goal attempts from less than 50 yards out. His 98.3 percentage on field goals from less than 50 yards is the best by any NFL kicker in at least the last 30 seasons (min. 40 attempts of less than 50 yards).

### FIELD GOAL PCT., LESS THAN 50-YARD ATTEMPTS, MIN. 40 ATTEMPTS, NFL, SINCE 1991

Rk.	Team/s	Player	Field Goal Pct. (Made-Att.)
1.	Phi./LAC	<b>K Cameron Dicker</b>	<b>98.3 (58-59)</b>
2.	Bal.	K Justin Tucker	95.4 (350-367)
3.	K.C.	K Harrison Butker	93.8 (182-194)
4.	Dal.	K Brandon Aubrey	92.5 (37-40)
5.	Jax./Det./Cle./NYJ	K Riley Patterson	91.8 (56-61)

## DICKER MATCHES FRANCHISE RECORDS

To open scoring in the second quarter against Arizona, **Cameron Dicker** made a 59-yard field goal to give the Bolts a 3-0 lead. Dicker's field goal marked a career-long for the Texas product and matched a franchise record set by K Michael Badgley on Dec. 9, 2018 against Cincinnati.

Dicker was good from 50-plus twice, scoring again from 50 yards in the second quarter marking his second career game with multiple 50-yard field goals. The feat matched a single-game franchise record for 50-plus yard field goals. He is one of only two Chargers to accomplish the feat, joining John Carney who also did so twice.

### LONGEST MADE FIELD GOAL, CHARGERS HISTORY

Rank	Game	Player	Distance
1.	<b>Oct. 21, 2024 at Ari.</b>	<b>K Cameron Dicker</b>	<b>59 yards</b>
	Dec. 9, 2018 vs. Cin.	Michael Badgley	59 yards
3.	Dec. 21, 2008 at T.B.	Nate Kaeding	57 yards
4.	Nov. 6, 2023 at NYJ	K Cameron Dicker	55 yards
	Oct. 22, 2023 at K.C.	K Cameron Dicker	55 yards
	Nov. 29, 2009 vs. K.C.	K Nate Kaeding	55 yards



## THE BEST THROUGH THREE SEASONS

As a rookie, **Cameron Dicker** made 21-of-22 field goals (95.5 pct.) to set the record for best field goal percentage by a rookie kicker since the 1970 NFL-AFL Merger (min. 15 att.). He has continued his excellence with the Bolts, making 69-of-74 career attempts (93.2 pct.). Dicker's 93.2 career field goal percentage is the second-best within the first three seasons of a career among kickers with at least 50 field goal attempts.

### FIELD GOAL PCT., FIRST THREE SEASONS, MIN. 50 ATTEMPTS, NFL, SINCE 1970

Rank	Team/s	Player	Field Goal Pct. (Made-Att.)
1.	Dal.	K Brandon Aubrey	93.3 (56-60)
2.	Phi./LAC	<b>K Cameron Dicker</b>	<b>93.2 (69-74)</b>
3.	Dal.	K Dan Bailey	90.8 (89-98)
4.	Bal.	K Justin Tucker	89.8 (97-108)
5.	K.C.	K Harrison Butker	89.7 (96-107)

# CAMERON DICKER

## DICKER'S KICKS BY VENUE & SURFACE

### REGULAR-SEASON KICKING BY VENUE

Stadium*	GP	FGM	FGA	Pct.	1-19	20-29	30-39	40-49	50+	Lg	XPM	XPA	Pts
Acrisure Stadium . . . . .	1	1	1	100.0	0-0	1-1	0-0	0-0	0-0	28	1	1	4
Allegiant Stadium . . . . .	2	3	3	66.7	0-0	0-0	2-2	0-0	0-1	37	5	5	11
Bank of America Stadium . . . . .	2	2	2	100.0	0-0	0-0	0-0	2-2	0-0	46	2	3	8
Empower Field at Mile High . . . . .	3	8	9	88.9	0-0	1-1	3-3	2-2	2-3	52	4	4	28
GEHA Field at Arrowhead Stadium . . . . .	1	1	1	100.0	0-0	0-0	0-0	0-0	1-1	55	2	2	5
Gillette Stadium . . . . .	2	2	2	100.0	0-0	0-0	2-2	0-0	0-0	38	2	2	6
Huntington Bank Field . . . . .	0	1	1	0.0	0-0	0-0	0-0	0-1	0-0	—	3	4	3
Lambeau Field . . . . .	2	2	2	100.0	0-0	2-2	0-0	0-0	0-0	26	2	2	8
Levi's Stadium . . . . .	3	3	3	100.0	0-0	1-1	0-0	2-2	0-0	47	1	1	10
Lucas Oil Stadium . . . . .	2	2	2	100.0	0-0	2-2	0-0	0-0	0-0	24	2	2	8
Mercedes-Benz Superdome . . . . .	2	2	2	100.0	0-0	0-0	2-2	0-0	0-0	37	2	2	8
MetLife Stadium . . . . .	2	2	2	100.0	0-0	0-0	1-1	0-0	1-1	55	3	3	9
Nissan Stadium . . . . .	3	3	3	100.0	0-0	1-1	2-2	0-0	0-0	33	1	1	10
SoFi Stadium . . . . .	16	31	32	96.9	0-0	9-9	4-4	13-13	5-6	53	35	36	128
State Farm Stadium . . . . .	3	8	8	100.0	0-0	3-3	0-0	3-3	2-2	59	4	4	13
U.S. Bank Stadium . . . . .	1	0	1	0.0	0-0	0-0	0-0	0-0	0-1	—	4	4	4
<b>Totals . . . . .</b>	<b>36</b>	<b>69</b>	<b>74</b>	<b>93.2</b>	<b>0-0</b>	<b>20-20</b>	<b>16-16</b>	<b>22-23</b>	<b>11-15</b>	<b>59</b>	<b>71</b>	<b>74</b>	<b>278</b>
<i>Artificial Surfaces . . . . .</i>	<i>23</i>	<i>44</i>	<i>46</i>	<i>95.6</i>	<i>0-0</i>	<i>13-13</i>	<i>11-11</i>	<i>15-15</i>	<i>6-8</i>	<i>55</i>	<i>49</i>	<i>51</i>	<i>181</i>
<i>Grass Surfaces . . . . .</i>	<i>13</i>	<i>25</i>	<i>28</i>	<i>89.3</i>	<i>0-0</i>	<i>8-8</i>	<i>5-5</i>	<i>7-8</i>	<i>5-7</i>	<i>59</i>	<i>22</i>	<i>23</i>	<i>97</i>

### POSTSEASON KICKING BY VENUE

Stadium*	GP	FGM	FGA	Pct.	1-19	20-29	30-39	40-49	50+	Lg	XPM	XPA	Pts
TIAA Bank Field . . . . .	1	3	4	75.0	0-0	2-2	0-0	0-1	1-1	50	3	3	12
<b>Totals . . . . .</b>	<b>1</b>	<b>3</b>	<b>4</b>	<b>75.0</b>	<b>0-0</b>	<b>2-2</b>	<b>0-0</b>	<b>0-1</b>	<b>1-1</b>	<b>50</b>	<b>3</b>	<b>3</b>	<b>12</b>
<i>Artificial Surfaces . . . . .</i>	<i>0</i>	<i>0</i>	<i>0</i>	<i>—</i>	<i>0-0</i>	<i>0-0</i>	<i>0-0</i>	<i>0-0</i>	<i>0-0</i>	<i>—</i>	<i>0</i>	<i>0</i>	<i>0</i>
<i>Grass Surfaces . . . . .</i>	<i>1</i>	<i>3</i>	<i>4</i>	<i>75.0</i>	<i>0-0</i>	<i>2-2</i>	<i>0-0</i>	<i>0-1</i>	<i>1-1</i>	<i>50</i>	<i>3</i>	<i>3</i>	<i>12</i>

\*Current or most recent name of venue when operational

## OTHER PLAYER NOTES

### TULI IMPACTS TWO PHASES

In the the team's Week 9 victory, **OLB Tuli Tuipulotu** recorded 2.5 sacks on defense and a pair of special teams tackles, becoming the first NFL player since 2020 and fifth since 2015 to have multiple sacks and multiple special teams tackles in the same game.

### PLAYER WITH MULTIPLE SACKS AND MULTIPLE SPECIAL TEAMS TACKLES, SINGLE GAME, NFL, SINCE 2010

Game	Tm.	Player	Scks.	ST Tkl.
Nov. 3, 2024 at Cle.	LAC	OLB Tuli Tuipulotu	2.5	2
Dec. 20, 2020 vs. Phi.	Ari.	LB Dennis Gardeck	2.0	2
Oct. 15, 2017 vs. Chi.	Bal.	LB Matthew Judon	2.0	2
Dec. 18, 2016 vs. Cle.	Buf.	LB Lorenzo Alexander	1.5	3
Dec. 6, 2015 at Oak.	K.C.	LB Frank Zombo	2.0	3

### MATLOCK A TWO-WAY PLAYER

**FB/DL Scott Matlock** became the first Charger since 1982, when sacks became an official statistic, to record a reception and a sack in a single game as he recorded one reception for nine yards and 1.0 sack in Week 8 against New Orleans.

It marks the 18th time that the feat has been accomplished and Matlock is one of just 13 players with both a reception and a sack in a single game since sacks became an official statistic.

### PLAYERS WITH A RECEPTION AND A SACK, SINGLE GAME, NFL, SINCE 1982

Game	Team	Player	Rec.	Sacks
Sept. 19, 1982 at Mia.	Bal.*	Barry Krauss	1	1.0
Dec. 8, 1985 at StL <sup>†</sup>	N.O.	James Haynes	1	1.0
Dec. 20, 1992 vs. Hou. <sup>^</sup>	Cle.	James Jones	1	1.0
Nov. 6, 1994 vs. N.E.	Cle.	James Jones	1	1.0
Sept. 11, 1995 vs. G.B.	Chi.	Jim Flanigan	1	1.0
Oct. 30, 1995 at Min.	Chi.	Jim Flanigan	1	1.0
Sept. 29, 2002 vs. Hou.	Phi.	Brian Dawkins	1	1.0
Dec. 26, 2005 at NYJ	N.E.	Mike Vrabel	2	1.0
Oct. 28, 2007 vs. Was.	N.E.	Mike Vrabel	1	3.0
Dec. 2, 2007 vs. S.D.	K.C.	Jared Allen	1	2.0
Dec. 23, 2007 at Det.	K.C.	Jared Allen	1	2.0
Sept. 7, 2008 vs. Sea.	Buf.	Ryan Denney	1	1.0
Nov. 16, 2014 at Cle.	Hou.	J.J. Watt	1	1.0
Nov. 30, 2014 vs. Ten.	Hou.	J.J. Watt	1	2.0
Dec. 6, 2015 at Ten.	Jax.	Tyson Alualu	1	1.0
Nov. 24, 2019 at Atl.	T.B.	Vita Vea	1	1.0
Dec. 22, 2019 vs. Cin.	Mia.	Christian Wilkins	1	1.0
Oct. 27, 2024 vs. N.O.	LAC	Scott Matlock	1	1.0

\*Baltimore Colts

†St. Louis Cardinals

^Houston Oilers

### MCCONKEY MAKES HIS MARK

Through the first eight games of his career, **WR Ladd McConkey** paces the team in receptions (35) and receiving yards (440) and touchdown grabs (four). His 35 catches are the third-most in team history through the first eight games of a career.

McConkey needs just seven catches to set the franchise record for receptions through the first nine games of a career.

### RECEPTIONS, FIRST EIGHT CAREER GAMES, CHARGERS HISTORY

Rank	Season	Player	Receptions
1.	2013	WR Keenan Allen <sup>†</sup>	38
2.	1971	WR Billy Parks	36
3.	2024	WR Ladd McConkey	35
4.	1997	TE Freddie Jones	27
5.	1979	TE Kellen Winslow	25
	1978	WR John Jefferson	25

### RECEPTIONS, FIRST NINE CAREER GAMES, CHARGERS HISTORY

Rank	Season	Player	Receptions
1.	2013	WR Keenan Allen <sup>†</sup>	41
2.	1971	WR Billy Parks	40
3.	2024	WR Ladd McConkey <sup>^</sup>	35
4.	1997	TE Freddie Jones	32
	1979	TE Kellen Winslow	32

<sup>†</sup>Pro Bowl Selection

<sup>†</sup>Professional Football Writers of America All-Rookie

<sup>^</sup>Has played eight career games

### MCCONKEY AND VIDAL SCORE IN DEBUTS

In Week 1, **WR Ladd McConkey** made his NFL debut and led the team with five receptions for 39 yards (7.8 avg.), including a 10-yard touchdown catch in the fourth quarter to put the game away. He was the 10th Charger in history to haul in a touchdown pass in an NFL debut.

Four weeks later, **RB Kimani Vidal** made his NFL debut and hauled in a 38-yard touchdown on his first career reception. He became the 11th Charger ever to have a touchdown catch in a debut and the first Bolts running back since 1977 (Hank Bauer) to record a receiving touchdown on his first career reception.

### CHARGERS WITH RECEIVING TOUCHDOWN IN NFL DEBUT, SINCE 1970

Game	Player	Rec.	Rec. TD
Oct. 13, 2024 at Den.	RB Kimani Vidal	2	1
Sept. 8, 2024 vs. L.V.	WR Ladd McConkey	5	1
Sept. 11, 2022 vs. L.V.	FB Zander Horvath	2	1
Oct. 4, 2020 at T.B.	WR Tyron Johnson	1	1
	TE Donald Parham Jr.	1	1
Sept. 8, 2002 at Cin.	TE Josh Norman	1	1
Aug. 31, 1997 at N.E.	TE Freddie Jones	4	1
Sept. 1, 1991 at Pit.	WR Shawn Jefferson	3	1
Sept. 7, 1981 vs. Cle.	RB James Brooks	2	1
Sept. 3, 1978 at Sea.	WR John Jefferson	3	2
Sept. 19, 1971 vs. K.C.	RB Mike Montgomery	3	1



# CAREER NUMBERS AGAINST TITANS

## 97 JOEY BOSA OLB

### REGULAR SEASON DEFENSE

Date	Opp.	Res.	GP/GS	Tot	Solo	Asst	Sk	Yds	TFL	QBH	INT	Yds	Lg	TD	PD	FF	FR	Yds
11/06/16	Ten.	W	1/1	1	0	1	0.0	0	0	1	0	0	—	0	0	0	0	0
10/20/19	at Ten.	L	1/1	6	4	2	2.0	17	1	3	0	0	—	0	0	1	0	0
9/17/23	at Ten.	L	1/0	4	3	1	2.0	21	2	2	0	0	—	0	0	0	0	0
<b>Totals</b>			<b>1-3</b>	<b>3/2</b>	<b>11</b>	<b>7</b>	<b>4</b>	<b>4.0</b>	<b>38</b>	<b>3</b>	<b>6</b>	<b>0</b>	<b>0</b>	<b>0</b>	<b>0</b>	<b>1</b>	<b>0</b>	<b>0</b>

## 9 DJ CHARK JR. WR

### REGULAR SEASON RECEIVING

Date	Opp.	Res.	GP/GS	Rec.	Yds	Avg.	Lg	TD
9/23/18	Ten.	L	1/0	0	0	—	—	0
9/19/19	Ten.	W	1/1	4	76	19.0	37	1
11/24/19	at Ten.	L	1/1	5	38	7.6	12	0
9/20/20	at Ten.	L	1/1	4	84	21.0	45	0
12/13/20	Ten.	L	1/1	2	16	8.0	11	0
11/26/23	at Ten.	L	1/0	3	34	11.3	19	0
<b>Totals</b>			<b>1-5</b>	<b>6/4</b>	<b>18</b>	<b>248</b>	<b>13.8</b>	<b>45</b>

## 12 DERIUS DAVIS WR

### REGULAR SEASON RECEIVING

Date	Opp.	Res.	GP/GS	Rec.	Yds	Avg.	Lg	TD
9/17/23	at Ten.	L	1/0	0	0	—	—	0
<b>Totals</b>			<b>0-1</b>	<b>1/0</b>	<b>0</b>	<b>0</b>	<b>—</b>	<b>0</b>

## 11 CAMERON DICKER K

### REGULAR SEASON KICKING

Date	Opp.	Res.	GP	FGM	FGA	Pct.	Lg	XPM	Pts
12/18/22	Ten.	W	1	1	1	100.0	43	2	5
9/17/23	at Ten.	L	1	3	3	100.0	33	1	10
<b>Totals</b>			<b>1-1</b>	<b>2</b>	<b>4</b>	<b>100.0</b>	<b>43</b>	<b>3</b>	<b>15</b>

## 81 WILL DISSLY TE

### REGULAR SEASON RECEIVING

Date	Opp.	Res.	GP/GS	Rec.	Yds	Avg.	Lg	TD
9/19/21	at Ten.	L	1/1	0	0	—	—	0
12/24/23	at Ten.	W	1/1	1	6	6.0	6	0
<b>Totals</b>			<b>1-1</b>	<b>2/2</b>	<b>1</b>	<b>6</b>	<b>6.0</b>	<b>6</b>

## 27 J.K. DOBBINS RB

### REGULAR SEASON OFFENSE

Date	Opp.	Res.	GP/GS	Att	Yds	Avg.	Lg	TD	Rec.	Yds	Avg.	Lg	TD	Scrim. Yds	Scrim. TD
11/22/20	Ten.	L	1/0	15	70	4.7	11	1	2	15	7.5	9	0	85	1
<b>Totals</b>			<b>0-1</b>	<b>1/0</b>	<b>15</b>	<b>70</b>	<b>4.7</b>	<b>11</b>	<b>1</b>	<b>2</b>	<b>15</b>	<b>7.5</b>	<b>9</b>	<b>0</b>	<b>85</b>

## 48 BUD DUPREE OLB

### REGULAR SEASON DEFENSE

Date	Opp.	Res.	GP/GS	Tot	Solo	Asst	Sk	Yds	TFL	QBH	INT	Yds	Lg	TD	PD	FF	FR	Yds
11/16/17	Ten.	W	1/1	2	1	1	0.0	0	0	0	0	0	—	0	0	0	0	0
10/25/20	at Ten.	W	1/1	0	0	0	0.0	0	0	0	0	0	—	0	0	0	0	0
10/29/23	at Ten.	L	1/1	3	2	1	1.0	1	1	1	0	0	—	0	0	0	0	0
<b>Totals</b>			<b>2-1</b>	<b>3/3</b>	<b>5</b>	<b>3</b>	<b>2</b>	<b>1.0</b>	<b>1</b>	<b>1</b>	<b>1</b>	<b>0</b>	<b>0</b>	<b>0</b>	<b>0</b>	<b>0</b>	<b>0</b>	<b>0</b>

## 95 POONA FORD DL

### REGULAR SEASON DEFENSE

Date	Opp.	Res.	GP/GS	Tot	Solo	Asst	Sk	Yds	TFL	QBH	INT	Yds	Lg	TD	PD	FF	FR	Yds
9/19/22	Ten.	L	1/1	4	2	2	0.0	0	1	1	0	0	—	0	0	0	0	0
<b>Totals</b>			<b>0-1</b>	<b>1/1</b>	<b>4</b>	<b>2</b>	<b>2</b>	<b>0.0</b>	<b>0</b>	<b>1</b>	<b>1</b>	<b>0</b>	<b>0</b>	<b>0</b>	<b>0</b>	<b>0</b>	<b>0</b>	<b>0</b>

## 56 MORGAN FOX DL

### REGULAR SEASON DEFENSE

Date	Opp.	Res.	GP/GS	Tot	Solo	Asst	Sk	Yds	TFL	QBH	INT	Yds	Lg	TD	PD	FF	FR	Yds
12/24/17	at Ten.	W	1/0	0	0	0	0.0	0	0	0	0	0	—	0	0	0	0	0
12/18/22	Ten.	W	1/1	0	0	0	0.0	0	0	0	0	0	—	0	0	0	0	0
9/17/23	at Ten.	L	1/0	1	1	0	1.0	13	1	2	0	0	—	0	0	0	0	0
<b>Totals</b>			<b>2-0</b>	<b>2/1</b>	<b>1</b>	<b>1</b>	<b>0</b>	<b>1.0</b>	<b>13</b>	<b>1</b>	<b>2</b>	<b>0</b>	<b>0</b>	<b>0</b>	<b>0</b>	<b>0</b>	<b>0</b>	<b>0</b>

## 32 ALOHI GILMAN S

### REGULAR SEASON DEFENSE

Date	Opp.	Res.	GP/GS	Tot	Solo	Asst	Sk	Yds	TFL	QBH	INT	Yds	Lg	TD	PD	FF	FR	Yds
12/18/22	at Ten.	W	1/1	8	4	4	0.0	0	0	0	0	0	—	0	0	0	0	0
9/17/23	at Ten.	L	1/1	6	3	3	0.0	0	0	0	0	0	—	0	0	0	0	0
<b>Totals</b>			<b>1-1</b>	<b>2/2</b>	<b>7</b>	<b>7</b>	<b>0</b>	<b>0.0</b>	<b>0</b>	<b>0</b>	<b>0</b>	<b>0</b>	<b>0</b>	<b>0</b>	<b>0</b>	<b>0</b>	<b>0</b>	<b>0</b>

# CAREER NUMBERS AGAINST TITANS

**8**

**TAYLOR HEINICKE**

**QB**

**REGULAR SEASON PASSING**

Date	Opp.	Res.	GP/GS	Cmp	Att	Pct.	Yds	Y/A	TD	INT	Lg	Sacks	Yds Lost	Rating
10/29/23	at Ten.	L	1/0	12	21	57.1	175	7.45	1	0	52	1	8	100.3
<b>Totals</b>		<b>0-1</b>	<b>1/0</b>	<b>12</b>	<b>21</b>	<b>57.1</b>	<b>175</b>	<b>7.45</b>	<b>1</b>	<b>0</b>	<b>52</b>	<b>1</b>	<b>8</b>	<b>100.3</b>

**REGULAR SEASON RUSHING**

Date	Opp.	Res.	GP/GS	Att	Yds	Avg.	Lg	TD
10/29/23	at Ten.	L	1/0	2	14	7.0	11	0
<b>Totals</b>		<b>0-1</b>	<b>1/0</b>	<b>2</b>	<b>14</b>	<b>7.0</b>	<b>11</b>	<b>0</b>

**10**

**JUSTIN HERBERT**

**QB**

**REGULAR SEASON PASSING**

Date	Opp.	Res.	GP/GS	Cmp	Att	Pct.	Yds	Y/A	TD	INT	Lg	Sacks	Yds Lost	Rating
12/18/22	Ten.	W	1/1	28	42	66.7	313	7.45	0	2	35	3	22	68.8
9/17/23	at Ten.	L (OT)	1/1	27	41	65.9	305	7.44	2	0	42	3	24	104.2
<b>Totals</b>		<b>1-1</b>	<b>2/2</b>	<b>55</b>	<b>83</b>	<b>66.3</b>	<b>618</b>	<b>7.45</b>	<b>2</b>	<b>2</b>	<b>42</b>	<b>6</b>	<b>46</b>	<b>86.3</b>

**REGULAR SEASON RUSHING**

Date	Opp.	Res.	GP/GS	Att	Yds	Avg.	Lg	TD
12/18/22	Ten.	W	1/1	1	2	2.0	2	0
9/17/23	at Ten.	L (OT)	1/1	1	0	0.0	0	0
<b>Totals</b>		<b>1-1</b>	<b>2/2</b>	<b>2</b>	<b>2</b>	<b>2.0</b>	<b>2</b>	<b>0</b>

**88**

**HAYDEN HURST**

**TE**

**REGULAR SEASON RECEIVING**

Date	Opp.	Res.	GP/GS	Rec.	Yds	Avg.	Lg	TD
10/14/18	at Ten.	W	1/0	0	0	—	—	0
11/27/22	at Ten.	W	1/1	6	57	9.5	29	0
<b>Totals</b>		<b>2-0</b>	<b>2/1</b>	<b>6</b>	<b>57</b>	<b>9.5</b>	<b>29</b>	<b>0</b>

**1**

**QUENTIN JOHNSTON**

**WR**

**REGULAR SEASON RECEIVING**

Date	Opp.	Res.	GP/GS	Rec.	Yds	Avg.	Lg	TD
9/17/23	at Ten.	L (OT)	1/0	1	7	7.0	7	0
<b>Totals</b>		<b>0-1</b>	<b>1/0</b>	<b>1</b>	<b>7</b>	<b>7.0</b>	<b>7</b>	<b>0</b>

**3**

**DERWIN JAMES JR.**

**S**

**REGULAR SEASON DEFENSE**

Date	Opp.	Res.	GP/GS	Tot	Solo	Asst	Sk	Yds	TFL	QBH	INT	Yds	Lg	TD	PD	FF	FR	Yds
10/21/18	Ten.	W	1/1	8	5	3	0.0	0	0	0	0	0	—	0	0	0	0	0
9/17/23	at Ten.	L (OT)	1/1	11	7	4	0.0	0	0	0	0	0	—	0	0	0	0	0
<b>Totals</b>		<b>1-1</b>	<b>2/2</b>	<b>19</b>	<b>12</b>	<b>7</b>	<b>0.0</b>	<b>0</b>	<b>0</b>	<b>0</b>	<b>0</b>	<b>0</b>	<b>—</b>	<b>0</b>	<b>0</b>	<b>0</b>	<b>0</b>	<b>0</b>

**52**

**KHALIL MACK**

**OLB**

**REGULAR SEASON DEFENSE**

Date	Opp.	Res.	GP/GS	Tot	Solo	Asst	Sk	Yds	TFL	QBH	INT	Yds	Lg	TD	PD	FF	FR	Yds
11/29/15	at Ten.	W	1/1	6	3	3	2.0	13	2	2	0	0	—	0	0	0	0	0
09/25/16	at Ten.	W	1/1	2	1	1	0.0	0	0	1	0	0	—	0	0	0	0	0
09/10/17	at Ten.	W	1/1	3	3	0	0.0	0	2	0	0	0	—	0	1	0	0	0
11/08/20	at Ten.	L	1/1	3	3	0	0.0	0	0	0	0	0	—	0	0	0	0	0
12/18/22	Ten.	W	1/1	5	3	2	0.0	0	0	0	0	0	—	0	1	0	0	0
9/17/23	at Ten.	L (OT)	1/1	6	3	3	0.0	0	0	0	0	0	—	0	1	0	0	0
<b>Totals</b>		<b>4-1</b>	<b>6/6</b>	<b>25</b>	<b>16</b>	<b>9</b>	<b>2.0</b>	<b>13</b>	<b>4</b>	<b>3</b>	<b>0</b>	<b>0</b>	<b>—</b>	<b>0</b>	<b>3</b>	<b>0</b>	<b>0</b>	<b>0</b>

**44**

**SCOTT MATLOCK**

**FB/DL**

**REGULAR SEASON DEFENSE**

Date	Opp.	Res.	GP/GS	Tot	Solo	Asst	Sk	Yds	TFL	QBH	INT	Yds	Lg	TD	PD	FF	FR	Yds
9/17/23	at Ten.	L (OT)	1/0	0	0	0	0.0	0	0	0	0	0	—	0	0	0	0	0
<b>Totals</b>		<b>0-1</b>	<b>1/0</b>	<b>0</b>	<b>0</b>	<b>0</b>	<b>0.0</b>	<b>0</b>	<b>0</b>	<b>0</b>	<b>0</b>	<b>0</b>	<b>—</b>	<b>0</b>	<b>0</b>	<b>0</b>	<b>0</b>	<b>0</b>

# CAREER NUMBERS AGAINST TITANS

## 31 NICK NIEMANN LB

### REGULAR SEASON DEFENSE

Date	Opp.	Res.	GP/GS	Tot	Solo	Asst	Sks	Yds	TFL	QBH	INT	Yds	Lg	TD	PD	FF	FR	Yds
12/18/22	Ten.	W	1/0	0	0	0	0.0	0	0	0	0	0	—	0	0	0	0	0
9/17/23	at Ten.	L (OT)	1/1	8	3	5	0.0	0	0	0	0	0	—	0	0	0	0	0
<b>Totals</b>		<b>1-1</b>	<b>2/1</b>	<b>8</b>	<b>3</b>	<b>5</b>	<b>0.0</b>	<b>0</b>	<b>0</b>	<b>0</b>	<b>0</b>	<b>0</b>	<b>—</b>	<b>0</b>	<b>0</b>	<b>0</b>	<b>0</b>	<b>0</b>

## 5 JOSH PALMER WR

### REGULAR SEASON RECEIVING

Date	Opp.	Res.	GP/GS	Rec.	Yds	Avg.	Lg	TD
12/18/22	Ten.	W	1/0	5	49	9.8	14	0
9/17/23	at Ten.	L (OT)	1/0	3	13	4.3	6	0
<b>Totals</b>		<b>1-1</b>	<b>2/0</b>	<b>8</b>	<b>62</b>	<b>7.8</b>	<b>14</b>	<b>0</b>

## 16 JK SCOTT P

### REGULAR SEASON PUNTING

Date	Opp.	Res.	GP	Punt	Blk	Yds.	Avg.	Lg	TB	I20
12/27/20	Ten.	W	1	0	0	0	—	—	0	0
12/18/22	Ten.	W	1	7	0	291	41.6	54	1	2
9/17/23	at Ten.	L (OT)	1	6	0	234	39.0	47	0	4
<b>Totals</b>		<b>2-1</b>	<b>3</b>	<b>13</b>	<b>0</b>	<b>525</b>	<b>40.4</b>	<b>54</b>	<b>1</b>	<b>6</b>

## 6 DENZEL PERRYMAN LB

### REGULAR SEASON DEFENSE

Date	Opp.	Res.	GP/GS	Tot	Solo	Asst	Sks	Yds	TFL	QBH	INT	Yds	Lg	TD	PD	FF	FR	Yds
10/21/18	Ten.	W	1/1	8	6	2	0.0	0	0	0	1	16	16	0	1	0	0	0
10/20/19	at Ten.	L	1/1	8	6	2	0.0	0	1	0	0	0	—	0	0	0	0	0
12/17/23	at Ten.	W (OT)	1/1	10	7	3	0.0	0	1	0	0	0	—	0	0	0	0	0
12/31/23	Ten.	W	1/1	3	1	2	0.0	0	0	0	0	0	—	0	0	0	0	0
<b>Totals</b>		<b>3-1</b>	<b>4/4</b>	<b>29</b>	<b>20</b>	<b>9</b>	<b>0.0</b>	<b>0</b>	<b>2</b>	<b>0</b>	<b>1</b>	<b>16</b>	<b>16</b>	<b>0</b>	<b>1</b>	<b>0</b>	<b>0</b>	<b>0</b>

## 84 STONE SMARTT TE

### REGULAR SEASON RECEIVING

Date	Opp.	Res.	GP/GS	Rec.	Yds	Avg.	Lg	TD
9/17/23	at Ten	L (OT)	1/0	1	24	24.0	24	0
<b>Totals</b>		<b>0-1</b>	<b>1/0</b>	<b>1</b>	<b>24</b>	<b>24.0</b>	<b>24</b>	<b>0</b>

## TE ERIC TOMLINSON TE

### REGULAR SEASON RECEIVING

Date	Opp.	Res.	GP/GS	Rec.	Yds	Avg.	Lg	TD
12/2/18	at Ten.	L	1/0	0	0	—	—	0
11/13/22	at Ten.	L	1/0	0	0	—	—	0
<b>Totals</b>		<b>0-2</b>	<b>2/0</b>	<b>0</b>	<b>0</b>	<b>—</b>	<b>—</b>	<b>0</b>

## 90 TEAIR TART DL

### REGULAR SEASON DEFENSE

Date	Opp.	Res.	GP/GS	Tot	Solo	Asst	Sks	Yds	TFL	QBH	INT	Yds	Lg	TD	PD	FF	FR	Yds
12/31/23	Ten.	W	1/0	2	1	1	0.0	0	0	0	0	0	—	0	0	0	0	0
<b>Totals</b>		<b>1-0</b>	<b>1/0</b>	<b>2</b>	<b>1</b>	<b>1</b>	<b>0.0</b>	<b>0</b>	<b>0</b>	<b>0</b>	<b>0</b>	<b>0</b>	<b>—</b>	<b>0</b>	<b>0</b>	<b>0</b>	<b>0</b>	<b>0</b>

## 36 JA'SIR TAYLOR DB

### REGULAR SEASON DEFENSE

Date	Opp.	Res.	GP/GS	Tot	Solo	Asst	Sks	Yds	TFL	QBH	INT	Yds	Lg	TD	PD	FF	FR	Yds
12/18/22	Ten.	W	1/1	3	3	0	0.0	0	0	0	0	0	—	0	0	0	0	0
9/17/23	at Ten.	L (OT)	1/1	2	1	1	0.0	0	0	0	0	0	—	0	0	0	0	0
<b>Totals</b>		<b>1-1</b>	<b>2/2</b>	<b>5</b>	<b>4</b>	<b>1</b>	<b>0.0</b>	<b>0</b>	<b>0</b>	<b>0</b>	<b>0</b>	<b>0</b>	<b>—</b>	<b>0</b>	<b>0</b>	<b>0</b>	<b>0</b>	<b>0</b>

## 45 TULI TUIPULOTU OLB

### REGULAR SEASON DEFENSE

Date	Opp.	Res.	GP/GS	Tot	Solo	Asst	Sks	Yds	TFL	QBH	INT	Yds	Lg	TD	PD	FF	FR	Yds
9/17/23	at Ten.	L (OT)	1/1	7	3	4	1.0	6	1	1	0	0	—	0	0	0	0	0
<b>Totals</b>		<b>0-1</b>	<b>1/1</b>	<b>7</b>	<b>3</b>	<b>4</b>	<b>1.0</b>	<b>6</b>	<b>1</b>	<b>1</b>	<b>0</b>	<b>0</b>	<b>—</b>	<b>0</b>	<b>0</b>	<b>0</b>	<b>0</b>	<b>0</b>



# 2024 LOS ANGELES CHARGERS OFFENSIVE STATISTICS

Los Angeles Chargers / Week 9 / Through Sunday, November 3, 2024 / Regular Season

Won 5, Lost 3

Date	Result	Score	Opponent
9/8/2024	W	22 - 10	Las Vegas Raiders
9/15/2024	W	26 - 3	at Carolina Panthers
9/22/2024	L	10 - 20	at Pittsburgh Steelers
9/29/2024	L	10 - 17	Kansas City Chiefs
10/13/2024	W	23 - 16	at Denver Broncos
10/21/2024	L	15 - 17	at Arizona Cardinals
10/27/2024	W	26 - 8	New Orleans Saints
11/3/2024	W	27 - 10	at Cleveland Browns

	Los Angeles Chargers	Opponent
<b>Total First Downs</b>	<b>128</b>	<b>132</b>
Rushing	45	45
Passing	76	75
Penalty	7	12
3rd Down: Made/Att	45/113	35/107
3rd Down Pct.	39.8%	32.7%
4th Down: Made/Att	2/4	6/11
4th Down Pct.	50.0%	54.5%
<b>Possession Avg.</b>	<b>31:16</b>	<b>28:44</b>
<b>Total Net Yards</b>	<b>2520</b>	<b>2430</b>
Avg. Per Game	315.0	303.8
Total Plays	476	480
Avg. Per Play	5.3	5.1
<b>Net Yards Rushing</b>	<b>916</b>	<b>863</b>
Avg. Per Game	114.5	107.9
Total Rushes	227	189
<b>Net Yards Passing</b>	<b>1604</b>	<b>1567</b>
Avg. Per Game	200.5	195.9
Sacked/Yards Lost	24/145	24/141
Gross Yards	1749	1708
Attempts/Completions	225/147	267/168
Completion Pct.	65.3%	62.9%
Had Intercepted	1	9
<b>Punts/Average</b>	<b>42/48.5</b>	<b>43/48.8</b>
<b>Net Punting Avg.</b>	<b>43.1</b>	<b>44</b>
<b>Penalties/Yards</b>	<b>43/331</b>	<b>40/303</b>
<b>Fumbles/Ball Lost</b>	<b>11/3</b>	<b>6/4</b>
<b>Touchdowns</b>	<b>16</b>	<b>10</b>
Rushing	6	3
Passing	10	7
Returns	0	0

Score By Periods	Q1	Q2	Q3	Q4	OT	Pts
Team	43	58	19	39	0	159
Opponents	9	27	12	53	0	101

Scoring	TD	Ru	Pa	Rt	PAT	FG	2Pt	Pts
C.Dicker	0	0	0	0	12/15	17/19	0	63
J.Dobbins	6	6	0	0	0/0	0/0	0	36
Q.Johnston	4	0	4	0	0/0	0/0	0	24
L.McConkey	4	0	4	0	0/0	0/0	0	24
J.Palmer	1	0	1	0	0/0	0/0	0	6
K.Vidal	1	0	1	0	0/0	0/0	0	6
<b>Team</b>	<b>16</b>	<b>6</b>	<b>10</b>	<b>0</b>	<b>12/15</b>	<b>17/19</b>	<b>0</b>	<b>159</b>
<b>Opponents</b>	<b>10</b>	<b>3</b>	<b>7</b>	<b>0</b>	<b>9/9</b>	<b>10/15</b>	<b>0</b>	<b>101</b>

2-Pt. Conversions: Team 0/1, Opponents: 0/1  
 Sacks: K.Mack 4.5, M.Fox 3.5, T.Tuipulotu 3.5, B.Dupree 3.0, J.Bosa 2.0, D.Perryman 1.0, D.James 1.0, S.Matlock 1.0, P.Ford 1.0, A.Gilman 1.0, T.Dye 0.5, T.Still 0.5, C.Hart 0.5 **Team: 23.0, Opponents: 24.0**

Rushing	No.	Yds	Avg	Long	TD
J.Dobbins	126	620	4.9	61	6
G.Edwards	38	113	3.0	10	0
J.Herbert	27	85	3.1	38	0
K.Vidal	18	44	2.4	7	0
D.Davis	5	31	6.2	10	0
H.Haskins	8	18	2.3	5	0
Q.Johnston	3	6	2.0	4	0
J.Scott	1	0	0.0	0	0
J.Reagor	1	-1	-1.0	-1	0
<b>Team</b>	<b>227</b>	<b>916</b>	<b>4.0</b>	<b>61</b>	<b>6</b>
<b>Opponents</b>	<b>189</b>	<b>863</b>	<b>4.6</b>	<b>44t</b>	<b>3</b>

Receiving	No.	Yds	Avg	Long	TD
L.McConkey	35	440	12.6	60t	4
W.Dissly	28	242	8.6	22	0
J.Dobbins	21	107	5.1	15	0
Q.Johnston	18	282	15.7	66t	4
J.Palmer	17	306	18.0	45	1
H.Hurst	7	65	9.3	27	0
S.Fehoko	6	106	17.7	30	0
J.Reagor	4	76	19.0	41	0
K.Vidal	3	49	16.3	38t	1
S.Smartt	2	41	20.5	31	0
S.Matlock	2	16	8.0	9	0
E.Tomlinson	2	9	4.5	7	0
D.Davis	1	8	8.0	8	0
G.Edwards	1	2	2.0	2	0
<b>Team</b>	<b>147</b>	<b>1749</b>	<b>11.9</b>	<b>66t</b>	<b>10</b>
<b>Opponents</b>	<b>168</b>	<b>1708</b>	<b>10.2</b>	<b>55t</b>	<b>7</b>

Interceptions	No.	Yds	Avg	Long	TD
E.Molden	3	28	9.3	25	0
K.Fulton	1	29	29.0	29	0
A.Gilman	1	18	18.0	18	0
T.Tart	1	4	4.0	4	0
P.Ford	1	3	3.0	3	0
T.Still	1	1	1.0	1	0
B.Dupree	1	0	0.0	0	0
<b>Team</b>	<b>9</b>	<b>83</b>	<b>9.2</b>	<b>29</b>	<b>0</b>
<b>Opponents</b>	<b>1</b>	<b>0</b>	<b>0.0</b>	<b>0</b>	<b>0</b>

Punting	No	Yds	Avg	Net	TB	In	Lg	B
J.Scott	42	2037	48.5	43.1	3	15	67	0
<b>Team</b>	<b>42</b>	<b>2037</b>	<b>48.5</b>	<b>43.1</b>	<b>3</b>	<b>15</b>	<b>67</b>	<b>0</b>
<b>Opponents</b>	<b>43</b>	<b>2098</b>	<b>48.8</b>	<b>44.0</b>	<b>3</b>	<b>25</b>	<b>64</b>	<b>0</b>

Punt Returns	Ret	FC	Yds	Avg	Long	TD
D.Davis	7	12	119	17.0	53	0
L.McConkey	3	8	28	9.3	12	0
J.Reagor	0	1	0	0.0	0	0
<b>Team</b>	<b>10</b>	<b>21</b>	<b>147</b>	<b>14.7</b>	<b>53</b>	<b>0</b>
<b>Opponents</b>	<b>18</b>	<b>12</b>	<b>165</b>	<b>9.2</b>	<b>21</b>	<b>0</b>

Kickoff Returns	No.	Yds	Avg	Long	TD
D.Davis	4	85	21.3	35	0
H.Haskins	1	35	35.0	35	0
J.Reagor	1	22	22.0	22	0
<b>Team</b>	<b>6</b>	<b>142</b>	<b>23.7</b>	<b>35</b>	<b>0</b>
<b>Opponents</b>	<b>11</b>	<b>304</b>	<b>27.6</b>	<b>41</b>	<b>0</b>

Field Goals	1-19	20-29	30-39	40-49	50+
C.Dicker	0/0	6/6	1/1	6/7	4/5
<b>Team</b>	<b>0/0</b>	<b>6/6</b>	<b>1/1</b>	<b>6/7</b>	<b>4/5</b>
<b>Opponents</b>	<b>0/0</b>	<b>0/0</b>	<b>7/7</b>	<b>3/5</b>	<b>0/3</b>

Fumbles Lost: T.Tart 1, J.Herbert 1, J.Reagor 1 **Total: 3**  
 Opponent Fumble Recoveries: K.Mack 1, T.Tart 1, E.Molden 1, J.Taylor 1 **Total: 4**

Passing	Att	Cmp	Yds	Cmp%	Yds/Att	TD	TD%	Int	Int%	Long	Sack	Lost	Rating
J.Herbert	223	145	1725	65.0%	7.7	10	4.5%	1	0.4%	66t	21/	117	101.6
T.Heinicke	2	2	24	100.0%	12.0	0	0.0%	0	0.0%	18	3/	28	116.7
<b>Team</b>	<b>225</b>	<b>147</b>	<b>1749</b>	<b>65.3%</b>	<b>7.8</b>	<b>10</b>	<b>4.4%</b>	<b>1</b>	<b>0.4%</b>	<b>66t</b>	<b>24/</b>	<b>145</b>	<b>101.9</b>
<b>Opponents</b>	<b>267</b>	<b>168</b>	<b>1708</b>	<b>62.9%</b>	<b>6.4</b>	<b>7</b>	<b>2.6%</b>	<b>9</b>	<b>3.4%</b>	<b>55t</b>	<b>24/</b>	<b>141</b>	<b>75.9</b>

# 2024 LOS ANGELES CHARGERS DEFENSIVE STATISTICS

Official Press Box Totals — Confirmed by league review.

Player	— Tackles —					TFLs	QB Hits	Interceptions	Passes Def.	— Fumbles —	
	Total	Solo	Asst.	Sacks	Yards					Forced	Recoveries
Daiyan Henley	64	42	22	0.0	0	3	0	0	4	0	0
Denzel Perryman	47	34	13	1.0	7	2	3	0	0	0	0
Derwin James	45	29	16	1.0	6	3	1	0	4	0	0
Alohi Gilman	38	24	14	1.0	0	0	0	1	3	0	0
Elijah Molden	32	16	16	0.0	0	0	0	3	5	0	1
Khalil Mack	26	12	14	4.5	32	5	8	0	5	2	1
Cam Hart	20	13	7	0.5	0.5	0	1	0	1	1	0
Tuli Tuipulotu	20	11	9	3.5	5.5	4	5	0	2	1	0
Tarheeb Still	19	13	6	0.5	4.5	0	1	1	4	0	0
Otito Ogbornia	17	6	11	0.0	0	0	1	0	0	0	0
Kristian Fulton	16	12	4	0.0	0	2	0	1	3	0	0
Poona Ford	16	8	8	1.0	5	3	4	1	3	0	0
Morgan Fox	15	12	3	3.5	27	3	5	0	1	0	0
Ja'Sir Taylor	14	10	4	0.0	0	1	0	0	3	0	1
Asante Samuel	13	11	2	0.0	0	0	0	0	2	0	0
Junior Colson	13	7	6	0.0	0	0	0	0	1	0	0
Bud Dupree	12	9	3	3.0	19	3	3	1	2	0	0
Teair Tart	11	4	7	0.0	0	1	2	1	2	0	1
Joey Bosa	9	7	2	2.0	14	2	4	0	0	1	0
Troy Dye	8	6	2	0.5	4.5	1	1	0	0	0	0
A.J. Finley	6	4	2	0.0	0	0	0	0	0	0	0
Scott Matlock	3	1	2	1.0	6	1	1	0	1	0	0
Eli Apple	2	2	0	0.0	0	0	0	0	0	0	0
Nick Niemann	1	1	0	0.0	0	0	0	0	1	0	0
Deane Leonard	1	1	0	0.0	0	0	0	0	1	0	0
<b>Totals</b>	<b>468</b>	<b>295</b>	<b>173</b>	<b>23.0</b>	<b>131</b>	<b>34</b>	<b>40</b>	<b>9</b>	<b>48</b>	<b>5</b>	<b>4</b>
<i>Defensive Backs</i>	<i>206</i>	<i>135</i>	<i>71</i>	<i>3.0</i>	<i>11</i>	<i>6</i>	<i>3</i>	<i>6</i>	<i>26</i>	<i>1</i>	<i>2</i>
<i>Linebackers</i>	<i>120</i>	<i>83</i>	<i>37</i>	<i>1.5</i>	<i>11.5</i>	<i>6</i>	<i>4</i>	<i>0</i>	<i>5</i>	<i>0</i>	<i>0</i>
<i>Outside Linebackers</i>	<i>80</i>	<i>46</i>	<i>34</i>	<i>13.0</i>	<i>70.5</i>	<i>14</i>	<i>20</i>	<i>1</i>	<i>10</i>	<i>4</i>	<i>1</i>
<i>Defensive Line</i>	<i>62</i>	<i>31</i>	<i>31</i>	<i>5.5</i>	<i>38</i>	<i>8</i>	<i>13</i>	<i>2</i>	<i>7</i>	<i>0</i>	<i>1</i>

## SPECIAL TEAMS TACKLES

Player	Total Tackles
Nick Niemann	6
A.J. Finley	4
Hassan Haskins	4
Daiyan Henley	4
Deane Leonard	4
Troy Dye	3
Tuli Tuipulotu	3
Dicaprio Bootle	2
Semi Fehoko	2
Elijah Molden	2
Stone Smart	2
Junior Colson	1
Cam Hart	1
Shaquille Quarterman	1
<b>Totals</b>	<b>39</b>

# 2024 GAME SUMMARIES

## WEEK 1 vs. LAS VEGAS



**RAIDERS 10  
CHARGERS 22**

Sunday, Sept. 8, 2024  
SoFi Stadium — Inglewood, Calif.



### GAME STATISTICS

TEAM	1	2	3	4	OT	F
Las Vegas	7	0	0	3	—	10
L.A. Chargers	3	3	3	13	—	22

### SCORING SUMMARY

Team	Q	Time	Play
Chargers	1	4:22	C.Dicker 53 yd. Field Goal
Raiders	1	0:45	A.Mattison 31 yd. pass from G.Minshew (D.Carlson kick)
Chargers	2	0:26	C.Dicker 25 yd. Field Goal
Chargers	3	9:08	C.Dicker 24 yd. Field Goal
Chargers	4	14:55	J.Dobbins 12 yd. run (C.Dicker kick)
Raiders	4	10:30	D.Carlson 32 yd. Field Goal
Chargers	4	3:40	L.McConkey 10 yd. pass from J.Herbert (run failed)

### TEAM STATISTICS

	LV	LAC
FIRST DOWNS:	14	11
TOTAL NET YARDS:	296	316
NET RUSHING YARDS:	71	176
NET PASSING YARDS:	225	140
PENALTIES/YARDS:	2-15	7-50
3RD DOWN EFFICIENCY (%):	5-14 (35.7%)	4-15 (26.7%)
PUNTS/AVERAGE:	5-53.0	7-47.4
SACKS/YARDS:	1-4	4-32
FUMBLES/LOST:	2-2	0-0
POINTS OFF TURNOVERS:	0	3
AVG. DRIVE START:	OWN 28	OWN 35
TIME OF POSSESSION:	31:44	28:16

### INDIVIDUAL TOP PERFORMERS



#### PASSING

	CMP	ATT	YDS	TD	INT	RT
Herbert	17	26	144	1	0	95.1
G.Minshew II	25	33	257	1	1	95.1

#### RUSHING

	ATT	YDS	AVG	LG	TD
J.Dobbins	10	135	13.5	61	1
G.Edwards	11	26	2.4	10	0
Z.White	13	44	3.4	12	0
A.Mattinson	5	19	3.8	7	0

#### RECEIVING

	REC	YDS	AVG	LG	TD
L.McConkey	5	39	7.8	11	1
Q.Johnston	3	38	12.7	16	0
J.Dobbins	3	4	1.3	3	0
H.Hurst	2	33	16.5	27	0
B.Bowers	6	58	9.7	26	0
D.Adams	5	59	11.8	23	0
A.Mattison	4	43	10.8	31	1
J.Meyers	3	61	20.3	33	0

**TACKLES (SOLO) - LAC:** J.Bosa 7 (6), D.James 7 (6), A.Samuel 6 (5);  
**LV:** R.Spillane 10 (7), C.Wilkins 5 (4), M.Epps 5 (3).

**SACKS - LAC:** K.Mack 1.5-10, J.Bosa 1-6, TEAM 1-10, M.Fox 0.5-6;  
**LV:** M.Crosby 1-4.

**INTERCEPTIONS - LAC:** P.Ford 1-0-0; **LV:** None.

#### STARTERS

WR.....L.McConkey	OLB.....K.Mack	WR....T.Tucker	DE....C.Snowden
FB/DL S.Matlock	DL.....P.Ford	TE.....M.Mayer	DE.....M.Crosby
LT.....R.Slater	DL.....O.Ogbonnia	LT.....K.Miller	DT.....J.Jenkins
RG.....Z.Johnson	OLB.....J.Bosa	LG.....C.Whitehair	DT.....C.Wilkins
C.....B.Bozeman	LB.....D.Henley	C.....A.James	DT.....A.Butler
RG.....T.Pipkins	LB....D.Perryman	RG.....D.Parham	LB.....D.Deablo
RT.....J.Alt	CB.....K.Fulton	RT.....T.Munford	LB.....R.Spillane
TE.....W.Dissly	CB.....A.Samuel	WR....D.Adams	CB.....J.Jones
WR.....J.Palmer	DB.....J.Taylor	WR....J.Meyers	CB.....N.Hobbs
QB.....J.Herbert	S.....A.Gilman	QB....G.Minshew II	S.....T.Moehrig
RB.....G.Edwards	S.....D.James	RB....Z.White	S.....M.Epps

## WEEK 2 AT CAROLINA



**CHARGERS 26  
PANTHERS 3**

Sunday, Sept. 15, 2024  
Bank of America Stadium — Charlotte, N.C.



### GAME STATISTICS

TEAM	1	2	3	4	OT	F
L.A. Chargers	6	14	3	3	—	26
Carolina	0	0	3	0	—	3

### SCORING SUMMARY

Team	Q	Time	Play
Chargers	1	9:20	Q.Johnston 29 yd. pass from J.Herbert (kick failed, wl)
Chargers	2	4:16	Q.Johnston 5 yd. pass from J.Herbert (C.Dicker kick)
Chargers	2	2:01	J.Dobbins 43 yd. run (C.Dicker kick)
Panthers	3	12:18	E.Pineiro 38 yd. Field Goal
Chargers	3	9:03	C.Dicker 46 yd. Field Goal
Chargers	4	11:02	C.Dicker 42 yd. Field Goal

### TEAM STATISTICS

	LAC	CAR
FIRST DOWNS:	21	7
TOTAL NET YARDS:	349	159
NET RUSHING YARDS:	219	90
NET PASSING YARDS:	130	69
PENALTIES/YARDS:	3-15	9-90
3RD DOWN EFFICIENCY (%):	9-16 (56.3%)	1-12 (8.0%)
PUNTS/AVERAGE:	3-32.0	7-44.4
SACKS/YARDS:	2-15	1-0
FUMBLES/LOST:	1-1	0-0
POINTS OFF TURNOVERS:	7	0
AVG. DRIVE START:	OWN 35	OWN 28
TIME OF POSSESSION:	36:18	23:42

### INDIVIDUAL TOP PERFORMERS



#### PASSING

	CMP	ATT	YDS	TD	INT	RT
J.Herbert	14	20	130	2	1	100.0
B.Young	18	26	84	0	1	57.2

#### RUSHING

	ATT	YDS	AVG	LG	TD
J.Dobbins	17	131	7.7	43	1
G.Edwards	18	59	3.3	6	0
C.Hubbard	10	64	6.4	23	0
M.Sanders	7	20	2.9	6	0

#### RECEIVING

	REC	YDS	AVG	LG	TD
Q.Johnston	5	51	10.2	29	2
W.Dissly	3	29	9.7	15	0
L.McConkey	2	26	13.0	15	0
J.Palmer	2	19	9.5	11	0
C.Hubbard	4	12	3.0	5	0
T.Tremble	3	23	7.7	12	0
Dio.Johnson	3	15	5.0	7	0
M.Sanders	3	5	1.7	5	0

**TACKLES (SOLO) - LAC:** D.Henley 9 (5), D.Perryman 7 (5), D.James 6 (2);  
**CAR:** S.Thompson 14 (8), J.Jewell 11 (8), A.Robinson 6 (6).

**SACKS - LAC:** D.Perryman 1-7, J.Bosa 1-8; **CAR:** Dj.Johnson 0.5-0, J.Peevy 0.5-0.

**INTERCEPTIONS - LAC:** E.Molden 1-3-0; **CAR:** J.Horn 1-0-0.

#### STARTERS

WR....Q.Johnston	OLB.....K.Mack	WR....D.Hopkins	DL.....D.Autro
TE.....H.Hurst	DL.....P.Ford	LT....A.Dillard	DT.....T.Tartt
WR....D.Davis	DL.....O.Ogbonnia	LG.....X.Newman-Johnson	DT.....J.Simmon
LT.....R.Slater	OLB.....J.Bosa	C.....A.Brewer	DT.....K.Peko
LG.....Z.Johnson	LB.....D.Henley	RG.....D.Brunskill	LB.....A.AI-Shair
C.....B.Bozeman	LB....D.Perryman	RT....C.Hubbard	LB.....J.Gibbens
RG.....T.Pipkins	CB.....K.Fulton	TE.....C.Okonkwo	DB.....H.Landry
RT.....J.Alt	CB.....A.Samuel	WR....T.Burks	CB.....E.Molden
TE.....W.Dissly	DB.....J.Taylor	WR....N.Westbrook-Ikhine	CB....R.McCreary
QB.....J.Herbert	S.....D.James	QB....R.Tannehill	S....S.Murphy-Bunting
RB....J.Dobbins	S.....E.Moldem	RB....D.Henry	S.....K.Buard



# 2024 GAME SUMMARIES

## WEEK 3 AT PITTSBURGH

## WEEK 4 vs. KANSAS CITY



### CHARGERS 10 STEELERS 20

Sunday, Sept. 22, 2024  
Acrisure Stadium – Pittsburgh, Penn.



### CHIEFS 17 CHARGERS 10

Sunday, Sept. 29, 2024  
SoFi Stadium – Inglewood, Calif.



### GAME STATISTICS

TEAM	1	2	3	4	OT	F
L.A. Chargers	7	3	0	0	—	10
Pittsburgh	0	7	3	10	—	20

### SCORING SUMMARY

Team	Q	Time	Play
Chargers	1	2:46	Q.Johnston 27 yd. pass from J.Herbert (C.Dicker kick)
Steelers	2	10:17	J.Fields 5 yd. run (C.Boswell kick)
Chargers	2	3:13	C.Dicker 28 yd. Field Goal (12-60, 7:04)
Steelers	3	9:05	C.Boswell 38 yd. Field Goal (12-50, 5:55)
Steelers	4	14:14	C.Boswell 30 yd. Field Goal (12-73, 6:26)
Steelers	4	7:02	C.Austin 55 yd. pass from J.Fields (C.Boswell kick)

### TEAM STATISTICS

	LAC	PIT
FIRST DOWNS:	10	20
TOTAL NET YARDS:	168	346
NET RUSHING YARDS:	107	232
NET PASSING YARDS:	225	140
PENALTIES/YARDS:	7-69	3-15
3RD DOWN EFFICIENCY (%):	3-11 (27.3%)	7-14 (50.0%)
PUNTS/AVERAGE:	7-50.0	3-52.0
SACKS/YARDS:	2-13	5-42
FUMBLES/LOST:	2-0	0-0
POINTS OFF TURNOVERS:	0	0
AVG. DRIVE START:	OWN 24	OWN 30
TIME OF POSSESSION:	26:09	33:51

### INDIVIDUAL TOP PERFORMERS



#### PASSING

	CMP	ATT	YDS	TD	INT	RT		CMP	ATT	YDS	TD	INT	RT
Herbert	12	18	125	1	0	105.1	Fields	25	32	245	1	1	96.0
Heinicke	2	2	24	0	0	116.7							

#### RUSHING

	ATT	YDS	AVG	LG	TD		ATT	YDS	AVG	LG	TD
J.Dobbins	15	44	2.9	13	0	N.Harris	18	70	3.9	21	0
G.Edwards	3	9	3.0	6	0	C.Patterson	4	33	8.3	14	0

#### RECEIVING

	REC	YDS	AVG	LG	TD		REC	YDS	AVG	LG	TD
L.McConkey	3	44	14.7	18	0	G.Pickens	5	57	11.4	27	0
W.Dissly	3	19	6.3	7	0	N.Harris	5	16	3.2	8	0
J.Dobbins	3	10	3.3	6	0	C.Austin	4	95	23.8	55	2
Q.Johnston	2	44	22.0	27	1	P.Freiermuth	4	33	8.3	15	0

**TACKLES (SOLO) – LAC:** D.Henley 12 (9), D.Perryman 9 (6), D.James 8 (5);  
**PIT:** P.Queen 8 (4), D.Elliott 5 (4), D.Jackson 5 (2).

**SACKS – LAC:** D.James 1-6, K.Mack 1-7; **PIT:** Ni.Herbig 2-15, E.Roberts 1-9, Ca.Heyward 1-10, T.Watt 1-8.

**INTERCEPTIONS – LAC:** B.Dupree 1-0-0; **PIT:** None.

#### STARTERS

WR..... L.McConkey	OLB..... K.Mack	TE..... P.Freiermuth	ROLB... A.Highsmith
TE..... W.Dissly	DL..... O.Ogbonnia	LT..... D.Moore	DT.... Ca.Heyward
LT..... R.Slater	DL..... P.Ford	LG..... S.Anderson	NT..... K.Benton
RG..... Z.Johnson	OLB..... J.Bosa	C..... Z.Frazier	DE .... L.Ogunjobi
C..... B.Bozeman	LB..... D.Henley	RG..... J.Daniels	LOLB..... T.Watt
RG..... T.Pipkins	LB..... D.Perryman	RT..... B.Jones	LILB..... P.Queen
RT..... J.Alt	CB..... K.Fulton	WR..... V.Jefferson	RILB... E.Roberts
WR..... Q.Johnston	CB..... A.Samuel	WR..... G.Pickens	RCB..... J.Porter
QB..... J.Herbert	S..... E.Molden	WR..... C.Patterson	FS... M.Fitzpatrick
FB..... S.Matlock	S..... A.Gilman	QB..... J.Fields	SS..... D.Elliott
RB..... J.Dobbins	S..... D.James	RB..... N.Harris	LCB ... D.Jackson

### GAME STATISTICS

TEAM	1	2	3	4	OT	F
Kansas City	0	7	3	7	—	17
L.A. Chargers	10	0	0	0	—	10

### SCORING SUMMARY

Team	Q	Time	Play
Chargers	1	6:16	L.McConkey 7 yd. pass from J.Herbert (C.Dicker kick)
Chargers	1	3:53	C.Dicker 50 yd. Field Goal
Chiefs	2	4:06	X.Worthy 54 yd. pass from P.Mahomes (H.Butker kick)
Chiefs	3	6:26	H.Butker 37 yd. Field Goal
Chiefs	4	6:04	S.Perine 2 yd. run (H.Butker kick)

### TEAM STATISTICS

	KC	LAC
FIRST DOWNS:	16	12
TOTAL NET YARDS:	329	224
NET RUSHING YARDS:	101	55
NET PASSING YARDS:	228	169
PENALTIES/YARDS:	5-40	9-51
3RD DOWN EFFICIENCY (%):	9-16 (56.3%)	4-13 (30.8%)
PUNTS/AVERAGE:	4-50.0	6-53.0
SACKS/YARDS:	2-10	3-17
FUMBLES/LOST:	1-1	2-0
POINTS OFF TURNOVERS:	10	0
AVG. DRIVE START:	OWN 29	OWN 27
TIME OF POSSESSION:	29:08	30:52

### INDIVIDUAL TOP PERFORMERS



#### PASSING

	CMP	ATT	YDS	TD	INT	RT		CMP	ATT	YDS	TD	INT	RT
J.Herbert	16	27	179	1	0	91.4	P.Mahomes	19	29	245	1	1	89.0

#### RUSHING

	ATT	YDS	AVG	LG	TD		ATT	YDS	AVG	LG	TD
J.Dobbins	14	32	2.3	12	0	K.Hunt	14	69	4.9	10	0
G.Edwards	6	19	3.2	5	0	S.Perine	5	14	2.8	4	1

#### RECEIVING

	REC	YDS	AVG	LG	TD		REC	YDS	AVG	LG	TD
L.McConkey	5	67	13.4	37	1	T.Kelce	7	89	12.7	38	0
J.Palmer	3	36	12.0	26	0	N.Gray	4	40	10.0	29	0
J.Dobbins	3	30	10.0	14	0	X.Worthy	3	73	24.3	54	1
W.Dissly	2	24	12.0	22	0	Ju.Watson	2	27	13.5	17	0

**TACKLES (SOLO) – LAC:** D.Perryman 8 (6), E.Molden 8 (5), D.Henley 7 (4);  
**KC:** D.Tranquill 10 (7), T.McDuffie 6 (3), B.Cook 5 (4).

**SACKS – LAC:** B.Dupree 2-8, T.Dye 0.5-4.5, T.Still 0.5-4.5; **KC:** C.Jones 2-10.

**INTERCEPTIONS – LAC:** K.Fulton 1-29-0; **KC:** None.

#### STARTERS

TE..... W.Dissly	OLB..... K.Mack	TE..... T.Kelce	DE ..... G.Karlaftis
LT..... J.Salyer	DL..... O.Ogbonnia	WR..... R.Rice	DT..... C.Jones
LG..... Z.Johnson	DL..... P.Ford	LT..... W.Morris	DE..... M.Pennel
C..... B.Bozeman	OLB... T.Tuipulotu	OLB... J.Thuney	DB ... F.Anudike-Uzomah
RG..... S.Mustipher	LB..... D.Henley	C..... C.Humphrey	LB..... N.Bolton
RT..... T.Pipkins	LB..... D.Perryman	RG..... T.Smith	LB..... D.Tranquill
FB..... S.Matlock	CB..... K.Fulton	RT..... J.Taylor	LB..... L.Chenal
WR..... Q.Johnston	CB..... A.Samuel	WR..... X.Worthy	CB .... T.McDuffie
WR..... L.McConkey	DB..... T.Still	WR..... Ju.Watson	CB ..... Ja.Watson
QB..... J.Herbert	S..... A.Gilman	QB..... P.Mahomes	S..... J.Reid
RB..... J.Dobbins	S..... E.Molden	FB..... C.Steele	S..... B.Cook

# 2024 GAME SUMMARIES

## WEEK 6 AT DENVER



### CHARGERS 23 BRONCOS 16

Sunday, Oct. 13, 2024

Empower Field at Mile High – Denver, Colo.



### GAME STATISTICS

TEAM	1	2	3	4	OT	F
L.A. Chargers	10	10	3	0	—	23
Denver	0	0	0	16	—	16

### SCORING SUMMARY

Team	Q	Time	Play
Chargers	1	9:26	C.Dicker 20 yd. Field Goal
Chargers	1	4:59	K.Vidal 38 yd. pass from J.Herbert (C.Dicker kick)
Chargers	2	6:21	C.Dicker 33 yd. Field Goal
Chargers	2	1:00	J.Dobbins 4 yd. run (C.Dicker kick)
Chargers	3	2:35	C.Dicker 46 yd. Field Goal
Broncos	4	10:06	T.Franklin 2 yd. pass from B.Nix
Broncos	4	5:22	C.Sutton 15 yd. pass from B.Nix (pass failed)
Broncos	4	0:59	W.Lutz 40 yd. Field Goal

### TEAM STATISTICS

	LAC	DEN
FIRST DOWNS:	22	17
TOTAL NET YARDS:	350	316
NET RUSHING YARDS:	128	110
NET PASSING YARDS:	222	206
PENALTIES/YARDS:	3-20	7-37
3RD DOWN EFFICIENCY (%):	11-18 (61.1%)	3-11 (27.3%)
PUNTS/AVERAGE:	4-39.8	5-46.6
SACKS/YARDS:	2-10	3-15
FUMBLES/LOST:	1-0	1-1
POINTS OFF TURNOVERS:	10	0
AVG. DRIVE START:	OWN 34	OWN 25
TIME OF POSSESSION:	37:23	23:37

### INDIVIDUAL TOP PERFORMERS



#### PASSING

Player	CMP	ATT	YDS	TD	INT	RT
Herbert	21	34	237	1	0	92.4
Nix	19	33	216	2	1	84.9

#### RUSHING

Player	ATT	YDS	AVG	LG	TD
J.Dobbins	25	96	3.8	20	1
D.Davis	2	14	7.0	10	0
B.Nix	6	61	10.2	21	0
J.Williams	6	23	3.8	13	0

#### RECEIVING

Player	REC	YDS	AVG	LG	TD
L.McConkey	4	43	10.8	15	0
W.Dissly	4	26	6.5	20	0
Q.Johnston	3	22	7.3	8	0
S.Fehoko	2	44	22.0	30	0
D.Vele	4	78	19.5	37	0
C.Sutton	4	53	13.3	20	1
J.Williams	3	15	4.3	10	0
T.Franklin	2	31	15.5	29	1

**TACKLES (SOLO) – LAC:** A.Gilman 10 (6), D.Perryman 6 (5), D.Henley 4 (2); **DEN:** B.Jones 12 (11), Z.Allen 8 (5), C.Barton 8 (1).

**SACKS – LAC:** A.Gilman 1-0, M.Fox 1-10; **DEN:** N.Bonitto 1-8, J.Strnad 1-0, Z.Allen 0.5-3.5, J.Cooper, 0.5-3.5.

**INTERCEPTIONS – LAC:** E.Molden 1-25-0; **DEN:** None.

#### STARTERS

WR.... L.McConkey	OLB.....K.Mack	WR.... T.Franklin	OLB..... N.Bonitto
TE..... H.Hurst	DL.....O.Ogbonnia	WR.... D.Vele	DE ... J.Franklin-Myers
LT ..... R.Slater	DL.....T.P.Ford	LT ..... G.Bolles	NT..... D.Jones
RG..... Z.Johnson	OLB...T.Tuipulotu	LG..... B.Powers	DE ..... Z.Allen
C..... B.Bozeman	LB.....D.Henley	C..... A.Forsyth	ILB..... C.Barton
RG..... T.Pipkins	LB..... D.Perryman	RG..... Q.Meinerz	SLB..... J.Cooper
RT ..... J.Alt	CB ..... K.Fulton	RT ..... M.Pearl	ILB..... J.Strnad
WR.... Q.Johnston	CB ..... T.Still	WR.... C.Sutton	LCB .....P.Surtain
QB..... J.Herbert	CB ..... C.Hart	TE..... A.Trautman	RCB..... R.Moss
FB ... S.Matlock	S..... A.Gilman	QB.... B.Nix	S..... B.Jones
RB.... J.Dobbins	S..... D.James	RB .... J.Williams	S..... P.Locke

## WEEK 7 AT ARIZONA



### CHARGERS 15 CARDINALS 17

Monday, Oct. 21, 2024

State Farm Stadium – Glendale, Ariz.



### GAME STATISTICS

TEAM	1	2	3	4	OT	F
L.A. Chargers	0	6	3	6	—	15
Arizona	0	7	0	10	—	17

### SCORING SUMMARY

Team	Q	Time	Play
Chargers	2	11:59	C.Dicker 59 yd. Field Goal
Cardinals	2	5:40	G.Dortch 5 yd. pass from K.Murray (C.Ryland kick)
Chargers	2	0:00	C.Dicker 50 yd. Field Goal
Chargers	3	0:40	C.Dicker 28 yd. Field Goal
Cardinals	4	14:14	K.Murray 44 yd. run (C.Ryland kick)
Chargers	4	12:09	C.Dicker 47 yd. Field Goal
Chargers	4	1:54	C.Dicker 40 yd. Field Goal
Cardinals	4	0:00	C.Ryland 32 yd. Field Goal

### TEAM STATISTICS

	LAC	ARI
FIRST DOWNS:	20	22
TOTAL NET YARDS:	395	326
NET RUSHING YARDS:	59	181
NET PASSING YARDS:	336	145
PENALTIES/YARDS:	5-57	3-15
3RD DOWN EFFICIENCY (%):	6-14 (42.9%)	2-7 (28.6%)
PUNTS/AVERAGE:	2-37.5	4-44.5
SACKS/YARDS:	3-13	0-0
FUMBLES/LOST:	3-2	1-0
POINTS OFF TURNOVERS:	0	0
AVG. DRIVE START:	OWN 21	OWN 25
TIME OF POSSESSION:	34:14	25:46

### INDIVIDUAL TOP PERFORMERS



#### PASSING

Player	CMP	ATT	YDS	TD	INT	RT
J.Herbert	27	39	349	0	0	97.1
K.Murray	14	26	145	1	1	67.0

#### RUSHING

Player	ATT	YDS	AVG	LG	TD
J.Dobbins	14	40	2.9	11	0
K.Videl	3	10	3.3	7	0
J.Conner	19	101	5.3	14	0
K.Murray	6	64	10.7	44	1

#### RECEIVING

Player	REC	YDS	AVG	LG	TD
W.Dissly	8	81	10.1	18	0
L.McConkey	5	46	9.2	21	0
J.Palmer	4	63	15.8	24	0
S.Fehoko	3	45	15.0	25	0
T.McBride	5	51	10.2	14	0
M.Harrison	3	21	7.0	10	0
J.Conner	2	51	25.5	33	0
Mi.Wilson	1	15	15.0	15	0

**TACKLES (SOLO) – LAC:** D.James 8 (5), C.Hart 7 (6), A.Gilman 5 (3); **ARI:** K.White 10 (3), M.Melton 9 (8), B.Baker 8 (4).

**SACKS – LAC:** None; **ARI:** N.Jones 1.0-8, D.Stills 1-1, B.Stille 1-4.

**INTERCEPTIONS – LAC:** T.Tart 1-4-0; **ARI:** None.

#### STARTERS

WR.... J. Palmer	OLB.....K.Mack	WR.... M.Harrison	NT.....R.Lopez
WR.... L.McConkey	DL.....P.Ford	TE.... T.McBride	DT.....L.Collier
WR.... S.Fehoko	DL.....O.Ogbonnia	LT ..... P.Johnson	OLB...D.Gardeck
LT ..... R.Slater	DL.....M.Fox	LG..... E.Brown	ILB.....K.White
LG..... Z.Johnson	OLB...T.Tuipulotu	C..... H.Froholdt	ILB..... Ma.Wilson
C..... B.Bozeman	LB.....D.Henley	RG..... T.Colon	OLB...Z.Collins
RG..... T.Pipkins	LB..... D.Perryman	RT .... K.Beachum	CB ..... S.Thomas
RT ..... J.Alt	CB ..... C.Hart	TE.... T.Reiman	CB ..... G.Williams
TE.... E.Tomlinson	CB ..... T.Still	WR.... Mi.Wilson	CB ...S.Murphy-Bunting
QB.... J.Herbert	S..... D.James	QB.... K.Murray	S.....J.Thompson
RB.... J.Dobbins	S..... A.Gilman	RB .... J.Conner	S.....B.Baker

# 2024 GAME SUMMARIES

## WEEK 8 vs. NEW ORLEANS



### SAINTS 8 CHARGERS 26

Sunday, Oct. 27, 2024  
SoFi Stadium – Inglewood, Calif.



#### GAME STATISTICS

TEAM	1	2	3	4	OT	F
New Orleans	2	3	3	0	—	8
L.A. Chargers	0	9	7	10	—	26

#### SCORING SUMMARY

Team	Q	Time	Play
Saints	1	10:20	J.Scott fumble forced by T.Hill out of bounds in end zone for a Safety
Chargers	2	14:55	C.Dicker 46 yd. Field Goal
Chargers	2	1:37	J.Dobbins 1 yd. run (kick failed, wl)
Saints	2	0:05	B.Grupe 40 yd. Field Goal
Chargers	3	8:48	L.McConkey 60 yd. pass from J.Herbert (C.Dicker kick)
Saints	3	1:05	B.Grupe 43 yd. Field Goal
Chargers	4	11:55	C.Dicker 29 yd. Field Goal
Chargers	4	3:22	L.McConkey 9 yd. pass from J.Herbert (C.Dicker kick)

#### TEAM STATISTICS

	NO	LAC
FIRST DOWNS:	15	19
TOTAL NET YARDS:	366	378
NET RUSHING YARDS:	117	122
NET PASSING YARDS:	249	256
PENALTIES/YARDS:	7-66	4-37
3RD DOWN EFFICIENCY (%):	2-16 (12.5%)	3-12 (25.0%)
PUNTS/AVERAGE:	9-48.6	6-57.3
SACKS/YARDS:	5-32	3-23
FUMBLES/LOST:	0-0	2-0
POINTS OFF TURNOVERS:	0	0
AVG. DRIVE START:	OWN 32	OWN 30
TIME OF POSSESSION:	28:52	31:08

#### INDIVIDUAL TOP PERFORMERS



##### PASSING

J.Herbert	CMP	ATT	YDS	TD	INT	RT	S.Rattler	CMP	ATT	YDS	TD	INT	RT
J.Herbert	20	32	279	2	0	111.3	S.Rattler	12	24	156	0	0	70.8

##### RUSHING

J.Dobbins	ATT	YDS	AVG	LG	TD	A.Kamara	ATT	YDS	AVG	LG	TD
J.Dobbins	17	57	3.4	13	1	A.Kamara	10	67	6.7	24	0
J.Herbert	4	49	12.3	38	0	T.Hill	4	20	5.0	8	0

##### RECEIVING

L.McConkey	REC	YDS	AVG	LG	TD	C.Olave	REC	YDS	AVG	LG	TD
L.McConkey	6	111	18.5	60	2	C.Olave	8	107	13.4	28	0
W.Dissly	5	41	8.2	16	0	A.Kamara	6	55	9.2	37	0
J.Dobbins	4	11	2.8	15	0	J.Johnson	3	48	16.0	22	0
J.Palmer	2	72	36.0	45	0	T.Hill	2	21	10.5	14	0

**TACKLES (SOLO) - LAC:** D.Henley 10 (6), D.James 6 (4), C.Hart 5 (4);  
**NO:** P.Werner 9 (7), D.Davis 9 (5), T.Mathieu 5 (0).

**SACKS - LAC:** B.Dupree 1-11, T.Tuipulotu 1-2, K.Mack 1-8, P.Ford 1-5, S.Matlock 1-6; **NO:** K.Saunders 1-10, A.Taylor 0.5-2.5, C.Young 0.5-2.5.

**INTERCEPTIONS - LAC:** None; **NO:** None.

##### STARTERS

WR.... S.Fehoko	OLB..... K.Mack	WR.... C.Olave	DT ..... N.Shepherd
WR.... J.Palmer	DL..... O.Ogbonnia	LT ..... T.Fuaga	DT..... B.Brese
WR.... L.McConkey	DL..... P.Ford	LG..... L.Patrick	DE ... C.Granderson
LT ..... R.Slater	OLB... T.Tuipulotu	C..... C.McGovern	DE ..... C.Jordan
LG..... Z.Johnson	LB..... D.Henley	RG..... C.Ruiz	MLB..... D.Davis
C..... B.Bozeman	LB... D.Perryman	RT .... T.Penning	LB..... P.Werner
RG.... T.Pipkins	CB ..... K.Fulton	TE..... F.Moreau	DB ..... J.Howden
RT .... J.Alt	CB ..... T.Still	TE..... J.Johnson	FS ..... T.Mathieu
TE.... W.Dissly	CB ..... C.Hart	TE..... T.Hill	CB ..... A.Taylor
QB.... J.Herbert	S..... A.Gilman	QB.... S.Rattler	CB ... K.McKinstry
RB.... J.Dobbins	S..... D.James	RB .... A.Kamara	CB ... M.Lattimore

## WEEK 9 AT CLEVELAND



### CHARGERS 26 BROWNS 3

Sunday, Nov. 3, 2024  
Huntington Bank Field – Cleveland, Ohio



#### GAME STATISTICS

TEAM	1	2	3	4	OT	F
L.A. Chargers	7	13	0	7	—	27
Cleveland	0	3	0	7	—	10

#### SCORING SUMMARY

Team	Q	Time	Play
Chargers	1	6:49	J.Palmer 28 yd. pass from J.Herbert (C.Dicker kick)
Browns	2	9:30	D.Hopkins 38 yd. Field Goal
Chargers	2	8:01	Q.Johnston 66 yd. pass from J.Herbert (kick failed, wl)
Chargers	2	3:30	J.Dobbins 16 yd. run (C.Dicker kick)
Chargers	4	4:16	J.Dobbins 7 yd. run (C.Dicker kick)
Browns	4	0:44	C.Tillman 17 yd. pass from J.Winston (D.Hopkins kick)

#### TEAM STATISTICS

	LAC	CLE
FIRST DOWNS:	13	21
TOTAL NET YARDS:	342	292
NET RUSHING YARDS:	96	79
NET PASSING YARDS:	246	213
PENALTIES/YARDS:	5-35	4-25
3RD DOWN EFFICIENCY (%):	5-14 (35.7%)	6-17 (35.3%)
PUNTS/AVERAGE:	7-47.1	6-53.0
SACKS/YARDS:	6-22	6-36
FUMBLES/LOST:	0-0	1-0
POINTS OFF TURNOVERS:	0	0
AVG. DRIVE START:	OWN 31	OWN 32
TIME OF POSSESSION:	25:51	34:09

#### INDIVIDUAL TOP PERFORMERS



##### PASSING

J.Herbert	CMP	ATT	YDS	TD	INT	RT	J.Winston	CMP	ATT	YDS	TD	INT	RT
J.Herbert	18	27	282	2	0	125.8	J.Winston	26	46	235	1	3	50.5

##### RUSHING

J.Dobbins	ATT	YDS	AVG	LG	TD	N.Chubb	ATT	YDS	AVG	LG	TD
J.Dobbins	14	85	6.1	34	2	N.Chubb	15	39	2.6	11	0
K.Vidal	5	7	1.4	7	0	J.Winston	5	27	5.4	13	0

##### RECEIVING

L.McConkey	REC	YDS	AVG	LG	TD	J.Jeudy	REC	YDS	AVG	LG	TD
L.McConkey	5	64	12.8	20	0	J.Jeudy	7	73	10.4	13	0
Q.Johnston	4	118	29.5	66	1	C.Tillman	6	75	12.5	17	1
J.Palmer	2	63	31.5	28	1	D.Njoku	5	29	5.8	11	0
J.Dobbins	2	20	10.0	10	0	J.Akins	3	32	10.7	21	0

**TACKLES (SOLO) - LAC:** D.Henley 13 (8), D.James 7 (4), E.Molden 6 (2);  
**CLE:** D.Bush 8 (6), G.Delpit 7 (5), M.Garrett 5 (4).

**SACKS - LAC:** T.Tuipulotu 2.5-3.5, M.Fox 2.0-11, K.Mack 1.0-7, C.Hart 0.5-0.5; **CAR:** M.Garret 3.0-16, D.Tomlinson 1.5-14, D.Bush 1.0-2, S.Harris 0.5-4.

**INTERCEPTIONS - LAC:** A.Gilman 1-18-0, T.Still 1-1-0, E.Molden 1-0-0; **CLE:** None.

##### STARTERS

WR.... Q.Johnston	OLB..... K.Mack	WR.... C.Tillman	DE ..... M.Garrett
LT ..... R.Slater	DL..... P.Ford	WR.... E.Moore	DT..... S.Harris
LG..... Z.Johnson	DL..... O.Ogbonnia	D.Jones	DT..... D.Tomlinson
C..... B.Bozeman	OLB... T.Tuipulotu	LG..... J.Bitonio	DE ..... Z.Smith
RG.... T.Pipkins	LB..... D.Henley	C..... E.Pocic	LB..... D.Bush
RT .... J.Alt	LB... D.Perryman	RG.... W.Teller	LB..... M.Diabate
TE.... W.Dissly	CB ..... D.James	RT .... J.Conklin	LB..... W.Reid
WR.... L.McConkey	S..... A.Gilman	TE..... D.Njoku	S..... G.Delpit
QB.... J.Herbert	CB ..... C.Hart	WR.... J.Jeudy	S..... J.Thornhill
FB .... S.Matlock	CB ..... E.Molden	QB.... J.Winston	CB ..... D.Ward
RB.... J.Dobbins	CB ..... T.Still	RB .... N.Chubb	CB .... M.Emerson



# 2024 LOS ANGELES CHARGERS NUMERICAL ROSTER

## ACTIVE ROSTER

No.	Name	Pos.	Ht.	Wt.	Age	Exp.	College	Hometown	How Acq.
0	Daiyan Henley	LB	6-0	225	24	2	Washington State	Los Angeles, Calif.	D3-'23
1	Quentin Johnston	WR	6-2	208	23	2	TCU	Temple, Texas	D1-'23
2	Easton Stick	QB	6-1	224	29	6	North Dakota State	Omaha, Neb.	D5-'19
3	Derwin James Jr.	S	6-2	215	28	7	Florida State	Haines City, Fla.	D1-'18
5	Joshua Palmer	WR	6-1	210	25	4	Tennessee	Brampton, Ontario, Canada	D3a-'21
6	Denzel Perryman	LB	5-11	240	31	10	Miami	Coral Gables, Fla.	UFA (Hou)-'24
7	Kristian Fulton	CB	5-11	197	26	5	Louisiana State	New Orleans, La.	UFA (Ten)-'24
8	Taylor Heinicke	QB	6-1	210	31	7	Old Dominion	Atlanta, Ga.	T (Atl)-'24
9	DJ Chark Jr.	WR	6-3	200	28	7	Louisiana State	Alexandria, La.	FA-'24
10	Justin Herbert	QB	6-6	236	26	5	Oregon	Eugene, Ore.	D1a-'20
11	Cameron Dicker	K	6-1	216	24	3	Texas	Austin, Texas	FA-'22
12	Derius Davis	WR	5-8	165	24	2	TCU	St. Francisville, La.	D4-'23
15	Ladd McConkey	WR	6-0	185	22	R	Georgia	Chatsworth, Ga.	D2-'24
16	JK Scott	P	6-5	208	29	6	Alabama	Denver, Colo.	FA-'22
20	Cam Hart	CB	6-2	207	23	R	Notre Dame	Baltimore, Md.	D5b-'24
22	Elijah Molden	DB	5-10	192	24	4	Washington	West Linn, Ore.	T (Ten)-'24
24	AJ Finley	S	6-0	188	23	2	Mississippi	Mobile, Ala.	FA-'23
25	Junior Colson	LB	6-3	247	21	R	Michigan	Franklin, Tenn.	D3-'24
27	J.K. Dobbins	RB	5-10	215	25	5	Ohio State	La Grange, Texas	UFA (Bal)-'24
28	Hassan Haskins	RB	6-2	228	24	3	Michigan	St. Louis, Mo.	W (Ten)-'23
29	Tarheeb Still	CB	6-1	196	22	R	Maryland	Sicklerville, N.J.	D5a-'24
30	Kimani Vidal	RB	5-8	215	23	R	Troy	Marietta, Ga.	D6-'24
31	Nick Niemann	LB	6-3	234	26	4	Iowa	Sycamore, Ill.	D6a-'21
32	Alohi Gilman	S	5-10	201	27	5	Notre Dame	Laie, Hawaii	D6-'20
35	Dicaprio Bootle	CB	5-10	180	27	2	Nebraska	Miami, Fla.	FA-'24
36	Ja'Sir Taylor	DB	5-10	185	25	3	Wake Forest	Asbury Park, N.J.	D6b-'22
43	Troy Dye	LB	6-3	225	28	5	Oregon	Norco, Calif.	UFA (Min)-'24
44	Scott Matlock	FB/DL	6-4	296	24	2	Boise State	Homedale, Idaho	D6-'23
45	Tuli Tuipulotu	OLB	6-3	266	22	2	Southern California	Hawthorne, Calif.	D2-'23
47	Josh Harris	LS	6-1	224	35	13	Auburn	Carrollton, Ga.	UFA (Atl)-'22
48	Bud Dupree	OLB	6-4	269	31	10	Kentucky	Macon, Ga.	FA-'24
52	Khalil Mack	OLB	6-3	269	33	11	Buffalo	Fort Pierce, Fla.	T (Chi)-'22
56	Morgan Fox	DL	6-3	275	30	8	Colorado State-Pueblo	Fountain, Colo.	FA-'22
62	Sam Mustipher	C	6-3	306	29	5	Notre Dame	Owings Mills, Md.	FA-'24
64	Brenden Jaimies	OL	6-5	300	25	4	Nebraska	Austin, Texas	D5-'21
68	Jamaree Salyer	OL	6-4	325	24	3	Georgia	Atlanta, Ga.	D6a-'22
70	Rashawn Slater	T	6-4	315	25	4	Northwestern	Sugar Land, Texas	D1-'21
71	Jordan McFadden	OL	6-2	303	24	2	Clemson	Spartanburg, S.C.	D5-'23
73	Foster Sarell	T	6-6	322	26	3	Stanford	Tacoma, Wash.	FA-'21
75	Bradley Bozeman	C	6-5	325	29	7	Alabama	Roanoke, Ala.	FA-'24
76	Joe Alt	T	6-8	322	21	R	Notre Dame	North Oaks, Minn.	D1-'24
77	Zion Johnson	G	6-3	316	24	3	Boston College	Bowie, Md.	D1-'22
79	Trey Pipkins III	G/T	6-6	307	28	6	Sioux Falls	Apple Valley, Minn.	D3-'19
81	Will Dissly	TE	6-4	265	28	7	Washington	Bozeman, Mont.	FA-'24
83	Eric Tomlinson	TE	6-6	265	32	8	UTEP	Oklahoma City, Okla.	FA-'24
84	Stone Smartt	TE	6-4	226	26	3	Old Dominion	Sacramento, Calif.	FA-'22
87	Simi Fehoko	WR	6-4	218	27	4	Stanford	Salt Lake City, Utah	PS (Pit)-'23
88	Hayden Hurst	TE	6-4	245	31	7	South Carolina	Jacksonville, Fla.	FA-'24
90	Teari Tart	DL	6-2	315	27	5	Florida International	Philadelphia, Pa.	FA-'24
92	Justin Eboigbe	DL	6-5	292	23	R	Alabama	Forest Park, Ga.	D4-'24
93	Otito Ogbonnia	DL	6-4	320	24	3	UCLA	Houston, Texas	D5-'22
95	Poona Ford	DL	5-11	310	28	7	Texas	Hilton Head, S.C.	UFA (Buf)-'24
97	Joey Bosa	OLB	6-5	280	29	9	Ohio State	Fort Lauderdale, Fla.	D1-'16

## RESERVE/INJURED

No.	Name	Pos.	Ht.	Wt.	Age	Exp.	College	Hometown	How Acq.
4	Gus Edwards	RB	6-1	238	29	7	Rutgers	Staten Island, N.Y.	UFA (Bal)-'24
26	Asante Samuel Jr.	CB	5-10	180	25	4	Florida State	Fort Lauderdale, Fla.	D2-'21
33	Deane Leonard	DB	6-0	195	24	3	Mississippi	Calgary, Alberta, Canada	D7a-'22
53	Chris Collins	OLB	6-5	255	24	R	Minnesota	Richmond, Va.	FA-'24
60	Bucky Williams	C/G	6-3	300	24	R	Appalachian State	Ringgold, Ga.	FA-'24
74	Tyler McLellan	T	6-8	355	25	R	Campbell	North Charleston, S.C.	FA-'24
82	Brenden Rice	WR	6-3	210	22	R	Southern California	Chandler, Ariz.	D7a-'24
94	Chris Rumph II	OLB	6-2	244	26	4	Duke	Gainesville, Fla.	D4-'21

## PRACTICE SQUAD

No.	Name	Pos.	Ht.	Wt.	Age	Exp.	College	Hometown	How Acq.
23	Tony Jefferson	S	5-11	212	32	10	Oklahoma	Chula Vista, Calif.	FA-'24
34	Jaret Patterson	RB	5-8	195	24	2	Buffalo	Glendale, Md.	FA-'23
37	Shaun Wade	CB	6-1	195	26	4	Ohio State	Jacksonville, Fla.	FA-'24
39	Jaylen Johnson	WR	6-2	194	24	R	East Carolina	Duluth, Ga.	FA-'24
40	Kendall Williamson	S	6-0	203	24	1	Stanford	Snellville, Ga.	FA-'24
41	Eli Apple	CB	6-1	203	29	9	Ohio State	Philadelphia, Pa.	FA-'24
42	Tucker Fisk	TE	6-4	285	25	2	Stanford	Davis, Calif.	FA-'24
46	McCallan Castles	TE	6-5	252	24	R	Tennessee	South Lake Tahoe, Calif.	FA-'24
50	Caleb Murphy	LB	6-3	254	24	1	Ferris State	Campbellsburg, Indiana	FA-'24
51	Jeremiah Jean-Baptiste	LB	6-2	230	23	R	Mississippi	Florida City, Fla.	FA-'24
57	Tre'Mon Morris-Brash	OLB	6-2	245	24	R	Central Florida	Richmond, Va.	FA-'24
61	Karsen Barnhart	G	6-5	316	23	R	Michigan	Paw Paw, Mich.	FA-'24
65	Alex Leatherwood	T	6-5	312	25	3	Alabama	Pensacola, Fla.	FA-'24
69	CJ Okoye	DL	6-6	315	23	1	-	Abuja, Nigeria	FA (IPP)-'23
86	Dez Fitzpatrick	WR	6-2	208	26	2	Louisville	Farmington Hills, Mich.	FA-'24
89	Jalen Reagor	WR	5-11	197	25	4	TCU	Waxahachie, Texas	FA-'24
91	Christopher Hinton	DL	6-4	310	24	2	Michigan	Johns Creek, Ga.	FA-'22

# 2024 LOS ANGELES CHARGERS ALPHABETICAL ROSTER

## ACTIVE ROSTER

No.	Name	Pos.	Ht.	Wt.	DOB	Exp.	College	Hometown	How Acq.
76	Alt, Joe	T	6-8	322	2/28/03	R	Notre Dame	North Oaks, Minn.	D1-'24
35	Bootle, Dicaprio	CB	5-10	180	9/17/97	2	Nebraska	Miami, Fla.	FA-'24
97	Bosa, Joey	OLB	6-5	280	7/11/95	9	Ohio State	Fort Lauderdale, Fla.	D1-'16
75	Bozeman, Bradley	C	6-5	325	11/24/94	7	Alabama	Roanoke, Ala.	FA-'24
9	Chark Jr., DJ	WR	6-3	200	9/23/96	7	Louisiana State	Alexandria, La.	FA-'24
25	Colson, Junior	LB	6-3	247	12/6/02	R	Michigan	Franklin, Tenn.	D3-'24
12	Davis, Derius	WR	5-8	165	9/11/00	2	TCU	St. Francisville, La.	D4-'23
11	Dicker, Cameron	K	6-1	216	5/6/00	3	Texas	Austin, Texas	FA-'22
81	Dissy, Will	TE	6-4	265	7/8/96	7	Washington	Bozeman, Mont.	FA-'24
27	Dobbins, J.K.	RB	5-10	215	12/17/98	5	Ohio State	La Grange, Texas	UFA (Bal)-'24
48	Dupree, Bud	OLB	6-4	269	2/12/93	10	Kentucky	Macon, Ga.	FA-'24
43	Dye, Troy	LB	6-3	225	9/18/96	5	Oregon	Norco, Calif.	UFA (Min)-'24
92	Eboigbe, Justin	DL	6-5	292	4/9/01	R	Michigan	Forest Park, Ga.	D4-'24
87	Fehoko, Simi	WR	6-4	218	11/5/97	4	Stanford	Salt Lake City, Utah	PS (Pit)-'23
24	Finley, AJ	S	6-0	188	9/14/01	2	Mississippi	Mobile, Ala.	FA-'23
95	Ford, Poona	DL	5-11	310	11/19/95	7	Texas	Hilton Head, S.C.	UFA (Buf)-'24
56	Fox, Morgan	DL	6-3	275	9/12/94	8	Colorado State-Pueblo	Fountain, Colo.	FA-'22
7	Fulton, Kristian	CB	5-11	197	9/3/98	5	Louisiana State	New Orleans, La.	UFA (Ten)-'24
32	Gilman, Alohi	S	5-10	201	9/17/97	5	Notre Dame	Laie, Hawaii	D6-'20
47	Harris, Josh	LS	6-1	224	4/27/89	13	Auburn	Carrollton, Ga.	UFA (Atl)-'22
20	Hart, Cam	CB	6-2	207	12/5/00	R	Notre Dame	Baltimore, Md.	D5b-'24
28	Haskins, Hassan	RB	6-2	228	11/26/99	3	Michigan	St. Louis, Mo.	W (Ten)-'24
8	Heinicke, Taylor	QB	6-1	210	3/15/93	7	Old Dominion	Atlanta, Ga.	T (Atl)-'24
0	Henley, Daiyan	LB	6-0	225	11/18/99	2	Washington State	Los Angeles, Calif.	D3-'23
10	Herbert, Justin	QB	6-6	236	3/10/98	5	Oregon	Eugene, Ore.	D1a-'20
88	Hurst, Hayden	TE	6-4	245	8/24/93	7	South Carolina	Jacksonville, Fla.	FA-'24
64	Jaimes, Brenden	OL	6-5	300	5/28/99	4	Nebraska	Austin, Texas	D5-'21
3	James Jr., Derwin	S	6-2	215	8/3/96	7	Florida State	Haines City, Fla.	D1-'18
77	Johnson, Zion	G	6-3	316	11/18/99	3	Boston College	Bowie, Md.	D1-'22
1	Johnston, Quentin	WR	6-2	208	9/6/01	2	TCU	Temple, Texas	D1-'23
52	Mack, Khalil	OLB	6-3	269	2/22/91	11	Buffalo	Fort Pierce, Fla.	T (Chi)-'22
44	Matlock, Scott	FB/DL	6-4	296	6/28/00	2	Boise State	Homedale, Idaho	D6-'23
15	McConkey, Ladd	WR	6-0	185	11/11/01	R	Georgia	Chatsworth, Ga.	D2-'24
71	McFadden, Jordan	OL	6-2	303	11/16/99	2	Clemson	Spartanburg, S.C.	D5-'23
22	Molden, Elijah	DB	5-10	192	1/30/99	4	Washington	West Linn, Ore.	T (Ten)-'24
62	Mustipher, Sam	C	6-3	306	8/13/96	5	Notre Dame	Owings Mills, Md.	FA-'24
31	Niemann, Nick	LB	6-3	234	12/2/97	4	Iowa	Sycamore, Ill.	D6a-'21
93	Ogbonnia, Otitio	DL	6-4	320	8/25/00	3	UCLA	Houston, Texas	D5-'22
5	Palmer, Joshua	WR	6-1	210	9/22/99	4	Tennessee	Brampton, Ontario, Canada	D3a-'21
6	Perryman, Denzel	LB	5-11	240	12/5/92	10	Miami	Coral Gables, Fla.	UFA (Hou)-'24
79	Pipkins III, Trey	G/T	6-6	307	9/5/96	6	Sioux Falls	Apple Valley, Minn.	D3-'19
68	Salyer, Jamaree	OL	6-4	325	7/13/00	3	Georgia	Atlanta, Ga.	D6a-'22
73	Sarell, Foster	T	6-6	322	8/28/98	3	Stanford	Tacoma, Wash.	FA-'21
16	Scott, JK	P	6-5	208	10/30/95	6	Alabama	Denver, Colo.	FA-'22
70	Slater, Rashawn	T	6-4	315	3/26/99	4	Northwestern	Sugar Land, Texas	D1-'21
84	Smartt, Stone	TE	6-4	226	10/4/98	3	Old Dominion	Sacramento, Calif.	FA-'22
2	Stick, Easton	QB	6-1	224	9/15/95	6	North Dakota State	Omaha, Neb.	D5-'19
29	Still, Tarheeb	CB	6-1	196	6/9/02	R	Maryland	Sicklerville, N.J.	D5a-'24
90	Tart, Teair	DL	6-2	315	2/28/97	5	Florida International	Philadelphia, Pa.	FA-'24
36	Taylor, Ja'Sir	DB	5-10	185	1/8/99	3	Wake Forest	Asbury Park, N.J.	D6b-'22
83	Tomlinson, Eric	TE	6-6	265	4/22/92	8	UTEP	Oklahoma City, Okla.	FA-'24
45	Tuipulotu, Tuli	OLB	6-3	266	9/3/02	2	Southern California	Hawthorne, Calif.	D2-'23
30	Vidal, Kimani	RB	5-8	215	8/28/01	R	Troy	Marietta, Ga.	D6-'24

## RESERVE/INJURED

No.	Name	Pos.	Ht.	Wt.	DOB	Exp.	College	Hometown	How Acq.
53	Collins, Chris	OLB	6-5	255	12/14/99	R	Minnesota	Richmond, Va.	FA-'24
4	Edwards, Gus	RB	6-1	238	4/13/95	7	Rutgers	Staten Island, N.Y.	UFA (Bal)-'24
33	Leonard, Deane	DB	6-0	195	11/20/99	3	Mississippi	Calgary, Alberta, Canada	D7a-'22
74	McLellan, Tyler	T	6-8	355	7/21/99	R	Campbell	North Charleston, S.C.	FA-'24
82	Rice, Brenden	WR	6-3	210	3/18/02	R	Southern California	Chandler, Ariz.	D7a-'24
94	Rumph II, Chris	OLB	6-2	244	10/19/98	4	Duke	Gainesville, Fla.	D4-'21
26	Samuel Jr., Asante	CB	5-10	180	10/3/99	4	Florida State	Fort Lauderdale, Fla.	D2-'21
60	Williams, Bucky	C/G	6-3	300	3/20/00	R	Appalachian State	Ringgold, Ga.	FA-'24

## PRACTICE SQUAD

No.	Name	Pos.	Ht.	Wt.	DOB	Exp.	College	Hometown	How Acq.
41	Apple, Eli	CB	6-1	203	9/9/95	9	Ohio State	Philadelphia, Pa.	FA-'24
61	Barnhart, Karsen	G	6-5	316	3/2/01	R	Michigan	Paw Paw, Mich.	FA-'24
46	Castles, McCallan	TE	6-5	252	12/3/99	R	Tennessee	South Lake Tahoe, Calif.	FA-'24
42	Fisk, Tucker	TE	6-4	285	1/19/99	2	Stanford	Davis, Calif.	FA-'24
86	Fitzpatrick, Dez	WR	6-2	208	12/17/97	2	Louisville	Farmington Hills, Mich.	FA-'24
91	Hinton, Christopher	DL	6-4	310	9/14/00	2	Michigan	Johns Creek, Ga.	FA-'22
51	Jean-Baptiste, Jeremiah	LB	6-2	230	5/31/01	R	Mississippi	Florida City, Fla.	FA-'24
23	Jefferson, Tony	S	5-11	212	1/27/92	10	Oklahoma	Chula Vista, Calif.	FA-'24
39	Johnson, Jaylen	WR	6-2	194	5/26/00	R	East Carolina	Duluth, Ga.	FA-'24
65	Leatherwood, Alex	T	6-5	312	1/5/99	3	Alabama	Pensacola, Fla.	FA-'24
57	Morris-Brash, Tre'Mon	OLB	6-2	245	9/29/00	R	Central Florida	Richmond, Va.	FA-'24
50	Murphy, Caleb	LB	6-3	254	12/15/99	1	Ferris State	Campbellsburg, Indiana	FA-'24
69	Okoye, CJ	DL	6-6	315	10/20/01	1	-	Abuja, Nigeria	FA (IPP)-'23
34	Patterson, Jaret	RB	5-8	195	12/23/99	2	Buffalo	Glendale, Md.	FA-'23
89	Reagor, Jalen	WR	5-11	197	1/1/99	4	TCU	Waxahachie, Texas	FA-'24
37	Wade, Shaun	CB	6-1	195	9/15/98	4	Ohio State	Jacksonville, Fla.	FA-'24
40	Williamson, Kendall	S	6-0	203	124	1	Stanford	Snellville, Ga.	FA-'24

# 2024 LOS ANGELES CHARGERS POSITION ROSTER

## QUARTERBACKS (3)

No.	Name	Pos.	Ht.	Wt.	Age	Exp.	College	Hometown	How Acq.
2	Easton Stick	QB	6-1	224	29	6	North Dakota State	Omaha, Neb.	D5-'19
8	Taylor Heinicke	QB	6-1	210	31	7	Old Dominion	Atlanta, Ga.	T (Atl)-'24
10	Justin Herbert	QB	6-6	236	26	5	Oregon	Eugene, Ore.	D1a-'20

## RUNNING BACKS (4)

No.	Name	Pos.	Ht.	Wt.	Age	Exp.	College	Hometown	How Acq.
27	J.K. Dobbins	RB	5-10	215	25	5	Ohio State	La Grange, Texas	UFA (Bal)-'24
28	Hassan Haskins	RB	6-2	228	24	3	Michigan	St. Louis, Mo.	W (Ten)-'23
30	Kimani Vidal	RB	5-8	215	23	R	Troy	Marietta, Ga.	D6-'24
44	Scott Matlock	FB/DL	6-4	296	24	2	Boise State	Homedale, Idaho	D6-'23

## WIDE RECEIVERS (6)

No.	Name	Pos.	Ht.	Wt.	Age	Exp.	College	Hometown	How Acq.
1	Quentin Johnston	WR	6-2	208	23	2	TCU	Temple, Texas	D1-'23
5	Joshua Palmer	WR	6-1	210	25	4	Tennessee	Brampton, Ontario, Canada	D3a-'21
9	DJ Chark Jr.	WR	6-3	200	28	7	Louisiana State	Alexandria, La.	FA-'24
12	Derius Davis	WR	5-8	165	24	2	TCU	St. Francisville, La.	D4-'23
15	Ladd McConkey	WR	6-0	185	22	R	Georgia	Chatsworth, Ga.	D2-'24
87	Simi Fehoko	WR	6-4	218	27	4	Stanford	Salt Lake City, Utah	PS (Pit)-'23

## TIGHT ENDS (4)

No.	Name	Pos.	Ht.	Wt.	Age	Exp.	College	Hometown	How Acq.
81	Will Dissly	TE	6-4	265	28	7	Washington	Bozeman, Mont.	FA-'24
83	Eric Tomlinson	TE	6-6	265	32	8	UTEP	Oklahoma City, Okla.	FA-'24
84	Stone Smartt	TE	6-4	226	26	3	Old Dominion	Sacramento, Calif.	FA-'22
88	Hayden Hurst	TE	6-4	245	31	7	South Carolina	Jacksonville, Fla.	FA-'24

## OFFENSIVE LINEMEN (10)

No.	Name	Pos.	Ht.	Wt.	Age	Exp.	College	Hometown	How Acq.
62	Sam Mustipher	C	6-3	306	29	5	Notre Dame	Owings Mills, Md.	FA-'24
64	Brenden Jaimes	OL	6-5	300	25	4	Nebraska	Austin, Texas	D5-'21
68	Jamaree Salyer	OL	6-4	325	24	3	Georgia	Atlanta, Ga.	D6a-'22
70	Rashawn Slater	T	6-4	315	25	4	Northwestern	Sugar Land, Texas	D1-'21
71	Jordan McFadden	OL	6-2	303	24	2	Clemson	Spartanburg, S.C.	D5-'23
73	Foster Sarell	T	6-6	322	26	3	Stanford	Tacoma, Wash.	FA-'21
75	Bradley Bozeman	C	6-5	325	29	7	Alabama	Roanoke, Ala.	FA-'24
76	Joe Alt	T	6-8	322	21	R	Notre Dame	North Oaks, Minn.	D1-'24
77	Zion Johnson	G	6-3	316	24	3	Boston College	Bowie, Md.	D1-'22
79	Trey Pipkins III	G/T	6-6	307	28	6	Sioux Falls	Apple Valley, Minn.	D3-'19

## DEFENSIVE LINEMEN (6)

No.	Name	Pos.	Ht.	Wt.	Age	Exp.	College	Hometown	How Acq.
44	Scott Matlock	FB/DL	6-4	296	24	2	Boise State	Homedale, Idaho	D6-'23
56	Morgan Fox	DL	6-3	275	30	8	Colorado State-Pueblo	Fountain, Colo.	FA-'22
90	Teair Tart	DL	6-2	315	27	5	Florida International	Philadelphia, Pa.	FA-'24
92	Justin Eboigbe	DL	6-5	292	23	R	Alabama	Forest Park, Ga.	D4-'24
93	Otito Ogbonnia	DL	6-4	320	24	3	UCLA	Houston, Texas	D5-'22
95	Poona Ford	DL	5-11	310	28	7	Texas	Hilton Head, S.C.	UFA (Buf)-'24

## LINEBACKERS (5)

No.	Name	Pos.	Ht.	Wt.	Age	Exp.	College	Hometown	How Acq.
0	Daiyan Henley	LB	6-0	225	24	2	Washington State	Los Angeles, Calif.	D3-'23
6	Denzel Perryman	LB	5-11	240	31	10	Miami	Coral Gables, Fla.	UFA (Hou)-'24
25	Junior Colson	LB	6-3	247	21	R	Michigan	Franklin, Tenn.	D3-'24
31	Nick Niemann	LB	6-3	234	26	4	Iowa	Sycamore, Ill.	D6a-'21
43	Troy Dye	LB	6-3	225	28	5	Oregon	Norco, Calif.	UFA (Min)-'24

## OUTSIDE LINEBACKERS (4)

No.	Name	Pos.	Ht.	Wt.	Age	Exp.	College	Hometown	How Acq.
45	Tuli Tuipulotu	OLB	6-3	266	22	2	Southern California	Hawthorne, Calif.	D2-'23
48	Bud Dupree	OLB	6-4	269	31	10	Kentucky	Macon, Ga.	FA-'24
52	Khalil Mack	OLB	6-3	269	33	11	Buffalo	Fort Pierce, Fla.	T (Chi)-'22
97	Joey Bosa	OLB	6-5	280	29	9	Ohio State	Fort Lauderdale, Fla.	D1-'16

## DEFENSIVE BACKS (9)

No.	Name	Pos.	Ht.	Wt.	Age	Exp.	College	Hometown	How Acq.
3	Derwin James Jr.	S	6-2	215	28	7	Florida State	Haines City, Fla.	D1-'18
7	Kristian Fulton	CB	5-11	197	26	5	Louisiana State	New Orleans, La.	UFA (Ten)-'24
20	Cam Hart	CB	6-2	207	23	R	Notre Dame	Baltimore, Md.	D5b-'24
22	Elijah Molden	DB	5-10	192	24	4	Washington	West Linn, Ore.	T (Ten)-'24
24	AJ Finley	S	6-0	188	23	2	Mississippi	Mobile, Ala.	FA-'23
29	Tarheeb Still	CB	6-1	196	22	R	Maryland	Sicklerville, N.J.	D5a-'24
32	Alohi Gilman	S	5-10	201	27	5	Notre Dame	Laie, Hawaii	D6-'20
35	Dicaprio Bootle	CB	5-10	180	27	2	Nebraska	Miami, Fla.	FA-'24
36	Ja'Sir Taylor	DB	5-10	185	25	3	Wake Forest	Asbury Park, N.J.	D6b-'22

## SPECIALISTS (3)

No.	Name	Pos.	Ht.	Wt.	Age	Exp.	College	Hometown	How Acq.
11	Cameron Dicker	K	6-1	216	24	3	Texas	Austin, Texas	FA-'22
16	JK Scott	P	6-5	208	29	6	Alabama	Denver, Colo.	FA-'22
47	Josh Harris	LS	6-1	224	35	13	Auburn	Carrollton, Ga.	UFA (Atl)-'22

\*FB/DL Scott Matlock is listed both as a running back and defensive lineman



## HOW THE 2024 CHARGERS WERE BUILT

YEAR	NFL DRAFT	FREE AGENCY	TRADE/WAIVERS
2016	OLB Joey Bosa (1)		
2017			
2018	S Derwin James Jr. (1)		
2019	T Trey Pipkins III (3) QB Easton Stick (5)		
2020	S Alohi Gilman (6) QB Justin Herbert (1a)		
2021	OL Brenden Jaimes (5) LB Nick Niemann (6a) WR Joshua Palmer (3a) T Rashawn Slater (1)	T Foster Sarell	
2022	G Zion Johnson (1) DL Otito Ogbornia (5) OL Jamaree Salyer (6a) DB Ja'Sir Taylor (6b)	K Cameron Dicker DL Morgan Fox LS Josh Harris (UFA-Atl) P JK Scott TE Stone Smartt (UDFA)	OLB Khalil Mack (T-Chi)
2023	WR Derius Davis (4) LB Daiyan Henley (3) WR Quentin Johnston (1) FB/DL Scott Matlock (6) OL Jordan McFadden (5) OLB Tuli Tuipulotu (2)	WR Simi Fehoko (PS-Pit) S AJ Finley (UDFA)	
2024	T Joe Alt (1) LB Junior Colson (3) DL Justin Eboigbe (4) CB Cam Hart (5b) WR Ladd McConkey (2) CB Tarheeb Still (5a) Kimani Vidal (6)	CB Dicaprio Bootle C Bradley Bozeman WR DJ Chark Jr. TE Will Dissly RB J.K. Dobbins (UFA-Bal) OLB Bud Dupree LB Troy Dye (UFA-Min) DL Poona Ford (UFA-Buf) CB Kristian Fulton (UFA-Ten) TE Hayden Hurst C Sam Mustipher LB Denzel Perryman (UFA-Hou) DL Teair Tart TE Eric Tomlinson	RB Hassan Haskins (W-Ten) QB Taylor Heinicke (T-Atl) DB Elijah Molden (T-Ten)

## 2024 LOS ANGELES CHARGERS COACHES

<b>Head Coach</b> .....	Jim Harbaugh	<b>Defensive Assistant</b> .....	Mike Hiestand
<b>Special Teams Coordinator</b> .....	Ryan Ficken	<b>Wide Receivers</b> .....	Sanjay Lal
<b>Defensive Coordinator</b> .....	Jesse Minter	<b>Running Backs</b> .....	Kiel McDonald
<b>Offensive Coordinator</b> .....	Greg Roman	<b>Senior Defensive Analyst</b> .....	Rick Minter
<b>Run Game Coordinator/Tight Ends</b> .....	Andy Bischoff	<b>Defensive Quality Control</b> .....	Robert Muschamp
<b>Linebackers</b> .....	NaVorro Bowman	<b>Safeties</b> .....	Chris O'Leary
<b>Passing Game Coordinator</b> .....	Marcus Brady	<b>Defensive Assistant</b> .....	Dylan Roney
<b>Offensive Quality Control/Wide Receivers</b> .....	Jeff Carpenter	<b>Offensive Assistant</b> .....	Phil Serchia
<b>Defensive Backs</b> .....	Steve Clinkscale	<b>Senior Offensive Assistant</b> .....	Marc Trestman
<b>Quarterbacks</b> .....	Shane Day	<b>Assistant Defensive Line</b> .....	Will Tukuafu
<b>Offensive Line</b> .....	Mike Devlin	<b>Executive Director of Player Performance</b> .....	Ben Herbert
<b>Defensive Line</b> .....	Mike Elston	<b>Head Strength &amp; Conditioning</b> .....	Jonathan Brooks
<b>Offensive Assistant/Quarterbacks</b> .....	Jonathan Goodwin	<b>Head Strength &amp; Conditioning</b> .....	Devin Woodhouse
<b>Assistant Special Teams</b> .....	Chris Gould	<b>Director of Performance Analytics</b> .....	Ben Rabe
<b>Assistant Offensive Line</b> .....	Nick Hardwick	<b>Performance Analyst</b> .....	Lincoln DeWolf

# 2024 LOS ANGELES CHARGERS DEPTH CHART

Depth Chart is unofficial and compiled by Chargers Communications

## OFFENSE

<b>WR</b>	5	Joshua Palmer	<u>15</u>	<u>Ladd McConkey</u>	87	Simi Fehoko	
<b>LT</b>	70	Rashawn Slater	73	Foster Sarell			
<b>LG</b>	77	Zion Johnson	71	Jordan McFadden			
<b>C</b>	75	Bradley Bozeman	64	Brenden Jaimes	62	Sam Mustipher	
<b>RG</b>	79	Trey Pipkins III	68	Jamaree Salyer			
<b>RT</b>	<u>76</u>	<u>Joe Alt</u>	73	Foster Sarell			
<b>TE</b>	88	Hayden Hurst	—OR—	81	Will Dissly	84	Stone Smartt
						83	Eric Tomlinson
<b>WR</b>	1	Quentin Johnston	9	DJ Chark Jr.	12	Derius Davis	
<b>QB</b>	10	Justin Herbert	8	Taylor Heinicke	—OR—	2	Easton Stick
<b>FB</b>	44	Scott Matlock					
<b>RB</b>	27	J.K. Dobbins	<u>30</u>	<u>Kimani Vidal</u>	28	Hassan Haskins	

## DEFENSE

<b>EDGE</b>	52	Khalil Mack	48	Bud Dupree		
<b>DL</b>	56	Morgan Fox	44	Scott Matlock		
<b>DL</b>	95	Poona Ford	90	Teair Tart		
<b>DL</b>	93	Otito Ogbonnia	<u>92</u>	<u>Justin Eboigbe</u>		
<b>EDGE</b>	97	Joey Bosa	45	Tuli Tuipulotu		
<b>LB</b>	6	Denzel Perryman	<u>25</u>	<u>Junior Colson</u>	31	Nick Niemann
<b>LB</b>	0	Daiyan Henley	43	Troy Dye		
<b>CB</b>	7	Kristian Fulton	<u>29</u>	<u>Tarheeb Still</u>	35	Dicaprio Bootle
<b>S</b>	3	Derwin James Jr.	24	AJ Finley		
<b>S</b>	32	Alohi Gilman	22	Elijah Molden		
<b>CB</b>	36	Ja'Sir Taylor	<u>20</u>	<u>Cam Hart</u>		

## SPECIALISTS

<b>K</b>	11	Cameron Dicker		
<b>P</b>	16	JK Scott		
<b>KO</b>	11	Cameron Dicker		
<b>H</b>	16	JK Scott		
<b>LS</b>	47	Josh Harris		
<b>KR</b>	12	Derius Davis	<u>15</u>	<u>Ladd McConkey</u>
<b>PR</b>	12	Derius Davis	<u>15</u>	<u>Ladd McConkey</u>

**NOTE:** Rookies are underlined

# 2024 LOS ANGELES CHARGERS PRONUNCIATION GUIDE

Justin <b>EBOIGBE</b> . . . . . ee-BOYG-bee	Sam <b>MUSTIPHER</b> . . . . . MUST-iff-err	<b>JA'SIR</b> Taylor . . . . . JAH-sear
<b>SIMI FEHOKO</b> . . . . . SIM-ee fuh-HO-ko	Nick <b>NIEMANN</b> . . . . . KNEE-min	<b>TULI TUIPULOTU</b> . . . . .
<b>ALOHI</b> Gilman . . . . . uh-LOW-hee	<b>OTITO OGBONNIA</b> . . . . . oh-TEET-oh oh-BONE-yuh	. . . . . TOO-lee TOO-ee-poo-LOW-too
<b>DAIYAN</b> Henley . . . . . DAY-on	Jamaree <b>SALYER</b> . . . . . SAL-yur	Kimani <b>VIDAL</b> . . . . . VIE-dell
Brenden <b>JAIMES</b> . . . . . HIGH-miss	Foster <b>SARELL</b> . . . . . SUH-rell	
<b>ZION</b> Johnson . . . . . ZEYE-uhn	<b>RASHAWN</b> Slater . . . . . ruh-SHAWN	
<b>TRE'MON</b> Morris-Brash . . . . . TRAY-mon	<b>TEAIR</b> Tart . . . . . TEE-air	

## 2024 TRANSACTIONS BY DATE

Jan. 9	Signed OLB Brevin Allen, DL Jerrod Clark, RB Elijah Dotson, QB Max Duggan, WR Simi Fehoko, CB Matt Hankins, C Brent Laing, DL CJ Okoye and CB Chris Wilcox to Reserve/Future contracts.	Aug. 27	Placed LB Nick Niemann on Reserve/Injured; Designated for Return. Placed OLB Chris Collins, T Tyler McLellan, OLB Chris Rumph II and C/G Bucky Williams on Reserve/Injured. Released TE Donald Parham Jr., and LB Shaq Quarterman. Waived G Karsen Barnhart, TE Luke Benson, DL Jerrod Clark, S Akeem Dent, RB Elijah Dotson, OLB Andrew Farmer II, TE Tucker Fisk, WR Jaelen Gill, LB Frank Ginda, CB Matt Hankins, S Thomas Harper, TE Zach Heins, DL Christopher Hinton, OLB Savion Jackson, LB Jeremiah Jean-Baptiste, WR Cornelius Johnson, WR Jaylen Johnson, CB Robert Kennedy, C Brent Laing, T Alex Leatherwood, LB Shane Lee, OLB Tre'Mon Morris-Brash, DL CJ Okoye, G Willis Patrick, QB Luis Perez, S Jalyn Phillips, TE Isaac Rex, OLB Ty Shelby, RB Isaiah Spiller, CB Zamari Walton and WR Isaiah Wooden.	Sept. 25	Placed S Derwin James Jr., on Reserve/Suspended by Commissioner-Less than One Year.
Jan. 10	Signed RB Jaret Patterson to Reserve/Future contract.			Sept. 26	Signed S Tony Jefferson to active roster. Signed G/T Braeden Daniels to practice squad.
Jan. 11	Signed DL Christopher Hinton to Reserve/Future contract.			Sept. 28	Activated Blake Lynch (standard elevation) and C Sam Mustipher (standard elevation) from practice squad.
March 5	Extended exclusive rights tenders to K Cameron Dicker and T Foster Sarell. Released LB Eric Kendricks.			Sept. 30	Activated S Derwin James Jr., from Reserve/Suspended by Commissioner-Less than One Year and placed on Exempt/Commissioner Permission. Released S Tony Jefferson. Reverted LB Blake Lynch and C Sam Mustipher to practice squad. Released G/T Braeden Daniels from practice squad.
March 8	Re-signed T Foster Sarell.			Oct. 1	Activated S Derwin James Jr., from Exempt/Commissioner Permission. Signed S Tony Jefferson to practice squad.
March 12	Waived T Andrew Trainer and CB Amechi Uzodinma.	Aug. 28	Claimed RB Hassan Haskins off waivers. Waived S JT Woods. Signed G Karsen Barnhart, TE Luke Benson, OLB Andrew Farmer II, TE Tucker Fisk, CB Matt Hankins, DL Christopher Hinton, LB Jeremiah Jean-Baptiste, WR Cornelius Johnson, WR Jaylen Johnson, CB Robert Kennedy, T Alex Leatherwood, OLB Tre'Mon Morris-Brash, C Sam Mustipher, DL CJ Okoye, LB Shaq Quarterman and RB Isaiah Spiller to practice squad.	Oct. 9	Signed CB Nehemiah Shelton to practice squad. Released LB Shaquille Quarterman from practice squad.
March 13	Re-signed S Alohi Gilman. Signed TE Will Dissly. Released WR Mike Williams.			Oct. 12	Activated LB Nick Niemann from Reserve/Injured; Designated for Return. Signed S Tony Jefferson to active roster. Placed RB Gus Edwards and CB Asante Samuel Jr., on Reserve/Injured. Activated CB Dicaprio Bootle (standard elevation) from practice squad.
March 15	Traded WR Keenan Allen to Chicago for 2024 fourth-round selection.	Aug. 29	Traded 2026 seventh-round selection to Tennessee for DB Elijah Molden. Traded conditional 2025 seventh-round selection (from Minnesota) to Atlanta for QB Taylor Heinicke. Released S Tony Jefferson. Waived RB Jaret Patterson. Signed TE Eric Tomlinson to practice squad. Released CB Robert Kennedy from practice squad.	Oct. 14	Reverted CB Dicaprio Bottle to practice squad.
March 16	Re-signed QB Easton Stick. Signed RB Gus Edwards, DL Poona Ford and TE Hayden Hurst.			Oct. 15	Signed CB Eli Apple and TE McCallan Castles to practice squad. Released LB Blake Lynch from practice squad.
March 18	Signed C Bradley Bozeman and LB Troy Dye.	Aug. 30	Signed K Cameron Dicker to contract extension. Signed S Tony Jefferson to practice squad.	Oct. 16	Designated WR DJ Chark Jr., for return from Reserve/Injured.
March 19	Signed LB Denzel Perryman.			Oct. 19	Released S Tony Jefferson. Released CB Nehemiah Shelton from practice squad.
March 28	Signed CB Kristian Fulton.	Sept. 2	Signed RB Jaret Patterson to practice squad. Released RB Isaiah Spiller from practice squad.	Oct. 21	Signed CB Dicaprio Bootle and CB Shaun Wade to active roster. Placed DB Deane Leonard on Reserve/Injured. Signed S Tony Jefferson to practice squad. Activated C Sam Mustipher (standard elevation) and WR Jalen Reagor (standard elevation) from practice squad.
April 2	Signed FB/TE Ben Mason. Re-signed K Cameron Dicker.	Sept. 3	Signed WR Dez Fitzpatrick and CB Shaun Wade to practice squad. Released OLB Andrew Farmer II and WR Cornelius Johnson from practice squad.	Oct. 22	Waived CB Shaun Wade. Reverted C Sam Mustipher and WR Jalen Reagor to practice squad.
April 18	Signed RB J.K. Dobbins.	Sept. 7	Signed TE Eric Tomlinson to active roster. Placed WR DJ Chark Jr., on Reserve/Injured. Activated LB Shaquille Quarterman (standard elevation) from practice squad. Released CB Matt Hankins from practice squad with injury settlement.	Oct. 24	Signed CB Shaun Wade to practice squad.
May 6	Signed WR DJ Chark.	Sept. 9	Reverted LB Shaquille Quarterman to practice squad. Signed CB Nehemiah Shelton to practice squad.	Oct. 26	Activated WR Jaylen Johnson (standard elevation) and WR Jalen Reagor (standard elevation) from practice squad.
May 10	Signed G Karsen Barnhart, QB Casey Bauman, TE Luke Benson, LB Junior Colson, S Akeem Dent, WR Jaelen Gill, S Thomas Harper, CB Cam Hart, TE Zach Heins, OLB Savion Jackson, LB Jeremiah Jean-Baptiste, WR Cornelius Johnson, WR Jaylen Johnson, WR Leon Johnson, CB Robert Kennedy, LB Shane Lee, DL Micheal Mason, T Tyler McLellan, OLB Tre'Mon Morris-Brash, G Willis Patrick, S Jalyn Phillips, WR Brenden Rice, T Tyler Smith, CB Tarheeb Still, RB Kimani Vidal, CB Zamari Walton and C/G Bucky Williams.	Sept. 11	Signed CB Dicaprio Bootle to practice squad.	Oct. 28	Reverted WR Jaylen Johnson and WR Jalen Reagor to practice squad.
May 13	Signed OLB Bud Dupree.	Sept. 14	Activated S Tony Jefferson (standard elevation) and LB Shaquille Quarterman (standard elevation) from practice squad.	Oct. 30	Signed C Sam Mustipher to active roster. Signed LB Caleb Murphy and S Kendall Williamson to practice squad.
May 14	Signed OLB Chris Collins. Waived OLB Brevin Allen.	Sept. 16	Reverted S Tony Jefferson and LB Shaquille Quarterman to practice squad.	Nov. 2	Activated WR DJ Chark Jr., from Reserve/Injured; Designated for Return. Placed WR Brenden Rice on Reserve/Injured. Activated CB Eli Apple (standard elevation) and WR Jalen Regor (standard elevation) from practice squad.
May 16	Signed DL Justin Eboigbe.	Sept. 21	Activated LB Shaquille Quarterman (standard elevation) from practice squad.	Nov. 4	Reverted CB Eli Apple and WR Jalen Reagor to practice squad.
May 23	Waived T Tyler Smith.	Sept. 23	Reverted LB Shaquille Quarterman to practice squad.		
May 29	Signed T Alex Leatherwood.	Sept. 27	Signed LB Blake Lynch and WR Jalen Reagor to practice squad. Released TE		
June 5	Released C Corey Linsley.				
June 14	Signed S Tony Jefferson and WR Praise Olatoke.				
June 20	Signed WR Ladd McConkey.				
July 17	Declared Non-Football Illness for LB Junior Colson.				
July 30	Remove LB Junior Colson from Active/Non-Football Illness.				
Aug. 6	Waived OLB Savion Jackson.				
Aug. 7	Signed QB Luis Perez.				
Aug. 12	Signed WR Isaiah Wooden. Waived QB Casey Bauman and WR Praise Olatoke.				
Aug. 13	Signed OLB Savion Jackson and LB Shaq Quarterman. Waived CB Chris Wilcox. Waived/Injured FB/TE Ben Mason.				
Aug. 14	Signed TE Tucker Fisk.				
Aug. 16	Signed DL Teair Tart. Waived S Jalyn Phillips.				
Aug. 19	Signed LB Frank Ginda and S Jalyn Phillips. Waived QB Max Duggan and WR Leon Johnson.				
Aug. 22	Signed TE Isaac Rex. Waived DL Micheal Mason.				

# 2024 TRANSACTIONS BY PLAYER

## Allen, Brevin — OLB

Jan. 9 Signed to Reserve/Future contract  
May 14 Waived

## Allen, Keenan — WR

March 15 Traded to Chicago

## Alt, Joe — T

June 11 Signed

## Apple, Eli — CB

Oct. 15 Signed to practice squad  
Nov. 2 Activated from practice squad (standard elevation)  
Nov. 4 Reverted to practice squad

## Barnhart, Karsen — G

May 10 Signed  
Aug. 27 Waived  
Aug. 28 Signed to practice squad

## Bauman, Casey — QB

May 10 Signed  
Aug. 12 Waived

## Benson, Luke — TE

May 10 Signed  
Aug. 27 Waived  
Aug. 28 Signed to practice squad  
Sept. 24 Released from practice squad

## Bootle, Dicaprio — CB

Sept. 11 Signed to practice squad  
Oct. 12 Activated from practice squad (standard elevation)  
Oct. 14 Reverted to practice squad  
Oct. 21 Signed to active roster

## Bozeman, Bradley — C

March 18 Signed

## Castles, McCallan — TE

Oct. 15 Signed to practice squad

## Chark Jr., DJ — WR

May 16 Signed  
Sept. 7 Placed on Reserve/Injured  
Oct. 16 Designated for return from Reserve/Injured  
Nov. 2 Activated from Reserve/Injured; Designated for Return

## Clark, Jerrod — DL

Jan. 9 Signed to Reserve/Future contract  
Aug. 27 Waived

## Collins, Chris — OLB

May 14 Signed  
Aug. 27 Placed on Reserve/Injured

## Colson, Junior — LB

May 10 Signed  
July 17 Declared Non-Football Illness  
July 30 Passed Physical

## Daniels, Braeden — G/T

Sept. 26 Signed to practice squad  
Sept. 30 Released from practice squad

## Dent, Akeem — S

May 10 Signed  
Aug. 27 Waived

## Dicker, Cameron — K

March 5 Extended exclusive rights tender  
April 2 Re-signed  
Aug. 30 Signed contract extension

## Dobbins, J.K. — RB

April 18 Signed

## Dotson, Elijah — RB

Jan. 9 Signed to Reserve/Future contract  
Aug. 27 Waived

## Duggan, Max — QB

Jan. 9 Signed to Reserve/Future contract  
Aug. 19 Waived

## Dupree, Bud — OLB

May 13 Signed

## Dye, Troy — LB

March 18 Signed

## Eboigbe, Justin — DL

May 16 Signed

## Edwards, Gus — RB

March 18 Signed  
Oct. 12 Placed on Reserve/Injured

## Farmer II, Andrew — OLB

Aug. 27 Waived  
Aug. 28 Signed to practice squad  
Sept. 3 Released from practice squad

## Fehoko, Simi — WR

Jan. 9 Signed to Reserve/Future contract

## Fisk, Tucker — TE

Aug. 14 Signed  
Aug. 27 Waived  
Aug. 28 Signed to practice squad

## Fitzpatrick, Dez — WR

Sept. 3 Signed to practice squad

## Ford, Poona — DL

March 16 Signed

## Fulton, Kristian — CB

April 2 Signed

## Gill, Jaelen — WR

May 10 Signed  
Aug. 27 Waived

## Gilman, Alohi — S

March 13 Re-signed

## Ginda, Frank — LB

Aug. 19 Signed  
Aug. 27 Waived

## Hankins, Matt — CB

Jan. 9 Signed to Reserve/Future contract  
Aug. 27 Waived  
Aug. 28 Signed to practice squad  
Sept. 7 Released from practice squad with injury settlement

## Harper, Thomas — S

May 10 Signed  
Aug. 27 Waived

## Hart, Cam — CB

May 10 Signed

## Haskins, Hassan — RB

Aug. 28 Claimed off Waivers

## Heinicke, Taylor — QB

Aug. 29 Traded for from Atlanta

## Heins, Zach — TE

May 10 Signed  
Aug. 27 Waived

## Hinton, Christopher — DL

Jan. 11 Signed to Reserve/Future contract  
Aug. 27 Waived  
Aug. 28 Signed to practice squad

## Hurst, Hayden — TE

March 16 Signed

## Jackson, Savion — OLB

May 10 Signed  
Aug. 6 Waived  
Aug. 13 Signed  
Aug. 27 Waived

## James Jr., Derwin — S

Sept. 25 Placed on Reserve/Suspended By Commissioner-Less than One Year  
Sept. 30 Suspension lifted and granted exempt status  
Oct. 1 Activated from exempt status

## Jean-Baptiste, Jeremiah — LB

May 10 Signed  
Aug. 27 Waived  
Aug. 28 Signed to practice squad

## Jefferson, Tony — S

June 14 Signed  
Aug. 29 Released  
Aug. 30 Signed to practice squad  
Sept. 14 Activated from practice squad (standard elevation)

Sept. 16 Reverted to practice squad

Sept. 26 Signed to active roster

Sept. 30 Released

Oct. 1 Signed to practice squad

Oct. 12 Signed to active roster

Oct. 19 Released

Oct. 21 Signed to practice squad

## Johnson, Cornelius — WR

May 10 Signed  
Aug. 27 Waived  
Aug. 28 Signed to practice squad  
Sept. 3 Released from practice squad

## Johnson, Jaylen — WR

May 10 Signed  
Aug. 27 Waived  
Aug. 28 Signed to practice squad  
Oct. 26 Activated from practice squad (standard elevation)  
Oct. 28 Reverted to practice squad

## Johnson, Leon — WR

May 10 Signed  
Aug. 19 Waived

## Kendricks, Eric — LB

March 5 Released

## Kennedy, Robert — CB

May 10 Signed  
Aug. 27 Waived  
Aug. 28 Signed to practice squad  
Aug. 29 Released from practice squad

## Laing, Brent — C

Jan. 9 Signed to Reserve/Future contract  
Aug. 27 Waived

## Leatherwood, Alex — T

May 29 Signed  
Aug. 27 Waived  
Aug. 28 Signed to practice squad

## Lee, Shane — LB

May 10 Signed  
Aug. 27 Waived

## Leonard, Deane — DB

Oct. 21 Placed on Reserve/Injured



# 2024 TRANSACTIONS BY PLAYER

## Linsley, Corey — C

June 5 Released

## Lynch, Blake — LB

Sept. 24 Signed to practice squad  
Sept. 28 Activated from practice squad (standard elevation)

Sept. 30 Reverted to practice squad  
Oct. 15 Released from practice squad

## Mason, Ben — FB/TE

April 2 Signed  
Aug. 13 Waived/Injured

## Mason, Micheal — DL

May 10 Signed  
Aug. 22 Waived

## McConkey, Ladd — WR

June 20 Signed

## McLellan, Tyler — T

May 10 Signed  
Aug. 27 Placed on Reserve/Injured

## Molden, Elijah — DB

Aug. 29 Traded for from Tennessee

## Morris-Brash, Tre'Mon — OLB

May 10 Signed  
Aug. 27 Waived  
Aug. 28 Signed to practice squad

## Murphy, Caleb — OLB

Oct. 30 Signed to practice squad

## Mustipher, Sam — C

Aug. 28 Signed to practice squad  
Sept. 28 Activated from practice squad (standard elevation)  
Sept. 30 Reverted to practice squad  
Oct. 21 Activated from practice squad (standard elevation)  
Oct. 22 Reverted to practice squad  
Oct. 30 Signed to active roster

## Niemann, Nick — LB

Aug. 27 Placed on Reserve/Injured and Designated for return from Reserve/Injured  
Oct. 12 Activated from Reserve/Injured; Designated for Return

## Okoye, CJ — DL

Jan. 9 Signed to Reserve/Future contract  
Aug. 27 Waived  
Aug. 28 Signed to practice squad

## Olatoke, Praise — WR

June 14 Signed  
Aug. 12 Waived

## Parham Jr., Donald — TE

Aug. 27 Released

## Patrick, Willis — G

May 10 Signed  
Aug. 27 Waived

## Patterson, Jaret — RB

Jan. 10 Signed to Reserve/Future contract

Aug. 29 Waived  
Sept. 2 Signed to practice squad

## Perez, Luis — QB

Aug. 7 Signed  
Aug. 27 Waived

## Perryman, Denzel — LB

March 19 Signed

## Phillips, Jalyyn — S

May 10 Signed  
Aug. 16 Waived  
Aug. 19 Signed  
Aug. 27 Waived

## Quarterman, Shaquille — LB

Aug. 13 Signed  
Aug. 27 Waived  
Aug. 28 Signed to practice squad  
Sept. 7 Activated from practice squad (standard elevation)

Sept. 9 Reverted to practice squad  
Sept. 14 Activated from practice squad (standard elevation)

Sept. 16 Reverted to practice squad  
Sept. 21 Activated from practice squad (standard elevation)

Sept. 23 Reverted to practice squad  
Oct. 9 Released from practice squad

## Reagor, Jalen — WR

Sept. 24 Signed to practice squad  
Oct. 21 Activated from practice squad (standard elevation)

Oct. 22 Reverted to practice squad  
Oct. 26 Activated from practice squad (standard elevation)

Oct. 28 Reverted to practice squad  
Nov. 2 Activated from practice squad (standard elevation)

Nov. 4 Reverted to practice squad

## Rex, Isaac — TE

Aug. 22 Signed  
Aug. 27 Waived

## Rice, Brenden — WR

May 10 Signed  
Nov. 2 Placed on Reserve/Injured

## Rumph II, Chris — OLB

Aug. 27 Placed on Reserve/Injured

## Samuel Jr., Asante — CB

Oct. 12 Placed on Reserve/Injured

## Sarell, Foster — T

March 5 Extended exclusive rights tender  
March 8 Re-signed

## Shelby, Ty — OLB

Aug. 27 Waived

## Shelton, Nehemiah — CB

Sept. 9 Signed to practice squad  
Sept. 24 Released from practice squad  
Oct. 9 Signed to practice squad  
Oct. 19 Released from practice squad

## Smith, Tyler — T

May 10 Signed  
May 23 Waived

## Spiller, Isaiah — RB

Aug. 27 Waived  
Aug. 28 Signed to practice squad  
Sept. 2 Released from practice squad

## Stick, Easton — QB

March 16 Signed

## Still, Tarheeb — CB

May 10 Signed

## Tart, Teair — DL

Aug. 16 Signed

## Tomlinson, Eric — TE

Aug. 29 Signed to practice squad  
Sept. 7 Signed to active roster

## Trainer, Andrew — T

March 12 Waived

## Uzodinma, Amechi — CB

March 12 Waived

## Vidal, Kimani — RB

May 10 Signed

## Wade, Shaun — CB

Sept. 3 Signed to practice squad  
Oct. 21 Signed to active roster  
Oct. 22 Waived  
Oct. 24 Signed to practice squad

## Walton, Zamari — CB

May 10 Signed  
Aug. 27 Waived

## Wilcox, Chris — CB

Jan. 9 Signed to Reserve/Future contract  
Aug. 13 Waived

## Williams, Bucky — C/G

May 10 Signed  
Aug. 27 Placed on Reserve/Injured

## Williams, Mike — WR

March 13 Released

## Williamson, Kendall — S

Oct. 30 Signed to practice squad

## Wooden, Isaiah — WR

Aug. 12 Signed  
Aug. 27 Waived

## Woods, JT — S


Aug. 28 Waived

# MEDIA INFORMATION



SoFi Stadium

## SEATING MAP



CHARGERS.COM

**GAME-DAY MEDIA PARKING:** Media attending Chargers home games have been assigned reserved areas to park at SoFi Stadium. All parking will be distributed electronically. As a reminder, parking is limited and is being provided as a courtesy.

**MEDIA ENTRANCE:** All credentialed media must enter through southeast media gate between entries 10 & 11 near Media Will Call and are subject to search procedures. Please be prepared to open all cases and bags for inspection by SoFi Stadium security personnel. All items will be inspected and tagged for security purposes. Please make sure bags are identifiable and limit carry-in items to only what is necessary. Please remove any security tags from prior games.

**PRESS WILL CALL**  
Press Will Call is located at the southeast media gate between entries 10 & 11.

**PRESS BOX**  
Media can access the press box by entering SoFi Stadium through the southeast media gate. Once on the concourse, turn left and walk along the concourse around the South end zone until reaching elevators in the southwest corner of the stadium. Take the elevators up to level 7 to access the press box.

**CHARGERS MEDIA SITE**  
[Chargers.com/media](https://chargers.com/media) is available to assist media with coverage leading up to each game of the 2024 season. The media site contains digital copies of all press materials. Credential requests on the site must be submitted by the sports director, sports editor or photo editor to be considered.

**CHARGERS GAME RELEASE**  
Stats and notes in Los Angeles Chargers Game Releases are found utilizing a variety of sources, including STATS LLC, Sportradar, Stathead and the Elias Sports Bureau.

## LOS ANGELES CHARGERS COMMUNICATIONS CONTACTS

NAME	TITLE	EMAIL
Josh Rupprecht	Senior Vice President, Communications & Brand Messaging	Josh.Rupprecht@Chargers.NFL.com
Jennifer Rojas	Vice President, Marketing Communications & Alumni Affairs	Jennifer.Rojas@Chargers.NFL.com
Lauren Georgeson	Senior Manager, Corporate Marketing & Communications	Lauren.Georgeson@Chargers.NFL.com
Brock Anderson	Senior Manager, Football Communications	Brock.Anderson@Chargers.NFL.com
Leonie Strehl	Senior Coordinator, Marketing Communications & Alumni Affairs	Leonie.Strehl@Chargers.NFL.com
Ricky Martinez	Coordinator, Football Communications	Ricky.Martinez@Chargers.NFL.com



***SUPPLEMENTAL  
STATS***



# ALL-TIME SERIES HISTORY

Franchise	REGULAR SEASON						POSTSEASON					PRESEASON		
	W	L	T	Pct.	PF	PA	W	L	Pct.	PF	PA	W	L	T
Arizona Cardinals <sup>1</sup>	11	5	0	.688	407	318	0	0	—			14	11	0
Atlanta Falcons	4	8	0	.333	170	247	0	0	—			4	2	0
Baltimore Ravens	5	9	0	.357	252	307	1	0	1.000	23	17	0	0	0
Buffalo Bills	24	12	2	.667	938	660	1	2	.333	27	57	0	1	0
Carolina Panthers	2	6	0	.250	135	171	0	0	—			0	0	0
Chicago Bears	7	7	0	.500	279	233	0	0	—			4	3	0
Cincinnati Bengals	22	14	0	.611	871	778	1	1	.500	34	37	0	0	0
Cleveland Browns <sup>2</sup>	20	9	1	.683	727	582	0	0	—			1	0	1
Dallas Cowboys	5	8	0	.385	295	296	0	0	—			9	8	0
Denver Broncos	56	72	1	.438	2,755	2,737	0	1	.000	17	24	5	2	0
Detroit Lions	7	6	0	.538	292	304	0	0	—			0	1	0
Green Bay Packers	2	11	0	.154	232	376	0	0	—			2	1	1
Houston Texans	6	3	0	.667	247	192	0	0	—			1	0	0
Indianapolis Colts <sup>3</sup>	18	10	0	.643	666	476	2	1	.667	71	76	2	2	0
Jacksonville Jaguars	9	4	0	.692	385	255	0	0	—			0	0	0
Kansas City Chiefs <sup>4</sup>	57	70	1	.449	2,607	2,861	1	0	1.000	17	0	5	2	0
Las Vegas Raiders <sup>5</sup>	59	68	2	.465	2,823	2,856	0	1	.000	27	34	7	7	0
Los Angeles Rams <sup>6</sup>	6	7	0	.462	344	335	0	0	—			20	19	0
Miami Dolphins	15	18	0	.455	753	738	2	2	.500	76	124	3	1	0
Minnesota Vikings	7	8	0	.467	358	369	0	0	—			3	11	1
New England Patriots <sup>7</sup>	15	24	2	.385	771	976	1	3	.250	112	96	5	2	0
New Orleans Saints	8	6	0	0.571	367	272	0	0	—			4	6	0
New York Giants	8	5	0	.615	356	302	0	0	—			5	3	0
New York Jets <sup>8</sup>	24	12	1	.667	1,057	739	0	2	.000	31	37	4	2	1
Philadelphia Eagles	8	5	0	.615	262	266	0	0	—			3	1	0
Pittsburgh Steelers	9	24	0	.273	626	854	2	1	.667	72	76	1	2	0
San Francisco 49ers	8	7	0	.533	339	396	0	1	.000	26	49	22	27	0
Seattle Seahawks	25	27	0	.481	1,090	1,103	0	0	—			5	13	0
Tampa Bay Buccaneers	8	4	0	.667	331	250	0	0	—			0	0	0
Tennessee Titans <sup>9</sup>	28	16	1	.636	1,149	985	1	3	.250	50	57	7	3	0
Washington Commanders <sup>10</sup>	5	7	0	.417	259	284	0	0	—			1	0	0
<b>ALL-TIME TOTALS</b>	<b>488</b>	<b>492</b>	<b>11</b>	<b>.498</b>	<b>22,143</b>	<b>21,517</b>	<b>12</b>	<b>18</b>	<b>.400</b>	<b>583</b>	<b>684</b>	<b>137</b>	<b>127</b>	<b>4</b>

Note: Prior to 1972, tie games were not included in winning percentage.

1—Known as St. Louis Cardinals (1960-87) and Phoenix Cardinals (1988-93)

2—Did not play from 1996-98 after relocation to Baltimore, but rejoined as an expansion franchise in 1999

3—Known as Baltimore Colts (1960-83)

4—Known as Dallas Texans (1960-62)

5—Known as Los Angeles Rams (1960-94 and 2016-present) and St. Louis Rams (1995-2015)

6—Known as Boston Patriots (1960-70)

7—Known as Titans of New York (1960-62)

8—Known as Oakland Raiders (1960-81 and 1995-2019) and Los Angeles Raiders (1982-94)

9—Known as Houston Oilers (1960-96) and Tennessee Oilers (1997-98)

10—Known as Washington Redskins (1960-2019) and Washington Football Team (2020-21)



# THE LAST TIME . . .

Regular season in regular font | Postseason in italics

## RUSHING

### 200 Yards Rushing, Individual

**CHARGERS** — LaDainian Tomlinson, Dec. 28, 2003 vs. Oakland (243 yards)  
**OPPONENT** — Adrian Peterson, Nov. 4, 2007 at Minnesota (296 yards)  
**CHARGERS** — *Keith Lincoln, AFL Championship,*  
*Jan. 5, 1964 vs. Boston (206 yards)*  
**OPPONENT** — *Never*

### 100 Yards Rushing, Individual

**CHARGERS** — **J.K. Dobbins, Sept. 15, 2024 at Carolina (131 yards)**  
**OPPONENT** — James Conner, Nov 21, 2024 at Arizona (101 yards)  
**CHARGERS** — *Darren Sproles, AFC Wild Card,*  
*Jan. 3, 2009 vs. Indianapolis (105 yards)*  
**OPPONENT** — *Sony Michel, AFC Divisional,*  
*Jan. 13, 2019 at New England (129 yards)*

### 100 Yards Rushing, One Half, Individual

**CHARGERS** — **J.K. Dobbins, Sept. 8, 2024 vs. Las Vegas (131 yards in second half)**  
**OPPONENT** — Daivid Montgomery, Nov 12, 2023 vs. Detroit (102 yards in first half)  
**CHARGERS** — *Keith Lincoln, AFL Championship,*  
*Jan. 5, 1964 vs. Boston (176 yards in first half)*  
**OPPONENT** — *Sony Michel, AFC Divisional,*  
*Jan. 13, 2019 at New England (105 yards in first half)*

### Two 100-Yard Rushers

**CHARGERS** — Darren Sproles (122 yards) and LaDainian Tomlinson (116 yards) Dec. 16, 2007, vs. Detroit  
**OPPONENT** — Frank Gore (158 yards) and Colin Kaepernick (151 yards), Dec. 20, 2014 at San Francisco  
**CHARGERS** — *Never*  
**OPPONENT** — *Never*

### Four Touchdowns Rushing, Individual

**CHARGERS** — LaDainian Tomlinson, Oct. 14, 2007 vs. Oak. (3, 27, 13, 41 yards)  
**OPPONENT** — *Never*  
**CHARGERS** — *Never*  
**OPPONENT** — *Never*

### Three Touchdowns Rushing, Individual

**CHARGERS** — Melvin Gordon, Oct. 15, 2018, at Cleveland (4, 10, 11 yards)  
**OPPONENT** — Darrel Young, Nov. 3, 2013 at Washington (1, 1, 4 yards)  
**CHARGERS** — *Never*  
**OPPONENT** — *Sony Michel, AFC Divisional,*  
*Jan. 13, 2019 at New England (1, 14, 5 yards)*

### Two Touchdowns Rushing, Individual

**CHARGERS** — **J.K. Dobbins, Nov. 3, 2024 at Cleveland (16, 7 yards)**  
**OPPONENT** — Josh Allen, Dec. 23, 2023 vs. Buffalo (2, 1 yard)  
**CHARGERS** — *Darren Sproles, AFC Wild Card,*  
*Jan. 3, 2009 vs. Indianapolis (9, 22 yards)*  
**OPPONENT** — *Sony Michel, AFC Divisional,*  
*Jan. 13, 2019 at New England (1, 14, 5 yards)*

## PASSING

### 500 Yards Passing, Individual

**CHARGERS** — Philip Rivers, Oct. 18, 2015 at Green Bay (503 yards)  
**OPPONENT** — *Never*  
**CHARGERS** — *Never*  
**OPPONENT** — *Never*

### 400 Yards Passing, Individual

**CHARGERS** — Justin Herbert, Sept. 24, 2023 at Minnesota (405 yards)  
**OPPONENT** — Patrick Mahomes, Oct. 22, 2023 at Kansas City (424 yards)  
**CHARGERS** — *Dan Fouts, AFC Divisional,*  
*Jan. 2, 1982 at Miami (433 yards)*  
**OPPONENT** — *Peyton Manning, AFC Divisional,*  
*Jan. 13, 2008 at Indianapolis (402 yards)*

### 300 Yards Passing, Individual

**CHARGERS** — Justin Herbert, Oct. 21, 2024 at Arizona (349 yards)  
**OPPONENT** — Jordan Love, Nov. 19, 2023 at Green Bay (322 yards)  
**CHARGERS** — *Philip Rivers, AFC Divisional,*  
*Jan. 13, 2019 at New England (331 yards)*  
**OPPONENT** — *Tom Brady, AFC Divisional,*  
*Jan. 13, 2019 at New England (343 yards)*

### Six Touchdown Passes, Individual

**CHARGERS** — Dan Fouts, Nov. 22, 1981 at Oakland (12, 15, 29, 4, 5, 6 yards)  
**OPPONENT** — *Never*  
**CHARGERS** — *Never*  
**OPPONENT** — *Never*

### Five Touchdown Passes, Individual

**CHARGERS** — Drew Brees, Oct. 31, 2004 vs. Oakland (17, 13, 23, 5, 1 yards)  
**OPPONENT** — Tom Brady, Oct. 4, 2020 at Tampa Bay (3, 6, 28, 19, 9 yards)  
**CHARGERS** — *Never*  
**OPPONENT** — *Never*

### Four Touchdown Passes, Individual

**CHARGERS** — Justin Herbert, Nov. 12, 2023 vs. Detroit (29, 18, 1, 38 yards)  
**OPPONENT** — Aidan O'Connell, Dec. 14, 2023 at Las Vegas (30, 22, 11, 20 yards)  
**CHARGERS** — *Never*  
**OPPONENT** — *Don Strock, AFC Divisional,*  
*Jan. 2, 1982 at Miami (1, 40, 15, 50 yards)*

### Three Touchdown Passes, Individual

**CHARGERS** — Justin Herbert, Nov. 12, 2023 vs. Detroit (29, 18, 1, 38 yards)  
**OPPONENT** — Aidan O'Connell, Dec. 14, 2023 at Las Vegas (30, 22, 11, 20 yards)  
**CHARGERS** — *Philip Rivers, AFC Divisional,*  
*Jan. 13, 2019 at New England (43, 1, 8 yards)*  
**OPPONENT** — *Peyton Manning, AFC Divisional,*  
*Jan. 13, 2008 at Indianapolis (25, 9, 55 yards)*

### Six Interceptions Thrown, Individual

**CHARGERS** — Ed Luther, Oct. 31, 1983 vs. Washington  
**OPPONENT** — Peyton Manning, Nov. 11, 2007 vs. Indianapolis  
**CHARGERS** — *Never*  
**OPPONENT** — *Never*

### Five Interceptions Thrown, Individual

**CHARGERS** — Craig Whelihan, Dec. 13, 1998 at Seattle  
**OPPONENT** — Nathan Peterman, Nov. 19, 2017 vs. Buffalo  
**CHARGERS** — *Dan Fouts, AFC Second Round, Jan. 16, 1983 at Miami*  
**OPPONENT** — *George Blanda, AFL Championship,*  
*Dec. 24, 1961 vs. Houston Oilers*

### Four Interceptions Thrown, Individual

**CHARGERS** — Philip Rivers, Nov. 18, 2019 vs. Kansas City in Mexico City, Mexico  
**OPPONENT** — Nathan Peterman, Nov. 19, 2017 vs. Buffalo  
**CHARGERS** — *Stan Humphries, AFC Wild Card, Dec. 31, 1995 vs. Indianapolis*  
**OPPONENT** — *George Blanda, AFL Championship,*  
*Dec. 24, 1961 vs. Houston Oilers*

## RECEIVING

### 10 or More Receptions, Individual

**CHARGERS** — Keenan Allen, Nov. 26, 2023 vs. Baltimore (14 receptions)  
**OPPONENT** — Cole Kmet, Oct. 29, 2023 vs. Chicago (10 receptions)  
**CHARGERS** — *Ronnie Harmon, AFC Wild Card,*  
*Dec. 31, 1995 vs. Indianapolis (10 receptions)*  
**OPPONENT** — *James White, AFC Divisional,*  
*Jan. 13, 2019 at New England (15 receptions)*

### 200 Yards Receiving, Individual

**CHARGERS** — Keenan Allen, Sept. 24, 2023 at Minnesota (215 yards)  
**OPPONENT** — Tyreek Hill, Sept. 10, 2023 vs. Miami (215 yards)  
**CHARGERS** — *Never*  
**OPPONENT** — *Never*

### 100 Yards Receiving, Individual

**CHARGERS** — **Quentin Johnston, Nov. 3, 2024 at Cleveland (118 yards)**  
**OPPONENT** — **Chris Olave, Oct. 27 2024 vs. New Orleans (107 yards)**  
**CHARGERS** — *Keenan Allen, AFC Divisional,*  
*Jan. 12, 2014 at Denver (142 yards)*  
**OPPONENT** — *Julian Edelman, AFC Divisional,*  
*Jan. 13, 2019 at New England (151 yards)*

### 100 Yards Receiving, One Half, Individual

**CHARGERS** — **Quentin Johnston, Nov. 3, 2024 at Cleveland (118 yards in first half)**  
**OPPONENT** — Travis Kelce, Oct. 22, 2023 at Kansas City (143 yards in first half)  
**CHARGERS** — *Keenan Allen, AFC Divisional,*  
*Jan. 12, 2014 at Denver (142 yards in second half)*  
**OPPONENT** — *Julian Edelman, AFC Divisional,*  
*Jan. 13, 2019 at New England (107 yards in first half)*

### Two 100-Yard Receivers

**CHARGERS** — Keenan Allen (215 yards) and Mike Williams (121 yards),  
Sept. 24, 2023 at Minnesota  
**OPPONENT** — Travis Kelce (191 yards) and Tyreek Hill (148 yards),  
Dec. 16, 2021 vs. Kansas City  
**CHARGERS** — *Chris Chambers (133 yards) and Vincent Jackson (114 yards),*  
*AFC Wild Card, Jan. 6, 2008*  
**OPPONENT** — *Tony Nathan (114 yards) and Duriel Harris (106 yards),*  
*AFC Divisional, Jan. 2, 1982*

### Five Touchdown Receptions, Individual

**CHARGERS** — Kellen Winslow, Nov. 22, 1981 at Oakland (15, 29, 4, 5, 3 yards)  
**OPPONENT** — *Never*  
**CHARGERS** — *Never*  
**OPPONENT** — *Never*

### Four Touchdown Receptions, Individual

**CHARGERS** — Kellen Winslow, Nov. 22, 1981 at Oakland (15, 29, 4, 5, 3 yards)  
**OPPONENT** — Daryl Turner, Sept. 15, 1985 vs. Seattle (34, 15, 30, 7 yards)  
**CHARGERS** — *Never*  
**OPPONENT** — *Never*

### Three Touchdown Receptions, Individual

**CHARGERS** — Danny Woodhead, Dec. 20, 2015 vs. Miami (20, 9, 9 yards)  
**OPPONENT** — Travis Kelce, Nov. 20, 2022 vs. Kansas City (4, 32, 17 yards)  
**CHARGERS** — *Never*  
**OPPONENT** — *Jerry Rice, Super Bowl XXIX at Joe Robbie Stadium,*  
*Jan. 29, 1995 vs. San Francisco (44, 15, 7 yards)*

### Two Touchdown Receptions, Individual

**CHARGERS** — **Ladd McConkey, Oct. 27 2024 vs. New Orleans (60, 9 yards)**  
**OPPONENT** — Tre Tucker, Dec. 14, 2023 at Las Vegas (30, 20 yards)  
**CHARGERS** — *Keenan Allen, AFC Divisional,*  
*Jan. 12, 2014 at Denver (16, 16 yards)*  
**OPPONENT** — *Michael Crabtree, AFC Wild Card,*  
*Jan. 6, 2019 at Baltimore (31, 7 yards)*

## COMBINATION

### 100 Yards Rushing and Receiving, Individual

**CHARGERS** — Austin Ekeler, Dec. 8, 2019 at Jacksonville  
(101 yards rushing, 112 yards receiving)  
**OPPONENT** — Essex Johnson, Sept. 30, 1973 vs. Cincinnati  
(121 yards rushing, 116 yards receiving)  
**CHARGERS** — *Keith Lincoln, AFC Championship, Jan. 5, 1964 vs. Boston*  
(206 yards rushing, 123 yards receiving)  
**OPPONENT** — *Never*

### 300-Yard Passer, 100-Yard Rusher and 100-Yard Receiver

**CHARGERS** — Philip Rivers (314 yards passing),  
Austin Ekeler (101 yards rushing),  
Austin Ekeler (112 yards receiving),  
Dec. 8, 2019 at Jacksonville  
**OPPONENT** — Patrick Mahomes (329 yards passing),  
Isiah Pacheco (107 yards rushing),  
Travis Kelce (115 yards receiving),  
Nov. 20, 2022 vs. Kansas City  
**CHARGERS** — *Dan Fouts (333 yards passing),*  
*Chuck Muncie (126 yards rushing),*  
*Wes Chandler (124 yards receiving),*  
*Kellen Winslow (102 yards receiving),*  
*AFC Wild Card, Jan. 9, 1983 at Pittsburgh*  
**OPPONENT** — *Tom Brady (343 yards passing),*  
*Sony Michel (129 yards rushing),*  
*Julian Edelman (151 yards receiving),*  
*AFC Divisional, Jan. 13, 2019 at New England*

## INTERCEPTIONS

### Four Interceptions, Individual

**CHARGERS** — *Never*  
**OPPONENT** — Kwamie Lassiter, Dec. 27, 1998 at Arizona (4 interceptions)  
**CHARGERS** — *Never*  
**OPPONENT** — *Vernon Perry, AFC Divisional,*  
*Dec. 29, 1979 vs. Houston Oilers (4 interceptions)*

### Three Interceptions, Individual

**CHARGERS** — Antonio Cromartie, Nov. 11, 2007 vs. Indianapolis (3 interceptions)  
**OPPONENT** — Kwamie Lassiter, Dec. 27, 1998 at Arizona (4 interceptions)  
**CHARGERS** — *Never*  
**OPPONENT** — *Vernon Perry, AFC Divisional,*  
*Dec. 29, 1979 vs. Houston Oilers (4 interceptions)*

### Two Interceptions, Individual

**CHARGERS** — Kyzir White, Oct. 17, 2021 at Baltimore (2 interceptions)  
**OPPONENT** — Patrick Surtain II, Nov. 28, 2021 at Denver (2 interceptions)  
**CHARGERS** — *Glen Edwards, AFC Divisional,*  
*Jan. 3, 1981 vs. Buffalo (2 interceptions)*  
**OPPONENT** — *Jason Belser, AFC Wild Card,*  
*Dec. 31, 1995 vs. Indianapolis (2 interceptions)*

### Interception Returned for Touchdown

**CHARGERS** — Bryce Callahan, Dec. 4, 2022 at Las Vegas  
(26 yards of Derek Carr)  
**OPPONENT** — Jack Jones, Dec. 14, 2023 at Las Vegas  
(16 yards of Easton Stick)  
**CHARGERS** — *Never*  
**OPPONENT** — *Never*

## SACKS

### Six Sacks, Individual

CHARGERS — Khalil Mack, Oct. 1, 2023 vs. Las Vegas (6.0 sacks)  
OPPONENT — Never  
CHARGERS — Never  
OPPONENT — Never

### Five Sacks, Individual

CHARGERS — Khalil Mack, Oct. 1, 2023 vs. Las Vegas (6.0 sacks)  
OPPONENT — Never  
CHARGERS — Never  
OPPONENT — Never

### Four-and-One-Half Sacks, Individual

CHARGERS — Khalil Mack, Oct. 1, 2023 vs. Las Vegas (6.0 sacks)  
OPPONENT — Hugh Douglas, Oct. 18, 1998 vs. Philadelphia (4.5 sacks)  
CHARGERS — Never  
OPPONENT — Never

### Four Sacks, Individual

CHARGERS — Khalil Mack, Oct. 1, 2023 vs. Las Vegas (6.0 sacks)  
OPPONENT — Justin Houston, Dec. 28, 2014 at Kansas City (4.0 sacks)  
CHARGERS — Never  
OPPONENT — Never

### Three-and-One-Half Sacks, Individual

CHARGERS — Khalil Mack, Oct. 1, 2023 vs. Las Vegas (6.0 sacks)  
OPPONENT — Justin Houston, Dec. 28, 2014 at Kansas City (3.5 sacks)  
CHARGERS — Never  
OPPONENT — Never

### Three Sacks, Individual

CHARGERS — Khalil Mack, Oct. 1, 2023 vs. Las Vegas (6.0 sacks)  
OPPONENT — Myles Garrett, Nov. 3 2024 at Cleveland (3.0 sacks)  
CHARGERS — Never  
OPPONENT — Never

### Two-and-One-Half Sacks, Individual

CHARGERS — Tuli Tuipulotu, Nov. 3, 2024 at Cleveland (2.5 sacks)  
OPPONENT — Myles Garrett, Nov. 3 2024 at Cleveland (3.0 sacks)  
CHARGERS — Burt Grossman, AFC Wild Card,  
Jan. 2, 1993 vs. Kansas City (2.5 sacks)  
OPPONENT — Never

### Two Sacks, Individual

CHARGERS — Tuli Tuipulotu, Nov. 3, 2024 at Cleveland (2.5 sacks)  
OPPONENT — Myles Garrett, Nov. 3 2024 at Cleveland (3.0 sacks)  
CHARGERS — Melvin Ingram, AFC Wild Card,  
Jan. 6, 2019 at Baltimore (2.0 sacks)  
OPPONENT — Shaun Phillips, AFC Divisional,  
Jan. 12, 2014 at Denver (2.0 sacks)

## TOUCHDOWNS

### Five Touchdowns, Individual

CHARGERS — Kellen Winslow, Nov. 22, 1981 at Oakland  
(15-, 29-, 4-, 5-, 3-yard receptions)  
OPPONENT — Never  
CHARGERS — Never  
OPPONENT — Never

### Four Touchdowns, Individual

CHARGERS — Austin Ekeler, Nov. 21, 2021 vs. Pittsburgh  
(10-, 17-yard receptions; 6-, 5-yard runs)  
OPPONENT — Harvey Williams, Nov. 16, 1997, vs. Oakland  
(8-, 32-yard receptions; 1-, 1-yard runs)  
CHARGERS — Never  
OPPONENT — Never

### Three Touchdowns, Individual

CHARGERS — Austin Ekeler, Oct. 2, 2022 at Houston  
(14-yard receptions; 10-, 20-yard runs)  
OPPONENT — Travis Kelce, Nov. 20, 2022 vs. Kansas City  
(4-, 32-, 17-yard receptions)  
CHARGERS — Never  
OPPONENT — Sony Michel, AFC Divisional,  
Jan. 13, 2019 at New England (1-, 14-, 5-yard runs)

## FIELD GOALS AND PATS

### Six Field Goals Made, Individual

CHARGERS — Greg Davis, Oct. 5, 1997 at Oakland  
(30, 22, 38, 43, 33, 33 yards)  
OPPONENT — Phil Dawson, Nov. 5, 2006 vs. Cleveland  
(37, 20, 42, 30, 36, 35 yards)  
CHARGERS — Never  
OPPONENT — Never

### Five Field Goals Made, Individual

CHARGERS — Cameron Dicker, Oct. 21, 2024 at Arizona  
(59, 50, 28, 47, 40 yards)  
OPPONENT — Daniel Carlson, Jan. 9, 2022 at Las Vegas  
(24, 31, 52, 40, 47 yards)  
CHARGERS — Michael Badgley, AFC Wild Card,  
Jan. 6, 2019 at Baltimore (21, 53, 40, 34, 47 yards)  
OPPONENT — Never

### Four Field Goals Made, Individual

CHARGERS — Cameron Dicker, Oct. 21, 2024 at Arizona  
(59, 50, 28, 47, 40 yards)  
OPPONENT — Daniel Carlson, Jan. 9, 2022 at Las Vegas  
(24, 31, 52, 40, 47 yards)  
CHARGERS — Michael Badgley, AFC Wild Card,  
Jan. 6, 2019 at Baltimore (21, 53, 40, 34, 47 yards)  
OPPONENT — Never

### 50-Yard Field Goal, Individual

CHARGERS — Cameron Dicker, Oct. 21, 2024 at Arizona (59 yards)  
OPPONENT — Jason Sanders, Dec. 11, 2022 vs. Miami (55 yards)  
CHARGERS — Michael Badgley, AFC Wild Card,  
Jan. 6, 2019 at Baltimore (53 yards)  
OPPONENT — Stephen Gostkowski, AFC Divisional,  
Jan. 14, 2007 vs. New England (50 yards)

### Blocked Field Goal Attempt

CHARGERS — Teair Tart, Nov. 3, 2024 at Cleveland  
(51-yard Dustin Hopkins attempt)  
OPPONENT — Zack Allen, Dec. 31, 2023 at Denver  
(50-yard Cameron Dicker attempt)  
CHARGERS — Leroy Jones, AFC Divisional, Jan. 2, 1982 at Miami  
(34-yard Uwe von Schamann attempt)  
OPPONENT — Never

### Two-Point Conversion

CHARGERS — Trey Pipkins III pass from Justin Herbert,  
Sept. 17, 2023 at Tennessee  
OPPONENT — Clyde Edwards-Helaire pass from Patrick Mahomes,  
Dec. 16, 2021 vs. Kansas City  
CHARGERS — Keenan Allen pass from Philip Rivers, AFC Divisional,  
Jan. 13, 2019 at New England  
OPPONENT — Kevin Faulk run, AFC Divisional,  
Jan. 14, 2007 vs. New England

### Point After Touchdown Missed

CHARGERS — Cameron Dicker, Nov. 3, 2024 at Cleveland  
(Second attempt, wide left)  
OPPONENT — Anders Carlson, Nov. 19, 2023 at Green Bay  
(Second attempt, wide right)  
CHARGERS — Rolf Benirschke, AFC Second Round,  
Jan. 16, 1993 at Miami (First attempt, wide right)  
OPPONENT — Never

### Blocked Point After Touchdown

CHARGERS — Isaac Rochell, Sept. 27, 2020 vs. Carolina  
(Joey Slye, first attempt)  
OPPONENT — Denico Autry, Dec. 31, 2017 vs. Oakland  
(Nick Rose, third attempt)  
CHARGERS — Never  
OPPONENT — Never

## PUNTING

### 80-Yard Punt

CHARGERS — JK Scott, Dec. 11, 2023 vs. Denver (83 yards)  
OPPONENT — Dustin Colquitt, Dec. 2, 2007 at Kansas City (81 yards)  
CHARGERS — *Never*  
OPPONENT — *Never*

### 70-Yard Punt

CHARGERS — JK Scott, Dec. 11, 2023 vs. Denver (83 yards)  
OPPONENT — Bryce Baringer, Dec. 3, 2023 at New England (70 yards)  
CHARGERS — *Never*  
OPPONENT — Ray Guy, AFC Championship, Jan. 11, 1981 vs. Oakland (71 yards)

### 60-Yard Punt

CHARGERS — JK Scott, Oct. 27, 2024 vs. New Orleans (67 yards)  
OPPONENT — Corey Bojorquez, Nov. 3, 2024 at Cleveland (62 yards)  
CHARGERS — Mike Scifres, AFC Divisional, Jan. 12, 2014 at Denver (62 yards)  
OPPONENT — Hunter Smith, AFC Wild Card, Jan. 3, 2009 vs. Indianapolis (63 yards)

### Blocked Punt

CHARGERS — Jerry Attaochu of Drew Butler, Sept. 8, 2014 at Arizona  
OPPONENT — Miles Killebrew of Ty Long, Nov. 21, 2021 vs. Pittsburgh  
CHARGERS — *Never*  
OPPONENT — Lou Piccone of Rick Partridge, AFC Divisional, Jan. 3, 1981 vs. Buffalo

### 10 or More Punts, Individual

CHARGERS — Drew Kaser, Nov. 12, 2017 at Jacksonville (10 punts for 485 yards)  
OPPONENT — Chad Stanley, Sept. 15, 2002 vs. Houston (10 punts for 406 yards)  
CHARGERS — *Never*  
OPPONENT — *Never*

### No Punts

CHARGERS — Dec. 26, 2021 at Houston  
OPPONENT — Sept. 19, 2010 vs. Jacksonville  
CHARGERS — *Never*  
OPPONENT — AFC Divisional, Jan. 12, 2014 at Denver

## OTHER SPECIAL TEAMS

### Kickoff Returned for Touchdown

CHARGERS — Andre Roberts, Jan. 2, 2022 vs. Denver (101 yards)  
OPPONENT — Mecole Hardman, Dec. 29, 2019 at Kansas City (104 yards)  
CHARGERS — Andre Coleman, Super Bowl XXIX at Joe Robbie Stadium, Jan. 29, 1995 vs. San Francisco (98 yards)  
OPPONENT — *Never*

### Punt Returned for Touchdown

CHARGERS — Derius Davis, Nov. 6, 2023 at New York Jets (87 yards)  
OPPONENT — Gunner Olszewski, Dec. 6, 2020, vs. New England (70 yards)  
CHARGERS — Wes Chandler, AFC Divisional, Jan. 2, 1982 at Miami (58 yards)  
OPPONENT — Santonio Holmes, AFC Divisional, Jan. 11, 2009 at Pittsburgh (67 yards)

### Blocked Punt Returned for Touchdown

CHARGERS — Jacob Hester, Oct. 25, 2009 at Kansas City (Recovered own blocked Dustin Colquitt punt in end zone)  
OPPONENT — Daniel Thomas, Oct. 25, 2020 vs. Jacksonville (Recovered own blocked Ty Long punt, returned recovery 16 yards)  
CHARGERS — *Never*  
OPPONENT — *Never*

### Recovered Own Onside Kick Attempt

CHARGERS — Darrell Stuckey of Nick Novak kick, Nov. 18, 2012 at Denver  
OPPONENT — Keion Crossen of Riley Dixon kick, Dec. 12, 2021 vs. New York Giants  
CHARGERS — Richard Marshall of Nick Novak kick, AFC Divisional, Jan. 12, 2014 at Denver  
OPPONENT — *Never*

## OTHER DEFENSE

### Shutout Posted

CHARGERS — Dec. 3, 2023 at New England (6-0 Chargers win)  
OPPONENT — Dec. 6, 2020 vs. New England (45-0, Patriots win)  
CHARGERS — AFC Wild Card, Jan. 2, 1993 vs. Kansas City (Chargers win, 17-0)  
OPPONENT — AFC Divisional, Jan. 10, 1993 at Miami (Dolphins win, 31-0)

### Fumble Returned for Touchdown

CHARGERS — Tevaughn Campbell, Dec. 5, 2021 at Cincinnati (61 yards)  
OPPONENT — Mike Edwards, Jan. 7, 2024 vs. Kansas City (97 yards)  
CHARGERS — *Never*  
OPPONENT — Guy Ruff, AFC Wild Card, Jan. 9, 1983 at Pittsburgh (Recovered opening kickoff fumble in end zone)

### Safety Scored

CHARGERS — Oct. 23, 2022 vs. Seattle (Kenneth Walker III tackled by Sebastian Joseph-Day and Troy Reeder in end zone)  
OPPONENT — Oct. 27, 2024 vs. New Orleans (JK Scott fumbled out end zone)  
CHARGERS — AFC Divisional, Jan. 8, 1995 vs. Miami (Bernie Parmalee tackled in end zone by Reuben Davis)  
OPPONENT — *Never*

## MISCELLANEOUS

### No Penalties

CHARGERS — Oct. 9, 2011 at Denver (Chargers win, 29-24)  
OPPONENT — Dec. 4, 2005 vs. Oakland (Raiders win, 34-10)  
CHARGERS — *Never*  
OPPONENT — AFC Divisional, Jan. 10, 1993 at Miami (Dolphins win, 31-0)

### Game Without Touchdown

CHARGERS — Oct. 21, 2024 at Arizona (Cardinals win 17-15)  
OPPONENT — Oct. 27, 2024 vs. New Orleans (Chargers win 26-8)  
CHARGERS — AFC Championship, Jan. 20, 2008 at New England (Patriots win, 21-12)  
OPPONENT — AFC Wild Card, Jan. 6, 2008 vs. Tennessee (Chargers win, 17-6)

### 50 Points, Game

CHARGERS — Nov. 19, 2017 vs. Buffalo (Chargers win, 54-24)  
OPPONENT — Dec. 14, 2023 at Las Vegas (Raiders win, 63-21)  
CHARGERS — AFL Championship, Jan. 5, 1964 vs. Boston (Chargers win, 51-10)  
OPPONENT — *Never*

### 40 Points, Game

CHARGERS — Dec. 5, 2021 at Cincinnati (Chargers win, 41-22)  
OPPONENT — Dec. 14, 2023 at Las Vegas (Raiders win, 63-21)  
CHARGERS — AFC Divisional, Jan. 2, 1982 at Miami (Chargers win, 41-38)  
OPPONENT — AFC Divisional, Jan. 13, 2019 at New England (Patriots win, 41-28)

### 600 Yards Total Offense, Game

CHARGERS — Dec. 20, 1982 vs. Cincinnati (661 yards)  
OPPONENT — Oct. 1, 2000 at St. Louis (614 yards)  
CHARGERS — AFL Championship, Jan. 5, 1964 vs. Boston (610 yards)  
OPPONENT — *Never*

### 500 Yards Total Offense, Game

CHARGERS — Dec. 8, 2019 at Jacksonville (525 yards)  
OPPONENT — Nov. 12, 2023 vs. Detroit (533 yards)  
CHARGERS — AFC Divisional, Jan. 2, 1982 at Miami (564 yards)  
OPPONENT — *Never*



# WEEKLY RANKINGS

## 2024 WEEKLY NFL RANKINGS

Week	Opp.	Offense			Defense		
		Total	Rush	Pass	Total	Rush	Pass
1	LV	13	5	23	15	4	25
2	at Car	12	2	28	2	6	6
3	at Pit	25	7	31	6	6	10
4	KC	28	11	31	7	5	12
5	BYE	29	9	31	5	6	10
6	at Den	28	10	29	6	6	8
7	at Ari	25	18	24	7	9	9
8	NO	23	20	23	9	11	9
9	at Cle	T-22	20	21	8	8	11
10	Ten	T-22	20	21	8	8	11
11	Cin						
12	Bal						
13	at Atl						
14	at KC						
15	TB						
16	Den						
17	at NE						
18	at LV						
<b>Chargers in 2023</b>		<b>18</b>	<b>25</b>	<b>13</b>	<b>28</b>	<b>17</b>	<b>30</b>
<b>Chargers in 2022</b>		<b>9</b>	<b>30</b>	<b>3</b>	<b>20</b>	<b>28</b>	<b>7</b>
<b>Chargers in 2021</b>		<b>4</b>	<b>21</b>	<b>T-2</b>	<b>23</b>	<b>30</b>	<b>12</b>
<b>Chargers in 2020</b>		<b>9</b>	<b>18</b>	<b>6</b>	<b>10</b>	<b>18</b>	<b>9</b>
<b>Chargers in 2019</b>		<b>10</b>	<b>28</b>	<b>6</b>	<b>6</b>	<b>18</b>	<b>5</b>
<b>Chargers in 2018</b>		<b>11</b>	<b>15</b>	<b>10</b>	<b>9</b>	<b>9</b>	<b>9</b>
<b>Chargers in 2017</b>		<b>4</b>	<b>24</b>	<b>1</b>	<b>15</b>	<b>31</b>	<b>3</b>
<b>Chargers in 2016</b>		<b>14</b>	<b>26</b>	<b>8</b>	<b>16</b>	<b>10</b>	<b>20</b>
<b>Chargers in 2015</b>		<b>9</b>	<b>31</b>	<b>4</b>	<b>20</b>	<b>27</b>	<b>T-14</b>
<b>Chargers in 2014</b>		<b>18</b>	<b>30</b>	<b>10</b>	<b>9</b>	<b>26</b>	<b>4</b>
<b>Chargers in 2013</b>		<b>5</b>	<b>13</b>	<b>4</b>	<b>23</b>	<b>12</b>	<b>29</b>
<b>Chargers in 2012</b>		<b>31</b>	<b>27</b>	<b>24</b>	<b>9</b>	<b>6</b>	<b>18</b>
<b>Chargers in 2011</b>		<b>6</b>	<b>16</b>	<b>6</b>	<b>16</b>	<b>20</b>	<b>13</b>
<b>Chargers in 2010</b>		<b>1</b>	<b>15</b>	<b>2</b>	<b>1</b>	<b>4</b>	<b>1</b>
<b>Chargers in 2009</b>		<b>10</b>	<b>31</b>	<b>5</b>	<b>16</b>	<b>20</b>	<b>11</b>
<b>Chargers in 2008</b>		<b>11</b>	<b>20</b>	<b>7</b>	<b>25</b>	<b>11</b>	<b>31</b>
<b>Chargers in 2007</b>		<b>20</b>	<b>7</b>	<b>26</b>	<b>14</b>	<b>16</b>	<b>14</b>
<b>Chargers in 2006</b>		<b>4</b>	<b>2</b>	<b>16</b>	<b>10</b>	<b>7</b>	<b>13</b>
<b>Chargers in 2005</b>		<b>10</b>	<b>9</b>	<b>12</b>	<b>13</b>	<b>1</b>	<b>28</b>
<b>Chargers in 2004</b>		<b>10</b>	<b>6</b>	<b>16</b>	<b>18</b>	<b>3</b>	<b>31</b>
<b>Chargers in 2003</b>		<b>14</b>	<b>6</b>	<b>19</b>	<b>27</b>	<b>T-25</b>	<b>21</b>
<b>Chargers in 2002</b>		<b>16</b>	<b>8</b>	<b>22</b>	<b>30</b>	<b>11</b>	<b>32</b>

## 2024 REGULAR-SEASON RANKINGS

### LOS ANGELES CHARGERS (Team)

Category	NFL	AFC
Turnover Margin (9) .....	4	3
Points Scored (19.9) .....	24	10
Points Allowed (12.6) .....	1	1
Total Offense (315.0) .....	T-22	T-9
Rushing (114.5) .....	20	10
Passing (200.5) .....	21	9
Total Defense (303.8) .....	8	7
vs. Rush (107.9) .....	8	4
vs. Pass (195.9) .....	11	7
Third-Down Offense (39.82%) .....	12	5
Third-Down Defense (32.71%) .....	5	3
Red-Zone Offense (52.63%) .....	22	13
Red-Zone Defense (40.00%) .....	2	2

### LOS ANGELES CHARGERS (Individual)

Category	NFL	AFC
<b>Passing</b>		
Rating: Justin Herbert (101.6) .....	10	4
Yards: Justin Herbert (1,725) .....	22	9
Touchdowns: Justin Herbert (10) .....	T-16	8
<b>Rushing</b>		
Attempts: J.K. Dobbins (126) .....	T-12	T-4
Yards: J.K. Dobbins (620) .....	11	3
Touchdowns: J.K. Dobbins (6) .....	T-7	T-3
<b>Receiving</b>		
Receptions: Ladd McConkey (35) .....	T-31	T-13
Yards: Ladd McConkey (440) .....	31	13
Touchdowns: Two tied (4) .....	T-16	T-5
<b>Defense</b>		
Total Tackles: Daiyan Henley (64) .....	T-23	T-13
Solo Tackles: Daiyan Henley (42) .....	T-20	T-13
INTs: Elijah Molden (3) .....	T-6	T-2
Sacks: Khalil Mack (4.5) .....	T-27	T-16

# GAME-BY-GAME STARTERS

## OFFENSIVE STARTERS

		WR	WR	TE	LT	LG	C	RG	RT	QB	RB	3WR	FB	2TE
Sept. 8	LV	J.Palmer	L.McConkey	W.Dissly	R.Slater	Z.Johnson	B.Bozeman	T.Pipkins	J.Alt	J.Herbert	G.Edwards	—	S.Matlock	—
Sept. 15	at Car	D.Davis	Q.Johnston	H.Hurst	R.Slater	Z.Johnson	B.Bozeman	T.Pipkins	J.Alt	J.Herbert	J.Dobbins	—	—	W.Dissly
Sept. 22	at Pit	L.McConkey	Q.Johnston	W.Dissly	R.Slater	Z.Johnson	B.Bozeman	T.Pipkins	J.Alt	J.Herbert	J.Dobbins	—	S.Matlock	—
Sept. 29	KC	L.McConkey	Q.Johnston	W.Dissly	J.Salyer	Z.Johnston	C.Bozeman	S.Mustipher	T.Pipkins	J.Herbert	J.Dobbins	—	S.Matlock	—
Oct. 13	at Den	L.McConkey	Q.Johnston	H.Hurst	R.Slater	Z.Johnson	B.Bozeman	T.Pipkins	J.Alt	J.Herbert	J.Dobbins	—	S.Matlock	—
Oct. 21	at Ari	L.McConkey	J. Palmer	E.Tomlinson	R. Slater	Z. Johnson	B. Bozeman	T. Pipkins	J. Alt	J. Herbert	J. Dobbins	S. Fehoko	—	—
Oct. 27	NO	L.McConkey	J. Palmer	W.Dissly	R. Slater	Z. Johnson	B. Bozeman	T. Pipkins	J. Alt	J. Herbert	J. Dobbins	S. Fehoko	—	—
Nov. 3	at Cle	L.McConkey	Q.Johnston	W.Dissly	R. Slater	Z. Johnson	B. Bozeman	T. Pipkins	J. Alt	J. Herbert	J. Dobbins	—	S.Matlock	—
Nov. 10	Ten													
Nov. 17	Cin													
Nov. 25	Bal													
Dec. 1	at Atl													
Dec. 8	at KC													
Dec. 15	TB													
Dec. 22	Den													
TBD	at NE													
TBD	at LV													

## DEFENSIVE STARTERS

		OLB	DL	DL	DL	OLB	LB	LB	CB	CB	S	S	3CB	3S
Sept. 8	LV	K.Mack	P.Ford	O.Ogbonnia	—	J.Bosa	D.Henley	D.Perryman	K.Fulton	A.Samuel	D.James	A.Gilman	J.Taylor	—
Sept. 15	at Car	K.Mack	P.Ford	O.Ogbonnia	—	J.Bosa	D.Henley	D.Perryman	K.Fulton	A.Samuel	D.James	E.Molden	J.Taylor	—
Sept. 22	at Pit	K.Mack	P.Ford	O.Ogbonnia	—	J.Bosa	D.Henley	D.Perryman	K.Fulton	A.Samuel	D.James	A.Gilman	—	E.Molden
Sept. 29	KC	K.Mack	P.Ford	O.Ogbonnia	—	T.Tuipulotu	D.Henley	D.Perryman	K.Fulton	A.Samuel	E.Molden	A.Gilman	J.Taylor	—
Oct. 13	at Den	K.Mack	P.Ford	O.Ogbonnia	—	T.Tuipulotu	D.Henley	D.Perryman	K.Fulton	C.Hart	D.James	A.Gilman	T.Still	—
Oct. 21	at Ari	K.Mack	P.Ford	O.Ogbonnia	M.Fox	T.Tuipulotu	D.Henley	D.Perryman	C.Hart	T.Still	D.James	A.Gilman	—	—
Oct. 27	NO	K.Mack	P.Ford	O.Ogbonnia	—	T.Tuipulotu	D.Henley	D.Perryman	K.Fulton	C.Hart	D.James	A.Gilman	E.Molden	—
Nov. 3	at Cle	K.Mack	P.Ford	O.Ogbonnia	—	T.Tuipulotu	D.Henley	D.Perryman	C.Hart	E.Molden	D.James	A.Gilman	T.Still	—
Nov. 10	Ten													
Nov. 17	Cin													
Nov. 25	Bal													
Dec. 1	at Atl													
Dec. 8	at KC													
Dec. 15	TB													
Dec. 22	Den													
TBD	at NE													
TBD	at LV													

# WEEKLY INACTIVES

Sept. 8	Las Vegas:	Taylor Heinicke, Tarheeb Still, Kimani Vidal, Jordan McFadden, Brenden Rice, Justin Eboigbe.
Sept. 15	at Carolina:	Taylor Heinicke, Tarheeb Still, Kimani Vidal, Alohi Gilman, Jordan McFadden, Brenden Rice, Justin Eboigbe.
Sept. 22	at Pittsburgh:	Joshua Palmer, Junior Colson, Tarheeb Still, Kimani Vidal, Jordan McFadden, Justin Eboigbe.
Sept. 29	Kansas City:	Junior Colson, Kimani Vidal, Deane Leonard, Ja'Sir Taylor, Rashawn Slater, Joe Alt, Joey Bosa.
Oct. 13	at Denver:	Easton Stick, Tony Jefferson, Ja'Sir Taylor, Jordan McFadden, Brenden Rice, Joey Bosa.
Oct. 21	at Arizona:	Quentin Johnston, Easton Stick, Derius Davis, Brenden Jaimes, Jordan McFadden, Hayden Hurst, Joey Bosa.
Oct. 27	New Orleans:	Quentin Johnston, Easton Stick, Derius Davis, Jordan McFadden, Hayden Hurst, Justin Eboigbe.
Nov. 3	at Cleveland:	Easton Stick, Kristian Fulton, DJ Chark Jr., Brenden Jaimes, Jordan McFadden, Stone Smartt, Justin Eboigbe.
Nov. 10	Tennessee:	
Nov. 17	Cincinnati:	
Nov. 25	Baltimore:	
Dec. 1	at Atlanta:	
Dec. 8	at Kansas City:	
Dec. 15	Tampa Bay:	
Dec. 22	Denver:	
TBD	at New England:	
TBD	at Las Vegas:	

## SEASON TOTALS

Name	No.	Name	No.	Name	No.
Jordan McFadden	8	Hayden Hurst	2	Joshua Palmer	1
Justin Eboigbe	5	Brenden Jaimes	2	Rashawn Slater	1
Joey Bosa	4	Quentin Johnston	2	Stone Smartt	1
Easton Stick	4	Ja'Sir Taylor	2		
Kimani Vidal	4	Joe Alt	1		
Brenden Rice	3	DJ Chark Jr.	1		
Tarheeb Still	3	Kristian Fulton	1		
Junior Colson	2	Alohi Gilman	1		
Derius Davis	2	Tony Jefferson	1		
Taylor Heinicke	2	Deane Leonard	1		

# CHARGERS AND OPPONENT WEEKLY LEADERS

## REGULAR-SEASON WEEKLY LEADERS, LOS ANGELES CHARGERS

		Scoring	Pass Yds.	Carries	Rush Yds.	Catches	Rec. Yds.	Tackles (Solo)	Sacks
Sept. 8	Las Vegas:	Dicker 10	Herbert 144	Edwards 11	Dobbins 135	McConkey 5	McConkey 39	Two Tied 7 (6)	Mack 1.5
Sept. 15	at Carolina:	Johnston 12	Herbert 130	Edwards 18	Dobbins 131	Johnston 5	Johnston 51	Henley 9 (5)	Two tied 1.0
Sept. 22	at Pittsburgh:	Johnston 6	Herbert 125	Dobbins 15	Dobbins 44	Three Tied 3	McConkey 44	Henley 12 (9)	Two tied 1.0
Sept. 29	Kansas City:	McConkey 6	Herbert 179	Dobbins 14	Dobbins 32	McConkey 5	McConkey 67	Two Tied 8	Dupree 2.0
Oct. 13	at Denver:	Dicker 11	Herbert 237	Dobbins 25	Dobbins 96	Two tied 4	Fehoko 44	Gilman 10 (6)	Two tied 1.0
Oct. 21	at Arizona:	Dicker 15	Herbert 349	Dobbins 14	Dobbins 40	Dissly 8	Dissly 81	James 8 (5)	None
Oct. 27	New Orleans:	McConkey 12	Herbert 279	Dobbins 17	Dobbins 57	McConkey 6	McConkey 111	Henley 10 (6)	Five tied 1.0
Nov. 3	at Cleveland:	Dobbins 12	Herbert 282	Dobbins 14	Dobbins 85	McConkey 5	Johnston 118	Henley 13 (8)	Tuipulotu 2.5
Nov. 10	Tennessee:								
Nov. 17	Cincinnati:								
Nov. 25	Baltimore:								
Dec. 1	at Atlanta:								
Dec. 8	at Kansas City:								
Dec. 15	Tampa Bay:								
Dec. 22	Denver:								
TBD	at New England:								
TBD	at Las Vegas:								

## REGULAR-SEASON WEEKLY LEADERS, OPPONENT

		Scoring	Pass Yds.	Carries	Rush Yds.	Catches	Rec. Yds.	Tackles (Solo)	Sacks
Sept. 8	Las Vegas:	Mattison 6	Minshew II 257	White 13	White 44	Bowers 6	Meyers 61	Spillane 10 (7)	Crosby 1.0
Sept. 15	at Carolina:	Pineiro 3	Young 84	Hubbard 10	Hubbard 64	Hubbard 4	Tremble 23	Thompson 14 (8)	Two tied 0.5
Sept. 22	at Pittsburgh:	Boswell 8	Fields 245	Harris 18	Harris 70	Two Tied 5	Pickens 57	Queen 12 (9)	Herbig 2.0
Sept. 29	Kansas City:	Two tied 6	Mahomes 245	Hunt 14	Hunt 69	Kelce 7	Kelce 89	Tranquill 10 (7)	Jones 2.0
Oct. 13	at Denver:	Two tied 6	Nix 216	Two tied 6	Nix 61	Two tied 4	Vele 48	Jones 12 (11)	Two tied 1.0
Oct. 21	at Arizona:	Two tied 6	Murray 145	Conner 19	Conner 101	McBride 5	Two tied 51	White 10 (3)	Three tied 1.0
Oct. 27	New Orleans:	Grupe 6	Rattler 156	Kamara 10	Kamara 67	Olave 8	Olave 107	Werner 9 (7)	Two tied 1.0
Nov. 3	at Cleveland:	Tillman 6	Winston 235	Chubb 15	Chubb 39	Jeudy 7	Tillman 75	Bush 8 (6)	Garrett 3.0
Nov. 10	Tennessee:								
Nov. 17	Cincinnati:								
Nov. 25	Baltimore:								
Dec. 1	at Atlanta:								
Dec. 8	at Kansas City:								
Dec. 15	Tampa Bay:								
Dec. 22	Denver:								
TBD	at New England:								
TBD	at Las Vegas:								

# REGULAR-SEASON PLAYER PARTICIPATION

2024 Season Player	1	2	3	4	6	7	8	9	10	11	12	13	14	15	16	17	18	Season Totals			
	LV	at CAR	at PIT	KC	at DEN	at ARI	NO	at CLE	TEN	CIN	BAL	at ATL	at KC	TB	DEN	at NE	at LV	GP	GS	DNP	INA
Alt, Joe	RT	RT	RT	INA	RT	RT	RT	RT										7	7	0	1
Apple, Eli	—	—	—	—	—	PS	PS	SUB										2	0	0	0
Barnhart, Karsen	PS	PS	PS	PS	PS	PS	PS	PS										0	0	0	0
Benson, Luke	PS	PS	PS	PS	—	—	—	—										0	0	0	0
Bootle, Dicaprio	—	PS	PS	PS	SUB	SUB	SUB	SUB										4	0	0	0
Bosa, Joey	<b>OLB</b>	<b>OLB</b>	<b>OLB</b>	INA	INA	INA	SUB	SUB										5	3	0	3
Bozeman, Bradley	<b>C</b>	<b>C</b>	<b>C</b>	<b>C</b>	<b>C</b>	<b>C</b>	<b>C</b>	<b>C</b>										8	8	0	0
Chark Jr., DJ	IR	IR	IR	IR	IR	IR	IR	IR	INA									0	0	0	1
Collins, Chris	IR	IR	IR	IR	IR	IR	IR	IR	IR									0	0	0	0
Colson, Junior	SUB	SUB	INA	INA	SUB	SUB	SUB	SUB										6	0	0	2
Daniels, Braden	—	—	—	PS	—	—	—	—										0	0	0	0
Davis, Derius	SUB	<b>WR</b>	SUB	SUB	SUB	INA	INA	SUB										6	1	0	2
Dicker, Cameron	SUB	SUB	SUB	SUB	SUB	SUB	SUB	SUB										8	0	0	0
Dissly, Will	<b>TE</b>	<b>TE</b>	<b>TE</b>	<b>TE</b>	SUB	SUB	<b>TE</b>	<b>TE</b>										8	6	0	0
Dobbins, J.K.	SUB	<b>RB</b>	<b>RB</b>	<b>RB</b>	<b>RB</b>	<b>RB</b>	<b>RB</b>	<b>RB</b>										8	7	0	0
Dupree, Bud	SUB	SUB	SUB	SUB	SUB	SUB	SUB	SUB										8	0	0	0
Dye, Troy	SUB	SUB	SUB	SUB	SUB	SUB	SUB	SUB										8	0	0	0
Eboigbe, Justin	INA	INA	INA	DNP	DNP	SUB	INA	INA										1	0	2	5
Edwards, Gus	<b>RB</b>	SUB	SUB	SUB	IR	IR	IR	IR										4	1	0	0
Fehoko, Simi	SUB	SUB	SUB	SUB	SUB	<b>WR</b>	<b>WR</b>	SUB										8	2	0	0
Finley, AJ	SUB	SUB	SUB	SUB	SUB	SUB	SUB	SUB										8	0	0	0
Fisk, Tucker	PS	PS	PS	PS	PS	PS	PS	PS										0	0	0	0
Fitzpatrick, Dez	PS	PS	PS	PS	PS	PS	PS	PS										0	0	0	0
Ford, Poona	<b>DL</b>	<b>DL</b>	<b>DL</b>	<b>DL</b>	<b>DL</b>	<b>DL</b>	<b>DL</b>	<b>DL</b>										8	8	0	0
Fox, Morgan	SUB	SUB	SUB	SUB	SUB	<b>DL</b>	SUB	SUB										8	1	0	0
Fulton, Kristian	<b>CB</b>	<b>CB</b>	<b>CB</b>	<b>CB</b>	<b>CB</b>	<b>S</b>	<b>CB</b>	INA										7	6	0	1
Gilman, Alohi	<b>S</b>	INA	<b>S</b>	<b>S</b>	<b>S</b>	<b>S</b>	<b>S</b>	<b>S</b>										7	7	0	1
Harris, Josh	SUB	SUB	SUB	SUB	SUB	SUB	SUB	SUB										8	0	0	0
Hart, Cam	SUB	SUB	SUB	SUB	<b>CB</b>	<b>CB</b>	<b>CB</b>	<b>CB</b>										8	4	0	0
Haskins, Hassan	SUB	SUB	SUB	SUB	SUB	SUB	SUB	SUB										8	0	0	0
Heinicke, Taylor	INA	INA	SUB	DNP	DNP	DNP	DNP	DNP										1	0	5	2
Henley, Daiyan	<b>LB</b>	<b>LB</b>	<b>LB</b>	<b>LB</b>	<b>LB</b>	<b>LB</b>	<b>LB</b>	<b>LB</b>										8	8	0	0
Herbert, Justin	<b>QB</b>	<b>QB</b>	<b>QB</b>	<b>QB</b>	<b>QB</b>	<b>QB</b>	<b>QB</b>	<b>QB</b>										8	8	0	0
Hinton, Christopher	PS	PS	PS	PS	PS	PS	PS	PS										0	0	0	0
Hurst, Hayden	SUB	<b>TE</b>	SUB	SUB	<b>TE</b>	INA	INA	SUB										6	2	0	2
Jaimes, Brenden	SUB	SUB	SUB	SUB	SUB	INA	SUB	INA										6	0	0	2
James Jr., Derwin	<b>S</b>	<b>S</b>	<b>S</b>	SUS	<b>S</b>	<b>S</b>	<b>S</b>	<b>S</b>										7	7	0	0
Jean-Baptiste, Jeremiah	PS	PS	PS	PS	PS	PS	PS	PS										0	0	0	0
Jefferson, Tony	PS	SUB	PS	SUB	INA	PS	PS	PS										2	0	0	1
Johnson, Jaylen	PS	PS	PS	PS	PS	PS	SUB	PS										1	0	0	0
Johnson, Zion	<b>LG</b>	<b>LG</b>	<b>LG</b>	<b>LG</b>	<b>LG</b>	<b>LG</b>	<b>LG</b>	<b>LG</b>										8	8	0	0
Johnston, Quentin	SUB	<b>WR</b>	<b>WR</b>	<b>WR</b>	<b>WR</b>	INA	INA	<b>WR</b>										6	5	0	2
Leatherwood, Alex	PS	PS	PS	PS	PS	PS	PS	PS										0	0	0	0
Leonard, Deane	SUB	SUB	SUB	INA	SUB	IR	IR	IR										4	0	0	1
Lynch, Blake	—	—	—	SUB	PS	—	—	—										1	0	0	0
Mack, Khalil	<b>OLB</b>	<b>OLB</b>	<b>OLB</b>	<b>OLB</b>	<b>OLB</b>	<b>OLB</b>	<b>OLB</b>	<b>OLB</b>										8	8	0	0
Matlock, Scott	<b>FB</b>	SUB	<b>FB</b>	<b>FB</b>	<b>FB</b>	<b>FB</b>	<b>FB</b>	<b>FB</b>										8	5	0	0
McConkey, Ladd	<b>WR</b>	SUB	<b>WR</b>	<b>WR</b>	<b>WR</b>	<b>WR</b>	<b>WR</b>	<b>WR</b>										8	7	0	0
McFadden, Jordan	INA	INA	INA	SUB	INA	INA	INA	INA										1	0	0	7
McLellan, Tyler	IR	IR	IR	IR	IR	IR	IR	IR										0	0	0	0
Molden, Elijah	SUB	<b>S</b>	<b>3S</b>	<b>S</b>	SUB	SUB	<b>CB</b>	<b>CB</b>										8	5	0	0
Morris-Brash, Tre'Mon	PS	PS	PS	PS	PS	PS	PS	PS										0	0	0	0
Mustipher, Sam	PS	PS	PS	<b>RG</b>	PS	SUB	PS	SUB										3	1	0	0
Niemann, Nick	IR/DFR	IR/DFR	IR/DFR	IR/DFR	SUB	SUB	SUB	SUB										4	0	0	0
Ogbonnia, Otito	<b>DL</b>	<b>DL</b>	<b>DL</b>	<b>DL</b>	<b>DL</b>	<b>DL</b>	<b>DL</b>	<b>DL</b>										8	8	0	0
Okoye, CJ	PS	PS	PS	PS	PS	PS	PS	PS										0	0	0	0
Palmer, Joshua	<b>WR</b>	SUB	INA	SUB	SUB	<b>WR</b>	<b>WR</b>	SUB										7	3	0	1
Patterson, Jaret	PS	PS	PS	PS	PS	PS	PS	PS										0	0	0	0
Perryman, Denzel	<b>LB</b>	<b>LB</b>	<b>LB</b>	<b>LB</b>	<b>LB</b>	<b>LB</b>	<b>LB</b>	<b>LB</b>										8	8	0	0
Pipkins III, Trey	<b>RG</b>	<b>RG</b>	<b>RG</b>	<b>RT</b>	<b>RG</b>	<b>RG</b>	<b>RG</b>	<b>RG</b>										8	8	0	0
Quarterman, Shaquille	SUB	SUB	SUB	PS	—	—	—	—										3	0	0	0
Reagor, Jalen	—	—	—	PS	PS	SUB	SUB	SUB										3	0	0	0
Rice, Brenden	INA	INA	SUB	SUB	INA	SUB	DNP	IR										3	0	1	3
Rumph II, Chris	IR	IR	IR	IR	IR	IR	IR	IR										0	0	0	0
Salyer, Jamaree	SUB	SUB	SUB	<b>LT</b>	SUB	SUB	SUB	SUB										8	1	0	0
Samuel Jr., Asante	<b>CB</b>	<b>CB</b>	<b>CB</b>	<b>CB</b>	IR	IR	IR	IR										4	4	0	0
Sarell, Foster	DNP	DNP	DNP	SUB	SUB	DNP	DNP	DNP										2	0	6	0
Scott, JK	SUB	SUB	SUB	SUB	SUB	SUB	SUB	SUB										8	0	0	0
Shelton, Nehemiah	—	PS	PS	—	PS	—	—	—										0	0	0	0
Slater, Rashawn	<b>LT</b>	<b>LT</b>	<b>LT</b>	INA	<b>LT</b>	<b>LT</b>	<b>LT</b>	<b>LT</b>										7	7	0	1
Smartt, Stone	SUB	SUB	SUB	SUB	SUB	SUB	SUB	INA										7	0	0	1
Stick, Easton	DNP	DNP	DNP	DNP	INA	INA	INA	INA										0	0	4	4
Still, Tarheeb	INA	INA	INA	<b>CB</b>	<b>CB</b>	<b>CB</b>	<b>CB</b>	<b>CB</b>										5	4	0	3
Tart, Tear	SUB	SUB	SUB	SUB	SUB	SUB	SUB	SUB										8	0	0	0
Taylor, Ja'Sir	<b>3CB</b>	<b>3CB</b>	SUB	INA	INA	SUB	SUB	SUB										6	2	0	2
Tomlinson, Eric	SUB	SUB	SUB	SUB	SUB	<b>TE</b>	SUB	SUB										8	1	0	0
Tuipulotu, Tuli	SUB	SUB	SUB	<b>OLB</b>	<b>OLB</b>	<b>OLB</b>	<b>OLB</b>	<b>OLB</b>										8	7	0	0
Wade, Shaun	PS	PS	PS	PS	PS	DNP	PS	PS										0	0	1	0
Williams, Bucky	IR	IR	IR	IR	IR	IR	IR	IR										0	0	0	0
Vidal, Kimani	INA	INA	INA	INA	SUB	SUB	SUB	SUB										4	0	0	4

**STARTERS FOR EACH GAME IN BOLD:**

DNP — Did Not Play, DNR — Reserve/Did Not Report, E/CP — Exempt/Commissioner Permission, INA — Inactive, IR — Reserve/Injured, IR/DFR — Reserve Injured; Designated for Return, COVID — Reserve/COVID-19, NFI — Non-Football Illness List, PS — Practice Squad, PS/INJ — Practice Squad; Injured List, PUP — Reserve/Physically Unable to Perform, SUB — Substitute, SUS — Reserve/Suspended, 2RB — Started as Second Running Back, 2TE — Started as Second Tight End, 3TE — Started as Third Tight End, CB — Started as Additional Cornerback, 3S — Started as Third Safety, 3WR — Started as Third Wide Receiver.



# REGULAR SEASON SINGLE-GAME HIGHS

## INDIVIDUAL

### Passing

**Longest Scoring Pass** — 66, J.Herbert to Q. Johnston,  
Nov. 3 at Cleveland  
**Longest Non-Scoring Pass** — 45, J.Herbert to J.Palmer,  
Oct. 27 vs. New Orleans  
**Most Passing Attempts** — 39, J.Herbert, Oct. 21 at Arizona  
**Most Completions** — 27, J.Herbert, Oct. 21 at Arizona  
**Most Passing Yards** — 349, J.Herbert, Oct. 21 at Arizona  
**Most Passing Touchdowns** — 2, Last: J.Herbert, Nov. 3 at Cleveland  
**Highest Completion Percentage (min. 20 att.)** — 70.0, J.Herbert,  
Sept. 15 at Car.  
**Highest Passer Rating (min. 20 att.)** — 125.8, J.Herbert,  
Nov. 3 at Cleveland

### Rushing

**Longest Scoring Run** — 43, J.Dobbins, Sept. 15 at Car.  
**Longest Non-Scoring Run** — 61, J.Dobbins, Sept. 8 vs. L.V.  
**Most Rushing Attempts** — 25, J.Dobbins, Oct. 13 at Den.  
**Most Rushing Yards** — 135, J.Dobbins, Sept. 8 vs. L.V.  
**Most Rushing Touchdowns** — 2, J.Dobbins, Nov. 3 at Cleveland

### Receiving

**Most Receptions** — 8, W.Dissly, Oct. 21 at Arizona  
**Most Receiving Yards** — 118, Q.Johnston, Nov. 3 at Cleveland  
**Most Receiving Touchdowns** — 2, Last: L. McConkey,  
Oct. 27 vs. New Orleans

### Total Offense

**Most Total Yards from Scrimmage** — 139, J.Dobbins, Sept. 8 vs. L.V.  
**Most Touchdowns** — 2, Last: L. McConkey,  
Oct. 27 vs. New Orleans

### Special Teams

**Longest Punt** — 67, J.Scott, Oct. 27 vs. New Orleans  
**Longest Field Goal** — 59, C.Dicker, Oct. 21 at Arizona  
**Most Attempted Field Goals** — 5, C. Dicker, Oct. 21 at Arizona  
**Most Made Field Goals** — 5, C. Dicker, Oct. 21 at Arizona

### Returns

**Longest Kickoff Return** — 35, Last: H. Haskins, Oct. 27 vs. New Orleans  
**Longest Punt Return** — 53, D.Davis, Nov. 3 at Cleveland  
**Longest Interception Return** — 29, K.Fulton, Sept. 29 vs. K.C.  
**Longest Fumble Return** — 22, K.Mack, Sept. 8 vs. L.V.

### Defense

**Most Interceptions** — 1, Last: E. Molden, A.Gilman and T.Still,  
Nov. 3 at Cleveland  
**Most Tackles** — 13, D.Henley, Nov. 3 at Cleveland  
**Most Solo Tackles** — 9, D.Henley, Sept. 22 at Pit.  
**Most Sacks** — 2.5, T.Tuipulotu, Nov. 3 at Cleveland  
**Most Passes Defensed** — 3, Last: E.Molden and T.Still,  
Nov. 3 at Cleveland

## TEAM

### Most, Offense

**First Downs** — 22, Oct. 13 at Denver  
**Rushing Attempts** — 44, Sept. 15 at Carolina  
**Rushing Yards** — 219, Sept. 15 at Carolina  
**Rushing Touchdowns** — 2, Nov. 3 at Cleveland  
**Passing Attempts** — 39, Oct. 21 at Arizona  
**Completions** — 27, Oct. 21 at Arizona  
**Net Passing Yards** — 336, Oct. 21 at Arizona  
**Touchdowns Thrown** — 2, Last: Nov. 3 at Cleveland  
**Offensive Plays** — 78, Oct. 13 at Denver  
**Total Offense** — 395, Oct. 21 at Arizona  
**Time of Possession** — 37:23, Oct. 13 at Denver

### Most, Turnovers

**Turnovers** — 2, Oct. 21 at Arizona  
**Interceptions Thrown** — 1, Sept. 15 at Carolina  
**Fumbles** — 3, Oct. 21 at Arizona  
**Fumbles Lost** — 2, Oct. 21 at Arizona

### Longest Scoring Drives

**Plays** — 20, Oct. 13 at Denver  
**Yards** — 92, Sept. 8 vs. Las Vegas  
**Time** — 10:29, Oct. 13 at Denver

### Shortest Scoring Drives

**Plays** — 2, Oct. 27 vs. New Orleans  
**Yards** — 5, Sept. 8 vs. Las Vegas  
**Time** — 0:47, Sept. 8 vs. Las Vegas

### Fewest, Defense

**First Downs Allowed** — 7, Sept. 15 at Carolina  
**Rushing Attempts Allowed** — 18, Oct. 13 at Denver  
**Rushing Yards Allowed** — 71, Sept. 8 vs. Las Vegas  
**Passing Attempts Allowed** — 26, Last: Oct. 21 at Arizona  
**Completions Allowed** — 14, Oct. 21 at Arizona  
**Net Passing Yards Allowed** — 69, Sept. 8 vs. Las Vegas  
**Total Plays Allowed** — 48, Sept. 15 at Carolina  
**Total Yards Allowed** — 159, Sept. 15 at Carolina

### Most, Defense

**Takeaways** — 3, Last: Nov. 3 at Cleveland  
**Interceptions** — 3, Nov. 3 at Cleveland  
**Fumbles Forced** — 2, Sept. 8 vs. Las Vegas  
**Fumbles Recovered** — 2, Sept. 8 vs. Las Vegas  
**Passes Defensed** — 12, Nov. 3 at Cleveland  
**Sacks** — 6, Nov. 3 at Cleveland

## GAME-BY-GAME PASSES DEFENSED

Sept. 8	Las Vegas:	Poona Ford (2), Junior Colson (1), Bud Dupree (1), Khalil Mack (1).
Sept. 15 at	Carolina:	Kristian Fulton (1), Deane Leonard (1), Scott Matlock (1), Elijah Molden (1), Asante Samuel Jr. (1).
Sept. 22 at	Pittsburgh:	Bud Dupree (1), Alohi Gilman (1), Daiyan Henley (1), Asante Samuel Jr. (1).
Sept. 29	Kansas City:	Kristian Fulton (2), Khalil Mack (1), Otito Ogbornia(1), Tuli Tuipulotu (1).
Oct. 13 at	Denver:	Derwin James Jr. (2), Alohi Gilman (1), Khalil Mack (1), Elijah Molden (1), Tarheeb Still (1).
Oct. 21 at	Arizona:	Khalil Mack (2), Cam Hart (1), Daiyan Henley (1), Teair Tart (1), Ja'Sir Taylor (1).
Oct. 27	New Orleans:	Ja'Sir Taylor (2), Daiyan Henley (1), Tuli Tuipulotu (1), Teair Tart (1).
Nov. 3 at	Cleveland:	Elijah Molden (3), Tarheeb Still (3), Derwin James Jr. (2), Daiyan Henley (1), Alohi Gilman (1), Morgan Fox (1), Nick Niemann (1).
Nov. 10	Tennessee:	
Nov. 17	Cincinnati:	
Nov. 25	Baltimore:	
Dec. 1 at	Atlanta:	
Dec. 8 at	Kansas City:	
Dec. 15	Tampa Bay:	
Dec. 22	Denver:	
TBD at	New England:	
TBD at	Las Vegas:	

### SEASON TOTALS (48)

Name	No.	Name	No.
Khalil Mack	5	Asante Samuel Jr.	2
Elijah Molden	5	Teair Tart	2
Daiyan Henley	4	Tuli Tuipulotu	2
Derwin James Jr.	4	Junior Colson	1
Tarheeb Still	4	Morgan Fox	1
Kristian Fulton	3	Cam Hart	1
Alohi Gilman	3	Deane Leonard	1
Ja'Sir Taylor	3	Scott Matlock	1
Bud Dupree	2	Nick Niemann	1
Poona Ford	2	Otito Ogbornia	1

## GAME-BY-GAME SACKS

Sept. 8	Las Vegas:	Khalil Mack (1.5), Joey Bosa (1.0), Team Sacks (1.0), Morgan Fox (0.5).
Sept. 15 at	Carolina:	Joey Bosa (1.0), Denzel Perryman (1.0).
Sept. 22 at	Pittsburgh:	Derwin James Jr. (1.0), Khalil Mack (1.0).
Sept. 29	Kansas City:	Bud Dupree (2.0), Troy Dye (0.5), Tarheeb Still (0.5).
Oct. 13 at	Denver:	Morgan Fox (1.0), Alohi Gilman (1.0).
Oct. 21 at	Arizona:	None.
Oct. 27	New Orleans:	Khalil Mack (1.0), Bud Dupree (1.0), Poona Ford (1.0), Scott Matlock (1.0), Tuli Tuipulotu (1.0).
Nov. 3 at	Cleveland:	Tuli Tuipulotu (2.5), Morgan Fox (2.0), Khalil Mack (1), Cam Hart (0.5).
Nov. 10	Tennessee:	
Nov. 17	Cincinnati:	
Nov. 25	Baltimore:	
Dec. 1 at	Atlanta:	
Dec. 8 at	Kansas City:	
Dec. 15	Tampa Bay:	
Dec. 22	Denver:	
TBD at	New England:	
TBD at	Las Vegas:	

### SEASON TOTALS (24.0)

Name	No.	Name	No.
Khalil Mack	4.5	Troy Dye	0.5
Morgan Fox	3.5	Cam Hart	0.5
Tuli Tuipulotu	3.5	Tarheeb Still	0.5
Bud Dupree	3.0	Team	1.0
Joey Bosa	2.0		
Poona Ford	1.0		
Derwin James Jr.	1.0		
Scott Matlock	1.0		
Alohi Gilman	1.0		
Denzel Perryman	1.0		



# ***RECORDS***



# INDIVIDUAL RECORDS

\*NFL Record

## POINTS

### Most Seasons Leading League

- 1 Nate Kaeding, 2009
- LaDainian Tomlinson, 2006
- John Carney, 1994

### Most, Career

- 1,076 John Carney, 1990-2000
- 918 LaDainian Tomlinson, 2001-09
- 889 Nate Kaeding, 2004-12

### Most, Season

- 186\* LaDainian Tomlinson, 2006
- 146 Nate Kaeding, 2009
- 144 Nick Novak, 2013

### Most, Season, Non-Kickers

- 186\* LaDainian Tomlinson, 2006
- 124 Austin Ekeler, 2021
- 120 LaDainian Tomlinson, 2005

### Most, Season, Rookie

- 114 Nate Kaeding, 2004
- 106 Josh Lambo, 2015
- Dennis ParTEE, 1968
- 94 Herb Travenio, 1965

### Most, Game

- 30 Kellen Winslow, Nov. 22, 1981 at Oakland
- 24 (10x) Last: Austin Ekeler, Nov. 21, 2021 vs. Pit.
- 20 Mike Williams, Dec. 13, 2018 at Kansas City

## TOUCHDOWNS

### Most Seasons Leading League

- 3 Lance Alworth, 1964, 1965, 1966
- 2 Austin Ekeler, 2021, 2022
- 1 LaDainian Tomlinson, 2006
- Chuck Muncie, 1981

### Most, Career

- 153 LaDainian Tomlinson, 2001-09
- 116 Antonio Gates, 2003-18
- 83 Lance Alworth, 1962-70

### Most, Season

- 31\* LaDainian Tomlinson, 2006
- 20 Austin Ekeler, 2021
- LaDainian Tomlinson, 2005
- 19 Chuck Muncie, 1981

### Most, Game

- 5 Kellen Winslow, Nov. 22, 1981 at Oakland
- 4 (10x) Last: Austin Ekeler, Nov. 21, 2021 vs. Pit.
- 3 (46x) Last: A.Ekeler, Oct. 2, 2022 at Hou.

### Most Consecutive Games

- 18\* LaDainian Tomlinson, 2004-05
- 10 LaDainian Tomlinson, 2006
- 9 Antonio Gates, 2009-10
- Natrone Means, 1993-94
- Lance Alworth, 1963

## POINTS AFTER TOUCHDOWN

### Most Seasons Leading League

- 2 Nate Kaeding, 2006
- Rolf Benirschke, 1981, 1982
- 1 Herb Travenio, 1965

### Most, Career

- 349 Nate Kaeding, 2004-12
- 328 Rolf Benirschke, 1977-86
- 293 John Carney, 1990-2000

### Most, Season

- 58 Nate Kaeding, 2006
- 55 Rolf Benirschke, 1981
- 54 Nate Kaeding, 2004

### Most, Game

- 7 (6x) Last: N.Kaeding, Dec. 28, 2008 vs. Den.
- 6 (30x) Last: M.Badgley, Dec. 8, 2019 at. Jax.
- 5 (55x) Last: C.Dicker, Nov. 12, 2023 vs. Detroit

### Most Consecutive

- 250 Nate Kaeding, 2004-09
- 128 Nick Novak, 2011-14
- 87 Rolf Benirschke, 1983-86

### Most Attempts, Career

- 352 Rolf Benirschke, 1977-86
- 351 Nate Kaeding, 2004-12
- 298 John Carney, 1990-2000

### Most Attempts, Season

- 61 Rolf Benirschke, 1981
- 58 Nate Kaeding, 2006
- 55 Nate Kaeding, 2004
- Bob Thomas, 1985

### Most Attempts, Game

- 8 Rolf Benirschke, Nov. 22, 1981 at Oakland
- 7 (6x) Last: N.Kaeding, Dec. 28, 2008 vs. Den.
- 6 (38x) Last: M. Badgley, Dec. 8, 2019 at. Jax.

## TWO-POINT CONVERSIONS

### Most Seasons Leading League

- 1 Ladarius Green, 2015
- Mikhael Ricks, 1999
- Ronnie Harmon, 1994

### Most, Career

- 3 Ronnie Harmon, 1990-95
- 2 Keenan Allen, 2013-23
- Jared Cook, 2021
- Austin Ekeler, 2017-23
- Mike Williams, 2017-23
- Antonio Gates, 2003-18
- Melvin Gordon, 2015-19
- Ladarius Green, 2012-15
- Legedu Naanee, 2007-10
- Dave Kocourek, 1960-65

### Most, Season

- 3 Ronnie Harmon, 1994
- 2 Jared Cook, 2021
- Austin Ekeler, 2021
- Melvin Gordon, 2018
- Antonio Gates, 2018
- 1 (36x) Last: Trey Pipkins, 2023

### Most, Game

- 2\* Ladarius Green, Oct. 25, 2015 vs. Oakland
- 1 (44x) Last: Trey Pipkins, Sept. 17, 2023 at Ten.

## FIELD GOALS

### Most Seasons Leading League

- 1 Nate Kaeding, 2009
- John Carney, 1994

### Most, Career

- 261 John Carney, 1990-2000
- 180 Nate Kaeding, 2004-12
- 146 Rolf Benirschke, 1977-86

### Most, Season

- 34 Nick Novak, 2013
- John Carney, 1994
- 32 Nate Kaeding, 2009
- 31 Cameron Dicker, 2023
- John Carney, 1993, 1999

### Most, Game

- 6 (3x) Last: G.Davis, Oct. 5, 1997 at Oakland
- 5 (13x) Last: C.Dicker, Oct. 21, 2024 at Arizona
- 4 (39x) Last: C.Dicker, Oct. 21, 2024 at Arizona

### Most, Game, No Misses

- 6 (3x) Last: G.Davis, Oct. 5, 1997 at Oakland
- 5 (12x) Last: C.Dicker, Oct. 21, 2024 at Arizona
- 4 (28x) Last: C.Dicker, Oct. 21, 2024 at Arizona

### Highest Percentage, Career (min. 100 att.)

- 87.0 Nate Kaeding, 2004-12 (180-of-207)
- 84.6 Nick Novak, 2011-14, '17 (110-of-130)
- 81.6 John Carney, 1990-2000 (261-of-320)

### Highest Percentage, Season (min. 15 att.)

- 95.0 Cameron Dicker, 2022 (19-of-20)
- 93.9 Cameron Dicker, 2023 (31-of-33)
- 93.8 Michael Badgley, 2018 (15-of-16)

### Most Consecutive

- 32 Nick Novak, 2013-14
- 29 John Carney, 1992-93
- 22 Nate Kaeding, 2009-10

### Most Attempts, Career

- 320 John Carney, 1990-2000
- 208 Rolf Benirschke, 1977-86
- 207 Nate Kaeding, 2004-12

### Most Attempts, Season

- 40 John Carney, 1993
- 39 Michael Badgley, 2020
- 38 John Carney, 1994

### Most Attempts, Game

- 7 Dick Van Raaphorst, Oct. 8, 1966 at N.Y. Jets
- 6 (6x) Last: Steve Christie, Dec. 1, 2002 vs. Den.
- 5 (27x) Last: C.Dicker, Oct. 21, 2024 at Arizona

### Longest

- 59 Cameron Dicker, Oct. 21, 2024 at Arizona
- Michael Badgley, Dec. 9, 2018 vs. Cincinnati
- 57 Nate Kaeding, Dec. 21, 2008 at Tampa Bay
- 55 Cameron Dicker, Nov. 6, 2023 at N.Y. Jets
- Cameron Dicker, Oct. 22, 2023 at Kansas City
- Nate Kaeding, Nov. 29, 2009 vs. Kansas City



## RUSHING YARDS

### Most Seasons Leading League

- 2 LaDainian Tomlinson, 2006, 2007
- 1 Dick Post, 1968  
Paul Lowe, 1965

### Most, Career

- 12,490 LaDainian Tomlinson, 2001-09
- 4,972 Paul Lowe, 1960-68
- 4,355 Austin Ekeler, 2017-23

### Most, Season

- 1,815 LaDainian Tomlinson, 2006
- 1,683 LaDainian Tomlinson, 2002
- 1,645 LaDainian Tomlinson, 2003

### Most, Game

- 243 LaDainian Tomlinson, Dec. 28, 2003 vs. Oak.
- 220 LaDainian Tomlinson, Dec. 1, 2002 vs. Denver
- 217 LaDainian Tomlinson, Sept. 29, 2002 vs. N.E.  
Gary Anderson, Dec. 18, 1988 vs. Kansas City

### Most Games 100 Yards or More, Career

- 46 LaDainian Tomlinson, 2001-09
- 15 Natrone Means, 1993-99  
Paul Lowe, 1960-68
- 12 Ryan Mathews, 2010-14

### Most Games 100 Yards or More, Season

- 10 LaDainian Tomlinson, 2006
- 7 LaDainian Tomlinson, 2002  
Don Woods, 1974
- 6 Ryan Mathews, 2013  
LaDainian Tomlinson, 2007  
LaDainian Tomlinson, 2004  
LaDainian Tomlinson, 2003  
Natrone Means, 1994

### Most Consecutive Games, 100 Yards or More

- 9 LaDainian Tomlinson, 2006
- 5 Natrone Means, 1994
- 4 LaDainian Tomlinson, 2007

### Most Games 200 Yards or More, Career

- 4 LaDainian Tomlinson, 2001-09
- 1 Gary Anderson, 1985-88

### Longest Run

- 87t Melvin Gordon, Oct. 29, 2017 at New England  
Paul Lowe, Sept. 10, 1961 at Dallas Texans
- 86t Keith Lincoln, Sept. 30, 1962 at Oakland
- 85t LaDainian Tomlinson, Dec. 17, 2006 vs. K.C.

## RUSHING TOUCHDOWNS

### Most Seasons Leading League

- 3 LaDainian Tomlinson, 2004, 2006, 2007
- 1 Chuck Muncie, 1981  
Paul Lowe, 1961, 1965

### Most, Career

- 138 LaDainian Tomlinson, 2001-09
- 43 Chuck Muncie, 1980-84
- 39 Austin Ekeler, 2017-23

### Most, Season

- 28\* LaDainian Tomlinson, 2006
- 19 Chuck Muncie, 1981
- 18 LaDainian Tomlinson, 2005

### Most, Game

- 4 LaDainian Tomlinson, Oct. 14, 2007 vs. Oak.  
LaDainian Tomlinson, Nov. 12, 2006 at Cin.  
LaDainian Tomlinson, Oct. 15, 2006 at S.F.  
Chuck Muncie, Nov. 29, 1981 vs. Denver  
Clarence Williams, Sept. 16, 1979 vs. Buffalo
- 3 (22x), Last: M.Gordon, Oct. 15, 2018 at Cle.
- 2 (125x), Last: J.Dobbins, Nov. 3, 2024 at Cle.

### Most Consecutive Games

- 18\* LaDainian Tomlinson, 2004-05
- 9 Natrone Means, 1993-94
- 8 LaDainian Tomlinson, 2006

## RUSHING AVERAGE

### Most Seasons Leading League (min. 100 att.)

- 2 Paul Lowe, 1960, 1965
- 1 Dickie Post, 1968  
Brad Hubbard, 1967  
Keith Lincoln, 1963

### Highest, Career (minimum 500 att.)

- 4.90 Paul Lowe, 1960-68
- 4.71 Keith Lincoln, 1961-66, '68
- 4.43 Dickie Post, 1967-70

### Highest, Season (minimum 100 att.)

- 6.45 Keith Lincoln, 1963
- 6.29 Paul Lowe, 1960
- 5.71 Paul Lowe, 1963

### Highest, Game (minimum 10 att.)

- 14.7 Michael Turner, Oct. 7, 2007 at Denver
- 13.8 Keith Lincoln, Sept. 30, 1962 at Oakland
- 13.5 J.K. Dobbins, Sept. 8, 2024 vs. Las Vegas

## RUSHING ATTEMPTS

### Most, Career

- 2,880 LaDainian Tomlinson, 2001-09
- 1,059 Melvin Gordon, 2015-19
- 1,031 Marion Butts, 1989-93

### Most, Season

- 372 LaDainian Tomlinson, 2002
- 348 LaDainian Tomlinson, 2006
- 343 Natrone Means, 1994

### Most, Game

- 39 LaDainian Tomlinson, Oct. 20, 2002 at Oak.  
Marion Butts, Dec. 17, 1989 at Kansas City
- 37 (3x) Last: L.Tomlinson, Nov. 21, 2004 at Oak.
- 36 LaDainian Tomlinson, Sept. 9, 2001 vs. Was.  
Gary Brown, Oct. 5, 1997 at Oakland

## PASSING ATTEMPTS

### Most Seasons Leading League

- 2 Dan Fouts, 1980, 1981  
John Hadl, 1968, 1971
- 1 Philip Rivers, 2015

### Most, Career

- 7,591 Philip Rivers, 2004-19
- 5,604 Dan Fouts, 1973-87
- 3,640 John Hadl, 1962-72

### Most, Season

- 699 Justin Herbert, 2022
- 672 Justin Herbert, 2021
- 661 Philip Rivers, 2015

### Most, Game

- 65 Philip Rivers, Oct. 18, 2015 at Green Bay
- 64 Justin Herbert, Jan. 9, 2022 at Las Vegas (OT)
- 58 Philip Rivers, Oct. 25, 2015 vs. Oakland  
Mark Herrmann, Dec. 22, 1985 at K.C.

## PASS COMPLETIONS

### Most Seasons Leading League

- 2 Dan Fouts, 1980, 1981  
John Hadl, 1968, 1971
- 1 Philip Rivers, 2015

### Most, Career

- 4,908 Philip Rivers, 2004-19
- 3,297 Dan Fouts, 1973-1987
- 1,824 John Hadl, 1962-1972

### Most, Season

- 477 Justin Herbert, 2022
- 443 Justin Herbert, 2021
- 437 Philip Rivers, 2015

### Most, Game

- 43 Philip Rivers, Oct. 18, 2015 at Green Bay
- 40 Justin Herbert, Sept. 24, 2023 at Minnesota
- 39 Justin Herbert, Dec. 11, 2022 vs. Miami

### Most Consecutive

- 25\* Philip Rivers, Nov. 25, 2018 vs. Arizona
- 22 Philip Rivers, Sept. 13, 2015 vs. Detroit –  
Sept. 20, 2015 at Cincinnati
- 20 Philip Rivers, Sept. 13, 2015 vs. Detroit

## COMPLETION PERCENTAGE

### Most Seasons Leading League (min. 140 att.)

- 1 Philip Rivers, 2013  
Mark Herrmann, 1985  
Dan Fouts, 1979  
Tobin Rote, 1963

### Highest, Career (minimum 500 att.)

- 66.5 Justin Herbert, 2020-24
- 64.7 Philip Rivers, 2004-19
- 62.2 Drew Brees, 2001-05

### Highest, Season (minimum 140 att.)

- 69.5 Philip Rivers, 2013
- 68.2 Justin Herbert, 2022
- 68.3 Philip Rivers, 2018

### Highest, Game (minimum 20 att.)

- 96.6 Philip Rivers, Nov. 25, 2018 vs. Ari. (28-of-29)
- 90.0 Philip Rivers, Nov. 1, 2012 vs. K.C. (18-of-20)
- 88.0 Drew Brees, Oct. 31, 2004 vs. Oak. (22-of-25)

## PASSING YARDS

### Most Seasons Leading League

- 4 Dan Fouts, 1979, 1980, 1981, 1982
- 3 John Hadl, 1965, 1968, 1971
- 1 Philip Rivers, 2010

### Most, Career

- 59,271 Philip Rivers, 2004-19
- 43,040 Dan Fouts, 1973-87
- 26,938 John Hadl, 1962-72

### Most, Season

- 5,014 Justin Herbert, 2021
- 4,802 Dan Fouts, 1981
- 4,792 Philip Rivers, 2015

### Most, Game

- 503 Philip Rivers, Oct. 18, 2015 at Green Bay
- 455 Philip Rivers, Sept. 26, 2010 at Seattle
- 444 Dan Fouts, Dec. 11, 1982 at San Francisco  
Dan Fouts, Oct. 19, 1980 vs. N.Y. Giants

### Most Games 300 Yards or More, Career

- 70 Philip Rivers, 2004-19
- 51 Dan Fouts, 1973-87
- 26 Justin Herbert, 2020-24

### Most Games 300 Yards or More, Season

- 9 Justin Herbert, 2021
- 8 Justin Herbert, 2020  
Philip Rivers, 2015, 2019  
Dan Fouts, 1980
- 7 Dan Fouts, 1981, 1985

### Most Consecutive Games, 300 Yards or More

- 5 Philip Rivers, 2015
- 4 Dan Fouts, 1979, 1980-81
- 3 Justin Herbert, 2020-21, 2021, 2022  
Philip Rivers, 2010-11, 2016, 2017  
Dan Fouts, 1980, 1985  
John Hadl, 1967

### Most Games 400 Yards or More, Career

- 11 Philip Rivers, 2004-19
- 6 Dan Fouts, 1973-87
- 1 Justin Herbert, 2020-24  
Jim Harbaugh, 1999-2000

### Longest Completion

- 99t\* Stan Humphries, Sept. 18, 1994 at Seattle
- 91t Jack Kemp, Nov. 12, 1961 at Denver
- 88t Ed Luther, Dec. 3, 1984 vs. Chicago

## TOUCHDOWN PASSES

### Most Seasons Leading League

- 2 Dan Fouts, 1981, 1982  
John Hadl, 1968, 1971
- 1 Philip Rivers, 2008

### Most, Career

- 397 Philip Rivers, 2004-19
- 254 Dan Fouts, 1973-87
- 201 John Hadl, 1962-72

### Most, Season

- 38 Justin Herbert, 2021
- 34 Philip Rivers, 2008
- 33 Philip Rivers, 2017-18  
Dan Fouts, 1981

### Most, Game

- 6 Dan Fouts, Nov. 22, 1981 at Oakland
- 5 (4x), Last: Drew Brees, Oct. 31, 2004 vs. Oak.
- 4 (32x), Last: J.Herbert, Nov. 12, 2023 vs. Det.

### Most Consecutive Games

- 28 Philip Rivers, 2012-14
- 27 Philip Rivers, 2017-18
- 26 Justin Herbert, 2020-23

## INTERCEPTIONS THROWN

### Most Seasons Leading League (Most INTs)

- 2 Philip Rivers, 2014, 2016  
John Hadl, 1968, 1972

### Most, Career

- 242 Dan Fouts, 1973-87
- 211 John Hadl, 1962-72
- 198 Philip Rivers, 2004-19

### Most, Season

- 32 John Hadl, 1968
- 26 John Hadl, 1972
- 25 John Hadl, 1971  
Jack Kemp, 1960

### Most, Game

- 6 Ed Luther, Oct. 31, 1983 vs. Washington  
John Hadl, Dec. 8, 1968 vs. Kansas City
- 5 (9x), Last: C.Wheilihan, Dec. 13, 1998 at Sea.
- 4 (33x), Last: P.Rivers, Nov. 18, 2019 vs. K.C.

### Fewest, Season (minimum 150 att.)

- 1 Justin Herbert, 2024 (223 att.)  
Easton Stick, 2023 (174 att.)
- 3 Ed Luther, 1984 (151 att.)
- 4 Doug Flutie, 2003 (167 att.)  
John Friesz, 1993 (238 att.)

### Most Consecutive Attempts, None Intercepted

- 233 Justin Herbert, Dec. 26, 2022-Oct. 1, 2023
- 194 Drew Brees, Oct. 17-Dec. 5, 2004
- 192 Justin Herbert, Sept. 15, 2024-Nov. 3, 2024

### Lowest Percentage, Season (minimum 150 att.)

- 0.4 Justin Herbert, 2024
- 0.6 Easton Stick, 2023
- 1.4 Justin Herbert, 2022
- 1.5 Justin Herbert, 2023

## PASSER RATING

### Most Seasons Leading League (min. 300 att.)

- 1 Philip Rivers, 2008

### Highest, Career (minimum 500 att.)

- 96.2 Justin Herbert, 2020-24
- 95.1 Philip Rivers, 2004-19
- 84.9 Drew Brees, 2001-05

### Highest, Season (minimum 300 att.)

- 105.5 Philip Rivers, 2008, 2013, 2018
- 104.8 Drew Brees, 2004
- 104.4 Philip Rivers, 2009

### Highest, Game (minimum 20 att.)

- 157.1 Dan Fouts, Sept. 7, 1981 at Cleveland
- 154.4 Philip Rivers, Dec. 8, 2019 at Jacksonville
- 153.1 Drew Brees, Oct. 31, 2004 vs. Oakland

## RECEIVING YARDS

### Most Seasons Leading League

- 3 Lance Alworth, 1965, 1966, 1968
- 1 Wes Chandler, 1982  
John Jefferson, 1980

### Most, Career

- 11,841 Antonio Gates, 2003-18
- 10,530 Keenan Allen, 2013-23
- 9,584 Lance Alworth, 1962-70

### Most, Season

- 1,602 Lance Alworth, 1965
- 1,393 Keenan Allen, 2017
- 1,383 Lance Alworth, 1966

### Most, Game

- 260 Wes Chandler, Dec. 20, 1982 vs. Cincinnati
- 243 Wes Chandler, Sept. 15, 1985 vs. Seattle
- 232 Lance Alworth, Oct. 20, 1963 at Kansas City

### Most Games 100 Yards or More, Career

- 41 Lance Alworth, 1962-70
- 38 Keenan Allen, 2013-23
- 24 Kellen Winslow, 1979-87

### Most Games 100 Yards or More, Season

- 9 Lance Alworth, 1965
- 8 Lance Alworth, 1966
- 7 Keenan Allen, 2017  
John Jefferson, 1980

### Most Consecutive Games, 100 Yards or More

- 5 Lance Alworth, 1966
- 4 Keenan Allen, 2017  
Wes Chandler, 1982  
John Jefferson, 1979-80  
Charlie Joiner, 1976  
Lance Alworth, 1968  
Lance Alworth, 1965
- 3 Keenan Allen, 2023  
Kellen Winslow, 1982  
Kellen Winslow, 1980  
John Jefferson, 1980  
John Jefferson, 1979  
Gary Garrison, 1971  
Lance Alworth, 1967  
Lance Alworth, 1965  
Lance Alworth, 1964

### Most Games 200 Yards or More, Career

- 5\* Lance Alworth, 1962-70
- 2 Wes Chandler, 1981-87
- 1 Keenan Allen, 2013-23  
Malcom Floyd, 2004-15

### Longest Reception

- 99t\* Tony Martin, Sept. 18, 1994 at Seattle
- 91t Keith Lincoln, Nov. 12, 1961 at Denver
- 88t Bobby Duckworth, Dec. 3, 1984 at Chicago

## RECEIVING AVERAGE

### Most Seasons Leading League (min. 35 rec.)

- 1 Mike Williams, 2019  
Malcom Floyd, 2011  
Wes Chandler, 1982  
Gary Garrison, 1970  
Lance Alworth, 1965

### Average per Catch, Career (minimum 250 rec.)

- 19.4 Lance Alworth, 1962-70
- 18.6 Gary Garrison, 1966-76
- 17.5 Vincent Jackson, 2005-11

### Average per Catch, Season (minimum 35 rec.)

- 23.2 Lance Alworth, 1965
- 22.9 Gary Garrison, 1970
- 21.2 Gary Garrison, 1968, 1971

### Highest, Game (minimum 5 rec.)

- 36.0 Lance Alworth, Nov. 2, 1963 at New York Jets
- 33.6 Lance Alworth, Nov. 15, 1964 at Kansas City
- 32.0 Lance Alworth, Dec. 19, 1965 vs. Oakland

## RECEPTIONS

### Most Seasons Leading League

- 3 Lance Alworth, 1966, 1968, 1969
- 2 Kellen Winslow, 1980, 1981

### Most, Career

- 955 Antonio Gates, 2003-18
- 904 Keenan Allen, 2013-23
- 586 Charlie Joiner, 1976-86

### Most, Season

- 108 Keenan Allen, 2023
- 107 Austin Ekeler, 2022
- 106 Keenan Allen, 2021

### Most, Game

- 18 Keenan Allen, Sept. 24, 2023 at Minnesota
- 16 Keenan Allen, Nov. 22, 2020 vs. N.Y. Jets
- 15 Austin Ekeler, Oct. 6, 2019 vs. Denver  
Keenan Allen, Sept. 13, 2015 vs. Detroit  
Kellen Winslow, Oct. 7, 1984 at Green Bay

### Most Consecutive Games With a Catch

- 96 Lance Alworth, 1962-69
- 80 Antonio Gates, 2003-08
- 78 Charlie Joiner, 1978-84

## RECEIVING TOUCHDOWNS

### Most Seasons Leading League

- 3 Lance Alworth, 1964, 1965, 1966
- 2 John Jefferson, 1978, 1980
- 1 Tony Martin, 1996  
Wes Chandler, 1982

### Most, Career

- 116 Antonio Gates, 2003-18
- 81 Lance Alworth, 1962-70
- 59 Keenan Allen, 2013-23

### Most, Season

- 14 Tony Martin, 1996  
Lance Alworth, 1965
- 13 Antonio Gates, 2004  
John Jefferson, 1978, 1980  
Lance Alworth, 1964, 1966
- 12 Antonio Gates, 2014  
Gary Garrison, 1970

### Most, Game

- 5\* Kellen Winslow, Nov. 22, 1981 at Oakland
- 4 Lance Alworth, Dec. 1, 1968 at Denver
- 3 (14x) Last: D.Woodhead, Dec. 20, 2015 vs. Mia.

### Most Consecutive Games

- 9 Antonio Gates, 2009-10  
Lance Alworth, 1963
- 7 Lance Alworth, 1967
- 6 John Jefferson, 1980  
Lance Alworth, 1964

## SCRIMMAGE YARDS

### Most Seasons Leading League

- Lance Alworth, 1965, 1968
- LaDainian Tomlinson, 2003

### Most, Career

- 16,445 LaDainian Tomlinson, 2001-09  
11,841 Antonio Gates, 2003-18  
10,643 Keenan Allen, 2013-23

### Most, Season

- 2,370 LaDainian Tomlinson, 2003  
2,323 LaDainian Tomlinson, 2006  
2,172 LaDainian Tomlinson, 2002

### Most, Game

- 271 LaDainian Tomlinson, Dec. 1, 2002 vs. Den.  
261 Melvin Gordon, Nov. 6, 2016 vs. Tennessee  
260 LaDainian Tomlinson, Dec. 28, 2003 vs. Oak.  
Wes Chandler, Dec. 20, 1982 vs. Cincinnati

### Most Games 100 Yards or More, Career

- 79 LaDainian Tomlinson, 2001-09  
44 Lance Alworth, 1962-70  
39 Keenan Allen, 2013-23

### Most Games 100 Yards or More, Season

- 14 LaDainian Tomlinson, 2006  
11 LaDainian Tomlinson, 2003  
10 Ryan Mathews, 2011  
LaDainian Tomlinson, 2004  
LaDainian Tomlinson, 2002

### Most Consecutive Games, 100 Yards or More

- 11 LaDainian Tomlinson, 2006  
6 Melvin Gordon, 2018  
Ryan Mathews, 2011  
LaDainian Tomlinson, 2007  
LaDainian Tomlinson, 2004  
5 Natrone Means, 1994  
Lydell Mitchell, 1978

### Most Games 200 Yards or More, Career

- 12 LaDainian Tomlinson, 2001-09  
5 Lance Alworth, 1962-70  
2 Lionel James, 1984-88  
Wes Chandler, 1981-87

## INTERCEPTIONS

### Most Seasons Leading League

- Casey Hayward, 2016
- Eric Weddle, 2011
- Antonio Cromartie, 2007

### Most, Career

- 42 Gill Byrd, 1983-92  
29 Dick Harris, 1960-65  
26 Rodney Harrison, 1994-2002

### Most, Season

- 10 Antonio Cromartie, 2007  
9 Charlie McNeil, 1961  
8 (4x) Last: Ryan McNeil, 2001

### Most, Game

- 3 Antonio Cromartie, Nov. 11, 2007 vs. Ind.  
Dwayne Harper, Nov. 27, 1995 vs. Oakland  
Pete Shaw, Nov. 2, 1980 at Cincinnati  
Clarence Duren, Oct. 30, 1977 at Miami  
Chris Fletcher, Nov. 30, 1975 at Denver (OT)  
Joe Beauchamp, Sept. 24, 1972 vs. Denver  
Leslie "Speedy" Duncan, Sept. 25, 1966 at Oak.  
Bud Whitehead, Oct. 10, 1965 at Buffalo  
Dick Harris, Nov. 17, 1963 at Buffalo  
C.McNeil, Sept. 24, 1961 vs. Houston Oilers  
C.McNeil, Dec. 18, 1960 vs. Titans of N.Y.  
2 (86x) Last: Kyzir White, Oct. 17, 2021 at Bal.

### Most Consecutive Games

- 5 Charlie McNeil, 1961  
4 Greg Jackson, 1998  
Gill Byrd, 1989  
Mike Fuller, 1977  
Bryant Salter, 1972  
3 (18x) Last: Stephen Cooper, 2008

## INTERCEPTION RETURN YARDS

### Most Seasons Leading League

- Vencie Glenn, 1987
- Charlie McNeil, 1961

### Most, Career

- 546 Gill Byrd, 1983-92  
502 Charlie McNeil, 1960-64  
477 Kenny Graham, 1964-69

### Most, Season

- 349 Charlie McNeil, 1961  
224 Stanley Richard, 1994  
166 Vencie Glenn, 1987

### Most, Game

- 177\* Charlie McNeil, Sept. 24, 1961 vs. Hou. Oilers  
106 Woodrow Lowe, Nov. 18, 1979 vs. Pittsburgh  
103 Vencie Glenn, Nov. 29, 1987 vs. Denver

### Longest Return

- 103t Vencie Glenn, Nov. 29, 1987 vs. Denver  
102t Donald Frank, Oct. 31, 1993 at L.A. Raiders  
100t Leslie "Speedy" Duncan, Oct. 15, 1967 vs. K.C.

## INTERCEPTION TOUCHDOWNS

### Most Seasons Leading League

- Clinton Hart, 2005
- Jeffery Dale, 1985
- John Hendy, 1985
- Gill Byrd, 1984
- Woodrow Lowe, 1979
- Fred Dean, 1977
- Leroy Jones, 1977
- Kenny Graham, 1969
- Joe Beauchamp, 1968
- Earl Faison, 1964
- Henry Schmidt, 1964
- Claude Gibson, 1962
- Dick Harris, 1961

### Most, Career

- 5 Kenny Graham, 1964-69  
Dick Harris, 1960-65  
4 Woodrow Lowe, 1976-86  
3 Eric Weddle, 2007-15  
Joe Beauchamp, 1966-75

### Most, Season

- 3 Dick Harris, 1961  
2 (9x) Last: Demorrio Williams, 2012  
1 (77x) Last: Bryce Callahan, 2022

### Most, Game

- 1 (98x) Last: B.Callahan, Dec. 4, 2022 at L.V.

## SACKS

### Most Seasons Leading League

- Shawne Merriman, 2006

### Most, Career

- 105.5 Leslie O'Neal, 1986-95  
69.5 Shaun Phillips, 2004-12  
69.0 Joey Bosa, 2016-24

### Most, Season

- 17.5 Gary Johnson, 1980  
17.0 Khalil Mack, 2023  
Shawne Merriman, 2006  
Leslie O'Neal, 1992  
Steve DeLong, 1969  
15.5 Fred Dean, 1978

### Most, Game (since 1982)

- 6.0 Khalil Mack, Oct. 1, 2023 vs. Las Vegas  
5.0 Leslie O'Neal, Nov. 16, 1986 vs. Dallas  
4.0 Antwan Barnes, Dec. 18, 2011 vs. Baltimore  
Shaun Phillips, Oct. 3, 2010 vs. Arizona  
Leslie O'Neal, Oct. 22, 1995 at Seattle  
Leslie O'Neal, Dec. 6, 1992 at Phoenix  
Leslie O'Neal, Dec. 22, 1991 vs. Denver

## PUNTS

### Most Seasons Leading League

- Paul Maguire, 1962

### Most, Career

- 771 Darren Bennett, 1995-2003  
756 Mike Scifres, 2003-15  
519 Dennis Partee, 1968-75

### Most, Season

- 95 Darren Bennett, 1998  
92 Darren Bennett, 2000  
89 Darren Bennett, 1997, 1999

### Most, Game

- 11 (5x), Last: D.Bennett, Oct. 11, 1998 at Oak.  
10 (10x) Last: D.Kaser, Nov. 12, 2017 at Jax.  
9 (14x), Last: D.Kaser, Dec. 24, 2017 at N.Y. Jets

## PUNT YARDS

### Most Seasons Leading League

- Paul Maguire, 1962

### Most, Career

- 34,152 Mike Scifres, 2003-15  
33,776 Darren Bennett, 1995-2003  
21,417 Dennis Partee, 1968-75

### Most, Season

- 4,248 Darren Bennett, 2000  
4,174 Darren Bennett, 1998  
3,972 Darren Bennett, 1997

### Most, Game

- 522 Darren Bennett, Oct. 11, 1998 at Oakland  
493 Mike Scifres, Nov. 18, 2012 at Denver  
492 Dennis Partee, Nov. 10, 1974 at Kansas City  
**Longest Punt**  
83 JK Scott, Dec. 10, 2023 vs. Denver  
82 Paul Maguire, Nov. 19, 1961 vs. Dallas Texans  
73 Dennis Partee, Oct. 17, 1971 at Denver

## PUNTING AVERAGE

### Most Seasons Leading League (min. 50 punts)

- Darren Bennett, 2000

### Highest, Career (minimum 100 punts)

- 47.4 Drew Kaser, 2016-18  
46.5 Ty Long, 2019-21  
45.8 JK Scott, 2022-24  
45.2 Mike Scifres, 2003-15

### Highest, Season (minimum 50 punts)

- 48.3 Mike Scifres, 2012  
48.1 Drew Kaser, 2017  
46.8 Ty Long, 2020

### Highest, Game (minimum 4 punts)

- 59.5 Mike Scifres, Oct. 17, 2010 at St. Louis  
Darren Bennett, Oct. 1, 1995 at Pittsburgh  
57.4 JK Scott, Dec. 10, 2023 vs. Denver  
57.3 JK Scott, Oct. 27 2024 vs. New Orleans

## PUNT RETURN YARDS

### Most Seasons Leading League

- Leslie "Speedy" Duncan, 1965

### Most, Career

- 2,388 Mike Fuller, 1975-80  
1,651 Leslie "Speedy" Duncan, 1964-70  
1,407 Darrien Gordon, 1993-96

### Most, Season

- 537 Darrien Gordon, 1996  
489 Eric Metcalf, 1997  
475 Darrien Gordon, 1994

### Most, Game

- 168 Eric Metcalf, Nov. 2, 1997 at Cincinnati  
136 Mike Fuller, Nov. 21, 1976 at Buffalo  
133 Andre Coleman, Sept. 17, 1995 at Philadelphia  
**Longest Return**  
95t Leslie "Speedy" Duncan, Nov. 24, 1968 vs. NYJ  
90t Darrien Gordon, Sept. 25, 1994 at L.A. Raiders  
88t Andre Coleman, Sept. 17, 1995 at Philadelphia  
Mike Fuller, Oct. 9, 1977 at New Orleans



## PUNT RETURN AVERAGE

### Most Seasons Leading League (min. 20 ret.)

- 1 Derius Davis, 2023
- Ron Smith, 1973
- Leslie "Speedy" Duncan, 1965

### Highest, Career (minimum 50 ret.)

- 13.7 Darrien Gordon, 1993-96
- 12.0 Leslie "Speedy" Duncan, 1964-70
- 11.3 Mike Fuller, 1975-80

### Highest, Season (minimum 20 ret.)

- 16.0 Derius Davis, 2023
- 15.5 Leslie "Speedy" Duncan, 1965
- 14.9 Darrien Gordon, 1996

## PUNT RETURN TOUCHDOWNS

### Most Seasons Leading League

- 2 Leslie "Speedy" Duncan, 1965, 1966
- 1 Derius Davis, 2023
- Desmond King, 2018
- Eric Metcalf, 1997
- Andre Coleman, 1995
- Darrien Gordon, 1994
- Nate Lewis, 1990
- Kitrick Taylor, 1990
- Ron Smith, 1973

### Most, Career

- 4 Leslie "Speedy" Duncan, 1964-70
- 3 Eric Metcalf, 1997
- Darrien Gordon, 1993-96
- 2 (5x) Last: Desmond King, 2017-19

### Most, Season

- 3 Eric Metcalf, 1997
- 2 (3x) Last: Darrien Gordon, 1994
- 1 (20x) Last: Derius Davis, 2023

### Most, Game

- 2\* Eric Metcalf, Nov. 2, 1997 at Cincinnati
- 1 (26x) Last: Derius Davis, Nov. 6, 2023 at NYJ

## PUNT RETURNS

### Most, Career

- 212 Mike Fuller, 1975-80
- 138 Leslie "Speedy" Duncan, 1964-70
- 124 Lionel James, 1984-88

### Most, Season

- 46 Mike Fuller, 1979
- 45 Eric Metcalf, 1997
- 39 Mike Fuller, 1978

### Most, Game

- 8 (4x) Last: Leon Johnson, Dec. 7, 2003 at Det.
- 7 (4x) Last: M.Fuller, Dec. 17, 1978 at Hou. Oilers
- 6 (9x) Last: J.Herndon, Dec. 20, 2015 vs. Mia.

### Most Fair Catches, Season

- 29 Derius Davis, 2023
- 25 Travis Benjamin, 2017
- 24 Kenny Graham, 1969

### Most Fair Catches, Game

- 6 Derius Davis, Dec. 10, 2023 vs. Denver
- Phil McConkey, Dec. 17, 1989 at Kansas City
- 5 Travis Benjamin, Oct. 22, 2017 vs. Denver
- Jeff Graham, Sept. 3, 2000 at Oakland
- Kenny Graham, Oct. 4, 1969 vs. Cincinnati

## KICKOFF RETURN YARDS

### Most Seasons Leading League

- 1 Ronney Jenkins, 2001
- Lionel James, 1984
- James Brooks, 1982

### Most, Career

- 6,469 Darren Sproles, 2005-10
- 3,997 Ronney Jenkins, 2000-02
- 3,914 Andre Coleman, 1994-96

### Most, Season

- 1,541 Ronney Jenkins, 2001
- 1,531 Ronney Jenkins, 2000
- 1,528 Darren Sproles, 2005

### Most, Game

- 250 Ronney Jenkins, Nov. 18, 2001 at Oakland
- 221 Ronney Jenkins, Sept. 10, 2000 vs. N.O.
- 215 Richard Goodman, Jan. 1, 2012 at Oakland

### Longest Return

- 105t Richard Goodman, Jan. 1, 2012 at Oakland
- 103t Darren Sproles, Sept. 14, 2008 at Denver
- Keith Lincoln, Sept. 16, 1962 vs. Titans of N.Y.
- 101t Andre Roberts, Jan. 2, 2022 vs. Denver

## KICKOFF RETURN AVERAGE

### Most Seasons Leading League (min. 10 ret.)

- 1 Jimmy Warren, 1964

### Highest, Career (minimum 75 ret.)

- 25.3 Leslie "Speedy" Duncan, 1964-70
- 25.1 Darren Sproles, 2005-10
- 24.2 Ronney Jenkins, 2000-02

### Highest, Season (minimum 10 ret.)

- 32.8 Andre Roberts, 2021
- 29.7 Antonio Cromartie, 2006
- 28.9 Nasir Adderley, 2020

## KICKOFF RETURN TOUCHDOWNS

### Most Seasons Leading League

- 2 Anthony Miller, 1988, 1989
- 1 Richard Goodman, 2011
- Ronney Jenkins, 2001
- Andre Coleman, 1995
- Nate Lewis, 1991
- Jamie Holland, 1988
- Keith Lincoln, 1962

### Most, Career

- 4 Andre Coleman, 1994-96
- 3 Ronney Jenkins, 2000-02
- 2 Darren Sproles, 2005-10
- Anthony Miller, 1988-93

### Most, Season

- 2 Ronney Jenkins, 2001
- Andre Coleman, 1995
- Andre Coleman, 1994
- 1 (14x) Last: Andre Roberts, 2021

### Most, Game

- 1 (20x) Last: A.Roberts, Jan. 2, 2022 vs. Den.

## KICKOFF RETURNS

### Most Seasons Leading League

- 1 Lionel James, 1984
- James Brooks, 1982

### Most, Career

- 258 Darren Sproles, 2005-10
- 166 Andre Coleman, 1994-96
- 165 Ronney Jenkins, 2000-02

### Most, Season

- 67 Ronney Jenkins, 2000
- 63 Darren Sproles, 2005
- 62 Andre Coleman, 1995

### Most, Game

- 8 (5x) Last: Darren Sproles, Oct. 26, 2008 at N.O. in London
- 7 (13x) Last: D.Sproles, Oct. 19, 2009 vs. Den.
- 6 (36x) Last: R.Goodman, Jan. 1, 2012 at Oak.

## COMBINED KICK & PUNT RETURN YARDS

### Most Seasons Leading League

- 1 James Brooks, 1982
- Leslie "Speedy" Duncan, 1965

### Most, Career

- 7,404 Darren Sproles, 2005-10
- 5,037 Leslie "Speedy" Duncan, 1964-70
- 4,240 Andre Coleman, 1994-96

### Most, Season

- 1,737 Andre Coleman, 1995
- 1,636 Darren Sproles, 2005
- 1,625 Darren Sproles, 2008

## COMBINED KICK & PUNT RETURNS

### Most Seasons Leading League

- 1 Leslie "Speedy" Duncan, 1965

### Most, Career

- 372 Darren Sproles, 2005-10
- 289 Mike Fuller, 1975-80
- 272 Leslie "Speedy" Duncan, 1964-70

### Most, Season

- 90 Andre Coleman, 1995
- 81 Darren Sproles, 2005
- 80 Darren Sproles, 2009

## SERVICE

### Most Seasons

- 17 David Binn, 1994-2010
- 16 Philip Rivers, 2004-19
- Antonio Gates, 2003-18
- 15 Dan Fouts, 1973-87
- Russ Washington, 1968-82
- 14 Don Macek, 1976-89
- Doug Wilkerson, 1971-84

### Most Games

- 256 David Binn, 1994-10
- 236 Antonio Gates, 2003-18
- 228 Philip Rivers, 2004-19
- 200 Junior Seau, 1990-2002
- Russ Washington, 1968-82

### Most Consecutive Games

- 225 Philip Rivers, 2005-19
- 179 David Binn, 1994-10
- 178 Russ Washington, 1968-80

### Most Consecutive Starts

- 224 Philip Rivers, 2006-19
- 148 Russ Washington, 1970-80
- 140 Walt Sweeney, 1964-73



# TEAM RECORDS

\*NFL Record | †strike-shortened 1982 season

## GAMES WON

### Most, Season

- 14 2006
- 13 2009
- 12 1961, 1979, 2004, 2018

### Fewest, Season

- 1 2000
- 2 1973, 1975
- 4 1962, 1972, 1986, 1991, 1997, 2003, 2015

### Most Consecutive

- 15 Nov. 27, 1960–Dec. 3, 1961
- 11 (3x) Last: Oct. 25, 2009–Jan. 3, 2010
- 8 (7x) Last: Oct. 25, 2004–Dec. 13, 2004

### Most Consecutive at Home

- 10 Nov. 5, 1978–Nov. 25, 1979
- 9 (3x) Last: Sept. 17, 2006–Sept. 9, 2007
- 8 (4x) Last: Sept. 17, 2006–Dec. 31, 2006

### Most Consecutive on Road

- 11 Oct. 2, 1960–Nov. 12, 1961
- 6 (4x) Last: Oct. 14, 2018 –Dec. 30, 2018
- 5 (5x) Last: Oct. 14, 2018 –Dec. 13, 2018

### Most Consecutive at Start of Season

- 11 1961
- 6 1994
- 4 1966, 1980, 2002

## GAMES LOST

### Most, Season

- 15 2000
- 12 1975, 1986, 1991, 1997, 2003, 2015, 2023
- 11 1973, 1998, 2001, 2016, 2019

### Fewest, Season

- 2 1961, 1965, 2006
- 3 2009, 1963, 1982†
- 4 1960, 1979, 2004, 2018

### Most Consecutive

- 11 (2x) Last: Sept. 3, 2000–Nov. 19, 2000
- 9 (5x) Last: Dec. 4, 2016–Oct. 1, 2017
- 8 (9x) Last: Dec. 4, 2016–Sept. 24, 2017

### Most Consecutive at Home

- 7 Nov. 13, 2016–Oct. 1, 2017
- 6 (2x) Last: Nov. 13, 2016–Sept. 24, 2017
- 5 (11x) Last: Nov. 12, 2023–Jan. 7, 2024

### Most Consecutive on Road

- 11 Oct. 6, 1985–Oct. 26, 1986
- 8 (4x) Last: Sept. 3, 2000–Dec. 17, 2000
- 7 (7x) Last: Nov. 10, 2002–Oct. 5, 2003

### Most Consecutive on Road w/o Victory (Ties incl.)

- 14 Nov. 22, 1970–Nov. 19, 1972

## POINTS

### Most Seasons Leading League

- 6 1963, 1965, 1981, 1982, 1985, 2006

### Most, Season

- 492 2006
- 478 1981
- 474 2021

### Most, Game

- 58 Dec. 22, 1963 vs. Denver
- 55 Nov. 22, 1981 at Oakland
- Oct. 20, 1968 vs. Denver
- 54 Nov. 19, 2017 vs. Buffalo

### Most Game, Both Teams

- 98 Dec. 8, 1985 vs. Pittsburgh
- 93 Dec. 18, 1960 vs. Titans of New York
- 90 Nov. 12, 2006 at Cincinnati

### Most, Half

- 42 Nov. 12, 2006 at Cincinnati (2nd half)
- 41 Nov. 5, 1961 vs. Titans of N.Y. (2nd half)
- 37 Nov. 19, 2017 vs. Buffalo (1st half)

### Most, Quarter

- 28 Nov. 25, 2018 vs. Arizona (2nd quarter)
- Nov. 15, 1964 at K.C. (2nd quarter)
- Nov. 5, 1961 vs. Titans of N.Y. (3rd quarter)
- Sept. 24, 1961 vs. Houston Oilers (2nd quarter)

### Most, Quarter, Both Teams

- 41 Nov. 21, 2021 vs. Pittsburgh (4th quarter)
- Oct. 10, 2021 vs. Cleveland (4th quarter)
- 38 Dec. 26, 2021 at Houston (4th quarter)
- Sept. 14, 2008 at Denver (2nd quarter)
- Oct. 19, 1986 at Kansas City (2nd quarter)
- Oct. 6, 1963 at Denver (2nd quarter)
- Oct. 7, 1961 at Boston (2nd quarter)

### Fewest, Season

- 188 1973
- 189 1975
- 212 1974

### Fewest, Game

- 0 (29x) Last: Dec. 6, 2020 vs. New England

### Most Consecutive Games Not Shutout

- 240 Nov. 7, 1999–Nov. 2, 2014
- 114 Oct. 4, 1992–Oct. 24, 1999
- 105 Sept. 7, 1962–Oct. 26, 1969
- 98 Nov. 16, 2014–Nov. 29, 2020

## TOUCHDOWNS

### Most Seasons Leading League

- 6 1963, 1979, 1981, 1982, 1985, 2006

### Most, Season

- 61 1981
- 60 1985
- 59 2006

### Most, Game

- 8 Dec. 8, 1985 vs. Pittsburgh
- Nov. 22, 1981 at Oakland
- 7 (9x) Last: Oct. 10, 2021 vs. Cleveland
- 6 (37x) Last: Dec. 8, 2019 at Jacksonville

### Fewest, Season

- 22 1973, 1975
- 23 1998
- 25 1977, 1999

## POINTS AFTER TOUCHDOWN

### Most Seasons Leading League

- 5 1965, 1981, 1982, 1985, 2006

### Most, Season

- 58 2006
- 55 1981
- 54 2004

### Most, Game

- 7 (7x) Last: Dec. 28, 2008 vs. Denver
- 6 (30x) Last: Dec. 8, 2019 at Jacksonville
- 5 (54x) Last: Nov. 12, 2023 vs. Detroit

### Fewest, Season

- 19 1973, 1998
- 20 1975
- 21 1977

## TWO-POINT CONVERSIONS

### Most Seasons Leading League

- 4 2008, 2010, 2018, 2021

### Most, Season

- 7 2021
- 6 2018
- 3 1994

### Most, Game (since 1994)

- 2 Dec. 2, 2018 at Pittsburgh
- Sept. 9, 2018 vs. Kansas City
- Oct. 25, 2015 vs. Oakland
- 1 (39x) Last: Sept. 17, 2023 at Tennessee

### Most Attempts, Season

- 11 2021
- 8 2018
- 7 1994

### Most Attempts, Game (since 1994)

- 3 Dec. 26, 2021 at Houston
- Sept. 9, 2018 vs. Kansas City
- Sept. 4, 1994 at Denver
- 2 (6x) Last: Oct. 10, 2021 vs. Cleveland
- 1 (51x) Last: Sept. 8, 2024 vs. Las Vegas

## FIELD GOALS

### Most Seasons Leading League

- 2 1994, 2009

### Most, Season

- 34 1994, 2013
- 32 2009
- 31 1993, 1999, 2022, 2023

### Most, Game

- 6 (3x) Last: Oct. 5, 1997 at Oakland
- 5 (13x) Last: Oct. 21, 2024 at Arizona
- 4 (39x) Last: Jan. 7, 2024 vs. Kansas City

### Most Attempts, Season

- 43 2001
- 40 1993
- 38 1994

### Most Attempts, Game

- 7 Oct. 8, 1966 at N.Y. Jets
- 6 (6x) Last: Nov. 19, 2017 vs. Buffalo
- 5 (29x) Last: Oct. 21, 2024 at Arizona

### Most, Game, Both Teams

- 9 Sept. 29, 1996 vs. Kansas City
- 8 Nov. 3, 1996 at Indianapolis
- Nov. 9, 1975 vs. New England
- 7 (17x) Last: Oct. 17, 2022 vs. Denver (OT)

### Most Attempts, Game, Both Teams

- 10 (4x) Last: Dec. 12, 1999 vs. Seattle
- 9 (3x) Last: Dec. 1, 2002 vs. Denver
- 8 (24x) Last: Dec. 31, 2023 at Denver

### Fewest Made, Season

- 6 1974
- 10 1976
- 12 1964, 1970, 1973, 1975

### Fewest Attempts, Season

- 16 1974
- 19 1970
- 20 1962, 1976, 1988, 2003

## FIRST DOWNS

### Most Seasons Leading League (Total)

7 1965, 1969, 1980, 1981, 1982, 1983, 1985

### Most, Season

401 2021  
380 1985  
379 1981

### Most, Game

35 Oct. 19, 1986 at Kansas City  
34 Nov. 18, 1984 vs. Miami (OT)  
Dec. 20, 1982 vs. Cincinnati  
33 Nov. 21, 2021 vs. Pittsburgh  
Sept. 9, 2018 vs. Kansas City  
Sept. 15, 2013 at Philadelphia  
Oct. 31, 2004 vs. Oakland

### Most, Game, Both Teams

62 Sept. 15, 1985 vs. Seattle  
60 Sept. 10, 2023 vs. Miami  
58 Dec. 29, 2002 vs. Seattle (OT)  
Sept. 22, 1985 at Cincinnati  
Nov. 18, 1984 vs. Miami (OT)

### Fewest, Season

198 1973, 1975  
208 1961  
217 1962

### Fewest, Game

3 Nov. 30, 1975 at Denver (OT)  
5 Nov. 16, 2003 at Denver  
Oct. 5, 1970 vs. Oakland  
6 Dec. 24, 2000 vs. Pittsburgh  
Nov. 22, 1987 at Seattle

### Most Seasons Leading League (Rushing)

3 1963, 1965, 2006

### Most by Rushing, Season

137 2006  
131 2004  
127 1965, 1981

### Most by Rushing, Game

19 Nov. 27, 1960 vs. Oakland  
18 Oct. 3, 1965 vs. Houston Oilers  
17 (4x) Last: Sept. 10, 2023 vs. Miami

### Fewest by Rushing, Game

0 Dec. 5, 2010 vs. Oakland  
Nov. 14, 1999 at Oakland  
1 (18x) Last: Oct. 29, 2023 vs. Chicago  
2 (54x) Last: Oct. 16, 2023 vs. Dallas

### Most Seasons Leading League (Passing)

7 1968, 1971, 1980, 1981, 1982, 1983, 1985

### Most by Passing, Season

259 1985  
256 2021  
244 1980

### Most by Passing, Game

27 Sept. 15, 1985 vs. Seattle  
26 Oct. 18, 2015 at Green Bay  
23 Dec. 20, 1982 vs. Cincinnati  
Oct. 19, 1980 vs. N.Y. Giants

### Fewest by Passing, Season

89 1975  
93 1973  
110 1961

### Fewest by Passing, Game

0 Sept. 20, 1998 at Kansas City  
1 Nov. 30, 1975 at Denver (OT)  
2 (3x) Last: Nov. 16, 2003 at Denver

### Most Seasons Leading League (Penalty)

2 1960, 1970

### Most by Penalty, Season

39 2013, 2019  
37 2004, 2014  
36 2016, 2020

### Most by Penalty, Game

7 Oct. 17, 2022 vs. Denver (OT)  
Nov. 13, 2016 vs. Tennessee  
Nov. 15, 1998 vs. Baltimore  
Nov. 30, 1997 vs. Denver  
6 (5x) Last: Nov. 30, 2014 at Baltimore  
5 (23x) Last: Nov. 21, 2021 vs. Pittsburgh

### Fewest by Penalty, Season

11 1975  
12 1964  
13 1968

## NET YARDS GAINED

### Most Seasons Leading League

8 1963, 1965, 1980, 1981, 1982, 1983, 1985, 2010

### Most, Season

6,744 1981  
6,634 2021  
6,535 1985

### Most, Game

661 Dec. 20, 1982 vs. Cincinnati  
593 Nov. 10, 1985 vs. L.A. Raiders  
581 Oct. 20, 1968 vs. Denver

### Most, Game, Both Teams

1,102 Dec. 20, 1982 vs. Cincinnati  
1,057 Oct. 20, 1968 vs. Denver  
1,050 Sept. 15, 2013 at Philadelphia

### Fewest, Season

3,411 1975  
3,622 1973  
3,953 1970

### Fewest, Game

70 Nov. 2, 1969 at Denver  
93 Oct. 5, 1975 vs. Oakland  
96 Nov. 16, 2003 at Denver

### Most Total Offensive Plays, Season

1,154 1984, 2022  
1,135 1980  
1,129 1981

### Fewest Total Offensive Plays, Season

617 1982<sup>†</sup>  
753 1963  
759 1964

## RUSHING

### Most Seasons Leading League (Attempts)

1 1965

### Most Attempts, Season

590 1978  
525 2004  
522 2006

### Most Attempts, Game

58 Nov. 20, 1977 vs. Oakland  
53 Dec. 16, 2007 vs. Detroit  
Sept. 10, 1978 vs. Oakland  
Dec. 3, 1972 vs. Oakland  
52 Nov. 27, 1960 vs. Oakland

### Fewest Attempts, Season

267 1982<sup>†</sup>  
351 2000  
361 1966

### Most Seasons Leading League (Yards)

2 1963, 1965

### Most Yards, Season

2,578 2006  
2,257 1990  
2,248 1991

### Most Yards, Game

289 Dec. 28, 2008 vs. Denver  
287 Oct. 13, 1963 vs. N.Y. Jets  
274 Dec. 16, 2007 vs. Detroit

### Fewest Yards, Game

2 Dec. 17, 1961 vs. Boston  
3 Nov. 19, 1961 vs. Dallas Texans  
11 Nov. 20, 1960 vs. Buffalo

### Most Seasons Leading League (Touchdowns)

4 1961, 1981, 1982, 2006

### Most Touchdowns, Season

32 2006  
26 1981  
25 1979

### Fewest Touchdowns, Season

4 2012, 2015  
5 1997  
6 2014

### Most Touchdowns, Game

5 (4x) Last: Dec. 28, 2008 vs. Denver  
4 (22x) Last: Dec. 25, 2009 at Tennessee  
3 (49x) Last: Sept. 10, 2023 vs. Miami

## RUSHING AVERAGE

### Most Seasons Leading League

6 1960, 1963, 1965, 1969, 1991, 2003

### Most, Season

5.6 1963  
5.1 2003  
4.9 2006

### Highest, Game

8.52 Dec. 24, 1967 vs. N.Y. Jets  
8.44 Dec. 22, 1963 vs. Denver  
8.26 Nov. 5, 2006 vs. Cleveland

## PASSING

### Most Seasons Leading League (Attempts)

3 1968, 1984, 1985

### Most Attempts, Season

711 2022

674 2021

667 2015

### Most Attempts, Game

65 Oct. 18, 2015 at Green Bay

Oct. 19, 1986 at Kansas City

64 Jan. 9, 2022 at Las Vegas (OT)

58 Oct. 25, 2015 vs. Oakland

Dec. 22, 1985 at Kansas City

### Fewest Attempts, Season

337 1975

338 1982<sup>†</sup>

349 1974

### Fewest Attempts, Game

6 Dec. 19, 2004 at Cleveland

10 Dec. 18, 1988 vs. Kansas City

11 (2x) Last: Oct. 28, 2007 vs. Houston

### Most Seasons Leading League (Completions)

3 1983, 1984, 1985

### Most Completions, Season

485 2022

443 2021

442 2015

### Most Completions, Game

43 Oct. 18, 2015 at Green Bay

41 Sept. 24, 2023 at Minnesota

39 Dec. 11, 2022 vs. Miami

### Fewest Completions, Game

1 at Kansas City Sept. 20, 1998

3 vs. Oakland Oct. 5, 1975

4 at Cleveland Dec. 19, 2004

vs. Kansas City Nov. 2, 1986

### Most Seasons Leading League (Net Yards)

11 1965, 1968, 1971, 1978, 1979, 1980, 1981, 1982,  
1983, 1985, 2017

### Most Net Yards Gained, Season

4,870 1985

4,800 2021

4,739 1981

### Most Net Yards Gained, Game

494 Sept. 15, 1985 vs. Seattle

488 Oct. 18, 2015 at Green Bay

486 Dec. 20, 1982 vs. Cincinnati

### Fewest Net Yards Gained, Season

1,610 1975

1,808 1973

2,244 1977

### Fewest Net Yards Gained, Game

-22 Oct. 5, 1975 vs. Oakland

-19 Sept. 20, 1998 at Kansas City

7 Sept. 16, 1973 at Washington

### Most Seasons Leading League (Touchdowns)

5 1971, 1981, 1982, 1985, 2008

### Most Touchdowns, Season

38 2021

37 1985

34 1981, 2008

### Fewest Touchdowns, Season

7 1975

9 1973

11 1977, 1988, 1998

### Most Touchdowns, Game

7\* Nov. 22, 1981 at Oakland

5 (9x) Last: Oct. 31, 2004 vs. Oakland

4 (35x) Last: Nov. 12, 2023 vs. Detroit

### Most Seasons Leading League (Fewest INTs)

2 1966, 2004

### Most Had Intercepted, Season

34 1962, 1998

33 1968, 1983, 1986

30 1964, 1973, 1978, 1985, 2000

### Most Had Intercepted, Game

7 Dec. 13, 1998 at Seattle

Dec. 8, 1968 vs. Kansas City

6 (6x) Last: Oct. 24, 1999 vs. Green Bay

5 (14x) Last: Dec. 27, 1987 at Denver

### Fewest Had Intercepted, Season

8 2004, 2023

9 2006

10 2009, 2020, 2022

## SACKED ATTEMPTING TO PASS

### Most Seasons Leading League (Least Sacked)

5 1963, 1964, 1967, 1968, 2017

### Most Times, Season

57 1970

53 2000

51 1997

### Fewest Times, Season

11 1967

12 1982<sup>†</sup>

18 1968, 2017

### Most Times Sacked Opponent, Season

62 1986

61 2006

60 1980

### Most Times Sacked Opponent, Game

11 Dec. 23, 2012 at N.Y. Jets

Nov. 16, 1986 vs. Dallas

10 Sept. 24, 1978 vs. Green Bay

9 (5x) Last: Dec. 24, 2016 at Cleveland

## INTERCEPTIONS

### Most Seasons Leading League (Interceptions)

3 1961, 2007, 2016

### Most, Season

49\* 1961

31 1969

30 1964, 2007

### Most, Game

6 (6x) Last: vs. Indianapolis Nov. 11, 2007

5 (9x) Last: vs. Buffalo Nov. 19, 2017

4 (30x) Last: at Indianapolis Nov. 28, 2010

### Most, Game, Both Teams

10 Dec. 13, 1998 at Seattle

9 Sept. 21, 1980 at Denver

Nov. 1, 1964 at Oakland

8 (11x) Last: Nov. 11, 2007 vs. Indianapolis

### Fewest, Season

7 2014

9 1970, 2023

10 2005

### Most Consecutive Games

46\* 1960-63

### Most Seasons Leading League (Return Yards)

2 1961, 1964

### Most Yards Returned, Season

929\* 1961

562 1979

499 1984

### Most Yards Returned, Game

194 Sept. 24, 1961 vs. Houston Oilers

174 Oct. 29, 1961 vs. Denver

171 Nov. 18, 1979 vs. Pittsburgh

### Fewest Yards Returned, Season

31 2023

65 2014

90 1970

### Most Seasons Leading League (Return TDs)

1 1961

### Most Touchdowns by Returns, Season

9\* 1961

5 2012

4 1984, 2000

### Most Touchdowns by Returns, Game

2 Nov. 28, 2010 at Indianapolis

Oct. 29, 1961 vs. Denver

1 (93x) Last: Dec. 4, 2022 at Las Vegas

## PUNTS

### Most, Season

95 1998  
92 2000  
90 1997

### Most, Game

11 (5x) Last: Oct. 11, 1998 at Oakland  
10 (11x) Last: Nov. 12, 2017 at Jacksonville  
9 (12x) Last: Dec. 24, 2017 at N.Y. Jets

### Fewest, Season

23 1982<sup>†</sup>  
45 1972  
47 2011

### Fewest, Game

0 (8x) Last: Sept. 19, 2021 vs. Dallas  
1 (38x) Last: Oct. 9, 2022 at Cleveland  
2 (85x) Last: Oct. 21, 2024 at Arizona

### Fewest, Game, Both Teams

1 (3x) Last: Sept. 19, 2021 vs. Dallas  
2 (9x) Last: Dec. 16, 2021 vs. Kansas City  
3 (18x) Last: Nov. 12, 2023 vs. Detroit

## PUNT YARDS

### Most Seasons Leading League (Yards)

1 1962

### Most, Season

4,248 2000  
4,174 1998  
3,972 1997

### Most, Game

522 Oct. 11, 1998 at Oakland  
493 Nov. 18, 2012 at Denver  
492 Nov. 10, 1974 at Kansas City

### Fewest, Season

868 1982<sup>†</sup>  
1,813 1972  
2,123 2021

### Most Seasons Leading League (Average)

4 1960, 1969, 1987, 2000

### Highest Average, Season

48.5 2024  
48.1 2017  
47.5 2011  
47.0 2019

### Lowest Average, Season

36.3 1978  
36.5 1979  
36.8 1975

## PUNT RETURNS

### Most Seasons Leading League (Returns)

1 1965

### Most, Season

57 1978  
52 1979  
49 2003

### Most, Game

8 (4x) Last: Dec. 7, 2003 at Detroit  
7 (7x) Last: Dec. 7, 1978 at Houston  
6 (13x) Last: Dec. 20, 2015 vs. Miami

### Fewest, Season

12 1982<sup>†</sup>  
18 2021  
20 2015

### Most Seasons Leading League (Fair Catches)

3 1968, 1969, 1991

### Most Fair Catches, Season

32 1969  
29 2023  
26 2015, 2017

### Most Fair Catches, Game

6 (3x) Last: Dec. 10, 2023 vs. Denver  
5 (3x) Last: Sept. 3, 2000 at Oakland  
4 (15x) Last: Oct. 27, 2024 vs. New Orleans

### Fewest Fair Catches, Season

0 1960, 1961, 1962, 1963, 1964, 1965, 1975  
1 1976  
3 1977

## PUNT RETURN YARDS

### Most Seasons Leading League (Return Yards)

1 1965

### Most, Season

590 1978  
559 1996  
542 1998

### Most, Game

168 Nov. 2, 1997 at Cincinnati  
151 Sept. 20, 1965 vs. Kansas City  
139 Nov. 5, 1961 vs. Titans of N.Y.

### Fewest, Season

84 2015  
100 2020  
107 2021

### Most Seasons Leading League (Average)

3 1965, 1966, 1973

### Highest Average, Season

16.0 2023  
15.5 1961  
14.7 1996, 2024

### Lowest Average, Season

4.2 2015  
5.4 2019  
5.6 1970, 2020

## PUNT RETURN TOUCHDOWNS

### Most Seasons Leading League

8 1965, 1973, 1990, 1994, 1995, 1997, 2018, 2023

### Most, Season

3 1997  
2 1965, 1973, 1990, 1994  
1 (17x) Last: 2023

### Most, Game

2<sup>†</sup> Nov. 2, 1997 at Cincinnati  
1 (26x) Last: Nov. 6, 2023 at N.Y. Jets

## KICKOFF RETURNS

### Most Seasons Leading League

2 1982, 2003

### Most, Season

84 2003  
83 2000  
75 1997

### Most, Game

9 (7x) Last: Nov. 3, 2002 vs. N.Y. Jets  
8 (15x) Last: Oct. 26, 2008 at N.O. in London  
7 (51x) Last: Sept. 26, 2010 at Seattle

### Most, Game, Both Teams

17 Dec. 8, 1985 vs. Pittsburgh  
16 Dec. 18, 1960 vs. Titans of New York  
15 (3x) Last: Oct. 2, 1983 at N.Y. Giants

## KICKOFF RETURN YARDS

### Most Seasons Leading League (Return Yards)

1 1962

### Most, Season

1,804 2003  
1,792 2000  
1,716 2001

### Most, Game

269 Nov. 18, 2001 at Oakland  
242 Oct. 21, 1973 vs. Atlanta  
232 Dec. 13, 1964 vs. Kansas City

### Fewest, Season

390 2023  
474 2017  
508 2016

### Most Seasons Leading League (Average)

3 1988, 1990, 2001

### Highest Average, Season

26.0 2001  
25.6 2011  
25.5 2007

### Lowest Average, Season

16.5 1961  
17.5 1986  
18.0 1992

## KICKOFF RETURN TOUCHDOWNS

### Most Seasons Leading League

6 1988, 1989, 1991, 1995, 2001, 2011

### Most, Season

2 1988, 1994, 1995, 2001  
1 1962, 1985, 1989, 1991, 1997, 2000, 2004, 2007, 2008, 2011, 2012, 2021

### Most, Game

1 (20x) Last: Jan. 2, 2022 vs. Denver

## PENALTIES

### Most Seasons Leading League (Penalties)

4 1962, 1964, 1965, 1981

### Most, Season

137 1998  
129 1997  
128 1981

### Most, Game

19 Nov. 16, 1997 at Kansas City  
16 Nov. 15, 1998 vs. Baltimore  
15 Nov. 3, 1997 at Indianapolis

### Fewest, Season

63 1969  
64 1982<sup>†</sup>  
68 1966

### Fewest, Game

0 (5x) Last: Oct. 9, 2011 at Denver  
1 (31x) Last: Jan. 7, 2024 vs. Kansas City  
2 (41x) Last: Dec. 10, 2023 vs. Denver

### Most Seasons Leading League (Penalty Yards)

3 1960, 1961, 1966

### Most Yards, Season

1,229 1998  
1,101 1997  
1,039 1988

### Most Yards, Game

148 Oct. 13, 1963 vs. N.Y. Jets  
146 Nov. 15, 1998 vs. Baltimore  
Nov. 16, 1997 at Kansas City  
138 Nov. 16, 1981 at Seattle



## FUMBLES

### Most Seasons Leading League (Fewest Fumbles)

4 1963, 1966, 1993, 2021

### Most, Season

44 1985

42 1983

40 1972, 1973, 1980

### Most, Game

9 Sept. 24, 1978 vs. Green Bay

7 Sept. 30, 1973 vs. Cincinnati

6 (5x) Last: Dec. 13, 1987 vs. Pittsburgh

### Most by Opponent, Game

9 Nov. 15, 1964 at Kansas City

7 (3x) Last: Sept. 9, 2001 vs. Washington

6 (6x) Last: Dec. 9, 1995 vs. Arizona

### Most, Game, Both Teams

11 (3x) Last: Oct. 13, 1985 vs. Kansas City

10 (5x) Last: Nov. 25, 1990 vs. Seattle

9 (7x) Last: Sept. 9, 2001 vs. Washington

### Fewest, Season

10 2021

13 1993

14 2009, 2013

### Most Seasons Leading League (Fewest Lost Fum.)

5 1963, 1966, 1970, 1979, 1993

### Most Lost, Season

22 1980, 1981, 1983

21 1973, 1978

20 1972, 1987, 2000

### Most Lost, Game

6 Sept. 24, 1978 vs. Green Bay

4 (11x) Last: Dec. 14, 2023 at Las Vegas

3 (41x) Last: Nov. 26, 2023 vs. Baltimore

### Most Own Recovered, Season

25 1985

21 1979

20 1972, 1973, 1975, 1983

### Most Own Recovered, Game

5 (5x) Last: Dec. 26, 1999 vs. Oakland

4 (7x) Last: Sept. 14, 2014 vs. Seattle

3 (43x) Last: Nov. 6, 2023 at N.Y. Jets

### Fewest Own Recovered, Season

3 2021

4 1963, 2013

7 1989, 2009

### Most Opponents Recovered, Season

22 1986

18 1973, 1979, 1980, 1981, 2007

17 1960, 1961, 1963, 1983, 1984

### Fewest Opponents Recovered, Season

3 2019

4 2011

5 1963

## POINTS ALLOWED

### Most Seasons Leading League (Fewest Points)

2 1961, 1963

### Most, Season

462 1983

459 2021

441 2003

### Most, Game

63 Dec. 14, 2023 at Las Vegas

57 Oct. 1, 2000 at St. Louis

52 Nov. 25, 1984 at Pittsburgh

### Most, Quarter

31 Dec. 8, 1963 at Oakland (4th quarter)

30 Nov. 20, 1983 at St. Louis Cardinals (2nd quarter)

28 (5x) Last: Nov. 28, 1999 at Min. (2nd quarter)

### Fewest, Season

205 1977

219 1961

221 1982<sup>†</sup>

### Fewest, Game

0 (19x) Last: Dec. 3, 2023 at New England

3 (18x) Last: Sept. 15, 2024 at Carolina

6 (20x) Last: Nov. 6, 2023 at N.Y. Jets

## FIRST DOWNS ALLOWED

### Most Seasons Leading League (Fewest Total)

1 2010

### Most, Season

383 2021

365 1981

364 1985

### Most, Game

34 Sept. 14, 2008 at Denver

Dec. 29, 2002 vs. Seattle

Nov. 19, 2000 at Denver

33 Sept. 26, 2021 at Kansas City

Sept. 23, 2018 at L.A. Rams

Nov. 23, 2003 vs. Cincinnati

32 Oct. 4, 2009 at Pittsburgh

### Fewest, Season

190 1965

196 1982<sup>†</sup>

224 1962

### Fewest, Game

5 Dec. 12, 2010 vs. Kansas City

Sept. 19, 1976 at Tampa Bay

6 Oct. 11, 1998 at Oakland

Oct. 22, 1961 at Oakland

7 (6x) Last: Sept. 15, 2024 at Carolina

### Most by Rushing, Season

154 1975

144 2021

143 1971

### Most by Rushing, Game

19 (3x) Last: Nov. 22, 1987 at Seattle

17 Sept. 23, 1962 vs. Houston

16 Oct. 16, 1977 vs. New England

Dec. 18, 1966 vs. Kansas City

### Fewest by Rushing, Season

54 1965

65 1982<sup>†</sup>

71 1969

### Fewest by Rushing, Game

0 (5x) Last: Nov. 28, 2010 at Indianapolis

1 (25x) Last: Sept. 8, 2024 vs. Las Vegas

2 (47x) Last: Nov. 6, 2023 at N.Y. Jets

### Most Seasons Leading League (Fewest Passing)

1 2014

### Most by Passing, Season

218 1985

216 1981

213 2008

### Most by Passing, Game

24 Nov. 19, 2000 at Denver

23 Sept. 10, 2023 vs. Miami

Sept. 18, 2011 at New England

22 (4x) Last: Nov. 15, 2009 vs. Philadelphia

### Fewest by Passing, Season

105 1977

114 1971

116 1965

### Fewest by Passing, Game

1 (3x) Last: Dec. 28, 2003 vs. Oakland

2 (6x) Last: Dec. 19, 2004 at Cleveland

3 (13x) Last: Sept. 15, 2024 at Carolina

### Most Seasons Leading League (Fewest Penalty)

1 1992

### Most by Penalty, Season

41 2000, 2004, 2014

40 2021

35 1981, 1997, 1998

### Most by Penalty, Game

7 Sept. 24, 2023 at Minnesota

Nov. 5, 2006 vs. Cleveland

6 (9x) Last: Sept. 24, 2017 vs. Kansas City

5 (23x) Last: Jan. 9, 2022 at Las Vegas (OT)

### Fewest by Penalty, Season

12 1982<sup>†</sup>

13 1969, 1992

14 1976

## NET YARDS ALLOWED

### Most Seasons Leading League (Fewest Net Yards)

4 1961, 1965, 1998, 2010

### Most, Season

6,265 1985

6,170 2023

6,136 1981

### Most, Game

614 Oct. 1, 2000 at St. Louis

591 Dec. 29, 2002 vs. Seattle

553 Sept. 22, 1996 at Oakland

### Fewest, Season

3,253 1982<sup>†</sup>

3,268 1965

3,652 1977

### Fewest, Game

58 Oct. 22, 1961 at Oakland

67 Dec. 12, 2010 vs. Kansas City

99 Nov. 1, 1992 vs. Indianapolis

## RUSHING ALLOWED

### Most Seasons Leading League (Fewest Att.)

3 1965, 1979, 2004

### Most Attempts, Season

606 1975

559 1973

552 1983

### Most Attempts, Game

61 Oct. 25, 1981 at Chicago (OT)

60 Nov. 30, 1975 at Denver (OT)

59 Sept. 18, 1977 at Oakland

### Fewest Attempts, Season

230 1982<sup>†</sup>

306 1965

355 2004

### Fewest Attempts, Game

9 Dec. 16, 2007 vs. Detroit

Sept. 7, 1986 vs. Miami

10 (2x) Last: Sept. 16, 2012 vs. Tennessee

11 (6x) Last: Nov. 3, 2019 vs. Green Bay

### Most Seasons Leading League (Fewest Yards)

3 1965, 1998, 2005

### Most Yards, Season

2,478 2022

2,442 1975

2,403 1966

### Most Yards, Game

378 Nov. 4, 2007 at Minnesota

355 Dec. 20, 2014 at San Francisco

328 Nov. 30, 1975 at Denver (OT)

### Fewest Yards, Season

961 1982<sup>†</sup>

1,094 1965

1,140 1998

### Fewest Yards, Game

2 Oct. 22, 1961 at Oakland

11 Dec. 17, 2000 at Carolina

13 Oct. 5, 1997 at Oakland

### Most Seasons Leading League (Fewest TDs)

2 1961, 1963

### Most Touchdowns, Season

26 1983

25 1971, 1981, 1985

23 1973, 1984

### Fewest Touchdowns, Season

7 1961, 1965

8 1999, 2011

10 (12x) Last: 2012

### Most Touchdowns, Game

5 Oct. 21, 1973 vs. Atlanta

Sept. 18, 1960 at Houston

4 (11x) Last: Nov. 3, 2013 at Washington

3 (51x) Last: Nov. 12, 2023 vs. Detroit

## PASSING ALLOWED

### Most Seasons Leading League (Fewest Att.)

2 1966, 2019

### Most Attempts, Season

636 1996  
607 2002, 2004  
605 2008

### Most Attempts, Game

61 Sept. 20, 1987 vs. St. Louis  
58 (2x) Last: Oct. 3, 2004 vs. Tennessee  
57 (2x) Last: Sept. 22, 1996 at Oakland

### Fewest Attempts, Season

330 1977  
341 1973  
342 1982<sup>†</sup>

### Fewest Attempts, Game

7 Nov. 6, 1977 at Detroit  
12 (2x) Last: Dec. 10, 1972 at Denver  
13 (4x) Last: Oct. 4, 1987 at Cincinnati

### Most Seasons Leading League (Fewest Cmp.)

1 1966

### Most Completions, Season

411 2008  
389 2023  
375 2002

### Most Completions, Game

40 Dec. 20, 1982 vs. Cincinnati  
39 Oct. 3, 2004 vs. Tennessee  
37 Oct. 9, 1994 Kansas City

### Fewest Completions, Season

170 1966  
172 1977  
177 1973

### Fewest Completions, Game

3 Sept. 19, 1976 at Tampa Bay  
5 (5x) Last: Oct. 4, 1987 at Cincinnati  
6 (6x) Last: Dec. 28, 2003 vs. Oakland

### Most Seasons Leading League (Fewest Net Yds)

4 1961, 1964, 1965, 2010

### Most Net Yards, Season

4,311 1981  
4,295 2002  
4,293 1985

### Most Net Yards, Game

466 Sept. 10, 2023 vs. Miami  
453 Nov. 10, 2002 at St. Louis  
451 Oct. 1, 2000 at St. Louis

### Fewest Net Yards, Season

1,725 1977  
2,155 1966  
2,174 1965

### Fewest Net Yards, Game

-13 Oct. 4, 1987 at Cincinnati  
-4 Sept. 19, 1976 at Tampa Bay  
0 Dec. 28, 2003 vs. Oakland  
Dec. 6, 1970 vs. Cincinnati

### Most Seasons Leading League (Fewest TDs)

4 1963, 1965, 1966, 1979

### Most Touchdowns, Season

36 2003  
33 2000  
31 1997

### Most Touchdowns, Game

5 (9x) Last: Dec. 14, 2023 at Las Vegas  
4 (31x) Last: Oct. 22, 2023 at Kansas City  
3 (116x) Last: Sept. 24, 2023 at Minnesota

### Fewest Touchdowns, Season

10 1982<sup>†</sup>  
11 1979  
13 1966, 1970, 1974

## PUNT RETURNS ALLOWED

### Most Seasons Leading League (Fewest Returns)

7 1960, 1963, 1966, 1967, 1968, 1982, 2004

### Most by Opponents, Season

56 1988  
51 1996, 2000  
49 1998

### Fewest by Opponents, Season

7 1982<sup>†</sup>  
16 1968  
17 1960, 1972

### Most Yards by Opponents, Season

722 2000  
612 1996  
601 1976

### Most Yards by Opponent, Game

160 Sept. 13, 2010 at Kansas City  
150 Dec. 27, 1987 at Denver  
145 Dec. 6, 2020 vs. New England

## KICKOFF RETURNS ALLOWED

### Most Seasons Leading League (Fewest Returns)

1 1975

### Most by Opponent, Season

90 2006  
88 1981  
87 2009

### Fewest by Opponent, Season

11 2023  
15 2022  
21 2016

### Most by Opponent, Game

10 (4x) Last: Dec. 16, 2007 vs. Detroit  
9 (7x) Last: Nov. 28, 2010 at Indianapolis  
8 (25x) Last: Nov. 24, 2013 at Kansas City

# CAREER TOP-10

## RUSHING YARDS

1. LaDainian Tomlinson, 2001-09	12,490
2. Paul Lowe, 1960-68	4,972
3. Austin Ekeler, 2017-23	4,355
4. Marion Butts, 1989-93	4,297
5. Melvin Gordon, 2015-19	4,240
6. Ryan Mathews, 2010-14	4,061
7. Natrone Means, 1993-95, 98-99	3,885
8. Chuck Muncie, 1980-84	3,309
9. Don Woods, 1974-80	2,858
10. Keith Lincoln, 1961-66, 68	2,698

## RUSHING TOUCHDOWNS

1. LaDainian Tomlinson, 2001-09	138
2. Chuck Muncie, 1980-84	43
3. Austin Ekeler, 2017-23	39
4. Paul Lowe, 1960-68	38
5. Melvin Gordon, 2015-19	36
6. Natrone Means, 1993-95, 98-99	34
7. Marion Butts, 1989-93	31
8. Ryan Mathews, 2010-14	23
9. Mike Tolbert, 2008-11	20
10. Tim Spencer, 1985-90	19

## RUSHING ATTEMPTS

1. LaDainian Tomlinson, 2001-09	2,880
2. Melvin Gordon, 2015-19	1,059
3. Marion Butts, 1989-93	1,031
4. Paul Lowe, 1960-68	1,015
5. Natrone Means, 1993-95, 98-99	1,013
6. Austin Ekeler, 2017-23	990
7. Ryan Mathews, 2010-14	923
8. Chuck Muncie, 1980-84	773
9. Don Woods, 1974-80	713
10. Keith Lincoln, 1961-66, 68	573

## TOTAL YARDS FROM SCRIMMAGE

1. LaDainian Tomlinson, 2001-09	16,445
2. Antonio Gates, 2003-18	11,841
3. Keenan Allen, 2013-23	10,643
4. Lance Alworth, 1962-70	9,721
5. Charlie Joiner, 1976-86	9,191
6. Austin Ekeler, 2017-23	8,239
7. Gary Garrison, 1966-76	7,562
8. Kellen Winslow, 1979-87	6,741
9. Wes Chandler, 1981-87	6,197
10. Melvin Gordon, 2015-19	6,113

## PASSING YARDS

1. Philip Rivers, 2004-19	59,271
2. Dan Fouts, 1973-87	43,040
3. John Hadl, 1962-72	26,938
4. Justin Herbert, 2020-24	18,948
5. Stan Humphries, 1992-97	16,085
6. Drew Brees, 2001-05	12,348
7. Jack Kemp, 1960-62	5,996
8. Doug Flutie, 2001-04	4,901
9. John Friesz, 1990-93	4,396
10. Jim Harbaugh, 1999-2000	4,177

## TOUCHDOWN PASSES

1. Philip Rivers, 2004-19	397
2. Dan Fouts, 1973-87	254
3. John Hadl, 1962-72	201
4. Justin Herbert, 2020-24	124
5. Stan Humphries, 1992-97	85
6. Drew Brees, 2001-05	80
7. Jack Kemp, 1960-62	37
8. Tobin Rote, 1963-64	29
9. Doug Flutie, 2001-04	25
10. Billy Joe Tolliver, 1989-90	21

## PASS ATTEMPTS

1. Philip Rivers, 2004-19	7,591
2. Dan Fouts, 1973-87	5,604
3. John Hadl, 1962-72	3,640
4. Justin Herbert, 2020-24	2,645
5. Stan Humphries, 1992-97	2,350
6. Drew Brees, 2001-05	1,809
7. Jack Kemp, 1960-62	815
8. John Friesz, 1990-93	747
9. Doug Flutie, 2001-04	737
10. Jim Harbaugh, 1999-2000	636

## PASS COMPLETIONS

1. Philip Rivers, 2004-19	4,908
2. Dan Fouts, 1973-87	3,297
3. John Hadl, 1962-72	1,824
4. Justin Herbert, 2020-24	1,758
5. Stan Humphries, 1992-97	1,335
6. Drew Brees, 2001-05	1,125
7. Doug Flutie, 2001-04	408
8. John Friesz, 1990-93	401
9. Jack Kemp, 1960-62	389
10. Jim Harbaugh, 1999-2000	372

## PASSES INTERCEPTED

1. Dan Fouts, 1973-87	242
2. John Hadl, 1962-72	211
3. Philip Rivers, 2004-19	198
4. Stan Humphries, 1992-97	73
5. Drew Brees, 2001-05	53
6. Jack Kemp, 1960-62	49
7. Justin Herbert, 2020-24	43
8. Ryan Leaf, 1998-2000	33
9. Tobin Rote, 1963-64	32
10. Craig Whelihan, 1995-98	29

## RECEIVING YARDS

1. Antonio Gates, 2003-18	11,841
2. Keenan Allen, 2013-23	10,530
3. Lance Alworth, 1962-70	9,584
4. Charlie Joiner, 1976-86	9,203
5. Gary Garrison, 1966-76	7,533
6. Kellen Winslow, 1979-87	6,741
7. Wes Chandler, 1981-87	6,132
8. Anthony Miller, 1988-93	5,582
9. Malcom Floyd, 2004-15	5,550
10. Mike Williams, 2017-23	4,806

## RECEIVING TOUCHDOWNS

1. Antonio Gates, 2003-18	116
2. Lance Alworth, 1962-70	81
3. Keenan Allen, 2013-23	59
4. Gary Garrison, 1966-76	58
5. Charlie Joiner, 1976-86	47
6. Kellen Winslow, 1979-87	45
7. Wes Chandler, 1981-87	41
8. Vincent Jackson, 2005-11	37
9. Anthony Miller, 1988-93	37
10. John Jefferson, 1978-80	36

## RECEPTIONS

1. Antonio Gates, 2003-18	955
2. Keenan Allen, 2013-23	904
3. Charlie Joiner, 1976-86	586
4. Kellen Winslow, 1979-87	541
5. LaDainian Tomlinson, 2001-09	530
6. Lance Alworth, 1962-70	493
7. Austin Ekeler, 2017-23	440
8. Gary Garrison, 1966-76	404
9. Ronnie Harmon, 1990-95	377
10. Anthony Miller, 1988-93	374

## QUARTERBACK SACKS

1. Leslie O'Neal, 1986, 1988-95	105.5
2. Shaun Phillips, 2004-12	69.5
3. <b>Joey Bosa, 2016-24</b>	<b>69.0</b>
4. Gary Johnson, 1975-84	67.0
5. Lee Williams, 1984-90	65.5
6. Fred Dean, 1975-81	53.5
7. Melvin Ingram, 2012-20	49.0
8. Junior Seau, 1990-2002	47.0
9. Raylee Johnson, 1993-2003	46.0
10. Shawne Merriman, 2005-09	43.5
Leroy Jones, 1976-83	43.5

## INTERCEPTIONS

1. Gill Byrd, 1983-92	42
2. Dick Harris, 1960-65	29
3. Rodney Harrison, 1994-2002	26
4. Kenny Graham, 1964-69	25
5. Mike Williams, 1975-82	24
6. Joe Beachamp, 1966-75	23
7. Quentin Jammer, 2002-12	21
Woodrowe Lowe, 1976-86	21
Bob Howard, 1967-74	21
Leslie "Speedy" Duncan, 1964-70	21

## INTERCEPTION RETURN YARDS

1. Gill Byrd, 1983-92	546
2. Charlie McNeil, 1960-64	502
3. Kenny Graham, 1964-69	477
4. Joe Beachamp, 1966-75	433
5. Dick Harris, 1960-65	413
6. Rodney Harrison, 1994-2002	345
7. Woodrowe Lowe, 1976-86	343
8. Darren Carrington, 1991-94	337
9. Leslie "Speedy" Duncan, 1964-70	322
10. Glen Edwards, 1978-81	309

## INTERCEPTION TOUCHDOWNS

1. Kenny Graham, 1964-69	5
Dick Harris, 1960-65	5
Woodrowe Lowe, 1976-86	4
Eric Weddle, 2007-13	3
Joe Beachamp, 1966-75	3
6. Desmond King, 2017-20	2
Shaun Phillips, 2004-12	2
Demorrio Williams, 2012	2
Antonio Cromartie, 2006-09	2
Clinton Hart, 2004-09	2
Donnie Edwards, 2002-06	2
Rodney Harrison, 1994-2002	2
Stanley Richard, 1991-94	2
Donald Frank, 1990-93	2
Gill Byrd, 1983-92	2
Gary Johnson, 1975-84	2
Leslie "Speedy" Duncan, 1964-70	2
Earl Faison, 1961-66	2
Charlie McNeil, 1960-64	2
Bob Laraba, 1960-61	2

## TOUCHDOWNS SCORED

1. LaDainian Tomlinson, 2001-09	153
2. Antonio Gates, 2003-18	116
3. Lance Alworth, 1962-70	83
4. Austin Ekeler, 2017-23	69
5. Keenan Allen, 2013-23	60
6. Gary Garrison, 1966-76	58
7. Melvin Gordon, 2015-19	47
Charlie Joiner, 1976-86	47
9. Paul Lowe, 1960-68	46
10. Kellen Winslow, 1979-87	45
Chuck Muncie, 1980-84	45

## POINTS SCORED

1. John Carney, 1990-2000.....	1,076
2. LaDainian Tomlinson, 2001-09.....	918
3. Nate Kaeding, 2004-12.....	889
4. Rolf Benirschke, 1977-86.....	766
5. Antonio Gates, 2003-18.....	700
6. Nick Novak, 2011-14, 17.....	503
7. Lance Alworth, 1962-70.....	500
8. Austin Ekeler, 2017-23.....	418
9. Dennis Pardee, 1968-75.....	380
10. Keenan Allen, 2013-23.....	364

## FIELD GOALS

1. John Carney, 1990-2000.....	261
2. Nate Kaeding, 2004-12.....	180
3. Rolf Benirschke, 1977-86.....	146
4. Nick Novak, 2011-14, 17.....	110
5. Dennis Pardee, 1968-75.....	71
6. <b>Cameron Dicker, 2022-24.....</b>	<b>67</b>
7. Michael Badgley, 2018-20.....	52
Josh Lambo, 2015-16.....	52
9. George Blair, 1961-64.....	50
10. Steve Christie, 2001-03.....	42

## FIELD GOAL ATTEMPTS

1. John Carney, 1990-2000.....	320
2. Rolf Benirschke, 1977-86.....	208
3. Nate Kaeding, 2004-12.....	207
4. Nick Novak, 2011-14, 17.....	130
5. Dennis Pardee, 1968-75.....	121
6. George Blair, 1961-64.....	80
7. <b>Cameron Dicker, 2022-24.....</b>	<b>72</b>
8. Ray Wersching, 1973-76.....	68
9. Michael Badgley, 2018-20.....	65
10. Josh Lambo, 2015-16.....	64

## KICKOFF RETURN YARDS

1. Darren Sproles, 2005-10.....	6,469
2. Ronney Jenkins, 2000-02.....	3,997
3. Andre Coleman, 1994-96.....	3,914
4. Leslie "Speedy" Duncan, 1964-70.....	3,386
5. James Brooks, 1981-83.....	2,305
6. Kenny Bynum, 1997-2000.....	2,182
7. Lionel James, 1984-88.....	2,094
8. Nate Lewis, 1990-93.....	2,047
9. Artie Owens, 1976-79.....	1,998
10. Tim Dwight, 2001-04.....	1,876

## KICKOFF RETURN TOUCHDOWNS

1. Andre Coleman, 1994-96.....	4
2. Ronney Jenkins, 2000-02.....	3
3. Darren Sproles, 2005-10.....	2
Anthony Miller, 1988-93.....	2
5. Andre Roberts, 2021.....	1
Micheal Spurlock, 2012.....	1
Tim Dwight, 2001-04.....	1
Richard Goodman, 2010-11.....	1
Rodney Harrison, 1994-2002.....	1
Nate Lewis, 1990-93.....	1
Jamie Holland, 1987-89.....	1
Gary Anderson, 1985-88.....	1
Keith Lincoln, 1960-66.....	1

## KICKOFF RETURNS

1. Darren Sproles, 2005-10.....	258
2. Andre Coleman, 1994-96.....	166
3. Ronney Jenkins, 2000-02.....	165
4. Leslie "Speedy" Duncan, 1964-70.....	134
5. Kenny Bynum, 1997-2000.....	107
6. James Brooks, 1981-83.....	105
7. Lionel James, 1984-88.....	99
8. Nate Lewis, 1990-93.....	92
9. Artie Owens, 1976-79.....	88
10. Tim Dwight, 2001-04.....	80

## PUNT RETURN YARDS

1. Mike Fuller, 1975-80.....	2,388
2. Leslie "Speedy" Duncan, 1964-70.....	1,651
3. Darrien Gordon, 1993-94, 96.....	1,407
4. Lionel James, 1984-88.....	1,193
5. Darren Sproles, 2005-10.....	935
6. Eric Parker, 2002-06.....	881
7. James Brooks, 1981-83.....	565
8. Tim Dwight, 2001-04.....	508
9. <b>Derius Davis, 2023-24.....</b>	<b>504</b>
10. Eric Metcalf, 1997.....	489

## PUNT RETURN TOUCHDOWNS

1. Leslie "Speedy" Duncan, 1964-70.....	4
2. Eric Metcalf, 1997.....	3
Darrien Gordon, 1993-94, 96.....	3
4. Desmond King, 2017-20.....	2
Darren Sproles, 2005-10.....	2
Lionel James, 1984-88.....	2
Mike Fuller, 1975-80.....	2
Ron Smith, 1973.....	2
9. <b>Derius Davis, 2023-24.....</b>	<b>1</b>
Travis Benjamin, 2017-19.....	1
Micheal Spurlock, 2012.....	1
Tim Dwight, 2001-04.....	1
Andre Coleman, 1994-96.....	1
Nate Lewis, 1990-93.....	1
Kitrick Taylor, 1990-91.....	1
Keith Lincoln, 1961-68.....	1

## PUNT RETURNS

1. Mike Fuller, 1975-80.....	212
2. Leslie "Speedy" Duncan, 1964-70.....	138
3. Lionel James, 1984-88.....	124
4. Darren Sproles, 2005-10.....	114
5. Eric Parker, 2002-06.....	105
6. Darrien Gordon, 1993-94, 96.....	103
7. James Brooks, 1981-83.....	52
8. Tim Dwight, 2001-04.....	46
9. Desmond King, 2017-20.....	45
Eric Metcalf, 1997.....	45

## SEASONS

1. David Binn, 1994-2010.....	17
2. Philip Rivers, 2004-16.....	16
Antonio Gates, 2003-18.....	16
3. Dan Fouts, 1973-87.....	15
Russ Washington, 1968-82.....	15
6. Doug Wilkerson, 1971-84.....	14
Don Macek, 1976-89.....	14
8. Mike Scifres, 2003-15.....	13
Junior Seau, 1990-2002.....	13
10. Jamal Williams, 1998-2009.....	12

## GAMES PLAYED

1. David Binn, 1994-2010.....	256
2. Antonio Gates, 2003-18.....	236
3. Philip Rivers, 2004-19.....	228
4. Junior Seau, 1990-2002.....	200
Russ Washington, 1968-82.....	200
6. Mike Scifres, 2003-15.....	195
Doug Wilkerson, 1971-84.....	195
8. Dan Fouts, 1973-87.....	181
9. Quentin Jammer, 2002-12.....	172
10. Charlie Joiner, 1976-86.....	164
Woodrow Lowe, 1976-86.....	164



# SINGLE-SEASON TOP-10

## RUSHING YARDS

1. LaDainian Tomlinson, 2006	1,815
2. LaDainian Tomlinson, 2002	1,683
3. LaDainian Tomlinson, 2003	1,645
4. LaDainian Tomlinson, 2007	1,474
5. LaDainian Tomlinson, 2005	1,462
6. Natrone Means, 1994	1,350
7. LaDainian Tomlinson, 2004	1,335
8. Ryan Mathews, 2013	1,255
9. LaDainian Tomlinson, 2001	1,236
10. Marion Butts, 1990	1,225

## RUSHING TOUCHDOWNS

1. LaDainian Tomlinson, 2006	28
2. Chuck Muncie, 1981	19
3. LaDainian Tomlinson, 2005	18
4. LaDainian Tomlinson, 2004	17
5. LaDainian Tomlinson, 2007	15
6. LaDainian Tomlinson, 2002	14
7. Austin Ekeler, 2022	13
LaDainian Tomlinson, 2003	13
8. Austin Ekeler, 2021	12
LaDainian Tomlinson, 2009	12
Natrone Means, 1994	12
Chuck Muncie, 1983	12
Clarence Williams, 1979	12

## RUSHING ATTEMPTS

1. LaDainian Tomlinson, 2002	372
2. LaDainian Tomlinson, 2006	348
3. Natrone Means, 1994	343
4. LaDainian Tomlinson, 2005	339
LaDainian Tomlinson, 2004	339
LaDainian Tomlinson, 2001	339
7. LaDainian Tomlinson, 2007	315
8. LaDainian Tomlinson, 2003	313
9. Earnest Jackson, 1984	296
10. LaDainian Tomlinson, 2008	292

## TOTAL YARDS FROM SCRIMMAGE

1. LaDainian Tomlinson, 2003	2,370
2. LaDainian Tomlinson, 2006	2,323
3. LaDainian Tomlinson, 2002	2,172
4. LaDainian Tomlinson, 2007	1,949
5. LaDainian Tomlinson, 2005	1,832
6. LaDainian Tomlinson, 2004	1,776
7. Austin Ekeler, 2022	1,637
8. LaDainian Tomlinson, 2001	1,603
9. Lance Alworth, 1965	1,590
10. Natrone Means, 1994	1,585

## PASSING YARDS

1. Justin Herbert, 2021	5,014
2. Dan Fouts, 1981	4,802
3. Philip Rivers, 2015	4,792
4. Justin Herbert, 2022	4,739
5. Dan Fouts, 1980	4,715
6. Philip Rivers, 2010	4,710
7. Philip Rivers, 2011	4,624
8. Philip Rivers, 2019	4,615
9. Philip Rivers, 2017	4,515
10. Philip Rivers, 2013	4,478

## TOUCHDOWN PASSES

1. Justin Herbert, 2021	38
2. Philip Rivers, 2008	34
Philip Rivers, 2016	33
Dan Fouts, 1981	33
5. Philip Rivers, 2018	32
Philip Rivers, 2013	32
7. Justin Herbert, 2020	31
Philip Rivers, 2014	31
9. Philip Rivers, 2010	30
Dan Fouts, 1980	30

## PASS ATTEMPTS

1. Justin Herbert, 2022	699
2. Justin Herbert, 2021	672
3. Philip Rivers, 2015	661
4. Dan Fouts, 1981	609
5. Justin Herbert, 2020	595
6. Philip Rivers, 2019	591
7. Dan Fouts, 1980	589
8. Philip Rivers, 2011	582
9. Philip Rivers, 2016	578
10. Philip Rivers, 2017	575

## PASS COMPLETIONS

1. Justin Herbert, 2022	477
2. Justin Herbert, 2021	443
3. Philip Rivers, 2015	437
4. Justin Herbert, 2020	396
5. Philip Rivers, 2019	390
6. Philip Rivers, 2014	379
7. Philip Rivers, 2013	378
8. Philip Rivers, 2011	366
9. Dan Fouts, 1981	360
Philip Rivers, 2017	360

## PASSES INTERCEPTED

1. John Hadl, 1968	32
2. John Hadl, 1972	26
3. John Hadl, 1971	25
Jack Kemp, 1960	25
5. Dan Fouts, 1980	24
Dan Fouts, 1979	24
John Hadl, 1962	24
8. Dan Fouts, 1986	22
John Hadl, 1967	22
Jack Kemp, 1961	22

## RECEIVING YARDS

1. Lance Alworth, 1965	1,602
2. Keenan Allen, 2017	1,393
3. Lance Alworth, 1966	1,383
4. John Jefferson, 1980	1,340
5. Lance Alworth, 1968	1,312
6. Kellen Winslow, 1980	1,290
7. Anthony Miller, 1989	1,252
8. Keenan Allen, 2023	1,243
9. Lance Alworth, 1964	1,235
10. Tony Martin, 1995	1,224

## RECEIVING TOUCHDOWNS

1. Tony Martin, 1996	14
Lance Alworth, 1965	14
3. Antonio Gates, 2004	13
John Jefferson, 1980	13
John Jefferson, 1978	13
Lance Alworth, 1966	13
Lance Alworth, 1964	13
8. Antonio Gates, 2014	12
Gary Garrison, 1970	12
10. Lance Alworth, 1963	11

## RECEPTIONS

1. Keenan Allen, 2023	108
2. Austin Ekeler, 2022	107
3. Keenan Allen, 2021	106
4. Keenan Allen, 2019	104
5. Keenan Allen, 2017	102
6. Keenan Allen, 2020	100
LaDainian Tomlinson, 2003	100
8. Keenan Allen, 2018	97
9. Austin Ekeler, 2019	92
10. Tony Martin, 1995	90

## QUARTERBACK SACKS (since 1982)

1. Khalil Mack, 2023	17.0
Shawne Merriman, 2006	17.0
Leslie O'Neal, 1992	17.0
4. Lee Williams, 1986	15.0
5. Lee Williams, 1989	14.0
6. Leslie O'Neal, 1990	13.5
7. Marcellus Wiley, 2001	13.0
8. Joey Bosa, 2017	12.5
Shawne Merriman, 2007	12.5
Leslie O'Neal, 1995	12.5
Leslie O'Neal, 1994	12.5
Leslie O'Neal, 1989	12.5
Leslie O'Neal, 1986	12.5

## INTERCEPTIONS

1. Antonio Cromartie, 2007	10
2. Charlie McNeil, 1961	9
3. Ryan McNeil, 2001	8
Dick Harris, 1963	8
Claude Gibson, 1962	8
Bob Zeman, 1961	8
7. Casey Hayward, 2016	7
Eric Weddle, 2011	7
Darren Carrington, 1993	7
Gill Byrd, 1990	7
Gill Byrd, 1989	7
Gill Byrd, 1988	7
Danny Walters, 1983	7
Bryant Salter, 1972	7
Jim Hill, 1969	7
Leslie "Speedy" Duncan, 1966	7
Bud Whitehead, 1965	7
Dick Harris, 1961	7

## INTERCEPTION RETURN YARDS

1. Charlie McNeil, 1961	349
2. Stanley Richard, 1994	224
3. Vencie Glenn, 1987	166
4. Gill Byrd, 1984	157
5. Jeff Dale, 1986	153
6. Darren Carrington, 1992	152
7. Bob Laraba, 1961	151
8. Woodrow Lowe, 1979	150
9. Antonio Cromartie, 2007	144
10. Dick Harris, 1961	140

## INTERCEPTION TOUCHDOWNS

1. Dick Harris, 1961	3
2. Demorrio Williams, 2012	2
Clinton Hart, 2005	2
Stanley Richard, 1994	2
Gill Byrd, 1984	2
Woodrow Lowe, 1979	2
Kenny Graham, 1969	2
Joe Beauchamp, 1968	2
Bob Laraba, 1961	2
Charlie McNeil, 1961	2

## TOUCHDOWNS SCORED

1. LaDainian Tomlinson, 2006	31
2. Austin Ekeler, 2021	20
LaDainian Tomlinson, 2005	20
4. Chuck Muncie, 1981	19
5. Austin Ekeler, 2022	18
LaDainian Tomlinson, 2007	18
LaDainian Tomlinson, 2004	18
8. LaDainian Tomlinson, 2003	17
9. LaDainian Tomlinson, 2002	15
Lance Alworth, 1964	15

## POINTS SCORED

1.	LaDainian Tomlinson, 2006	186
2.	Nate Kaeding, 2009	146
3.	Nick Novak, 2013	144
4.	Nate Kaeding, 2006	136
5.	John Carney, 1994	135
6.	Cameron Dicker, 2023	128
7.	Nate Kaeding, 2008	127
8.	Austin Ekeler, 2021	124
	John Carney, 1993	124
10.	Nick Novak, 2011	122

## FIELD GOALS

1.	Nick Novak, 2013	34
	John Carney, 1994	34
3.	Nate Kaeding, 2009	32
4.	Cameron Dicker, 2023	31
	John Carney, 1999	31
	John Carney, 1993	31
7.	John Carney, 1996	29
8.	Nick Novak, 2011	27
	Nate Kaeding, 2008	27
10.	Josh Lambo, 2016	26
	Josh Lambo, 2015	26
	Nate Kaeding, 2006	26
	John Carney, 1998	26
	John Carney, 1992	26

## FIELD GOAL ATTEMPTS

1.	John Carney, 1993	40
2.	John Carney, 1994	38
3.	Nick Novak, 2013	37
4.	John Carney, 1999	36
	John Carney, 1996	36
	Rolf Benirschke, 1980	36
7.	Nate Kaeding, 2009	35
8.	Nick Novak, 2011	34
9.	Cameron Dicker, 2023	33
	Michael Badgley, 2020	33
10.	Josh Lambo, 2016	32
	Josh Lambo, 2015	32
	Nate Kaeding, 2008	32
	Wade Richey, 2001	32
	John Carney, 1992	32
	Dennis ParTEE, 1968	32

## KICKOFF RETURN YARDS

1.	Ronney Jenkins, 2001	1,541
2.	Ronney Jenkins, 2000	1,531
3.	Darren Sproles, 2005	1,528
4.	Andre Coleman, 1995	1,411
5.	Darren Sproles, 2008	1,376
6.	Darren Sproles, 2009	1,300
7.	Andre Coleman, 1994	1,293
8.	Darren Sproles, 2010	1,257
9.	Tim Dwight, 2004	1,222
10.	Andre Coleman, 1996	1,210

## KICKOFF RETURN TOUCHDOWNS

1.	Ronney Jenkins, 2001	2
	Andre Coleman, 1995	2
	Andre Coleman, 1994	2
4.	Andre Roberts, 2021	1
	Micheal Spurlock, 2012	1
	Richard Goodman, 2011	1
	Darren Sproles, 2008	1
	Darren Sproles, 2007	1
	Tim Dwight, 2004	1
	Ronney Jenkins, 2000	1
	Rodney Harrison, 1997	1
	Nate Lewis, 1991	1
	Anthony Miller, 1989	1
	Jamie Holland, 1988	1
	Anthony Miller, 1988	1
	Gary Anderson, 1985	1
	Keith Lincoln, 1962	1

## KICKOFF RETURNS

1.	Ronney Jenkins, 2000	67
2.	Darren Sproles, 2005	63
3.	Andre Coleman, 1995	62
4.	Ronney Jenkins, 2001	58
5.	Andre Coleman, 1996	55
6.	Darren Sproles, 2009	54
7.	Darren Sproles, 2008	53
8.	Darren Sproles, 2010	51
9.	Tim Dwight, 2004	50
	Leon Johnson, 2003	50

## PUNT RETURN YARDS

1.	Darrien Gordon, 1996	537
2.	Eric Metcalf, 1997	489
3.	Darrien Gordon, 1994	475
4.	Leslie "Speedy" Duncan, 1965	464
5.	Mike Fuller, 1979	448
6.	Mike Fuller, 1978	436
	Mike Fuller, 1976	436
8.	Leslie "Speedy" Duncan, 1967	434
9.	Mike Fuller, 1975	410
10.	Lionel James, 1987	400

## PUNT RETURN TOUCHDOWNS

1.	Eric Metcalf, 1997	3
2.	Darrien Gordon, 1994	2
	Ron Smith, 1973	2
	Leslie "Speedy" Duncan, 1965	2
5.	Derius Davis, 2023	1
	Desmond King, 2019	1
	Desmond King, 2018	1
	Travis Benjamin, 2017	1
	Micheal Spurlock, 2012	1
	Darren Sproles, 2009	1
	Darren Sproles, 2007	1
	Tim Dwight, 2001	1
	Darrien Gordon, 1996	1
	Andre Coleman, 1995	1
	Nate Lewis, 1990	1
	Kitrick Taylor, 1990	1
	Lionel James, 1987	1
	Lionel James, 1984	1
	Mike Fuller, 1977	1
	Mike Fuller, 1975	1
	Leslie "Speedy" Duncan, 1968	1
	Leslie "Speedy" Duncan, 1966	1
	Keith Lincoln, 1961	1

## PUNT RETURNS

1.	Mike Fuller, 1979	46
2.	Eric Metcalf, 1997	45
3.	Mike Fuller, 1978	39
4.	Eric Parker, 2006	37
5.	Darrien Gordon, 1996	36
	Darrien Gordon, 1994	36
	Mike Fuller, 1975	36
	Leslie "Speedy" Duncan, 1967	36
9.	Mike Fuller, 1976	33
10.	Latario Rachal, 1998	32
	Lionel James, 1987	32

# CHARGERS AND OPPONENT 10 LONGEST

## RUNS FROM SCRIMMAGE

### CHARGERS

- 87t Melvin Gordon, Oct. 29, 2017 at New England
- Paul Lowe, Sept. 10, 1961 at Dallas Texans
- 86t Keith Lincoln, Sept. 30, 1962 at Oakland
- 85t LaDainian Tomlinson, Dec. 17, 2006 vs. K.C.
- 83t Michael Turner, Dec. 18, 2005 at Indianapolis
- 80t Brad Hubbert, Dec. 24, 1967 vs. N.Y. Jets
- 76t Keith Lincoln, Oct. 20, 1963 at Kansas City
- 76 LaDainian Tomlinson, Dec. 1, 2002 vs. Den.
- 75 Justin Jackson, Oct. 31, 2021 vs. New England
- 74t Michael Turner, Oct. 7, 2007 at Denver

### OPPONENT

- 90t Colin Kaepernick, Dec. 20, 2014 at S.F.
- 89t Kenny King, Oct. 12, 1980 at Oakland
- 84t Damien Williams, Dec. 29, 2019 at K.C.
- 81 Billy Sims, Sept. 30, 1984 vs. Detroit
- 77 Napoleon Kaufman, Sept. 22, 1996 at Oak.
- 75t David Montgomery, Nov. 12, 2023 vs. Detroit
- Dameon Pierce, Oct. 2, 2022 at Houston
- 74t Kenneth Walker III, Oct. 23, 2022 vs. Seattle
- Jack Spikes, Sept. 10, 1961 at Dallas Texans
- 71t Corey Dillon, Nov. 2, 1997 at Cincinnati

## PASS COMPLETIONS

### CHARGERS

- 99t S.Humphries to T.Martin, Sept. 18, 1994 at Sea.
- 91t J.Kemp to K.Lincoln, Nov. 12, 1961 at Denver
- 88t E.Luther to B.Duckworth, Dec. 3, 1984 vs. Chi.
- 85t J.Hadl to L.Alworth, Oct. 17, 1965 at Boston
- T.Rote to L.Alworth, Oct. 6, 1963 at Denver
- 84t P.Rivers to A.Ekeler, Dec. 8, 2019 at Jax.
- J.Hadl to G.Garrison, Oct. 5, 1968 at N.Y. Jets
- 83t R.Leaf to J.Graham, Nov. 19, 2000 at Denver
- 82t T.Rote to L.Alworth, Dec. 6, 1964 vs. N.Y. Jets
- 81t P.Rivers to D.Sproles, Sept. 20, 2009 vs. Bal.
- D.Fouts to C.Joiner, Oct. 17, 1976 vs. Hou. Oilers

### OPPONENT

- 99t T.Green to M.Boerigter, Dec. 22, 2002 at K.C.
- 98t J.Lee to W.Dewveall, Nov. 25, 1962 at Hou. Oilers
- 96t J.Montana to J.Rice, Nov. 27, 1988 vs. S.F.
- 93t C.Morton to S.Watson, Sept. 27, 1981 at Denver
- 90t S.DeBerg to J.Birden, Nov. 18, 1990 at K.C.
- C.Davidson to D.Dorsey, Dec. 2, 1962 vs. Oak.
- 89t N.O'Donnell to D.Stone, Sept. 1, 1991 at Pit.
- 87t D.Carr to A.Cooper, Dec. 31, 2017 vs. Oak.
- J.Namath to D.Maynard, Nov. 24, 1968 vs. N.Y. Jets
- F.Tripucka to A.Frazier, Nov. 12, 1961 at Den.

## FIELD GOALS

### CHARGERS

- 59 Cameron Dicker, Oct. 21, 2024 at Arizona
- Michael Badgley, Dec. 9, 2018 vs. Cincinnati
- 57 Nate Kaeding, Dec. 21, 2008 at Tampa Bay
- 55 Cameron Dicker, Nov. 6, 2023 at N.Y. Jets
- Cameron Dicker, Oct. 22, 2023 at Kansas City
- Nate Kaeding, Nov. 29, 2009 vs. Kansas City
- 54 Josh Lambo, Oct. 12, 2015 vs. Pittsburgh
- Nate Kaeding, Oct. 1, 2006 at Baltimore
- John Carney, Sept. 17, 2000 at Kansas City
- John Carney, Sept. 6, 1998 vs. Buffalo
- John Carney, Nov. 10, 1991 vs. Seattle

### OPPONENT

- 61 Brandon McManus, Jan. 2, 2022 vs. Denver
- 58 Harrison Butker, Sept. 20, 2020 vs. K.C. (OT)
- Harrison Butker, Sept. 20, 2020 vs. K.C. (OT)
- Dan Miller, Dec. 26, 1982 vs. Baltimore Colts
- 56 Greg Zuerlein, Sept. 19, 2021 vs. Dallas
- Justin Tucker, Dec. 22, 2018 vs. Baltimore
- Sebastian Janikowski, Oct. 9, 2016 at Oakland
- 55 Jason Sanders, Dec. 11, 2022 vs. Miami
- Daniel Carlson, Dec. 4, 2022 at Las Vegas
- Daniel Carlson, Sept. 11, 2022 vs. Las Vegas
- Jason Elam, Nov. 7, 1999 vs. Denver
- Gary Anderson, Nov. 25, 1984 at Pittsburgh
- George Blanda, Dec. 3, 1961 vs. Houston Oilers

## PUNTS

### CHARGERS

- 83 JK Scott, Dec. 10, 2023 vs. Denver
- 82 Paul Maguire, Nov. 19, 1961 vs. Dallas Texans
- 73 Dennis Pardee, Oct. 17, 1971 at Denver
- 72 Mike Scifres, Sept. 21, 2014 at Buffalo
- 71 Mike Scifres, Nov. 10, 2011 vs. Oakland
- Mike Scifres, Oct. 1, 2006 at Baltimore
- Mike Scifres, Dec. 4, 2005 vs. Oakland
- Maury Buford, Sept. 12, 1982 at Denver
- John Hadl, Nov. 8, 1964 at Denver
- 70 Mike Scifres, Nov. 25, 2007 vs. Baltimore

### OPPONENT

- 81 Dustin Colquitt, Dec. 2, 2007 at Kansas City
- 79 Drew Butler, Dec. 9, 2012 at Pittsburgh
- 77 Greg Montgomery, Sept. 19, 1993 vs. Hou. Oilers
- 75 Kevin Huber, Dec. 1, 2013 vs. Cincinnati
- 74 Tommy Townsend, Sept. 15, 2022 at Kansas City
- Bob Grupp, Nov. 4, 1979 at Kansas City
- 73 Shane Lechler, Sept. 28, 2003 vs. Oakland
- 72 Ryan Plackemeier, Dec. 24, 2006 at Seattle
- Chris Gardocki, Oct. 26, 1997 vs. Indianapolis
- Bob Scarpitto, Oct. 22, 1967 at Denver
- Jerrel Wilson, Sept. 29, 1963 vs. Kansas City

## INTERCEPTION RETURNS

### CHARGERS

- 103t Vencie Glenn, Nov. 29, 1987 vs. Denver
- 102t Donald Frank, Oct. 31, 1993 at L.A. Raiders
- 100t Leslie "Speedy" Duncan, Oct. 15, 1967 vs. K.C.
- 99t Shaun Gayle, Dec. 23, 1995 at N.Y. Giants
- Stanley Richard, Sept. 4, 1994 at Denver
- Gill Byrd, Oct. 4, 1984 at Kansas City
- 90t Desmond King, Nov. 23, 2017 at Dallas
- Jahleel Addae, Jan. 1, 2017 vs. Kansas City
- 86 Trevor Williams, Sept. 30, 2018 vs. S.F.
- 83t Willie Clark, Sept. 22, 1996 at Oakland

### OPPONENT

- 102t Louis Breedon, Nov. 8, 1981 vs. Cincinnati
- 99t Jaylen Watson, Sept. 15, 2022 at Kansas City
- Janoris Jenkins, Nov. 23, 2014 vs. St. Louis
- Kevin Ross, Sept. 6, 1992 vs. Kansas City
- 96t Ray Griffin, Nov. 11, 1979 at Cincinnati
- Bashaud Breeland, Dec. 10, 2017 vs. Was.
- 91t Chad Greenway, Sept. 27, 2015 at Minnesota
- Fred Williamson, Sept. 30, 1962 at Oakland
- 90t Leroy Butler, Sept. 15, 1996 at Green Bay
- Deion Sanders, Dec. 11, 1994 vs. S.F.
- 87t Mark McMillian, Dec. 14, 1997 vs. K.C.

## KICKOFF RETURNS

### CHARGERS

- 105t Richard Goodman, Jan. 1, 2012 at Oakland
- 103t Darren Sproles, Sept. 14, 2008 at Denver
- Keith Lincoln, Sept. 16, 1962 vs. Titans of N.Y.
- 101t Andre Roberts, Jan. 2, 2022 vs. Denver
- 99t Micheal Spurlock, Dec. 30, 2012 vs. Oakland
- 98t Gary Anderson, Nov. 17, 1985 at Denver
- 95t Nate Lewis, Nov. 17, 1991 vs. New Orleans
- 94t Jamie Holland, Dec. 18, 1988 vs. Kansas City
- 93t Ronney Jenkins, Nov. 18, 2001 at Oakland
- Ronney Jenkins, Sept. 10, 2000 vs. N.O.
- Anthony Miller, Nov. 20, 1988 at L.A. Rams

### OPPONENT

- 104t Mecole Hardman, Dec. 29, 2019 at K.C.
- Ira Mathews, Oct. 25, 1979 at Oakland
- 103t Percy Harvin, Sept. 11, 2011 vs. Minnesota
- 101t Leon Washington, Sept. 26, 2010 at Seattle
- Brian Mitchell, Dec. 6, 1998 at Washington
- 99t Leon Washington, Sept. 26, 2010 at Seattle
- Byron Hanspard, Dec. 7, 1997 vs. Atlanta
- 98t Will Blackwell, Dec. 24, 2000 vs. Pittsburgh
- 97t Cassius Vaughn, Jan. 2, 2011 at Denver
- Tim Brown, Sept. 4, 1988 at L.A. Raiders



## PUNT RETURNS

### CHARGERS

95t Leslie "Speedy" Duncan, Nov. 24, 1968 vs. NYJ  
90t Darrien Gordon, Sept. 25, 1994 at L.A. Raiders  
88t Andre Coleman, Sept. 17, 1995 at Philadelphia  
Mike Fuller, Oct. 9, 1977 at New Orleans  
87t Derius Davis, Nov. 6, 2023 at N.Y. Jets  
85t Eric Metcalf, Nov. 2, 1997 at Cincinnati  
84t Tim Dwight, Sept. 9, 2001 vs. Washington  
Ron Smith, Nov. 18, 1973 vs. New Orleans  
83t Eric Metcalf, Nov. 30, 1997 vs. Denver  
82t Paul Lowe, Oct. 7, 1961 at Boston

### OPPONENT

95t Tyreek Hill, Jan. 1, 2017 vs. Kansas City  
94t Dexter McCluster, Sept. 13, 2010 at K.C.  
92t Rick Upchurch, Oct. 3, 1976 at Denver  
91t Tyreek Hill, Sept. 9, 2018 vs. Kansas City  
86t Tamarick Vanover, Oct. 9, 1995 at Kansas City  
82t George Atkinson, Oct. 13, 1968 at Oakland  
82 Ray Buchanan, Nov. 3, 1996 at Indianapolis  
81 Dennis Northcutt, Nov. 5, 2006 vs. Cleveland  
80t Phillip Buchanon, Dec. 28, 2003 vs. Oakland  
79t Lemar Parrish, Dec. 6, 1970 vs. Cincinnati

## FUMBLE RETURNS

### CHARGERS

86t Eric Weddle, Nov. 30, 2008 vs. Atlanta  
82t Donnie Edwards, Nov. 10, 2002 at St. Louis  
81t Vencie Glenn, Oct. 22, 1989 vs. N.Y. Giants  
79t Marlon McCree, Oct. 29, 2006 vs. St. Louis  
78t Paul Bradford, Nov. 23, 1997 at San Francisco  
75t Keith Browner (25 yds.) lateral to  
Sam Seale(50 yds.), Nov. 20, 1988  
at L.A. Rams  
61t Tevaughn Campbell, Dec. 5, 2021 at Cincinnati  
Caraun Reid, Sept. 25, 2016 at Indianapolis  
58t Rick Redman, Oct. 2, 1966 vs. Miami  
53t Darrell Stuckey, Dec. 7, 2014 vs. New England  
53 Henry Rolling, Oct. 6, 1991 at L.A. Raiders

### OPPONENT

97t Mike Edwards, Jan. 7, 2024 vs. Kansas City  
68 A.J. Duhe, Oct. 15, 1978 vs. Miami  
65t Tony Carter, Oct. 15, 2012 vs. Denver  
64t Tyvon Branch, Oct. 10, 2010 at Oakland  
63t Joey Browner, Sept. 2, 1984 at Minnesota  
63 Rob Ninkovich, Oct. 24, 2010 vs. N.E.  
62 Carlton Gray, Oct. 27, 1996 at Seattle  
59t George Atkinson, Nov. 25, 1973 at Oakland  
57t Tyreek Hill, Dec. 11, 2022 vs. Miami  
56t Ifeadi Odenigbo, Dec. 15, 2019 vs. Minnesota

## BLOCKED PUNT RETURNS

### CHARGERS

35t Bob Zeman, Oct. 7, 1961 at Boston  
21t Derrie Nelson, Nov. 13, 1983 vs. Dallas  
19 Pete Lazetich, Sept. 24, 1972 vs. Denver  
5 Gene Selawski, Oct. 22, 1961 at Oakland  
4 Wayne Davis, Nov. 17, 1985 at Denver  
3 Steve Heiden, Dec. 17, 2000 at Carolina  
0t Jacob Hester, Oct. 25, 2009 at Kansas City  
Darryll Lewis, Sept. 26, 1999 vs. Indianapolis  
0s Carlos Polk, Sept. 22, 2002 at Arizona  
0 Corey Lynch, Sept. 10, 2012 at Oakland

### OPPONENT

37t Frank Warren, Nov. 17, 1991 vs. New Orleans  
29t Adam Hayward, Nov. 11, 2012 at Tampa Bay  
16 Randy McClanahan, Sept. 18, 1977 at Oak.  
15 Walt Landers, Sept. 24, 1978 vs. Green Bay  
14 Glen Cadrez, Oct. 13, 2002 vs. Kansas City  
9 Tyrone Braxton, Oct. 2, 1988 vs. Denver  
5t Hiram Eugene, Oct. 10, 2010 at Oakland  
2t Jerry Robinson, Nov. 20, 1986 vs. L.A. Raiders  
0s Nick Schommer, Oct. 31, 2010 vs. Tennessee  
Rock Cartwright, Oct. 10, 2010 at Oakland

## BLOCKED FIELD GOAL RETURNS

### CHARGERS

72t Leslie "Speedy" Duncan, Nov. 23, 1967 vs. Den.  
35 Tom Day, Oct. 15, 1967 vs. Kansas City  
28 Jim Tolbert, Nov. 15, 1971 vs. St. Louis  
27 Kenny Graham, Nov. 15, 1964 at Kansas City  
25 Jeff Staggs, Oct. 25, 1970 vs. Houston Oilers

### OPPONENT

66 Tommy Casanova, Sept. 22, 1974 at Cin.  
65t Matt Ware, Oct. 23, 2005 at Philadelphia  
60 Louis Wright, Nov. 17, 1985 at Denver  
54t Doug Evans, Dec. 17, 2000 at Carolina  
44t Devin McCourty, Dec. 6, 2020 vs. N.E.  
42t Ray McElroy, Oct. 26, 1997 vs. Indianapolis  
28 John Barmlett, Nov. 27, 1966 vs. Denver  
17 Charlie West, Dec. 5, 1971 vs. Minnesota  
Mike Statton, Oct. 1, 1967 vs. Buffalo  
16 Daniel Thomas, Oct. 25, 2020 vs. Jax.  
Fletcher Smith, Oct. 15, 1967 vs. Kansas City

## MISSED FIELD GOAL RETURNS

### CHARGERS

109t Antonio Cromartie, Nov. 4, 2007 at Min.

# INDIVIDUAL POSTSEASON RECORDS

\*NFL Record

## SCORING

### Most Points, Career

- 42 Nate Kaeding, 2004-09
- 37 Rolf Benirschke, 1977-86
- 30 John Carney, 1990-2000

### Most Points, Game

- 15 Michael Badgley, AFC Wild Card, Jan. 6, 2019, at Baltimore
- 12 (10x) Last: Cameron Dicker and Austin Ekeler, AFC Wild Card, Jan. 14, 2023 at Jax.
- 11 Rolf Benirschke, AFC Divisional, Jan. 2, 1982 at Miami

### Most Touchdowns, Career

- 4 Darren Sproles, 2005-09
- LaDainian Tomlinson, 2001-09
- Kellen Winslow, 1979-87
- Charlie Joiner, 1976-86
- 3 (4x) Last: Keenan Allen, 2013-22
- 2 (8x) Last: Austin Ekeler, 2017-22

### Most Touchdowns, Game

- 2 (8x) Last: Austin Ekeler, AFC Wild Card Jan. 14, 2023 at Jacksonville
- 1 (53x) Last: Gerald Everett, AFC Wild Card Jan. 14, 2023 at Jacksonville

### Most Points After Touchdown, Career

- 18 Nate Kaeding, 2004-09
- 16 Rolf Benirschke, 1977-86
- 9 John Carney, 1990-2000

### Most Points After Touchdown, Game

- 6 George Blair, AFL Championship, Jan. 5, 1964 vs. Boston
- 5 Rolf Benirschke, AFC Divisional, Jan. 2, 1982 at Miami
- 4 (2x) Last: Nate Kaeding, AFC Divisional, Jan. 13, 2008 at Indianapolis

### Most Two-Point Conversions, Game

- 1 (4x) Last: Keenan Allen, AFC Divisional, Jan. 13, 2019 at New England

## FIELD GOALS

### Most, Career

- 8 Nate Kaeding, 2004-09
- 7 John Carney, 1990-2000
- Rolf Benirschke, 1977-86
- 5 Michael Badgley, 2018-20

### Most, Game

- 5 Michael Badgley, AFC Wild Card, Jan. 6, 2019 at Baltimore
- 4 Nate Kaeding, AFC Championship, Jan. 20, 2008 at New England
- 3 Cameron Dicker, AFC Wild Card, Jan. 14, 2023 at Jacksonville
- Ben Agajanian, AFL Championship, Jan. 1, 1961 vs. Houston Oilers

### Longest

- 54 John Carney, AFC Wild Card, Dec. 31, 1995 vs. Indianapolis
- 53 Michael Badgley, AFC Wild Card, Jan. 6, 2019 at Baltimore
- 50 Cameron Dicker, AFC Wild Card, Jan. 14, 2023 at Jacksonville

## RUSHING

### Most Attempts, Career

- 110 Chuck Muncie, 1980-84
- 96 LaDainian Tomlinson, 2001-09
- 63 Natrone Means, 1993-95, 98-99

### Most Attempts, Game

- 26 LaDainian Tomlinson, AFC Wild Card, Jan. 8, 2005 vs. New York Jets
- 25 Chuck Muncie, AFC First Round, Jan. 9, 1983 at Pittsburgh
- 24 Natrone Means, AFC Divisional, Jan. 8, 1995 vs. Miami
- Chuck Muncie, AFC Divisional, Jan. 2, 1982 at Miami

### Most Yards, Career

- 516 Chuck Muncie, 1980-84
- 380 Paul Lowe, 1960-68
- 327 LaDainian Tomlinson, 2001-09

### Most Yards, Game

- 206 Keith Lincoln, AFL Championship, Jan. 5, 1964 vs. Boston
- 165 Paul Lowe, AFL Championship, Jan. 1, 1961 at Houston Oilers
- 139 Natrone Means, AFC Divisional, Jan. 8, 1995 vs. Miami

### Most Touchdowns, Career

- 4 LaDainian Tomlinson, 2001-09
- 3 Chuck Muncie, 1980-84
- 2 (6x) Last: Austin Ekeler, 2017-22

### Most Touchdowns, Game

- 2 Austin Ekeler, AFC Wild Card, Jan. 14, 2023 at Jacksonville
- Darren Sproles, AFC Wild Card, Jan. 3, 2009 vs. Indianapolis
- LaDainian Tomlinson, AFC Divisional, Jan. 14, 2007 vs. New England
- 1 (24x) Last: Melvin Gordon, AFC Divisional, Jan. 13, 2019 at New England

### Longest Run

- 67t Keith Lincoln, AFL Championship, Jan. 5, 1964 vs. Boston
- 58t Ronnie Brown, AFC Wild Card, Jan. 5, 2014 at Cincinnati
- Paul Lowe, AFL Championship, Jan. 5, 1964 vs. Boston
- 56t Keith Lincoln, AFL Championship, Jan. 5, 1964 vs. Boston

## PASSING

### Most Attempts, Career

- 355 Philip Rivers 2004-19
- 286 Dan Fouts 1973-87
- 228 Stan Humphries 1992-97

### Most Completions, Career

- 211 Philip Rivers, 2004-19
- 159 Dan Fouts, 1973-1987
- 118 Stan Humphries, 1992-97

### Highest Completion Pct., Career (min. 40 att.)

- 73.8 Drew Brees, 2001-04
- 59.4 Philip Rivers, 2004-19
- 58.1 Justin Herbert, 2020-22

### Most Attempts, Game

- 53 Dan Fouts, AFC Divisional, Jan. 2, 1982 at Miami (OT)
- 51 Philip Rivers, AFC Divisional, Jan. 13, 2019 at New England
- 49 Stan Humphries, Super Bowl XXIX, Jan. 29, 1995 vs. San Francisco

### Most Completions, Game

- 33 Dan Fouts, AFC Divisional, Jan. 2, 1982 at Miami (OT)
- 31 Drew Brees, AFC Wild Card, Jan. 8, 2005 vs. New York Jets
- 28 Stan Humphries, AFC Wild Card, Dec. 31, 1995 vs. Indianapolis

### Highest Completion Pct, Game (min. 10 att.)

- 75.0 Philip Rivers, AFC Wild Card, Jan. 5, 2014 at Cincinnati
- 73.8 Drew Brees, AFC Wild Card, Jan. 8, 2005 vs. New York Jets
- 73.7 Philip Rivers, AFC Divisional, Jan. 13, 2008 at Indianapolis

### Most Yards, Career

- 2,656 Philip Rivers, 2004-19
- 2,125 Dan Fouts, 1973-87
- 1,347 Stan Humphries, 1992-97

### Most Yards, Game

- 433 Dan Fouts, AFC Divisional, Jan. 2, 1982 at Miami (OT)
- 336 Dan Fouts, AFC Championship, Jan. 11, 1981 vs. Oakland
- 333 Dan Fouts, AFC First Round, Jan. 9, 1983 at Pittsburgh

### Most Touchdowns, Career

- 14 Philip Rivers, 2004-19
- 12 Dan Fouts, 1973-87
- 6 Stan Humphries, 1992-97

### Most Touchdowns, Game

- 3 (5x) Last: Philip Rivers, AFC Divisional, Jan. 13, 2019 at New England
- 2 (6x) Last: Philip Rivers, AFC Divisional, Jan. 12, 2014 at Denver
- 1 (10x) Last: Justin Herbert, AFC Wild Card, Jan. 14, 2023 at Jacksonville

### Highest Passer Rating, Career (min. 40 att.)

- 101.2 Drew Brees, 2001-04
- 84.7 Justin Herbert, 2020-22
- 84.2 Philip Rivers, 2004-19

### Highest Passer Rating, Game (min. 10 att.)

- 145.3 Tobin Rote, AFL Championship, Jan. 5, 1964 vs. Boston
- 133.2 Philip Rivers, AFC Divisional, Jan. 13, 2008 at Indianapolis
- 132.1 John Hadl, AFL Championship, Jan. 5, 1964 vs. Boston

### Most Games 300 Yards or More, Career

- 5 Dan Fouts, 1973-87
- 2 Philip Rivers, 2004-19
- 1 Drew Brees, 2001-04

### Most Games 400 Yards or More, Career

- 1 Dan Fouts, 1973-87

### Longest Completion

- 62t Philip Rivers, AFC Divisional, Jan. 11, 2009 at Pittsburgh
- 58 Philip Rivers, AFC Divisional, Jan. 14, 2007 vs. New England
- 56t Philip Rivers, AFC Divisional, Jan. 13, 2008 at Indianapolis

### Most Interceptions, Career

- 16 Dan Fouts, 1973-87
- 13 Stan Humphries, 1992-97
- 10 Philip Rivers, 2004-19

### Most Interceptions, Game

- 5 Dan Fouts, AFC Second Round, Jan. 16, 1983 at Miami
- Dan Fouts, AFC Divisional, Dec. 29, 1979 vs. Houston Oilers
- 4 (3x) Last: Stan Humphries, AFC Wild Card, Dec. 31, 1995 vs. Indianapolis
- 2 (9x) Last: Philip Rivers, AFC Divisional, Jan. 17, 2010 vs. New York Jets

## RECEIVING

### Most Receptions, Career

- 51 Antonio Gates, 2003-18
- 39 Ronnie Harmon, 1990-95
- 30 Charlie Joiner, 1976-86

### Most Receptions, Game

- 13 Kellen Winslow, AFC Divisional, Jan. 2, 1982 at Miami (OT)
- 10 Ronnie Harmon, AFC Wild Card, Dec. 31, 1995 vs. Indianapolis
- 9 (4x) Last: Eric Parker, AFC Wild Card, Jan. 8, 2005 vs. New York Jets

### Most Yards, Career

- 540 Antonio Gates, 2003-18
- 539 Charlie Joiner, 1976-86
- 503 Vincent Jackson, 2005-09

### Most Yards, Game

- 166 Kellen Winslow, AFC Divisional, Jan. 2, 1982 at Miami (OT)
- 142 Keenan Allen, AFC Divisional, Jan. 12, 2014 at Denver
- 133 Ronnie Harmon, AFC Wild Card, Dec. 31, 1995 vs. Indianapolis

### Most Touchdowns, Career

- 4 Kellen Winslow, 1979-87
- Charlie Joiner, 1976-86
- 3 Keenan Allen, 2013-22
- Vincent Jackson, 2005-11
- 2 (5x) Last: Antonio Gates, 2003-18

### Most Touchdowns, Game

- 2 (4x) Last: Keenan Allen, AFC Divisional, Jan. 12, 2014 at Denver
- 1 (31x) Last: Gerald Everett, AFC Wild Card, Jan. 14, 2023 at Jacksonville

## SCRIMMAGE YARDS

### Most, Career

- 644 Chuck Muncie, 1980-84
- 540 Antonio Gates, 2003-18
- 539 Charlie Joiner, 1976-86

### Most, Game

- 329 Keith Lincoln, AFL Championship, Jan. 5, 1964 vs. Boston
- 187 LaDainian Tomlinson, AFC Divisional, Jan. 14, 2007 vs. New England
- 170 Paul Lowe, AFL Championship, Jan. 1, 1961 at Houston Oilers

## INTERCEPTIONS

### Most Interceptions, Career

- 3 Asante Samuel, 2020-22
- Drayton Florence, 2003-07
- Glen Edwards, 1978-81
- 2 (5x) Last: Quentin Jammer, 2002-09
- 1 (21x) Last: Drue Tranquill, 2019-22

### Most Interceptions, Game

- 3 Asante Samuel, AFC Wild Card, Jan. 14, 2023 at Jacksonville
- 2 (4x) Last: Glen Edwards, AFC Divisional, Jan. 3, 1981 vs. Buffalo
- 1 (29x) Last: Drue Tranquill, AFC Wild Card, Jan. 14, 2023 at Jacksonville

### Most Interception Return Yards, Career

- 62 Glen Edwards, 1978-81
- 45 Bud Whitehead, 1961-68
- 40 Darren Carrington, 1991-94

### Most Interception Return Yards, Game

- 45 Bud Whitehead, AFL Championship, Dec. 24, 1961 vs. Houston Oilers
- 40 Darren Carrington, AFC Wild Card, Jan. 12, 1993 vs. Kansas City
- 35 Bruce Laird, AFC First Round, Jan. 9, 1983 at Pittsburgh
- Glen Edwards, AFC Divisional, Jan. 2, 1982 at Miami (OT)

## Longest Interception Return

- 40 Darren Carrington, AFC Wild Card, Jan. 12, 1993 vs. Kansas City
- 30 Shareece Wright, AFC Wild Card, Jan. 5, 2014 at Cincinnati
- Antonio Cromartie, AFC Divisional, Jan. 13, 2008 at Indianapolis
- 24 Quentin Jammer, AFC Divisional, Jan. 17, 2010 vs. New York Jets

## SACKS

### Most, Career (since 1982)

- 3.0 Shawn Lee, 1992-95
- 2.5 Leslie O'Neal, 1992-95
- 2.0 Melvin Ingram, 2012-20
- Eric Weddle, 2007-15
- Luis Castillo, 2005-11
- Shawne Merriman, 2005-10
- Raylee Johnson, 1993-2003
- Burt Grossman, 1989-93

### Most, Game (since 1982)

- 2.5 Leslie O'Neal, AFC Wild Card, Jan. 2, 1993 vs. Kansas City
- 2.0 (6x) Last: Melvin Ingram, AFC Wild Card, Jan. 6, 2019 at Baltimore
- 1.5 Steve Foley, AFC Wild Card, Jan. 8, 2005 vs. New York Jets

## PUNTING

### Most Punts, Career

- 52 Mike Scifres, 2003-13
- 13 John Kidd, 1990-94
- 11 Donnie Jones, 2018
- Bryan Wagner, 1994

### Most Punts, Game

- 7 Mike Scifres, AFC Divisional, Jan. 14, 2007 vs. New England
- John Kidd, AFC Divisional, Jan. 10, 1993 at Miami
- 6 (7x) Last: Donnie Jones, AFC Divisional, Jan. 13, 2019 at New England
- 5 (7x) Last: JK Scott, AFC Wild Card, Jan. 14, 2023 at Jacksonville

### Most Yards, Career

- 2,330 Mike Scifres, 2003-13
- 587 John Kidd, 1990-94
- 474 Bryan Wagner, 1994

### Most Yards, Game

- 324 John Kidd, AFC Divisional, Jan. 10, 1993 at Miami
- 316 Mike Scifres, AFC Wild Card, Jan. 3, 2009 vs. Indianapolis (OT)
- 297 Mike Scifres, AFC Wild Card, Jan. 17, 2010 vs. New York Jets

### Longest Punt

- 67 Mike Scifres, AFC Wild Card, Jan. 3, 2009 vs. Indianapolis (OT)
- 66 Mike Scifres, AFC Divisional, Jan. 13, 2008 at Indianapolis
- 65 Darren Bennett, AFC Wild Card, Dec. 31, 1995 vs. Indianapolis

### Highest, Career (minimum 4 punts)

- 45.2 John Kidd, 1990-94
- 44.8 Mike Scifres, 2003-13
- 43.9 John Hadl, 1962-72

### Highest, Game (minimum 2 punts)

- 59.0 Mike Scifres, AFC Divisional, Jan. 13, 2008 at Indianapolis
- 54.5 Darren Bennett, AFC Wild Card, Dec. 31, 1995 vs. Indianapolis
- 52.7 Mike Scifres, AFC Wild Card, Jan. 3, 2009 vs. Indianapolis (OT)

## PUNT RETURNS

### Most Returns, Career

- 12 Darren Sproles, 2005-09
- 8 Mike Fuller, 1975-80
- 7 Eric Parker, 2002-06

### Most Returns, Game

- 5 Eric Parker, AFC Divisional, Jan. 14, 2007 vs. New England
- 4 (2x) Last: Desmond King, AFC Wild Card, Jan. 6, 2019 at Baltimore
- 3 (6x) Last: Darren Sproles, AFC Wild Card, Jan. 3, 2009 vs. Indianapolis (OT)

### Most Yards, Career

- 107 Darren Sproles, 2005-09
- 99 Mike Fuller, 1975-80
- 63 Wes Chandler, 1981-87

### Most Yards, Game

- 72 Darren Sproles, AFC Wild Card, Jan. 3, 2009 vs. Indianapolis (OT)
- 56 Wes Chandler, AFC Divisional, Jan. 2, 1982 at Miami (OT)
- 46 Desmond King, AFC Wild Card, Jan. 6, 2019 at Baltimore

### Longest Return

- 56t Wes Chandler, AFC Divisional, Jan. 2, 1982 at Miami (OT)
- 33 Desmond King, AFC Wild Card, Jan. 6, 2019 at Baltimore

### Most Touchdowns, Career

- 1 Wes Chandler, 1981-87

## KICKOFF RETURNS

### Most Returns, Career

- 21 Darren Sproles, 2005-09
- 19 Andre Coleman, 1994-96
- 17 James Brooks, 1981-83

### Most Returns, Game

- 8 Andre Coleman, Super Bowl XXIX, Jan. 29, 1995 vs. San Francisco
- 6 Andre Coleman, AFC Wild Card, Dec. 31, 1995 vs. Indianapolis
- 5 (6x) Last: Desmond King, AFC Divisional, Jan. 13, 2019 at New England

### Most Yards, Career

- 537 Darren Sproles, 2005-09
- 483 Andre Coleman, 1994-96
- 283 James Brooks, 1981-83

### Most Yards, Game

- 244 Andre Coleman, Super Bowl XXIX, Jan. 29, 1995 vs. San Francisco
- 164 Darren Sproles, AFC Divisional, Jan. 11, 2009 at Pittsburgh
- 147 Leslie "Speedy" Duncan, AFL Championship, Dec. 26, 1964 at Buffalo

### Longest Return

- 98t Andre Coleman, Super Bowl XXIX, Jan. 29, 1995 vs. San Francisco
- 72 Desmond King, AFC Wild Card, Jan. 6, 2019 at Baltimore
- 63 Darren Sproles, AFC Divisional, Jan. 11, 2009 at Pittsburgh

### Most Touchdowns, Career

- 1 Andre Coleman, 1994-96

## SERVICE

### Most Games

- 12 Antonio Gates, 2003-18
- David Binn, 1994-2010
- 11 Philip Rivers, 2004-19
- 10 Nick Hardwick, 2004-13
- Mike Scifres, 2004-13



# TEAM POSTSEASON RECORDS

\*NFL Record

## POINTS

### Most, Quarter

- 24 AFC Divisional, Jan. 2, 1982 at Miami (1st Q)
- 21 AFL Championship, Jan. 5, 1964 vs. Boston (1st Q)
- 17 AFC Wild Card, Jan. 14, 2023 at Jax. (1st Q)
- AFC Divisional, Jan. 12, 2014 at Den. (4th Q)

### Most, Quarter, Opponent

- 21 AFC Divisional, Jan. 13, 2019 at New England (2nd Q)
- AFC Divisional, Jan. 10, 1993 at Mia. (2nd Q)
- AFC Championship, Jan. 11, 1981 vs. Oakland (1st Q)
- 20 AFC Second Round, Jan. 16, 1983 at Miami (2nd Q)
- 14 (11x) Last: AFC Wild Card, Jan. 6, 2019 at Bal.

### Most Quarter, Both Teams

- 33 AFC Second Round, Jan. 16, 1983 at Miami (2nd Q)
- 28 (4x) Last: AFC Divisional, Jan. 11, 2009 at Pittsburgh (4th Q)
- 25 AFC Wild Card, Jan. 6, 2019 at Bal. (4th Q)

### Most, Game

- 51 AFL Championship, Jan. 5, 1964 vs. Boston
- 41 AFC Divisional, Jan. 2, 1982 at Miami (OT)
- 31 AFC First Round, Jan. 9, 1983 at Pittsburgh

### Most, Game, Opponent

- 49 Super Bowl XXIX, Jan. 29, 1995 vs. S.F.
- 41 AFC Divisional, Jan. 13, 2019 at New England
- 38 AFC Divisional, Jan. 2, 1982 at Miami (OT)

### Most, Game, Both Teams

- 79 AFC Divisional, Jan. 2, 1982 at Miami (OT)
- 75 Super Bowl XXIX, Jan. 29, 1995 vs. S.F.
- 69 AFC Divisional, Jan. 13, 2019 at New England

### Fewest, Game

- 0 AFC Divisional, Jan. 10, 1993 at Miami
- AFL Championship, Dec. 26, 1965 vs. Buffalo
- 3 AFL Championship, Dec. 24, 1961 vs. Houston Oilers
- 7 AFC Championship, Jan. 10, 1982 at Cincinnati
- AFL Championship, Dec. 26, 1964 at Buffalo

### Fewest, Game, Opponent

- 0 AFC Wild Card, Jan. 2, 1993 vs. Kansas City
- 6 AFC Wild Card, Jan. 6, 2008 vs. Tennessee
- 10 (3x) Last: AFC Wild Card, Jan. 5, 2014 at Cincinnati

### Fewest, Game, Both Teams

- 13 AFL Championship, Dec. 24, 1961 vs. Houston Oilers
- 17 AFC Wild Card, Jan. 2, 1993 vs. Kansas City
- 23 (2x) Last: AFC Wild Card, Jan. 6, 2008 vs. Tennessee

## TOUCHDOWNS

### Most, Game

- 7 AFL Championship, Jan. 5, 1964 vs. Boston
- 5 AFC Divisional, Jan. 2, 1982 at Miami (OT)
- 4 (3x) Last: AFC Divisional, Jan. 13, 2019 at New England

### Most, Game, Opponent

- 7 Super Bowl XXIX, Jan. 29, 1995 vs. S.F.
- 5 (4x) Last: AFC Divisional, Jan. 13, 2019 at New England
- 4 (5x) Last: AFC Wild Card, Jan. 14, 2023 at Jacksonville

### Most, Game, Both Teams

- 10 Super Bowl XXIX, Jan. 29, 1995 vs. S.F.
- AFC Divisional, Jan. 2, 1982 at Miami (OT)
- 9 AFC Divisional, Jan. 13, 2019 at New England
- 8 (3x) Last: AFC Divisional, Jan. 11, 2009 at Pittsburgh

## POINTS AFTER TOUCHDOWN

### Most, Game

- 6 AFL Championship, Jan. 5, 1964 vs. Boston
- 5 AFC Divisional, Jan. 2, 1982 at Miami (OT)
- 4 (2x) Last: AFC Divisional, Jan. 13, 2008 at Indianapolis

### Most, Game, Opponent

- 7 Super Bowl XXIX, Jan. 29, 1995 vs. S.F.
- 5 (4x) Last: AFC Divisional, Jan. 13, 2019 at New England
- 4 (4x) Last: AFC Divisional, Jan. 10, 1993 at Miami

### Most, Game, Both Teams

- 10 Super Bowl XXIX, Jan. 29, 1995 vs. S.F.
- AFC Divisional, Jan. 2, 1982 at Miami (OT)
- 8 (2x) Last: AFC Divisional, Jan. 11, 2009 at Pittsburgh
- 7 (5x) Last: AFC Divisional, Jan. 13, 2019 at New England

### Most Two-Point Conversions, Game

- 2 Super Bowl XXIX, Jan. 29, 1995 vs. S.F.
- 1 AFC Divisional, Jan. 13, 2019 at New England

### Most Two-Point Conversions, Game, Opponent

- 1 AFC Wild Card, Jan. 14, 2023 at Jacksonville
- AFC Divisional, Jan. 14, 2007 vs. N.E.

## FIELD GOALS

### Most, Game

- 5 AFC Wild Card, Jan. 6, 2019 at Baltimore
- 4 AFC Championship, Jan. 20, 2008 at N.E.
- 3 AFC Wild Card, Jan. 14, 2023 at Jacksonville
- AFL Championship, Jan. 1, 1961 at Houston Oilers

### Most, Game, Opponent

- 4 AFC Championship, Jan. 20, 2008 at N.E.
- 3 (2x) Last: AFC Divisional, Jan. 14, 2007 at New England
- 2 (7x) Last: AFC Divisional, Jan. 13, 2019 at New England

### Most, Game, Both Teams

- 6 AFC Wild Card, Jan. 6, 2019 at Baltimore
- 4 (4x) Last: AFC Wild Card, Jan. 14, 2023 at Jacksonville
- 3 (7x) Last: AFC Wild Card, Jan. 5, 2014 at Cincinnati

## FIRST DOWNS

### Most, Game

- 33 AFC Divisional, Jan. 2, 1982 at Miami (OT)
- 29 AFC First Round, Jan. 9, 1983 at Pittsburgh
- 28 AFC Divisional, Jan. 8, 1995 vs. Miami

### Most, Game, Opponent

- 30 AFC Divisional, Jan. 13, 2019 at New England
- 29 AFC Second Round, Jan. 16, 1983 at Miami
- 28 Super Bowl XXIX, Jan. 29, 1995 vs. S.F.

### Most, Game, Both Teams

- 58 AFC Divisional, Jan. 2, 1982 at Miami (OT)
- 55 AFC First Round, Jan. 9, 1983 at Pittsburgh
- 52 AFC Divisional, Jan. 13, 2019 at New England

### Fewest, Game

- 10 AFC Divisional, Jan. 10, 1993 at Miami
- 12 AFL Championship, Dec. 26, 1965 vs. Buffalo
- 13 (2x) Last: AFC Divisional, Jan. 12, 2014 at Denver

### Fewest, Game, Opponent

- 11 AFC Wild Card, Jan. 6, 2019 at Baltimore
- 14 (3x) Last: AFC Divisional, Jan. 17, 2010 vs. New York Jets
- 15 (2x) Last: AFC Wild Card, Jan. 6, 2008 vs. Tennessee

### Fewest, Game, Both Teams

- 25 AFC Wild Card, Jan. 6, 2019 at Baltimore
- 26 AFL Championship, Dec. 26, 1965 vs. Buffalo
- 28 AFC Divisional, Jan. 10, 1993 at Miami

## FIRST DOWNS RUSHING

### Most, Game

- 12 AFC Divisional, Jan. 14, 2007 at N.E.
- AFC Divisional, Jan. 8, 1995 vs. Miami
- 11 (5x) Last: AFC Wild Card, Jan. 3, 2009 vs. Indianapolis (OT)
- 10 AFC Divisional, Jan. 2, 1982 at Miami (OT)

### Most, Game, Opponent

- 15 AFC Second Round, Jan. 16, 1983 at Miami
- 13 (2x) Last: AFC Divisional, Jan. 12, 2014 at Denver
- 12 (2x) Last: AFC Divisional, Jan. 11, 2009 at Pittsburgh

### Most, Game, Both Teams

- 20 AFC Second Round, Jan. 16, 1983 at Miami
- 19 (2x) Last: AFC Wild Card, Jan. 5, 2014 at Cincinnati
- 17 (3x) Last: AFC Championship, Jan. 20, 2008 at New England

### Fewest, Game

- 1 (2x) Last: AFC Divisional, Jan. 12, 2014 at Denver
- 2 (2x) Last: AFC Divisional, Jan. 13, 2019 at New England
- 3 (2x) Last: AFC Wild Card, Jan. 6, 2019 at Baltimore

### Fewest, Game, Opponent

- 2 AFC Divisional, Jan. 8, 1995 vs. Miami
- 3 (3x) Last: AFC Divisional, Jan. 14, 2007 at New England
- 4 (5x) Last: AFC Wild Card, Jan. 6, 2019 at Baltimore

### Fewest, Game, Both Teams

- 7 AFC Wild Card, Jan. 6, 2019 at Baltimore
- 8 (3x) Last: AFC Divisional, Jan. 17, 2010 vs. New York Jets
- 9 AFC Wild Card, Jan. 14, 2023 at Jacksonville
- AFL Championship, Dec. 26, 1965 vs. Buffalo

## FIRST DOWNS PASSING

### Most, Game

- 21 AFC Divisional, Jan. 2, 1982 at Miami (OT)
- 20 AFC Wild Card, Dec. 31, 1995 vs. Indianapolis
- 19 AFC First Round, Jan. 9, 1983 at Pittsburgh

### Most, Game, Opponent

- 21 AFC Divisional, Jan. 13, 2008 at Indianapolis
- AFC Divisional, Jan. 2, 1982 at Miami (OT)
- 20 AFC Wild Card, Jan. 5, 2014 at Cincinnati
- 19 AFC First Round, Jan. 9, 1983 at Pittsburgh

### Most, Game, Both Teams

- 42 AFC Divisional, Jan. 2, 1982 at Miami (OT)
- 38 AFC First Round, Jan. 9, 1983 at Pittsburgh
- 35 AFC Divisional, Jan. 13, 2008 at Indianapolis

### Fewest, Game

- 7 (5x) Last: AFC Divisional, Jan. 10, 1993 at Miami
- 8 (3x) Last: AFC Wild Card, Jan. 6, 2019 at Baltimore
- 9 (4x) Last: AFC Wild Card, Jan. 5, 2014 at Cincinnati

### Fewest, Game, Opponent

- 5 AFC Divisional, Dec. 29, 1979 vs. Houston Oilers
- 6 AFC Divisional, Jan. 17, 2010 vs. N.Y. Jets
- 7 AFC Wild Card, Jan. 6, 2019 at Baltimore

### Fewest, Game, Both Teams

- 15 (2x) Last: AFC Wild Card, Jan. 6, 2019 at Baltimore
- 16 (3x) Last: AFC Divisional, Jan. 10, 1993 at Miami
- 17 (2x) Last: AFC Wild Card, Jan. 2, 1993 vs. Kansas City

## TOTAL NET YARDS GAINED

### Most, Game

- 601 AFL Championship, Jan. 5, 1964 vs. Boston
- 564 AFC Divisional, Jan. 2, 1982 at Miami (OT)
- 479 AFC First Round, Jan. 9, 1983 at Pittsburgh

### Most, Game, Opponent

- 498 AFC Divisional, Jan. 13, 2019 at New England
- 466 AFC Divisional, Jan. 2, 1982 at Miami (OT)
- 449 Super Bowl XXIX, Jan. 29, 1995 vs. S.F.

### Most, Game, Both Teams

- 1,030 AFC Divisional, Jan. 2, 1982 at Miami (OT)
- 901 AFC First Round, Jan. 9, 1983 at Pittsburgh
- 862 AFL Championship, Jan. 5, 1964 vs. Boston

## NET YARDS GAINED RUSHING

### Most, Game

- 309 AFL Championship, Jan. 5, 1964 vs. Boston
- 202 AFC Wild Card, Jan. 8, 1995 vs. Miami
- 196 AFC Wild Card, Jan. 5, 2014 at Cincinnati

### Most, Game, Opponent

- 219 AFL Championship, Dec. 26, 1964 vs. Buffalo
- 214 AFC Second Round, Jan. 16, 1983 at Miami
- 178 AFC Wild Card, Dec. 31, 1995 vs. Indianapolis

### Most, Game, Both Teams

- 384 AFL Championship, Jan. 5, 1964 vs. Boston
- 343 AFL Championship, Dec. 26, 1964 vs. Buffalo
- 323 AFC Wild Card, Dec. 31, 1995 vs. Indianapolis

## NET YARDS GAINED PASSING

### Most, Game

- 415 AFC Divisional, Jan. 2, 1982 at Miami (OT)
- 351 AFC Championship, Jan. 11, 1981 vs. Oakland
- 333 AFC First Round, Jan. 9, 1983 at Pittsburgh

### Most, Game, Opponent

- 402 AFC Divisional, Jan. 13, 2008 at Indianapolis
- 388 AFC Divisional, Jan. 2, 1982 at Miami (OT)
- 349 AFC Championship, Jan. 15, 1995 at Pit.

### Most, Game, Both Teams

- 803 AFC Divisional, Jan. 2, 1982 at Miami (OT)
- 714 AFC Divisional, Jan. 13, 2008 at Indianapolis
- 659 AFC Divisional, Jan. 13, 2019 at New England



***LEAGUE***

***STATS***



# 2024 NATIONAL FOOTBALL LEAGUE

## TEAM OFFENSIVE TOTALS

CATEGORY	BAL	BUF	CIN	CLE	DEN	HOU	IND	JAX	KC	LAC	LV
GAMES (W-L-T)	6-3-0	7-2-0	4-5-0	2-7-0	5-4-0	6-3-0	4-5-0	2-7-0	8-0-0	5-3-0	2-7-0
FIRST DOWNS	219	184	177	151	156	179	161	164	179	128	156
Rushing	85	70	45	51	68	53	67	57	64	45	35
Passing	114	93	120	87	78	113	81	97	105	76	107
Penalty	20	21	12	13	10	13	13	10	10	7	14
YDS GAINED (tot)	4013	3017	2975	2470	2777	3133	2835	2886	2820	2522	2522
Avg per Game	445.9	335.2	330.6	274.4	308.6	348.1	315.0	320.7	352.5	315.3	280.2
RUSHING (net)	1727	1072	848	819	1093	1138	1092	1021	979	916	692
Avg per Game	191.9	119.1	94.2	91.0	121.4	126.4	121.3	113.4	122.4	114.5	76.9
Rushes	294	245	208	204	246	256	235	211	253	227	199
Yards per Rush	5.9	4.4	4.1	4.0	4.4	4.5	4.7	4.8	3.9	4.0	3.5
PASSING (net)	2286	1945	2127	1651	1684	1995	1743	1865	1841	1606	1830
Avg per Game	254.0	216.1	236.3	183.4	187.1	221.7	193.7	207.2	230.1	200.8	203.3
Attempts	256	265	302	339	297	311	269	283	269	225	319
Completions	175	170	212	207	187	196	147	174	188	147	211
Completion Pct	68.4%	64.2%	70.2%	61.1%	63.0%	63.0%	54.7%	61.5%	69.9%	65.3%	66.1%
Yards Gained	2380	2006	2244	1882	1786	2231	1877	2032	1942	1749	2030
Sacked	13	11	20	43	15	31	18	20	16	24	30
Yards Lost	94	61	117	231	102	236	134	167	101	143	200
Had Intercepted	2	2	4	8	6	4	9	6	9	1	10
Yards Opp Ret	38	33	62	93	35	44	61	29	125	0	130
Opp TDs on Int	0	0	1	0	0	0	0	0	0	0	1
PUNTS	26	32	31	50	43	42	40	34	22	42	37
Avg Yards	46.5	47.7	51.2	52.0	46.7	44.9	49.4	50.9	50.0	48.5	51.9
PUNT RETURNS	11	15	17	33	17	24	12	15	13	10	15
Avg Return	11.6	11.9	7.4	10.5	11.4	7.5	11.6	15.5	12.5	14.7	8.1
Returned for TD	0	0	0	0	0	0	0	1	0	0	0
KICKOFF RETURNS	19	8	19	22	12	14	10	16	10	6	9
Avg Return	24.2	28.5	27.7	22.9	28.1	29.1	30.6	26.0	25.0	23.7	27.1
Returned for TD	0	0	1	0	0	0	0	0	0	0	0
PENALTIES	69	57	41	71	63	68	50	54	42	43	53
Yards Penalized	602	439	335	536	551	574	362	380	378	331	417
FUMBLES BY	10	7	11	9	9	7	9	12	5	11	11
Fumbles Lost	4	2	5	4	7	5	4	6	3	3	9
Opp Fumbles	7	14	8	9	9	10	13	5	10	6	4
Opp Fumbles Lost	3	7	4	4	5	5	9	3	3	4	0
POSS. TIME (avg)	31:13	29:24	28:38	31:20	29:28	33:00	25:42	27:21	32:59	31:16	29:02
TOUCHDOWNS	34	31	28	15	18	20	21	22	23	16	17
Rushing	13	13	7	3	7	9	9	9	11	6	7
Passing	20	17	20	10	9	11	11	11	11	10	9
Returns	1	1	1	2	2	0	1	2	1	0	1
EXTRA POINT KICKS	34/34	27/30	25/26	10/12	17/17	18/18	20/20	18/18	20/21	12/15	14/14
2-PT CONVERSIONS	0/0	1/1	1/2	2/3	0/1	0/2	0/1	3/4	0/1	0/1	2/3
FIELD GOALS MADE/ATTEMPTED	15/19	15/18	13/17	14/18	18/19	21/25	14/17	13/14	15/17	17/19	16/18
POINTS SCORED	283	260	236	148	183	201	188	195	203	159	168

# 2024 NATIONAL FOOTBALL LEAGUE

## TEAM DEFENSIVE TOTALS

CATEGORY	BAL	BUF	CIN	CLE	DEN	HOU	IND	JAX	KC	LAC	LV
POINTS ALLOWED	219	173	227	213	161	200	193	252	147	101	251
OPP FIRST DOWNS	188	178	194	156	166	150	198	196	139	132	172
Rushing	34	57	82	58	49	52	75	59	42	45	57
Passing	133	106	98	88	92	81	108	119	82	75	100
Penalty	21	15	14	10	25	17	15	18	15	12	15
OPP YARDS GAINED (tot)	3209	3000	3086	2954	2657	2535	3452	3504	2349	2430	2925
Avg per Game	356.6	333.3	342.9	328.2	295.2	281.7	383.6	389.3	293.6	303.8	325.0
OPP RUSHING (net)	681	1111	1174	1103	978	1028	1348	1125	671	863	1169
Avg per Game	75.7	123.4	130.4	122.6	108.7	114.2	149.8	125.0	83.9	107.9	129.9
Rushes	200	231	278	246	246	217	303	258	182	189	258
Yards per Rush	3.4	4.8	4.2	4.5	4.0	4.7	4.5	4.4	3.7	4.6	4.5
OPP PASSING (net)	2528	1889	1912	1851	1679	1507	2104	2379	1678	1567	1756
Avg per Game	280.9	209.9	212.4	205.7	186.6	167.4	233.8	264.3	209.8	195.9	195.1
Pass Attempts	342	305	301	264	287	277	291	304	260	267	280
Pass Completions	227	208	195	158	191	152	204	215	169	168	189
Completion Pct	66.4%	68.2%	64.8%	59.9%	66.6%	54.9%	70.1%	70.7%	65.0%	62.9%	67.5%
Yards Gained	2718	2027	2010	2017	1858	1716	2255	2502	1743	1708	1904
Sacked	28	21	17	27	31	29	20	20	17	24	17
Yards Lost	190	138	98	166	179	209	151	123	65	141	148
INTERCEPTED BY	6	8	6	1	7	8	6	2	5	9	5
Yards Returned	1	87	117	0	186	92	25	22	23	83	92
Returned for TD	0	1	0	0	1	0	0	0	0	0	1
OPP PUNT RETURNS	12	14	16	23	15	12	14	14	9	18	14
Avg Return	8.8	8.6	7.8	15.0	7.9	4.9	11.9	9.3	8.9	9.2	12.9
Returned for TD	0	0	0	1	0	0	0	0	0	0	0
OPP KICKOFF RETURNS	15	11	9	18	15	21	4	5	9	11	16
Avg Return	27.3	31.7	25.1	27.9	24.3	26.3	32.5	29.8	30.0	27.6	23.7
Returned for TD	0	1	0	1	0	0	0	0	0	0	0
OPP TOUCHDOWNS	24	19	27	25	17	24	21	30	16	10	28
Rushing	6	6	12	11	6	5	7	11	5	3	10
Passing	18	11	13	12	11	19	14	19	11	7	15
Returns	0	2	2	2	0	0	0	0	0	0	3

# 2024 NATIONAL FOOTBALL LEAGUE

## TEAM OFFENSIVE TOTALS

CATEGORY	MIA	NE	NYJ	PIT	TEN	ARI	ATL	CAR	CHI	DAL	DET
GAMES (W-L-T)	2-6-0	2-7-0	3-6-0	6-2-0	2-6-0	5-4-0	6-3-0	2-7-0	4-4-0	3-5-0	7-1-0
FIRST DOWNS	154	147	166	151	151	173	182	142	149	157	171
Rushing	57	51	42	60	56	75	59	49	52	42	67
Passing	82	79	107	70	77	84	110	82	79	98	92
Penalty	15	17	17	21	18	14	13	11	18	17	12
YDS GAINED (tot)	2599	2383	2778	2625	2371	3058	3283	2501	2357	2689	2957
Avg per Game	324.9	264.8	308.7	328.1	296.4	339.8	364.8	277.9	294.6	336.1	369.6
RUSHING (net)	1071	999	789	1105	1005	1347	1066	912	900	656	1221
Avg per Game	133.9	111.0	87.7	138.1	125.6	149.7	118.4	101.3	112.5	82.0	152.6
Rushes	244	225	198	266	228	253	237	207	224	173	248
Yards per Rush	4.4	4.4	4.0	4.2	4.4	5.3	4.5	4.4	4.0	3.8	4.9
PASSING (net)	1528	1384	1989	1520	1366	1711	2217	1589	1457	2033	1736
Avg per Game	191.0	153.8	221.0	190.0	170.8	190.1	246.3	176.6	182.1	254.1	217.0
Attempts	253	284	324	218	253	252	297	290	264	326	219
Completions	168	176	203	143	159	169	205	183	162	207	164
Completion Pct	66.4%	62.0%	62.7%	65.6%	62.9%	67.1%	69.0%	63.1%	61.4%	63.5%	74.9%
Yards Gained	1665	1598	2143	1667	1505	1792	2342	1683	1665	2145	1892
Sacked	20	31	20	21	21	14	17	17	29	21	19
Yards Lost	137	214	154	147	139	81	125	94	208	112	156
Had Intercepted	4	5	7	1	11	3	7	12	5	9	4
Yards Opp Ret	64	92	104	0	128	34	107	197	36	112	31
Opp TDs on Int	1	1	1	0	2	0	0	1	0	0	0
PUNTS	28	45	40	32	41	29	25	40	37	24	27
Avg Yards	45.1	50.1	48.0	47.0	48.2	49.4	47.4	45.6	49.1	49.7	52.2
PUNT RETURNS	11	17	22	16	22	9	10	12	14	9	19
Avg Return	12.6	15.7	9.6	12.9	8.1	11.8	9.9	9.8	8.2	16.2	16.6
Returned for TD	0	0	0	1	0	0	0	0	0	1	1
KICKOFF RETURNS	8	12	16	7	16	19	16	30	12	19	8
Avg Return	28.3	23.7	25.9	21.0	25.9	29.0	24.8	24.8	27.9	31.0	34.9
Returned for TD	0	0	0	0	0	1	0	0	0	0	0
PENALTIES	59	57	72	52	60	41	53	62	51	62	55
Yards Penalized	512	470	650	392	471	359	454	513	373	446	499
FUMBLES BY	14	14	11	9	14	14	12	8	8	12	6
Fumbles Lost	5	6	3	4	6	8	4	3	3	4	1
Opp Fumbles	6	16	10	12	9	11	10	6	12	9	11
Opp Fumbles Lost	2	4	5	5	3	5	3	5	8	2	5
POSS. TIME (avg)	31:23	28:07	29:38	31:43	32:35	27:53	27:45	27:27	30:26	27:56	30:25
TOUCHDOWNS	12	15	21	17	15	22	25	17	20	16	32
Rushing	6	7	5	8	6	9	6	7	9	3	14
Passing	6	8	16	8	9	11	17	10	9	12	16
Returns	0	0	0	1	0	2	2	0	2	1	2
EXTRA POINT KICKS	10/10	13/13	16/17	16/16	15/15	19/19	21/21	15/15	15/16	13/13	30/31
2-PT CONVERSIONS	0/2	1/2	1/4	0/1	0/0	2/3	1/3	0/2	2/4	1/3	0/0
FIELD GOALS MADE/ATTEMPTED	14/18	12/15	9/15	23/24	11/11	16/17	16/20	10/11	11/13	20/22	12/12
POINTS SCORED	124	141	171	187	140	207	221	147	172	171	258



# 2024 NATIONAL FOOTBALL LEAGUE

## TEAM DEFENSIVE TOTALS

CATEGORY	MIA	NE	NYJ	PIT	TEN	ARI	ATL	CAR	CHI	DAL	DET
POINTS ALLOWED	187	217	183	119	213	214	216	293	148	225	148
OPP FIRST DOWNS	144	190	169	135	131	196	194	210	139	159	170
Rushing	55	68	72	44	46	72	78	83	53	73	45
Passing	75	103	71	84	68	112	107	107	77	78	98
Penalty	14	19	26	7	17	12	9	20	9	8	27
OPP YARDS GAINED (tot)	2425	3253	2617	2484	2153	3253	3163	3527	2583	2918	2857
Avg per Game	303.1	361.4	290.8	310.5	269.1	361.4	351.4	391.9	322.9	364.8	357.1
OPP RUSHING (net)	960	1232	1193	724	907	1196	1198	1434	1053	1182	851
Avg per Game	120.0	136.9	132.6	90.5	113.4	132.9	133.1	159.3	131.6	147.8	106.4
Rushes	216	275	278	183	205	267	263	315	212	255	176
Yards per Rush	4.4	4.5	4.3	4.0	4.4	4.5	4.6	4.6	5.0	4.6	4.8
OPP PASSING (net)	1465	2021	1424	1760	1246	2057	1965	2093	1530	1736	2006
Avg per Game	183.1	224.6	158.2	220.0	155.8	228.6	218.3	232.6	191.3	217.0	250.8
Pass Attempts	228	279	255	270	231	288	319	270	246	221	306
Pass Completions	142	186	145	173	146	199	226	189	152	148	197
Completion Pct	62.3%	66.7%	56.9%	64.1%	63.2%	69.1%	70.9%	70.0%	61.8%	67.0%	64.4%
Yards Gained	1531	2112	1631	1908	1379	2182	2016	2149	1692	1841	2126
Sacked	10	16	31	19	18	21	9	10	23	18	20
Yards Lost	66	91	207	148	133	125	51	56	162	105	120
INTERCEPTED BY	4	4	2	10	3	5	7	3	7	4	11
Yards Returned	2	37	0	142	49	10	93	34	64	9	116
Returned for TD	0	0	0	0	0	0	1	0	1	0	1
OPP PUNT RETURNS	10	24	19	13	27	14	15	14	19	12	10
Avg Return	11.9	13.3	8.3	4.9	19.4	11.4	12.2	9.6	11.5	13.0	4.8
Returned for TD	0	1	0	0	1	0	0	0	0	0	0
OPP KICKOFF RETURNS	9	8	10	14	7	6	20	18	18	21	12
Avg Return	23.7	24.3	21.7	27.3	35.7	36.8	27.6	24.2	29.3	25.0	33.5
Returned for TD	0	0	0	0	0	0	0	0	0	0	0
OPP TOUCHDOWNS	19	24	18	12	24	22	21	34	14	26	15
Rushing	10	10	11	4	8	10	5	15	9	13	8
Passing	8	12	6	8	12	11	15	18	5	13	6
Returns	1	2	1	0	4	1	1	1	0	0	1

# 2024 NATIONAL FOOTBALL LEAGUE

## TEAM OFFENSIVE TOTALS

CATEGORY	GB	LAR	MIN	NO	NYG	PHI	SEA	SF	TB	WAS	NFL/Avg
GAMES (W-L-T)	6-3-0	4-4-0	6-2-0	2-7-0	2-7-0	6-2-0	4-5-0	4-4-0	4-5-0	7-2-0	---
FIRST DOWNS	184	167	154	171	169	167	192	173	203	202	168.1
Rushing	69	56	49	70	62	78	44	64	63	80	58.9
Passing	96	89	89	85	94	81	128	94	123	104	94.2
Penalty	19	22	16	16	13	8	20	15	17	18	15.0
YDS GAINED (tot)	3515	2631	2690	2983	2755	3017	3235	3302	3400	3528	2894.6
Avg per Game	390.6	328.9	336.3	331.4	306.1	377.1	359.4	412.8	377.8	392.0	335.6
RUSHING (net)	1393	777	913	1128	1032	1398	821	1272	1143	1475	1056.9
Avg per Game	154.8	97.1	114.1	125.3	114.7	174.8	91.2	159.0	127.0	163.9	122.5
Rushes	280	207	217	257	238	286	201	248	226	293	235.4
Yards per Rush	5.0	3.8	4.2	4.4	4.3	4.9	4.1	5.1	5.1	5.0	4.5
PASSING (net)	2122	1854	1777	1855	1723	1619	2414	2030	2257	2053	1837.7
Avg per Game	235.8	231.8	222.1	206.1	191.4	202.4	268.2	253.8	250.8	228.1	213.1
Attempts	279	277	225	289	313	216	343	242	315	254	277.1
Completions	176	182	157	182	197	150	234	156	225	182	181.1
Completion Pct	63.1%	65.7%	69.8%	63.0%	62.9%	69.4%	68.2%	64.5%	71.4%	71.7%	65.3%
Yards Gained	2200	1969	1946	1976	1886	1774	2595	2101	2389	2148	1976.3
Sacked	12	17	26	22	28	22	28	16	22	18	21.3
Yards Lost	78	115	169	121	163	155	181	71	132	95	138.5
Had Intercepted	10	6	7	6	5	4	10	7	9	2	6.1
Yards Opp Ret	105	63	46	47	39	57	152	20	88	0	67.9
Opp TDs on Int	2	0	0	1	1	0	1	0	0	0	0.4
PUNTS	31	31	28	39	41	26	40	22	27	19	33.5
Avg Yards	47.7	43.5	46.5	44.7	47.4	49.3	49.5	43.6	43.6	45.9	48.0
PUNT RETURNS	13	11	12	16	16	11	13	12	11	9	14.6
Avg Return	7.5	8.7	6.0	12.1	6.1	10.1	7.4	7.0	9.0	15.0	10.6
Returned for TD	0	0	0	1	0	0	0	0	0	0	0.2
KICKOFF RETURNS	7	8	5	21	24	13	22	10	16	12	13.9
Avg Return	27.9	25.5	22.4	26.2	25.4	25.6	30.8	26.7	28.4	30.3	26.8
Returned for TD	0	0	0	0	0	0	1	0	0	0	0.1
PENALTIES	67	44	57	58	51	51	74	45	56	54	56.0
Yards Penalized	485	360	431	570	398	378	571	392	423	411	452.0
FUMBLES BY	9	6	10	7	13	9	12	11	10	8	9.9
Fumbles Lost	3	3	6	5	6	5	5	4	3	1	4.4
Opp Fumbles	14	9	10	10	8	10	13	13	15	9	9.9
Opp Fumbles Lost	9	3	4	3	6	2	3	5	6	5	4.4
POSS. TIME (avg)	31:28	29:26	29:54	29:37	31:29	32:17	28:03	32:50	30:32	31:12	30:00
TOUCHDOWNS	25	20	24	23	14	24	25	21	31	27	21.6
Rushing	6	8	4	11	5	14	11	9	7	15	8.3
Passing	18	9	17	11	8	10	11	10	23	11	12.2
Returns	1	3	3	1	1	0	3	2	1	1	1.2
EXTRA POINT KICKS	22/22	15/17	23/23	19/21	7/8	19/19	22/23	18/19	27/28	24/24	96.6%
2-PT CONVERSIONS	2/3	0/2	0/1	0/2	0/6	2/5	0/2	0/2	1/3	1/2	32.4%
FIELD GOALS MADE/ATTEMPTED	18/24	11/13	14/16	16/17	16/19	10/13	12/15	22/23	14/15	25/29	85.8%
POINTS SCORED	230	170	209	207	139	199	210	210	259	263	195.6

# 2024 NATIONAL FOOTBALL LEAGUE

## TEAM DEFENSIVE TOTALS

CATEGORY	GB	LAR	MIN	NO	NYG	PHI	SEA	SF	TB	WAS	NFL/Avg
POINTS ALLOWED	194	194	150	229	202	155	221	182	243	189	195.6
OPP FIRST DOWNS	175	163	154	180	160	138	184	143	199	177	168.1
Rushing	66	64	26	67	64	47	68	47	67	70	58.9
Passing	96	84	113	98	85	82	97	88	116	93	94.2
Penalty	13	15	15	15	11	9	19	8	16	14	15.0
OPP YARDS GAINED (tot)	2880	2886	2658	3388	3007	2321	3218	2518	3480	2937	2894.6
Avg per Game	320.0	360.8	332.3	376.4	334.1	290.1	357.6	314.8	386.7	326.3	335.6
OPP RUSHING (net)	1017	1081	655	1229	1283	809	1255	846	1177	1287	1056.9
Avg per Game	113.0	135.1	81.9	136.6	142.6	101.1	139.4	105.8	130.8	143.0	122.5
Rushes	240	247	171	242	247	184	264	197	238	251	235.4
Yards per Rush	4.2	4.4	3.8	5.1	5.2	4.4	4.8	4.3	5.0	5.1	4.5
OPP PASSING (net)	1863	1805	2003	2159	1724	1512	1963	1672	2303	1650	1837.7
Avg per Game	207.0	225.6	250.4	239.9	191.6	189.0	218.1	209.0	255.9	183.3	213.1
Pass Attempts	282	231	316	305	250	256	296	260	340	241	277.1
Pass Completions	183	149	202	195	177	156	195	161	233	164	181.1
Completion Pct	64.9%	64.5%	63.9%	63.9%	70.8%	60.9%	65.9%	61.9%	68.5%	68.1%	65.3%
Yards Gained	2030	1965	2183	2279	1944	1666	2111	1764	2482	1791	1976.3
Sacked	22	21	27	19	35	22	21	20	25	24	21.3
Yards Lost	167	160	180	120	220	154	148	92	179	141	138.5
INTERCEPTED BY	10	8	13	11	1	5	6	10	5	3	6.1
Yards Returned	116	109	121	160	1	1	72	156	28	124	67.9
Returned for TD	1	2	2	0	0	0	0	1	0	1	0.4
OPP PUNT RETURNS	11	11	12	15	17	14	20	9	10	10	14.6
Avg Return	7.0	9.0	6.3	7.7	12.2	7.1	9.5	17.8	15.9	7.2	10.6
Returned for TD	0	0	0	0	1	0	0	0	1	0	0.2
OPP KICKOFF RETURNS	21	2	5	35	6	7	21	20	11	41	13.9
Avg Return	26.3	29.5	24.0	24.6	31.0	24.4	24.0	30.7	28.2	25.3	26.8
Returned for TD	0	0	0	0	0	0	0	1	0	0	0.1
OPP TOUCHDOWNS	23	22	18	24	21	16	25	21	28	23	21.6
Rushing	8	6	3	12	7	6	9	10	9	9	8.3
Passing	13	15	14	8	11	8	14	10	18	14	12.2
Returns	2	1	1	4	3	2	2	1	1	0	1.2



# 2024 NATIONAL FOOTBALL LEAGUE

---

# 2024 NATIONAL FOOTBALL LEAGUE

---

## AFC TEAM RANKINGS

TEAM	OFFENSE			DEFENSE		
	TOTAL	RUSH	PASS	TOTAL	RUSH	PASS
BAL	*1	*1	1	13	*1	16
BUF	4	9	6	11	10	10
CIN	5	13	2	12	13	11
CLE	15	14	14	10	9	8
DEN	12	7	13	5	5	5
HOU	3	4	4	2	7	3
IND	10	8	10	15	16	14
JAX	8	11	7	16	11	15
KC	2	6	3	4	2	9
LAC	9	10	9	7	4	7
LV	14	16	8	9	12	6
MIA	7	3	11	6	8	4
NE	16	12	16	14	15	13
NYJ	11	15	5	3	14	2
PIT	6	2	12	8	3	12
TEN	13	5	15	*1	6	*1

## NFC TEAM RANKINGS

TEAM	OFFENSE			DEFENSE		
	Total	Rush	Pass	Total	Rush	Pass
ARI	9	6	14	12	8	11
ATL	7	9	5	8	9	9
CAR	16	13	16	16	16	12
CHI	15	12	15	4	7	3
DAL	11	16	2	13	15	7
DET	6	5	10	9	4	15
GB	3	4	6	3	5	5
LAR	13	14	7	11	10	10
MIN	10	11	9	6	1	14
NO	12	8	11	14	11	13
NYG	14	10	13	7	13	4
PHI	5	1	12	1	2	2
SEA	8	15	*1	10	12	8
SF	1	3	3	2	3	6
TB	4	7	4	15	6	16
WAS	2	2	8	5	14	1

t = Tied for position

\* = League Leader

# 2024 NATIONAL FOOTBALL LEAGUE

---

## NFL TEAM RANKINGS

TEAM	OFFENSE			DEFENSE		
	TOTAL	RUSH	PASS	TOTAL	RUSH	PASS
ARI	12	7	25	25t	22	24
ATL	8	18	6	20	23	20
BAL	*1	*1	3	21	*1	32
BUF	15	17	16	17	15	16
CAR	30	25	30	32	32	25
CHI	28	23	29	12	20	8
CIN	17	27	7	19	18	17
CLE	31	29	28	15	14	12
DAL	14	31	2	27	30	18
DEN	25	15	27	6	9	6
DET	7	6	15	22	7	29
GB	4	5	8	11	10	13
HOU	11	11	13	2	12	3
IND	23	16	22	29	31	26
JAX	21	22	17	31	16	31
KC	10	14	10	5	3	15
LAC	22	20	21	8	8	11
LAR	18	26	9	24	24	23
LV	29	32	19	13	17	10
MIA	20	9	24	7	13	4
MIN	13	21	12	16	2	28
NE	32	24	32	25t	26	22
NO	16	13	18	28	25	27
NYG	26	19	23	18	28	9
NYJ	24	30	14	4	21	2
PHI	6	2	20	3	5	7
PIT	19	8	26	9	4	21
SEA	9	28	*1	23	27	19
SF	2	4	4	10	6	14
TB	5	10	5	30	19	30
TEN	27	12	31	*1	11	*1
WAS	3	3	11	14	29	5

t = Tied for position

\* = League Leader



# 2024 NATIONAL FOOTBALL LEAGUE

## AFC TEAM OFFENSE RANK

TEAM	(A)	(B)	(C)	(D)	(E)	(F)	(G)	(H)	(I)	(J)	(K)	(L)	(M)	(N)	(O)	(P)	(Q)
BAL	1	1	1	1	1	1	4	3	1	3	8t	9	12	14	14	1	12
BUF	4	2	9	9	6	2	3	1	3	9	1	7	3	11	12	2	9
CIN	5	4	13	11	2	3	6	6	5	2	8t	16	6	3	2	3	15
CLE	15	16	14	13	14	16	12	16	14	16	7	11	15	1	4	14	13t
DEN	12	12	7	5	13	12	9	2	12t	13	10	10	5	13	8	9	3
HOU	3	8	4	4	4	9	5	13	4	8	3	15	2	16	9	6	8
IND	10	5	8	3	10	8	14t	7	11	10	5	8	1	7	6	8	10
JAX	8	3	11	2	7	7	10	8	10	15	11t	2	8	4	1	7	4
KC	2	7	6	15	3	4	14t	4	2	1	2	6	11	6	5	4	7
LAC	9	6	10	12	9	5	1	14	16	5	11t	3	13t	8	7	10	5
LV	14	14	16	16	8	13	13	11	12t	12	15	14	7	2	3	12	6
MIA	7	11	3	8	11	11	7	9	6	7	16	5	4	15	15	16	13t
NE	16	15	12	6	16	15	8	15	15	11	4	1	13t	5	13	15	11
NYJ	11	10	15	14	5	10	11	5	9	4	14	12	10	10	11	11	16
PIT	6	9	2	10	12	6	2	12	7t	6	6	4	16	12	10	5	2
TEN	13	13	5	7	15	14	16	10	7t	14	13	13	9	9	16	13	1

## AFC TEAM DEFENSE RANK

TEAM	(A)	(B)	(C)	(D)	(E)	(F)	(G)	(H)	(I)	(J)	(K)	(L)	(M)	(N)	(O)	(P)	(Q)	(R)	(S)
BAL	13	14	1	1	16	14	10t	6	12	16	4	7	8	4	10	12	5t	4	1
BUF	11	11	10	16	10	6	4	9	11	11	3	6	14	11	8	5	11t	1	10
CIN	12	7	13	5	11	8	7	15	14	13t	11t	3	6	16	15	13	7	7	11
CLE	10	12	9	12	8	12	16	4	5	2	11t	15	11	13	4	10	2	12	13
DEN	5	2	5	4	5	4	5	2	8	9	2	4	5	6	12	3	14	6	8
HOU	2	4	7	15	3	1	3	3	3	5	15	2	7	15	16	8	16	8	2
IND	15	13	16	10	14	13	6	10	16	12	10	12	15	1	2	7	3	9	14
JAX	16	16	11	7	15	16	15	11	15	13t	7	10	12	9	7	16	9	11	15
KC	4	6	2	2	9	9	8	12	6	8	5	8	13	14	13	4	11t	5	3
LAC	7	5	4	14	7	5	2	5	2	3	6	9	10	10	14	1	1	3	9
LV	9	9	12	13	6	7	9	13	10	10	11t	13	3	7	9	15	13	16	12
MIA	6	10	8	9	4	11	10t	16	7	4	8t	11	2	12	6	9	10	13	5
NE	14	15	15	11	13	15	12	14	13	15	1	14	4	2	1	11	5t	14	16
NYJ	3	1	14	6	2	2	14	1	9	7	16	5	1	3	5	6	8	10	6
PIT	8	8	3	3	12	10	1	8	4	6	8t	1	9	5	3	2	4	2	7
TEN	1	3	6	8	1	3	13	7	1	1	14	16	16	8	11	14	15	15	4

- |     |                                  |     |  |
|-----|----------------------------------|-----|--|
| (A) | Total Yards per Game             | (K) | Fourth Down Efficiency                                     |
| (B) | Total Yards per Play             | (L) | Punt Return Average  |
| (C) | Rushing Yards per Game           | (M) | Kickoff Return Average                                     |
| (D) | Rushing Yards per Attempt        | (N) | Gross Punting Average                                      |
| (E) | Passing Net Yards per Game       | (O) | Net Punting Average  |
| (F) | Passing Net Yards per Play       | (P) | Points per Game  |
| (G) | Passing, Percent Had Intercepted | (Q) | Field Goal Percentage                                      |
| (H) | Sacks per Pass Play              | (R) | Points per Game Differential (combined offense/defense)    |
| (I) | First Downs per Game             | (S) | Net Yards per Game Differential (combined offense/defense) |
| (J) | Third Down Efficiency            |     |  |

# 2024 NATIONAL FOOTBALL LEAGUE

## NFC TEAM OFFENSE RANK

TEAM	(A)	(B)	(C)	(D)	(E)	(F)	(G)	(H)	(I)	(J)	(K)	(L)	(M)	(N)	(O)	(P)	(Q)
ARI	9	7	6	1	14	10	2	2	12	5	15	5	5	4	4	10t	3t
ATL	7	6	9	8	5	6	9	3	9	8	2	7	14	8	14	8	13t
CAR	16	14	13	9	16	14	16	4	16	15	16	8	15	12	9	15	6t
CHI	15	16	12	14	15	16	6	15	15	16	5	11	7	6	7	12	10t
DAL	11	13	16	15	2	13	10	6	10	10	14	2	2	2	6	13	6t
DET	6	4	5	6	10	3	4	12	4	4	7	1	1	1	1	1	1
GB	3	3	4	5	6	4	15	1	8	11	8t	12	8	7	2	6	16
LAR	13	12	14	16	7	11	8	5	6t	13	10	10	12	16	13	14	10t
MIN	10	9	11	12	9	5	14	16	11	6	6	16	16	10	8	5	8
NO	12	11	8	10	11	12	7	10	13	9	8t	4	10	13	12	10t	3t
NYG	14	15	10	11	13	15	3	13	14	12	4	15	13	9	11	16	12
PHI	5	8	1	7	12	7	5	14	6t	7	3	6	11	5	3	7	15
SEA	8	10	15	13	1	9	13	11	5	14	11t	13	3	3	5	9	13t
SF	1	1	3	2	3	1	12	7	3	3	13	14	9	15	16	4	2
TB	4	5	7	3	4	8	11	8	1	1	11t	9	6	14	15	3	5
WAS	2	2	2	4	8	2	1	9	2	2	1	3	4	11	10	2	9

## NFC TEAM DEFENSE RANK

TEAM	(A)	(B)	(C)	(D)	(E)	(F)	(G)	(H)	(I)	(J)	(K)	(L)	(M)	(N)	(O)	(P)	(Q)	(R)	(S)
ARI	12	8	8	6	11	12	12	11	14	15	9t	10	16	11	8	9	15	10	10
ATL	8	5	9	8	9	5	8	16	13	14	4	12	9	1	3	10	16	9	5
CAR	16	15	16	7	12	16	15	15	16	16	5	9	3	8	6	16	14	16	16
CHI	4	6	7	13	3	2	7	3	2	4	6t	11	11	7	10	1t	5	7	12
DAL	13	14	15	9	7	15	11	7	8	6	13	14	6	6	5	15	13	14	13
DET	9	10	4	11	15	8	4	13	12	1	3	1	15	10	1	1t	7	1	6
GB	3	4	5	2	5	7	5	8	6	3	11	3	8	15	15	6	10t	5	3
LAR	11	13	10	4	10	14	6	4	10	7	16	7	12	13	12	11	12	13	14
MIN	6	2	1	1	14	3	1	6	5	2	1	2	1t	9	11	3	1	3	7
NO	14	16	11	14	13	13	3	14	9	10	2	6	5	2	2	13	8	12	15
NYG	7	9	13	16	4	6	16	1	3	5	14	13	14	14	14	7	6	15	11
PHI	1	1	2	5	2	1	10	5	1	9	8	4	4	4	7	4	3t	4	2
SEA	10	7	12	10	8	9	9	12	11	8	6t	8	1t	5	9	12	3t	11	8
SF	2	3	3	3	6	4	2	9	4	13	9t	16	13	16	16	8	10t	6	1
TB	15	12	6	12	16	11	13	10	15	12	15	15	10	3	4	14	2	8	9
WAS	5	11	14	15	1	10	14	2	7	11	12	5	7	12	13	5	9	2	4

- |                                      |  |
|--------------------------------------|--|
| (A) Total Yards per Game             | (K) Fourth Down Efficiency                                     |
| (B) Total Yards per Play             | (L) Punt Return Average  |
| (C) Rushing Yards per Game           | (M) Kickoff Return Average                                     |
| (D) Rushing Yards per Attempt        | (N) Gross Punting Average                                      |
| (E) Passing Net Yards per Game       | (O) Net Punting Average  |
| (F) Passing Net Yards per Play       | (P) Points per Game  |
| (G) Passing, Percent Had Intercepted | (Q) Field Goal Percentage                                      |
| (H) Sacks per Pass Play              | (R) Points per Game Differential (combined offense/defense)    |
| (I) First Downs per Game             | (S) Net Yards per Game Differential (combined offense/defense) |
| (J) Third Down Efficiency            |  |

# 2024 NATIONAL FOOTBALL LEAGUE

## NFL TEAM OFFENSE RANK

TEAM	(A)	(B)	(C)	(D)	(E)	(F)	(G)	(H)	(I)	(J)	(K)	(L)	(M)	(N)	(O)	(P)	(Q)
BAL	1	1	1	1	3	1	4	4	1	5	15t	14	27	24	25	2	26
BUF	15	9	17	19	16	8	3	1	10t	17	1t	11	8	18	20	4	21
CIN	17	14	27	24	7	11	8	13	14	3	15t	29	14	4	3	7	30
CLE	31	32	29	27	28	32	21	32	29	32	12	16	30	2	5	28	27t
DEN	25	25	15	13	27	25	15	3	27t	27	19	15	11	22	13	23	5
HOU	11	20	11	12	13	22	7	26	13	16	5	26	6	28	14	17	20
IND	23	15	16	10	22	19	28t	14	26	21	8	13	4	10	8	22	22
JAX	21	13	22	9	17	18	17	16	25	30	21t	4	18	5	2	18	9
KC	10	19	14	29	10	13	28t	8	4	1	3	9	24	7	7	10	14
LAC	22	16	20	25	21	14	1	28	31	11	21t	6	28t	14	11	24	12
LV	29	29	32	32	19	26	27	24	27t	26	30	25	15	3	4	26	13
MIA	20	24	9	17	24	24	9	19	16t	14	32	8	10	27	28	31	27t
NE	32	31	24	14	32	31	11	29	30	25	6	3	28t	6	21	30	23t
NYJ	24	23	30	28	14	23	18	10	24	10	28t	20	20	16	19	25	32
PIT	19	21	8	22	26	16	2	25	20t	12t	10t	7	32	21	15	13	3
TEN	27	28	12	15	31	29	32	21	20t	28	25	24	19	15	32	27	1t
ARI	12	8	7	2	25	15	6	5	18	8	28t	12	7	11	10	15t	6t
ATL	8	7	18	11	6	7	20	6	12	15	4	18	25	19	29	12	23t
CAR	30	26	25	16	30	27	31	7	32	29	31	19	26	26	22	29	10t
CHI	28	30	23	26	29	30	14	30	23	31	10t	23	12	13	17	19	17t
DAL	14	22	31	30	2	21	22	11	15	19	27	2	2	8	16	20	10t
DET	7	5	6	7	15	4	12	22	6	7	14	1	1	1	1	1	1t
GB	4	4	5	6	8	5	30	2	10t	20	15t	27	13	17	6	9	31
LAR	18	18	26	31	9	17	19	9	8t	23	20	22	22	32	27	21	17t
MIN	13	11	21	21	12	6	26	31	16t	9	13	32	31	23	18	8	15
NO	16	17	13	18	18	20	16	18	19	18	15t	10	17	29	26	15t	6t
NYG	26	27	19	20	23	28	10	23	22	22	9	31	23	20	24	32	19
PHI	6	10	2	8	20	9	13	27	8t	12t	7	17	21	12	9	11	29
SEA	9	12	28	23	1	12	25	20	7	24	21t	28	3	9	12	14	23t
SF	2	2	4	3	4	2	24	12	5	6	26	30	16	31	31	6	4
TB	5	6	10	4	5	10	23	15	2	2	21t	21	9	30	30	5	8
WAS	3	3	3	5	11	3	5	17	3	4	1t	5	5	25	23	3	16

- (A) Total Yards per Game
- (B) Total Yards per Play
- (C) Rushing Yards per Game
- (D) Rushing Yards per Attempt
- (E) Passing Net Yards per Game
- (F) Passing Net Yards per Play
- (G) Passing, Percent Had Intercepted
- (H) Sacks per Pass Play
- (I) First Downs per Game

- (J) Third Down Efficiency
- (K) Fourth Down Efficiency
- (L) Punt Return Average
- (M) Kickoff Return Average
- (N) Gross Punting Average
- (O) Net Punting Average
- (P) Points per Game
- (Q) Field Goal Percentage

# 2024 NATIONAL FOOTBALL LEAGUE

## NFL TEAM DEFENSE RANK

TEAM	(A)	(B)	(C)	(D)	(E)	(F)	(G)	(H)	(I)	(J)	(K)	(L)	(M)	(N)	(O)	(P)	(Q)	(R)	(S)
BAL	21	21	1	1	32	27	21t	12	23	30	6t	13	16	14	16	23	7t	7	2
BUF	17	17	15	26	16	8	11	21	18	21	5	12	28	24	14	8	17t	2	17t
CIN	19	9	18	6	17	13	16	29	26t	26t	23t	9	12	32	30	25	9	15	20
CLE	15	18	14	18	12	23	32	5	6	3	23t	29	20	27	9	18	3	27	28
DEN	6	2	9	5	6	4	12	3	12	16	2	10	8	16	20	3	25t	13	12t
HOU	2	4	12	24	3	1	9	4	3	9t	30	3	15	29	31	14	31t	17	5
IND	29	20	31	15	26	26	14	22	30	24	22	23	29	3	5	12	4t	18	29
JAX	31	32	16	10	31	31	30	23	28t	26t	17t	17	24	21	13	30	11t	24	30
KC	5	7	3	2	15	15	18	24	7t	15	10	14	25	28	21	4	17t	8	7
LAC	8	6	8	22	11	5	8	9	2	5	13	16	19	22	26	1	2	6	15
LV	13	11	17	19	10	10	20	27	14	20	23t	26	3	17	15	29	20	31	26
MIA	7	14	13	14	4	19	21t	30	11	6	19t	22	2	26	12	17	14t	28	9
NE	25t	26	26	17	22	28	25	28	24	28	1	28	7	7	1	21	7t	29	31
NYJ	4	1	21	8	2	2	29	2	13	13	31	11	1	9	10	10	10	21	10
PIT	9	10	4	4	21	16	3	20	4	11	19t	2	17	15	6	2	6	3	11
TEN	1	3	11	13	1	3	26	15	1	2	28	32	31	19	17	27	27t	30	8
ARI	25t	22	22	16	24	24	23	18	28t	31	15t	20	32	18	19	19	30	19	21
ATL	20	15	23	21	20	12	13	32	26t	29	8	24	18	1	4	20	31t	16	12t
CAR	32	30	32	20	25	32	28	31	32	32	9	19	6	11	11	32	29	32	32
CHI	12	16	20	29	8	7	10	7	7t	8	11t	21	22	10	23	5t	14t	12	23
DAL	27	29	30	23	18	30	19	13	19	12	26	27	11	8	8	31	27t	25	24
DET	22	24	7	27	29	18	5	25	25	1	6t	1	30	13	2	5t	19	1	14
GB	11	13	10	7	13	17	6	14	16	7	17t	5	14	30	29	13	23t	10	4
LAR	24	28	24	11	23	29	7	8	21	14	32	15	23	23	25	22	25t	23	25
MIN	16	8	2	3	28	9	1	11	15	4	3	4	4t	12	24	7	1	5	16
NO	28	31	25	30	27	25	4	26	20	19	4	8	10	2	3	26	21	22	27
NYG	18	23	28	32	9	14	31	1	9	9t	27	25	27	25	28	15	16	26	22
PHI	3	5	5	12	7	6	17	10	5	18	14	6	9	5	18	9	11t	9	3
SEA	23	19	27	25	19	20	15	19	22	17	11t	18	4t	6	22	24	11t	20	17t
SF	10	12	6	9	14	11	2	16	10	25	15t	31	26	31	32	16	23t	11	1
TB	30	27	19	28	30	22	24	17	31	23	29	30	21	4	7	28	4t	14	19
WAS	14	25	29	31	5	21	27	6	17	22	21	7	13	20	27	11	22	4	6

- (A) Total Yards per Game
- (B) Total Yards per Play
- (C) Rushing Yards per Game
- (D) Rushing Yards per Attempt
- (E) Passing Net Yards per Game
- (F) Passing Net Yards per Play
- (G) Passing, Percent Had Intercepted
- (H) Sacks per Pass Play
- (I) First Downs per Game
- (J) Third Down Efficiency

- (K) Fourth Down Efficiency
- (L) Punt Return Average
- (M) Kickoff Return Average
- (N) Gross Punting Average
- (O) Net Punting Average
- (P) Points per Game
- (Q) Field Goal Percentage
- (R) Points per Game Differential (combined offense/defense)
- (S) Net Yards per Game Differential (combined offense/defense)





# 2024 NATIONAL FOOTBALL LEAGUE

## AFC TOTAL OFFENSE

RANK	TEAM	TOTAL	RUSH	PASS	TOTAL/G	RUSH/G	PASS/G
1	Baltimore	4013	1727	2286	445.9	191.9	254.0
2	Kansas City	2820	979	1841	352.5	122.4	230.1
3	Houston	3133	1138	1995	348.1	126.4	221.7
4	Buffalo	3017	1072	1945	335.2	119.1	216.1
5	Cincinnati	2975	848	2127	330.6	94.2	236.3
6	Pittsburgh	2625	1105	1520	328.1	138.1	190.0
7	Miami	2599	1071	1528	324.9	133.9	191.0
8	Jacksonville	2886	1021	1865	320.7	113.4	207.2
9	Los Angeles Chargers	2522	916	1606	315.3	114.5	200.8
10	Indianapolis	2835	1092	1743	315.0	121.3	193.7
11	New York Jets	2778	789	1989	308.7	87.7	221.0
12	Denver	2777	1093	1684	308.6	121.4	187.1
13	Tennessee	2371	1005	1366	296.4	125.6	170.8
14	Las Vegas	2522	692	1830	280.2	76.9	203.3
15	Cleveland	2470	819	1651	274.4	91.0	183.4
16	New England	2383	999	1384	264.8	111.0	153.8
	<b>TOTALS</b>	<b>44726</b>	<b>16366</b>	<b>28360</b>	<b>321.8</b>	<b>117.7</b>	<b>204.0</b>

## AFC TOTAL DEFENSE

RANK	TEAM	TOTAL	RUSH	PASS	TOTAL/G	RUSH/G	PASS/G
1	Tennessee	2153	907	1246	269.1	113.4	155.8
2	Houston	2535	1028	1507	281.7	114.2	167.4
3	New York Jets	2617	1193	1424	290.8	132.6	158.2
4	Kansas City	2349	671	1678	293.6	83.9	209.8
5	Denver	2657	978	1679	295.2	108.7	186.6
6	Miami	2425	960	1465	303.1	120.0	183.1
7	Los Angeles Chargers	2430	863	1567	303.8	107.9	195.9
8	Pittsburgh	2484	724	1760	310.5	90.5	220.0
9	Las Vegas	2925	1169	1756	325.0	129.9	195.1
10	Cleveland	2954	1103	1851	328.2	122.6	205.7
11	Buffalo	3000	1111	1889	333.3	123.4	209.9
12	Cincinnati	3086	1174	1912	342.9	130.4	212.4
13	Baltimore	3209	681	2528	356.6	75.7	280.9
14	New England	3253	1232	2021	361.4	136.9	224.6
15	Indianapolis	3452	1348	2104	383.6	149.8	233.8
16	Jacksonville	3504	1125	2379	389.3	125.0	264.3
	<b>TOTALS</b>	<b>45033</b>	<b>16267</b>	<b>28766</b>	<b>324.0</b>	<b>117.0</b>	<b>206.9</b>

# 2024 NATIONAL FOOTBALL LEAGUE

## NFC TOTAL OFFENSE

RANK	TEAM	TOTAL	RUSH	PASS	TOTAL/G	RUSH/G	PASS/G
1	San Francisco	3302	1272	2030	412.8	159.0	253.8
2	Washington	3528	1475	2053	392.0	163.9	228.1
3	Green Bay	3515	1393	2122	390.6	154.8	235.8
4	Tampa Bay	3400	1143	2257	377.8	127.0	250.8
5	Philadelphia	3017	1398	1619	377.1	174.8	202.4
6	Detroit	2957	1221	1736	369.6	152.6	217.0
7	Atlanta	3283	1066	2217	364.8	118.4	246.3
8	Seattle	3235	821	2414	359.4	91.2	268.2
9	Arizona	3058	1347	1711	339.8	149.7	190.1
10	Minnesota	2690	913	1777	336.3	114.1	222.1
11	Dallas	2689	656	2033	336.1	82.0	254.1
12	New Orleans	2983	1128	1855	331.4	125.3	206.1
13	Los Angeles Rams	2631	777	1854	328.9	97.1	231.8
14	New York Giants	2755	1032	1723	306.1	114.7	191.4
15	Chicago	2357	900	1457	294.6	112.5	182.1
16	Carolina	2501	912	1589	277.9	101.3	176.6
	<b>TOTALS</b>	<b>47901</b>	<b>17454</b>	<b>30447</b>	<b>349.6</b>	<b>127.4</b>	<b>222.2</b>

## NFC TOTAL DEFENSE

RANK	TEAM	TOTAL	RUSH	PASS	TOTAL/G	RUSH/G	PASS/G
1	Philadelphia	2321	809	1512	290.1	101.1	189.0
2	San Francisco	2518	846	1672	314.8	105.8	209.0
3	Green Bay	2880	1017	1863	320.0	113.0	207.0
4	Chicago	2583	1053	1530	322.9	131.6	191.3
5	Washington	2937	1287	1650	326.3	143.0	183.3
6	Minnesota	2658	655	2003	332.3	81.9	250.4
7	New York Giants	3007	1283	1724	334.1	142.6	191.6
8	Atlanta	3163	1198	1965	351.4	133.1	218.3
9	Detroit	2857	851	2006	357.1	106.4	250.8
10	Seattle	3218	1255	1963	357.6	139.4	218.1
11	Los Angeles Rams	2886	1081	1805	360.8	135.1	225.6
12	Arizona	3253	1196	2057	361.4	132.9	228.6
13	Dallas	2918	1182	1736	364.8	147.8	217.0
14	New Orleans	3388	1229	2159	376.4	136.6	239.9
15	Tampa Bay	3480	1177	2303	386.7	130.8	255.9
16	Carolina	3527	1434	2093	391.9	159.3	232.6
	<b>TOTALS</b>	<b>47594</b>	<b>17553</b>	<b>30041</b>	<b>347.4</b>	<b>128.1</b>	<b>219.3</b>

# 2024 NATIONAL FOOTBALL LEAGUE

## NFL TOTAL OFFENSE

RANK	TEAM	TOTAL	RUSH	PASS	TOTAL/G	RUSH/G	PASS/G
1	Baltimore	4013	1727	2286	445.9	191.9	254.0
2	San Francisco	3302	1272	2030	412.8	159.0	253.8
3	Washington	3528	1475	2053	392.0	163.9	228.1
4	Green Bay	3515	1393	2122	390.6	154.8	235.8
5	Tampa Bay	3400	1143	2257	377.8	127.0	250.8
6	Philadelphia	3017	1398	1619	377.1	174.8	202.4
7	Detroit	2957	1221	1736	369.6	152.6	217.0
8	Atlanta	3283	1066	2217	364.8	118.4	246.3
9	Seattle	3235	821	2414	359.4	91.2	268.2
10	Kansas City	2820	979	1841	352.5	122.4	230.1
11	Houston	3133	1138	1995	348.1	126.4	221.7
12	Arizona	3058	1347	1711	339.8	149.7	190.1
13	Minnesota	2690	913	1777	336.3	114.1	222.1
14	Dallas	2689	656	2033	336.1	82.0	254.1
15	Buffalo	3017	1072	1945	335.2	119.1	216.1
16	New Orleans	2983	1128	1855	331.4	125.3	206.1
17	Cincinnati	2975	848	2127	330.6	94.2	236.3
18	Los Angeles Rams	2631	777	1854	328.9	97.1	231.8
19	Pittsburgh	2625	1105	1520	328.1	138.1	190.0
20	Miami	2599	1071	1528	324.9	133.9	191.0
21	Jacksonville	2886	1021	1865	320.7	113.4	207.2
22	Los Angeles Chargers	2522	916	1606	315.3	114.5	200.8
23	Indianapolis	2835	1092	1743	315.0	121.3	193.7
24	New York Jets	2778	789	1989	308.7	87.7	221.0
25	Denver	2777	1093	1684	308.6	121.4	187.1
26	New York Giants	2755	1032	1723	306.1	114.7	191.4
27	Tennessee	2371	1005	1366	296.4	125.6	170.8
28	Chicago	2357	900	1457	294.6	112.5	182.1
29	Las Vegas	2522	692	1830	280.2	76.9	203.3
30	Carolina	2501	912	1589	277.9	101.3	176.6
31	Cleveland	2470	819	1651	274.4	91.0	183.4
32	New England	2383	999	1384	264.8	111.0	153.8
	<b>TOTALS</b>	<b>92627</b>	<b>33820</b>	<b>58807</b>	<b>335.6</b>	<b>122.5</b>	<b>213.1</b>



# 2024 NATIONAL FOOTBALL LEAGUE

## NFL TOTAL DEFENSE

RANK	TEAM	TOTAL	RUSH	PASS	TOTAL/G	RUSH/G	PASS/G
1	Tennessee	2153	907	1246	269.1	113.4	155.8
2	Houston	2535	1028	1507	281.7	114.2	167.4
3	Philadelphia	2321	809	1512	290.1	101.1	189.0
4	New York Jets	2617	1193	1424	290.8	132.6	158.2
5	Kansas City	2349	671	1678	293.6	83.9	209.8
6	Denver	2657	978	1679	295.2	108.7	186.6
7	Miami	2425	960	1465	303.1	120.0	183.1
8	Los Angeles Chargers	2430	863	1567	303.8	107.9	195.9
9	Pittsburgh	2484	724	1760	310.5	90.5	220.0
10	San Francisco	2518	846	1672	314.8	105.8	209.0
11	Green Bay	2880	1017	1863	320.0	113.0	207.0
12	Chicago	2583	1053	1530	322.9	131.6	191.3
13	Las Vegas	2925	1169	1756	325.0	129.9	195.1
14	Washington	2937	1287	1650	326.3	143.0	183.3
15	Cleveland	2954	1103	1851	328.2	122.6	205.7
16	Minnesota	2658	655	2003	332.3	81.9	250.4
17	Buffalo	3000	1111	1889	333.3	123.4	209.9
18	New York Giants	3007	1283	1724	334.1	142.6	191.6
19	Cincinnati	3086	1174	1912	342.9	130.4	212.4
20	Atlanta	3163	1198	1965	351.4	133.1	218.3
21	Baltimore	3209	681	2528	356.6	75.7	280.9
22	Detroit	2857	851	2006	357.1	106.4	250.8
23	Seattle	3218	1255	1963	357.6	139.4	218.1
24	Los Angeles Rams	2886	1081	1805	360.8	135.1	225.6
25	Arizona	3253	1196	2057	361.4	132.9	228.6
25	New England	3253	1232	2021	361.4	136.9	224.6
27	Dallas	2918	1182	1736	364.8	147.8	217.0
28	New Orleans	3388	1229	2159	376.4	136.6	239.9
29	Indianapolis	3452	1348	2104	383.6	149.8	233.8
30	Tampa Bay	3480	1177	2303	386.7	130.8	255.9
31	Jacksonville	3504	1125	2379	389.3	125.0	264.3
32	Carolina	3527	1434	2093	391.9	159.3	232.6
	<b>TOTALS</b>	<b>92627</b>	<b>33820</b>	<b>58807</b>	<b>335.6</b>	<b>122.5</b>	<b>213.1</b>

# 2024 NATIONAL FOOTBALL LEAGUE

---

# 2024 NATIONAL FOOTBALL LEAGUE

## AFC TEAM TAKEAWAYS/GIVEAWAYS

RANK	TEAM	TAKEAWAYS			GIVEAWAYS			NET DIFF
		INT	FUM	TOTAL	INT	FUM	TOTAL	
1	Buffalo	8	7	15	2	2	4	+11
2	Pittsburgh	10	5	15	1	4	5	+10
3	Los Angeles Chargers	9	4	13	1	3	4	+9
4	Houston	8	5	13	4	5	9	+4
5	Baltimore	6	3	9	2	4	6	+3
6	Indianapolis	6	9	15	9	4	13	+2
7	Cincinnati	6	4	10	4	5	9	+1
8	Denver	7	5	12	6	7	13	-1
9t	Miami	4	2	6	4	5	9	-3
9t	New England	4	4	8	5	6	11	-3
9t	New York Jets	2	5	7	7	3	10	-3
12	Kansas City	5	3	8	9	3	12	-4
13t	Cleveland	1	4	5	8	4	12	-7
13t	Jacksonville	2	3	5	6	6	12	-7
15	Tennessee	3	3	6	11	6	17	-11
16	Las Vegas	5	0	5	10	9	19	-14
	<b>TOTALS</b>	<b>86</b>	<b>66</b>	<b>152</b>	<b>89</b>	<b>76</b>	<b>165</b>	<b>-13</b>

## NFC TEAM TAKEAWAYS/GIVEAWAYS

RANK	TEAM	TAKEAWAYS			GIVEAWAYS			NET DIFF
		INT	FUM	TOTAL	INT	FUM	TOTAL	
1	Detroit	11	5	16	4	1	5	+11
2	Chicago	7	8	15	5	3	8	+7
3	Green Bay	10	9	19	10	3	13	+6
4	Washington	3	5	8	2	1	3	+5
5t	Minnesota	13	4	17	7	6	13	+4
5t	San Francisco	10	5	15	7	4	11	+4
7	New Orleans	11	3	14	6	5	11	+3
8	Los Angeles Rams	8	3	11	6	3	9	+2
9t	Arizona	5	5	10	3	8	11	-1
9t	Atlanta	7	3	10	7	4	11	-1
9t	Tampa Bay	5	6	11	9	3	12	-1
12	Philadelphia	5	2	7	4	5	9	-2
13	New York Giants	1	6	7	5	6	11	-4
14	Seattle	6	3	9	10	5	15	-6
15t	Carolina	3	5	8	12	3	15	-7
15t	Dallas	4	2	6	9	4	13	-7
	<b>TOTALS</b>	<b>109</b>	<b>74</b>	<b>183</b>	<b>106</b>	<b>64</b>	<b>170</b>	<b>+13</b>

# 2024 NATIONAL FOOTBALL LEAGUE

## NFL TEAM TAKEAWAYS/GIVEAWAYS

RANK	TEAM	TAKEAWAYS			GIVEAWAYS			NET DIFF
		INT	FUM	TOTAL	INT	FUM	TOTAL	
1t	Buffalo	8	7	15	2	2	4	+11
1t	Detroit	11	5	16	4	1	5	+11
3	Pittsburgh	10	5	15	1	4	5	+10
4	Los Angeles Chargers	9	4	13	1	3	4	+9
5	Chicago	7	8	15	5	3	8	+7
6	Green Bay	10	9	19	10	3	13	+6
7	Washington	3	5	8	2	1	3	+5
8t	Houston	8	5	13	4	5	9	+4
8t	Minnesota	13	4	17	7	6	13	+4
8t	San Francisco	10	5	15	7	4	11	+4
11t	Baltimore	6	3	9	2	4	6	+3
11t	New Orleans	11	3	14	6	5	11	+3
13t	Indianapolis	6	9	15	9	4	13	+2
13t	Los Angeles Rams	8	3	11	6	3	9	+2
15	Cincinnati	6	4	10	4	5	9	+1
16t	Arizona	5	5	10	3	8	11	-1
16t	Atlanta	7	3	10	7	4	11	-1
16t	Denver	7	5	12	6	7	13	-1
16t	Tampa Bay	5	6	11	9	3	12	-1
20	Philadelphia	5	2	7	4	5	9	-2
21t	Miami	4	2	6	4	5	9	-3
21t	New England	4	4	8	5	6	11	-3
21t	New York Jets	2	5	7	7	3	10	-3
24t	Kansas City	5	3	8	9	3	12	-4
24t	New York Giants	1	6	7	5	6	11	-4
26	Seattle	6	3	9	10	5	15	-6
27t	Carolina	3	5	8	12	3	15	-7
27t	Cleveland	1	4	5	8	4	12	-7
27t	Dallas	4	2	6	9	4	13	-7
27t	Jacksonville	2	3	5	6	6	12	-7
31	Tennessee	3	3	6	11	6	17	-11
32	Las Vegas	5	0	5	10	9	19	-14
	<b>TOTALS</b>	<b>195</b>	<b>140</b>	<b>335</b>	<b>195</b>	<b>140</b>	<b>335</b>	<b>0</b>



# 2024 NATIONAL FOOTBALL LEAGUE

---

# 2024 NATIONAL FOOTBALL LEAGUE

## AFC OFFENSE INSIDE THE 20

RANK	TEAM	DRIVES	PTS	TD	TD%	FG	SCORES	SCORE%
1	Baltimore	39	227	29	74.4%	8	37	94.9%
2	Cincinnati	26	146	18	69.2%	7	25	96.2%
3	Buffalo	39	202	25	64.1%	10	35	89.7%
4	Las Vegas	22	110	13	59.1%	6	19	86.4%
5	Kansas City	31	154	18	58.1%	10	28	90.3%
6	New York Jets	28	134	16	57.1%	8	24	85.7%
7	Houston	30	138	17	56.7%	7	24	80.0%
8t	Cleveland	16	79	9	56.3%	5	14	87.5%
8t	Jacksonville	32	147	18	56.3%	7	25	78.1%
10	New England	22	102	12	54.5%	6	18	81.8%
11	Indianapolis	26	123	14	53.8%	9	23	88.5%
12	Denver	30	134	16	53.3%	8	24	80.0%
13	Los Angeles Chargers	19	89	10	52.6%	7	17	89.5%
14	Tennessee	25	109	13	52.0%	6	19	76.0%
15	Miami	22	96	11	50.0%	7	18	81.8%
16	Pittsburgh	28	126	13	46.4%	12	25	89.3%
	<b>TOTALS</b>	<b>435</b>	<b>2116</b>	<b>252</b>	<b>57.9%</b>	<b>123</b>	<b>375</b>	<b>86.2%</b>

## AFC DEFENSE INSIDE THE 20

RANK	TEAM	DRIVES	PTS	TD	TD%	FG	SCORES	SCORE%
1	Pittsburgh	24	90	9	37.5%	9	18	75.0%
2	Los Angeles Chargers	15	59	6	40.0%	6	12	80.0%
3	Buffalo	32	132	15	46.9%	9	24	75.0%
4	Denver	23	105	11	47.8%	9	20	87.0%
5	New York Jets	30	139	16	53.3%	9	25	83.3%
6	Kansas City	26	112	14	53.8%	6	20	76.9%
7	Baltimore	29	134	16	55.2%	8	24	82.8%
8	Miami	23	105	13	56.5%	5	18	78.3%
9t	Indianapolis	33	152	19	57.6%	7	26	78.8%
9t	New England	33	160	19	57.6%	10	29	87.9%
11	Cleveland	27	134	17	63.0%	5	22	81.5%
12	Las Vegas	34	177	22	64.7%	9	31	91.2%
13	Tennessee	23	128	15	65.2%	8	23	100.0%
14	Cincinnati	28	154	19	67.9%	7	26	92.9%
15	Houston	23	123	16	69.6%	4	20	87.0%
16	Jacksonville	33	182	23	69.7%	9	32	97.0%
	<b>TOTALS</b>	<b>436</b>	<b>2086</b>	<b>250</b>	<b>57.3%</b>	<b>120</b>	<b>370</b>	<b>84.9%</b>

# 2024 NATIONAL FOOTBALL LEAGUE

## NFC OFFENSE INSIDE THE 20

RANK	TEAM	DRIVES	PTS	TD	TD%	FG	SCORES	SCORE%
1	Tampa Bay	34	187	24	70.6%	7	31	91.2%
2	Chicago	20	101	13	65.0%	4	17	85.0%
3	New Orleans	28	140	18	64.3%	6	24	85.7%
4	Minnesota	25	130	16	64.0%	6	22	88.0%
5t	Carolina	22	107	14	63.6%	4	18	81.8%
5t	Detroit	33	169	21	63.6%	8	29	87.9%
7	Arizona	25	130	15	60.0%	8	23	92.0%
8	Atlanta	28	136	16	57.1%	8	24	85.7%
9	Philadelphia	30	139	17	56.7%	7	24	80.0%
10	Seattle	23	100	12	52.2%	6	18	78.3%
11	Los Angeles Rams	29	129	15	51.7%	9	24	82.8%
12	Washington	41	201	21	51.2%	18	39	95.1%
13	San Francisco	35	155	17	48.6%	13	30	85.7%
14	Green Bay	34	153	16	47.1%	13	29	85.3%
15	Dallas	22	87	10	45.5%	6	16	72.7%
16	New York Giants	25	93	10	40.0%	9	19	76.0%
	<b>TOTALS</b>	<b>454</b>	<b>2157</b>	<b>255</b>	<b>56.2%</b>	<b>132</b>	<b>387</b>	<b>85.2%</b>

## NFC DEFENSE INSIDE THE 20

RANK	TEAM	DRIVES	PTS	TD	TD%	FG	SCORES	SCORE%
1	Chicago	22	88	9	40.9%	9	18	81.8%
2	Detroit	23	88	10	43.5%	6	16	69.6%
3	New York Giants	25	116	11	44.0%	13	24	96.0%
4	Philadelphia	24	106	11	45.8%	10	21	87.5%
5t	Los Angeles Rams	28	124	14	50.0%	9	23	82.1%
5t	New Orleans	30	132	15	50.0%	10	25	83.3%
7	Arizona	32	149	17	53.1%	10	27	84.4%
8	Seattle	35	167	19	54.3%	12	31	88.6%
9	Atlanta	29	144	17	58.6%	8	25	86.2%
10	Green Bay	32	155	19	59.4%	8	27	84.4%
11	Tampa Bay	35	169	21	60.0%	8	29	82.9%
12	San Francisco	26	136	16	61.5%	8	24	92.3%
13	Minnesota	21	101	13	61.9%	3	16	76.2%
14t	Carolina	39	215	27	69.2%	9	36	92.3%
14t	Washington	26	144	18	69.2%	7	25	96.2%
16	Dallas	26	153	20	76.9%	5	25	96.2%
	<b>TOTALS</b>	<b>453</b>	<b>2187</b>	<b>257</b>	<b>56.7%</b>	<b>135</b>	<b>392</b>	<b>86.5%</b>

# 2024 NATIONAL FOOTBALL LEAGUE

## NFL OFFENSE INSIDE THE 20

RANK	TEAM	DRIVES	PTS	TD	TD%	FG	SCORES	SCORE%
1	Baltimore	39	227	29	74.4%	8	37	94.9%
2	Tampa Bay	34	187	24	70.6%	7	31	91.2%
3	Cincinnati	26	146	18	69.2%	7	25	96.2%
4	Chicago	20	101	13	65.0%	4	17	85.0%
5	New Orleans	28	140	18	64.3%	6	24	85.7%
6	Buffalo	39	202	25	64.1%	10	35	89.7%
7	Minnesota	25	130	16	64.0%	6	22	88.0%
8t	Carolina	22	107	14	63.6%	4	18	81.8%
8t	Detroit	33	169	21	63.6%	8	29	87.9%
10	Arizona	25	130	15	60.0%	8	23	92.0%
11	Las Vegas	22	110	13	59.1%	6	19	86.4%
12	Kansas City	31	154	18	58.1%	10	28	90.3%
13t	Atlanta	28	136	16	57.1%	8	24	85.7%
13t	New York Jets	28	134	16	57.1%	8	24	85.7%
15t	Houston	30	138	17	56.7%	7	24	80.0%
15t	Philadelphia	30	139	17	56.7%	7	24	80.0%
17t	Cleveland	16	79	9	56.3%	5	14	87.5%
17t	Jacksonville	32	147	18	56.3%	7	25	78.1%
19	New England	22	102	12	54.5%	6	18	81.8%
20	Indianapolis	26	123	14	53.8%	9	23	88.5%
21	Denver	30	134	16	53.3%	8	24	80.0%
22	Los Angeles Chargers	19	89	10	52.6%	7	17	89.5%
23	Seattle	23	100	12	52.2%	6	18	78.3%
24	Tennessee	25	109	13	52.0%	6	19	76.0%
25	Los Angeles Rams	29	129	15	51.7%	9	24	82.8%
26	Washington	41	201	21	51.2%	18	39	95.1%
27	Miami	22	96	11	50.0%	7	18	81.8%
28	San Francisco	35	155	17	48.6%	13	30	85.7%
29	Green Bay	34	153	16	47.1%	13	29	85.3%
30	Pittsburgh	28	126	13	46.4%	12	25	89.3%
31	Dallas	22	87	10	45.5%	6	16	72.7%
32	New York Giants	25	93	10	40.0%	9	19	76.0%
	<b>TOTALS</b>	<b>889</b>	<b>4273</b>	<b>507</b>	<b>57.0%</b>	<b>255</b>	<b>762</b>	<b>85.7%</b>



# 2024 NATIONAL FOOTBALL LEAGUE

## NFL DEFENSE INSIDE THE 20

RANK	TEAM	DRIVES	PTS	TD	TD%	FG	SCORES	SCORE%
1	Pittsburgh	24	90	9	37.5%	9	18	75.0%
2	Los Angeles Chargers	15	59	6	40.0%	6	12	80.0%
3	Chicago	22	88	9	40.9%	9	18	81.8%
4	Detroit	23	88	10	43.5%	6	16	69.6%
5	New York Giants	25	116	11	44.0%	13	24	96.0%
6	Philadelphia	24	106	11	45.8%	10	21	87.5%
7	Buffalo	32	132	15	46.9%	9	24	75.0%
8	Denver	23	105	11	47.8%	9	20	87.0%
9t	Los Angeles Rams	28	124	14	50.0%	9	23	82.1%
9t	New Orleans	30	132	15	50.0%	10	25	83.3%
11	Arizona	32	149	17	53.1%	10	27	84.4%
12	New York Jets	30	139	16	53.3%	9	25	83.3%
13	Kansas City	26	112	14	53.8%	6	20	76.9%
14	Seattle	35	167	19	54.3%	12	31	88.6%
15	Baltimore	29	134	16	55.2%	8	24	82.8%
16	Miami	23	105	13	56.5%	5	18	78.3%
17t	Indianapolis	33	152	19	57.6%	7	26	78.8%
17t	New England	33	160	19	57.6%	10	29	87.9%
19	Atlanta	29	144	17	58.6%	8	25	86.2%
20	Green Bay	32	155	19	59.4%	8	27	84.4%
21	Tampa Bay	35	169	21	60.0%	8	29	82.9%
22	San Francisco	26	136	16	61.5%	8	24	92.3%
23	Minnesota	21	101	13	61.9%	3	16	76.2%
24	Cleveland	27	134	17	63.0%	5	22	81.5%
25	Las Vegas	34	177	22	64.7%	9	31	91.2%
26	Tennessee	23	128	15	65.2%	8	23	100.0%
27	Cincinnati	28	154	19	67.9%	7	26	92.9%
28t	Carolina	39	215	27	69.2%	9	36	92.3%
28t	Washington	26	144	18	69.2%	7	25	96.2%
30	Houston	23	123	16	69.6%	4	20	87.0%
31	Jacksonville	33	182	23	69.7%	9	32	97.0%
32	Dallas	26	153	20	76.9%	5	25	96.2%
	<b>TOTALS</b>	<b>889</b>	<b>4273</b>	<b>507</b>	<b>57.0%</b>	<b>255</b>	<b>762</b>	<b>85.7%</b>

# 2024 NATIONAL FOOTBALL LEAGUE

---

# 2024 NATIONAL FOOTBALL LEAGUE

## AFC TEAM OFFENSE FIRST DOWNS, THIRD DOWNS & FOURTH DOWNS

RANK	TEAM	FIRST DOWNS				THIRD DOWNS			FOURTH DOWNS		
		TOTAL	RUSH	PASS	PEN	MADE	ATT	PCT	MADE	ATT	PCT
1	Baltimore	219	85	114	20	43	94	45.7%	4	7	57.1%
2	Buffalo	184	70	93	21	39	102	38.2%	9	9	100.0%
3t	Houston	179	53	113	13	48	125	38.4%	7	10	70.0%
3t	Kansas City	179	64	105	10	58	109	53.2%	6	7	85.7%
5	Cincinnati	177	45	120	12	53	113	46.9%	4	7	57.1%
6	New York Jets	166	42	107	17	46	115	40.0%	2	6	33.3%
7	Jacksonville	164	57	97	10	31	98	31.6%	9	18	50.0%
8	Indianapolis	161	67	81	13	41	112	36.6%	7	11	63.6%
9t	Denver	156	68	78	10	41	122	33.6%	9	16	56.3%
9t	Las Vegas	156	35	107	14	39	116	33.6%	4	13	30.8%
11	Miami	154	57	82	15	41	104	39.4%	3	16	18.8%
12t	Cleveland	151	51	87	13	37	129	28.7%	13	21	61.9%
12t	Pittsburgh	151	60	70	21	43	109	39.4%	5	8	62.5%
12t	Tennessee	151	56	77	18	33	101	32.7%	5	11	45.5%
15	New England	147	51	79	17	42	122	34.4%	8	12	66.7%
16	Los Angeles Chargers	128	45	76	7	45	113	39.8%	2	4	50.0%
	<b>TOTALS</b>	<b>2623</b>	<b>906</b>	<b>1486</b>	<b>231</b>	<b>680</b>	<b>1784</b>	<b>38.1%</b>	<b>97</b>	<b>176</b>	<b>55.1%</b>

## AFC TEAM DEFENSE FIRST DOWNS, THIRD DOWNS & FOURTH DOWNS

RANK	TEAM	FIRST DOWNS				THIRD DOWNS			FOURTH DOWNS		
		TOTAL	RUSH	PASS	PEN	MADE	ATT	PCT	MADE	ATT	PCT
1	Tennessee	131	46	68	17	30	96	31.3%	5	7	71.4%
2	Los Angeles Chargers	132	45	75	12	35	107	32.7%	6	11	54.5%
3	Pittsburgh	135	44	84	7	34	98	34.7%	6	10	60.0%
4	Kansas City	139	42	82	15	34	94	36.2%	6	13	46.2%
5	Miami	144	55	75	14	30	91	33.0%	3	5	60.0%
6	Houston	150	52	81	17	38	114	33.3%	9	12	75.0%
7	Cleveland	156	58	88	10	37	117	31.6%	6	9	66.7%
8	Denver	166	49	92	25	46	125	36.8%	4	12	33.3%
9	New York Jets	169	72	71	26	43	120	35.8%	8	10	80.0%
10	Las Vegas	172	57	100	15	44	114	38.6%	4	6	66.7%
11	Buffalo	178	57	106	15	44	109	40.4%	7	19	36.8%
12	Baltimore	188	34	133	21	55	119	46.2%	4	10	40.0%
13	New England	190	68	103	19	51	112	45.5%	1	6	16.7%
14	Cincinnati	194	82	98	14	53	119	44.5%	12	18	66.7%
15	Jacksonville	196	59	119	18	53	119	44.5%	7	12	58.3%
16	Indianapolis	198	75	108	15	55	126	43.7%	9	14	64.3%
	<b>TOTALS</b>	<b>2638</b>	<b>895</b>	<b>1483</b>	<b>260</b>	<b>682</b>	<b>1780</b>	<b>38.3%</b>	<b>97</b>	<b>174</b>	<b>55.7%</b>

# 2024 NATIONAL FOOTBALL LEAGUE

## NFC TEAM OFFENSE FIRST DOWNS, THIRD DOWNS & FOURTH DOWNS

RANK	TEAM	FIRST DOWNS				THIRD DOWNS			FOURTH DOWNS		
		TOTAL	RUSH	PASS	PEN	MADE	ATT	PCT	MADE	ATT	PCT
1	Tampa Bay	203	63	123	17	57	110	51.8%	3	6	50.0%
2	Washington	202	80	104	18	50	109	45.9%	11	11	100.0%
3	Seattle	192	44	128	20	38	108	35.2%	7	14	50.0%
4	Green Bay	184	69	96	19	40	107	37.4%	4	7	57.1%
5	Atlanta	182	59	110	13	40	104	38.5%	11	15	73.3%
6t	Arizona	173	75	84	14	40	97	41.2%	3	9	33.3%
6t	San Francisco	173	64	94	15	42	97	43.3%	3	7	42.9%
8t	Detroit	171	67	92	12	37	89	41.6%	7	12	58.3%
8t	New Orleans	171	70	85	16	45	118	38.1%	8	14	57.1%
10	New York Giants	169	62	94	13	46	127	36.2%	12	19	63.2%
11t	Los Angeles Rams	167	56	89	22	34	95	35.8%	7	13	53.8%
11t	Philadelphia	167	78	81	8	43	109	39.4%	11	17	64.7%
13	Dallas	157	42	98	17	39	103	37.9%	6	17	35.3%
14	Minnesota	154	49	89	16	36	88	40.9%	3	5	60.0%
15	Chicago	149	52	79	18	34	108	31.5%	10	16	62.5%
16	Carolina	142	49	82	11	34	105	32.4%	5	18	27.8%
	<b>TOTALS</b>	<b>2756</b>	<b>979</b>	<b>1528</b>	<b>249</b>	<b>655</b>	<b>1674</b>	<b>39.1%</b>	<b>111</b>	<b>200</b>	<b>55.5%</b>

## NFC TEAM DEFENSE FIRST DOWNS, THIRD DOWNS & FOURTH DOWNS

RANK	TEAM	FIRST DOWNS				THIRD DOWNS			FOURTH DOWNS		
		TOTAL	RUSH	PASS	PEN	MADE	ATT	PCT	MADE	ATT	PCT
1	Philadelphia	138	47	82	9	36	95	37.9%	5	9	55.6%
2	Chicago	139	53	77	9	35	106	33.0%	5	10	50.0%
3	San Francisco	143	47	88	8	45	102	44.1%	8	14	57.1%
4	Minnesota	154	26	113	15	33	102	32.4%	6	17	35.3%
5	Dallas	159	73	78	8	35	99	35.4%	11	16	68.8%
6	New York Giants	160	64	85	11	36	108	33.3%	9	13	69.2%
7	Los Angeles Rams	163	64	84	15	32	89	36.0%	5	6	83.3%
8	Detroit	170	45	98	27	26	87	29.9%	6	15	40.0%
9	Green Bay	175	66	96	13	34	103	33.0%	7	12	58.3%
10	Washington	177	70	93	14	41	98	41.8%	8	13	61.5%
11	New Orleans	180	67	98	15	40	105	38.1%	4	11	36.4%
12	Seattle	184	68	97	19	46	123	37.4%	4	8	50.0%
13	Atlanta	194	78	107	9	54	117	46.2%	7	16	43.8%
14	Arizona	196	72	112	12	53	110	48.2%	8	14	57.1%
15	Tampa Bay	199	67	116	16	50	116	43.1%	14	19	73.7%
16	Carolina	210	83	107	20	57	118	48.3%	4	9	44.4%
	<b>TOTALS</b>	<b>2741</b>	<b>990</b>	<b>1531</b>	<b>220</b>	<b>653</b>	<b>1678</b>	<b>38.9%</b>	<b>111</b>	<b>202</b>	<b>55.0%</b>



# 2024 NATIONAL FOOTBALL LEAGUE

## NFL TEAM OFFENSE FIRST DOWNS, THIRD DOWNS & FOURTH DOWNS

RANK	TEAM	FIRST DOWNS				THIRD DOWNS			FOURTH DOWNS		
		TOTAL	RUSH	PASS	PEN	MADE	ATT	PCT	MADE	ATT	PCT
1	Baltimore	219	85	114	20	43	94	45.7%	4	7	57.1%
2	Tampa Bay	203	63	123	17	57	110	51.8%	3	6	50.0%
3	Washington	202	80	104	18	50	109	45.9%	11	11	100.0%
4	Seattle	192	44	128	20	38	108	35.2%	7	14	50.0%
5t	Buffalo	184	70	93	21	39	102	38.2%	9	9	100.0%
5t	Green Bay	184	69	96	19	40	107	37.4%	4	7	57.1%
7	Atlanta	182	59	110	13	40	104	38.5%	11	15	73.3%
8t	Houston	179	53	113	13	48	125	38.4%	7	10	70.0%
8t	Kansas City	179	64	105	10	58	109	53.2%	6	7	85.7%
10	Cincinnati	177	45	120	12	53	113	46.9%	4	7	57.1%
11t	Arizona	173	75	84	14	40	97	41.2%	3	9	33.3%
11t	San Francisco	173	64	94	15	42	97	43.3%	3	7	42.9%
13t	Detroit	171	67	92	12	37	89	41.6%	7	12	58.3%
13t	New Orleans	171	70	85	16	45	118	38.1%	8	14	57.1%
15	New York Giants	169	62	94	13	46	127	36.2%	12	19	63.2%
16t	Los Angeles Rams	167	56	89	22	34	95	35.8%	7	13	53.8%
16t	Philadelphia	167	78	81	8	43	109	39.4%	11	17	64.7%
18	New York Jets	166	42	107	17	46	115	40.0%	2	6	33.3%
19	Jacksonville	164	57	97	10	31	98	31.6%	9	18	50.0%
20	Indianapolis	161	67	81	13	41	112	36.6%	7	11	63.6%
21	Dallas	157	42	98	17	39	103	37.9%	6	17	35.3%
22t	Denver	156	68	78	10	41	122	33.6%	9	16	56.3%
22t	Las Vegas	156	35	107	14	39	116	33.6%	4	13	30.8%
24t	Miami	154	57	82	15	41	104	39.4%	3	16	18.8%
24t	Minnesota	154	49	89	16	36	88	40.9%	3	5	60.0%
26t	Cleveland	151	51	87	13	37	129	28.7%	13	21	61.9%
26t	Pittsburgh	151	60	70	21	43	109	39.4%	5	8	62.5%
26t	Tennessee	151	56	77	18	33	101	32.7%	5	11	45.5%
29	Chicago	149	52	79	18	34	108	31.5%	10	16	62.5%
30	New England	147	51	79	17	42	122	34.4%	8	12	66.7%
31	Carolina	142	49	82	11	34	105	32.4%	5	18	27.8%
32	Los Angeles Chargers	128	45	76	7	45	113	39.8%	2	4	50.0%
	<b>TOTALS</b>	<b>5379</b>	<b>1885</b>	<b>3014</b>	<b>480</b>	<b>1335</b>	<b>3458</b>	<b>38.6%</b>	<b>208</b>	<b>376</b>	<b>55.3%</b>

# 2024 NATIONAL FOOTBALL LEAGUE

## NFL TEAM DEFENSE FIRST DOWNS, THIRD DOWNS & FOURTH DOWNS

RANK	TEAM	FIRST DOWNS				THIRD DOWNS			FOURTH DOWNS		
		TOTAL	RUSH	PASS	PEN	MADE	ATT	PCT	MADE	ATT	PCT
1	Tennessee	131	46	68	17	30	96	31.3%	5	7	71.4%
2	Los Angeles Chargers	132	45	75	12	35	107	32.7%	6	11	54.5%
3	Pittsburgh	135	44	84	7	34	98	34.7%	6	10	60.0%
4	Philadelphia	138	47	82	9	36	95	37.9%	5	9	55.6%
5t	Chicago	139	53	77	9	35	106	33.0%	5	10	50.0%
5t	Kansas City	139	42	82	15	34	94	36.2%	6	13	46.2%
7	San Francisco	143	47	88	8	45	102	44.1%	8	14	57.1%
8	Miami	144	55	75	14	30	91	33.0%	3	5	60.0%
9	Houston	150	52	81	17	38	114	33.3%	9	12	75.0%
10	Minnesota	154	26	113	15	33	102	32.4%	6	17	35.3%
11	Cleveland	156	58	88	10	37	117	31.6%	6	9	66.7%
12	Dallas	159	73	78	8	35	99	35.4%	11	16	68.8%
13	New York Giants	160	64	85	11	36	108	33.3%	9	13	69.2%
14	Los Angeles Rams	163	64	84	15	32	89	36.0%	5	6	83.3%
15	Denver	166	49	92	25	46	125	36.8%	4	12	33.3%
16	New York Jets	169	72	71	26	43	120	35.8%	8	10	80.0%
17	Detroit	170	45	98	27	26	87	29.9%	6	15	40.0%
18	Las Vegas	172	57	100	15	44	114	38.6%	4	6	66.7%
19	Green Bay	175	66	96	13	34	103	33.0%	7	12	58.3%
20	Washington	177	70	93	14	41	98	41.8%	8	13	61.5%
21	Buffalo	178	57	106	15	44	109	40.4%	7	19	36.8%
22	New Orleans	180	67	98	15	40	105	38.1%	4	11	36.4%
23	Seattle	184	68	97	19	46	123	37.4%	4	8	50.0%
24	Baltimore	188	34	133	21	55	119	46.2%	4	10	40.0%
25	New England	190	68	103	19	51	112	45.5%	1	6	16.7%
26t	Atlanta	194	78	107	9	54	117	46.2%	7	16	43.8%
26t	Cincinnati	194	82	98	14	53	119	44.5%	12	18	66.7%
28t	Arizona	196	72	112	12	53	110	48.2%	8	14	57.1%
28t	Jacksonville	196	59	119	18	53	119	44.5%	7	12	58.3%
30	Indianapolis	198	75	108	15	55	126	43.7%	9	14	64.3%
31	Tampa Bay	199	67	116	16	50	116	43.1%	14	19	73.7%
32	Carolina	210	83	107	20	57	118	48.3%	4	9	44.4%
	<b>TOTALS</b>	<b>5379</b>	<b>1885</b>	<b>3014</b>	<b>480</b>	<b>1335</b>	<b>3458</b>	<b>38.6%</b>	<b>208</b>	<b>376</b>	<b>55.3%</b>

# 2024 NATIONAL FOOTBALL LEAGUE

---

# 2024 NATIONAL FOOTBALL LEAGUE

---

## AFC OFFENSIVE FIRST DOWN YARDAGE

RANK	TEAM	YDS/PL	PLAYS	YARDS
1	Baltimore	7.44	272	2023
2	Indianapolis	6.22	239	1487
3	Jacksonville	6.13	236	1447
4	Cincinnati	5.94	237	1408
5	Miami	5.62	229	1286
6	Buffalo	5.60	235	1315
7	Houston	5.53	264	1460
8	Denver	5.26	238	1253
9	Kansas City	5.20	234	1216
10	Tennessee	5.14	221	1135
11	New York Jets	4.74	236	1119
12	Las Vegas	4.74	240	1137
13	Los Angeles Chargers	4.61	200	922
14	Pittsburgh	4.49	212	952
15	Cleveland	4.17	239	996
16	New England	4.11	224	920
	<b>TOTALS</b>	<b>5.35</b>	<b>3756</b>	<b>20076</b>

## AFC DEFENSIVE FIRST DOWN YARDAGE

RANK	TEAM	YDS/PL	PLAYS	YARDS
1	New York Jets	4.12	241	994
2	Las Vegas	4.60	244	1123
3	Kansas City	4.77	193	920
4	Houston	4.88	224	1093
5	Tennessee	5.03	200	1005
6	Cincinnati	5.10	260	1327
7	Denver	5.18	240	1243
8	Pittsburgh	5.25	208	1093
9	Los Angeles Chargers	5.39	209	1127
10	Buffalo	5.41	247	1336
11	New England	5.47	255	1394
12	Baltimore	5.50	254	1398
13	Cleveland	5.54	240	1329
14	Indianapolis	5.65	273	1543
15	Miami	6.23	208	1296
16	Jacksonville	6.74	259	1746
	<b>TOTALS</b>	<b>5.32</b>	<b>3755</b>	<b>19967</b>



# 2024 NATIONAL FOOTBALL LEAGUE

---

## NFC OFFENSIVE FIRST DOWN YARDAGE

RANK	TEAM	YDS/PL	PLAYS	YARDS
1	Detroit	7.01	223	1563
2	San Francisco	7.01	231	1619
3	Tampa Bay	6.37	261	1662
4	Arizona	6.23	239	1489
5	Atlanta	6.14	249	1528
6	Philadelphia	6.08	228	1386
7	Green Bay	5.95	257	1528
8	Minnesota	5.68	219	1244
9	Los Angeles Rams	5.53	226	1249
10	Seattle	5.47	265	1449
11	Carolina	5.45	222	1210
12	Washington	5.34	251	1340
13	New York Giants	5.06	249	1259
14	New Orleans	5.04	241	1214
15	Dallas	4.83	225	1086
16	Chicago	4.59	215	986
	<b>TOTALS</b>	<b>5.74</b>	<b>3801</b>	<b>21812</b>

## NFC DEFENSIVE FIRST DOWN YARDAGE

RANK	TEAM	YDS/PL	PLAYS	YARDS
1	Minnesota	4.98	223	1110
2	Philadelphia	5.16	203	1047
3	Arizona	5.17	255	1319
4	San Francisco	5.20	204	1061
5	Washington	5.40	232	1253
6	Los Angeles Rams	5.58	226	1260
7	New York Giants	5.70	236	1345
8	Detroit	5.76	234	1347
9	New Orleans	5.80	256	1485
10	Tampa Bay	5.82	263	1530
11	Atlanta	5.89	261	1538
12	Chicago	5.93	214	1270
13	Carolina	6.02	268	1613
14	Green Bay	6.06	247	1496
15	Dallas	6.53	217	1416
16	Seattle	6.96	263	1831
	<b>TOTALS</b>	<b>5.77</b>	<b>3802</b>	<b>21921</b>

# 2024 NATIONAL FOOTBALL LEAGUE

---

## NFL OFFENSIVE FIRST DOWN YARDAGE

RANK	TEAM	YDS/PL	PLAYS	YARDS
1	Baltimore	7.44	272	2023
2	Detroit	7.01	223	1563
3	San Francisco	7.01	231	1619
4	Tampa Bay	6.37	261	1662
5	Arizona	6.23	239	1489
6	Indianapolis	6.22	239	1487
7	Atlanta	6.14	249	1528
8	Jacksonville	6.13	236	1447
9	Philadelphia	6.08	228	1386
10	Green Bay	5.95	257	1528
11	Cincinnati	5.94	237	1408
12	Minnesota	5.68	219	1244
13	Miami	5.62	229	1286
14	Buffalo	5.60	235	1315
15	Houston	5.53	264	1460
16	Los Angeles Rams	5.53	226	1249
17	Seattle	5.47	265	1449
18	Carolina	5.45	222	1210
19	Washington	5.34	251	1340
20	Denver	5.26	238	1253
21	Kansas City	5.20	234	1216
22	Tennessee	5.14	221	1135
23	New York Giants	5.06	249	1259
24	New Orleans	5.04	241	1214
25	Dallas	4.83	225	1086
26	New York Jets	4.74	236	1119
27	Las Vegas	4.74	240	1137
28	Los Angeles Chargers	4.61	200	922
29	Chicago	4.59	215	986
30	Pittsburgh	4.49	212	952
31	Cleveland	4.17	239	996
32	New England	4.11	224	920
	<b>TOTALS</b>	<b>5.54</b>	<b>7557</b>	<b>41888</b>

# 2024 NATIONAL FOOTBALL LEAGUE

---

## NFL DEFENSIVE FIRST DOWN YARDAGE

RANK	TEAM	YDS/PL	PLAYS	YARDS
1	New York Jets	4.12	241	994
2	Las Vegas	4.60	244	1123
3	Kansas City	4.77	193	920
4	Houston	4.88	224	1093
5	Minnesota	4.98	223	1110
6	Tennessee	5.03	200	1005
7	Cincinnati	5.10	260	1327
8	Philadelphia	5.16	203	1047
9	Arizona	5.17	255	1319
10	Denver	5.18	240	1243
11	San Francisco	5.20	204	1061
12	Pittsburgh	5.25	208	1093
13	Los Angeles Chargers	5.39	209	1127
14	Washington	5.40	232	1253
15	Buffalo	5.41	247	1336
16	New England	5.47	255	1394
17	Baltimore	5.50	254	1398
18	Cleveland	5.54	240	1329
19	Los Angeles Rams	5.58	226	1260
20	Indianapolis	5.65	273	1543
21	New York Giants	5.70	236	1345
22	Detroit	5.76	234	1347
23	New Orleans	5.80	256	1485
24	Tampa Bay	5.82	263	1530
25	Atlanta	5.89	261	1538
26	Chicago	5.93	214	1270
27	Carolina	6.02	268	1613
28	Green Bay	6.06	247	1496
29	Miami	6.23	208	1296
30	Dallas	6.53	217	1416
31	Jacksonville	6.74	259	1746
32	Seattle	6.96	263	1831
	<b>TOTALS</b>	<b>5.54</b>	<b>7557</b>	<b>41888</b>

# 2024 NATIONAL FOOTBALL LEAGUE

---

# 2024 NATIONAL FOOTBALL LEAGUE

## AFC KICKOFFS (RECEIVING TEAM)

RANK	TEAM	TOTAL KO	ADJ KO	TB	TB%	EZ	EZ%	OB	IN20	AVG START
1	Houston	43	43	30	69.8%	38	88.4%	0	1	30.5
2	Buffalo	38	38	29	76.3%	32	84.2%	1	1	30.4
3	Cincinnati	47	46	27	58.7%	31	67.4%	0	2	30.2
4	Denver	40	37	25	67.6%	28	75.7%	1	1	30.1
5	Las Vegas	56	56	45	80.4%	49	87.5%	2	1	29.9
6	Indianapolis	45	45	35	77.8%	41	91.1%	0	2	29.8
7	Los Angeles Chargers	27	26	20	76.9%	23	88.5%	1	1	29.4
8	Miami	40	40	32	80.0%	37	92.5%	0	2	29.2
9	Pittsburgh	32	31	25	80.6%	26	83.9%	0	1	29.1
10	Jacksonville	52	52	36	69.2%	43	82.7%	0	3	28.9
11	New York Jets	45	44	28	63.6%	35	79.5%	0	0	28.9
12	New England	49	49	37	75.5%	40	81.6%	0	1	28.8
13	Cleveland	48	48	25	52.1%	30	62.5%	0	2	28.4
14	Kansas City	37	35	25	71.4%	28	80.0%	0	3	28.4
15	Tennessee	47	45	29	64.4%	38	84.4%	1	2	28.4
16	Baltimore	51	46	28	60.9%	36	78.3%	0	3	28.1
	<b>TOTALS</b>	<b>697</b>	<b>681</b>	<b>476</b>	<b>69.9%</b>	<b>555</b>	<b>81.5%</b>	<b>6</b>	<b>26</b>	<b>29.3</b>

## AFC KICKOFFS (KICKING TEAM)

RANK	TEAM	TOTAL KO	ADJ KO	TB	TB%	EZ	EZ%	OB	IN20	AVG START
1	Las Vegas	41	37	22	59.5%	27	73.0%	0	2	28.3
2	Denver	44	41	27	65.9%	35	85.4%	2	2	28.4
3	Miami	35	33	24	72.7%	27	81.8%	1	2	28.8
4	New York Jets	37	37	28	75.7%	32	86.5%	0	1	28.9
5	Houston	48	46	24	52.2%	30	65.2%	2	1	29.2
6	Cleveland	38	36	19	52.8%	28	77.8%	0	3	29.2
7	New England	34	33	26	78.8%	30	90.9%	0	0	29.2
8	Kansas City	44	43	35	81.4%	40	93.0%	0	1	29.3
9t	Cincinnati	51	50	41	82.0%	45	90.0%	0	2	29.4
9t	Pittsburgh	45	45	31	68.9%	39	86.7%	0	1	29.4
11	Baltimore	58	58	43	74.1%	51	87.9%	0	3	29.6
12	Jacksonville	44	43	37	86.0%	40	93.0%	0	0	30.0
13	Los Angeles Chargers	41	41	29	70.7%	34	82.9%	1	0	30.0
14	Indianapolis	43	41	37	90.2%	40	97.6%	0	0	30.0
15	Buffalo	55	55	43	78.2%	48	87.3%	1	2	30.6
16	Tennessee	32	31	25	80.6%	28	90.3%	0	1	32.5
	<b>TOTALS</b>	<b>690</b>	<b>670</b>	<b>491</b>	<b>73.3%</b>	<b>574</b>	<b>85.7%</b>	<b>7</b>	<b>21</b>	<b>29.6</b>

ADJ KO: Adjusted kickoffs are used to compute Avg. Team Drive Start. Adjusted kickoffs do not include inside kicks or kickoffs at the end of a half unless either kickoff is returned for a touchdown. Adjusted kickoffs also do not include non-inside kickoffs that result in the kicking team ultimately retaining possession.

IN20: The number of drives that start inside (not including) the 20-yard line.



# 2024 NATIONAL FOOTBALL LEAGUE

## NFC KICKOFFS (RECEIVING TEAM)

RANK	TEAM	TOTAL KO	ADJ KO	TB	TB%	EZ	EZ%	OB	IN20	AVG START
1	Detroit	37	36	28	77.8%	31	86.1%	1	0	31.5
2	Seattle	50	48	28	58.3%	38	79.2%	0	1	30.7
3	Arizona	50	49	29	59.2%	38	77.6%	1	1	30.6
4	Washington	43	42	29	69.0%	34	81.0%	1	0	30.3
5	Dallas	49	49	29	59.2%	40	81.6%	1	3	30.1
6	Tampa Bay	51	49	33	67.3%	41	83.7%	1	1	30.1
7	Chicago	38	35	25	71.4%	31	88.6%	0	0	30.1
8	Los Angeles Rams	42	40	33	82.5%	34	85.0%	0	0	29.9
9	New York Giants	47	45	23	51.1%	28	62.2%	0	1	29.6
10	San Francisco	38	37	27	73.0%	31	83.8%	1	2	29.5
11	Minnesota	33	30	24	80.0%	26	86.7%	1	0	29.4
12	Green Bay	43	41	34	82.9%	38	92.7%	1	1	28.8
13	Philadelphia	39	39	26	66.7%	32	82.1%	0	1	28.6
14	Carolina	62	61	30	49.2%	41	67.2%	1	5	28.3
15	New Orleans	53	51	32	62.7%	41	80.4%	0	1	28.3
16	Atlanta	52	51	35	68.6%	41	80.4%	0	3	28.1
	<b>TOTALS</b>	<b>727</b>	<b>703</b>	<b>465</b>	<b>66.1%</b>	<b>565</b>	<b>80.4%</b>	<b>9</b>	<b>20</b>	<b>29.6</b>

## NFC KICKOFFS (KICKING TEAM)

RANK	TEAM	TOTAL KO	ADJ KO	TB	TB%	EZ	EZ%	OB	IN20	AVG START
1	New Orleans	48	47	12	25.5%	23	48.9%	0	4	26.9
2	Seattle	46	45	25	55.6%	32	71.1%	0	3	28.1
3	Dallas	43	39	18	46.2%	21	53.8%	1	1	28.5
4	Green Bay	48	46	25	54.3%	33	71.7%	1	3	28.5
5	Philadelphia	41	41	34	82.9%	38	92.7%	0	4	28.8
6	Washington	58	56	15	26.8%	25	44.6%	1	1	28.9
7	Carolina	35	34	15	44.1%	18	52.9%	2	1	29.0
8	Minnesota	46	45	40	88.9%	42	93.3%	0	1	29.4
9	Detroit	52	52	40	76.9%	49	94.2%	0	0	29.5
10	Tampa Bay	56	54	43	79.6%	48	88.9%	0	0	29.5
11	Atlanta	49	48	29	60.4%	37	77.1%	0	4	29.7
12	Los Angeles Rams	40	40	38	95.0%	40	100.0%	0	0	29.8
13	Chicago	40	39	21	53.8%	31	79.5%	0	1	29.9
14	New York Giants	39	39	32	82.1%	36	92.3%	1	0	30.1
15	Arizona	44	43	37	86.0%	40	93.0%	1	0	31.0
16	San Francisco	49	46	26	56.5%	33	71.7%	1	2	31.2
	<b>TOTALS</b>	<b>734</b>	<b>714</b>	<b>450</b>	<b>63.0%</b>	<b>546</b>	<b>76.5%</b>	<b>8</b>	<b>25</b>	<b>29.3</b>

ADJ KO: Adjusted kickoffs are used to compute Avg. Team Drive Start. Adjusted kickoffs do not include inside kicks or kickoffs at the end of a half unless either kickoff is returned for a touchdown. Adjusted kickoffs also do not include non-inside kickoffs that result in the kicking team ultimately retaining possession.

IN20: The number of drives that start inside (not including) the 20-yard line.

# 2024 NATIONAL FOOTBALL LEAGUE

## NFL KICKOFFS (RECEIVING TEAM)

RANK	TEAM	TOTAL KO	ADJ KO	TB	TB%	EZ	EZ%	OB	IN20	AVG START
1	Detroit	37	36	28	77.8%	31	86.1%	1	0	31.5
2	Seattle	50	48	28	58.3%	38	79.2%	0	1	30.7
3	Arizona	50	49	29	59.2%	38	77.6%	1	1	30.6
4	Houston	43	43	30	69.8%	38	88.4%	0	1	30.5
5	Buffalo	38	38	29	76.3%	32	84.2%	1	1	30.4
6	Washington	43	42	29	69.0%	34	81.0%	1	0	30.3
7	Cincinnati	47	46	27	58.7%	31	67.4%	0	2	30.2
8	Dallas	49	49	29	59.2%	40	81.6%	1	3	30.1
9	Tampa Bay	51	49	33	67.3%	41	83.7%	1	1	30.1
10	Denver	40	37	25	67.6%	28	75.7%	1	1	30.1
11	Chicago	38	35	25	71.4%	31	88.6%	0	0	30.1
12	Los Angeles Rams	42	40	33	82.5%	34	85.0%	0	0	29.9
13	Las Vegas	56	56	45	80.4%	49	87.5%	2	1	29.9
14	Indianapolis	45	45	35	77.8%	41	91.1%	0	2	29.8
15	New York Giants	47	45	23	51.1%	28	62.2%	0	1	29.6
16	San Francisco	38	37	27	73.0%	31	83.8%	1	2	29.5
17	Los Angeles Chargers	27	26	20	76.9%	23	88.5%	1	1	29.4
18	Minnesota	33	30	24	80.0%	26	86.7%	1	0	29.4
19	Miami	40	40	32	80.0%	37	92.5%	0	2	29.2
20	Pittsburgh	32	31	25	80.6%	26	83.9%	0	1	29.1
21	Jacksonville	52	52	36	69.2%	43	82.7%	0	3	28.9
22	New York Jets	45	44	28	63.6%	35	79.5%	0	0	28.9
23	New England	49	49	37	75.5%	40	81.6%	0	1	28.8
24	Green Bay	43	41	34	82.9%	38	92.7%	1	1	28.8
25	Philadelphia	39	39	26	66.7%	32	82.1%	0	1	28.6
26	Cleveland	48	48	25	52.1%	30	62.5%	0	2	28.4
27	Kansas City	37	35	25	71.4%	28	80.0%	0	3	28.4
28	Tennessee	47	45	29	64.4%	38	84.4%	1	2	28.4
29	Carolina	62	61	30	49.2%	41	67.2%	1	5	28.3
30	New Orleans	53	51	32	62.7%	41	80.4%	0	1	28.3
31	Atlanta	52	51	35	68.6%	41	80.4%	0	3	28.1
32	Baltimore	51	46	28	60.9%	36	78.3%	0	3	28.1
	<b>TOTALS</b>	<b>2848</b>	<b>2768</b>	<b>1882</b>	<b>68.0%</b>	<b>2240</b>	<b>80.9%</b>	<b>30</b>	<b>92</b>	<b>29.4</b>

ADJ KO: Adjusted kickoffs are used to compute Avg. Team Drive Start. Adjusted kickoffs do not include inside kicks or kickoffs at the end of a half unless either kickoff is returned for a touchdown. Adjusted kickoffs also do not include non-onside kickoffs that result in the kicking team ultimately retaining possession.

IN20: The number of drives that start inside (not including) the 20-yard line.

# 2024 NATIONAL FOOTBALL LEAGUE

## NFL KICKOFFS (KICKING TEAM)

RANK	TEAM	TOTAL KO	ADJ KO	TB	TB%	EZ	EZ%	OB	IN20	AVG START
1	New Orleans	48	47	12	25.5%	23	48.9%	0	4	26.9
2	Seattle	46	45	25	55.6%	32	71.1%	0	3	28.1
3	Las Vegas	41	37	22	59.5%	27	73.0%	0	2	28.3
4	Denver	44	41	27	65.9%	35	85.4%	2	2	28.4
5	Dallas	43	39	18	46.2%	21	53.8%	1	1	28.5
6	Green Bay	48	46	25	54.3%	33	71.7%	1	3	28.5
7	Philadelphia	41	41	34	82.9%	38	92.7%	0	4	28.8
8	Miami	35	33	24	72.7%	27	81.8%	1	2	28.8
9	Washington	58	56	15	26.8%	25	44.6%	1	1	28.9
10	New York Jets	37	37	28	75.7%	32	86.5%	0	1	28.9
11	Carolina	35	34	15	44.1%	18	52.9%	2	1	29.0
12	Houston	48	46	24	52.2%	30	65.2%	2	1	29.2
13	Cleveland	38	36	19	52.8%	28	77.8%	0	3	29.2
14	New England	34	33	26	78.8%	30	90.9%	0	0	29.2
15	Kansas City	44	43	35	81.4%	40	93.0%	0	1	29.3
16t	Cincinnati	51	50	41	82.0%	45	90.0%	0	2	29.4
16t	Pittsburgh	45	45	31	68.9%	39	86.7%	0	1	29.4
18	Minnesota	46	45	40	88.9%	42	93.3%	0	1	29.4
19	Detroit	52	52	40	76.9%	49	94.2%	0	0	29.5
20	Tampa Bay	56	54	43	79.6%	48	88.9%	0	0	29.5
21	Baltimore	58	58	43	74.1%	51	87.9%	0	3	29.6
22	Atlanta	49	48	29	60.4%	37	77.1%	0	4	29.7
23	Los Angeles Rams	40	40	38	95.0%	40	100.0%	0	0	29.8
24	Chicago	40	39	21	53.8%	31	79.5%	0	1	29.9
25	Jacksonville	44	43	37	86.0%	40	93.0%	0	0	30.0
26	Los Angeles Chargers	41	41	29	70.7%	34	82.9%	1	0	30.0
27	Indianapolis	43	41	37	90.2%	40	97.6%	0	0	30.0
28	New York Giants	39	39	32	82.1%	36	92.3%	1	0	30.1
29	Buffalo	55	55	43	78.2%	48	87.3%	1	2	30.6
30	Arizona	44	43	37	86.0%	40	93.0%	1	0	31.0
31	San Francisco	49	46	26	56.5%	33	71.7%	1	2	31.2
32	Tennessee	32	31	25	80.6%	28	90.3%	0	1	32.5
	<b>TOTALS</b>	<b>2848</b>	<b>2768</b>	<b>1882</b>	<b>68.0%</b>	<b>2240</b>	<b>80.9%</b>	<b>30</b>	<b>92</b>	<b>29.4</b>

ADJ KO: Adjusted kickoffs are used to compute Avg. Team Drive Start. Adjusted kickoffs do not include inside kicks or kickoffs at the end of a half unless either kickoff is returned for a touchdown. Adjusted kickoffs also do not include non-onside kickoffs that result in the kicking team ultimately retaining possession.

IN20: The number of drives that start inside (not including) the 20-yard line.

# 2024 NATIONAL FOOTBALL LEAGUE

## AFC PLAYER SINGLE-GAME HIGHS

CATEGORY	TOTAL	PLAYER	GAME	DETAILS
Points	18	Chris Boswell	PIT at ATL, Sep. 8	6 FG
	18	James Cook	BUF at MIA, Sep. 12	3 TD
Passing Yards	392	Joe Burrow	CIN vs. BAL, Oct. 6 (OT)	30-39, 392 YDS, 5 TD, 1 INT
	371	Trevor Lawrence	JAX vs. IND, Oct. 6	28-34, 371 YDS, 2 TD, 1 INT
Longest Pass	85	Trevor Lawrence	JAX vs. IND, Oct. 6	to Brian Thomas Jr. (TD)
Passing Touchdowns	5			3 times, -1 in non-overtime games
	5			3 times, 2 in non-overtime games
Rushing Yards	199	Derrick Henry	BAL vs. BUF, Sep. 29	24-199, 1 TD
Rushing Attempts	30	Joe Mixon	HOU at IND, Sep. 8	30-159, 1 TD
Longest Rush	87	Derrick Henry	BAL vs. BUF, Sep. 29	(TD)
Receptions	14	Travis Kelce	KC vs. TB, Nov. 4 (OT)	14-100, 0 TD
	13	Garrett Wilson	NYJ at MIN, Oct. 6	13-101, 1 TD
Receiving Yards	193	Ja'Marr Chase	CIN vs. BAL, Oct. 6 (OT)	10-193, 2 TD
	151	Nico Collins	HOU vs. JAX, Sep. 29	12-151, 1 TD
Kickoff Return Yards	139	Ja'Mycal Hasty	NE vs. HOU, Oct. 13	6-139, 0 TD
Kickoff Returns	6	Ja'Mycal Hasty	NE vs. HOU, Oct. 13	6-139, 0 TD
	6	Chris Collier	BAL at CLE, Oct. 27	6-134, 0 TD
Longest Kickoff Return	100	Charlie Jones	CIN at CLE, Oct. 20	(TD)
Punt Return Yards	96	Parker Washington	JAX vs. NE, Oct. 20	1-96, 2 FC, 1 TD
Punt Returns	5			9 times in non-overtime games
Longest Punt Return	96	Parker Washington	JAX vs. NE, Oct. 20	(TD)
Interceptions	2			6 times, 5 in non-overtime games
Longest Interception Return	100	Pat Surtain II	DEN vs. LV, Oct. 6	(TD)
Sacks	4.0	Trey Hendrickson	CIN vs. LV, Nov. 3	
Scrimmage Yards	209	Derrick Henry	BAL vs. BUF, Sep. 29	Rush: 24-199, Rec: 3-10
Longest Punt	84	Corey Bojorquez	CLE at LV, Sep. 29	
Punts	8			5 times in non-overtime games
Field Goals Made	6	Chris Boswell	PIT at ATL, Sep. 8	6-6, 57 long
Longest Field Goal	63	Joey Slye	NE at SF, Sep. 29	

# 2024 NATIONAL FOOTBALL LEAGUE

## NFC PLAYER SINGLE-GAME HIGHS

CATEGORY	TOTAL	PLAYER	GAME	DETAILS
Points	24	Alvin Kamara	NO at DAL, Sep. 15	4 TD
Passing Yards	509	Kirk Cousins	ATL vs. TB, Oct. 3 (OT)	42-58, 509 YDS, 4 TD, 1 INT
	395	Geno Smith	SEA at DET, Sep. 30	38-56, 395 YDS, 1 TD, 1 INT
Longest Pass	97	Sam Darnold	MIN vs. SF, Sep. 15	to Justin Jefferson (TD)
Passing Touchdowns	4			9 times, 8 in non-overtime games
Rushing Yards	176	Saquon Barkley	PHI at NYG, Oct. 20	17-176, 1 TD
Rushing Attempts	32	Josh Jacobs	GB vs. IND, Sep. 15	32-151, 0 TD
Longest Rush	76	Isaac Guerendo	SF at SEA, Oct. 10	
Receptions	14	Cooper Kupp	LAR at DET, Sep. 8 (OT)	14-110, 1 TD
	13	CeeDee Lamb	DAL at SF, Oct. 27	13-146, 2 TD
Receiving Yards	180	Jaxon Smith-Njigba	SEA vs. LAR, Nov. 3 (OT)	7-180, 2 TD
	175	Jauan Jennings	SF at LAR, Sep. 22	11-175, 3 TD
Kickoff Return Yards	204	Raheem Blackshear	CAR at NO, Sep. 8	8-204, 0 TD
Kickoff Returns	8	Raheem Blackshear	CAR at NO, Sep. 8	8-204, 0 TD
Longest Kickoff Return	97	Laviska Shenault Jr.	SEA vs. SF, Oct. 10	(TD)
Punt Return Yards	190	Kalif Raymond	DET vs. TEN, Oct. 27	5-190, 1 FC, 1 TD
Punt Returns	5			4 times in non-overtime games
Longest Punt Return	90	Kalif Raymond	DET vs. TEN, Oct. 27	(TD)
Interceptions	2			3 times, 2 in non-overtime games
Longest Interception Return	67	Dante Fowler Jr.	WAS vs. CAR, Oct. 20	(TD)
Sacks	4.0	Aidan Hutchinson	DET vs. TB, Sep. 15	
Scrimmage Yards	215	Alvin Kamara	NO at CAR, Nov. 3	Rush: 29-155, Rec: 6-60
Longest Punt	74	Daniel Whelan	GB vs. MIN, Sep. 29	
Punts	11	Matt Haack	NYG vs. PHI, Oct. 20	11-517 (47.0)
Field Goals Made	7	Austin Seibert	WAS vs. NYG, Sep. 15	7-7, 45 long
Longest Field Goal	65	Brandon Aubrey	DAL vs. BAL, Sep. 22	



# 2024 NATIONAL FOOTBALL LEAGUE

## NFL PLAYER SINGLE-GAME HIGHS

CATEGORY	TOTAL	PLAYER	GAME	DETAILS
Points	24	Alvin Kamara	NO at DAL, Sep. 15	4 TD
Passing Yards	509	Kirk Cousins	ATL vs. TB, Oct. 3 (OT)	42-58, 509 YDS, 4 TD, 1 INT
	395	Geno Smith	SEA at DET, Sep. 30	38-56, 395 YDS, 1 TD, 1 INT
Longest Pass	97	Sam Darnold	MIN vs. SF, Sep. 15	to Justin Jefferson (TD)
Passing Touchdowns	5			3 times, -1 in non-overtime games
	5			3 times, 2 in non-overtime games
Rushing Yards	199	Derrick Henry	BAL vs. BUF, Sep. 29	24-199, 1 TD
Rushing Attempts	32	Josh Jacobs	GB vs. IND, Sep. 15	32-151, 0 TD
Longest Rush	87	Derrick Henry	BAL vs. BUF, Sep. 29	(TD)
Receptions	14	Cooper Kupp	LAR at DET, Sep. 8 (OT)	14-110, 1 TD
	14	Travis Kelce	KC vs. TB, Nov. 4 (OT)	14-100, 0 TD
	13	Garrett Wilson	NYJ at MIN, Oct. 6	13-101, 1 TD
	13	CeeDee Lamb	DAL at SF, Oct. 27	13-146, 2 TD
Receiving Yards	193	Ja'Marr Chase	CIN vs. BAL, Oct. 6 (OT)	10-193, 2 TD
	175	Jauan Jennings	SF at LAR, Sep. 22	11-175, 3 TD
Kickoff Return Yards	204	Raheem Blackshear	CAR at NO, Sep. 8	8-204, 0 TD
Kickoff Returns	8	Raheem Blackshear	CAR at NO, Sep. 8	8-204, 0 TD
Longest Kickoff Return	100	Charlie Jones	CIN at CLE, Oct. 20	(TD)
Punt Return Yards	190	Kalif Raymond	DET vs. TEN, Oct. 27	5-190, 1 FC, 1 TD
Punt Returns	5			13 times in non-overtime games
Longest Punt Return	96	Parker Washington	JAX vs. NE, Oct. 20	(TD)
Interceptions	2			9 times, 7 in non-overtime games
Longest Interception Return	100	Pat Surtain II	DEN vs. LV, Oct. 6	(TD)
Sacks	4.0	Aidan Hutchinson	DET vs. TB, Sep. 15	
Scrimmage Yards	215	Alvin Kamara	NO at CAR, Nov. 3	Rush: 29-155, Rec: 6-60
Longest Punt	84	Corey Bojorquez	CLE at LV, Sep. 29	
Punts	11	Matt Haack	NYG vs. PHI, Oct. 20	11-517 (47.0)
Field Goals Made	7	Austin Seibert	WAS vs. NYG, Sep. 15	7-7, 45 long
Longest Field Goal	65	Brandon Aubrey	DAL vs. BAL, Sep. 22	

# 2024 NATIONAL FOOTBALL LEAGUE

---

# 2024 NATIONAL FOOTBALL LEAGUE

## 300-YARD PASSING GAMES

YARDS	PLAYER	GAME	DETAILS
509	Kirk Cousins	ATL vs. TB, Oct. 3 (OT)	42-58, 4 TD, 1 INT
395	Geno Smith	SEA at DET, Sep. 30	38-56, 1 TD, 1 INT
392	Joe Burrow	CIN vs. BAL, Oct. 6 (OT)	30-39, 5 TD, 1 INT
389	Jordan Love	GB vs. MIN, Sep. 29	32-54, 4 TD, 3 INT
379	Dak Prescott	DAL vs. BAL, Sep. 22	28-51, 2 TD, 0 INT
371	Trevor Lawrence	JAX vs. IND, Oct. 6	28-34, 2 TD, 1 INT
370	Baker Mayfield	TB vs. BAL, Oct. 21	31-45, 3 TD, 2 INT
363	Caleb Williams	CHI at IND, Sep. 22	33-52, 2 TD, 2 INT
363	Geno Smith	SEA vs. LAR, Nov. 3 (OT)	21-34, 3 TD, 3 INT
359	Joe Flacco	IND at JAX, Oct. 6	33-44, 3 TD, 0 INT
352	Dak Prescott	DAL at PIT, Oct. 6	29-42, 2 TD, 2 INT
349	Justin Herbert	LAC at ARI, Oct. 21	27-39, 0 TD, 0 INT
348	Lamar Jackson	BAL at CIN, Oct. 6 (OT)	26-42, 4 TD, 0 INT
347	Baker Mayfield	TB vs. PHI, Sep. 29	30-47, 2 TD, 0 INT
345	C.J. Stroud	HOU vs. JAX, Sep. 29	27-40, 2 TD, 0 INT
338	Tua Tagovailoa	MIA vs. JAX, Sep. 8	23-37, 1 TD, 0 INT
334	Jameis Winston	CLE vs. BAL, Oct. 27	27-41, 3 TD, 0 INT
331	C.J. Stroud	HOU vs. BUF, Oct. 6	28-38, 1 TD, 1 INT
331	Patrick Mahomes	KC vs. NO, Oct. 7	28-39, 0 TD, 1 INT
330	Baker Mayfield	TB vs. ATL, Oct. 27	37-50, 3 TD, 2 INT
327	Geno Smith	SEA at NE, Sep. 15 (OT)	33-44, 1 TD, 0 INT
326	Jayden Daniels	WAS vs. CHI, Oct. 27	21-38, 1 TD, 0 INT
325	Baker Mayfield	TB at NO, Oct. 13	24-36, 4 TD, 3 INT
324	Joe Burrow	CIN vs. WAS, Sep. 23	29-38, 3 TD, 0 INT
323	Lamar Jackson	BAL vs. WAS, Oct. 13	20-26, 1 TD, 1 INT
323	Josh Allen	BUF vs. TEN, Oct. 20	21-33, 2 TD, 0 INT
319	Brock Purdy	SF at MIN, Sep. 15	28-36, 1 TD, 1 INT
319	Andy Dalton	CAR at LV, Sep. 22	26-37, 3 TD, 0 INT
317	Matthew Stafford	LAR at DET, Sep. 8 (OT)	34-49, 1 TD, 1 INT
315	Jared Goff	DET at DAL, Oct. 13	18-25, 3 TD, 0 INT
312	Justin Fields	PIT at IND, Sep. 29	22-34, 1 TD, 0 INT
312	Geno Smith	SEA vs. SF, Oct. 10	30-52, 1 TD, 2 INT
311	Jalen Hurts	PHI at NO, Sep. 22	29-38, 0 TD, 1 INT
308	Trevor Lawrence	JAX vs. GB, Oct. 27	21-32, 2 TD, 1 INT
307	Jared Goff	DET vs. TB, Sep. 15	34-55, 0 TD, 2 INT
307	Kyler Murray	ARI at MIA, Oct. 27	26-36, 2 TD, 0 INT
304	Caleb Williams	CHI vs. CAR, Oct. 6	20-29, 2 TD, 0 INT

# 2024 NATIONAL FOOTBALL LEAGUE

---

# 2024 NATIONAL FOOTBALL LEAGUE

## 100-YARD RECEIVING GAMES

YARDS	PLAYER	GAME	DETAILS
193	Ja'Marr Chase	CIN vs. BAL, Oct. 6 (OT)	10 REC, 2 TD
180	Jaxon Smith-Njigba	SEA vs. LAR, Nov. 3 (OT)	7 REC, 2 TD
175	Jauan Jennings	SF at LAR, Sep. 22	11 REC, 3 TD
170	Dallas Goedert	PHI at NO, Sep. 22	10 REC, 0 TD
154	Drake London	ATL vs. TB, Oct. 3 (OT)	12 REC, 1 TD
151	Nico Collins	HOU vs. JAX, Sep. 29	12 REC, 1 TD
147	Brandon Aiyuk	SF vs. ARI, Oct. 6	8 REC, 0 TD
146	CeeDee Lamb	DAL at SF, Oct. 27	13 REC, 2 TD
143	Calvin Ridley	TEN at DET, Oct. 27	10 REC, 0 TD
139	Jayden Reed	GB vs. MIN, Sep. 29	7 REC, 1 TD
138	Jayden Reed	GB at PHI, Sep. 6	4 REC, 1 TD
137	Justin Jefferson	MIN vs. IND, Nov. 3	7 REC, 0 TD
135	Nico Collins	HOU vs. CHI, Sep. 15	8 REC, 1 TD
134	Alec Pierce	IND at JAX, Oct. 6	3 REC, 1 TD
133	Justin Jefferson	MIN vs. SF, Sep. 15	4 REC, 1 TD
132	Zay Flowers	BAL vs. WAS, Oct. 13	9 REC, 0 TD
130	Tyreek Hill	MIA vs. JAX, Sep. 8	7 REC, 1 TD
130	Marvin Harrison Jr.	ARI vs. LAR, Sep. 15	4 REC, 2 TD
130	JuJu Smith-Schuster	KC vs. NO, Oct. 7	7 REC, 0 TD
129	DK Metcalf	SEA at NE, Sep. 15 (OT)	10 REC, 1 TD
128	George Kittle	SF vs. DAL, Oct. 27	6 REC, 1 TD
127	Malik Nabers	NYG at WAS, Sep. 15	10 REC, 1 TD
127	Zay Flowers	BAL vs. DEN, Nov. 3	5 REC, 2 TD
126	Tank Dell	HOU at NYJ, Oct. 31	6 REC, 0 TD
125	Alec Pierce	IND vs. HOU, Sep. 8	3 REC, 1 TD
125	Chris Godwin	TB at NO, Oct. 13	11 REC, 2 TD
125	Keon Coleman	BUF vs. TEN, Oct. 20	4 REC, 0 TD
125	Terry McLaurin	WAS vs. CHI, Oct. 27	5 REC, 0 TD
124	Trey McBride	ARI at MIA, Oct. 27	9 REC, 0 TD
122	Diontae Johnson	CAR at LV, Sep. 22	8 REC, 1 TD
122	Darius Slayton	NYG at SEA, Oct. 6	8 REC, 1 TD
122	Brian Thomas Jr.	JAX vs. IND, Oct. 6	5 REC, 1 TD
122	Courtland Sutton	DEN at BAL, Nov. 3	7 REC, 0 TD
121	Jameson Williams	DET vs. LAR, Sep. 8 (OT)	5 REC, 1 TD
121	Rashod Bateman	BAL at TB, Oct. 21	4 REC, 1 TD
119	A.J. Brown	PHI vs. GB, Sep. 6	5 REC, 1 TD
119	Amon-Ra St. Brown	DET vs. TB, Sep. 15	11 REC, 0 TD
118	Ja'Marr Chase	CIN vs. WAS, Sep. 23	6 REC, 2 TD
118	Quentin Johnston	LAC at CLE, Nov. 3	4 REC, 1 TD
117	Nico Collins	HOU at IND, Sep. 8	6 REC, 0 TD
117	Chris Godwin	TB at DET, Sep. 15	7 REC, 1 TD



# 2024 NATIONAL FOOTBALL LEAGUE

## 100-YARD RECEIVING GAMES

YARDS	PLAYER	GAME	DETAILS
117	Jaxon Smith-Njigba	SEA at NE, Sep. 15 (OT)	12 REC, 0 TD
116	A.J. Brown	PHI vs. CLE, Oct. 13	6 REC, 1 TD
115	Malik Nabers	NYG vs. DAL, Sep. 26	12 REC, 0 TD
115	Justin Jefferson	MIN at LAR, Oct. 24	8 REC, 0 TD
115	Zay Flowers	BAL at CLE, Oct. 27	7 REC, 0 TD
114	Allen Lazard	NYJ vs. BUF, Oct. 14	6 REC, 1 TD
113	George Pickens	PIT at IND, Sep. 29	7 REC, 0 TD
113	Michael Pittman	IND vs. PIT, Sep. 29	6 REC, 0 TD
113	Garrett Wilson	NYJ at NE, Oct. 27	5 REC, 0 TD
113	Jayden Reed	GB vs. DET, Nov. 3	5 REC, 0 TD
112	Rome Odunze	CHI at IND, Sep. 22	6 REC, 1 TD
112	Terry McLaurin	WAS vs. CLE, Oct. 6	4 REC, 0 TD
112	Amon-Ra St. Brown	DET at MIN, Oct. 20	8 REC, 1 TD
111	Isaiah Likely	BAL at KC, Sep. 5	9 REC, 1 TD
111	Zay Flowers	BAL at CIN, Oct. 6 (OT)	7 REC, 0 TD
111	George Pickens	PIT vs. NYJ, Oct. 20	5 REC, 1 TD
111	Marvin Harrison Jr.	ARI at MIA, Oct. 27	6 REC, 1 TD
111	Ladd McConkey	LAC vs. NO, Oct. 27	6 REC, 2 TD
110	Cooper Kupp	LAR at DET, Sep. 8 (OT)	14 REC, 1 TD
110	Davante Adams	LV at BAL, Sep. 15	9 REC, 1 TD
110	Deebo Samuel Sr.	SF at MIN, Sep. 15	8 REC, 0 TD
110	Rashee Rice	KC at ATL, Sep. 22	12 REC, 1 TD
109	Jaylen Waddle	MIA vs. JAX, Sep. 8	5 REC, 0 TD
109	Hunter Henry	NE vs. SEA, Sep. 15 (OT)	8 REC, 0 TD
109	Josh Downs	IND at HOU, Oct. 27	4 REC, 1 TD
108	Darius Slayton	NYG at PIT, Oct. 28	4 REC, 0 TD
107	Garrett Wilson	NYJ vs. BUF, Oct. 14	8 REC, 1 TD
107	Chris Olave	NO at LAC, Oct. 27	8 REC, 0 TD
107	Khalil Shakir	BUF at SEA, Oct. 27	9 REC, 0 TD
106	Puka Nacua	LAR vs. MIN, Oct. 24	7 REC, 0 TD
105	Darnell Mooney	ATL vs. TB, Oct. 3 (OT)	9 REC, 2 TD
105	DJ Moore	CHI vs. CAR, Oct. 6	5 REC, 2 TD
105	Jakobi Meyers	LV at CIN, Nov. 3	8 REC, 0 TD
104	DK Metcalf	SEA vs. MIA, Sep. 22	4 REC, 1 TD
104	DK Metcalf	SEA at DET, Sep. 30	7 REC, 0 TD
104	Cooper Kupp	LAR at SEA, Nov. 3 (OT)	11 REC, 0 TD
104	Rome Odunze	CHI at ARI, Nov. 3	5 REC, 0 TD
103	Rashee Rice	KC vs. BAL, Sep. 5	7 REC, 0 TD
103	Breece Hall	NYJ at PIT, Oct. 20	6 REC, 0 TD
102	Deebo Samuel Sr.	SF at SEA, Oct. 10	3 REC, 1 TD
102	Evan Engram	JAX at CHI, Oct. 13	10 REC, 0 TD

# 2024 NATIONAL FOOTBALL LEAGUE

---

## 100-YARD RECEIVING GAMES

YARDS	PLAYER	GAME	DETAILS
101	Garrett Wilson	NYJ at MIN, Oct. 6	13 REC, 1 TD
100	Terry McLaurin	WAS at CIN, Sep. 23	4 REC, 1 TD
100	Cade Otton	TB vs. BAL, Oct. 21	8 REC, 0 TD
100	Courtland Sutton	DEN vs. CAR, Oct. 27	8 REC, 0 TD
100	Mike Gesicki	CIN vs. LV, Nov. 3	5 REC, 2 TD
100	Travis Kelce	KC vs. TB, Nov. 4 (OT)	14 REC, 0 TD

# 2024 NATIONAL FOOTBALL LEAGUE

---

# 2024 NATIONAL FOOTBALL LEAGUE

## 100-YARD RUSHING GAMES

YARDS	PLAYER	GAME	DETAILS
199	Derrick Henry	BAL vs. BUF, Sep. 29	24 ATT, 1 TD
176	Saquon Barkley	PHI at NYG, Oct. 20	17 ATT, 1 TD
169	Derrick Henry	BAL at TB, Oct. 21	15 ATT, 0 TD
159	Joe Mixon	HOU at IND, Sep. 8	30 ATT, 1 TD
159	Saquon Barkley	PHI vs. JAX, Nov. 3	27 ATT, 1 TD
155	Alvin Kamara	NO at CAR, Nov. 3	29 ATT, 0 TD
151	Josh Jacobs	GB vs. IND, Sep. 15	32 ATT, 0 TD
151	Derrick Henry	BAL at DAL, Sep. 22	25 ATT, 2 TD
147	Jordan Mason	SF vs. NYJ, Sep. 9	28 ATT, 1 TD
147	Saquon Barkley	PHI at NO, Sep. 22	17 ATT, 2 TD
145	Tyrone Tracy Jr.	NYG at PIT, Oct. 28	20 ATT, 1 TD
136	Sean Tucker	TB at NO, Oct. 13	14 ATT, 1 TD
135	J.K. Dobbins	LAC vs. LV, Sep. 8	10 ATT, 1 TD
133	Brian Robinson	WAS vs. NYG, Sep. 15	17 ATT, 0 TD
132	Derrick Henry	BAL vs. WAS, Oct. 13	24 ATT, 2 TD
131	J.K. Dobbins	LAC at CAR, Sep. 15	17 ATT, 1 TD
129	Tyrone Tracy Jr.	NYG at SEA, Oct. 6	18 ATT, 0 TD
129	D'Andre Swift	CHI at WAS, Oct. 27	18 ATT, 1 TD
128	Tony Pollard	TEN vs. NE, Nov. 3 (OT)	28 ATT, 0 TD
127	Jahmyr Gibbs	DET vs. TEN, Oct. 27	11 ATT, 1 TD
127	Josh Jacobs	GB at JAX, Oct. 27	25 ATT, 2 TD
123	Jordan Mason	SF vs. NE, Sep. 29	24 ATT, 1 TD
122	Lamar Jackson	BAL at KC, Sep. 5	16 ATT, 0 TD
122	James Conner	ARI vs. LAR, Sep. 15	21 ATT, 1 TD
120	Rhamondre Stevenson	NE at CIN, Sep. 8	25 ATT, 1 TD
120	Chase Brown	CIN vs. LV, Nov. 3	27 ATT, 0 TD
118	Tank Bigsby	JAX vs. NE, Oct. 20	26 ATT, 2 TD
116	Jahmyr Gibbs	DET at MIN, Oct. 20	15 ATT, 2 TD
115	Alvin Kamara	NO at DAL, Sep. 15	20 ATT, 3 TD
115	Joe Mixon	HOU at GB, Oct. 20	25 ATT, 2 TD
114	Chuba Hubbard	CAR at LV, Sep. 22	21 ATT, 0 TD
114	Najee Harris	PIT vs. NYG, Oct. 28	19 ATT, 0 TD
113	Breece Hall	NYJ vs. BUF, Oct. 14	18 ATT, 0 TD
111	James Cook	BUF at SEA, Oct. 27	17 ATT, 2 TD
110	Jonathan Taylor	IND vs. CHI, Sep. 22	23 ATT, 2 TD
109	Saquon Barkley	PHI vs. GB, Sep. 6	24 ATT, 2 TD
108	Saquon Barkley	PHI at CIN, Oct. 27	22 ATT, 0 TD
107	James Conner	ARI vs. CHI, Nov. 3	18 ATT, 0 TD
106	Najee Harris	PIT at LV, Oct. 13	14 ATT, 1 TD
106	Joe Mixon	HOU at NYJ, Oct. 31	24 ATT, 1 TD
106	Derrick Henry	BAL vs. DEN, Nov. 3	23 ATT, 2 TD

# 2024 NATIONAL FOOTBALL LEAGUE

---

## 100-YARD RUSHING GAMES

YARDS	PLAYER	GAME	DETAILS
106	Kareem Hunt	KC vs. TB, Nov. 4 (OT)	27 ATT, 1 TD
105	David Montgomery	DET at ARI, Sep. 22	23 ATT, 1 TD
105	Tyler Allgeier	ATL at CAR, Oct. 13	18 ATT, 1 TD
105	Jonathan Taylor	IND at HOU, Oct. 27	20 ATT, 1 TD
104	James Conner	ARI vs. WAS, Sep. 29	18 ATT, 1 TD
104	Chuba Hubbard	CAR vs. CIN, Sep. 29	18 ATT, 1 TD
103	Kenneth Walker III	SEA vs. DEN, Sep. 8	20 ATT, 1 TD
103	Jonathan Taylor	IND at GB, Sep. 15	12 ATT, 0 TD
103	Bijan Robinson	ATL vs. SEA, Oct. 20	21 ATT, 1 TD
102	Aaron Jones	MIN vs. HOU, Sep. 22	19 ATT, 0 TD
102	Kyren Williams	LAR vs. GB, Oct. 6	22 ATT, 1 TD
102	Kareem Hunt	KC vs. NO, Oct. 7	27 ATT, 1 TD
102	Joe Mixon	HOU at NE, Oct. 13	13 ATT, 1 TD
102	Najee Harris	PIT vs. NYJ, Oct. 20	21 ATT, 1 TD
102	Joe Mixon	HOU vs. IND, Oct. 27	25 ATT, 1 TD
101	Brian Robinson	WAS at ARI, Sep. 29	21 ATT, 1 TD
101	Tank Bigsby	JAX vs. IND, Oct. 6	13 ATT, 2 TD
101	James Conner	ARI vs. LAC, Oct. 21	19 ATT, 0 TD
100	Jordan Mason	SF at MIN, Sep. 15	20 ATT, 1 TD



# 2024 NATIONAL FOOTBALL LEAGUE

---

# 2024 NATIONAL FOOTBALL LEAGUE

## AFC LEADING PASSERS

RANK	PLAYER	TEAM	ATT	COMP	COMP%	YDS	YPA	TD	TD%	LONG	INT	INT%	RATING
1	L. Jackson	BAL	255	174	68.2%	2379	9.33	20	7.8%	59	2	0.8%	120.7
2	Burrow	CIN	302	212	70.2%	2244	7.43	20	6.6%	70t	4	1.3%	108.1
3	Allen	BUF	262	168	64.1%	2001	7.64	17	6.5%	63t	2	0.8%	105.8
4	Herbert	LAC	223	145	65.0%	1725	7.74	10	4.5%	66t	1	0.4%	101.6
5	Fields	PIT	160	106	66.3%	1106	6.91	5	3.1%	55t	1	0.6%	93.9
6	Stroud	HOU	296	188	63.5%	2139	7.23	11	3.7%	67t	4	1.4%	91.9
7	Mahomes	KC	269	188	69.9%	1942	7.22	11	4.1%	54t	9	3.3%	90.1
8	Rodgers	NYJ	316	197	62.3%	2107	6.67	15	4.7%	57	7	2.2%	88.4
9	Lawrence	JAX	274	168	61.3%	2004	7.31	11	4.0%	85t	6	2.2%	87.9
10	Minshev	LV	221	148	67.0%	1501	6.79	6	2.7%	57t	8	3.6%	80.2
11	*Nix	DEN	294	184	62.6%	1753	5.96	8	2.7%	49	6	2.0%	79.6
12	D. Watson	CLE	216	137	63.4%	1148	5.31	5	2.3%	35	3	1.4%	79.0

# 2024 NATIONAL FOOTBALL LEAGUE

---

## AFC LEADING PASSERS, RANKS

PLAYER	TEAM	ATT	COMP	COMP%	YDS	YPA	TD	TD%	INT	INT%	RATING
L. Jackson	BAL	8	6	3	1	1	1t	1	3t	4	1
Burrow	CIN	2	1	1	2	4	1t	2	6t	5	2
Allen	BUF	7	7t	7	6	3	3	3	3t	3	3
Herbert	LAC	9	10	6	9	2	8	5	1t	1	4
Fields	PIT	12	12	5	12	8	13t	9	1t	2	5
Stroud	HOU	3	3t	8	3	6	5t	8	6t	6	6
Mahomes	KC	6	3t	2	7	7	5t	6	12	11	7
Rodgers	NYJ	1	2	11	4	10	4	4	10	10	8
Lawrence	JAX	5	7t	12	5	5	5t	7	8t	9	9
Minshew	LV	10	9	4	10	9	11t	11	11	12	10
*Nix	DEN	4	5	10	8	11	9	10	8t	8	11
D. Watson	CLE	11	11	9	11	12	13t	12	5	7	12

# 2024 NATIONAL FOOTBALL LEAGUE

## AFC FOURTH-QUARTER PASSING LEADERS

RANK	PLAYER	TEAM	ATT	COMP	COMP%	YDS	YPA	TD	TD%	INT	INT%	RATING
1	Mahomes	KC	47	33	70.2%	386	8.21	4	8.5%	0	0.0%	123.2
2	Flacco	IND	36	21	58.3%	337	9.36	4	11.1%	1	2.8%	115.2
3	Fields	PIT	39	23	59.0%	302	7.74	3	7.7%	0	0.0%	109.1
4	L. Jackson	BAL	67	40	59.7%	511	7.63	4	6.0%	0	0.0%	103.5
5	Tagovailoa	MIA	25	19	76.0%	145	5.80	1	4.0%	0	0.0%	102.9
6	Herbert	LAC	45	28	62.2%	307	6.82	2	4.4%	0	0.0%	97.2
7	Winston	CLE	45	28	62.2%	296	6.58	3	6.7%	1	2.2%	94.3
8	*Nix	DEN	77	53	68.8%	542	7.04	3	3.9%	2	2.6%	90.9
9	*Maye	NE	52	31	59.6%	323	6.21	3	5.8%	1	1.9%	88.9
10	Allen	BUF	54	29	53.7%	363	6.72	2	3.7%	0	0.0%	87.2
11	D. Watson	CLE	58	39	67.2%	335	5.78	2	3.4%	1	1.7%	86.5
12	Burrow	CIN	59	39	66.1%	493	8.36	4	6.8%	4	6.8%	86.3
13	Minschew	LV	66	45	68.2%	465	7.05	3	4.5%	3	4.5%	84.5
14	Rodgers	NYJ	83	53	63.9%	534	6.43	3	3.6%	2	2.4%	84.1
15	Stroud	HOU	71	46	64.8%	464	6.54	2	2.8%	2	2.8%	81.0
16	Boyle	MIA	20	12	60.0%	132	6.60	0	0.0%	0	0.0%	79.6
17	Lawrence	JAX	83	46	55.4%	515	6.20	3	3.6%	2	2.4%	76.1
18	Brissett	NE	51	28	54.9%	308	6.04	0	0.0%	0	0.0%	73.0
19	O'Connell	LV	45	27	60.0%	245	5.44	2	4.4%	2	4.4%	71.1
20	Rudolph	TEN	26	16	61.5%	112	4.31	1	3.8%	1	3.8%	68.1
21	Richardson	IND	45	20	44.4%	346	7.69	2	4.4%	2	4.4%	67.5
22	Levis	TEN	41	23	56.1%	159	3.88	0	0.0%	4	9.8%	25.4

# 2024 NATIONAL FOOTBALL LEAGUE

## AFC THIRD-DOWN PASSING LEADERS

RANK	PLAYER	TEAM	ATT	COMP	COMP%	YDS	YPA	TD	TD%	INT	INT%	RATING
1	Burrow	CIN	77	49	63.6%	577	7.49	9	11.7%	1	1.3%	119.9
2	Herbert	LAC	70	44	62.9%	529	7.56	6	8.6%	0	0.0%	114.5
3	Mahomes	KC	71	48	67.6%	550	7.75	6	8.5%	1	1.4%	113.0
4	L. Jackson	BAL	59	35	59.3%	441	7.47	4	6.8%	0	0.0%	105.3
5	Allen	BUF	72	37	51.4%	484	6.72	6	8.3%	1	1.4%	94.9
6	Fields	PIT	49	29	59.2%	343	7.00	2	4.1%	0	0.0%	94.2
7	Stroud	HOU	88	56	63.6%	693	7.88	2	2.3%	1	1.1%	90.8
8	Rodgers	NYJ	83	47	56.6%	610	7.35	6	7.2%	4	4.8%	83.9
9	D. Watson	CLE	47	29	61.7%	259	5.51	0	0.0%	0	0.0%	76.5
10	*Nix	DEN	85	48	56.5%	510	6.00	3	3.5%	2	2.4%	76.1
11	Lawrence	JAX	68	32	47.1%	338	4.97	4	5.9%	1	1.5%	75.5
12	Brissett	NE	53	29	54.7%	255	4.81	0	0.0%	1	1.9%	59.9
13	Minshev	LV	60	33	55.0%	302	5.03	1	1.7%	5	8.3%	39.7



# 2024 NATIONAL FOOTBALL LEAGUE

## AFC LEADING RUSHERS

RANK	PLAYER	TEAM	ATT	YDS	AVG	LONG	TD
1	Henry	BAL	168	1052	6.3	87t	11
2	Pollard	TEN	142	622	4.4	41	3
3	Dobbins	LAC	126	620	4.9	61	6
4	Mixon	HOU	126	609	4.8	59	6
5	Harris	PIT	136	592	4.4	36t	2
6	Bigsby	JAX	93	515	5.5	65t	4
7	L. Jackson (QB)	BAL	84	505	6.0	33	2
8t	Hall	NYJ	126	502	4.0	42	3
8t	Taylor	IND	105	502	4.8	29t	5
10	Cook	BUF	109	496	4.6	49t	7
11	C. Brown	CIN	105	479	4.6	30t	4
12	Stevenson	NE	114	438	3.8	33t	6
13	Achane	MIA	93	420	4.5	47	2
14	Hunt	KC	111	414	3.7	15	5
15	Williams	DEN	102	387	3.8	20	2
16	Mattison	LV	92	301	3.3	24	3
17	*Nix (QB)	DEN	58	295	5.1	32	4
18	J. Ford	CLE	52	269	5.2	36	1
19	*Davis	BUF	61	262	4.3	22	2
20	Etienne	JAX	59	254	4.3	22	2
21t	Moss	CIN	74	242	3.3	16	2
21t	Richardson (QB)	IND	41	242	5.9	26	1
23	Gibson	NE	57	236	4.1	45	0
24	Fields (QB)	PIT	55	231	4.2	18	5
25	Mostert	MIA	55	214	3.9	18	2
26	Allen (QB)	BUF	47	211	4.5	19	3
27	*Maye (QB)	NE	21	209	10.0	26	1
28t	McLaughlin	DEN	53	208	3.9	21	1
28t	*Wright	MIA	42	208	5.0	20	0
30	*Allen	NYJ	53	196	3.7	20t	2
31	White	LV	60	174	2.9	17	1
32	Foreman	CLE	46	155	3.4	25	0
33	Warren	PIT	41	151	3.7	18	0
34	*Steele	KC	44	149	3.4	9	0
35t	Mahomes (QB)	KC	36	148	4.1	33	1
35t	D. Watson (QB)	CLE	31	148	4.8	16	1
37	Stroud (QB)	HOU	31	143	4.6	25	0
38	Pacheco	KC	34	135	4.0	11	1
39	Sermon	IND	47	131	2.8	17	2
40	Goodson	IND	27	128	4.7	33	1
41	Hill	BAL	32	119	3.7	17	0
42	Burrow (QB)	CIN	27	117	4.3	47t	1
43t	D. Johnson	JAX	28	114	4.1	13	0
43t	Spears	TEN	33	114	3.5	11	1
45t	Chubb	CLE	42	113	2.7	15	1
45t	Edwards	LAC	38	113	3.0	10	0
45t	Lawrence (QB)	JAX	25	113	4.5	33	3
48	Levis (QB)	TEN	16	106	6.6	21	0
49	Ty Johnson	BUF	17	99	5.8	19	1
50	Pierce	HOU	14	98	7.0	54t	1

# 2024 NATIONAL FOOTBALL LEAGUE

---

## AFC THIRD-AND-ONE RUSHING LEADERS

RANK	PLAYER	TEAM	ATT	FD	PCT
1t	*Allen	NYJ	6	6	100.0%
1t	Burrow (QB)	CIN	4	4	100.0%
1t	Levis (QB)	TEN	4	4	100.0%
1t	Achane	MIA	3	3	100.0%
1t	Fields (QB)	PIT	3	3	100.0%
1t	Hill	BAL	3	3	100.0%
1t	Hunt	KC	3	3	100.0%
1t	L. Jackson (QB)	BAL	3	3	100.0%
1t	Harris	PIT	2	2	100.0%
1t	Huntley (QB)	BAL-MIA	2	2	100.0%
11	Dobbins	LAC	7	6	85.7%
12	Henry	BAL	6	5	83.3%
13	*Nix (QB)	DEN	7	5	71.4%
14t	Taylor	IND	6	4	66.7%
14t	Haskins	LAC	3	2	66.7%
16t	Moss	CIN	5	3	60.0%
16t	*Steele	KC	5	3	60.0%
18	Hall	NYJ	7	4	57.1%
19	Ingold	MIA	6	3	50.0%

# 2024 NATIONAL FOOTBALL LEAGUE

## AFC LEADERS IN RECEPTIONS

RANK	PLAYER	TEAM	REC	YDS	AVG	LONG	TD
1	Wilson	NYJ	60	663	11.1	35	5
2	*Bowers (TE)	LV	57	580	10.2	57t	2
3	Chase	CIN	55	717	13.0	70t	7
4	Kelce (TE)	KC	52	435	8.4	38	1
5	Diggs	HOU	47	496	10.6	49	3
6	Flowers	BAL	46	654	14.2	53t	3
7	Shakir	BUF	42	471	11.2	52	2
8t	Meyers	LV	39	430	11.0	33	2
8t	Henry (TE)	NE	39	414	10.6	35	1
10	Downs	IND	38	411	10.8	69t	3
11	Achane (RB)	MIA	37	302	8.2	39	3
12	Sutton	DEN	36	499	13.9	37	2
13t	*B. Thomas	JAX	35	595	17.0	85t	5
13t	Pickens	PIT	35	548	15.7	44	1
13t	*McConkey	LAC	35	440	12.6	60t	4
13t	Hall (RB)	NYJ	35	327	9.3	57	1
13t	Douglas	NE	35	306	8.7	35t	1
18	T. Hill	MIA	34	446	13.1	80t	1
19t	Jeudy	CLE	33	418	12.7	35	1
19t	Moore	CLE	33	249	7.5	22	0
21t	Collins	HOU	32	567	17.7	67t	3
21t	D. Adams	LV-NYJ	32	384	12.0	37t	2
21t	Kincaid (TE)	BUF	32	332	10.4	28	2
24t	Lazard	NYJ	30	412	13.7	52t	5
24t	Pittman	IND	30	366	12.2	33	2
24t	D. Johnson	CAR-BAL	30	357	11.9	39	3
24t	Dell	HOU	30	355	11.8	50	2
24t	Gesicki (TE)	CIN	30	353	11.8	47t	2
24t	J. Smith (TE)	MIA	30	302	10.1	18	1
24t	Njoku (TE)	CLE	30	255	8.5	29	2
31t	Higgins	CIN	29	341	11.8	25t	3
31t	Cooper	CLE-BUF	29	319	11.0	27	3
31t	Williams (RB)	DEN	29	216	7.4	34	0
34t	Waddle	MIA	28	310	11.1	63	1
34t	Dissly (TE)	LAC	28	242	8.6	22	0
36t	Ridley	TEN	27	399	14.8	47	1
36t	Kirk	JAX	27	379	14.0	61	1
36t	Conklin (TE)	NYJ	27	237	8.8	27	2
39t	Freiermuth (TE)	PIT	26	264	10.2	30	2
39t	Schultz (TE)	HOU	26	244	9.4	28	0
41t	Bateman	BAL	25	447	17.9	59	3
41t	Hopkins	TEN-KC	25	288	11.5	35	3
41t	Hill (RB)	BAL	25	272	10.9	24	2
41t	Tucker	LV	25	257	10.3	54	1
41t	Ingram (TE)	JAX	25	223	8.9	24	1
46t	Andrews (TE)	BAL	24	289	12.0	38	4
46t	Rice	KC	24	288	12.0	44t	2
46t	Likely (TE)	BAL	24	271	11.3	49t	3
46t	Tillman	CLE	24	264	11.0	38t	3
46t	Pollard (RB)	TEN	24	135	5.6	22	0

# 2024 NATIONAL FOOTBALL LEAGUE

## AFC RECEIVING YARDAGE LEADERS

RANK	PLAYER	TEAM	YDS	REC	AVG	LONG	TD
1	Chase	CIN	717	55	13.0	70t	7
2	Wilson	NYJ	663	60	11.1	35	5
3	Flowers	BAL	654	46	14.2	53t	3
4	*B. Thomas	JAX	595	35	17.0	85t	5
5	*Bowers (TE)	LV	580	57	10.2	57t	2
6	Collins	HOU	567	32	17.7	67t	3
7	Pickens	PIT	548	35	15.7	44	1
8	Sutton	DEN	499	36	13.9	37	2
9	Diggs	HOU	496	47	10.6	49	3
10	Shakir	BUF	471	42	11.2	52	2
11	Bateman	BAL	447	25	17.9	59	3
12	T. Hill	MIA	446	34	13.1	80t	1
13	*McConkey	LAC	440	35	12.6	60t	4
14t	Kelce (TE)	KC	435	52	8.4	38	1
14t	Pierce	IND	435	19	22.9	65t	3
16	Meyers	LV	430	39	11.0	33	2
17	Jeady	CLE	418	33	12.7	35	1
18	*Coleman	BUF	417	22	19.0	57	3
19	Henry (TE)	NE	414	39	10.6	35	1
20	Lazard	NYJ	412	30	13.7	52t	5
21	Downs	IND	411	38	10.8	69t	3
22	Ridley	TEN	399	27	14.8	47	1
23	D. Adams	LV-NYJ	384	32	12.0	37t	2
24	Kirk	JAX	379	27	14.0	61	1
25	Pittman	IND	366	30	12.2	33	2
26	D. Johnson	CAR-BAL	357	30	11.9	39	3
27	Dell	HOU	355	30	11.8	50	2
28	Gesicki (TE)	CIN	353	30	11.8	47t	2
29	Higgins	CIN	341	29	11.8	25t	3
30	Kincaid (TE)	BUF	332	32	10.4	28	2
31	Hall (RB)	NYJ	327	35	9.3	57	1
32	Cooper	CLE-BUF	319	29	11.0	27	3
33	Waddle	MIA	310	28	11.1	63	1
34t	Douglas	NE	306	35	8.7	35t	1
34t	Palmer	LAC	306	17	18.0	45	1
36t	Achane (RB)	MIA	302	37	8.2	39	3
36t	J. Smith (TE)	MIA	302	30	10.1	18	1
38	Andrews (TE)	BAL	289	24	12.0	38	4
39t	Hopkins	TEN-KC	288	25	11.5	35	3
39t	Rice	KC	288	24	12.0	44t	2
41	Johnston	LAC	282	18	15.7	66t	4
42	Hill (RB)	BAL	272	25	10.9	24	2
43	Likely (TE)	BAL	271	24	11.3	49t	3
44t	Freiermuth (TE)	PIT	264	26	10.2	30	2
44t	Tillman	CLE	264	24	11.0	38t	3
46t	Austin	PIT	257	14	18.4	55t	2
46t	Tucker	LV	257	25	10.3	54	1
48	Njoku (TE)	CLE	255	30	8.5	29	2
49	Moore	CLE	249	33	7.5	22	0
50	Schultz (TE)	HOU	244	26	9.4	28	0

# 2024 NATIONAL FOOTBALL LEAGUE

## AFC THIRD-DOWN RECEIVING LEADERS

RANK	PLAYER	TEAM	REC	YDS	AVG	LONG	TD
1	Wilson	NYJ	15	185	12.3	26t	2
2t	Pickens	PIT	14	197	14.1	37	0
2t	Kelce (TE)	KC	14	176	12.6	38	1
4t	Sutton	DEN	13	233	17.9	33	1
4t	Dell	HOU	13	158	12.2	31	0
4t	Diggs	HOU	13	127	9.8	21	1
4t	Moore	CLE	13	117	9.0	22	0
8t	Gesicki (TE)	CIN	12	150	12.5	47t	1
8t	Henry (TE)	NE	12	144	12.0	32	0
8t	*Bowers (TE)	LV	12	127	10.6	27	0
11t	Shakir	BUF	11	192	17.5	52	1
11t	Collins	HOU	11	170	15.5	34	1
11t	*McConkey	LAC	11	114	10.4	18	2
14t	Chase	CIN	10	141	14.1	63t	1
14t	Downs	IND	10	121	12.1	25	1
14t	Douglas	NE	10	99	9.9	35t	1
14t	J. Smith (TE)	MIA	10	84	8.4	13	1
18t	Johnston	LAC	9	163	18.1	66t	3
18t	Lazard	NYJ	9	150	16.7	36t	2
18t	Hill (RB)	BAL	9	120	13.3	24	0
18t	Waddle	MIA	9	115	12.8	21	0
18t	Higgins	CIN	9	113	12.6	25t	3
18t	Meyers	LV	9	99	11.0	21	0
18t	Tucker	LV	9	73	8.1	14	0
25t	Palmer	LAC	8	117	14.6	28t	1
25t	Ogunbowale (RB)	HOU	8	115	14.4	31	0
25t	Tillman	CLE	8	108	13.5	25	1
25t	Kirk	JAX	8	106	13.3	30	1
25t	Freiermuth (TE)	PIT	8	90	11.3	21	1
25t	Williams (RB)	DEN	8	82	10.3	34	0
31t	Flowers	BAL	7	107	15.3	26	1
31t	Conklin (TE)	NYJ	7	95	13.6	25	1
31t	Kincaid (TE)	BUF	7	94	13.4	28	1
31t	Perine (RB)	KC	7	90	12.9	22	1
31t	Ridley	TEN	7	89	12.7	22	0
31t	Boyd	TEN	7	72	10.3	20	0
31t	Cooper	CLE-BUF	7	63	9.0	13	0
38t	D. Johnson	CAR-BAL	6	117	19.5	39	2
38t	Austin	PIT	6	113	18.8	29t	1
38t	T. Hill	MIA	6	79	13.2	30	0
38t	Strange (TE)	JAX	6	72	12.0	26	1
38t	Bateman	BAL	6	68	11.3	16t	1
38t	Hopkins	TEN-KC	6	67	11.2	35	2
38t	Schultz (TE)	HOU	6	67	11.2	18	0
38t	*B. Thomas	JAX	6	64	10.7	19	2
38t	Hollins	BUF	6	55	9.2	21	2
38t	Gibson (RB)	NE	6	54	9.0	12	0
38t	Moss (RB)	CIN	6	50	8.3	21	1
38t	Hall (RB)	NYJ	6	37	6.2	9	0
38t	Dobbins (RB)	LAC	6	33	5.5	14	0
38t	Stevenson (RB)	NE	6	31	5.2	12	1
38t	Mattison (RB)	LV	6	28	4.7	11	0



# 2024 NATIONAL FOOTBALL LEAGUE

## AFC LEADING SCORERS (NON-KICKING)

RANK	PLAYER	TEAM	POS	TOUCHDOWNS				X2	PTS
				TOTAL	RUSH	REC	RET		
1	Henry	BAL	RB	13	11	2	0	0	78
2	Cook	BUF	RB	8	7	1	0	0	48
3	Stevenson	NE	RB	7	6	1	0	1	44
4t	Chase	CIN	WR	7	0	7	0	0	42
4t	Mixon	HOU	RB	7	6	1	0	0	42
6	C. Brown	CIN	RB	6	4	2	0	1	38
7	Dobbins	LAC	RB	6	6	0	0	0	36
8	*B. Thomas	JAX	WR	5	0	5	0	2	34
9	Wilson	NYJ	WR	5	0	5	0	1	32
10t	Achane	MIA	RB	5	2	3	0	0	30
10t	Fields	PIT	QB	5	5	0	0	0	30
10t	Hunt	KC	RB	5	5	0	0	0	30
10t	Lazard	NYJ	WR	5	0	5	0	0	30
10t	*Nix	DEN	QB	5	4	1	0	0	30
10t	Taylor	IND	RB	5	5	0	0	0	30
10t	*Worthy	KC	WR	5	2	3	0	0	30
17	Mattison	LV	RB	4	3	1	0	1	26
18t	Andrews	BAL	TE	4	0	4	0	0	24
18t	Bigsby	JAX	RB	4	4	0	0	0	24
18t	Diggs	HOU	WR	4	1	3	0	0	24
18t	Hall	NYJ	RB	4	3	1	0	0	24
18t	Iosivas	CIN	WR	4	0	4	0	0	24
18t	Johnston	LAC	WR	4	0	4	0	0	24
18t	*McConkey	LAC	WR	4	0	4	0	0	24
18t	Westbrook-Ikhine	TEN	WR	4	0	4	0	0	24
26t	*Coleman	BUF	WR	3	0	3	0	1	20
26t	Tillman	CLE	WR	3	0	3	0	1	20
28t	*Allen	NYJ	RB	3	2	1	0	0	18
28t	Allen	BUF	QB	3	3	0	0	0	18
28t	Austin	PIT	WR	3	0	2	1	0	18
28t	Bateman	BAL	WR	3	0	3	0	0	18
28t	Collins	HOU	WR	3	0	3	0	0	18
28t	Cooper	CLE-BUF	WR	3	0	3	0	0	18
28t	*Davis	BUF	RB	3	2	1	0	0	18
28t	Downs	IND	WR	3	0	3	0	0	18
28t	Flowers	BAL	WR	3	0	3	0	0	18
28t	Higgins	CIN	WR	3	0	3	0	0	18
28t	Hollins	BUF	WR	3	0	3	0	0	18
28t	Hopkins	TEN-KC	WR	3	0	3	0	0	18
28t	D. Johnson	CAR-BAL	WR	3	0	3	0	0	18
28t	Ty Johnson	BUF	RB	3	1	2	0	0	18
28t	Lawrence	JAX	QB	3	3	0	0	0	18
28t	Likely	BAL	TE	3	0	3	0	0	18
28t	McLaughlin	DEN	RB	3	1	2	0	0	18
28t	Moss	CIN	RB	3	2	1	0	0	18
28t	Pierce	IND	WR	3	0	3	0	0	18

# 2024 NATIONAL FOOTBALL LEAGUE

## AFC LEADING SCORERS (NON-KICKING)

RANK	PLAYER	TEAM	POS	TOUCHDOWNS				X2	PTS
				TOTAL	RUSH	REC	RET		
28t	Pollard	TEN	RB	3	3	0	0	0	18
48t	Meyers	LV	WR	2	0	2	0	1	14
48t	Ridley	TEN	WR	2	1	1	0	0	14
50t	D. Adams	LV-NYJ	WR	2	0	2	0	0	12
50t	*Bowers	LV	TE	2	0	2	0	0	12
50t	Conklin	NYJ	TE	2	0	2	0	0	12
50t	Davis	JAX	WR	2	0	2	0	0	12
50t	Dell	HOU	WR	2	0	2	0	0	12
50t	Etienne	JAX	RB	2	2	0	0	0	12
50t	Freiermuth	PIT	TE	2	0	2	0	0	12
50t	Gesicki	CIN	TE	2	0	2	0	0	12
50t	Harris	PIT	RB	2	2	0	0	0	12
50t	Hill	BAL	RB	2	0	2	0	0	12
50t	L. Jackson	BAL	QB	2	2	0	0	0	12
50t	Kincaid	BUF	TE	2	0	2	0	0	12
50t	McLeod	CLE	FS	2	0	0	2	0	12
50t	Mostert	MIA	RB	2	2	0	0	0	12
50t	Njoku	CLE	TE	2	0	2	0	0	12
50t	Perine	KC	RB	2	1	1	0	0	12
50t	Pittman	IND	WR	2	0	2	0	0	12
50t	Ricard	BAL	FB	2	0	1	1	0	12
50t	Rice	KC	WR	2	0	2	0	0	12
50t	Sermon	IND	RB	2	2	0	0	0	12
50t	Shakir	BUF	WR	2	0	2	0	0	12
50t	Strange	JAX	TE	2	0	2	0	0	12
50t	Sutton	DEN	WR	2	0	2	0	0	12
50t	Tucker	LV	WR	2	1	1	0	0	12
50t	Turner	LV	WR	2	1	1	0	0	12
50t	Vannett	TEN	TE	2	0	2	0	0	12
50t	Williams	DEN	RB	2	2	0	0	0	12



# 2024 NATIONAL FOOTBALL LEAGUE

---

## AFC LEADING SCORERS (KICKING)

RANK	PLAYER	TEAM	PAT	FG	FG%	LONG	PTS
1	Boswell	PIT	16/16	23/24	95.8%	57	85
2	Fairbairn	HOU	18/18	21/25	84.0%	59	81
3	Tucker	BAL	34/34	15/19	78.9%	56	79
4	Bass	BUF	27/30	15/18	83.3%	61	72
5	Lutz	DEN	17/17	18/19	94.7%	52	71
6	Butker	KC	20/21	15/17	88.2%	53	65
7	McPherson	CIN	25/26	13/17	76.5%	56	64
8	Dicker	LAC	12/15	17/19	89.5%	59	63
9	Carlson	LV	14/14	16/18	88.9%	54	62
10	Gay	IND	17/17	14/17	82.4%	54	59
11	*C. Little	JAX	18/18	13/14	92.9%	53	57
12t	Hopkins	CLE	10/12	14/18	77.8%	56	52
12t	Sanders	MIA	10/10	14/18	77.8%	56	52
14	Slye	NE	13/13	12/15	80.0%	63	49
15	Folk	TEN	15/15	11/11	100.0%	53	48
16	Zuerlein	NYJ	13/14	9/15	60.0%	40	40
17t	Patterson	NYJ	3/3	0/0	---	---	3
17t	*Shrader	IND-NYJ	3/3	0/0	---	---	3

# 2024 NATIONAL FOOTBALL LEAGUE

---

# 2024 NATIONAL FOOTBALL LEAGUE

---

## AFC TOUCHBACKS ON KICKOFFS

RANK	PLAYER	TEAM	TB
1t	Bass	BUF	43
1t	Tucker	BAL	43
3	McPherson	CIN	41
4	C. Little	JAX	37
5	Butker	KC	35
6	Gay	IND	32
7	Boswell	PIT	31
8	Dicker	LAC	29
9	Zuerlein	NYJ	28
10	Lutz	DEN	27
11	Slye	NE	26
12	Folk	TEN	25
13t	Fairbairn	HOU	24
13t	Sanders	MIA	24
15	Carlson	LV	22
16	Hopkins	CLE	19
17	Shrader	IND-NYJ	5





# 2024 NATIONAL FOOTBALL LEAGUE

## AFC MOST YARDS FROM SCRIMMAGE

RANK	PLAYER	TEAM	POS	TOTAL			RUSHING			RECEIVING		
				YDS	PLAYS	AVG	YDS	ATT	AVG	YDS	ATT	AVG
1	Henry	BAL	RB	1145	177	6.5	1052	168	6.3	93	9	10.3
2	Hall	NYJ	RB	829	161	5.1	502	126	4.0	327	35	9.3
3	Pollard	TEN	RB	757	166	4.6	622	142	4.4	135	24	5.6
4	Harris	PIT	RB	744	153	4.9	592	136	4.4	152	17	8.9
5	Chase	CIN	WR	728	56	13.0	11	1	11.0	717	55	13.0
6	Dobbins	LAC	RB	727	147	4.9	620	126	4.9	107	21	5.1
7	Mixon	HOU	RB	724	140	5.2	609	126	4.8	115	14	8.2
8	Achane	MIA	RB	722	130	5.6	420	93	4.5	302	37	8.2
9	Flowers	BAL	WR	701	52	13.5	47	6	7.8	654	46	14.2
10	Wilson	NYJ	WR	668	61	11.0	5	1	5.0	663	60	11.1
11	Cook	BUF	RB	666	128	5.2	496	109	4.6	170	19	8.9
12	*B. Thomas	JAX	WR	610	38	16.1	15	3	5.0	595	35	17.0
13	Williams	DEN	RB	603	131	4.6	387	102	3.8	216	29	7.4
14	Taylor	IND	RB	602	115	5.2	502	105	4.8	100	10	10.0
15	*Bowers	LV	TE	592	58	10.2	12	1	12.0	580	57	10.2
16	C. Brown	CIN	RB	577	126	4.6	479	105	4.6	98	21	4.7
17	Collins	HOU	WR	567	32	17.7	0	0	---	567	32	17.7
18	Bigsby	JAX	RB	551	96	5.7	515	93	5.5	36	3	12.0
19	Pickens	PIT	WR	538	36	14.9	-10	1	-10.0	548	35	15.7
20	Stevenson	NE	RB	537	137	3.9	438	114	3.8	99	23	4.3
21	L. Jackson	BAL	QB	505	84	6.0	505	84	6.0	0	0	---
22	Diggs	HOU	WR	504	50	10.1	8	3	2.7	496	47	10.6
23	Sutton	DEN	WR	499	36	13.9	0	0	---	499	36	13.9
24	Mattison	LV	RB	496	114	4.4	301	92	3.3	195	22	8.9
25	T. Hill	MIA	WR	482	39	12.4	36	5	7.2	446	34	13.1
26	Shakir	BUF	WR	475	44	10.8	4	2	2.0	471	42	11.2
27	Hunt	KC	RB	465	118	3.9	414	111	3.7	51	7	7.3
28	Bateman	BAL	WR	447	25	17.9	0	0	---	447	25	17.9
29	*McConkey	LAC	WR	440	35	12.6	0	0	---	440	35	12.6
30	Kelce	KC	TE	436	53	8.2	1	1	1.0	435	52	8.4
31	Pierce	IND	WR	435	19	22.9	0	0	---	435	19	22.9
32	Meyers	LV	WR	433	40	10.8	3	1	3.0	430	39	11.0
33	Ridley	TEN	WR	431	31	13.9	32	4	8.0	399	27	14.8
34	Moss	CIN	RB	429	97	4.4	242	74	3.3	187	23	8.1
35	Downs	IND	WR	423	39	10.8	12	1	12.0	411	38	10.8
36	Jeudy	CLE	WR	418	33	12.7	0	0	---	418	33	12.7
37	*Coleman	BUF	WR	417	22	19.0	0	0	---	417	22	19.0
38	Henry	NE	TE	414	39	10.6	0	0	---	414	39	10.6
39	Lazard	NYJ	WR	412	30	13.7	0	0	---	412	30	13.7
40	*Davis	BUF	RB	411	71	5.8	262	61	4.3	149	10	14.9
41	Hill	BAL	RB	391	57	6.9	119	32	3.7	272	25	10.9
42	Dell	HOU	WR	385	36	10.7	30	6	5.0	355	30	11.8
43	D. Adams	LV-NYJ	WR	384	32	12.0	0	0	---	384	32	12.0
44	Kirk	JAX	WR	379	27	14.0	0	0	---	379	27	14.0
45	Gibson	NE	RB	367	70	5.2	236	57	4.1	131	13	10.1
46	Pittman	IND	WR	366	30	12.2	0	0	---	366	30	12.2
47	D. Johnson	CAR-BAL	WR	363	32	11.3	6	2	3.0	357	30	11.9
48	J. Ford	CLE	RB	358	73	4.9	269	52	5.2	89	21	4.2
49	Gesicki	CIN	TE	353	30	11.8	0	0	---	353	30	11.8
50	Etienne	JAX	RB	351	77	4.6	254	59	4.3	97	18	5.4



# 2024 NATIONAL FOOTBALL LEAGUE

## AFC LEADERS IN FIRST DOWNS

RANK	PLAYER	TEAM	POS	TOTAL	RUSH	REC
1	Henry	BAL	RB	50	45	5
2t	Cook	BUF	RB	36	27	9
2t	Dobbins	LAC	RB	36	31	5
2t	Wilson	NYJ	WR	36	1	35
5	Mixon	HOU	RB	35	29	6
6t	Chase	CIN	WR	34	1	33
6t	Pollard	TEN	RB	34	29	5
6t	Taylor	IND	RB	34	28	6
9	Achane	MIA	RB	33	18	15
10t	Diggs	HOU	WR	32	1	31
10t	Hall	NYJ	RB	32	22	10
10t	Harris	PIT	RB	32	26	6
13	Flowers	BAL	WR	31	1	30
14t	*Bowers	LV	TE	29	1	28
14t	Williams	DEN	RB	29	21	8
16t	Mattison	LV	RB	28	19	9
16t	*Nix	DEN	QB	28	27	1
18t	C. Brown	CIN	RB	27	20	7
18t	Collins	HOU	WR	27	0	27
18t	Hunt	KC	RB	27	22	5
18t	Stevenson	NE	RB	27	23	4
22t	L. Jackson	BAL	QB	26	26	0
22t	*B. Thomas	JAX	WR	26	1	25
24t	Meyers	LV	WR	25	0	25
24t	Sutton	DEN	WR	25	0	25
26t	Henry	NE	TE	24	0	24
26t	Moss	CIN	RB	24	13	11
28t	Downs	IND	WR	23	1	22
28t	Hill	BAL	RB	23	11	12
28t	Kelce	KC	TE	23	0	23
28t	Lazard	NYJ	WR	23	0	23
28t	*McConkey	LAC	WR	23	0	23
33t	Bigsby	JAX	RB	22	21	1
33t	Jeady	CLE	WR	22	0	22
33t	Pickens	PIT	WR	22	0	22
36t	Allen	BUF	QB	21	21	0
36t	Etienne	JAX	RB	21	15	6
36t	Higgins	CIN	WR	21	0	21
36t	T. Hill	MIA	WR	21	2	19
36t	D. Johnson	CAR-BAL	WR	21	1	20
41t	Gesicki	CIN	TE	20	0	20
41t	Shakir	BUF	WR	20	0	20
43t	Bateman	BAL	WR	19	0	19
43t	Dell	HOU	WR	19	2	17
43t	J. Ford	CLE	RB	19	17	2
43t	J. Smith	MIA	TE	19	0	19
47t	D. Adams	LV-NYJ	WR	18	0	18
47t	*Allen	NYJ	RB	18	14	4
47t	Andrews	BAL	TE	18	0	18
47t	*Davis	BUF	RB	18	14	4
47t	Kirk	JAX	WR	18	0	18
47t	Ridley	TEN	WR	18	2	16









# 2024 NATIONAL FOOTBALL LEAGUE

## AFC PUNTING YARDS LEADERS

RANK	PLAYER	TEAM	POS	PUNTS	YARDS	LONG	AVG	TB	BLK	DWN	OB	RETURNS		IN20	NET AVG
												TOT	YDS		
1	Cole	LV	P	36	1921	70	53.4	5	1	3	6	14	181	15	44.3
2	Bojorquez	CLE	P	50	2600	84	52.0	3	0	7	6	23	344	23	43.9
3	*Rehkov	CIN	P	31	1586	80	51.2	4	0	3	1	16	124	15	44.6
4	Cooke	JAX	P	34	1730	73	50.9	2	0	0	7	14	130	17	45.9
5	Stonehouse	TEN	P	39	1974	75	50.6	3	2	2	1	27	523	9	33.9
6	Baringer	NE	P	45	2256	69	50.1	4	0	4	2	24	319	21	41.3
7	Araiza	KC	P	22	1100	67	50.0	3	0	4	0	9	80	10	43.6
8	Sanchez	IND	P	40	1977	65	49.4	4	0	2	3	14	167	19	43.3
9	Scott	LAC	P	42	2037	67	48.5	3	0	3	6	18	165	15	43.1
10	Morstead	NYJ	P	40	1919	75	48.0	5	0	3	2	19	157	13	41.6
11	Martin	BUF	P	32	1525	65	47.7	4	0	2	5	14	121	14	41.4
12	Bailey	MIA	P	27	1264	59	46.8	2	1	3	8	10	119	12	39.5
13	Waitman	PIT	P	29	1357	58	46.8	4	0	2	2	11	35	14	42.8
14	Dixon	DEN	P	43	2009	65	46.7	3	0	6	3	15	118	20	42.6
15	Stout	BAL	P	26	1208	67	46.5	2	0	3	3	12	106	11	40.8
16	Townsend	HOU	P	41	1887	66	46.0	2	1	8	5	12	59	22	42.6

# 2024 NATIONAL FOOTBALL LEAGUE

## AFC NET PUNTING YARDS LEADERS

RANK	PLAYER	TEAM	POS	PUNTS	YARDS	LONG	AVG	TB	BLK	DWN	OB	RETURNS		IN20	NET AVG
												TOT	YDS		
1	Cooke	JAX	P	34	1730	73	50.9	2	0	0	7	14	130	17	45.9
2	*Rehkw	CIN	P	31	1586	80	51.2	4	0	3	1	16	124	15	44.6
3	Cole	LV	P	36	1921	70	53.4	5	1	3	6	14	181	15	44.3
4	Bojorquez	CLE	P	50	2600	84	52.0	3	0	7	6	23	344	23	43.9
5	Araiza	KC	P	22	1100	67	50.0	3	0	4	0	9	80	10	43.6
6	Sanchez	IND	P	40	1977	65	49.4	4	0	2	3	14	167	19	43.3
7	Scott	LAC	P	42	2037	67	48.5	3	0	3	6	18	165	15	43.1
8	Waitman	PIT	P	29	1357	58	46.8	4	0	2	2	11	35	14	42.8
9	Dixon	DEN	P	43	2009	65	46.7	3	0	6	3	15	118	20	42.6
10	Townsend	HOU	P	41	1887	66	46.0	2	1	8	5	12	59	22	42.6
11	Morstead	NYJ	P	40	1919	75	48.0	5	0	3	2	19	157	13	41.6
12	Martin	BUF	P	32	1525	65	47.7	4	0	2	5	14	121	14	41.4
13	Baringer	NE	P	45	2256	69	50.1	4	0	4	2	24	319	21	41.3
14	Stout	BAL	P	26	1208	67	46.5	2	0	3	3	12	106	11	40.8
15	Bailey	MIA	P	27	1264	59	46.8	2	1	3	8	10	119	12	39.5
16	Stonehouse	TEN	P	39	1974	75	50.6	3	2	2	1	27	523	9	33.9

# 2024 NATIONAL FOOTBALL LEAGUE

---

# 2024 NATIONAL FOOTBALL LEAGUE

---

## AFC PUNT RETURN LEADERS

RANK	PLAYER	TEAM	POS	RET	FC	YDS	AVG	LONG	TD
1	M. Jones	NE	CB	17	4	266	15.6	62	0
2	Austin	PIT	WR	16	11	206	12.9	73t	1
3	Hardman	KC	WR	13	7	163	12.5	55	0
4	*Codrington	BUF	DB	15	5	179	11.9	29	0
5	Mims	DEN	WR	17	13	194	11.4	38	0
6	Darden	CLE	WR	20	3	226	11.3	28	0
7	Downs	IND	WR	11	4	120	10.9	23	0
8	Gipson	NYJ	WR	22	11	211	9.6	40	0
9	Proche	CLE	WR	13	1	119	9.2	17	0
10	*Jackson	TEN	WR	22	3	179	8.1	18	0
11	Jones	CIN	WR	14	5	99	7.1	23	0
12	Sims	HOU	WR	13	7	56	4.3	19	0

# 2024 NATIONAL FOOTBALL LEAGUE

---

## AFC KICKOFF RETURN LEADERS

RANK	PLAYER	TEAM	POS	RET	YDS	AVG	LONG	TD
1	*Jackson	TEN	WR	14	372	26.6	34	0
2	Strong	CLE	RB	11	255	23.2	27	0



# 2024 NATIONAL FOOTBALL LEAGUE

---

# 2024 NATIONAL FOOTBALL LEAGUE

## AFC INTERCEPTION LEADERS

RANK	PLAYER	TEAM	POS	INT	YARDS	AVG	LONG	TD
1	Humphrey	BAL	CB	4	0	0.0	0	0
2t	*Bishop	PIT	CB	3	46	15.3	41	0
2t	*Bullock	HOU	SAF	3	28	9.3	28	0
2t	Hooker	TEN	SAF	3	49	16.3	30	0
2t	Jackson	PIT	CB	3	75	25.0	49	0
2t	Molden	LAC	CB	3	28	9.3	25	0
2t	Surtain	DEN	CB	3	128	42.7	100t	1
8t	Cross	IND	SAF	2	20	10.0	20	0
8t	Echols	NYJ	CB	2	0	0.0	0	0
8t	Hamlin	BUF	SS	2	19	9.5	19	0
8t	Ingram	BUF	DB	2	56	28.0	31t	1
8t	Jones	IND	DB	2	5	2.5	5	0
8t	Moehrig	LV	SAF	2	28	14.0	16	0
14t	Bell	CIN	SS	1	32	32.0	32	0
14t	Benford	BUF	CB	1	6	6.0	6	0
14t	Bernard	BUF	LB	1	1	1.0	1	0
14t	Blackmon	IND	SAF	1	0	0.0	0	0
14t	Cisco	JAX	FS	1	22	22.0	22	0
14t	Conner	KC	DB	1	3	3.0	3	0
14t	Cook	KC	FS	1	0	0.0	0	0
14t	Davis-Gaither	CIN	LB	1	12	12.0	12	0
14t	Dupree	LAC	OLB	1	0	0.0	0	0
14t	D. Elliott	PIT	DB	1	0	0.0	0	0
14t	Ford	LAC	DT	1	3	3.0	3	0
14t	Franklin	IND	OLB	1	0	0.0	0	0
14t	Fulton	LAC	CB	1	29	29.0	29	0
14t	Gilman	LAC	SAF	1	18	18.0	18	0
14t	Gonzalez	NE	CB	1	2	2.0	2	0
14t	Hewitt	HOU	LB	1	45	45.0	45	0
14t	*Hicks	KC	SAF	1	0	0.0	0	0
14t	Hobbs	LV	CB	1	35	35.0	35	0
14t	Hubbard	CIN	DE	1	0	0.0	0	0
14t	A. Johnson	BUF	NT	1	5	5.0	5	0
14t	Ta. Johnson	BUF	CB	1	0	0.0	0	0
14t	B. Jones	DEN	SAF	1	37	37.0	37	0
14t	Jones	LV	CB	1	29	29.0	29t	1
14t	*J. Jones	JAX	CB	1	0	0.0	0	0
14t	M. Jones	NE	CB	1	35	35.0	35	0
14t	Kazee	PIT	SS	1	5	5.0	5	0
14t	Kohou	MIA	CB	1	2	2.0	2	0
14t	*Lassiter	HOU	CB	1	9	9.0	9	0
14t	McMillian	DEN	CB	1	0	0.0	0	0
14t	Moss	DEN	CB	1	0	0.0	0	0
14t	Murray	HOU	SS	1	0	0.0	0	0
14t	Ogbah	MIA	OLB	1	0	0.0	0	0
14t	Owusu-Koramoah	CLE	LB	1	0	0.0	0	0
14t	Peppers	NE	FS	1	0	0.0	0	0
14t	Pitre	HOU	SAF	1	10	10.0	10	0
14t	Porter	PIT	CB	1	16	16.0	16	0
14t	Pratt	CIN	LB	1	24	24.0	24	0
14t	Ramsey	MIA	CB	1	0	0.0	0	0
14t	Reid	KC	SS	1	8	8.0	8	0
14t	*Roland-Wallace	KC	CB	1	0	0.0	0	0
14t	Sieler	MIA	DE	1	0	0.0	0	0
14t	Singleton	DEN	LB	1	21	21.0	21	0

# 2024 NATIONAL FOOTBALL LEAGUE

---

## AFC INTERCEPTION LEADERS

RANK	PLAYER	TEAM	POS	INT	YARDS	AVG	LONG	TD
14t	Smith	BAL	ILB	1	0	0.0	0	0
14t	Spillane	LV	LB	1	0	0.0	0	0
14t	*Still	LAC	DB	1	1	1.0	1	0
14t	Stingley	HOU	CB	1	0	0.0	0	0
14t	Stone	CIN	SAF	1	49	49.0	49	0
14t	Tart	LAC	DT	1	4	4.0	4	0
14t	Tavai	NE	OLB	1	0	0.0	0	0
14t	Taylor-Britt	CIN	CB	1	0	0.0	0	0
14t	Trice	PIT	CB	1	0	0.0	0	0
14t	A. Washington	BAL	SAF	1	1	1.0	1	0



# 2024 NATIONAL FOOTBALL LEAGUE

## AFC SACK LEADERS

RANK	PLAYER	TEAM	POS	SACKS
1	Hendrickson	CIN	DE	11.0
2	McDonald	NYJ	DE	8.0
3	Anderson	HOU	DE	7.5
4t	Garrett	CLE	DE	7.0
4t	Van Noy	BAL	MLB	7.0
6t	Crosby	LV	DE	6.5
6t	Walker	JAX	DE	6.5
6t	Watt	PIT	OLB	6.5
9	Bonitto	DEN	LB	6.0
10t	Cooper	DEN	LB	5.5
10t	Hunter	HOU	DE	5.5
12t	Hines-Allen	JAX	DE	5.0
12t	Landry	TEN	LB	5.0
12t	Z. Smith	CLE	DE	5.0
12t	Quin. Williams	NYJ	NT	5.0
16t	Clemons	NYJ	DE	4.5
16t	Mack	LAC	OLB	4.5
16t	Oweh	BAL	LB	4.5
16t	Rousseau	BUF	DE	4.5
20t	Allen	DEN	DE	4.0
20t	Epenesa	BUF	DE	4.0
20t	Franklin-Myers	DEN	DE	4.0
20t	Karlaftis	KC	DE	4.0
20t	Key	TEN	LB	4.0
20t	Settle	HOU	DT	4.0
20t	White	NE	DE	4.0
27t	Buckner	IND	DT	3.5
27t	Fox	LAC	DE	3.5
27t	Robinson	BAL	LB	3.5
27t	Tuipulotu	LAC	LB	3.5
31t	Dupree	LAC	OLB	3.0
31t	Ca. Heyward	PIT	DT	3.0
31t	Highsmith	PIT	LB	3.0
31t	Ch. Jones	KC	DT	3.0
31t	Miller	BUF	OLB	3.0
31t	Odeyingbo	IND	DE	3.0
31t	Owusu-Koramoah	CLE	LB	3.0
31t	Simmons	TEN	DT	3.0
31t	Strnad	DEN	LB	3.0
31t	Tomlinson	CLE	DE	3.0
31t	Wise	NE	DE	3.0
42t	Ni. Herbig	PIT	LB	2.5
42t	Joseph-Day	TEN	DT	2.5
42t	Paye	IND	DE	2.5
42t	Stewart	IND	DT	2.5
42t	Thomas	NYJ	DE	2.5
42t	Wharton	KC	DT	2.5
48t	Autry	HOU	DT	2.0
48t	Barnett	HOU	DE	2.0
48t	Bosa	LAC	LB	2.0
48t	C. Campbell	MIA	DE	2.0
48t	Edwards	HOU	DE	2.0
48t	*Elliss	DEN	LB	2.0
48t	Hamilton	BAL	SAF	2.0
48t	Hubbard	CIN	DE	2.0

# 2024 NATIONAL FOOTBALL LEAGUE

---

## AFC SACK LEADERS

RANK	PLAYER	TEAM	POS	SACKS
48t	Jones	BUF	DT	2.0
48t	*Latu	IND	DE	2.0
48t	Madubuike	BAL	DT	2.0
48t	Murray	TEN	LB	2.0
48t	Ogbah	MIA	OLB	2.0
48t	Okoronkwo	CLE	DE	2.0
48t	Pennel	KC	DT	2.0
48t	Roy	NE	DT	2.0
48t	Sherwood	NYJ	ILB	2.0
48t	Sieler	MIA	DE	2.0
48t	*Solomon	BUF	DE	2.0
48t	Tillman	DEN	LB	2.0
48t	Uche	NE-KC	LB	2.0
48t	Wilkins	LV	DT	2.0





# 2024 NATIONAL FOOTBALL LEAGUE

## AFC LEADERS IN FUMBLE RECOVERIES

RANK	PLAYER	TEAM	POS	TOTAL	OWN TEAM	OPP TEAM
1	L. Jackson	BAL	QB	4	4	0
2t	Fields	PIT	QB	3	3	0
2t	Richardson	IND	QB	3	3	0
2t	Rodgers	NYJ	QB	3	3	0
5t	Bitonio	CLE	OG	2	2	0
5t	Brissett	NE	QB	2	2	0
5t	Burrow	CIN	QB	2	2	0
5t	Herbert	LAC	QB	2	2	0
5t	*Jackson	TEN	WR	2	2	0
5t	Lammons	IND	DB	2	0	2
5t	Pratt	CIN	LB	2	0	2
5t	Rudolph	TEN	QB	2	2	0
5t	Stevenson	NE	RB	2	2	0
5t	Warren	PIT	RB	2	2	0
5t	Watt	PIT	OLB	2	0	2
5t	Williams	BUF	LB	2	0	2
5t	Quin. Williams	NYJ	OLB	2	0	2
5t	Wilson	CIN	LB	2	0	2
19t	Abdullah	LV	RB	1	1	0
19t	Alexander	DEN	MLB	1	0	1
19t	Allen	BUF	QB	1	1	0
19t	Anderson	HOU	DE	1	0	1
19t	Anudike-Uzomah	KC	DE	1	0	1
19t	Armstead	MIA	OT	1	1	0
19t	J. Baker	SEA-TEN	OLB	1	0	1
19t	Barton	DEN	LB	1	0	1
19t	Benton	PIT	DT	1	0	1
19t	Bernard	BUF	LB	1	0	1
19t	Bigsby	JAX	RB	1	1	0
19t	Blackmon	IND	SAF	1	0	1
19t	Bolden	NE	CB	1	0	1
19t	*Bortolini	IND	C	1	1	0
19t	Bryan	IND	DT	1	0	1
19t	*Bullock	HOU	SAF	1	0	1
19t	Carter	NYJ	CB	1	0	1
19t	Chestnut	TEN	RB	1	0	1
19t	Clark	NYJ	FS	1	0	1
19t	*Codrington	BUF	DB	1	1	0
19t	Conklin	NYJ	TE	1	1	0
19t	Conner	KC	DB	1	0	1
19t	Cushenberry	TEN	C	1	1	0
19t	Delpit	CLE	SAF	1	0	1
19t	Edwards	LAC	RB	1	1	0
19t	Edwards	HOU	DE	1	0	1
19t	Elam	BUF	CB	1	0	1
19t	D. Elliott	PIT	DB	1	0	1
19t	Elliss	NE	LB	1	0	1
19t	Emerson	CLE	CB	1	0	1
19t	Etienne	JAX	RB	1	1	0
19t	Foreman	CLE	RB	1	1	0
19t	Gibson	NE	RB	1	1	0
19t	Hall	NYJ	RB	1	1	0
19t	Hamilton	BAL	SAF	1	0	1
19t	Hawkins	NE	SAF	1	0	1
19t	Ni. Herbig	PIT	LB	1	0	1

# 2024 NATIONAL FOOTBALL LEAGUE

## AFC LEADERS IN FUMBLE RECOVERIES

RANK	PLAYER	TEAM	POS	TOTAL	OWN TEAM	OPP TEAM
19t	Hickman	CLE	SAF	1	0	1
19t	Hines-Allen	JAX	DE	1	0	1
19t	Hollins	BUF	WR	1	0	1
19t	Ingold	MIA	FB	1	1	0
19t	A. Jackson	MIA	OT	1	1	0
19t	D. Johnson	JAX	RB	1	1	0
19t	Ty Johnson	BUF	RB	1	1	0
19t	B. Jones	DEN	SAF	1	0	1
19t	M. Jones	NE	CB	1	0	1
19t	R. Jones	MIA	G	1	1	0
19t	Jordan	NE	OG	1	1	0
19t	Key	TEN	LB	1	0	1
19t	Kohou	MIA	CB	1	0	1
19t	*Latu	IND	DE	1	0	1
19t	Lawrence	JAX	QB	1	1	0
19t	Levis	TEN	QB	1	1	0
19t	Mack	LAC	OLB	1	0	1
19t	McDonald	NYJ	DE	1	0	1
19t	McLeod	CLE	FS	1	0	1
19t	Mekari	BAL	OT	1	1	0
19t	Miller	LV	OT	1	1	0
19t	Molden	LAC	CB	1	0	1
19t	Moore	IND	CB	1	0	1
19t	Moss	DEN	CB	1	0	1
19t	Moss	CIN	RB	1	1	0
19t	*Nix	DEN	QB	1	1	0
19t	Odeyingbo	IND	DE	1	0	1
19t	Olubi	IND	LB	1	0	1
19t	Otomewo	JAX	DE	1	1	0
19t	Perine	KC	RB	1	1	0
19t	Pollard	TEN	RB	1	1	0
19t	Ricard	BAL	FB-DE	1	1	0
19t	Sanders	MIA	K	1	1	0
19t	Scott	LAC	P	1	1	0
19t	Sieler	MIA	DE	1	0	1
19t	Simmons	TEN	DT	1	0	1
19t	Simpson	BAL	LB	1	0	1
19t	Skinner	DEN	SAF	1	0	1
19t	Slater	LAC	OT	1	1	0
19t	Spector	BUF	LB	1	0	1
19t	Stewart	IND	DT	1	0	1
19t	Stewart	HOU	SAF	1	0	1
19t	Stroud	HOU	QB	1	1	0
19t	Tagovailoa	MIA	QB	1	1	0
19t	Tart	LAC	DT	1	0	1
19t	Taylor	LAC	CB	1	0	1
19t	D. Thomas	JAX	SAF	1	0	1
19t	Toohill	BUF	DE	1	0	1
19t	Torrence	BUF	OG	1	1	0
19t	Tranquill	KC	LB	1	0	1
19t	Trautman	DEN	TE	1	1	0
19t	Walker	JAX	DE	1	0	1
19t	Washington	JAX	WR	1	1	0
19t	D. Watson	CLE	QB	1	1	0
19t	*Williams	TEN	LB	1	1	0

# 2024 NATIONAL FOOTBALL LEAGUE

---

## AFC LEADERS IN FUMBLE RECOVERIES

RANK	PLAYER	TEAM	POS	TOTAL	OWN TEAM	OPP TEAM
19t	M. Williams	BAL	FS	1	0	1
19t	Wilson	MIA	RB	1	1	0
19t	Winston	CLE	QB	1	1	0
19t	*Worthy	KC	WR	1	1	0

# 2024 NATIONAL FOOTBALL LEAGUE

## AFC LEADERS IN RECOVERIES OF FUMBLES BY OWN TEAM

RANK	PLAYER	TEAM	POS	REC	YARDS	AVG	LONG	TD
1	L. Jackson	BAL	QB	4	-7	-1.8	0t	0
2t	Fields	PIT	QB	3	0	0.0	0t	0
2t	Richardson	IND	QB	3	0	0.0	0t	0
2t	Rodgers	NYJ	QB	3	0	0.0	0t	0
5t	Bitonio	CLE	OG	2	0	0.0	0t	0
5t	Brissett	NE	QB	2	0	0.0	0t	0
5t	Burrow	CIN	QB	2	0	0.0	0t	0
5t	Herbert	LAC	QB	2	0	0.0	0t	0
5t	*Jackson	TEN	WR	2	0	0.0	0t	0
5t	Rudolph	TEN	QB	2	0	0.0	0t	0
5t	Stevenson	NE	RB	2	0	0.0	0t	0
5t	Warren	PIT	RB	2	0	0.0	0t	0
13t	Abdullah	LV	RB	1	0	0.0	0t	0
13t	Allen	BUF	QB	1	0	0.0	0t	0
13t	Armstead	MIA	OT	1	0	0.0	0t	0
13t	Bigsby	JAX	RB	1	0	0.0	0t	0
13t	*Bortolini	IND	C	1	0	0.0	0t	0
13t	*Codrington	BUF	DB	1	0	0.0	0t	0
13t	Conklin	NYJ	TE	1	0	0.0	0t	0
13t	Cushenberry	TEN	C	1	0	0.0	0t	0
13t	Edwards	LAC	RB	1	0	0.0	0t	0
13t	Etienne	JAX	RB	1	0	0.0	0t	0
13t	Foreman	CLE	RB	1	0	0.0	0t	0
13t	Gibson	NE	RB	1	0	0.0	0t	0
13t	Hall	NYJ	RB	1	0	0.0	0t	0
13t	Ingold	MIA	FB	1	0	0.0	0t	0
13t	A. Jackson	MIA	OT	1	0	0.0	0t	0
13t	D. Johnson	JAX	RB	1	0	0.0	0t	0
13t	Ty Johnson	BUF	RB	1	0	0.0	0t	0
13t	R. Jones	MIA	G	1	0	0.0	0t	0
13t	Jordan	NE	OG	1	0	0.0	0t	0
13t	Lawrence	JAX	QB	1	0	0.0	0t	0
13t	Levis	TEN	QB	1	0	0.0	0t	0
13t	Mekari	BAL	OT	1	0	0.0	0t	0
13t	Miller	LV	OT	1	0	0.0	0t	0
13t	Moss	CIN	RB	1	0	0.0	0t	0
13t	*Nix	DEN	QB	1	0	0.0	0t	0
13t	Otomewo	JAX	DE	1	0	0.0	0t	0
13t	Perine	KC	RB	1	7	7.0	7	0
13t	Pollard	TEN	RB	1	0	0.0	0t	0
13t	Ricard	BAL	FB-DE	1	0	0.0	0t	1
13t	Sanders	MIA	K	1	-1	-1.0	-1	0
13t	Scott	LAC	P	1	0	0.0	0t	0
13t	Slater	LAC	OT	1	0	0.0	0t	0
13t	Stroud	HOU	QB	1	0	0.0	0t	0
13t	Tagovailoa	MIA	QB	1	0	0.0	0t	0
13t	Torrence	BUF	OG	1	0	0.0	0t	0
13t	Trautman	DEN	TE	1	2	2.0	2	0
13t	Washington	JAX	WR	1	0	0.0	0t	0
13t	D. Watson	CLE	QB	1	0	0.0	0t	0
13t	*Williams	TEN	LB	1	0	0.0	0t	0
13t	Wilson	MIA	RB	1	0	0.0	0t	0
13t	Winston	CLE	QB	1	0	0.0	0t	0
13t	*Worthy	KC	WR	1	0	0.0	0t	0

# 2024 NATIONAL FOOTBALL LEAGUE

## AFC LEADERS IN RECOVERIES OF FUMBLES BY OPPOSING TEAM

RANK	PLAYER	TEAM	POS	REC	YARDS	AVG	LONG	TD
1t	Lammons	IND	DB	2	3	1.5	3	0
1t	Pratt	CIN	LB	2	9	4.5	9	0
1t	Watt	PIT	OLB	2	0	0.0	0t	0
1t	Williams	BUF	LB	2	0	0.0	0t	0
1t	Quin. Williams	NYJ	OLB	2	15	7.5	15	0
1t	Wilson	CIN	LB	2	10	5.0	10	0
7t	Alexander	DEN	MLB	1	0	0.0	0t	0
7t	Anderson	HOU	DE	1	0	0.0	0t	0
7t	Anudike-Uzomah	KC	DE	1	0	0.0	0t	0
7t	J. Baker	SEA-TEN	OLB	1	0	0.0	0t	0
7t	Barton	DEN	LB	1	52	52.0	52t	1
7t	Benton	PIT	DT	1	0	0.0	0t	0
7t	Bernard	BUF	LB	1	0	0.0	0t	0
7t	Blackmon	IND	SAF	1	0	0.0	0t	0
7t	Bolden	NE	CB	1	0	0.0	0t	0
7t	Bryan	IND	DT	1	0	0.0	0t	0
7t	*Bullock	HOU	SAF	1	0	0.0	0t	0
7t	Carter	NYJ	CB	1	7	7.0	7	0
7t	Chestnut	TEN	RB	1	0	0.0	0t	0
7t	Clark	NYJ	FS	1	0	0.0	0t	0
7t	Conner	KC	DB	1	38	38.0	38t	1
7t	Delpit	CLE	SAF	1	0	0.0	0t	0
7t	Edwards	HOU	DE	1	0	0.0	0t	0
7t	Elam	BUF	CB	1	0	0.0	0t	0
7t	D. Elliott	PIT	DB	1	10	10.0	10	0
7t	Elliss	NE	LB	1	0	0.0	0t	0
7t	Emerson	CLE	CB	1	2	2.0	2	0
7t	Hamilton	BAL	SAF	1	8	8.0	8	0
7t	Hawkins	NE	SAF	1	0	0.0	0t	0
7t	Ni. Herbig	PIT	LB	1	0	0.0	0t	0
7t	Hickman	CLE	SAF	1	0	0.0	0t	0
7t	Hines-Allen	JAX	DE	1	13	13.0	13	0
7t	Hollins	BUF	WR	1	0	0.0	0t	0
7t	B. Jones	DEN	SAF	1	34	34.0	34	0
7t	M. Jones	NE	CB	1	17	17.0	17	0
7t	Key	TEN	LB	1	0	0.0	0t	0
7t	Kohou	MIA	CB	1	0	0.0	0t	0
7t	*Latu	IND	DE	1	0	0.0	0t	0
7t	Mack	LAC	OLB	1	22	22.0	22	0
7t	McDonald	NYJ	DE	1	0	0.0	0t	0
7t	McLeod	CLE	FS	1	25	25.0	25t	1
7t	Molden	LAC	CB	1	0	0.0	0t	0
7t	Moore	IND	CB	1	38	38.0	38t	1
7t	Moss	DEN	CB	1	0	0.0	0t	0
7t	Odeyingbo	IND	DE	1	0	0.0	0t	0
7t	Olubi	IND	LB	1	18	18.0	18	0
7t	Sieler	MIA	DE	1	0	0.0	0t	0
7t	Simmons	TEN	DT	1	0	0.0	0t	0
7t	Simpson	BAL	LB	1	0	0.0	0t	0
7t	Skinner	DEN	SAF	1	0	0.0	0t	0
7t	Spector	BUF	LB	1	0	0.0	0t	0
7t	Stewart	IND	DT	1	0	0.0	0t	0
7t	Stewart	HOU	SAF	1	0	0.0	0t	0
7t	Tart	LAC	DT	1	0	0.0	0t	0
7t	Taylor	LAC	CB	1	0	0.0	0t	0



# 2024 NATIONAL FOOTBALL LEAGUE

---

## AFC LEADERS IN RECOVERIES OF FUMBLES BY OPPOSING TEAM

RANK	PLAYER	TEAM	POS	REC	YARDS	AVG	LONG	TD
7t	D. Thomas	JAX	SAF	1	0	0.0	0t	0
7t	Toohill	BUF	DE	1	0	0.0	0t	0
7t	Tranquill	KC	LB	1	3	3.0	3	0
7t	Walker	JAX	DE	1	35	35.0	35t	1
7t	M. Williams	BAL	FS	1	0	0.0	0t	0



# 2024 NATIONAL FOOTBALL LEAGUE

## NFC LEADING PASSERS

RANK	PLAYER	TEAM	ATT	COMP	COMP%	YDS	YPA	TD	TD%	LONG	INT	INT%	RATING
1	Goff	DET	211	158	74.9%	1840	8.72	14	6.6%	70t	4	1.9%	115.0
2	Darnold	MIN	223	155	69.5%	1900	8.52	17	7.6%	97t	7	3.1%	107.8
3	*Daniels	WAS	228	163	71.5%	1945	8.53	9	3.9%	66	2	0.9%	106.7
4	Mayfield	TB	315	225	71.4%	2389	7.58	23	7.3%	55t	9	2.9%	105.6
5	Hurts	PHI	215	150	69.8%	1774	8.25	10	4.7%	67t	4	1.9%	102.4
6	Cousins	ATL	295	204	69.2%	2328	7.89	17	5.8%	52	7	2.4%	101.9
7	K. Murray	ARI	252	169	67.1%	1792	7.11	11	4.4%	60t	3	1.2%	97.2
8	Purdy	SF	242	156	64.5%	2101	8.68	10	4.1%	76t	7	2.9%	93.7
9	G. Smith	SEA	342	233	68.1%	2560	7.49	11	3.2%	71t	10	2.9%	88.6
10	Stafford	LAR	276	182	65.9%	1969	7.13	9	3.3%	63	6	2.2%	88.6
11	Love	GB	240	147	61.3%	1820	7.58	15	6.3%	70t	10	4.2%	88.2
12	Prescott	DAL	286	185	64.7%	1978	6.92	11	3.8%	65t	8	2.8%	86.0
13	*Ca. Williams	CHI	264	162	61.4%	1665	6.31	9	3.4%	47	5	1.9%	83.0
14	Jones	NYG	304	194	63.8%	1880	6.18	8	2.6%	43	5	1.6%	82.9

# 2024 NATIONAL FOOTBALL LEAGUE

## NFC LEADING PASSERS, RANKS

PLAYER	TEAM	ATT	COMP	COMP%	YDS	YPA	TD	TD%	INT	INT%	RATING
Goff	DET	14	10	1	10	1	5	3	3t	6	1
Darnold	MIN	12	12	5	8	4	2t	1	8t	13	2
*Daniels	WAS	11	8	2	7	3	11t	9	1	1	3
Mayfield	TB	2	2	3	2	7	1	2	12	10	4
Hurts	PHI	13	13	4	13	5	9t	6	3t	4	5
Cousins	ATL	4	3	6	3	6	2t	5	8t	8	6
K. Murray	ARI	8	7	8	12	11	6t	7	2	2	7
Purdy	SF	9	11	11	4	2	9t	8	8t	11	8
G. Smith	SEA	1	1	7	1	9	6t	13	13t	12	9
Stafford	LAR	6	6	9	6	10	11t	12	7	7	10
Love	GB	10	14	14	11	8	4	4	13t	14	11
Prescott	DAL	5	5	10	5	12	6t	10	11	9	12
*Ca. Williams	CHI	7	9	13	14	13	11t	11	5t	5	13
Jones	NYG	3	4	12	9	14	15	14	5t	3	14

# 2024 NATIONAL FOOTBALL LEAGUE

## NFC FOURTH-QUARTER PASSING LEADERS

RANK	PLAYER	TEAM	ATT	COMP	COMP%	YDS	YPA	TD	TD%	INT	INT%	RATING
1	*Daniels	WAS	58	44	75.9%	582	10.03	4	6.9%	0	0.0%	130.1
2	Mayfield	TB	92	65	70.7%	640	6.96	7	7.6%	1	1.1%	110.8
3	Hurts	PHI	53	40	75.5%	504	9.51	2	3.8%	2	3.8%	101.5
4	Stafford	LAR	67	46	68.7%	529	7.90	3	4.5%	1	1.5%	100.9
5	Love	GB	58	35	60.3%	436	7.52	3	5.2%	1	1.7%	93.8
6	*Ca. Williams	CHI	72	47	65.3%	448	6.22	3	4.2%	1	1.4%	90.5
7	K. Murray	ARI	71	46	64.8%	498	7.01	1	1.4%	0	0.0%	90.0
8	Purdy	SF	56	42	75.0%	512	9.14	1	1.8%	3	5.4%	86.3
9	Prescott	DAL	75	41	54.7%	486	6.48	6	8.0%	3	4.0%	84.6
10	Carr	NO	42	25	59.5%	287	6.83	3	7.1%	2	4.8%	84.1
11	Haener	NO	27	13	48.1%	172	6.37	1	3.7%	0	0.0%	81.1
12	G. Smith	SEA	115	75	65.2%	749	6.51	4	3.5%	4	3.5%	80.7
13	Goff	DET	52	33	63.5%	351	6.75	2	3.8%	2	3.8%	79.9
14	Darnold	MIN	45	24	53.3%	353	7.84	2	4.4%	2	4.4%	75.5
15	Rush	DAL	39	22	56.4%	167	4.28	1	2.6%	1	2.6%	64.8
16	Jones	NYG	99	55	55.6%	487	4.92	2	2.0%	3	3.0%	63.0
17	Young	CAR	56	31	55.4%	306	5.46	1	1.8%	2	3.6%	62.1
18	Cousins	ATL	76	44	57.9%	452	5.95	2	2.6%	4	5.3%	62.0
19	*Rattler	NO	27	17	63.0%	116	4.30	0	0.0%	2	7.4%	41.6
20	Dalton	CAR	32	17	53.1%	135	4.22	0	0.0%	2	6.3%	37.9

# 2024 NATIONAL FOOTBALL LEAGUE

## NFC THIRD-DOWN PASSING LEADERS

RANK	PLAYER	TEAM	ATT	COMP	COMP%	YDS	YPA	TD	TD%	INT	INT%	RATING
1	Goff	DET	51	34	66.7%	404	7.92	5	9.8%	0	0.0%	123.3
2	Cousins	ATL	74	51	68.9%	529	7.15	5	6.8%	0	0.0%	111.8
3	Mayfield	TB	75	51	68.0%	614	8.19	6	8.0%	3	4.0%	102.9
4	Purdy	SF	66	37	56.1%	457	6.92	6	9.1%	2	3.0%	95.3
5	*Daniels	WAS	65	39	60.0%	586	9.02	2	3.1%	1	1.5%	93.5
6	Darnold	MIN	64	37	57.8%	457	7.14	5	7.8%	2	3.1%	93.0
7	Jones	NYG	82	54	65.9%	546	6.66	3	3.7%	1	1.2%	91.8
8	K. Murray	ARI	55	31	56.4%	311	5.65	3	5.5%	0	0.0%	90.8
9	Prescott	DAL	68	41	60.3%	525	7.72	2	2.9%	2	2.9%	82.0
10	Love	GB	55	25	45.5%	288	5.24	6	10.9%	3	5.5%	75.4
11	Hurts	PHI	55	34	61.8%	423	7.69	2	3.6%	3	5.5%	75.0
12	G. Smith	SEA	79	47	59.5%	552	6.99	2	2.5%	4	5.1%	68.1
13	Stafford	LAR	59	31	52.5%	355	6.02	2	3.4%	2	3.4%	68.1
14	*Ca. Williams	CHI	65	34	52.3%	381	5.86	2	3.1%	3	4.6%	61.1

# 2024 NATIONAL FOOTBALL LEAGUE

## NFC LEADING RUSHERS

RANK	PLAYER	TEAM	ATT	YDS	AVG	LONG	TD
1	Barkley	PHI	157	925	5.9	65t	6
2	Jacobs	GB	158	762	4.8	38t	3
3	Mason	SF	134	685	5.1	38	3
4	Hubbard	CAR	133	665	5.0	38t	5
5	Conner	ARI	147	664	4.5	22	4
6	Kamara	NO	150	660	4.4	24	6
7	Gibbs	DET	103	656	6.4	70t	7
8	Robinson	ATL	135	632	4.7	28	4
9	K. Williams	LAR	161	602	3.7	30	8
10	A. Jones	MIN	125	565	4.5	39	2
11	Swift	CHI	125	505	4.0	56t	4
12	Montgomery	DET	110	488	4.4	21	7
13	Robinson	WAS	101	461	4.6	40	6
14	*Daniels (QB)	WAS	82	459	5.6	46	4
15	*Tracy	NYG	89	442	5.0	45t	2
16	*Irving	TB	83	419	5.0	32	3
17	Walker	SEA	99	398	4.0	28	6
18	Allgeier	ATL	74	370	5.0	24	2
19	K. Murray (QB)	ARI	43	350	8.1	50t	2
20	Hurts (QB)	PHI	86	322	3.7	23	8
21	Dowdle	DAL	71	321	4.5	15	0
22	Singleton	NYG	70	283	4.0	43	2
23	Ekeler	WAS	50	282	5.6	50	2
24	White	TB	70	275	3.9	56	1
25	Em. Wilson	GB	55	254	4.6	19	1
26	Jones (QB)	NYG	60	239	4.0	24	1
27	*Guerendo	SF	37	227	6.1	76	1
28	*Ca. Williams (QB)	CHI	38	221	5.8	24	0
29	Charbonnet	SEA	61	213	3.5	13	4
30	Purdy (QB)	SF	42	210	5.0	16	3
31t	Akers	HOU-MIN	46	193	4.2	15t	1
31t	G. Smith (QB)	SEA	36	193	5.4	34t	1
33	Mayfield (QB)	TB	33	189	5.7	18	2
34	Tucker	TB	26	186	7.2	36	1
35	McNichols	WAS	34	183	5.4	28	3
36	Demercado	ARI	17	175	10.3	53t	1
37	*Benson	ARI	39	154	3.9	20	1
38	Chandler	MIN	44	151	3.4	25	0
39	Elliott	DAL	48	149	3.1	11	2
40	Willis (QB)	GB	16	137	8.6	29	1
41	M. Sanders	CAR	36	134	3.7	26	1
42t	Gainwell	PHI	31	124	4.0	19	0
42t	Williams	NO	32	124	3.9	14t	1
44	Darnold (QB)	MIN	31	120	3.9	19	0
45	Hill (TE)	NO	23	116	5.0	12	3
46	Reed (WR)	GB	11	110	10.0	33t	1
47	R. Johnson	CHI	35	108	3.1	9	4
48	*Corum	LAR	21	72	3.4	12	0
49	Samuel (WR)	SF	23	66	2.9	8	1
50	*Rattler (QB)	NO	9	61	6.8	28	0



# 2024 NATIONAL FOOTBALL LEAGUE

---

## NFC THIRD-AND-ONE RUSHING LEADERS

RANK	PLAYER	TEAM	ATT	FD	PCT
1t	Jones (QB)	NYG	7	7	100.0%
1t	*Daniels (QB)	WAS	4	4	100.0%
1t	Darnold (QB)	MIN	4	4	100.0%
1t	Robinson	ATL	4	4	100.0%
1t	Elliott	DAL	2	2	100.0%
1t	Gibbs	DET	2	2	100.0%
1t	Luepke	DAL	2	2	100.0%
1t	Rush (QB)	DAL	2	2	100.0%
9	K. Williams	LAR	8	7	87.5%
10	Robinson	WAS	6	5	83.3%
11	Hurts (QB)	PHI	13	10	76.9%
12t	Conner	ARI	4	3	75.0%
12t	Jacobs	GB	4	3	75.0%
14	Montgomery	DET	7	5	71.4%
15t	A. Jones	MIN	6	4	66.7%
15t	Kamara	NO	6	4	66.7%
15t	Dowdle	DAL	3	2	66.7%
15t	Purdy (QB)	SF	3	2	66.7%

# 2024 NATIONAL FOOTBALL LEAGUE

## NFC LEADERS IN RECEPTIONS

RANK	PLAYER	TEAM	REC	YDS	AVG	LONG	TD
1	*Nabers	NYG	55	557	10.1	39	3
2	Lamb	DAL	53	660	12.5	65t	4
3	Robinson	NYG	51	343	6.7	20	2
4t	Godwin	TB	50	576	11.5	55t	5
4t	Smith-Njigba	SEA	50	568	11.4	46	3
4t	D. London	ATL	50	552	11.0	31	6
7t	Jefferson	MIN	48	783	16.3	97t	5
7t	St. Brown	DET	48	464	9.7	35t	6
9	Kamara (RB)	NO	46	367	8.0	57t	1
10	McBride (TE)	ARI	45	481	10.7	37	0
11	Otton (TE)	TB	44	421	9.6	29	4
12	McLaurin	WAS	42	598	14.2	66	6
13	Mooney	ATL	41	588	14.3	41t	5
14	Kittle (TE)	SF	40	503	12.6	43	6
15t	Ferguson (TE)	DAL	38	334	8.8	27	0
15t	Robinson (RB)	ATL	38	303	8.0	29	1
17	D. Moore	CHI	37	374	10.1	44	3
18	Reed	GB	36	620	17.2	70t	3
19t	Metcalf	SEA	35	568	16.2	71t	3
19t	D. Smith	PHI	35	473	13.5	46	4
21t	Lockett	SEA	34	456	13.4	37	2
21t	Kupp	LAR	34	302	8.9	27	2
23	Ertz (TE)	WAS	33	350	10.6	24	1
24t	Slayton	NYG	32	469	14.7	43	1
24t	Olave	NO	32	400	12.5	39	1
24t	McCloud	ATL	32	305	9.5	22	1
27	White (RB)	TB	31	252	8.1	32	3
28t	Pitts (TE)	ATL	30	430	14.3	52	3
28t	Doubs	GB	30	412	13.7	39	2
28t	Tolbert	DAL	30	353	11.8	48	3
28t	Walker (RB)	SEA	30	217	7.2	18	1
32t	*Harrison	ARI	28	445	15.9	60t	5
32t	Kraft (TE)	GB	28	376	13.4	67	5
34t	Kmet (TE)	CHI	27	303	11.2	31t	3
34t	N. Fant (TE)	SEA	27	285	10.6	28	0
34t	Mi. Wilson	ARI	27	283	10.5	34	3
37t	Evans	TB	26	335	12.9	25t	6
37t	A. Jones (RB)	MIN	26	245	9.4	25	1
37t	*Legette	CAR	26	244	9.4	35	4
37t	Hubbard (RB)	CAR	26	108	4.2	20	1
41t	Jennings	SF	25	404	16.2	45	3
41t	*Odunze	CHI	25	391	15.6	47	1
41t	Aiyuk	SF	25	374	15.0	53	0
41t	Atwell	LAR	25	366	14.6	50	0
41t	Swift (RB)	CHI	25	224	9.0	42	0
41t	Charbonnet (RB)	SEA	25	189	7.6	30t	1
47t	Samuel	SF	24	406	16.9	76t	1
47t	Goedert (TE)	PHI	24	301	12.5	61	0
47t	*J. Sanders (TE)	CAR	24	245	10.2	46	0
50t	A. Brown	PHI	23	444	19.3	67t	3
50t	Parkinson (TE)	LAR	23	214	9.3	23	0
50t	*Irving (RB)	TB	23	174	7.6	25	0

# 2024 NATIONAL FOOTBALL LEAGUE

## NFC RECEIVING YARDAGE LEADERS

RANK	PLAYER	TEAM	YDS	REC	AVG	LONG	TD
1	Jefferson	MIN	783	48	16.3	97t	5
2	Lamb	DAL	660	53	12.5	65t	4
3	Reed	GB	620	36	17.2	70t	3
4	McLaurin	WAS	598	42	14.2	66	6
5	Mooney	ATL	588	41	14.3	41t	5
6	Godwin	TB	576	50	11.5	55t	5
7t	Metcalfe	SEA	568	35	16.2	71t	3
7t	Smith-Njigba	SEA	568	50	11.4	46	3
9	*Nabers	NYG	557	55	10.1	39	3
10	D. London	ATL	552	50	11.0	31	6
11	Kittle (TE)	SF	503	40	12.6	43	6
12	McBride (TE)	ARI	481	45	10.7	37	0
13	D. Smith	PHI	473	35	13.5	46	4
14	Slayton	NYG	469	32	14.7	43	1
15	St. Brown	DET	464	48	9.7	35t	6
16	Lockett	SEA	456	34	13.4	37	2
17	*Harrison	ARI	445	28	15.9	60t	5
18	A. Brown	PHI	444	23	19.3	67t	3
19	Pitts (TE)	ATL	430	30	14.3	52	3
20	Otton (TE)	TB	421	44	9.6	29	4
21	Doubs	GB	412	30	13.7	39	2
22	Samuel	SF	406	24	16.9	76t	1
23	Jennings	SF	404	25	16.2	45	3
24	Olave	NO	400	32	12.5	39	1
25	*Odunze	CHI	391	25	15.6	47	1
26	Kraft (TE)	GB	376	28	13.4	67	5
27t	Aiyuk	SF	374	25	15.0	53	0
27t	D. Moore	CHI	374	37	10.1	44	3
29	Kamara (RB)	NO	367	46	8.0	57t	1
30	Atwell	LAR	366	25	14.6	50	0
31	J. Williams	DET	361	17	21.2	70t	3
32	Tolbert	DAL	353	30	11.8	48	3
33	Ertz (TE)	WAS	350	33	10.6	24	1
34	Shaheed	NO	349	20	17.4	70t	3
35	Robinson	NYG	343	51	6.7	20	2
36	Evans	TB	335	26	12.9	25t	6
37	Ferguson (TE)	DAL	334	38	8.8	27	0
38	Robinson	LAR	327	21	15.6	42	5
39	N. Brown	WAS	318	22	14.5	52t	1
40	McCloud	ATL	305	32	9.5	22	1
41t	Kmet (TE)	CHI	303	27	11.2	31t	3
41t	Robinson (RB)	ATL	303	38	8.0	29	1
43	Kupp	LAR	302	34	8.9	27	2
44	Goedert (TE)	PHI	301	24	12.5	61	0
45	LaPorta (TE)	DET	300	22	13.6	52t	2
46	N. Fant (TE)	SEA	285	27	10.6	28	0
47	Mi. Wilson	ARI	283	27	10.5	34	3
48	Addison	MIN	273	19	14.4	51	2
49	White (RB)	TB	252	31	8.1	32	3
50	Ekeler (RB)	WAS	248	22	11.3	33	0

# 2024 NATIONAL FOOTBALL LEAGUE

## NFC THIRD-DOWN RECEIVING LEADERS

RANK	PLAYER	TEAM	REC	YDS	AVG	LONG	TD
1t	*Nabers	NYG	18	240	13.3	39	2
1t	Robinson	NYG	18	132	7.3	15	1
3	Godwin	TB	16	197	12.3	24	0
4	Kittle (TE)	SF	13	160	12.3	41	4
5t	Mooney	ATL	12	153	12.8	30t	2
5t	Smith-Njigba	SEA	12	136	11.3	24	0
5t	Otton (TE)	TB	12	126	10.5	29	2
8t	McLaurin	WAS	11	239	21.7	66	2
8t	Slayton	NYG	11	124	11.3	36	0
8t	D. London	ATL	11	117	10.6	18	3
8t	St. Brown	DET	11	110	10.0	18	2
8t	M. Sanders (RB)	CAR	11	53	4.8	12	0
13t	Jefferson	MIN	10	156	15.6	41	2
13t	Ferguson (TE)	DAL	10	72	7.2	24	0
15t	Lockett	SEA	8	136	17.0	37	1
15t	Reed	GB	8	123	15.4	70t	2
15t	McCloud	ATL	8	93	11.6	22	0
15t	Lamb	DAL	8	90	11.3	27	0
15t	Jennings	SF	8	86	10.8	31t	2
15t	Ertz (TE)	WAS	8	80	10.0	21	0
15t	Dortch	ARI	8	75	9.4	14	0
15t	Parkinson (TE)	LAR	8	74	9.3	15	0
15t	Kmet (TE)	CHI	8	70	8.8	25	0
15t	White (RB)	TB	8	70	8.8	22	0
15t	Pitts (TE)	ATL	8	64	8.0	11	0
26t	Doubs	GB	7	125	17.9	39	2
26t	Metcalf	SEA	7	108	15.4	31t	1
26t	A. Brown	PHI	7	102	14.6	22t	1
26t	Olave	NO	7	86	12.3	16	0
26t	*J. Sanders (TE)	CAR	7	78	11.1	29	0
26t	*Legette	CAR	7	64	9.1	26	1
26t	Wicks	GB	7	64	9.1	14t	2
26t	Kamara (RB)	NO	7	54	7.7	20	0
26t	Charbonnet (RB)	SEA	7	48	6.9	16	0
26t	Mi. Wilson	ARI	7	40	5.7	10	2
36t	Goedert (TE)	PHI	6	150	25.0	61	0
36t	Ekeler (RB)	WAS	6	116	19.3	33	0
36t	A. Jones (RB)	MIN	6	110	18.3	25	1
36t	Samuel	SF	6	107	17.8	47	0
36t	Johnson (TE)	NO	6	88	14.7	25	0
36t	Aiyuk	SF	6	83	13.8	17	0
36t	D. Smith	PHI	6	75	12.5	25t	1
36t	Zaccheaus	WAS	6	73	12.2	27	0
36t	Cooks	DAL	6	62	10.3	21t	1
36t	D. Moore	CHI	6	59	9.8	19	1
36t	Robinson (RB)	ATL	6	59	9.8	26	0
36t	LaPorta (TE)	DET	6	50	8.3	13	0
36t	Mundt (TE)	MIN	6	35	5.8	11	1
49t	Tolbert	DAL	5	126	25.2	48	0
49t	*Odunze	CHI	5	107	21.4	44	0
49t	Nailor	MIN	5	84	16.8	31	1
49t	*Coker	CAR	5	83	16.6	29	1
49t	Kraft (TE)	GB	5	67	13.4	21	1
49t	McBride (TE)	ARI	5	63	12.6	18	0
49t	Raymond	DET	5	60	12.0	21t	1

# 2024 NATIONAL FOOTBALL LEAGUE

---

## NFC THIRD-DOWN RECEIVING LEADERS

RANK	PLAYER	TEAM	REC	YDS	AVG	LONG	TD
49t	Addison	MIN	5	57	11.4	25	0
49t	Kupp	LAR	5	54	10.8	27	0
49t	Allen	CHI	5	52	10.4	11	1
49t	Barkley (RB)	PHI	5	39	7.8	14	0
49t	Demercado (RB)	ARI	5	35	7.0	24	0
49t	*Tipton	NO	5	23	4.6	6	0
49t	Gibbs (RB)	DET	5	16	3.2	6	0

# 2024 NATIONAL FOOTBALL LEAGUE

## NFC LEADING SCORERS (NON-KICKING)

RANK	PLAYER	TEAM	POS	TOUCHDOWNS				X2	PTS
				TOTAL	RUSH	REC	RET		
1	K. Williams	LAR	RB	10	8	2	0	0	60
2	Barkley	PHI	RB	8	6	2	0	2	52
3t	Gibbs	DET	RB	8	7	1	0	0	48
3t	Hurts	PHI	QB	8	8	0	0	0	48
5t	Kamara	NO	RB	7	6	1	0	0	42
5t	Montgomery	DET	RB	7	7	0	0	0	42
5t	Walker	SEA	RB	7	6	1	0	0	42
8t	Evans	TB	WR	6	0	6	0	0	36
8t	Hubbard	CAR	RB	6	5	1	0	0	36
8t	Kittle	SF	TE	6	0	6	0	0	36
8t	D. London	ATL	WR	6	0	6	0	0	36
8t	McLaurin	WAS	WR	6	0	6	0	0	36
8t	Robinson	WAS	RB	6	6	0	0	0	36
8t	St. Brown	DET	WR	6	0	6	0	0	36
15	Kraft	GB	TE	5	0	5	0	1	32
16t	Charbonnet	SEA	RB	5	4	1	0	0	30
16t	Godwin	TB	WR	5	0	5	0	0	30
16t	*Harrison	ARI	WR	5	0	5	0	0	30
16t	Jefferson	MIN	WR	5	0	5	0	0	30
16t	Mooney	ATL	WR	5	0	5	0	0	30
16t	Robinson	ATL	RB	5	4	1	0	0	30
16t	Robinson	LAR	WR	5	0	5	0	0	30
23	Conner	ARI	RB	4	4	0	0	2	28
24t	Lamb	DAL	WR	4	0	4	0	1	26
24t	Swift	CHI	RB	4	4	0	0	1	26
26t	*Daniels	WAS	QB	4	4	0	0	0	24
26t	Jacobs	GB	RB	4	3	1	0	0	24
26t	R. Johnson	CHI	RB	4	4	0	0	0	24
26t	*Legette	CAR	WR	4	0	4	0	0	24
26t	Nailor	MIN	WR	4	0	4	0	0	24
26t	Otton	TB	TE	4	0	4	0	0	24
26t	Reed	GB	WR	4	1	3	0	0	24
26t	Shaheed	NO	WR	4	0	3	1	0	24
26t	D. Smith	PHI	WR	4	0	4	0	0	24
26t	White	TB	RB	4	1	3	0	0	24
26t	Wicks	GB	WR	4	0	4	0	0	24
37	Kmet	CHI	TE	3	0	3	0	1	20
38t	Addison	MIN	WR	3	1	2	0	0	18
38t	A. Brown	PHI	WR	3	0	3	0	0	18
38t	Dowdle	DAL	RB	3	0	3	0	0	18
38t	Hill	NO	TE	3	3	0	0	0	18
38t	*Irving	TB	RB	3	3	0	0	0	18
38t	Jennings	SF	WR	3	0	3	0	0	18
38t	A. Jones	MIN	RB	3	2	1	0	0	18
38t	Mason	SF	RB	3	3	0	0	0	18
38t	McNichols	WAS	RB	3	3	0	0	0	18

# 2024 NATIONAL FOOTBALL LEAGUE

## NFC LEADING SCORERS (NON-KICKING)

RANK	PLAYER	TEAM	POS	TOUCHDOWNS				X2	PTS
				TOTAL	RUSH	REC	RET		
38t	Metcalf	SEA	WR	3	0	3	0	0	18
38t	D. Moore	CHI	WR	3	0	3	0	0	18
38t	Moreau	NO	TE	3	0	3	0	0	18
38t	*Nabers	NYG	WR	3	0	3	0	0	18
38t	Oliver	MIN	TE	3	0	3	0	0	18
38t	Pitts	ATL	TE	3	0	3	0	0	18
38t	Purdy	SF	QB	3	3	0	0	0	18
38t	Raymond	DET	WR	3	0	2	1	0	18
38t	Smith-Njigba	SEA	WR	3	0	3	0	0	18
38t	Tolbert	DAL	WR	3	0	3	0	0	18
38t	J. Williams	DET	WR	3	0	3	0	0	18
38t	Mi. Wilson	ARI	WR	3	0	3	0	0	18





# 2024 NATIONAL FOOTBALL LEAGUE

## NFC LEADING SCORERS (KICKING)

RANK	PLAYER	TEAM	PAT	FG	FG%	LONG	PTS
1	Seibert	WAS	22/22	25/27	92.6%	55	97
2	Aubrey	DAL	13/13	20/22	90.9%	65	73
3t	Koo	ATL	21/21	16/20	80.0%	58	69
3t	McLaughlin	TB	27/28	14/15	93.3%	56	69
5	Grupe	NO	19/21	16/17	94.1%	57	67
6	Bates	DET	30/31	12/12	100.0%	51	66
7	*Reichard	MIN	23/23	14/16	87.5%	58	65
8	Myers	SEA	22/23	12/15	80.0%	59	58
9	*Narveson	GB	16/16	12/17	70.6%	47	52
10	Moody	SF	12/12	13/14	92.9%	53	51
11	Elliott	PHI	19/19	10/13	76.9%	49	49
12t	*Karty	LAR	15/17	11/13	84.6%	52	48
12t	Santos	CHI	15/16	11/13	84.6%	54	48
14t	Joseph	DET-NYG	6/6	13/16	81.3%	52	45
14t	Pineiro	CAR	15/15	10/11	90.9%	48	45
16	Ryland	ARI	9/9	10/11	90.9%	57	39
17	Prater	ARI	10/10	6/6	100.0%	57	28
18	McManus	GB	6/6	6/7	85.7%	45	24
19	Carlson	SF	3/4	5/5	100.0%	55	18
20	Wright	SF	3/3	3/3	100.0%	41	12
21	Gano	NYG	0/0	2/2	100.0%	50	6
22	*McAtamney	NYG	1/1	1/1	100.0%	31	4
23	Wishnowsky	SF	0/0	1/1	100.0%	26	3
24	York	WAS	2/2	0/2	0.0%	---	2
25	Gillan	NYG	0/1	0/0	---	---	0

# 2024 NATIONAL FOOTBALL LEAGUE

---

# 2024 NATIONAL FOOTBALL LEAGUE

---

## NFC TOUCHBACKS ON KICKOFFS

RANK	PLAYER	TEAM	TB
1t	Bates	DET	40
1t	Reichard	MIN	40
3t	Evans	LAR	33
3t	Mann	PHI	33
5t	Gill	TB	25
5t	Myers	SEA	25
7	Pinion	ATL	24
8t	Joseph	DET-NYG	23
8t	Moody	SF	23
10	Santos	CHI	21
11	Ryland	ARI	20
12t	Aubrey	DAL	18
12t	Camarda	TB	18
14t	Narveson	GB	17
14t	Prater	ARI	17
16	Pineiro	CAR	15
17	Seibert	WAS	14
18	Grupe	NO	12
19	McManus	GB	8
20t	Karty	LAR	5
20t	Koo	ATL	5
22	McAtamney	NYG	4
23	Gano	NYG	3
24t	Carlson	SF	2
24t	Gillan	NYG	2
26t	Elliott	PHI	1
26t	Wright	SF	1
26t	York	WAS	1



# 2024 NATIONAL FOOTBALL LEAGUE

## NFC MOST YARDS FROM SCRIMMAGE

RANK	PLAYER	TEAM	POS	TOTAL			RUSHING			RECEIVING		
				YDS	PLAYS	AVG	YDS	ATT	AVG	YDS	ATT	AVG
1	Barkley	PHI	RB	1071	177	6.1	925	157	5.9	146	20	7.3
2	Kamara	NO	RB	1027	196	5.2	660	150	4.4	367	46	8.0
3	Robinson	ATL	RB	935	173	5.4	632	135	4.7	303	38	8.0
4	Jacobs	GB	RB	890	177	5.0	762	158	4.8	128	19	6.7
5	Conner	ARI	RB	831	166	5.0	664	147	4.5	167	19	8.8
6	Gibbs	DET	RB	821	123	6.7	656	103	6.4	165	20	8.3
7	A. Jones	MIN	RB	810	151	5.4	565	125	4.5	245	26	9.4
8	Jefferson	MIN	WR	786	49	16.0	3	1	3.0	783	48	16.3
9	Hubbard	CAR	RB	773	159	4.9	665	133	5.0	108	26	4.2
10	Mason	SF	RB	771	144	5.4	685	134	5.1	86	10	8.6
11	Reed	GB	WR	730	47	15.5	110	11	10.0	620	36	17.2
12	Swift	CHI	RB	729	150	4.9	505	125	4.0	224	25	9.0
13	K. Williams	LAR	RB	718	181	4.0	602	161	3.7	116	20	5.8
14	Lamb	DAL	WR	712	63	11.3	52	10	5.2	660	53	12.5
15	Montgomery	DET	RB	649	127	5.1	488	110	4.4	161	17	9.5
16	Walker	SEA	RB	615	129	4.8	398	99	4.0	217	30	7.2
17	McLaurin	WAS	WR	600	44	13.6	2	2	1.0	598	42	14.2
18	*Irving	TB	RB	593	106	5.6	419	83	5.0	174	23	7.6
19	Mooney	ATL	WR	588	41	14.3	0	0	---	588	41	14.3
20	Godwin	TB	WR	578	51	11.3	2	1	2.0	576	50	11.5
21t	Metcalf	SEA	WR	568	35	16.2	0	0	---	568	35	16.2
21t	Smith-Njigba	SEA	WR	568	50	11.4	0	0	---	568	50	11.4
23	*Tracy	NYG	RB	558	106	5.3	442	89	5.0	116	17	6.8
24	*Nabers	NYG	WR	557	58	9.6	0	3	0.0	557	55	10.1
25	D. London	ATL	WR	552	50	11.0	0	0	---	552	50	11.0
26	Robinson	WAS	RB	540	110	4.9	461	101	4.6	79	9	8.8
27	Ekeler	WAS	RB	530	72	7.4	282	50	5.6	248	22	11.3
28	White	TB	RB	527	101	5.2	275	70	3.9	252	31	8.1
29	Kittle	SF	TE	503	40	12.6	0	0	---	503	40	12.6
30	Dowdle	DAL	RB	484	92	5.3	321	71	4.5	163	21	7.8
31	McBride	ARI	TE	483	46	10.5	2	1	2.0	481	45	10.7
32	Slayton	NYG	WR	480	33	14.5	11	1	11.0	469	32	14.7
33	D. Smith	PHI	WR	473	35	13.5	0	0	---	473	35	13.5
34	Samuel	SF	WR	472	47	10.0	66	23	2.9	406	24	16.9
35	St. Brown	DET	WR	464	48	9.7	0	0	---	464	48	9.7
36	*Daniels	WAS	QB	459	82	5.6	459	82	5.6	0	0	---
37	Lockett	SEA	WR	456	34	13.4	0	0	---	456	34	13.4
38	*Harrison	ARI	WR	445	28	15.9	0	0	---	445	28	15.9
39	A. Brown	PHI	WR	444	23	19.3	0	0	---	444	23	19.3
40	Pitts	ATL	TE	430	30	14.3	0	0	---	430	30	14.3
41	Allgeier	ATL	RB	427	82	5.2	370	74	5.0	57	8	7.1
42	Otton	TB	TE	417	45	9.3	-4	1	-4.0	421	44	9.6
43	Doubs	GB	WR	412	30	13.7	0	0	---	412	30	13.7
44	Olave	NO	WR	407	33	12.3	7	1	7.0	400	32	12.5
45	*Odunze	CHI	WR	406	28	14.5	15	3	5.0	391	25	15.6
46	Jennings	SF	WR	404	25	16.2	0	0	---	404	25	16.2
47	Charbonnet	SEA	RB	402	86	4.7	213	61	3.5	189	25	7.6
48	J. Williams	DET	WR	393	21	18.7	32	4	8.0	361	17	21.2
49	D. Moore	CHI	WR	389	41	9.5	15	4	3.8	374	37	10.1
50	Kraft	GB	TE	380	30	12.7	4	2	2.0	376	28	13.4





# 2024 NATIONAL FOOTBALL LEAGUE

## NFC LEADERS IN FIRST DOWNS

RANK	PLAYER	TEAM	POS	TOTAL	RUSH	REC
1	Kamara	NO	RB	51	39	12
2	Conner	ARI	RB	48	43	5
3	K. Williams	LAR	RB	47	43	4
4	Robinson	ATL	RB	46	31	15
5	Barkley	PHI	RB	43	35	8
6	Jacobs	GB	RB	41	34	7
7	Hubbard	CAR	RB	39	33	6
8	Gibbs	DET	RB	38	28	10
9t	Hurts	PHI	QB	36	36	0
9t	A. Jones	MIN	RB	36	25	11
9t	Mason	SF	RB	36	30	6
9t	Montgomery	DET	RB	36	31	5
13t	Godwin	TB	WR	33	1	32
13t	Jefferson	MIN	WR	33	0	33
13t	Walker	SEA	RB	33	18	15
16	*Nabers	NYG	WR	32	1	31
17	McLaurin	WAS	WR	31	0	31
18t	Lamb	DAL	WR	30	3	27
18t	D. London	ATL	WR	30	0	30
18t	Mooney	ATL	WR	30	0	30
18t	St. Brown	DET	WR	30	0	30
22t	*Daniels	WAS	QB	29	29	0
22t	Robinson	WAS	RB	29	27	2
22t	Swift	CHI	RB	29	22	7
25t	Dowdle	DAL	RB	28	19	9
25t	*Irving	TB	RB	28	22	6
25t	Lockett	SEA	WR	28	0	28
28	Smith-Njigba	SEA	WR	27	0	27
29t	Allgeier	ATL	RB	26	24	2
29t	Slayton	NYG	WR	26	1	25
31t	Kittle	SF	TE	24	0	24
31t	McBride	ARI	TE	24	1	23
31t	Reed	GB	WR	24	5	19
31t	*Tracy	NYG	RB	24	20	4
35t	Olave	NO	WR	23	1	22
35t	D. Smith	PHI	WR	23	0	23
35t	White	TB	RB	23	13	10
38t	Jones	NYG	QB	22	22	0
38t	Otton	TB	TE	22	0	22
38t	Purdy	SF	QB	22	22	0
41t	Doubs	GB	WR	21	0	21
41t	Evans	TB	WR	21	0	21
41t	*Harrison	ARI	WR	21	0	21
44t	Aiyuk	SF	WR	20	0	20
44t	Ekeler	WAS	RB	20	10	10
46t	A. Brown	PHI	WR	19	0	19
46t	Ertz	WAS	TE	19	0	19
46t	Metcalf	SEA	WR	19	0	19
46t	*Odunze	CHI	WR	19	1	18
50t	Charbonnet	SEA	RB	18	13	5
50t	Jennings	SF	WR	18	0	18
50t	Robinson	LAR	WR	18	0	18
50t	Robinson	NYG	WR	18	1	17
50t	Singletary	NYG	RB	18	15	3







# 2024 NATIONAL FOOTBALL LEAGUE

## NFC PUNTING YARDS LEADERS

RANK	PLAYER	TEAM	POS	PUNTS	YARDS	LONG	AVG	TB	BLK	DWN	OB	RETURNS		IN20	NET AVG
												TOT	YDS		
1	Fox	DET	P	27	1408	68	52.1	4	0	4	1	10	48	13	47.4
2	Mann	PHI	P	25	1282	70	51.3	3	1	2	3	14	99	7	43.2
3	Anger	DAL	P	24	1192	62	49.7	1	0	2	1	12	156	9	42.3
4	Dickson	SEA	P	40	1978	68	49.5	4	0	1	4	20	190	14	42.7
5	Gillikin	ARI	P	29	1432	63	49.4	1	0	5	2	14	160	13	43.2
6	*T. Taylor	CHI	P	37	1818	68	49.1	2	0	3	5	19	218	16	42.2
7	Whelan	GB	P	31	1478	74	47.7	2	0	3	4	11	77	13	43.9
8	Pinion	ATL	P	25	1186	65	47.4	1	0	2	1	15	183	6	39.3
9	Haack	NYG	P	21	988	66	47.0	1	0	0	2	9	139	9	39.5
10	R. Wright	MIN	P	28	1301	61	46.5	3	0	3	3	12	76	15	41.6
11	Evans	LAR	P	23	1068	67	46.4	1	0	4	4	9	86	12	41.8
12	Wishnowsky	SF	P	21	959	58	45.7	0	1	6	0	9	160	10	36.3
13	Hekker	CAR	P	40	1822	65	45.6	2	0	8	2	14	135	13	41.2
14	*Hayball	NO	P	39	1742	59	44.7	3	0	4	4	15	115	20	40.2

# 2024 NATIONAL FOOTBALL LEAGUE

## NFC NET PUNTING YARDS LEADERS

RANK	PLAYER	TEAM	POS	PUNTS	YARDS	LONG	AVG	TB	BLK	DWN	OB	RETURNS		IN20	NET AVG
												TOT	YDS		
1	Fox	DET	P	27	1408	68	52.1	4	0	4	1	10	48	13	47.4
2	Whelan	GB	P	31	1478	74	47.7	2	0	3	4	11	77	13	43.9
3	Mann	PHI	P	25	1282	70	51.3	3	1	2	3	14	99	7	43.2
4	Gillikin	ARI	P	29	1432	63	49.4	1	0	5	2	14	160	13	43.2
5	Dickson	SEA	P	40	1978	68	49.5	4	0	1	4	20	190	14	42.7
6	Anger	DAL	P	24	1192	62	49.7	1	0	2	1	12	156	9	42.3
7	*T. Taylor	CHI	P	37	1818	68	49.1	2	0	3	5	19	218	16	42.2
8	Evans	LAR	P	23	1068	67	46.4	1	0	4	4	9	86	12	41.8
9	R. Wright	MIN	P	28	1301	61	46.5	3	0	3	3	12	76	15	41.6
10	Hekker	CAR	P	40	1822	65	45.6	2	0	8	2	14	135	13	41.2
11	*Hayball	NO	P	39	1742	59	44.7	3	0	4	4	15	115	20	40.2
12	Haack	NYG	P	21	988	66	47.0	1	0	0	2	9	139	9	39.5
13	Pinion	ATL	P	25	1186	65	47.4	1	0	2	1	15	183	6	39.3
14	Wishnowsky	SF	P	21	959	58	45.7	0	1	6	0	9	160	10	36.3

# 2024 NATIONAL FOOTBALL LEAGUE

---



# 2024 NATIONAL FOOTBALL LEAGUE

---

## NFC PUNT RETURN LEADERS

RANK	PLAYER	TEAM	POS	RET	FC	YDS	AVG	LONG	TD
1	Raymond	DET	WR	19	6	315	16.6	90t	1
2	Blackshear	CAR	RB	12	2	118	9.8	16	0
3	Carter	CHI	WR	14	7	115	8.2	20	0
4	*De. Williams	SEA	CB	13	15	96	7.4	23	0
5	*Cowing	SF	WR	11	5	76	6.9	16	0
6	Powell	MIN	WR	11	4	72	6.5	15	0
7	Smith-Marsette	NYG	WR	15	8	97	6.5	22	0

# 2024 NATIONAL FOOTBALL LEAGUE

---

## NFC KICKOFF RETURN LEADERS

RANK	PLAYER	TEAM	POS	RET	YDS	AVG	LONG	TD
1	Turpin	DAL	WR	13	444	34.2	79	0
2	Shenault	SEA	WR	14	449	32.1	97t	1
3	Dallas	ARI	RB	13	399	30.7	96t	1
4	Gray	NYG	RB	16	404	25.3	31	0
5	Blackshear	CAR	RB	25	628	25.1	43	0
6	McCloud	ATL	WR	11	273	24.8	32	0

# 2024 NATIONAL FOOTBALL LEAGUE

---

# 2024 NATIONAL FOOTBALL LEAGUE

## NFC INTERCEPTION LEADERS

RANK	PLAYER	TEAM	POS	INT	YARDS	AVG	LONG	TD
1t	K. Joseph	DET	SAF	6	60	10.0	33	1
1t	McKinney	GB	SAF	6	63	10.5	28	0
3t	Branch	DET	SAF	4	48	12.0	47	0
3t	*McCullough	LAR	DB	4	6	1.5	4t	1
5t	Adebo	NO	CB	3	68	22.7	47	0
5t	B. Murphy	MIN	CB	3	0	0.0	0	0
7t	Alexander	GB	CB	2	52	26.0	35t	1
7t	Bates	ATL	SS	2	0	0.0	0	0
7t	Blankenship	PHI	SAF	2	1	0.5	1	0
7t	Bynum	MIN	SS	2	3	1.5	3	0
7t	Grugier-Hill	MIN	OLB	2	5	2.5	5	0
7t	J. Johnson	CHI	CB	2	11	5.5	9	0
7t	*Kinchens	LAR	SAF	2	103	51.5	103t	1
7t	Lenoir	SF	CB	2	33	16.5	33	0
7t	Love	SEA	FS	2	26	13.0	26	0
7t	Mathieu	NO	FS	2	23	11.5	23	0
7t	McCollum	TB	CB	2	4	2.0	4	0
7t	Terrell	ATL	CB	2	1	0.5	1	0
7t	Van Ginkel	MIN	OLB	2	73	36.5	63t	2
7t	Warner	SF	MLB	2	70	35.0	45t	1
7t	Woolen	SEA	CB	2	4	2.0	4	0
22t	Abram	NO	DB	1	30	30.0	30	0
22t	Andersen	ATL	LB	1	47	47.0	47t	1
22t	Baun	PHI	LB	1	0	0.0	0	0
22t	Blackwell	CHI	CB	1	10	10.0	10	0
22t	Bosa	SF	DE	1	30	30.0	30	0
22t	Brisker	CHI	SAF	1	0	0.0	0	0
22t	J. Brown	SF	SAF	1	0	0.0	0	0
22t	Bryant	SEA	CB	1	9	9.0	9	0
22t	Byard	CHI	FS	1	0	0.0	0	0
22t	David	TB	OLB	1	7	7.0	7	0
22t	Davis	SF	DT	1	2	2.0	2	0
22t	Dean	PHI	LB	1	0	0.0	0	0
22t	Diggs	DAL	CB	1	1	1.0	1	0
22t	Durant	LAR	CB	1	0	0.0	0	0
22t	Edmunds	CHI	MLB	1	0	0.0	0	0
22t	Flannigan-Fowles	SF	LB	1	0	0.0	0	0
22t	Forbes	WAS	CB	1	19	19.0	19	0
22t	Fowler	WAS	LB	1	67	67.0	67t	1
22t	Gardeck	ARI	LB	1	10	10.0	10	0
22t	Gardner-Johnson	PHI	SAF	1	0	0.0	0	0
22t	Gilmore	MIN	CB	1	0	0.0	0	0
22t	*Green	SF	CB	1	20	20.0	20	0
22t	Griffin	MIN	CB	1	28	28.0	28	0
22t	Harris	NO	DB	1	7	7.0	7	0
22t	Horn	CAR	CB	1	0	0.0	0	0
22t	Howden	NO	SAF	1	-5	-5.0	-5	0
22t	Izien	TB	DB	1	17	17.0	17	0
22t	M. Jackson	CAR	CB	1	1	1.0	1	0
22t	Jean-Charles	NO	CB	1	0	0.0	0	0
22t	Jobe	SEA	CB	1	33	33.0	33	0
22t	J. Johnson	LAR	SS	1	0	0.0	0	0
22t	Jordan	NO	DE	1	0	0.0	0	0
22t	Kendricks	DAL	MLB	1	8	8.0	8	0
22t	Metellus	MIN	SAF	1	12	12.0	12	0

# 2024 NATIONAL FOOTBALL LEAGUE

## NFC INTERCEPTION LEADERS

RANK	PLAYER	TEAM	POS	INT	YARDS	AVG	LONG	TD
22t	*Muasau	NYG	LB	1	1	1.0	1	0
22t	Murphy-Bunting	ARI	CB	1	0	0.0	0	0
22t	*Mustapha	SF	SAF	1	1	1.0	1	0
22t	Nowaske	DET	LB	1	8	8.0	8	0
22t	Oruwariye	DAL	CB	1	0	0.0	0	0
22t	Phillips	ATL	CB	1	45	45.0	45	0
22t	*Sainristil	WAS	CB	1	38	38.0	38	0
22t	Saunders	NO	DT	1	37	37.0	37	0
22t	Simmons	ATL	FS	1	0	0.0	0	0
22t	Smith	MIN	FS	1	0	0.0	0	0
22t	*Smith	TB	DB	1	0	0.0	0	0
22t	Stevenson	CHI	CB	1	43	43.0	43t	1
22t	White	ARI	OLB	1	0	0.0	0	0
22t	*Williams	GB	SAF	1	1	1.0	1	0
22t	G. Williams	ARI	CB	1	0	0.0	0	0
22t	Wilson	DAL	DB	1	0	0.0	0	0
22t	Er. Wilson	GB	LB	1	0	0.0	0	0
22t	Ma. Wilson	ARI	LB	1	0	0.0	0	0
22t	Woods	CAR	FS	1	33	33.0	33	0



# 2024 NATIONAL FOOTBALL LEAGUE

## NFC SACK LEADERS

RANK	PLAYER	TEAM	POS	SACKS
1	Lawrence	NYG	DT	9.0
2	Hutchinson	DET	DE	7.5
3	Greenard	MIN	LB	7.0
4	Fowler	WAS	LB	6.5
5	Ojulari	NYG	LB	6.0
6t	Burns	NYG	LB	5.0
6t	D. Hall	SEA	LB	5.0
6t	P. Jones	MIN	LB	5.0
6t	Sweat	PHI	LB	5.0
6t	Van Ginkel	MIN	OLB	5.0
6t	Vea	TB	DT	5.0
12	Bosa	SF	DE	4.5
13t	Bresee	NO	DT	4.0
13t	Dexter	CHI	DT	4.0
13t	Luvu	WAS	LB	4.0
13t	Mafe	SEA	LB	4.0
13t	Taylor	NO	CB	4.0
13t	Turner	LAR	DT	4.0
13t	Young	LAR	LB	4.0
20t	Givens	SF	DT	3.5
20t	Granderson	NO	DE	3.5
20t	Stills	ARI	DT	3.5
20t	Sweat	CHI	DE	3.5
20t	*Verse	LAR	LB	3.5
25t	Armstrong	WAS	DE	3.0
25t	Carter	PHI	DT	3.0
25t	Collins	SF	DT	3.0
25t	Collins	ARI	LB	3.0
25t	David	TB	OLB	3.0
25t	*Fiske	LAR	DT	3.0
25t	Floyd	SF	DE	3.0
25t	Gardeck	ARI	LB	3.0
25t	L. Hall	TB	DE	3.0
25t	C. Harris	CAR	LB-DE	3.0
25t	Hoecht	LAR	LB	3.0
25t	D. Jones	SEA	DE	3.0
25t	Kancey	TB	DT	3.0
25t	Lawrence	DAL	DE	3.0
25t	Okuyinonu	SF	DT	3.0
25t	Pinnock	NYG	SS	3.0
25t	Wyatt	GB	DT	3.0
42t	*Cooper	GB	LB	2.5
42t	Gary	GB	DE	2.5
42t	Jarrett	ATL	DT	2.5
42t	Lawson	DAL	DE-LB	2.5
42t	McNeill	DET	DT	2.5
42t	N. Smith	PHI	LB	2.5
42t	P. Smith	GB	DE	2.5
42t	L. Williams	SEA	DE	2.5
50t	J. Allen	WAS	DE	2.0
50t	Barnes	ARI	LB	2.0
50t	Baun	PHI	LB	2.0
50t	Brewer	TB	DT	2.0
50t	Davidson	NYG	DT	2.0
50t	Dean	PHI	LB	2.0

# 2024 NATIONAL FOOTBALL LEAGUE

---

## NFC SACK LEADERS

RANK	PLAYER	TEAM	POS	SACKS
50t	Diaby	TB	LB	2.0
50t	Dodson	SEA	LB	2.0
50t	Ferrell	WAS	DE	2.0
50t	Golston	DAL	DE	2.0
50t	N. Jones	MIA-ARI	DT	2.0
50t	Kendricks	DAL	MLB	2.0
50t	Lake	LAR	SAF	2.0
50t	McFadden	NYG	LB	2.0
50t	Nelson	TB	LB	2.0
50t	Nixon	GB	DB	2.0
50t	Nowaske	DET	LB	2.0
50t	Okereke	NYG	ILB	2.0
50t	Overshown	DAL	LB	2.0
50t	Pace	MIN	LB	2.0
50t	Phillips	MIN	DT	2.0
50t	Ja. Reed	SEA	DT	2.0
50t	Robertson-Harris	JAX-SEA	DE-DT	2.0
50t	A. Robinson	CAR	DT	2.0
50t	Rodriguez	DET	LB-FB	2.0
50t	D. Taylor	CHI	DE	2.0
50t	Thibodeaux	NYG	LB	2.0
50t	Wagner	WAS	MLB	2.0
50t	Ch. Williams	CHI	DL	2.0
50t	Williams	PHI	DT	2.0
50t	Er. Wilson	GB	LB	2.0
50t	C. Young	NO	DE	2.0





# 2024 NATIONAL FOOTBALL LEAGUE

## NFC LEADERS IN FUMBLE RECOVERIES

RANK	PLAYER	TEAM	POS	TOTAL	OWN TEAM	OPP TEAM
1t	Mason	SF	RB	3	3	0
1t	Mayfield	TB	QB	3	3	0
1t	Robinson	ATL	RB	3	3	0
1t	G. Smith	SEA	QB	3	3	0
1t	Walker	SEA	RB	3	3	0
6t	Byard	CHI	FS	2	0	2
6t	Collins	SF	DT	2	0	2
6t	Dalton	CAR	QB	2	2	0
6t	Davis	DET	CB	2	0	2
6t	*Fiske	LAR	DT	2	0	2
6t	Gay	NO	LB	2	0	2
6t	Goff	DET	QB	2	2	0
6t	Gordon	CHI	CB	2	0	2
6t	Hicks	CHI	SAF	2	0	2
6t	Jenkins	CHI	OT	2	2	0
6t	Love	GB	QB	2	2	0
6t	Luvu	WAS	LB	2	0	2
6t	McBride	ARI	TE	2	2	0
6t	Melton	GB	WR	2	1	1
6t	Okereke	NYG	ILB	2	0	2
6t	Otton	TB	TE	2	2	0
6t	Prescott	DAL	QB	2	2	0
6t	Tolbert	DAL	WR	2	2	0
6t	Tuttle	CAR	DT	2	0	2
6t	Wyatt	GB	DT	2	0	2
6t	Yiadam	SF	CB	2	1	1

# 2024 NATIONAL FOOTBALL LEAGUE

## NFC LEADERS IN RECOVERIES OF FUMBLES BY OWN TEAM

RANK	PLAYER	TEAM	POS	REC	YARDS	AVG	LONG	TD
1t	Mason	SF	RB	3	-2	-0.7	0t	0
1t	Mayfield	TB	QB	3	0	0.0	0t	0
1t	Robinson	ATL	RB	3	0	0.0	0t	0
1t	G. Smith	SEA	QB	3	0	0.0	0t	0
1t	Walker	SEA	RB	3	-3	-1.0	0t	0
6t	Dalton	CAR	QB	2	0	0.0	0t	0
6t	Goff	DET	QB	2	0	0.0	0t	0
6t	Jenkins	CHI	OT	2	0	0.0	0t	0
6t	Love	GB	QB	2	0	0.0	0t	0
6t	McBride	ARI	TE	2	0	0.0	0t	1
6t	Otton	TB	TE	2	0	0.0	0t	0
6t	Prescott	DAL	QB	2	0	0.0	0t	0
6t	Tolbert	DAL	WR	2	0	0.0	0t	0
14t	Allegretti	WAS	OG	1	0	0.0	0t	0
14t	Banks	SF	G	1	0	0.0	0t	0
14t	Barkley	PHI	RB	1	0	0.0	0t	0
14t	*Beebe	DAL	C	1	0	0.0	0t	0
14t	Belton	NYG	SAF	1	0	0.0	0t	0
14t	Bergeron	ATL	OG	1	0	0.0	0t	0
14t	Biadasz	WAS	C	1	0	0.0	0t	0
14t	Bradford	SEA	OG	1	0	0.0	0t	0
14t	Darnold	MIN	QB	1	0	0.0	0t	0
14t	Demercado	ARI	RB	1	0	0.0	0t	0
14t	Evans	TB	WR	1	0	0.0	0t	0
14t	Ferguson	DAL	TE	1	0	0.0	0t	0
14t	Froholdt	ARI	C	1	0	0.0	0t	0
14t	Hurts	PHI	QB	1	0	0.0	0t	0
14t	F. Johnson	PHI	OT	1	0	0.0	0t	0
14t	Jones	NYG	QB	1	0	0.0	0t	0
14t	*Kinchens	LAR	SAF	1	0	0.0	0t	0
14t	Kupp	LAR	WR	1	5	5.0	5	0
14t	Leverett	NE-ARI	OG	1	0	0.0	0t	0
14t	Lock	NYG	QB	1	0	0.0	0t	0
14t	Manhertz	NYG	TE	1	-1	-1.0	-1	0
14t	Mariota	WAS	QB	1	0	0.0	0t	0
14t	McCloud	ATL	WR	1	0	0.0	0t	0
14t	McNichols	WAS	RB	1	0	0.0	0t	0
14t	Melton	GB	WR	1	0	0.0	0t	0
14t	K. Murray	ARI	QB	1	0	0.0	0t	0
14t	Powell	MIN	WR	1	7	7.0	7	0
14t	Pryor	CHI	OT	1	0	0.0	0t	0
14t	Ragnow	DET	C	1	0	0.0	0t	0
14t	*Rattler	NO	QB	1	0	0.0	0t	0
14t	Reynolds	DET	RB	1	0	0.0	0t	0
14t	Rush	DAL	QB	1	0	0.0	0t	0
14t	*J. Sanders	CAR	TE	1	2	2.0	2	0
14t	Skule	TB	OT	1	0	0.0	0t	0
14t	Stafford	LAR	QB	1	0	0.0	0t	0
14t	Thomas	NYG	OT	1	0	0.0	0t	0
14t	Van Roten	NYG	OG	1	0	0.0	0t	0
14t	*Ca. Williams	CHI	QB	1	0	0.0	0t	0
14t	Em. Wilson	GB	RB	1	0	0.0	0t	0
14t	Yiadom	SF	CB	1	0	0.0	0t	0
14t	Zaccheaus	WAS	WR	1	0	0.0	0t	0
14t	Zeitler	DET	OG	1	0	0.0	0t	0



# 2024 NATIONAL FOOTBALL LEAGUE

## NFC LEADERS IN RECOVERIES OF FUMBLES BY OPPOSING TEAM

RANK	PLAYER	TEAM	POS	REC	YARDS	AVG	LONG	TD
1t	Byard	CHI	FS	2	0	0.0	0t	0
1t	Collins	SF	DT	2	0	0.0	0t	0
1t	Davis	DET	CB	2	49	24.5	49	0
1t	*Fiske	LAR	DT	2	8	4.0	8	0
1t	Gay	NO	LB	2	4	2.0	4	0
1t	Gordon	CHI	CB	2	0	0.0	0t	0
1t	Hicks	CHI	SAF	2	28	14.0	19	0
1t	Luvu	WAS	LB	2	5	2.5	5	0
1t	Okereke	NYG	ILB	2	1	0.5	1	0
1t	Tuttle	CAR	DT	2	0	0.0	0t	0
1t	Wyatt	GB	DT	2	0	0.0	0t	0
12t	Alexander	GB	CB	1	0	0.0	0t	0
12t	*Arnold	DET	CB	1	-1	-1.0	-1	0
12t	Bates	ATL	SS	1	0	0.0	0t	0
12t	*Bethune	SF	LB	1	0	0.0	0t	0
12t	Bosa	SF	DE	1	0	0.0	0t	0
12t	K. Brooks	GB	DT	1	0	0.0	0t	0
12t	Bynum	MIN	SS	1	0	0.0	0t	0
12t	*Chatman	NYG	DT	1	0	0.0	0t	0
12t	Chinn	WAS	SAF	1	0	0.0	0t	0
12t	Clark	GB	NT	1	0	0.0	0t	0
12t	Collier	ARI	DE	1	0	0.0	0t	0
12t	*Cooper	GB	LB	1	4	4.0	4	0
12t	Curl	LAR	SAF	1	33	33.0	33t	1
12t	Dean	PHI	LB	1	0	0.0	0t	0
12t	Dexter	CHI	DT	1	0	0.0	0t	0
12t	Edwards	CHI	LB	1	0	0.0	0t	0
12t	Elliss	ATL	LB	1	0	0.0	0t	0
12t	Franks	CAR	TE	1	0	0.0	0t	0
12t	D. Hall	SEA	LB	1	36	36.0	36t	1
12t	L. Hall	TB	DE	1	0	0.0	0t	0
12t	Hayes	TB	DB	1	0	0.0	0t	0
12t	Hodge	ATL	WR	1	0	0.0	0t	1
12t	Jenkins	SEA	DB	1	102	102.0	102t	1
12t	Jewell	CAR	ILB	1	0	0.0	0t	0
12t	J. Jones	ARI	DT	1	0	0.0	0t	0
12t	Lewis	DAL	CB	1	0	0.0	0t	0
12t	Mathieu	NO	FS	1	0	0.0	0t	0
12t	McCollum	TB	CB	1	0	0.0	0t	0
12t	McFadden	NYG	LB	1	0	0.0	0t	0
12t	McKinney	GB	SAF	1	7	7.0	7	0
12t	Melton	GB	WR	1	0	0.0	0t	0
12t	*Newton	WAS	DT	1	2	2.0	2	0
12t	*Nubin	NYG	SAF	1	2	2.0	2	0
12t	Ojulari	NYG	LB	1	0	0.0	0t	0
12t	Pace	MIN	LB	1	36	36.0	36t	1
12t	Ringo	PHI	CB	1	0	0.0	0t	0
12t	Rodriguez	DET	LB-FB	1	0	0.0	0t	0
12t	Russell	TB	ILB	1	0	0.0	0t	0
12t	Smith	MIN	FS	1	0	0.0	0t	0
12t	Stille	TB-ARI	DE	1	0	0.0	0t	0
12t	Thomas	CIN-DET	DE	1	0	0.0	0t	0
12t	Thompson	ARI	DB	1	0	0.0	0t	0
12t	Van Ness	GB	DE	1	0	0.0	0t	0
12t	Wagner	WAS	MLB	1	0	0.0	0t	0

# 2024 NATIONAL FOOTBALL LEAGUE

---

## NFC LEADERS IN RECOVERIES OF FUMBLES BY OPPOSING TEAM

RANK	PLAYER	TEAM	POS	REC	YARDS	AVG	LONG	TD
12t	*Wallace	CAR	LB	1	0	0.0	0t	0
12t	Ji. Ward	MIN	LB	1	2	2.0	2	0
12t	Wilson	DAL	DB	1	0	0.0	0t	0
12t	Ma. Wilson	ARI	LB	1	0	0.0	0t	0
12t	Mi. Wilson	ARI	WR	1	0	0.0	0t	0
12t	Winfield	TB	SAF	1	58	58.0	58t	1
12t	Yiadam	SF	CB	1	0	0.0	0t	0



# 2024 NATIONAL FOOTBALL LEAGUE

## NFL LEADING PASSERS

RANK	PLAYER	TEAM	ATT	COMP	COMP%	YDS	YPA	TD	TD%	LONG	INT	INT%	RATING
1	L. Jackson	BAL	255	174	68.2%	2379	9.33	20	7.8%	59	2	0.8%	120.7
2	Goff	DET	211	158	74.9%	1840	8.72	14	6.6%	70t	4	1.9%	115.0
3	Burrow	CIN	302	212	70.2%	2244	7.43	20	6.6%	70t	4	1.3%	108.1
4	Darnold	MIN	223	155	69.5%	1900	8.52	17	7.6%	97t	7	3.1%	107.8
5	*Daniels	WAS	228	163	71.5%	1945	8.53	9	3.9%	66	2	0.9%	106.7
6	Allen	BUF	262	168	64.1%	2001	7.64	17	6.5%	63t	2	0.8%	105.8
7	Mayfield	TB	315	225	71.4%	2389	7.58	23	7.3%	55t	9	2.9%	105.6
8	Hurts	PHI	215	150	69.8%	1774	8.25	10	4.7%	67t	4	1.9%	102.4
9	Cousins	ATL	295	204	69.2%	2328	7.89	17	5.8%	52	7	2.4%	101.9
10	Herbert	LAC	223	145	65.0%	1725	7.74	10	4.5%	66t	1	0.4%	101.6
11	K. Murray	ARI	252	169	67.1%	1792	7.11	11	4.4%	60t	3	1.2%	97.2
12	Fields	PIT	160	106	66.3%	1106	6.91	5	3.1%	55t	1	0.6%	93.9
13	Purdy	SF	242	156	64.5%	2101	8.68	10	4.1%	76t	7	2.9%	93.7
14	Stroud	HOU	296	188	63.5%	2139	7.23	11	3.7%	67t	4	1.4%	91.9
15	Mahomes	KC	269	188	69.9%	1942	7.22	11	4.1%	54t	9	3.3%	90.1
16	G. Smith	SEA	342	233	68.1%	2560	7.49	11	3.2%	71t	10	2.9%	88.6
17	Stafford	LAR	276	182	65.9%	1969	7.13	9	3.3%	63	6	2.2%	88.6
18	Rodgers	NYJ	316	197	62.3%	2107	6.67	15	4.7%	57	7	2.2%	88.4
19	Love	GB	240	147	61.3%	1820	7.58	15	6.3%	70t	10	4.2%	88.2
20	Lawrence	JAX	274	168	61.3%	2004	7.31	11	4.0%	85t	6	2.2%	87.9
21	Prescott	DAL	286	185	64.7%	1978	6.92	11	3.8%	65t	8	2.8%	86.0
22	*Ca. Williams	CHI	264	162	61.4%	1665	6.31	9	3.4%	47	5	1.9%	83.0
23	Jones	NYG	304	194	63.8%	1880	6.18	8	2.6%	43	5	1.6%	82.9
24	Minshev	LV	221	148	67.0%	1501	6.79	6	2.7%	57t	8	3.6%	80.2
25	*Nix	DEN	294	184	62.6%	1753	5.96	8	2.7%	49	6	2.0%	79.6
26	D. Watson	CLE	216	137	63.4%	1148	5.31	5	2.3%	35	3	1.4%	79.0



# 2024 NATIONAL FOOTBALL LEAGUE

## NFL LEADING PASSERS, RANKS

PLAYER	TEAM	ATT	COMP	COMP%	YDS	YPA	TD	TD%	INT	INT%	RATING
L. Jackson	BAL	15	12	9	3	1	2t	1	3t	4	1
Goff	DET	25	18	1	17	2	9	4	8t	13	2
Burrow	CIN	5	3	4	5	13	2t	5	8t	7	3
Darnold	MIN	20t	20	7	15	5	4t	2	17t	23	4
*Daniels	WAS	19	16	2	13	4	19t	16	3t	5	5
Allen	BUF	14	14t	18	10	9	4t	6	3t	3	6
Mayfield	TB	3	2	3	2	10	1	3	23t	20	7
Hurts	PHI	24	21	6	20	6	16t	10	8t	11	8
Cousins	ATL	7	4	8	4	7	4t	8	17t	18	9
Herbert	LAC	20t	24	15	22	8	16t	11	1t	1	10
K. Murray	ARI	16	13	11	19	18	10t	12	6t	6	11
Fields	PIT	26t	27t	13	27	20	29t	22	1t	2	12
Purdy	SF	17	19	17	8	3	16t	13	17t	21	13
Stroud	HOU	6	7t	20	6	15	10t	18	8t	8	14
Mahomes	KC	12	7t	5	14	16	10t	14	23t	24	15
G. Smith	SEA	1	1	10	1	12	10t	21	25t	22	16
Stafford	LAR	10	11	14	12	17	19t	20	14t	15	17
Rodgers	NYJ	2	5	23	7	22	7t	9	17t	17	18
Love	GB	18	23	26	18	11	7t	7	25t	26	19
Lawrence	JAX	11	14t	25	9	14	10t	15	14t	16	20
Prescott	DAL	9	9	16	11	19	10t	17	21t	19	21
*Ca. Williams	CHI	13	17	24	23	23	19t	19	12t	12	22
Jones	NYG	4	6	19	16	24	23t	25	12t	10	23
Minshew	LV	22	22	12	24	21	27t	24	21t	25	24
*Nix	DEN	8	10	22	21	25	23t	23	14t	14	25
D. Watson	CLE	23	25	21	26	26	29t	26	6t	9	26

# 2024 NATIONAL FOOTBALL LEAGUE

## NFL FOURTH-QUARTER PASSING LEADERS

RANK	PLAYER	TEAM	ATT	COMP	COMP%	YDS	YPA	TD	TD%	INT	INT%	RATING
1	*Daniels	WAS	58	44	75.9%	582	10.03	4	6.9%	0	0.0%	130.1
2	Mahomes	KC	47	33	70.2%	386	8.21	4	8.5%	0	0.0%	123.2
3	Flacco	IND	36	21	58.3%	337	9.36	4	11.1%	1	2.8%	115.2
4	Mayfield	TB	92	65	70.7%	640	6.96	7	7.6%	1	1.1%	110.8
5	Fields	PIT	39	23	59.0%	302	7.74	3	7.7%	0	0.0%	109.1
6	L. Jackson	BAL	67	40	59.7%	511	7.63	4	6.0%	0	0.0%	103.5
7	Tagovailoa	MIA	25	19	76.0%	145	5.80	1	4.0%	0	0.0%	102.9
8	Hurts	PHI	53	40	75.5%	504	9.51	2	3.8%	2	3.8%	101.5
9	Stafford	LAR	67	46	68.7%	529	7.90	3	4.5%	1	1.5%	100.9
10	Herbert	LAC	45	28	62.2%	307	6.82	2	4.4%	0	0.0%	97.2
11	Winston	CLE	45	28	62.2%	296	6.58	3	6.7%	1	2.2%	94.3
12	Love	GB	58	35	60.3%	436	7.52	3	5.2%	1	1.7%	93.8
13	*Nix	DEN	77	53	68.8%	542	7.04	3	3.9%	2	2.6%	90.9
14	*Ca. Williams	CHI	72	47	65.3%	448	6.22	3	4.2%	1	1.4%	90.5
15	K. Murray	ARI	71	46	64.8%	498	7.01	1	1.4%	0	0.0%	90.0
16	*Maye	NE	52	31	59.6%	323	6.21	3	5.8%	1	1.9%	88.9
17	Allen	BUF	54	29	53.7%	363	6.72	2	3.7%	0	0.0%	87.2
18	D. Watson	CLE	58	39	67.2%	335	5.78	2	3.4%	1	1.7%	86.5
19	Burrow	CIN	59	39	66.1%	493	8.36	4	6.8%	4	6.8%	86.3
20	Purdy	SF	56	42	75.0%	512	9.14	1	1.8%	3	5.4%	86.3
21	Prescott	DAL	75	41	54.7%	486	6.48	6	8.0%	3	4.0%	84.6
22	Minschew	LV	66	45	68.2%	465	7.05	3	4.5%	3	4.5%	84.5
23	Carr	NO	42	25	59.5%	287	6.83	3	7.1%	2	4.8%	84.1
24	Rodgers	NYJ	83	53	63.9%	534	6.43	3	3.6%	2	2.4%	84.1
25	Haener	NO	27	13	48.1%	172	6.37	1	3.7%	0	0.0%	81.1
26	Stroud	HOU	71	46	64.8%	464	6.54	2	2.8%	2	2.8%	81.0
27	G. Smith	SEA	115	75	65.2%	749	6.51	4	3.5%	4	3.5%	80.7
28	Goff	DET	52	33	63.5%	351	6.75	2	3.8%	2	3.8%	79.9
29	Boyle	MIA	20	12	60.0%	132	6.60	0	0.0%	0	0.0%	79.6
30	Lawrence	JAX	83	46	55.4%	515	6.20	3	3.6%	2	2.4%	76.1
31	Darnold	MIN	45	24	53.3%	353	7.84	2	4.4%	2	4.4%	75.5
32	Brissett	NE	51	28	54.9%	308	6.04	0	0.0%	0	0.0%	73.0
33	O'Connell	LV	45	27	60.0%	245	5.44	2	4.4%	2	4.4%	71.1
34	Rudolph	TEN	26	16	61.5%	112	4.31	1	3.8%	1	3.8%	68.1
35	Richardson	IND	45	20	44.4%	346	7.69	2	4.4%	2	4.4%	67.5
36	Rush	DAL	39	22	56.4%	167	4.28	1	2.6%	1	2.6%	64.8
37	Jones	NYG	99	55	55.6%	487	4.92	2	2.0%	3	3.0%	63.0
38	Young	CAR	56	31	55.4%	306	5.46	1	1.8%	2	3.6%	62.1
39	Cousins	ATL	76	44	57.9%	452	5.95	2	2.6%	4	5.3%	62.0
40	*Rattler	NO	27	17	63.0%	116	4.30	0	0.0%	2	7.4%	41.6
41	Dalton	CAR	32	17	53.1%	135	4.22	0	0.0%	2	6.3%	37.9
42	Levis	TEN	41	23	56.1%	159	3.88	0	0.0%	4	9.8%	25.4

# 2024 NATIONAL FOOTBALL LEAGUE

## NFL THIRD-DOWN PASSING LEADERS

RANK	PLAYER	TEAM	ATT	COMP	COMP%	YDS	YPA	TD	TD%	INT	INT%	RATING
1	Goff	DET	51	34	66.7%	404	7.92	5	9.8%	0	0.0%	123.3
2	Burrow	CIN	77	49	63.6%	577	7.49	9	11.7%	1	1.3%	119.9
3	Herbert	LAC	70	44	62.9%	529	7.56	6	8.6%	0	0.0%	114.5
4	Mahomes	KC	71	48	67.6%	550	7.75	6	8.5%	1	1.4%	113.0
5	Cousins	ATL	74	51	68.9%	529	7.15	5	6.8%	0	0.0%	111.8
6	L. Jackson	BAL	59	35	59.3%	441	7.47	4	6.8%	0	0.0%	105.3
7	Mayfield	TB	75	51	68.0%	614	8.19	6	8.0%	3	4.0%	102.9
8	Purdy	SF	66	37	56.1%	457	6.92	6	9.1%	2	3.0%	95.3
9	Allen	BUF	72	37	51.4%	484	6.72	6	8.3%	1	1.4%	94.9
10	Fields	PIT	49	29	59.2%	343	7.00	2	4.1%	0	0.0%	94.2
11	*Daniels	WAS	65	39	60.0%	586	9.02	2	3.1%	1	1.5%	93.5
12	Darnold	MIN	64	37	57.8%	457	7.14	5	7.8%	2	3.1%	93.0
13	Jones	NYG	82	54	65.9%	546	6.66	3	3.7%	1	1.2%	91.8
14	K. Murray	ARI	55	31	56.4%	311	5.65	3	5.5%	0	0.0%	90.8
15	Stroud	HOU	88	56	63.6%	693	7.88	2	2.3%	1	1.1%	90.8
16	Rodgers	NYJ	83	47	56.6%	610	7.35	6	7.2%	4	4.8%	83.9
17	Prescott	DAL	68	41	60.3%	525	7.72	2	2.9%	2	2.9%	82.0
18	D. Watson	CLE	47	29	61.7%	259	5.51	0	0.0%	0	0.0%	76.5
19	*Nix	DEN	85	48	56.5%	510	6.00	3	3.5%	2	2.4%	76.1
20	Lawrence	JAX	68	32	47.1%	338	4.97	4	5.9%	1	1.5%	75.5
21	Love	GB	55	25	45.5%	288	5.24	6	10.9%	3	5.5%	75.4
22	Hurts	PHI	55	34	61.8%	423	7.69	2	3.6%	3	5.5%	75.0
23	G. Smith	SEA	79	47	59.5%	552	6.99	2	2.5%	4	5.1%	68.1
24	Stafford	LAR	59	31	52.5%	355	6.02	2	3.4%	2	3.4%	68.1
25	*Ca. Williams	CHI	65	34	52.3%	381	5.86	2	3.1%	3	4.6%	61.1
26	Brissett	NE	53	29	54.7%	255	4.81	0	0.0%	1	1.9%	59.9
27	Minschew	LV	60	33	55.0%	302	5.03	1	1.7%	5	8.3%	39.7

# 2024 NATIONAL FOOTBALL LEAGUE

## NFL LEADING RUSHERS

RANK	PLAYER	TEAM	ATT	YDS	AVG	LONG	TD
1	Henry	BAL	168	1052	6.3	87t	11
2	Barkley	PHI	157	925	5.9	65t	6
3	Jacobs	GB	158	762	4.8	38t	3
4	Mason	SF	134	685	5.1	38	3
5	Hubbard	CAR	133	665	5.0	38t	5
6	Conner	ARI	147	664	4.5	22	4
7	Kamara	NO	150	660	4.4	24	6
8	Gibbs	DET	103	656	6.4	70t	7
9	Robinson	ATL	135	632	4.7	28	4
10	Pollard	TEN	142	622	4.4	41	3
11	Dobbins	LAC	126	620	4.9	61	6
12	Mixon	HOU	126	609	4.8	59	6
13	K. Williams	LAR	161	602	3.7	30	8
14	Harris	PIT	136	592	4.4	36t	2
15	A. Jones	MIN	125	565	4.5	39	2
16	Bigsby	JAX	93	515	5.5	65t	4
17t	L. Jackson (QB)	BAL	84	505	6.0	33	2
17t	Swift	CHI	125	505	4.0	56t	4
19t	Hall	NYJ	126	502	4.0	42	3
19t	Taylor	IND	105	502	4.8	29t	5
21	Cook	BUF	109	496	4.6	49t	7
22	Montgomery	DET	110	488	4.4	21	7
23	C. Brown	CIN	105	479	4.6	30t	4
24	Robinson	WAS	101	461	4.6	40	6
25	*Daniels (QB)	WAS	82	459	5.6	46	4
26	*Tracy	NYG	89	442	5.0	45t	2
27	Stevenson	NE	114	438	3.8	33t	6
28	Achane	MIA	93	420	4.5	47	2
29	*Irving	TB	83	419	5.0	32	3
30	Hunt	KC	111	414	3.7	15	5
31	Walker	SEA	99	398	4.0	28	6
32	Williams	DEN	102	387	3.8	20	2
33	Allgeier	ATL	74	370	5.0	24	2
34	K. Murray (QB)	ARI	43	350	8.1	50t	2
35	Hurts (QB)	PHI	86	322	3.7	23	8
36	Dowdle	DAL	71	321	4.5	15	0
37	Mattison	LV	92	301	3.3	24	3
38	*Nix (QB)	DEN	58	295	5.1	32	4
39	Singleton	NYG	70	283	4.0	43	2
40	Ekeler	WAS	50	282	5.6	50	2
41	White	TB	70	275	3.9	56	1
42	J. Ford	CLE	52	269	5.2	36	1
43	*Davis	BUF	61	262	4.3	22	2
44t	Etienne	JAX	59	254	4.3	22	2
44t	Em. Wilson	GB	55	254	4.6	19	1
46t	Moss	CIN	74	242	3.3	16	2
46t	Richardson (QB)	IND	41	242	5.9	26	1
48	Jones (QB)	NYG	60	239	4.0	24	1
49	Gibson	NE	57	236	4.1	45	0
50	Fields (QB)	PIT	55	231	4.2	18	5

# 2024 NATIONAL FOOTBALL LEAGUE

## NFL THIRD-AND-ONE RUSHING LEADERS

RANK	PLAYER	TEAM	ATT	FD	PCT
1t	Jones (QB)	NYG	7	7	100.0%
1t	*Allen	NYJ	6	6	100.0%
1t	Burrow (QB)	CIN	4	4	100.0%
1t	*Daniels (QB)	WAS	4	4	100.0%
1t	Darnold (QB)	MIN	4	4	100.0%
1t	Levis (QB)	TEN	4	4	100.0%
1t	Robinson	ATL	4	4	100.0%
1t	Achane	MIA	3	3	100.0%
1t	Fields (QB)	PIT	3	3	100.0%
1t	Hill	BAL	3	3	100.0%
1t	Hunt	KC	3	3	100.0%
1t	L. Jackson (QB)	BAL	3	3	100.0%
1t	Elliott	DAL	2	2	100.0%
1t	Gibbs	DET	2	2	100.0%
1t	Harris	PIT	2	2	100.0%
1t	Huntley (QB)	BAL-MIA	2	2	100.0%
1t	Luepke	DAL	2	2	100.0%
1t	Rush (QB)	DAL	2	2	100.0%
19	K. Williams	LAR	8	7	87.5%
20	Dobbins	LAC	7	6	85.7%
21t	Henry	BAL	6	5	83.3%
21t	Robinson	WAS	6	5	83.3%
23	Hurts (QB)	PHI	13	10	76.9%
24t	Conner	ARI	4	3	75.0%
24t	Jacobs	GB	4	3	75.0%
26t	Montgomery	DET	7	5	71.4%
26t	*Nix (QB)	DEN	7	5	71.4%
28t	A. Jones	MIN	6	4	66.7%
28t	Kamara	NO	6	4	66.7%
28t	Taylor	IND	6	4	66.7%
28t	Dowdle	DAL	3	2	66.7%
28t	Haskins	LAC	3	2	66.7%
28t	Purdy (QB)	SF	3	2	66.7%
34t	Moss	CIN	5	3	60.0%
34t	*Steele	KC	5	3	60.0%
36	Hall	NYJ	7	4	57.1%
37	Ingold	MIA	6	3	50.0%

# 2024 NATIONAL FOOTBALL LEAGUE

## NFL LEADERS IN RECEPTIONS

RANK	PLAYER	TEAM	REC	YDS	AVG	LONG	TD
1	Wilson	NYJ	60	663	11.1	35	5
2	*Bowers (TE)	LV	57	580	10.2	57t	2
3t	Chase	CIN	55	717	13.0	70t	7
3t	*Nabers	NYG	55	557	10.1	39	3
5	Lamb	DAL	53	660	12.5	65t	4
6	Kelce (TE)	KC	52	435	8.4	38	1
7	Robinson	NYG	51	343	6.7	20	2
8t	Godwin	TB	50	576	11.5	55t	5
8t	Smith-Njigba	SEA	50	568	11.4	46	3
8t	D. London	ATL	50	552	11.0	31	6
11t	Jefferson	MIN	48	783	16.3	97t	5
11t	St. Brown	DET	48	464	9.7	35t	6
13	Diggs	HOU	47	496	10.6	49	3
14t	Flowers	BAL	46	654	14.2	53t	3
14t	Kamara (RB)	NO	46	367	8.0	57t	1
16	McBride (TE)	ARI	45	481	10.7	37	0
17	Otton (TE)	TB	44	421	9.6	29	4
18t	McLaurin	WAS	42	598	14.2	66	6
18t	Shakir	BUF	42	471	11.2	52	2
20	Mooney	ATL	41	588	14.3	41t	5
21	Kittle (TE)	SF	40	503	12.6	43	6
22t	Meyers	LV	39	430	11.0	33	2
22t	Henry (TE)	NE	39	414	10.6	35	1
24t	Downs	IND	38	411	10.8	69t	3
24t	Ferguson (TE)	DAL	38	334	8.8	27	0
24t	Robinson (RB)	ATL	38	303	8.0	29	1
27t	D. Moore	CHI	37	374	10.1	44	3
27t	Achane (RB)	MIA	37	302	8.2	39	3
29t	Reed	GB	36	620	17.2	70t	3
29t	Sutton	DEN	36	499	13.9	37	2
31t	*B. Thomas	JAX	35	595	17.0	85t	5
31t	Metcalf	SEA	35	568	16.2	71t	3
31t	Pickens	PIT	35	548	15.7	44	1
31t	D. Smith	PHI	35	473	13.5	46	4
31t	*McConkey	LAC	35	440	12.6	60t	4
31t	Hall (RB)	NYJ	35	327	9.3	57	1
31t	Douglas	NE	35	306	8.7	35t	1
38t	Lockett	SEA	34	456	13.4	37	2
38t	T. Hill	MIA	34	446	13.1	80t	1
38t	Kupp	LAR	34	302	8.9	27	2
41t	Jeudy	CLE	33	418	12.7	35	1
41t	Ertz (TE)	WAS	33	350	10.6	24	1
41t	Moore	CLE	33	249	7.5	22	0
44t	Collins	HOU	32	567	17.7	67t	3
44t	Slayton	NYG	32	469	14.7	43	1
44t	Olave	NO	32	400	12.5	39	1
44t	D. Adams	LV-NYJ	32	384	12.0	37t	2
44t	Kincaid (TE)	BUF	32	332	10.4	28	2
44t	McCloud	ATL	32	305	9.5	22	1
50	White (RB)	TB	31	252	8.1	32	3

# 2024 NATIONAL FOOTBALL LEAGUE

## NFL RECEIVING YARDAGE LEADERS

RANK	PLAYER	TEAM	YDS	REC	AVG	LONG	TD
1	Jefferson	MIN	783	48	16.3	97t	5
2	Chase	CIN	717	55	13.0	70t	7
3	Wilson	NYJ	663	60	11.1	35	5
4	Lamb	DAL	660	53	12.5	65t	4
5	Flowers	BAL	654	46	14.2	53t	3
6	Reed	GB	620	36	17.2	70t	3
7	McLaurin	WAS	598	42	14.2	66	6
8	*B. Thomas	JAX	595	35	17.0	85t	5
9	Mooney	ATL	588	41	14.3	41t	5
10	*Bowers (TE)	LV	580	57	10.2	57t	2
11	Godwin	TB	576	50	11.5	55t	5
12t	Metcalf	SEA	568	35	16.2	71t	3
12t	Smith-Njigba	SEA	568	50	11.4	46	3
14	Collins	HOU	567	32	17.7	67t	3
15	*Nabers	NYG	557	55	10.1	39	3
16	D. London	ATL	552	50	11.0	31	6
17	Pickens	PIT	548	35	15.7	44	1
18	Kittle (TE)	SF	503	40	12.6	43	6
19	Sutton	DEN	499	36	13.9	37	2
20	Diggs	HOU	496	47	10.6	49	3
21	McBride (TE)	ARI	481	45	10.7	37	0
22	D. Smith	PHI	473	35	13.5	46	4
23	Shakir	BUF	471	42	11.2	52	2
24	Slayton	NYG	469	32	14.7	43	1
25	St. Brown	DET	464	48	9.7	35t	6
26	Lockett	SEA	456	34	13.4	37	2
27	Bateman	BAL	447	25	17.9	59	3
28	T. Hill	MIA	446	34	13.1	80t	1
29	*Harrison	ARI	445	28	15.9	60t	5
30	A. Brown	PHI	444	23	19.3	67t	3
31	*McConkey	LAC	440	35	12.6	60t	4
32t	Kelce (TE)	KC	435	52	8.4	38	1
32t	Pierce	IND	435	19	22.9	65t	3
34t	Meyers	LV	430	39	11.0	33	2
34t	Pitts (TE)	ATL	430	30	14.3	52	3
36	Otton (TE)	TB	421	44	9.6	29	4
37	Jeady	CLE	418	33	12.7	35	1
38	*Coleman	BUF	417	22	19.0	57	3
39	Henry (TE)	NE	414	39	10.6	35	1
40t	Doubs	GB	412	30	13.7	39	2
40t	Lazard	NYJ	412	30	13.7	52t	5
42	Downs	IND	411	38	10.8	69t	3
43	Samuel	SF	406	24	16.9	76t	1
44	Jennings	SF	404	25	16.2	45	3
45	Olave	NO	400	32	12.5	39	1
46	Ridley	TEN	399	27	14.8	47	1
47	*Odonze	CHI	391	25	15.6	47	1
48	D. Adams	LV-NYJ	384	32	12.0	37t	2
49	Kirk	JAX	379	27	14.0	61	1
50	Kraft (TE)	GB	376	28	13.4	67	5

# 2024 NATIONAL FOOTBALL LEAGUE

## NFL THIRD-DOWN RECEIVING LEADERS

RANK	PLAYER	TEAM	REC	YDS	AVG	LONG	TD
1t	*Nabers	NYG	18	240	13.3	39	2
1t	Robinson	NYG	18	132	7.3	15	1
3	Godwin	TB	16	197	12.3	24	0
4	Wilson	NYJ	15	185	12.3	26t	2
5t	Pickens	PIT	14	197	14.1	37	0
5t	Kelce (TE)	KC	14	176	12.6	38	1
7t	Sutton	DEN	13	233	17.9	33	1
7t	Kittle (TE)	SF	13	160	12.3	41	4
7t	Dell	HOU	13	158	12.2	31	0
7t	Diggs	HOU	13	127	9.8	21	1
7t	Moore	CLE	13	117	9.0	22	0
12t	Mooney	ATL	12	153	12.8	30t	2
12t	Gesicki (TE)	CIN	12	150	12.5	47t	1
12t	Henry (TE)	NE	12	144	12.0	32	0
12t	Smith-Njigba	SEA	12	136	11.3	24	0
12t	*Bowers (TE)	LV	12	127	10.6	27	0
12t	Otton (TE)	TB	12	126	10.5	29	2
18t	McLaurin	WAS	11	239	21.7	66	2
18t	Shakir	BUF	11	192	17.5	52	1
18t	Collins	HOU	11	170	15.5	34	1
18t	Slayton	NYG	11	124	11.3	36	0
18t	D. London	ATL	11	117	10.6	18	3
18t	*McConkey	LAC	11	114	10.4	18	2
18t	St. Brown	DET	11	110	10.0	18	2
18t	M. Sanders (RB)	CAR	11	53	4.8	12	0
26t	Jefferson	MIN	10	156	15.6	41	2
26t	Chase	CIN	10	141	14.1	63t	1
26t	Downs	IND	10	121	12.1	25	1
26t	Douglas	NE	10	99	9.9	35t	1
26t	J. Smith (TE)	MIA	10	84	8.4	13	1
26t	Ferguson (TE)	DAL	10	72	7.2	24	0
32t	Johnston	LAC	9	163	18.1	66t	3
32t	Lazard	NYJ	9	150	16.7	36t	2
32t	Hill (RB)	BAL	9	120	13.3	24	0
32t	Waddle	MIA	9	115	12.8	21	0
32t	Higgins	CIN	9	113	12.6	25t	3
32t	Meyers	LV	9	99	11.0	21	0
32t	Tucker	LV	9	73	8.1	14	0
39t	Lockett	SEA	8	136	17.0	37	1
39t	Reed	GB	8	123	15.4	70t	2
39t	Palmer	LAC	8	117	14.6	28t	1
39t	Ogunbowale (RB)	HOU	8	115	14.4	31	0
39t	Tillman	CLE	8	108	13.5	25	1
39t	Kirk	JAX	8	106	13.3	30	1
39t	McCloud	ATL	8	93	11.6	22	0
39t	Freiermuth (TE)	PIT	8	90	11.3	21	1
39t	Lamb	DAL	8	90	11.3	27	0
39t	Jennings	SF	8	86	10.8	31t	2
39t	Williams (RB)	DEN	8	82	10.3	34	0
39t	Ertz (TE)	WAS	8	80	10.0	21	0
39t	Dortch	ARI	8	75	9.4	14	0
39t	Parkinson (TE)	LAR	8	74	9.3	15	0
39t	Kmet (TE)	CHI	8	70	8.8	25	0
39t	White (RB)	TB	8	70	8.8	22	0
39t	Pitts (TE)	ATL	8	64	8.0	11	0



# 2024 NATIONAL FOOTBALL LEAGUE

## NFL LEADING SCORERS (NON-KICKING)

RANK	PLAYER	TEAM	POS	TOUCHDOWNS				X2	PTS
				TOTAL	RUSH	REC	RET		
1	Henry	BAL	RB	13	11	2	0	0	78
2	K. Williams	LAR	RB	10	8	2	0	0	60
3	Barkley	PHI	RB	8	6	2	0	2	52
4t	Cook	BUF	RB	8	7	1	0	0	48
4t	Gibbs	DET	RB	8	7	1	0	0	48
4t	Hurts	PHI	QB	8	8	0	0	0	48
7	Stevenson	NE	RB	7	6	1	0	1	44
8t	Chase	CIN	WR	7	0	7	0	0	42
8t	Kamara	NO	RB	7	6	1	0	0	42
8t	Mixon	HOU	RB	7	6	1	0	0	42
8t	Montgomery	DET	RB	7	7	0	0	0	42
8t	Walker	SEA	RB	7	6	1	0	0	42
13	C. Brown	CIN	RB	6	4	2	0	1	38
14t	Dobbins	LAC	RB	6	6	0	0	0	36
14t	Evans	TB	WR	6	0	6	0	0	36
14t	Hubbard	CAR	RB	6	5	1	0	0	36
14t	Kittle	SF	TE	6	0	6	0	0	36
14t	D. London	ATL	WR	6	0	6	0	0	36
14t	McLaurin	WAS	WR	6	0	6	0	0	36
14t	Robinson	WAS	RB	6	6	0	0	0	36
14t	St. Brown	DET	WR	6	0	6	0	0	36
22	*B. Thomas	JAX	WR	5	0	5	0	2	34
23t	Kraft	GB	TE	5	0	5	0	1	32
23t	Wilson	NYJ	WR	5	0	5	0	1	32
25t	Achane	MIA	RB	5	2	3	0	0	30
25t	Charbonnet	SEA	RB	5	4	1	0	0	30
25t	Fields	PIT	QB	5	5	0	0	0	30
25t	Godwin	TB	WR	5	0	5	0	0	30
25t	*Harrison	ARI	WR	5	0	5	0	0	30
25t	Hunt	KC	RB	5	5	0	0	0	30
25t	Jefferson	MIN	WR	5	0	5	0	0	30
25t	Lazard	NYJ	WR	5	0	5	0	0	30
25t	Mooney	ATL	WR	5	0	5	0	0	30
25t	*Nix	DEN	QB	5	4	1	0	0	30
25t	Robinson	ATL	RB	5	4	1	0	0	30
25t	Robinson	LAR	WR	5	0	5	0	0	30
25t	Taylor	IND	RB	5	5	0	0	0	30
25t	*Worthy	KC	WR	5	2	3	0	0	30
39	Conner	ARI	RB	4	4	0	0	2	28
40t	Lamb	DAL	WR	4	0	4	0	1	26
40t	Mattison	LV	RB	4	3	1	0	1	26
40t	Swift	CHI	RB	4	4	0	0	1	26
43t	Andrews	BAL	TE	4	0	4	0	0	24
43t	Bigsby	JAX	RB	4	4	0	0	0	24
43t	*Daniels	WAS	QB	4	4	0	0	0	24
43t	Diggs	HOU	WR	4	1	3	0	0	24

# 2024 NATIONAL FOOTBALL LEAGUE

## NFL LEADING SCORERS (NON-KICKING)

RANK	PLAYER	TEAM	POS	TOUCHDOWNS				X2	PTS
				TOTAL	RUSH	REC	RET		
43t	Hall	NYJ	RB	4	3	1	0	0	24
43t	Iosivas	CIN	WR	4	0	4	0	0	24
43t	Jacobs	GB	RB	4	3	1	0	0	24
43t	R. Johnson	CHI	RB	4	4	0	0	0	24
43t	Johnston	LAC	WR	4	0	4	0	0	24
43t	*Legette	CAR	WR	4	0	4	0	0	24
43t	*McConkey	LAC	WR	4	0	4	0	0	24
43t	Nailor	MIN	WR	4	0	4	0	0	24
43t	Otton	TB	TE	4	0	4	0	0	24
43t	Reed	GB	WR	4	1	3	0	0	24
43t	Shaheed	NO	WR	4	0	3	1	0	24
43t	D. Smith	PHI	WR	4	0	4	0	0	24
43t	Westbrook-Ikhine	TEN	WR	4	0	4	0	0	24
43t	White	TB	RB	4	1	3	0	0	24
43t	Wicks	GB	WR	4	0	4	0	0	24



# 2024 NATIONAL FOOTBALL LEAGUE

## NFL LEADING SCORERS (KICKING)

RANK	PLAYER	TEAM	PAT	FG	FG%	LONG	PTS
1	Seibert	WAS	22/22	25/27	92.6%	55	97
2	Boswell	PIT	16/16	23/24	95.8%	57	85
3	Fairbairn	HOU	18/18	21/25	84.0%	59	81
4	Tucker	BAL	34/34	15/19	78.9%	56	79
5	Aubrey	DAL	13/13	20/22	90.9%	65	73
6	Bass	BUF	27/30	15/18	83.3%	61	72
7	Lutz	DEN	17/17	18/19	94.7%	52	71
8t	Koo	ATL	21/21	16/20	80.0%	58	69
8t	McLaughlin	TB	27/28	14/15	93.3%	56	69
10	Grupe	NO	19/21	16/17	94.1%	57	67
11	Bates	DET	30/31	12/12	100.0%	51	66
12t	Butker	KC	20/21	15/17	88.2%	53	65
12t	*Reichard	MIN	23/23	14/16	87.5%	58	65
14	McPherson	CIN	25/26	13/17	76.5%	56	64
15	Dicker	LAC	12/15	17/19	89.5%	59	63
16	Carlson	LV	14/14	16/18	88.9%	54	62
17	Gay	IND	17/17	14/17	82.4%	54	59
18	Myers	SEA	22/23	12/15	80.0%	59	58
19	*C. Little	JAX	18/18	13/14	92.9%	53	57
20t	Hopkins	CLE	10/12	14/18	77.8%	56	52
20t	*Narveson	GB	16/16	12/17	70.6%	47	52
20t	Sanders	MIA	10/10	14/18	77.8%	56	52
23	Moody	SF	12/12	13/14	92.9%	53	51
24t	Elliott	PHI	19/19	10/13	76.9%	49	49
24t	Slye	NE	13/13	12/15	80.0%	63	49
26t	Folk	TEN	15/15	11/11	100.0%	53	48
26t	*Karty	LAR	15/17	11/13	84.6%	52	48
26t	Santos	CHI	15/16	11/13	84.6%	54	48
29t	Joseph	DET-NYG	6/6	13/16	81.3%	52	45
29t	Pineiro	CAR	15/15	10/11	90.9%	48	45
31	Zuerlein	NYJ	13/14	9/15	60.0%	40	40
32	Ryland	ARI	9/9	10/11	90.9%	57	39
33	Prater	ARI	10/10	6/6	100.0%	57	28
34	McManus	GB	6/6	6/7	85.7%	45	24
35	Carlson	SF	3/4	5/5	100.0%	55	18
36	Wright	SF	3/3	3/3	100.0%	41	12
37	Gano	NYG	0/0	2/2	100.0%	50	6
38	*McAtamney	NYG	1/1	1/1	100.0%	31	4
39t	Patterson	NYJ	3/3	0/0	---	---	3
39t	*Shrader	IND-NYJ	3/3	0/0	---	---	3
39t	Wishnowsky	SF	0/0	1/1	100.0%	26	3
42	York	WAS	2/2	0/2	0.0%	---	2
43	Gillan	NYG	0/1	0/0	---	---	0

# 2024 NATIONAL FOOTBALL LEAGUE

---

# 2024 NATIONAL FOOTBALL LEAGUE

## NFL TOUCHBACKS ON KICKOFFS

RANK	PLAYER	TEAM	TB
1t	Bass	BUF	43
1t	Tucker	BAL	43
3	McPherson	CIN	41
4t	Bates	DET	40
4t	Reichard	MIN	40
6	C. Little	JAX	37
7	Butker	KC	35
8t	Evans	LAR	33
8t	Mann	PHI	33
10	Gay	IND	32
11	Boswell	PIT	31
12	Dicker	LAC	29
13	Zuerlein	NYJ	28
14	Lutz	DEN	27
15	Slye	NE	26
16t	Folk	TEN	25
16t	Gill	TB	25
16t	Myers	SEA	25
19t	Fairbairn	HOU	24
19t	Pinion	ATL	24
19t	Sanders	MIA	24
22t	Joseph	DET-NYG	23
22t	Moody	SF	23
24	Carlson	LV	22
25	Santos	CHI	21
26	Ryland	ARI	20
27	Hopkins	CLE	19
28t	Aubrey	DAL	18
28t	Camarda	TB	18
30t	Narveson	GB	17
30t	Prater	ARI	17
32	Pineiro	CAR	15
33	Seibert	WAS	14
34	Grupe	NO	12
35	McManus	GB	8
36t	Karty	LAR	5
36t	Koo	ATL	5
36t	Shrader	IND-NYJ	5
39	McAtamney	NYG	4
40	Gano	NYG	3
41t	Carlson	SF	2
41t	Gillan	NYG	2
43t	Elliott	PHI	1
43t	Wright	SF	1
43t	York	WAS	1



# 2024 NATIONAL FOOTBALL LEAGUE

## NFL MOST YARDS FROM SCRIMMAGE

RANK	PLAYER	TEAM	POS	TOTAL			RUSHING			RECEIVING		
				YDS	PLAYS	AVG	YDS	ATT	AVG	YDS	ATT	AVG
1	Henry	BAL	RB	1145	177	6.5	1052	168	6.3	93	9	10.3
2	Barkley	PHI	RB	1071	177	6.1	925	157	5.9	146	20	7.3
3	Kamara	NO	RB	1027	196	5.2	660	150	4.4	367	46	8.0
4	Robinson	ATL	RB	935	173	5.4	632	135	4.7	303	38	8.0
5	Jacobs	GB	RB	890	177	5.0	762	158	4.8	128	19	6.7
6	Conner	ARI	RB	831	166	5.0	664	147	4.5	167	19	8.8
7	Hall	NYJ	RB	829	161	5.1	502	126	4.0	327	35	9.3
8	Gibbs	DET	RB	821	123	6.7	656	103	6.4	165	20	8.3
9	A. Jones	MIN	RB	810	151	5.4	565	125	4.5	245	26	9.4
10	Jefferson	MIN	WR	786	49	16.0	3	1	3.0	783	48	16.3
11	Hubbard	CAR	RB	773	159	4.9	665	133	5.0	108	26	4.2
12	Mason	SF	RB	771	144	5.4	685	134	5.1	86	10	8.6
13	Pollard	TEN	RB	757	166	4.6	622	142	4.4	135	24	5.6
14	Harris	PIT	RB	744	153	4.9	592	136	4.4	152	17	8.9
15	Reed	GB	WR	730	47	15.5	110	11	10.0	620	36	17.2
16	Swift	CHI	RB	729	150	4.9	505	125	4.0	224	25	9.0
17	Chase	CIN	WR	728	56	13.0	11	1	11.0	717	55	13.0
18	Dobbins	LAC	RB	727	147	4.9	620	126	4.9	107	21	5.1
19	Mixon	HOU	RB	724	140	5.2	609	126	4.8	115	14	8.2
20	Achane	MIA	RB	722	130	5.6	420	93	4.5	302	37	8.2
21	K. Williams	LAR	RB	718	181	4.0	602	161	3.7	116	20	5.8
22	Lamb	DAL	WR	712	63	11.3	52	10	5.2	660	53	12.5
23	Flowers	BAL	WR	701	52	13.5	47	6	7.8	654	46	14.2
24	Wilson	NYJ	WR	668	61	11.0	5	1	5.0	663	60	11.1
25	Cook	BUF	RB	666	128	5.2	496	109	4.6	170	19	8.9
26	Montgomery	DET	RB	649	127	5.1	488	110	4.4	161	17	9.5
27	Walker	SEA	RB	615	129	4.8	398	99	4.0	217	30	7.2
28	*B. Thomas	JAX	WR	610	38	16.1	15	3	5.0	595	35	17.0
29	Williams	DEN	RB	603	131	4.6	387	102	3.8	216	29	7.4
30	Taylor	IND	RB	602	115	5.2	502	105	4.8	100	10	10.0
31	McLaurin	WAS	WR	600	44	13.6	2	2	1.0	598	42	14.2
32	*Irving	TB	RB	593	106	5.6	419	83	5.0	174	23	7.6
33	*Bowers	LV	TE	592	58	10.2	12	1	12.0	580	57	10.2
34	Mooney	ATL	WR	588	41	14.3	0	0	---	588	41	14.3
35	Godwin	TB	WR	578	51	11.3	2	1	2.0	576	50	11.5
36	C. Brown	CIN	RB	577	126	4.6	479	105	4.6	98	21	4.7
37t	Metcalf	SEA	WR	568	35	16.2	0	0	---	568	35	16.2
37t	Smith-Njigba	SEA	WR	568	50	11.4	0	0	---	568	50	11.4
39	Collins	HOU	WR	567	32	17.7	0	0	---	567	32	17.7
40	*Tracy	NYG	RB	558	106	5.3	442	89	5.0	116	17	6.8
41	*Nabers	NYG	WR	557	58	9.6	0	3	0.0	557	55	10.1
42	D. London	ATL	WR	552	50	11.0	0	0	---	552	50	11.0
43	Bigsby	JAX	RB	551	96	5.7	515	93	5.5	36	3	12.0
44	Robinson	WAS	RB	540	110	4.9	461	101	4.6	79	9	8.8
45	Pickens	PIT	WR	538	36	14.9	-10	1	-10.0	548	35	15.7
46	Stevenson	NE	RB	537	137	3.9	438	114	3.8	99	23	4.3
47	Ekeler	WAS	RB	530	72	7.4	282	50	5.6	248	22	11.3
48	White	TB	RB	527	101	5.2	275	70	3.9	252	31	8.1
49	L. Jackson	BAL	QB	505	84	6.0	505	84	6.0	0	0	---
50	Diggs	HOU	WR	504	50	10.1	8	3	2.7	496	47	10.6





# 2024 NATIONAL FOOTBALL LEAGUE

## NFL LEADERS IN FIRST DOWNS

RANK	PLAYER	TEAM	POS	TOTAL	RUSH	REC
1	Kamara	NO	RB	51	39	12
2	Henry	BAL	RB	50	45	5
3	Conner	ARI	RB	48	43	5
4	K. Williams	LAR	RB	47	43	4
5	Robinson	ATL	RB	46	31	15
6	Barkley	PHI	RB	43	35	8
7	Jacobs	GB	RB	41	34	7
8	Hubbard	CAR	RB	39	33	6
9	Gibbs	DET	RB	38	28	10
10t	Cook	BUF	RB	36	27	9
10t	Dobbins	LAC	RB	36	31	5
10t	Hurts	PHI	QB	36	36	0
10t	A. Jones	MIN	RB	36	25	11
10t	Mason	SF	RB	36	30	6
10t	Montgomery	DET	RB	36	31	5
10t	Wilson	NYJ	WR	36	1	35
17	Mixon	HOU	RB	35	29	6
18t	Chase	CIN	WR	34	1	33
18t	Pollard	TEN	RB	34	29	5
18t	Taylor	IND	RB	34	28	6
21t	Achane	MIA	RB	33	18	15
21t	Godwin	TB	WR	33	1	32
21t	Jefferson	MIN	WR	33	0	33
21t	Walker	SEA	RB	33	18	15
25t	Diggs	HOU	WR	32	1	31
25t	Hall	NYJ	RB	32	22	10
25t	Harris	PIT	RB	32	26	6
25t	*Nabers	NYG	WR	32	1	31
29t	Flowers	BAL	WR	31	1	30
29t	McLaurin	WAS	WR	31	0	31
31t	Lamb	DAL	WR	30	3	27
31t	D. London	ATL	WR	30	0	30
31t	Mooney	ATL	WR	30	0	30
31t	St. Brown	DET	WR	30	0	30
35t	*Bowers	LV	TE	29	1	28
35t	*Daniels	WAS	QB	29	29	0
35t	Robinson	WAS	RB	29	27	2
35t	Swift	CHI	RB	29	22	7
35t	Williams	DEN	RB	29	21	8
40t	Dowdle	DAL	RB	28	19	9
40t	*Irving	TB	RB	28	22	6
40t	Lockett	SEA	WR	28	0	28
40t	Mattison	LV	RB	28	19	9
40t	*Nix	DEN	QB	28	27	1
45t	C. Brown	CIN	RB	27	20	7
45t	Collins	HOU	WR	27	0	27
45t	Hunt	KC	RB	27	22	5
45t	Smith-Njigba	SEA	WR	27	0	27
45t	Stevenson	NE	RB	27	23	4
50t	Allgeier	ATL	RB	26	24	2
50t	L. Jackson	BAL	QB	26	26	0
50t	Slayton	NYG	WR	26	1	25
50t	*B. Thomas	JAX	WR	26	1	25







# 2024 NATIONAL FOOTBALL LEAGUE

## NFL PUNTING YARDS LEADERS

RANK	PLAYER	TEAM	POS	PUNTS	YARDS	LONG	AVG	TB	BLK	DWN	OB	RETURNS		IN20	NET AVG
												TOT	YDS		
1	Cole	LV	P	36	1921	70	53.4	5	1	3	6	14	181	15	44.3
2	Fox	DET	P	27	1408	68	52.1	4	0	4	1	10	48	13	47.4
3	Bojorquez	CLE	P	50	2600	84	52.0	3	0	7	6	23	344	23	43.9
4	Mann	PHI	P	25	1282	70	51.3	3	1	2	3	14	99	7	43.2
5	*Rehkow	CIN	P	31	1586	80	51.2	4	0	3	1	16	124	15	44.6
6	Cooke	JAX	P	34	1730	73	50.9	2	0	0	7	14	130	17	45.9
7	Stonehouse	TEN	P	39	1974	75	50.6	3	2	2	1	27	523	9	33.9
8	Baringer	NE	P	45	2256	69	50.1	4	0	4	2	24	319	21	41.3
9	Araiza	KC	P	22	1100	67	50.0	3	0	4	0	9	80	10	43.6
10	Anger	DAL	P	24	1192	62	49.7	1	0	2	1	12	156	9	42.3
11	Dickson	SEA	P	40	1978	68	49.5	4	0	1	4	20	190	14	42.7
12	Sanchez	IND	P	40	1977	65	49.4	4	0	2	3	14	167	19	43.3
13	Gillikin	ARI	P	29	1432	63	49.4	1	0	5	2	14	160	13	43.2
14	*T. Taylor	CHI	P	37	1818	68	49.1	2	0	3	5	19	218	16	42.2
15	Scott	LAC	P	42	2037	67	48.5	3	0	3	6	18	165	15	43.1
16	Morstead	NYJ	P	40	1919	75	48.0	5	0	3	2	19	157	13	41.6
17	Whelan	GB	P	31	1478	74	47.7	2	0	3	4	11	77	13	43.9
18	Martin	BUF	P	32	1525	65	47.7	4	0	2	5	14	121	14	41.4
19	Pinion	ATL	P	25	1186	65	47.4	1	0	2	1	15	183	6	39.3
20	Haack	NYG	P	21	988	66	47.0	1	0	0	2	9	139	9	39.5
21	Bailey	MIA	P	27	1264	59	46.8	2	1	3	8	10	119	12	39.5
22	Waitman	PIT	P	29	1357	58	46.8	4	0	2	2	11	35	14	42.8
23	Dixon	DEN	P	43	2009	65	46.7	3	0	6	3	15	118	20	42.6
24	R. Wright	MIN	P	28	1301	61	46.5	3	0	3	3	12	76	15	41.6
25	Stout	BAL	P	26	1208	67	46.5	2	0	3	3	12	106	11	40.8
26	Evans	LAR	P	23	1068	67	46.4	1	0	4	4	9	86	12	41.8
27	Townsend	HOU	P	41	1887	66	46.0	2	1	8	5	12	59	22	42.6
28	Wishnowsky	SF	P	21	959	58	45.7	0	1	6	0	9	160	10	36.3
29	Hekker	CAR	P	40	1822	65	45.6	2	0	8	2	14	135	13	41.2
30	*Hayball	NO	P	39	1742	59	44.7	3	0	4	4	15	115	20	40.2

# 2024 NATIONAL FOOTBALL LEAGUE

## NFL NET PUNTING YARDS LEADERS

RANK	PLAYER	TEAM	POS	PUNTS	YARDS	LONG	AVG	TB	BLK	DWN	OB	RETURNS		IN20	NET AVG
												TOT	YDS		
1	Fox	DET	P	27	1408	68	52.1	4	0	4	1	10	48	13	47.4
2	Cooke	JAX	P	34	1730	73	50.9	2	0	0	7	14	130	17	45.9
3	*Rehkov	CIN	P	31	1586	80	51.2	4	0	3	1	16	124	15	44.6
4	Cole	LV	P	36	1921	70	53.4	5	1	3	6	14	181	15	44.3
5	Bojorquez	CLE	P	50	2600	84	52.0	3	0	7	6	23	344	23	43.9
6	Whelan	GB	P	31	1478	74	47.7	2	0	3	4	11	77	13	43.9
7	Araiza	KC	P	22	1100	67	50.0	3	0	4	0	9	80	10	43.6
8	Sanchez	IND	P	40	1977	65	49.4	4	0	2	3	14	167	19	43.3
9	Mann	PHI	P	25	1282	70	51.3	3	1	2	3	14	99	7	43.2
10	Gillikin	ARI	P	29	1432	63	49.4	1	0	5	2	14	160	13	43.2
11	Scott	LAC	P	42	2037	67	48.5	3	0	3	6	18	165	15	43.1
12	Waitman	PIT	P	29	1357	58	46.8	4	0	2	2	11	35	14	42.8
13	Dickson	SEA	P	40	1978	68	49.5	4	0	1	4	20	190	14	42.7
14	Dixon	DEN	P	43	2009	65	46.7	3	0	6	3	15	118	20	42.6
15	Townsend	HOU	P	41	1887	66	46.0	2	1	8	5	12	59	22	42.6
16	Anger	DAL	P	24	1192	62	49.7	1	0	2	1	12	156	9	42.3
17	*T. Taylor	CHI	P	37	1818	68	49.1	2	0	3	5	19	218	16	42.2
18	Evans	LAR	P	23	1068	67	46.4	1	0	4	4	9	86	12	41.8
19	R. Wright	MIN	P	28	1301	61	46.5	3	0	3	3	12	76	15	41.6
20	Morstead	NYJ	P	40	1919	75	48.0	5	0	3	2	19	157	13	41.6
21	Martin	BUF	P	32	1525	65	47.7	4	0	2	5	14	121	14	41.4
22	Baringer	NE	P	45	2256	69	50.1	4	0	4	2	24	319	21	41.3
23	Hekker	CAR	P	40	1822	65	45.6	2	0	8	2	14	135	13	41.2
24	Stout	BAL	P	26	1208	67	46.5	2	0	3	3	12	106	11	40.8
25	*Hayball	NO	P	39	1742	59	44.7	3	0	4	4	15	115	20	40.2
26	Haack	NYG	P	21	988	66	47.0	1	0	0	2	9	139	9	39.5
27	Bailey	MIA	P	27	1264	59	46.8	2	1	3	8	10	119	12	39.5
28	Pinion	ATL	P	25	1186	65	47.4	1	0	2	1	15	183	6	39.3
29	Wishnowsky	SF	P	21	959	58	45.7	0	1	6	0	9	160	10	36.3
30	Stonehouse	TEN	P	39	1974	75	50.6	3	2	2	1	27	523	9	33.9

# 2024 NATIONAL FOOTBALL LEAGUE

---



# 2024 NATIONAL FOOTBALL LEAGUE

---

## NFL PUNT RETURN LEADERS

RANK	PLAYER	TEAM	POS	RET	FC	YDS	AVG	LONG	TD
1	Raymond	DET	WR	19	6	315	16.6	90t	1
2	M. Jones	NE	CB	17	4	266	15.6	62	0
3	Austin	PIT	WR	16	11	206	12.9	73t	1
4	Hardman	KC	WR	13	7	163	12.5	55	0
5	*Codrington	BUF	DB	15	5	179	11.9	29	0
6	Mims	DEN	WR	17	13	194	11.4	38	0
7	Darden	CLE	WR	20	3	226	11.3	28	0
8	Downs	IND	WR	11	4	120	10.9	23	0
9	Blackshear	CAR	RB	12	2	118	9.8	16	0
10	Gipson	NYJ	WR	22	11	211	9.6	40	0
11	Proche	CLE	WR	13	1	119	9.2	17	0
12	Carter	CHI	WR	14	7	115	8.2	20	0
13	*Jackson	TEN	WR	22	3	179	8.1	18	0
14	*De. Williams	SEA	CB	13	15	96	7.4	23	0
15	Jones	CIN	WR	14	5	99	7.1	23	0
16	*Cowing	SF	WR	11	5	76	6.9	16	0
17	Powell	MIN	WR	11	4	72	6.5	15	0
18	Smith-Marsette	NYG	WR	15	8	97	6.5	22	0
19	Sims	HOU	WR	13	7	56	4.3	19	0

# 2024 NATIONAL FOOTBALL LEAGUE

---

## NFL KICKOFF RETURN LEADERS

RANK	PLAYER	TEAM	POS	RET	YDS	AVG	LONG	TD
1	Turpin	DAL	WR	13	444	34.2	79	0
2	Shenault	SEA	WR	14	449	32.1	97t	1
3	Dallas	ARI	RB	13	399	30.7	96t	1
4	*Jackson	TEN	WR	14	372	26.6	34	0
5	Gray	NYG	RB	16	404	25.3	31	0
6	Blackshear	CAR	RB	25	628	25.1	43	0
7	McCloud	ATL	WR	11	273	24.8	32	0
8	Strong	CLE	RB	11	255	23.2	27	0

# 2024 NATIONAL FOOTBALL LEAGUE

---

# 2024 NATIONAL FOOTBALL LEAGUE

## NFL INTERCEPTION LEADERS

RANK	PLAYER	TEAM	POS	INT	YARDS	AVG	LONG	TD
1t	K. Joseph	DET	SAF	6	60	10.0	33	1
1t	McKinney	GB	SAF	6	63	10.5	28	0
3t	Branch	DET	SAF	4	48	12.0	47	0
3t	Humphrey	BAL	CB	4	0	0.0	0	0
3t	*McCullough	LAR	DB	4	6	1.5	4t	1
6t	Adebo	NO	CB	3	68	22.7	47	0
6t	*Bishop	PIT	CB	3	46	15.3	41	0
6t	*Bullock	HOU	SAF	3	28	9.3	28	0
6t	Hooker	TEN	SAF	3	49	16.3	30	0
6t	Jackson	PIT	CB	3	75	25.0	49	0
6t	Molden	LAC	CB	3	28	9.3	25	0
6t	B. Murphy	MIN	CB	3	0	0.0	0	0
6t	Surtain	DEN	CB	3	128	42.7	100t	1
14t	Alexander	GB	CB	2	52	26.0	35t	1
14t	Bates	ATL	SS	2	0	0.0	0	0
14t	Blankenship	PHI	SAF	2	1	0.5	1	0
14t	Bynum	MIN	SS	2	3	1.5	3	0
14t	Cross	IND	SAF	2	20	10.0	20	0
14t	Echols	NYJ	CB	2	0	0.0	0	0
14t	Grugier-Hill	MIN	OLB	2	5	2.5	5	0
14t	Hamlin	BUF	SS	2	19	9.5	19	0
14t	Ingram	BUF	DB	2	56	28.0	31t	1
14t	J. Johnson	CHI	CB	2	11	5.5	9	0
14t	Jones	IND	DB	2	5	2.5	5	0
14t	*Kinchens	LAR	SAF	2	103	51.5	103t	1
14t	Lenoir	SF	CB	2	33	16.5	33	0
14t	Love	SEA	FS	2	26	13.0	26	0
14t	Mathieu	NO	FS	2	23	11.5	23	0
14t	McCullum	TB	CB	2	4	2.0	4	0
14t	Moehrig	LV	SAF	2	28	14.0	16	0
14t	Terrell	ATL	CB	2	1	0.5	1	0
14t	Van Ginkel	MIN	OLB	2	73	36.5	63t	2
14t	Warner	SF	MLB	2	70	35.0	45t	1
14t	Woolen	SEA	CB	2	4	2.0	4	0
35t	Abram	NO	DB	1	30	30.0	30	0
35t	Andersen	ATL	LB	1	47	47.0	47t	1
35t	Baun	PHI	LB	1	0	0.0	0	0
35t	Bell	CIN	SS	1	32	32.0	32	0
35t	Benford	BUF	CB	1	6	6.0	6	0
35t	Bernard	BUF	LB	1	1	1.0	1	0
35t	Blackmon	IND	SAF	1	0	0.0	0	0
35t	Blackwell	CHI	CB	1	10	10.0	10	0
35t	Bosa	SF	DE	1	30	30.0	30	0
35t	Brisker	CHI	SAF	1	0	0.0	0	0
35t	J. Brown	SF	SAF	1	0	0.0	0	0
35t	Bryant	SEA	CB	1	9	9.0	9	0
35t	Byard	CHI	FS	1	0	0.0	0	0
35t	Cisco	JAX	FS	1	22	22.0	22	0
35t	Conner	KC	DB	1	3	3.0	3	0
35t	Cook	KC	FS	1	0	0.0	0	0
35t	David	TB	OLB	1	7	7.0	7	0
35t	Davis	SF	DT	1	2	2.0	2	0
35t	Davis-Gaither	CIN	LB	1	12	12.0	12	0
35t	Dean	PHI	LB	1	0	0.0	0	0
35t	Diggs	DAL	CB	1	1	1.0	1	0

# 2024 NATIONAL FOOTBALL LEAGUE

## NFL INTERCEPTION LEADERS

RANK	PLAYER	TEAM	POS	INT	YARDS	AVG	LONG	TD
35t	Dupree	LAC	OLB	1	0	0.0	0	0
35t	Durant	LAR	CB	1	0	0.0	0	0
35t	Edmunds	CHI	MLB	1	0	0.0	0	0
35t	D. Elliott	PIT	DB	1	0	0.0	0	0
35t	Flannigan-Fowles	SF	LB	1	0	0.0	0	0
35t	Forbes	WAS	CB	1	19	19.0	19	0
35t	Ford	LAC	DT	1	3	3.0	3	0
35t	Fowler	WAS	LB	1	67	67.0	67t	1
35t	Franklin	IND	OLB	1	0	0.0	0	0
35t	Fulton	LAC	CB	1	29	29.0	29	0
35t	Gardeck	ARI	LB	1	10	10.0	10	0
35t	Gardner-Johnson	PHI	SAF	1	0	0.0	0	0
35t	Gilman	LAC	SAF	1	18	18.0	18	0
35t	Gilmore	MIN	CB	1	0	0.0	0	0
35t	Gonzalez	NE	CB	1	2	2.0	2	0
35t	*Green	SF	CB	1	20	20.0	20	0
35t	Griffin	MIN	CB	1	28	28.0	28	0
35t	Harris	NO	DB	1	7	7.0	7	0
35t	Hewitt	HOU	LB	1	45	45.0	45	0
35t	*Hicks	KC	SAF	1	0	0.0	0	0
35t	Hobbs	LV	CB	1	35	35.0	35	0
35t	Horn	CAR	CB	1	0	0.0	0	0
35t	Howden	NO	SAF	1	-5	-5.0	-5	0
35t	Hubbard	CIN	DE	1	0	0.0	0	0
35t	Izien	TB	DB	1	17	17.0	17	0
35t	M. Jackson	CAR	CB	1	1	1.0	1	0
35t	Jean-Charles	NO	CB	1	0	0.0	0	0
35t	Jobe	SEA	CB	1	33	33.0	33	0
35t	A. Johnson	BUF	NT	1	5	5.0	5	0
35t	J. Johnson	LAR	SS	1	0	0.0	0	0
35t	Ta. Johnson	BUF	CB	1	0	0.0	0	0
35t	B. Jones	DEN	SAF	1	37	37.0	37	0
35t	Jones	LV	CB	1	29	29.0	29t	1
35t	*J. Jones	JAX	CB	1	0	0.0	0	0
35t	M. Jones	NE	CB	1	35	35.0	35	0
35t	Jordan	NO	DE	1	0	0.0	0	0
35t	Kazee	PIT	SS	1	5	5.0	5	0
35t	Kendricks	DAL	MLB	1	8	8.0	8	0
35t	Kohou	MIA	CB	1	2	2.0	2	0
35t	*Lassiter	HOU	CB	1	9	9.0	9	0
35t	McMillian	DEN	CB	1	0	0.0	0	0
35t	Metellus	MIN	SAF	1	12	12.0	12	0
35t	Moss	DEN	CB	1	0	0.0	0	0
35t	*Muasau	NYG	LB	1	1	1.0	1	0
35t	Murphy-Bunting	ARI	CB	1	0	0.0	0	0
35t	Murray	HOU	SS	1	0	0.0	0	0
35t	*Mustapha	SF	SAF	1	1	1.0	1	0
35t	Nowaske	DET	LB	1	8	8.0	8	0
35t	Ogbah	MIA	OLB	1	0	0.0	0	0
35t	Oruwariye	DAL	CB	1	0	0.0	0	0
35t	Owusu-Koramoah	CLE	LB	1	0	0.0	0	0
35t	Peppers	NE	FS	1	0	0.0	0	0
35t	Phillips	ATL	CB	1	45	45.0	45	0
35t	Pitre	HOU	SAF	1	10	10.0	10	0
35t	Porter	PIT	CB	1	16	16.0	16	0

# 2024 NATIONAL FOOTBALL LEAGUE

## NFL INTERCEPTION LEADERS

RANK	PLAYER	TEAM	POS	INT	YARDS	AVG	LONG	TD
35t	Pratt	CIN	LB	1	24	24.0	24	0
35t	Ramsey	MIA	CB	1	0	0.0	0	0
35t	Reid	KC	SS	1	8	8.0	8	0
35t	*Roland-Wallace	KC	CB	1	0	0.0	0	0
35t	*Sainristil	WAS	CB	1	38	38.0	38	0
35t	Saunders	NO	DT	1	37	37.0	37	0
35t	Sieler	MIA	DE	1	0	0.0	0	0
35t	Simmons	ATL	FS	1	0	0.0	0	0
35t	Singleton	DEN	LB	1	21	21.0	21	0
35t	Smith	MIN	FS	1	0	0.0	0	0
35t	Smith	BAL	ILB	1	0	0.0	0	0
35t	*Smith	TB	DB	1	0	0.0	0	0
35t	Spillane	LV	LB	1	0	0.0	0	0
35t	Stevenson	CHI	CB	1	43	43.0	43t	1
35t	*Still	LAC	DB	1	1	1.0	1	0
35t	Stingley	HOU	CB	1	0	0.0	0	0
35t	Stone	CIN	SAF	1	49	49.0	49	0
35t	Tart	LAC	DT	1	4	4.0	4	0
35t	Tavai	NE	OLB	1	0	0.0	0	0
35t	Taylor-Britt	CIN	CB	1	0	0.0	0	0
35t	Trice	PIT	CB	1	0	0.0	0	0
35t	A. Washington	BAL	SAF	1	1	1.0	1	0
35t	White	ARI	OLB	1	0	0.0	0	0
35t	*Williams	GB	SAF	1	1	1.0	1	0
35t	G. Williams	ARI	CB	1	0	0.0	0	0
35t	Wilson	DAL	DB	1	0	0.0	0	0
35t	Er. Wilson	GB	LB	1	0	0.0	0	0
35t	Ma. Wilson	ARI	LB	1	0	0.0	0	0
35t	Woods	CAR	FS	1	33	33.0	33	0



# 2024 NATIONAL FOOTBALL LEAGUE

## NFL SACK LEADERS

RANK	PLAYER	TEAM	POS	SACKS
1	Hendrickson	CIN	DE	11.0
2	Lawrence	NYG	DT	9.0
3	McDonald	NYJ	DE	8.0
4t	Anderson	HOU	DE	7.5
4t	Hutchinson	DET	DE	7.5
6t	Garrett	CLE	DE	7.0
6t	Greenard	MIN	LB	7.0
6t	Van Noy	BAL	MLB	7.0
9t	Crosby	LV	DE	6.5
9t	Fowler	WAS	LB	6.5
9t	Walker	JAX	DE	6.5
9t	Watt	PIT	OLB	6.5
13t	Bonitto	DEN	LB	6.0
13t	Ojulari	NYG	LB	6.0
15t	Cooper	DEN	LB	5.5
15t	Hunter	HOU	DE	5.5
17t	Burns	NYG	LB	5.0
17t	D. Hall	SEA	LB	5.0
17t	Hines-Allen	JAX	DE	5.0
17t	P. Jones	MIN	LB	5.0
17t	Landry	TEN	LB	5.0
17t	Z. Smith	CLE	DE	5.0
17t	Sweat	PHI	LB	5.0
17t	Van Ginkel	MIN	OLB	5.0
17t	Vea	TB	DT	5.0
17t	Quin. Williams	NYJ	NT	5.0
27t	Bosa	SF	DE	4.5
27t	Clemons	NYJ	DE	4.5
27t	Mack	LAC	OLB	4.5
27t	Oweh	BAL	LB	4.5
27t	Rousseau	BUF	DE	4.5
32t	Allen	DEN	DE	4.0
32t	Bresee	NO	DT	4.0
32t	Dexter	CHI	DT	4.0
32t	Epenesa	BUF	DE	4.0
32t	Franklin-Myers	DEN	DE	4.0
32t	Karlaftis	KC	DE	4.0
32t	Key	TEN	LB	4.0
32t	Luvu	WAS	LB	4.0
32t	Mafe	SEA	LB	4.0
32t	Settle	HOU	DT	4.0
32t	Taylor	NO	CB	4.0
32t	Turner	LAR	DT	4.0
32t	White	NE	DE	4.0
32t	Young	LAR	LB	4.0
46t	Buckner	IND	DT	3.5
46t	Fox	LAC	DE	3.5
46t	Givens	SF	DT	3.5
46t	Granderson	NO	DE	3.5
46t	Robinson	BAL	LB	3.5
46t	Stills	ARI	DT	3.5
46t	Sweat	CHI	DE	3.5
46t	Tuipulotu	LAC	LB	3.5
46t	*Verse	LAR	LB	3.5





# 2024 NATIONAL FOOTBALL LEAGUE

## NFL LEADERS IN FUMBLE RECOVERIES

RANK	PLAYER	TEAM	POS	TOTAL	OWN TEAM	OPP TEAM
1	L. Jackson	BAL	QB	4	4	0
2t	Fields	PIT	QB	3	3	0
2t	Mason	SF	RB	3	3	0
2t	Mayfield	TB	QB	3	3	0
2t	Richardson	IND	QB	3	3	0
2t	Robinson	ATL	RB	3	3	0
2t	Rodgers	NYJ	QB	3	3	0
2t	G. Smith	SEA	QB	3	3	0
2t	Walker	SEA	RB	3	3	0
10t	Bitonio	CLE	OG	2	2	0
10t	Brissett	NE	QB	2	2	0
10t	Burrow	CIN	QB	2	2	0
10t	Byard	CHI	FS	2	0	2
10t	Collins	SF	DT	2	0	2
10t	Dalton	CAR	QB	2	2	0
10t	Davis	DET	CB	2	0	2
10t	*Fiske	LAR	DT	2	0	2
10t	Gay	NO	LB	2	0	2
10t	Goff	DET	QB	2	2	0
10t	Gordon	CHI	CB	2	0	2
10t	Herbert	LAC	QB	2	2	0
10t	Hicks	CHI	SAF	2	0	2
10t	*Jackson	TEN	WR	2	2	0
10t	Jenkins	CHI	OT	2	2	0
10t	Lammons	IND	DB	2	0	2
10t	Love	GB	QB	2	2	0
10t	Luvu	WAS	LB	2	0	2
10t	McBride	ARI	TE	2	2	0
10t	Melton	GB	WR	2	1	1
10t	Okereke	NYG	ILB	2	0	2
10t	Otton	TB	TE	2	2	0
10t	Pratt	CIN	LB	2	0	2
10t	Prescott	DAL	QB	2	2	0
10t	Rudolph	TEN	QB	2	2	0
10t	Stevenson	NE	RB	2	2	0
10t	Tolbert	DAL	WR	2	2	0
10t	Tuttle	CAR	DT	2	0	2
10t	Warren	PIT	RB	2	2	0
10t	Watt	PIT	OLB	2	0	2
10t	Williams	BUF	LB	2	0	2
10t	Quin. Williams	NYJ	OLB	2	0	2
10t	Wilson	CIN	LB	2	0	2
10t	Wyatt	GB	DT	2	0	2
10t	Yiadam	SF	CB	2	1	1

# 2024 NATIONAL FOOTBALL LEAGUE

## NFL LEADERS IN RECOVERIES OF FUMBLES BY OWN TEAM

RANK	PLAYER	TEAM	POS	REC	YARDS	AVG	LONG	TD
1	L. Jackson	BAL	QB	4	-7	-1.8	0t	0
2t	Fields	PIT	QB	3	0	0.0	0t	0
2t	Mason	SF	RB	3	-2	-0.7	0t	0
2t	Mayfield	TB	QB	3	0	0.0	0t	0
2t	Richardson	IND	QB	3	0	0.0	0t	0
2t	Robinson	ATL	RB	3	0	0.0	0t	0
2t	Rodgers	NYJ	QB	3	0	0.0	0t	0
2t	G. Smith	SEA	QB	3	0	0.0	0t	0
2t	Walker	SEA	RB	3	-3	-1.0	0t	0
10t	Bitonio	CLE	OG	2	0	0.0	0t	0
10t	Brissett	NE	QB	2	0	0.0	0t	0
10t	Burrow	CIN	QB	2	0	0.0	0t	0
10t	Dalton	CAR	QB	2	0	0.0	0t	0
10t	Goff	DET	QB	2	0	0.0	0t	0
10t	Herbert	LAC	QB	2	0	0.0	0t	0
10t	*Jackson	TEN	WR	2	0	0.0	0t	0
10t	Jenkins	CHI	OT	2	0	0.0	0t	0
10t	Love	GB	QB	2	0	0.0	0t	0
10t	McBride	ARI	TE	2	0	0.0	0t	1
10t	Otton	TB	TE	2	0	0.0	0t	0
10t	Prescott	DAL	QB	2	0	0.0	0t	0
10t	Rudolph	TEN	QB	2	0	0.0	0t	0
10t	Stevenson	NE	RB	2	0	0.0	0t	0
10t	Tolbert	DAL	WR	2	0	0.0	0t	0
10t	Warren	PIT	RB	2	0	0.0	0t	0

# 2024 NATIONAL FOOTBALL LEAGUE

## NFL LEADERS IN RECOVERIES OF FUMBLES BY OPPOSING TEAM

RANK	PLAYER	TEAM	POS	REC	YARDS	AVG	LONG	TD
1t	Byard	CHI	FS	2	0	0.0	0t	0
1t	Collins	SF	DT	2	0	0.0	0t	0
1t	Davis	DET	CB	2	49	24.5	49	0
1t	*Fiske	LAR	DT	2	8	4.0	8	0
1t	Gay	NO	LB	2	4	2.0	4	0
1t	Gordon	CHI	CB	2	0	0.0	0t	0
1t	Hicks	CHI	SAF	2	28	14.0	19	0
1t	Lammons	IND	DB	2	3	1.5	3	0
1t	Luvu	WAS	LB	2	5	2.5	5	0
1t	Okereke	NYG	ILB	2	1	0.5	1	0
1t	Pratt	CIN	LB	2	9	4.5	9	0
1t	Tuttle	CAR	DT	2	0	0.0	0t	0
1t	Watt	PIT	OLB	2	0	0.0	0t	0
1t	Williams	BUF	LB	2	0	0.0	0t	0
1t	Quin. Williams	NYJ	OLB	2	15	7.5	15	0
1t	Wilson	CIN	LB	2	10	5.0	10	0
1t	Wyatt	GB	DT	2	0	0.0	0t	0
18t	Alexander	GB	CB	1	0	0.0	0t	0
18t	Alexander	DEN	MLB	1	0	0.0	0t	0
18t	Anderson	HOU	DE	1	0	0.0	0t	0
18t	Anudike-Uzomah	KC	DE	1	0	0.0	0t	0
18t	*Arnold	DET	CB	1	-1	-1.0	-1	0
18t	J. Baker	SEA-TEN	OLB	1	0	0.0	0t	0
18t	Barton	DEN	LB	1	52	52.0	52t	1
18t	Bates	ATL	SS	1	0	0.0	0t	0
18t	Benton	PIT	DT	1	0	0.0	0t	0
18t	Bernard	BUF	LB	1	0	0.0	0t	0
18t	*Bethune	SF	LB	1	0	0.0	0t	0
18t	Blackmon	IND	SAF	1	0	0.0	0t	0
18t	Bolden	NE	CB	1	0	0.0	0t	0
18t	Bosa	SF	DE	1	0	0.0	0t	0
18t	K. Brooks	GB	DT	1	0	0.0	0t	0
18t	Bryan	IND	DT	1	0	0.0	0t	0
18t	*Bullock	HOU	SAF	1	0	0.0	0t	0
18t	Bynum	MIN	SS	1	0	0.0	0t	0
18t	Carter	NYJ	CB	1	7	7.0	7	0
18t	*Chatman	NYG	DT	1	0	0.0	0t	0
18t	Chestnut	TEN	RB	1	0	0.0	0t	0
18t	Chinn	WAS	SAF	1	0	0.0	0t	0
18t	Clark	NYJ	FS	1	0	0.0	0t	0
18t	Clark	GB	NT	1	0	0.0	0t	0
18t	Collier	ARI	DE	1	0	0.0	0t	0
18t	Conner	KC	DB	1	38	38.0	38t	1
18t	*Cooper	GB	LB	1	4	4.0	4	0
18t	Curl	LAR	SAF	1	33	33.0	33t	1
18t	Dean	PHI	LB	1	0	0.0	0t	0
18t	Delpit	CLE	SAF	1	0	0.0	0t	0
18t	Dexter	CHI	DT	1	0	0.0	0t	0
18t	Edwards	HOU	DE	1	0	0.0	0t	0
18t	Edwards	CHI	LB	1	0	0.0	0t	0
18t	Elam	BUF	CB	1	0	0.0	0t	0
18t	D. Elliott	PIT	DB	1	10	10.0	10	0
18t	Elliss	NE	LB	1	0	0.0	0t	0
18t	Elliss	ATL	LB	1	0	0.0	0t	0
18t	Emerson	CLE	CB	1	2	2.0	2	0

# 2024 NATIONAL FOOTBALL LEAGUE

## NFL LEADERS IN RECOVERIES OF FUMBLES BY OPPOSING TEAM

RANK	PLAYER	TEAM	POS	REC	YARDS	AVG	LONG	TD
18t	Franks	CAR	TE	1	0	0.0	0t	0
18t	D. Hall	SEA	LB	1	36	36.0	36t	1
18t	L. Hall	TB	DE	1	0	0.0	0t	0
18t	Hamilton	BAL	SAF	1	8	8.0	8	0
18t	Hawkins	NE	SAF	1	0	0.0	0t	0
18t	Hayes	TB	DB	1	0	0.0	0t	0
18t	Ni. Herbig	PIT	LB	1	0	0.0	0t	0
18t	Hickman	CLE	SAF	1	0	0.0	0t	0
18t	Hines-Allen	JAX	DE	1	13	13.0	13	0
18t	Hodge	ATL	WR	1	0	0.0	0t	1
18t	Hollins	BUF	WR	1	0	0.0	0t	0
18t	Jenkins	SEA	DB	1	102	102.0	102t	1
18t	Jewell	CAR	ILB	1	0	0.0	0t	0
18t	B. Jones	DEN	SAF	1	34	34.0	34	0
18t	J. Jones	ARI	DT	1	0	0.0	0t	0
18t	M. Jones	NE	CB	1	17	17.0	17	0
18t	Key	TEN	LB	1	0	0.0	0t	0
18t	Kohou	MIA	CB	1	0	0.0	0t	0
18t	*Latu	IND	DE	1	0	0.0	0t	0
18t	Lewis	DAL	CB	1	0	0.0	0t	0
18t	Mack	LAC	OLB	1	22	22.0	22	0
18t	Mathieu	NO	FS	1	0	0.0	0t	0
18t	McCollum	TB	CB	1	0	0.0	0t	0
18t	McDonald	NYJ	DE	1	0	0.0	0t	0
18t	McFadden	NYG	LB	1	0	0.0	0t	0
18t	McKinney	GB	SAF	1	7	7.0	7	0
18t	McLeod	CLE	FS	1	25	25.0	25t	1
18t	Melton	GB	WR	1	0	0.0	0t	0
18t	Molden	LAC	CB	1	0	0.0	0t	0
18t	Moore	IND	CB	1	38	38.0	38t	1
18t	Moss	DEN	CB	1	0	0.0	0t	0
18t	*Newton	WAS	DT	1	2	2.0	2	0
18t	*Nubin	NYG	SAF	1	2	2.0	2	0
18t	Odeyingbo	IND	DE	1	0	0.0	0t	0
18t	Ojulari	NYG	LB	1	0	0.0	0t	0
18t	Olubi	IND	LB	1	18	18.0	18	0
18t	Pace	MIN	LB	1	36	36.0	36t	1
18t	Ringo	PHI	CB	1	0	0.0	0t	0
18t	Rodriguez	DET	LB-FB	1	0	0.0	0t	0
18t	Russell	TB	ILB	1	0	0.0	0t	0
18t	Sieler	MIA	DE	1	0	0.0	0t	0
18t	Simmons	TEN	DT	1	0	0.0	0t	0
18t	Simpson	BAL	LB	1	0	0.0	0t	0
18t	Skinner	DEN	SAF	1	0	0.0	0t	0
18t	Smith	MIN	FS	1	0	0.0	0t	0
18t	Spector	BUF	LB	1	0	0.0	0t	0
18t	Stewart	IND	DT	1	0	0.0	0t	0
18t	Stewart	HOU	SAF	1	0	0.0	0t	0
18t	Stille	TB-ARI	DE	1	0	0.0	0t	0
18t	Tart	LAC	DT	1	0	0.0	0t	0
18t	Taylor	LAC	CB	1	0	0.0	0t	0
18t	D. Thomas	JAX	SAF	1	0	0.0	0t	0
18t	Thomas	CIN-DET	DE	1	0	0.0	0t	0
18t	Thompson	ARI	DB	1	0	0.0	0t	0
18t	Toohill	BUF	DE	1	0	0.0	0t	0

# 2024 NATIONAL FOOTBALL LEAGUE

---

## NFL LEADERS IN RECOVERIES OF FUMBLES BY OPPOSING TEAM

RANK	PLAYER	TEAM	POS	REC	YARDS	AVG	LONG	TD
18t	Tranquill	KC	LB	1	3	3.0	3	0
18t	Van Ness	GB	DE	1	0	0.0	0t	0
18t	Wagner	WAS	MLB	1	0	0.0	0t	0
18t	Walker	JAX	DE	1	35	35.0	35t	1
18t	*Wallace	CAR	LB	1	0	0.0	0t	0
18t	Ji. Ward	MIN	LB	1	2	2.0	2	0
18t	M. Williams	BAL	FS	1	0	0.0	0t	0
18t	Wilson	DAL	DB	1	0	0.0	0t	0
18t	Ma. Wilson	ARI	LB	1	0	0.0	0t	0
18t	Mi. Wilson	ARI	WR	1	0	0.0	0t	0
18t	Winfield	TB	SAF	1	58	58.0	58t	1
18t	Yiadam	SF	CB	1	0	0.0	0t	0



# 2024 NATIONAL FOOTBALL LEAGUE

## NFL OFFENSIVE RANKS

BAL	BUF	CIN	CLE	DEN	HOU	IND	JAX	KC	LAC	LV	MIA	NE	NYJ	PIT	TEN		ARI	ATL	CAR	CHI	DAL	DET	GB	LAR	MIN	NO	NYG	PHI	SEA	SF	TB	WAS
1	15	17	31	25	11	23	21	10	22	29	20	32	24	19	27	TotYd/G	12	8	30	28	14	7	4	18	13	16	26	6	9	2	5	3
1	9	14	32	25	20	15	13	19	16	29	24	31	23	21	28	TotYd/P	8	7	26	30	22	5	4	18	11	17	27	10	12	2	6	3
1	17	27	29	15	11	16	22	14	20	32	9	24	30	8	12	RusYd/G	7	18	25	23	31	6	5	26	21	13	19	2	28	4	10	3
1	19	24	27	13	12	10	9	29	25	32	17	14	28	22	15	RusAvg	2	11	16	26	30	7	6	31	21	18	20	8	23	3	4	5
3	16	7	28	27	13	22	17	10	21	19	24	32	14	26	31	PasYd/G	25	6	30	29	2	15	8	9	12	18	23	20	1	4	5	11
1	8	11	32	25	22	19	18	13	14	26	24	31	23	16	29	PasAvg	15	7	27	30	21	4	5	17	6	20	28	9	12	2	10	3
4	3	8	21	15	7	28t	17	28t	1	27	9	11	18	2	32	%PasInt	6	20	31	14	22	12	30	19	26	16	10	13	25	24	23	5
4	1	13	32	3	26	14	16	8	28	24	19	29	10	25	21	Sac/PasP	5	6	7	30	11	22	2	9	31	18	23	27	20	12	15	17
1	10t	14	29	27t	13	26	25	4	31	27t	16t	30	24	20t	20t	1D/G	18	12	32	23	15	6	10t	8t	16t	19	22	8t	7	5	2	3
5	17	3	32	27	16	21	30	1	11	26	14	25	10	12t	28	3D Eff	8	15	29	31	19	7	20	23	9	18	22	12t	24	6	2	4
15t	1t	15t	12	19	5	8	21t	3	21t	30	32	6	28t	10t	25	4D Eff	28t	4	31	10t	27	14	15t	20	13	15t	9	7	21t	26	21t	1t
14	11	29	16	15	26	13	4	9	6	25	8	3	20	7	24	PR Avg	12	18	19	23	2	1	27	22	32	10	31	17	28	30	21	5
27	8	14	30	11	6	4	18	24	28t	15	10	28t	20	32	19	KR Avg	7	25	26	12	2	1	13	22	31	17	23	21	3	16	9	5
24	18	4	2	22	28	10	5	7	14	3	27	6	16	21	15	GPunAvg	11	19	26	13	8	1	17	32	23	29	20	12	9	31	30	25
25	20	3	5	13	14	8	2	7	11	4	28	21	19	15	32	NPunAvg	10	29	22	17	16	1	6	27	18	26	24	9	12	31	30	23
2	4	7	28	23	17	22	18	10	24	26	31	30	25	13	27	Pts/G	15t	12	29	19	20	1	9	21	8	15t	32	11	14	6	5	3
26	21	30	27t	5	20	22	9	14	12	13	27t	23t	32	3	1t	FG%	6t	23t	10t	17t	10t	1t	31	17t	15	6t	19	29	23t	4	8	16

## NFL DEFENSIVE RANKS

BAL	BUF	CIN	CLE	DEN	HOU	IND	JAX	KC	LAC	LV	MIA	NE	NYJ	PIT	TEN		ARI	ATL	CAR	CHI	DAL	DET	GB	LAR	MIN	NO	NYG	PHI	SEA	SF	TB	WAS
21	17	19	15	6	2	29	31	5	8	13	7	25t	4	9	1	TotYd/G	25t	20	32	12	27	22	11	24	16	28	18	3	23	10	30	14
21	17	9	18	2	4	20	32	7	6	11	14	26	1	10	3	TotYd/P	22	15	30	16	29	24	13	28	8	31	23	5	19	12	27	25
1	15	18	14	9	12	31	16	3	8	17	13	26	21	4	11	RusYd/G	22	23	32	20	30	7	10	24	2	25	28	5	27	6	19	29
1	26	6	18	5	24	15	10	2	22	19	14	17	8	4	13	RusAvg	16	21	20	29	23	27	7	11	3	30	32	12	25	9	28	31
32	16	17	12	6	3	26	31	15	11	10	4	22	2	21	1	PasYd/G	24	20	25	8	18	29	13	23	28	27	9	7	19	14	30	5
27	8	13	23	4	1	26	31	15	5	10	19	28	2	16	3	PasAvg	24	12	32	7	30	18	17	29	9	25	14	6	20	11	22	21
21t	11	16	32	12	9	14	30	18	8	20	21t	25	29	3	26	%PasInt	23	13	28	10	19	5	6	7	1	4	31	17	15	2	24	27
12	21	29	5	3	4	22	23	24	9	27	30	28	2	20	15	Sac/PasP	18	32	31	7	13	25	14	8	11	26	1	10	19	16	17	6
23	18	26t	6	12	3	30	28t	7t	2	14	11	24	13	4	1	1D/G	28t	26t	32	7t	19	25	16	21	15	20	9	5	22	10	31	17
30	21	26t	3	16	9t	24	26t	15	5	20	6	28	13	11	2	3D Eff	31	29	32	8	12	1	7	14	4	19	9t	18	17	25	23	22
6t	5	23t	23t	2	30	22	17t	10	13	23t	19t	1	31	19t	28	4D Eff	15t	8	9	11t	26	6t	17t	32	3	4	27	14	11t	15t	29	21
13	12	9	29	10	3	23	17	14	16	26	22	28	11	2	32	PR Avg	20	24	19	21	27	1	5	15	4	8	25	6	18	31	30	7
16	28	12	20	8	15	29	24	25	19	3	2	7	1	17	31	KR Avg	32	18	6	22	11	30	14	23	4t	10	27	9	4t	26	21	13
14	24	32	27	16	29	3	21	28	22	17	26	7	9	15	19	GPunAvg	18	1	11	10	8	13	30	23	12	2	25	5	6	31	4	20
16	14	30	9	20	31	5	13	21	26	15	12	1	10	6	17	NPunAvg	19	4	11	23	8	2	29	25	24	3	28	18	22	32	7	27
23	8	25	18	3	14	12	30	4	1	29	17	21	10	2	27	Pts/G	19	20	32	5t	31	5t	13	22	7	26	15	9	24	16	28	11
7t	17t	9	3	25t	31t	4t	11t	17t	2	20	14t	7t	10	6	27t	FG%	30	31t	29	14t	27t	19	23t	25t	1	21	16	11t	11t	23t	4t	22
7	2	15	27	13	17	18	24	8	6	31	28	29	21	3	30	PPG Diff	19	16	32	12	25	1	10	23	5	22	26	9	20	11	14	4
2	17t	20	28	12t	5	29	30	7	15	26	9	31	10	11	8	Yd/G Diff	21	12t	32	23	24	14	4	25	16	27	22	3	17t	1	19	6



***LAST WEEK'S  
GAME BOOK***



# National Football League Game Summary

NFL Copyright © 2024 by The National Football League. All rights reserved. This summary and play-by-play is for the express purpose of assisting media in their coverage of the game; any other use of this material is prohibited without the written permission of the National Football League.

Date: Sunday, 11/3/2024

## Los Angeles Chargers at Cleveland Browns

Start Time: 1:02 PM EST

at Huntington Bank Field, Cleveland, OH

### Game Day Weather

Game Weather: Sunny  
Open Stadium on Natural Grass

Temp: 57° F (13.9° C) Humidity: 42%, Wind: E 10 mph

### Officials

Referee: Vinovich, Bill (52) Umpire: Stritesky, Bruce (102) Down Judge: Keller, Dale (129)  
Line Judge: Gallagher, Daniel (85) Field Judge: Santi, Aaron (50) Side Judge: Buchanan, Jimmy (86)  
Back Judge: Prukop, Todd (30) Replay Official: Crudup, Denise (0)

### Lineups

#### Los Angeles Chargers

#### Cleveland Browns

Offense		Defense		Offense		Defense	
WR	1 Q.Johnston	OLB	52 K.Mack	WR	19 C.Tillman	DE	95 M.Garrett
LT	70 R.Slater	DL	95 P.Ford	WR	8 E.Moore	DT	93 S.Harris
LG	77 Z.Johnson	DL	93 O.Ogbonnia	LT	79 D.Jones	DT	94 D.Tomlinson
C	75 B.Bozeman	OLB	45 T.Tuipulotu	LG	75 J.Bitonio	DE	99 Z.Smith
RG	79 T.Pipkins	LB	6 D.Perryman	C	55 E.Pocic	LB	30 D.Bush
RT	76 J.Alt	LB	0 D.Henley	RG	77 W.Teller	LB	43 M.Diabate
TE	81 W.Dissly	S	3 D.James	RT	78 J.Conklin	LB	59 W.Reid
WR	15 L.McConkey	S	32 A.Gilman	TE	85 D.Njoku	S	9 G.Delpit
QB	10 J.Herbert	CB	20 C.Hart	WR	3 J.Jeudy	S	1 J.Thornhill
FB	44 S.Matlock	CB	22 E.Molden	QB	5 J.Winston	CB	21 D.Ward
RB	27 J.Dobbins	CB	29 T.Still	RB	24 N.Chubb	CB	23 M.Emerson

### Substitutions

### Substitutions

WR 5 J.Palmer, K 11 C.Dicker, WR 12 D.Davis, P 16 J.Scott, S 24 A.Finley, LB 25 J.Colson, RB 28 H.Haskins, RB 30 K.Vidal, LB 31 N.Niemann, CB 35 D.Bootle, DB 36 J.Taylor, CB 41 E.Apple, LB 43 T.Dye, LS 47 J.Harris, OLB 48 B.Dupree, DL 56 M.Fox, C 62 S.Mustipher, OL 68 J.Salyer, TE 83 E.Tomlinson, WR 87 S.Fehoko, TE 88 H.Hurst, WR 89 J.Reagor, DT 90 T.Tart, OLB 97 J.Bosa

CB 0 G.Newsome, K 7 D.Hopkins, S 12 R.McLeod, P 13 C.Bojorquez, WR 16 J.Darden, RB 20 P.Strong, CB 29 C.Mitchell, CB 31 M.Ford, S 33 R.Hickman, RB 34 J.Ford, S 37 Da.Bell, OLB 39 K.Hudson, LB 40 N.Watson, LS 50 R.Sunahara, DT 51 M.Hall, DE 54 O.Okoronkwo, DE 57 I.McGuire, G 68 M.Dunn, G 70 Z.Zinter, T 71 J.Wills, WR 80 J.Thrash, TE 84 G.Swaim, TE 88 J.Akins, DT 90 M.Hurst, DE 92 S.Kamara

### Did Not Play

### Did Not Play

QB 8 T.Heinicke, T 73 F.Sarell

QB 17 D.Thompson-Robinson

### Not Active

### Not Active

3QB 2 E.Stick, CB 7 K.Fulton, WR 9 D.Chark, OL 64 B.Jaimes, OL 71 J.McFadden, TE 84 S.Smartt, DL 92 J.Eboigbe

3QB 2 B.Zappe, RB 27 D.Foreman, LB 58 J.Hicks, G 65 G.Ifedi, DT 72 Q.Jefferson

### Field Goals (made ( ) & missed)

	C.Dicker	44WL	D.Hopkins	(38) 51B				
			1	2	3	4	OT	Total
VISITOR:	Los Angeles Chargers		7	13	0	7	0	27
HOME:	Cleveland Browns		0	3	0	7	0	10

### Scoring Plays

Team	Qtr	Time	Play Description (Extra Point) (Drive Info)	Visitor	Home
Chargers	1	6:49	J.Palmer 28 yd. pass from J.Herbert (C.Dicker kick) (6-30, 3:44)	7	0
Browns	2	9:30	D.Hopkins 38 yd. Field Goal (10-34, 5:19)	7	3
Chargers	2	8:01	Q.Johnston 66 yd. pass from J.Herbert (kick failed, wl) (3-70, 1:29)	13	3
Chargers	2	3:30	J.Dobbins 16 yd. run (C.Dicker kick) (5-60, 2:47)	20	3
Chargers	4	4:16	J.Dobbins 7 yd. run (C.Dicker kick) (4-46, 2:14)	27	3
Browns	4	0:44	C.Tillman 17 yd. pass from J.Winston (D.Hopkins kick) (12-70, 3:32)	27	10

Paid Attendance: 67,431

Time: 2:59

Los Angeles Chargers vs Cleveland Browns  
11/3/2024 at Huntington Bank Field

# Final Individual Statistics

## Los Angeles Chargers

## Cleveland Browns

RUSHING						RUSHING					
	ATT	YDS	AVG	LG	TD		ATT	YDS	AVG	LG	TD
J.Dobbins	14	85	6.1	34	2	N.Chubb	15	39	2.6	11	0
K.Vidal	5	7	1.4	7	0	J.Winston	5	27	5.4	13	0
J.Herbert	3	2	0.7	4	0	P.Strong	2	8	4.0	7	0
Q.Johnston	1	2	2.0	2	0	J.Ford	2	5	2.5	6	0
Total	23	96	4.2	34	2	Total	24	79	3.3	13	0

PASSING									PASSING								
	ATT	CMP	YDS	SK/YD	TD	LG	IN	RT		ATT	CMP	YDS	SK/YD	TD	LG	IN	RT
J.Herbert	27	18	282	6/36	2	66	0	125.8	J.Winston	46	26	235	6/22	1	21	3	50.5
Total	27	18	282	6/36	2	66	0	125.8	Total	46	26	235	6/22	1	21	3	50.5

PASS RECEIVING								PASS RECEIVING							
	TAR	REC	YDS	AVG	LG	TD		TAR	REC	YDS	AVG	LG	TD		
L.McConkey	7	5	64	12.8	20	0	J.Jeudy	11	7	73	10.4	13	0		
Q.Johnston	5	4	118	29.5	66	1	C.Tillman	11	6	75	12.5	17	1		
J.Palmer	4	2	63	31.5	28	1	D.Njoku	7	5	29	5.8	11	0		
J.Dobbins	2	2	20	10.0	10	0	J.Akins	4	3	32	10.7	21	0		
W.Dissly	3	2	9	4.5	8	0	E.Moore	9	3	28	9.3	17	0		
H.Hurst	1	1	6	6.0	6	0	J.Ford	3	1	2	2.0	2	0		
E.Tomlinson	1	1	2	2.0	2	0	N.Chubb	1	1	-4	-4.0	-4	0		
J.Reagor	2	1	0	0.0	0	0									
S.Fehoko	1	0	0	0.0	0	0									
Total	26	18	282	15.7	66	2	Total	46	26	235	9.0	21	1		

INTERCEPTIONS						INTERCEPTIONS					
	NO	YDS	AVG	LG	TD		NO	YDS	AVG	LG	TD
A.Gilman	1	18	18.0	18	0						
T.Still	1	1	1.0	1	0						
E.Molden	1	0	0.0	0	0						
Total	3	19	6.3	18	0	Total	0	0	0	0	0

PUNTING								PUNTING							
	NO	YDS	AVG	NET	TB	IN20	LG		NO	YDS	AVG	NET	TB	IN20	LG
J.Scott	7	330	47.1	40.1	0	1	55	C.Bojorquez	6	318	53.0	42.3	0	3	62
Total	7	330	47.1	40.1	0	1	55	Total	6	318	53.0	42.3	0	3	62

PUNT RETURNS								PUNT RETURNS							
	NO	YDS	AVG	FC	LG	TD		NO	YDS	AVG	FC	LG	TD		
D.Davis	2	64	32.0	0	53	0	J.Darden	5	49	9.8	1	19	0		
L.McConkey	0	0	0.0	2	0	0	[OUT OF BOUNDS]	1	0	0.0	0	0	0		
[OUT OF BOUNDS]	2	0	0.0	0	0	0									
Total	2	64	32.0	2	53	0	Total	5	49	9.8	1	19	0		

KICKOFF RETURNS								KICKOFF RETURNS							
	NO	YDS	AVG	FC	LG	TD		NO	YDS	AVG	FC	LG	TD		
[TOUCHBACK]	3	0	0.0	0	0	0	P.Strong	2	47	23.5	0	24	0		
							[TOUCHBACK]	3	0	0.0	0	0	0		
Total	0	0	0.0	0	0	0	Total	2	47	23.5	0	24	0		

### Los Angeles Chargers

FUMBLES												
	FUM	LOST	OWN-REC	YDS	TD	FORCED	OPP-REC	YDS	TD	OUT-BDS		
K.Mack	0	0	0	0	0	1	0	0	0	0		
Total	0	0	0	0	0	1	0	0	0	0		

### Cleveland Browns

FUMBLES												
	FUM	LOST	OWN-REC	YDS	TD	FORCED	OPP-REC	YDS	TD	OUT-BDS		
J.Winston	1	0	1	0	0	0	0	0	0	0		
Total	1	0	1	0	0	0	0	0	0	0		

Los Angeles Chargers vs Cleveland Browns  
11/3/2024 at Huntington Bank Field

# Final Team Statistics

	Visitor Chargers	Home Browns
<b>TOTAL FIRST DOWNS</b>	13	21
By Rushing	3	6
By Passing	10	14
By Penalty	0	1
<b>THIRD DOWN EFFICIENCY</b>	5-14-35.7%	6-17-35.3%
<b>FOURTH DOWN EFFICIENCY</b>	1-1-100.0%	2-3-66.7%
<b>TOTAL NET YARDS</b>	342	292
Total Offensive Plays (inc. times thrown passing)	56	76
Average gain per offensive play	6.1	3.8
<b>NET YARDS RUSHING</b>	96	79
Total Rushing Plays	23	24
Average gain per rushing play	4.2	3.3
Tackles for a loss-number and yards	5-10	3-4
<b>NET YARDS PASSING</b>	246	213
Times thrown - yards lost attempting to pass	6-36	6-22
Gross yards passing	282	235
<b>PASS ATTEMPTS-COMPLETIONS-HAD INTERCEPTED</b>	27-18-0	46-26-3
Avg gain per pass play (inc.# thrown passing)	7.5	4.1
<b>KICKOFFS Number-In End Zone-Touchbacks</b>	5-4-3	3-3-3
<b>PUNTS Number and Average</b>	7-47.1	6-53.0
Had Blocked	0	0
<b>FGs - PATs Had Blocked</b>	0-0	1-0
<b>Net Punting Average</b>	40.1	42.3
<b>TOTAL RETURN YARDAGE (Not Including Kickoffs)</b>	83	49
No. and Yards Punt Returns	2-64	5-49
No. and Yards Kickoff Returns	0-0	2-47
No. and Yards Interception Returns	3-19	0-0
<b>PENALTIES Number and Yards</b>	5-35	4-25
<b>FUMBLES Number and Lost</b>	0-0	1-0
<b>TOUCHDOWNS</b>	4	1
Rushing	2	0
Passing	2	1
<b>EXTRA POINTS Made-Attempts</b>	3-4	1-1
Kicking Made-Attempts	3-4	1-1
<b>FIELD GOALS Made-Attempts</b>	0-1	1-2
<b>RED ZONE EFFICIENCY</b>	3-3-100%	1-3-33%
<b>GOAL TO GO EFFICIENCY</b>	1-1-100%	0-1-0%
<b>SAFETIES</b>	0	0
<b>FINAL SCORE</b>	27	10
<b>TIME OF POSSESSION</b>	25:51	34:09

# Ball Possession And Drive Chart

## Los Angeles Chargers

#	Time Recd	Time Lost	Time Poss	How Ball Obtained	Drive Began	# Play	Yds Gain	Yds Pen	Net Yds	1st Down	Last Scrm	How Given Up
1	15:00	13:45	1:15	Kickoff	LAC 30	4	18	0	18	1	LAC 48	Punt
2	10:33	6:49	3:44	Punt	CLV 30	6	35	-5	30	2	* CLV 28	Touchdown
3	5:16	3:11	2:05	Punt	LAC 5	3	8	0	8	0	LAC 13	Punt
4	1:45	14:49	1:56	Punt	LAC 21	3	-16	0	-16	0	LAC 5	Punt
5	9:30	8:01	1:29	Kickoff	LAC 30	3	70	0	70	1	LAC 34	Touchdown
6	6:17	3:30	2:47	Punt	LAC 40	5	60	0	60	3	* CLV 16	Touchdown
7	1:56	0:00	1:56	Punt	LAC 4	9	81	-5	76	3	LAC 41	End of Half
8	6:44	5:52	0:52	Interception	LAC 20	3	-1	0	-1	0	LAC 19	Punt
9	5:28	3:54	1:34	Punt	LAC 10	3	6	0	6	0	LAC 16	Punt
10	2:16	1:10	1:06	Interception	LAC 32	3	4	0	4	0	LAC 36	Punt
11	14:16	11:37	2:39	Downs	50	5	24	0	24	1	CLV 26	Missed FG
12	10:44	9:14	1:30	Interception	LAC 35	4	9	-10	-1	0	LAC 34	Punt
13	6:30	4:16	2:14	Blocked FG, Downs	CLV 46	4	46	0	46	2	* CLV 7	Touchdown
14	0:44	0:00	0:44	Kickoff	LAC 30	2	-2	0	-2	0	LAC 29	End of Game

(431) Average LAC 31

## Cleveland Browns

#	Time Recd	Time Lost	Time Poss	How Ball Obtained	Drive Began	# Play	Yds Gain	Yds Pen	Net Yds	1st Down	Last Scrm	How Given Up
1	13:45	10:33	3:12	Punt	CLV 9	5	17	-5	12	1	CLV 21	Punt
2	6:49	5:16	1:33	Kickoff	CLV 25	4	10	0	10	1	CLV 35	Punt
3	3:11	1:45	1:26	Punt	CLV 44	3	-5	0	-5	0	CLV 39	Punt
4	14:49	9:30	5:19	Punt	CLV 46	10	29	5	34	4	* LAC 20	Field Goal
5	8:01	6:17	1:44	Kickoff	CLV 23	3	0	-5	-5	0	CLV 18	Punt
6	3:30	1:56	1:34	Kickoff	CLV 30	3	6	0	6	0	CLV 36	Punt
7	15:00	6:44	8:16	Kickoff	CLV 30	14	71	-5	66	4	* LAC 4	Interception
8	5:52	5:28	0:24	Punt	CLV 47	3	0	0	0	0	CLV 47	Punt
9	3:54	2:16	1:38	Punt	CLV 43	4	19	0	19	1	LAC 38	Interception
10	1:10	14:16	1:54	Punt	CLV 37	5	13	0	13	1	LAC 46	Downs
11	11:37	10:44	0:53	Missed FG	CLV 34	3	17	0	17	1	LAC 49	Interception
12	9:14	6:30	2:44	Punt	CLV 22	9	45	0	45	3	LAC 33	Blocked FG, Downs
13	4:16	0:44	3:32	Kickoff	CLV 30	12	70	0	70	5	* LAC 17	Touchdown

(420) Average CLV 32

### \* inside opponent's 20

Time of Possession by Quarter		1st	2nd	3rd	4th	OT	Total
Visitor	Los Angeles Chargers	8:49	6:23	3:32	7:07		25:51
Home	Cleveland Browns	6:11	8:37	11:28	7:53		34:09

### Kickoff Drive No.-Start Average

Chargers: 3 - LAC 30

Browns: 5 - CLV 28

**Los Angeles Chargers vs Cleveland Browns**  
**11/3/2024 at Huntington Bank Field**

# Final Defensive Statistics

Los Angeles Chargers	Regular Defensive Plays											Special Teams					Misc			
	TKL	AST	COMB	SK	/ YDS	TFL	Q	IN	PD	FF	FR	TKL	AST	FF	FR	BL	TKL	AST	FF	FR
D.Henley	8	5	13	0	0	1	0	0	1	0	0	0	1	0	0	0	0	0	0	0
D.James	4	3	7	0	0	0	0	0	2	0	0	0	0	0	0	0	0	0	0	0
E.Molden	2	4	6	0	0	0	0	1	3	0	0	0	0	0	0	0	0	0	0	0
T.Dye	5	0	5	0	0	1	0	0	0	0	0	0	0	0	0	0	0	0	0	0
A.Gilman	4	1	5	0	0	0	0	1	1	0	0	0	0	0	0	0	0	0	0	0
D.Perryman	4	1	5	0	0	0	0	0	0	0	0	0	0	0	0	0	0	0	0	0
T.Still	3	2	5	0	0	0	0	1	3	0	0	0	0	0	0	0	0	0	0	0
T.Tuipulotu	3	1	4	2.5	3.5	1	3	0	0	0	0	2	0	0	0	0	0	0	0	0
K.Mack	2	2	4	1	7	2	1	0	0	1	0	0	0	0	0	0	0	0	0	0
C.Hart	0	4	4	0.5	0.5	0	1	0	0	0	0	0	0	0	0	0	0	0	0	0
M.Fox	2	0	2	2	11	2	2	0	1	0	0	0	0	0	0	0	0	0	0	0
E.Apple	2	0	2	0	0	0	0	0	0	0	0	0	0	0	0	0	0	0	0	0
P.Ford	1	0	1	0	0	1	1	0	0	0	0	0	0	0	0	0	0	0	0	0
N.Niemann	1	0	1	0	0	0	0	0	1	0	0	2	2	0	0	0	0	0	0	0
A.Finley	1	0	1	0	0	0	0	0	0	0	0	0	1	0	0	0	0	0	0	0
J.Taylor	1	0	1	0	0	0	0	0	0	0	0	0	0	0	0	0	0	0	0	0
S.Matlock	0	1	1	0	0	0	0	0	0	0	0	0	0	0	0	0	0	0	0	0
O.Ogbonnia	0	1	1	0	0	0	0	0	0	0	0	0	0	0	0	0	0	0	0	0
J.Bosa	0	0	0	0	0	0	1	0	0	0	0	0	0	0	0	0	0	0	0	0
H.Haskins	0	0	0	0	0	0	0	0	0	0	0	1	0	0	0	0	0	0	0	0
T.Tart	0	0	0	0	0	0	0	0	0	0	0	0	0	0	1	0	0	0	0	0
<b>Total</b>	<b>43</b>	<b>25</b>	<b>68</b>	<b>6</b>	<b>22</b>	<b>8</b>	<b>9</b>	<b>3</b>	<b>12</b>	<b>1</b>	<b>0</b>	<b>5</b>	<b>4</b>	<b>0</b>	<b>0</b>	<b>1</b>	<b>0</b>	<b>0</b>	<b>0</b>	<b>0</b>

**TKL = Tackle AST = Assist COMB = Combined QH=QB Hit IN = Interception PD = Pass Defense FF = Forced Fumble FR = Fumble Recovery**

Cleveland Browns	Regular Defensive Plays											Special Teams					Misc			
	TKL	AST	COMB	SK	/ YDS	TFL	QH	IN	PD	FF	FR	TKL	AST	FF	FR	BL	TKL	AST	FF	FR
D.Bush	6	2	8	1	2	1	0	0	0	0	0	0	0	0	0	0	0	0	0	0
G.Delpit	5	2	7	0	0	0	0	0	0	0	0	0	0	0	0	0	0	0	0	0
M.Garrett	4	1	5	3	16	3	5	0	0	0	0	0	0	0	0	0	0	0	0	0
M.Emerson	4	1	5	0	0	0	0	0	0	0	0	0	0	0	0	0	0	0	0	0
J.Thornhill	2	3	5	0	0	0	0	0	0	0	0	0	0	0	0	0	0	0	0	0
M.Diabate	2	2	4	0	0	0	0	0	1	0	0	0	0	0	0	0	0	0	0	0
S.Harris	0	4	4	0.5	4	0	1	0	0	0	0	0	0	0	0	0	0	0	0	0
O.Okoronkwo	3	0	3	0	0	2	0	0	0	0	0	0	0	0	0	0	0	0	0	0
D.Tomlinson	2	1	3	1.5	14	2	3	0	0	0	0	0	0	0	0	0	0	0	0	0
I.McGuire	2	1	3	0	0	1	0	0	0	0	0	0	0	0	0	0	0	0	0	0
M.Hall	1	1	2	0	0	0	1	0	0	0	0	0	0	0	0	0	0	0	0	0
C.Mitchell	1	1	2	0	0	0	0	0	0	0	0	0	0	0	0	0	0	0	0	0
Z.Smith	1	0	1	0	0	1	1	0	0	0	0	0	0	0	0	0	0	0	0	0
D.Ward	1	0	1	0	0	0	0	0	2	0	0	0	0	0	0	0	0	0	0	0
W.Reid	0	1	1	0	0	0	0	0	0	0	0	1	0	0	0	0	0	0	0	0
G.Newsome	0	0	0	0	0	0	0	0	1	0	0	0	0	0	0	0	0	0	0	0
K.Hudson	0	0	0	0	0	0	0	0	0	0	0	1	0	0	0	0	0	0	0	0
D.Njoku	0	0	0	0	0	0	0	0	0	0	0	0	0	0	0	1	0	0	0	0
E.Moore	0	0	0	0	0	0	0	0	0	0	0	0	0	0	0	1	0	0	0	0
J.Winston	0	0	0	0	0	0	0	0	0	0	0	0	0	0	0	0	0	0	0	1
<b>Total</b>	<b>34</b>	<b>20</b>	<b>54</b>	<b>6</b>	<b>36</b>	<b>10</b>	<b>11</b>	<b>0</b>	<b>4</b>	<b>0</b>	<b>0</b>	<b>2</b>	<b>0</b>	<b>0</b>	<b>0</b>	<b>0</b>	<b>2</b>	<b>0</b>	<b>0</b>	<b>1</b>







## First Quarter

11/3/2024

## Play By Play

CLV wins the coin toss and elects to defer. LAC elects to Receive, and CLV elects to defend the east goal.

D.Hopkins kicks 65 yards from CLV 35 to end zone, Touchback to the LAC 30.

## Los Angeles Chargers at 15:00

1-10-LAC 30 (15:00) J.Herbert pass deep middle to L.McConkey to LAC 46 for 16 yards (D.Bush). P1

1-10-LAC 46 (14:30) Q.Johnston right end to LAC 48 for 2 yards (J.Thornhill; G.Delpit).

2-8-LAC 48 (13:59) (Shotgun) J.Herbert pass incomplete short left to J.Reagor.

3-8-LAC 48 (13:56) (Shotgun) J.Herbert pass incomplete deep right to J.Palmer.

4-8-LAC 48 (13:51) J.Scott punts 43 yards to CLV 9, Center-J.Harris, fair catch by J.Darden.

Timeout at 13:45.

## Cleveland Browns at 13:45

1-10-CLV 9 (13:45) N.Chubb left end to CLV 11 for 2 yards (D.Henley, C.Hart).

2-8-CLV 11 (13:07) (Shotgun) J.Winston pass short left to C.Tillman to CLV 20 for 9 yards (C.Hart; A.Gilman). P1

1-10-CLV 20 (12:35) N.Chubb right guard to CLV 27 for 7 yards (D.Henley; D.James).

2-3-CLV 27 (11:47) *M.Dunn reported in as eligible. PENALTY on CLV-D.Njoku, False Start, 5 yards, enforced at CLV 27 - No Play.*

2-8-CLV 22 (11:38) (Shotgun) J.Winston sacked at CLV 21 for -1 yards (sack split by T.Tuipulotu and C.Hart).

3-9-CLV 21 (10:54) (Shotgun) J.Winston pass incomplete short right to E.Moore.

4-9-CLV 21 (10:48) C.Bojorquez punts 62 yards to LAC 17, Center-R.Sunahara. D.Davis to CLV 30 for 53 yards (K.Hudson).

## Los Angeles Chargers at 10:33

1-10-CLV 30 (10:33) J.Dobbins up the middle to CLV 27 for 3 yards (M.Hall; M.Garrett).

2-7-CLV 27 (9:55) (Shotgun) J.Herbert pass short left to L.McConkey to CLV 21 for 6 yards (G.Newsome, M.Diabate).

*PENALTY on LAC-J.Alt, Offensive Holding, 10 yards, enforced at CLV 27 - No Play.*

2-17-CLV 37 (9:32) (Shotgun) J.Herbert pass short left to L.McConkey to CLV 32 for 5 yards (M.Emerson).

Timeout #1 by LAC at 08:50.

3-12-CLV 32 (8:50) (Shotgun) *PENALTY on CLV-O.Okoronkwo, Neutral Zone Infraction, 5 yards, enforced at CLV 32 - No Play.*

3-7-CLV 27 (8:50) (Shotgun) J.Herbert pass short middle to L.McConkey to CLV 17 for 10 yards (G.Delpit) [M.Garrett]. P2

1-10-CLV 17 (8:13) J.Dobbins left end to CLV 20 for -3 yards (O.Okoronkwo).

2-13-CLV 20 (7:29) (Shotgun) J.Herbert sacked at CLV 28 for -8 yards (sack split by S.Harris and D.Tomlinson).

3-21-CLV 28 (6:54) (Shotgun) **J.Herbert pass deep right to J.Palmer for 28 yards, TOUCHDOWN.** P3

C.Dicker extra point is GOOD, Center-J.Harris, Holder-J.Scott.

Timeout at 06:49.

**LAC 7 CLV 0, 6 plays, 30 yards, 1 penalty, 3:44 drive, 8:11 elapsed**

C.Dicker kicks 63 yards from LAC 35 to CLV 2. P.Strong to CLV 25 for 23 yards (N.Niemann; A.Finley).

## Cleveland Browns at 6:49, (1st play from scrimmage 6:44)

1-10-CLV 25 (6:44) J.Winston pass short left to J.Jeudy ran ob at CLV 35 for 10 yards. P2

1-10-CLV 35 (6:11) M.Dunn reported in as eligible. N.Chubb up the middle to CLV 35 for no gain (D.Perryman; S.Matlock).

2-10-CLV 35 (5:32) (Shotgun) J.Winston pass incomplete short right to D.Njoku.

3-10-CLV 35 (5:28) (Shotgun) J.Winston pass incomplete short middle to C.Tillman (D.Henley).

4-10-CLV 35 (5:24) C.Bojorquez punts 60 yards to LAC 5, Center-R.Sunahara, out of bounds.

Timeout at 05:16.

## Los Angeles Chargers at 5:16

1-10-LAC 5 (5:16) K.Vidal up the middle to LAC 12 for 7 yards (D.Ward, G.Delpit).

2-3-LAC 12 (4:44) K.Vidal right guard to LAC 13 for 1 yard (D.Bush; I.McGuire).

3-2-LAC 13 (3:59) (Shotgun) J.Herbert pass short middle to J.Reagor to LAC 13 for no gain (G.Delpit).

4-2-LAC 13 (3:23) J.Scott punts 48 yards to CLV 39, Center-J.Harris. J.Darden to CLV 44 for 5 yards (H.Haskins).

Timeout at 03:11.

## Cleveland Browns at 3:11

1-10-CLV 44 (3:11) J.Winston pass short left to D.Njoku to CLV 46 for 2 yards (D.Henley).

2-8-CLV 46 (2:36) J.Winston sacked at CLV 40 for -6 yards (K.Mack). FUMBLES (K.Mack) [K.Mack], and recovers at CLV 39.

3-15-CLV 39 (1:56) J.Winston pass incomplete short middle to J.Jeudy (D.James, E.Molden).

4-15-CLV 39 (1:51) C.Bojorquez punts 40 yards to LAC 21, Center-R.Sunahara, fair catch by L.McConkey.

**Los Angeles Chargers vs Cleveland Browns at Huntington Bank Field**

Timeout at 01:45.

**Los Angeles Chargers at 1:45**

1-10-LAC 21 (1:45) (Shotgun) J.Herbert sacked at LAC 15 for -6 yards (M.Garrett).

2-16-LAC 15 (1:04) (Shotgun) K.Vidal right end to LAC 13 for -2 yards (O.Okoronkwo).

3-18-LAC 13 (:26) (Shotgun) J.Herbert sacked at LAC 5 for -8 yards (M.Garrett).

**END OF QUARTER**

	<b>Score</b>	<b>Time Poss</b>	<b>First Downs</b>				<b>Efficiencies</b>	
			<b>R</b>	<b>P</b>	<b>X</b>	<b>T</b>	<b>3 Down</b>	<b>4 Down</b>
<b>Los Angeles Chargers</b>	<b>7</b>	<b>8:49</b>	<b>0</b>	<b>3</b>	<b>0</b>	<b>3</b>	<b>2/5</b>	<b>0/0</b>
<b>Cleveland Browns</b>	<b>0</b>	<b>6:11</b>	<b>0</b>	<b>2</b>	<b>0</b>	<b>2</b>	<b>0/3</b>	<b>0/0</b>

# Second Quarter

11/3/2024

## Play By Play

Los Angeles Chargers continued.

4-26-LAC 5 (15:00) J.Scott punts 53 yards to CLV 42, Center-J.Harris. J.Darden to CLV 46 for 4 yards (N.Niemann).

### Cleveland Browns at 14:49

1-10-CLV 46 (14:49) N.Chubb left tackle to LAC 43 for 11 yards (A.Gilman, K.Mack). R3

1-10-LAC 43 (14:13) N.Chubb left guard to LAC 40 for 3 yards (D.Henley).

2-7-LAC 40 (13:39) (Shotgun) J.Winston pass short right to D.Njoku to LAC 29 for 11 yards (D.James; T.Still). P4

1-10-LAC 29 (13:01) N.Chubb right tackle to LAC 31 for -2 yards (P.Ford).

2-12-LAC 31 (12:21) (Shotgun) J.Winston pass short left to J.Jeudy to LAC 23 for 8 yards (J.Taylor).

Timeout #2 by LAC at 11:57.

3-4-LAC 23 (11:57) (Shotgun) J.Winston scrambles left end pushed ob at LAC 18 for 5 yards (D.James). R5

1-10-LAC 18 (11:19) (Shotgun) J.Winston pass short left to J.Jeudy pushed ob at LAC 11 for 7 yards (D.Henley).

*PENALTY on LAC-D.Henley, Defensive Holding, 5 yards, enforced at LAC 18 - No Play.* X6

1-10-LAC 13 (11:04) N.Chubb up the middle to LAC 13 for no gain (D.Henley).

2-10-LAC 13 (10:23) (Shotgun) J.Winston pass incomplete short right to J.Jeudy (E.Molden, T.Still).

Timeout #1 by CLV at 10:16.

3-10-LAC 13 (10:16) (Shotgun) J.Winston sacked at LAC 20 for -7 yards (M.Fox).

\*\* Injury Update: LAC-J.Colson return is Questionable.

4-17-LAC 20 **(9:33) D.Hopkins 38 yard field goal is GOOD, Center-R.Sunahara, Holder-C.Bojorquez.**

Timeout at 09:30.

<b>LAC 7 CLV 3, 10 plays, 34 yards, 1 penalty, 5:19 drive, 5:30 elapsed</b>
---

D.Hopkins kicks 65 yards from CLV 35 to end zone, Touchback to the LAC 30.

### Los Angeles Chargers at 9:30

1-10-LAC 30 (9:30) J.Herbert sacked at LAC 28 for -2 yards (M.Garrett).

2-12-LAC 28 (8:51) (Shotgun) J.Dobbins up the middle to LAC 34 for 6 yards (G.Delpit).

3-6-LAC 34 **(8:10) (Shotgun) J.Herbert pass deep right to Q.Johnston for 66 yards, TOUCHDOWN.** P4

C.Dicker extra point is No Good, Wide Left, Center-J.Harris, Holder-J.Scott.

Timeout at 08:01.

<b>LAC 13 CLV 3, 3 plays, 70 yards, 1:29 drive, 6:59 elapsed</b>
--

C.Dicker kicks 66 yards from LAC 35 to CLV -1. P.Strong to CLV 23 for 24 yards (T.Tuipulotu).

### Cleveland Browns at 8:01, (1st play from scrimmage 7:56)

1-10-CLV 23 (7:56) J.Winston scrambles up the middle to CLV 27 for 4 yards (D.Henley).

2-6-CLV 27 (7:32) (No Huddle, Shotgun) J.Winston pass incomplete short right to E.Moore.

3-6-CLV 27 (7:29) (Shotgun) J.Winston pass short left to C.Tillman to CLV 46 for 19 yards (C.Hart, E.Molden).

*PENALTY on CLV-J.Jeudy, Illegal Motion, 5 yards, enforced at CLV 27 - No Play.*

3-11-CLV 22 (7:08) (Shotgun) J.Winston sacked at CLV 18 for -4 yards (M.Fox).

4-15-CLV 18 (6:27) C.Bojorquez punts 53 yards to LAC 29, Center-R.Sunahara. D.Davis to LAC 40 for 11 yards (W.Reid).

Timeout at 06:17.

### Los Angeles Chargers at 6:17

1-10-LAC 40 (6:17) (Shotgun) J.Dobbins right tackle to LAC 39 for -1 yards (I.McGuire, M.Diabate).

2-11-LAC 39 (5:40) (Shotgun) J.Herbert pass short right to Q.Johnston to LAC 44 for 5 yards (D.Bush).

3-6-LAC 44 (4:58) (Shotgun) J.Herbert pass short right to Q.Johnston to CLV 35 for 21 yards (J.Thornhill). P5

1-10-CLV 35 (4:12) J.Herbert pass short left to L.McConkey to CLV 16 for 19 yards (W.Reid; J.Thornhill). P6

1-10-CLV 16 **(3:34) (Shotgun) J.Dobbins left tackle for 16 yards, TOUCHDOWN.** R7

C.Dicker extra point is GOOD, Center-J.Harris, Holder-J.Scott.

<b>LAC 20 CLV 3, 5 plays, 60 yards, 2:47 drive, 11:30 elapsed</b>
---

C.Dicker kicks 65 yards from LAC 35 to end zone, Touchback to the CLV 30.

### Cleveland Browns at 3:30

1-10-CLV 30 (3:30) (Shotgun) J.Ford right end to CLV 29 for -1 yards (D.Henley).

2-11-CLV 29 (2:53) J.Winston pass short left to J.Jeudy to CLV 36 for 7 yards (T.Still).

3-4-CLV 36 (2:14) (Shotgun) J.Winston pass incomplete short middle to E.Moore.

**Los Angeles Chargers vs Cleveland Browns at Huntington Bank Field**

4-4-CLV 36 (2:04) C.Bojorquez punts 60 yards to LAC 4, Center-R.Sunahara, out of bounds.

Two-Minute Warning

**Los Angeles Chargers at 1:56**

1-10-LAC 4 (1:56) (Shotgun) J.Dobbins right tackle to LAC 5 for 1 yard (M.Diabate).

Timeout #2 by CLV at 01:52.

2-9-LAC 5 (1:52) (Shotgun) J.Herbert pass short right to E.Tomlinson pushed ob at LAC 7 for 2 yards (J.Thornhill) [D.Tomlinson].

3-7-LAC 7 (1:45) (Shotgun) J.Herbert pass deep left to J.Palmer pushed ob at LAC 33 for 26 yards (M.Emerson). P8

1-10-LAC 33 (1:40) (Shotgun) J.Herbert pass short right to H.Hurst to LAC 39 for 6 yards (M.Diabate).

2-4-LAC 39 (1:19) (No Huddle, Shotgun) J.Herbert pass short middle to J.Dobbins to LAC 46 for 7 yards (D.Bush, M.Diabate). P9

1-10-LAC 46 (:58) (No Huddle, Shotgun) J.Herbert sacked ob at LAC 44 for -2 yards (D.Bush).

2-12-LAC 44 (:52) (Shotgun) J.Herbert sacked at LAC 34 for -10 yards (D.Tomlinson).

3-22-LAC 34 (:10) (Shotgun) J.Dobbins up the middle to LAC 46 for 12 yards (M.Garrett).

Timeout #3 by LAC at 00:02.

4-10-LAC 46 (:02) (Shotgun) *PENALTY on LAC-J.Alt, False Start, 5 yards, enforced at LAC 46 - No Play.*

4-15-LAC 41 (:02) (Shotgun) J.Herbert pass short left to Q.Johnston to CLV 33 for 26 yards. Lateral to J.Palmer to CLV 24 for 9 yards. Lateral to L.McConkey to CLV 30 for -6 yards. Lateral to J.Dobbins to CLV 20 for 10 yards (M.Emerson). P10

**END OF QUARTER**

		<b>Time</b>	<b>First Downs</b>				<b>Efficiencies</b>	
	<b>Score</b>	<b>Poss</b>	<b>R</b>	<b>P</b>	<b>X</b>	<b>T</b>	<b>3 Down</b>	<b>4 Down</b>
<b>Los Angeles Chargers</b>	<b>20</b>	<b>6:23</b>	<b>1</b>	<b>6</b>	<b>0</b>	<b>7</b>	<b>3/4</b>	<b>1/1</b>
<b>Cleveland Browns</b>	<b>3</b>	<b>8:37</b>	<b>2</b>	<b>1</b>	<b>1</b>	<b>4</b>	<b>1/4</b>	<b>0/0</b>

# Third Quarter

11/3/2024

## Play By Play

CLV elects to Receive, and LAC elects to defend the East goal.

C.Dicker kicks 65 yards from LAC 35 to end zone, Touchback to the CLV 30.

### Cleveland Browns at 15:00

- 1-10-CLV 30 (15:00) (Shotgun) J.Winston scrambles left end ran ob at CLV 40 for 10 yards (T.Still).  
*PENALTY on CLV-D.Jones, Offensive Holding, 10 yards, enforced at CLV 30 - No Play.*
- 1-20-CLV 20 (14:32) (Shotgun) J.Winston pass short left to C.Tillman pushed ob at CLV 32 for 12 yards (D.James).
- 2-8-CLV 32 (13:58) (Shotgun) J.Ford left guard to CLV 38 for 6 yards (D.Perryman).
- 3-2-CLV 38 (13:24) (Shotgun) N.Chubb up the middle to CLV 42 for 4 yards (O.Ogbonnia; D.James). R7  
*\*\* Injury Update: LAC-J.Taylor return is Questionable.*
- 1-10-CLV 42 (12:46) N.Chubb right tackle to CLV 45 for 3 yards (D.Perryman, D.Henley).
- 2-7-CLV 45 (12:12) (Shotgun) J.Winston pass deep left to J.Akins ran ob at LAC 34 for 21 yards. P8
- 1-10-LAC 34 (11:34) N.Chubb right guard to LAC 33 for 1 yard (D.Henley; K.Mack).
- 2-9-LAC 33 (10:59) (Shotgun) J.Winston pass short middle to D.Njoku to LAC 28 for 5 yards (T.Dye).
- 3-4-LAC 28 (10:26) (Shotgun) J.Winston pass short left to J.Jeudy to LAC 15 for 13 yards (D.Henley). P9
- 1-10-LAC 15 (9:43) (Shotgun) N.Chubb left guard to LAC 14 for 1 yard (T.Tuipulotu).
- 2-9-LAC 14 (9:08) (Shotgun) *PENALTY on LAC-J.Bosa, Neutral Zone Infraction, 5 yards, enforced at LAC 14 - No Play.*
- 2-4-LAC 9 (8:54) (Shotgun) N.Chubb left tackle pushed ob at LAC 7 for 2 yards (A.Gilman, C.Hart).
- 3-2-LAC 7 (8:29) (No Huddle, Shotgun) N.Chubb left guard to LAC 6 for 1 yard (A.Gilman, D.Henley).
- 4-1-LAC 6 (7:43) M.Dunn reported in as eligible. J.Winston up the middle to LAC 4 for 2 yards (T.Dye). R10
- 1-4-LAC 4 (6:53) (Shotgun) J.Winston pass incomplete short right to C.Tillman.
- 2-4-LAC 4 (6:50) (Shotgun) J.Winston pass short right intended for J.Jeudy INTERCEPTED by E.Molden (T.Still) at LAC -4. Touchback.

Timeout at 06:44.

### Los Angeles Chargers at 6:44

- 1-10-LAC 20 (6:44) (Shotgun) J.Dobbins left guard to LAC 19 for -1 yards (Z.Smith, S.Harris).
- 2-11-LAC 19 (6:09) (Shotgun) J.Herbert pass incomplete short middle to S.Fehoko (M.Diabate).
- 3-11-LAC 19 (6:05) (Shotgun) J.Herbert pass incomplete deep right to Q.Johnston (G.Newsome) [Z.Smith].  
*\*\* Injury Update: LAC-J.Colson is Out of the game.*
- 4-11-LAC 19 (5:59) J.Scott punts 34 yards to CLV 47, Center-J.Harris, out of bounds.

Timeout at 05:52.

### Cleveland Browns at 5:52

- 1-10-CLV 47 (5:52) (Shotgun) J.Winston pass incomplete deep left to E.Moore.
- 2-10-CLV 47 (5:45) (Shotgun) J.Winston pass incomplete short left to J.Ford (D.James).
- 3-10-CLV 47 (5:40) (Shotgun) J.Winston pass incomplete short left to D.Njoku [J.Bosa].
- 4-10-CLV 47 (5:36) C.Bojorquez punts 43 yards to LAC 10, Center-R.Sunahara, fair catch by L.McConkey.

Timeout at 05:28.

### Los Angeles Chargers at 5:28

- 1-10-LAC 10 (5:28) (Shotgun) J.Herbert scrambles left end to LAC 14 for 4 yards (M.Hall).
- 2-6-LAC 14 (4:48) (Shotgun) J.Dobbins up the middle to LAC 16 for 2 yards (O.Okoronkwo, D.Bush).
- 3-4-LAC 16 (4:08) (Shotgun) J.Herbert pass incomplete short right to J.Palmer (D.Ward).
- 4-4-LAC 16 (4:05) J.Scott punts 51 yards to CLV 33, Center-J.Harris. J.Darden pushed ob at CLV 43 for 10 yards (N.Niemann; D.Henley).

Timeout at 03:54.

### Cleveland Browns at 3:54

- 1-10-CLV 43 (3:54) N.Chubb left tackle to 50 for 7 yards (A.Gilman, E.Molden).
- 2-3-50 (3:28) (No Huddle, Shotgun) J.Winston sacked at 50 for 0 yards (T.Tuipulotu).
- 3-3-50 (2:55) (No Huddle, Shotgun) J.Winston pass short middle to C.Tillman to LAC 38 for 12 yards (D.James). P11
- 1-10-LAC 38 (2:26) (No Huddle, Shotgun) J.Winston pass deep right intended for C.Tillman INTERCEPTED by A.Gilman at LAC 14. A.Gilman pushed ob at LAC 32 for 18 yards (D.Njoku).

### Los Angeles Chargers at 2:16

- 1-10-LAC 32 (2:16) J.Dobbins right tackle to LAC 36 for 4 yards (G.Delpit).
- 2-6-LAC 36 (1:39) J.Herbert pass incomplete short right [M.Garrett].
- 3-6-LAC 36 (1:32) (Shotgun) J.Herbert pass incomplete deep right to W.Dissly.

**Los Angeles Chargers vs Cleveland Browns at Huntington Bank Field**

4-6-LAC 36 (1:26) J.Scott punts 46 yards to CLV 18, Center-J.Harris. J.Darden to CLV 37 for 19 yards (N.Niemann).

**Cleveland Browns at 1:10**

1-10-CLV 37 (1:10) (Shotgun) J.Winston pass short right to J.Jeudy ran ob at CLV 47 for 10 yards.

P12

1-10-CLV 47 (:44) (No Huddle, Shotgun) J.Winston pass short left to D.Njoku to LAC 48 for 5 yards (D.Perryman).

2-5-LAC 48 (:09) (No Huddle, Shotgun) J.Winston pass short right to E.Moore to LAC 45 for 3 yards (D.James).

**END OF QUARTER**

		<b>Time</b>	<b>First Downs</b>				<b>Efficiencies</b>	
	<b>Score</b>	<b>Poss</b>	<b>R</b>	<b>P</b>	<b>X</b>	<b>T</b>	<b>3 Down</b>	<b>4 Down</b>
<b>Los Angeles Chargers</b>	<b>20</b>	<b>3:32</b>	<b>0</b>	<b>0</b>	<b>0</b>	<b>0</b>	<b>0/3</b>	<b>0/0</b>
<b>Cleveland Browns</b>	<b>3</b>	<b>11:28</b>	<b>2</b>	<b>4</b>	<b>0</b>	<b>6</b>	<b>3/5</b>	<b>1/1</b>

**Fourth Quarter**

11/3/2024

**Play By Play**

Cleveland Browns continued.

3-2-LAC 45 (15:00) (Shotgun) N.Chubb left tackle to LAC 46 for -1 yards (K.Mack).

4-3-LAC 46 (14:22) (Shotgun) J.Winston pass short right to N.Chubb to 50 for -4 yards (T.Dye).

Timeout at 14:16.

**Los Angeles Chargers**

\*\* Injury Update: CLV-D.Jones return is Questionable.

**Los Angeles Chargers at 14:16**

1-10-50 (14:16) J.Herbert pass short middle to L.McConkey to CLV 30 for 20 yards (D.Bush). P11

1-10-CLV 30 (13:36) (Shotgun) K.Vidal left tackle to CLV 33 for -3 yards (D.Tomlinson).

2-13-CLV 33 (12:56) (Shotgun) K.Vidal up the middle to CLV 29 for 4 yards (J.Thornhill; S.Harris).

3-9-CLV 29 (12:21) (Shotgun) J.Herbert pass short right to J.Dobbins to CLV 26 for 3 yards (C.Mitchell).

4-6-CLV 26 (11:41) C.Dicker 44 yard field goal is No Good, Wide Left, Center-J.Harris, Holder-J.Scott.

Timeout at 11:37.

**Cleveland Browns at 11:37**

1-10-CLV 34 (11:37) (Shotgun) J.Winston pass short middle to E.Moore to LAC 49 for 17 yards (E.Molden; D.Henley). \*\* Injury Update: CLV-D.Jones has returned to the game. P13

1-10-LAC 49 (10:57) (Shotgun) J.Winston pass incomplete deep left to C.Tillman.

2-10-LAC 49 (10:51) (Shotgun) J.Winston pass short middle intended for E.Moore INTERCEPTED by T.Still at LAC 34. T.Still to LAC 35 for 1 yard (E.Moore).

**Los Angeles Chargers at 10:44**

1-10-LAC 35 (10:44) J.Herbert pass incomplete deep left to L.McConkey.

2-10-LAC 35 (10:39) J.Herbert pass short right to W.Dissly to LAC 41 for 6 yards (I.McGuire) [M.Hall].

*PENALTY on LAC-J.Alt, Offensive Holding, 10 yards, enforced at LAC 36.*

2-19-LAC 26 (10:18) (Shotgun) J.Herbert pass short right to W.Dissly to LAC 34 for 8 yards (D.Bush, S.Harris).

3-11-LAC 34 (9:33) (Shotgun) J.Herbert pass incomplete deep right to L.McConkey (D.Ward).

4-11-LAC 34 (9:27) J.Scott punts 55 yards to CLV 11, Center-J.Harris. J.Darden to CLV 22 for 11 yards (T.Tuipulotu). LAC-S.Fehoko was injured during the play.

**Cleveland Browns at 9:14**

1-10-CLV 22 (9:14) (Shotgun) J.Winston pass short right to D.Njoku to CLV 28 for 6 yards (D.Perryman).

2-4-CLV 28 (8:42) (Shotgun) J.Winston pass short right to J.Ford to CLV 30 for 2 yards (D.Henley).

3-2-CLV 30 (8:15) (No Huddle, Shotgun) J.Winston pass short middle to C.Tillman to CLV 42 for 12 yards (E.Molden). P14

1-10-CLV 42 (7:43) (No Huddle, Shotgun) J.Winston pass short left to J.Jeudy to LAC 45 for 13 yards (T.Still). P151-10-LAC 45 (7:17) (No Huddle, Shotgun) J.Winston pass short left to J.Jeudy to LAC 33 for 12 yards (T.Still). P16

Timeout #1 by LAC at 06:52.

1-10-LAC 33 (6:52) (Shotgun) J.Winston pass incomplete short left to J.Ford [P.Ford].

2-10-LAC 33 (6:48) (Shotgun) J.Winston pass incomplete short right to C.Tillman (M.Fox).

3-10-LAC 33 (6:43) (Shotgun) J.Winston pass incomplete short right to E.Moore.

\*\* Injury Update: LAC-S.Fehoko return is Questionable.

4-10-LAC 33 (6:38) D.Hopkins 51 yard field goal is BLOCKED (T.Tart), Center-R.Sunahara, Holder-C.Bojorquez, recovered by CLV-D.Hopkins at CLV 46.

**Los Angeles Chargers at 6:30**

1-10-CLV 46 (6:30) (Shotgun) J.Dobbins up the middle to CLV 41 for 5 yards (G.Delpit).

2-5-CLV 41 (5:48) (Shotgun) J.Dobbins right guard to CLV 7 for 34 yards (M.Emerson). R12

1-7-CLV 7 (5:01) J.Dobbins left tackle to CLV 7 for no gain (M.Emerson; C.Mitchell).2-7-CLV 7 **(4:21) (Shotgun) J.Dobbins left guard for 7 yards, TOUCHDOWN.** R13

C.Dicker extra point is GOOD, Center-J.Harris, Holder-J.Scott.

**LAC 27 CLV 3, 4 plays, 46 yards, 2:14 drive, 10:44 elapsed**

C.Dicker kicks 65 yards from LAC 35 to end zone, Touchback to the CLV 30.

**Cleveland Browns at 4:16**

1-10-CLV 30 (4:16) (Shotgun) P.Strong up the middle to CLV 31 for 1 yard (T.Dye).

2-9-CLV 31 (3:50) (No Huddle, Shotgun) J.Winston pass short left to E.Moore pushed ob at CLV 39 for 8 yards (E.Apple).

3-1-CLV 39 (3:44) (No Huddle, Shotgun) J.Winston pass incomplete short right to J.Akins (N.Niemann).

4-1-CLV 39 (3:41) (No Huddle, Shotgun) J.Winston scrambles right end to CLV 42 for 3 yards (N.Niemann). R17

**Los Angeles Chargers vs Cleveland Browns at Huntington Bank Field**

1-10-CLV 42 (3:05) (No Huddle, Shotgun) P.Strong left end to CLV 49 for 7 yards (T.Dye, E.Molden). P18  
 2-3-CLV 49 (2:39) (No Huddle, Shotgun) J.Winston pass short left to C.Tillman to LAC 38 for 13 yards (A.Finley).  
1-10-LAC 38 (2:14) (No Huddle, Shotgun) J.Winston scrambles left end to LAC 25 for 13 yards (E.Molden). R19

Two-Minute Warning

1-10-LAC 25 (2:00) (Shotgun) J.Winston pass short left to J.Akins to LAC 21 for 4 yards (E.Apple).  
 2-6-LAC 21 (1:40) (No Huddle, Shotgun) J.Winston pass incomplete deep left to J.Jeudy.  
 3-6-LAC 21 (1:36) (Shotgun) J.Winston pass short right to J.Akins to LAC 14 for 7 yards (E.Molden; T.Still). P20  
1-10-LAC 14 (1:12) (No Huddle, Shotgun) J.Winston sacked at LAC 17 for -3 yards (T.Tuipulotu).  
 2-13-LAC 17 **(:49) (No Huddle, Shotgun) J.Winston pass incomplete deep left to C.Tillman (C.Hart).  
 The Replay Official reviewed the incomplete pass ruling, and the play was REVERSED.  
 (No Huddle, Shotgun) J.Winston pass deep left to C.Tillman for 17 yards, TOUCHDOWN. P21**  
 D.Hopkins extra point is GOOD, Center-R.Sunahara, Holder-C.Bojorquez.

**LAC 27 CLV 10, 12 plays, 70 yards, 3:32 drive, 14:16 elapsed**

D.Hopkins kicks 65 yards from CLV 35 to end zone, Touchback to the LAC 30.

**Los Angeles Chargers at 0:44**

1-10-LAC 30 (:44) J.Herbert kneels to LAC 29 for -1 yards.  
 2-11-LAC 29 (:24) J.Herbert kneels to LAC 28 for -1 yards.

**END OF QUARTER**

	Score	Time Poss	First Downs				Efficiencies	
			R	P	X	T	3 Down	4 Down
Los Angeles Chargers	27	7:07	2	1	0	3	0/2	0/0
Cleveland Browns	10	7:53	2	7	0	9	2/5	1/2



# Miscellaneous Statistics Report

Los Angeles Chargers vs Cleveland Browns  
11/3/2024 at Huntington Bank Field

## Ten Longest Plays for Los Angeles Chargers

Yards	Qtr	Play Start	Play Description
66	2	3-6-LAC 34	(8:10) (Shotgun) J.Herbert pass deep right to Q.Johnston for 66 yards, TOUCHDOWN.
39	2	4-15-LAC 41	(:02) (Shotgun) J.Herbert pass short left to Q.Johnston to CLV 33 for 26 yards. Lateral to J.Palmer to CLV 24 for 9 yards. Lateral to L.McConkey to CLV 30 for -6 yards. Lateral to J.Dobbins to CLV 20 for 10 yards (M.Emerson).
34	4	2-5-CLV 41	(5:48) (Shotgun) J.Dobbins right guard to CLV 7 for 34 yards (M.Emerson).
28	1	3-21-CLV 28	(6:54) (Shotgun) J.Herbert pass deep right to J.Palmer for 28 yards, TOUCHDOWN.
26	2	3-7-LAC 7	(1:45) (Shotgun) J.Herbert pass deep left to J.Palmer pushed ob at LAC 33 for 26 yards (M.Emerson).
21	2	3-6-LAC 44	(4:58) (Shotgun) J.Herbert pass short right to Q.Johnston to CLV 35 for 21 yards (J.Thornhill).
20	4	1-10-50	(14:16) J.Herbert pass short middle to L.McConkey to CLV 30 for 20 yards (D.Bush).
19	2	1-10-CLV 35	(4:12) J.Herbert pass short left to L.McConkey to CLV 16 for 19 yards (W.Reid; J.Thornhill).
16	1	1-10-LAC 30	(15:00) J.Herbert pass deep middle to L.McConkey to LAC 46 for 16 yards (D.Bush).
16	2	1-10-CLV 16	(3:34) (Shotgun) J.Dobbins left tackle for 16 yards, TOUCHDOWN.

## Ten Longest Plays for Cleveland Browns

Yards	Qtr	Play Start	Play Description
21	3	2-7-CLV 45	(12:12) (Shotgun) J.Winston pass deep left to J.Akins ran ob at LAC 34 for 21 yards.
17	4	1-10-CLV 34	(11:37) (Shotgun) J.Winston pass short middle to E.Moore to LAC 49 for 17 yards (E.Molden; D.Henley). ** Injury Update:
17	4	2-13-LAC 17	(:49) (No Huddle, Shotgun) J.Winston pass incomplete deep left to C.Tillman (C.Hart).
13	3	3-4-LAC 28	(10:26) (Shotgun) J.Winston pass short left to J.Jeudy to LAC 15 for 13 yards (D.Henley).
13	4	1-10-CLV 42	(7:43) (No Huddle, Shotgun) J.Winston pass short left to J.Jeudy to LAC 45 for 13 yards (T.Still).
13	4	2-3-CLV 49	(2:39) (No Huddle, Shotgun) J.Winston pass short left to C.Tillman to LAC 38 for 13 yards (A.Finley).
13	4	1-10-LAC 38	(2:14) (No Huddle, Shotgun) J.Winston scrambles left end to LAC 25 for 13 yards (E.Molden).
12	3	1-20-CLV 20	(14:32) (Shotgun) J.Winston pass short left to C.Tillman pushed ob at CLV 32 for 12 yards (D.James).
12	3	3-3-50	(2:55) (No Huddle, Shotgun) J.Winston pass short middle to C.Tillman to LAC 38 for 12 yards (D.James).
12	4	3-2-CLV 30	(8:15) (No Huddle, Shotgun) J.Winston pass short middle to C.Tillman to CLV 42 for 12 yards (E.Molden).

## Touchdown Scoring Information

		Offense	Defense	Special Teams
<b>VISITOR</b>	Los Angeles Chargers	4	0	0
<b>HOME</b>	Cleveland Browns	1	0	0

## Player Scoring Information

Club	Player	TD	Rush TD	Rec TD	KO TD	Punt TD	Int TD	Fum TD	Misc TD	FG	XP	2Pt Rush	2Pt Rec	Sfty	Points
LAC	J.Dobbins	0	2	0	0	0	0	0	0	0	0	0	0	0	12
LAC	Q.Johnston	0	0	1	0	0	0	0	0	0	0	0	0	0	6
LAC	J.Palmer	0	0	1	0	0	0	0	0	0	0	0	0	0	6
LAC	C.Dicker	0	0	0	0	0	0	0	0	0	3	0	0	0	3
CLV	C.Tillman	0	0	1	0	0	0	0	0	0	0	0	0	0	6
CLV	D.Hopkins	0	0	0	0	0	0	0	0	1	1	0	0	0	4

## Possession Detail

	First Half		Second Half		Game	
	Visitor	Home	Visitor	Home	Visitor	Home
Largest Lead	17	0	24	0	24	0
Drives Leading	5	0	7	0	12	0
Time of Possession Leading	10:13	0:00	10:39	0:00	20:52	0:00
Largest Deficit	0	-17	0	-24	0	-24
Drives Trailing	0	5	0	7	0	12
Time of Possession Trailing	0:00	11:36	0:00	19:21	0:00	30:57
Times Score Tied Up		0		0		0
Lead Changes		1		0		1

# Playtime Percentage

Percent of playtime per player on offense, defense and special teams (Unofficial)

## Los Angeles Chargers

## Cleveland Browns

		Los Angeles Chargers				Cleveland Browns					
		Offense	Defense	Special Teams		Offense	Defense	Special Teams			
J.Alt	T	57	100%	5	17%	J.Bitonio	G	79	100%	3	10%
R.Slater	T	57	100%	5	17%	W.Teller	G	79	100%	3	10%
T.Pipkins	T	57	100%	5	17%	J.Conklin	T	79	100%	1	3%
Z.Johnson	G	57	100%	5	17%	E.Pocic	C	79	100%		
J.Herbert	QB	57	100%			J.Jeudy	WR	79	100%		
B.Bozeman	C	57	100%			J.Winston	QB	79	100%		
L.McConkey	WR	48	84%	2	7%	D.Jones	T	77	97%	2	7%
J.Dobbins	RB	42	74%			C.Tillman	WR	76	96%		
W.Dissly	TE	39	68%	4	14%	D.Njoku	TE	61	77%		
Q.Johnston	WR	39	68%			E.Moore	WR	60	76%		
J.Palmer	WR	35	61%			J.Ford	RB	36	46%	5	17%
J.Reagor	WR	19	33%	3	10%	N.Chubb	RB	28	35%		
S.Matlock	FB	17	30%	14	18%	J.Akins	TE	25	32%	14	48%
E.Tomlinson	TE	16	28%	17	59%	P.Strong	RB	12	15%	18	62%
K.Vidal	RB	11	19%	2	7%	G.Swaim	TE	12	15%	14	48%
S.Fehoko	WR	9	16%	17	59%	J.Thrash	WR	4	5%		
H.Hurst	TE	8	14%			J.Wills	T	2	3%	3	10%
D.Davis	WR	2	4%	7	24%	M.Dunn	G	2	3%	3	10%
A.Gilman	SS			75	95%	G.Delpit	SS			56	98%
T.Still	CB			73	92%	M.Diabate	LB			52	91%
E.Molden	CB			71	90%	D.Ward	CB			51	89%
C.Hart	CB			70	89%	M.Emerson	CB			48	84%
D.Henley	LB			67	85%	D.Bush	LB			46	81%
D.James	SS			67	85%	1	3%	M.Garrett	DE	44	77%
T.Tuipulotu	DE			59	75%	24	83%	J.Thornhill	FS	44	77%
B.Dupree	LB			54	68%	1	3%	G.Newsome	CB	39	68%
P.Ford	DE			40	51%	3	10%	Z.Smith	DE	29	51%
D.Perryman	LB			38	48%	3	10%	O.Okoronkwo	DE	28	49%
M.Fox	DT			37	47%	4	14%	S.Harris	DT	26	46%
O.Ogbonnia	DT			36	46%	3	10%	D.Tomlinson	DT	26	46%
E.Apple	CB			34	43%	2	7%	I.McGuire	DE	26	46%
K.Mack	DE			33	42%			M.Hall	DT	25	44%
T.Tart	DT			29	37%	3	10%	R.McLeod	FS	20	35%
T.Dye	LB			24	30%	23	79%	W.Reid	LB	15	26%
J.Bosa	DE			19	24%			M.Hurst	DT	13	23%
N.Niemann	LB			9	11%	23	79%	C.Mitchell	CB	11	19%
A.Finley	FS			9	11%	19	66%	S.Kamara	LB	11	19%
J.Taylor	CB			7	9%	4	14%	R.Hickman	SS	7	12%
D.Bootle	CB			4	5%	14	48%	N.Watson	LB	6	11%
H.Haskins	RB					19	66%	M.Ford	CB	2	4%
J.Scott	P					12	41%	K.Hudson	LB	2	4%
J.Harris	LS					12	41%	Da.Bell	SS		
C.Dicker	K					10	34%	C.Bojorquez	P		
J.Colson	LB					8	28%	R.Sunahara	LS		
J.Salyer	G					5	17%				

S.Mustipher

C

5 17% J.Darden  
D.Hopkins  
Z.Zinter

WR

K

G

7 24%

6 21%

3 10%