



GAME RELEASE



VS



► WEEK 16

LOS ANGELES CHARGERS **VS** OAKLAND RAIDERS
DEC. 22ND, 2019

GAME RELEASE



714.540.7100 • chargers.com • [@chargers](https://twitter.com/chargers)

Josh.Rupprecht@chargers.nfl.com
Jamaal.LaFrance@chargers.nfl.com

Skip.Powers@chargers.nfl.com
Brock.Anderson@chargers.nfl.com

Jennifer.Rojas@chargers.nfl.com
Lauren.Meyer@chargers.nfl.com

CHARGERS vs. RAIDERS

The Los Angeles Chargers (5-9) close out the home slate at Dignity Health Sports Park when they face the divisional rival Oakland Raiders (6-8) on Sunday, Dec. 22, with kickoff scheduled for 1:05 p.m. PT. Greg Gumbel, Trent Green and Melanie Collins have the call on CBS while Matt "Money" Smith, Daniel Jeremiah and Shannon Farren will bring the action on KFI-AM 640. Mario Solis and Jorge Villanueva will present the game in Spanish on KFWB-AM 980.

The Raiders lead the all-time regular season series, 63-54-2, and hold a 31-27-1 advantage on the road against the Bolts. The Raiders won the first meeting of the 2019 season, 26-24, to snap a four-game Chargers win streak. Melvin Gordon ran for 108 yards and a score in the early November contest, but the Raiders scored with a minute left to secure the victory.

The Chargers got tripped up last weekend against the Minnesota Viking, 39-10. Keenan Allen eclipsed 1,000 yards receiving on the season as he hauled in nine passes for 99 yards. Philip Rivers passed 4,000 yards on the season as he threw for 307 yards and a score. Derwin James paced the Bolts with nine tackles in his third appearance on the season.

The Raiders dropped their fourth straight game, falling 20-16 against the Jacksonville Jaguars in the last game in Oakland. The Jaguars scored with 31-seconds remaining to seize the victory. Derek Carr has passed for 3,372 yards and 19 touchdowns while rookie Josh Jacobs has rushed for 1,150 yards and seven scores. Tight end Darren Waller has hauled in 80 passes for 1,001 yards and three touchdowns. Tahir Whitehead leads the team with 98 tackles while Maxx Crosby has registered 8.5 sacks.

The Bolts close out the 2019 regular season against the Kansas City Chiefs at Arrowhead. The two division foes will meet on Sunday, Dec. 29 with kickoff scheduled for 10 a.m. PT.

BY THE NUMBERS

1,000 Keenan Allen produced his third straight season of 1,000-plus receiving yards and the fourth of his career. Allen has also posted three-straight seasons with 90 or more catches. The yards are tied for the second-longest streak in team history and is the longest streak by a Charger since Hall of Fame WR Charlie Joiner accomplished the feat for three-straight seasons from 1979-81.

80 With two more catches by Austin Ekeler, the former undrafted rookie can join Keenan Allen as the second-ever set of Chargers teammates to each have at least 80 receptions in a single season (1980 season, Kellen Winslow had 89 and John Jefferson had 82).

4,000 Philip Rivers eclipsed 4,000 passing yards for the seventh consecutive season and the 11th time on his career. His 11 season with 4,000 or more yards is the third-most in league history. He enters Week 16 ranked third in the NFL with 4,055 yards through the air.

307.6 The Chargers enter Week 16 ranked fifth in the NFL in total defense with 307.6 yards allowed per game. The Bolts also rank fourth in the league with 197.4 passing yards allowed per game. Since Week 11, the Chargers lead the NFL with only 1,133 scrimmage yards allowed, which is over 200 yards less than the next defense.

GAME RELEASE INDEX

PAGE	CONTENT	PAGE	CONTENT	PAGE	CONTENT
2	Schedule Breakdown	9	Postgame Notes	28	Pronunciation
3	The Coaches	10	Striking Distance	29	Transactions
4	Connections	11	Player Notes	32	Depth Chart
6	The Matchup	17	Philip Rivers	33	Last Time
7	Series History	23	Anthony Lynn	35	Statistics
7	Notable Performances	24	Tom Telesco	42	Game Recaps
8	Career Stats vs. Opp.	25	Rosters	57	Player Capsules

LOS ANGELES CHARGERS 2019 SCHEDULE

PRESEASON

WEEK	DATE	OPPONENT	TIME/SCORE	NETWORK
1	Thu. Aug. 8	@ Cardinals	L, 17-13	ABC7
2	Sun. Aug. 18	SAINTS	L, 19-17	CBS*
3	Sat. Aug. 24	SEAHAWKS	L, 23-15	ABC7
4	Thu. Aug. 29	@ 49ers	W, 27-24	ABC7

REGULAR SEASON

WEEK	DATE	OPPONENT	TIME/SCORE	NETWORK
1	Sun. Sept. 8	COLTS	W, 30-24 OT	CBS
2	Sun. Sept. 15	@ Lions	L, 13-10	CBS
3	Sun. Sept. 22	TEXANS	L, 27-20	CBS
4	Sun. Sept. 29	@ Dolphins	W, 30-10	CBS
5	Sun. Oct. 6	BRONCOS	L, 20-13	CBS
6	Sun. Oct. 13	STEELERS	L, 24-17	NBC*
7	Sun. Oct. 20	@ Titans	L, 23-20	CBS
8	Sun. Oct. 27	@ Bears	W, 17-16	FOX
9	Sun. Nov. 3	PACKERS	W, 26-11	CBS
10	Thur. Nov. 7	@ Raiders	L, 26-24	FOX/NFLN*
11	Mon. Nov. 18	CHIEFS	L, 24-17	ESPN*
12		BYE		
13	Sun. Dec. 1	@ Broncos	L, 23-20	CBS
14	Sun. Dec. 8	@ Jaguars	W, 45-10	FOX
15	Sun. Dec. 15	VIKINGS	L, 39-10	CBS
16	Sun. Dec. 22	RAIDERS	1:05 pm	CBS
17	Sun. Dec. 29	@ Chiefs	10:00 am	CBS

The Chargers will host the Kansas City Chiefs in Mexico City at Estadio Azteca as part of the 2019 NFL International Games. Subject to NFL's flex scheduling | All dates and times are Pacific and subject to change | * Nationally televised

2019 AFC WEST STANDINGS

WEST	W	L	T	Pct.	PF	PA
Kansas City	10	4	0	.714	394	284
Oakland	6	8	0	.429	274	386
Denver	5	9	0	.357	239	284
Los Angeles Chargers	5	9	0	.357	299	290

CHARGERS ON THE AIR

TELEVISION: CBS

Play-by-play: Greg Gumbel

Analyst: Trent Green

Sideline: Melanie Collins

CHARGERS RADIO: KFI-AM 640

Play-by-play: Matt "Money" Smith

Analyst: Daniel Jeremiah

Sideline: Shannon Farren

SPANISH RADIO: KFWB-AM 980

Play-by-play: Mario Solis

Analyst: Jorge Villanueva

BREAKING DOWN THE 2019 SCHEDULE

The Chargers opponents in 2019 posted a **105-101-3 (.510)** regular season record in 2018. Four of the teams on the schedule made the postseason and seven of the teams had a .500 or better record. The Chargers finished second in the AFC West and were 4-2 against divisional foes. The Bolts made their first playoff appearance since 2013.

SERIES BREAKDOWN		2018 RECORD	NOTES
	ALL-TIME: 17-10-0 HOME: 6-6-0 AWAY: 11-4-0 LAST: W, 30-24 OT - 2019 at Chargers	OVERALL: 10-6-0 HOME: 6-2-0 AWAY: 4-4-0 POSTSEASON: Divisional Round	For the first time since 2013, Los Angeles will host Indianapolis. It will mark the second-ever season opener the team has played against the Colts. The Bolts have an all-time record of 16-10 against the Colts, including wins in four of the last six matchups.
	ALL-TIME: 7-5-0 HOME: 5-0-0 AWAY: 2-5-0 LAST: L, 13-10 - 2019 at Lions	OVERALL: 6-10-0 HOME: 3-5-0 AWAY: 3-5-0 POSTSEASON: N/A	The Chargers face Detroit for the first time since 2015. Los Angeles has won seven of the last eight against the Lions, including a 51-14 win at home in 2007. The Chargers have posted 30-plus points in each of the past two home games against Detroit.
	ALL-TIME: 5-2-0 HOME: 2-2-0 AWAY: 3-0-0 LAST: L, 27-20 - 2019 at Chargers	OVERALL: 11-5-0 HOME: 6-2-0 AWAY: 5-3-0 POSTSEASON: Wild Card Round	The Week 3 matchup will be just the seventh between the two teams. A 5-1 record (.833 pct.) against Houston marks Los Angeles' best winning percentage against any NFL team. The Bolts have eclipsed 20 points in every game against the Texans.
	ALL-TIME: 14-16-0 HOME: 10-8-0 AWAY: 4-8-0 LAST: W, 30-10 - 2019 at Dolphins	OVERALL: 7-9-0 HOME: 6-2-0 AWAY: 1-7-0 POSTSEASON: N/A	The late-September matchup in Miami will mark the Bolts' first trip to South Florida since 2014. The Chargers eclipsed 400-plus yards in three of the past six matchups with the Dolphins, including a 30-14 home win in 2015 that saw a 311-yard and three-touchdown performance by Philip Rivers.
	ALL-TIME: 52-68-1 HOME: 34-26-0 AWAY: 18-42-1 LAST: L, 23-20 - 2019 at Broncos	OVERALL: 6-10-0 HOME: 3-5 AWAY: 3-5 POSTSEASON: N/A	The Chargers split the season series against the Broncos for the third consecutive season. Both teams won on the road with the Bolts earning a 23-9 victory in Denver. The win in Mile High was the first for the Chargers since 2013. Mike Williams scored his 10th total TD of the season in the winning effort.
	ALL-TIME: 10-24-0 HOME: 6-9-0 AWAY: 4-15-0 LAST: L, 24-17 - 2019 at Chargers	OVERALL: 9-6-1 HOME: 5-3-0 AWAY: 4-3-1 POSTSEASON: N/A	For the second time in as many seasons, the Chargers and Steelers will square off on <i>Sunday Night Football</i> . It marks the first time the Chargers will play the same team on Sunday Night in consecutive seasons since facing both Indianapolis and New England in 2007 and 2008 on <i>Sunday Night Football</i> .
	ALL-TIME: 28-18-1 HOME: 18-5-1 AWAY: 10-17-0 LAST: L, 23-20 - 2019 at Titans	OVERALL: 9-7-0 HOME: 6-2-0 AWAY: 3-5-0 POSTSEASON: N/A	The Bolts play the Titans for the second time in as many seasons and the third time in the last four years. Los Angeles is on a two-game winning streak and has won 10 of the last 11 contests against Tennessee. The Chargers have eclipsed 30 points when playing the Titans in six of the last nine games.
	ALL-TIME: 6-7-0 HOME: 4-3-0 AWAY: 2-4-0 LAST: W, 17-16 - 2019 at Bears	OVERALL: 12-4-0 HOME: 7-1-0 AWAY: 5-3-0 POSTSEASON: Wild Card Round	Los Angeles plays against Chicago for the 13th time in history and the sixth on the road. To start the all-time series, the Bolts won the first three games and four of the first five. In their most recent win against the Bears, the team held Chicago to 202 yards of offense and three points in a 14-3 victory.
	ALL-TIME: 2-10-0 HOME: 1-6-0 AWAY: 1-4-0 LAST: W, 26-11 - 2019 at Chargers	OVERALL: 6-9-1 HOME: 5-2-1 AWAY: 1-7-0 POSTSEASON: N/A	The Bolts square off against Green Bay for just the 12th time in history. The last three contests were decided by seven points. In the most recent game of the series at Green Bay in 2015, quarterback Philip Rivers set team marks for attempts (65), completions (43) and passing yards (503).
	ALL-TIME: 54-64-2 HOME: 27-32-1 AWAY: 27-32-1 LAST: L, 26-24 - 2019 at Raiders	OVERALL: 4-12-0 HOME: 3-5-0 AWAY: 1-7-0 POSTSEASON: N/A	The Chargers swept the season series for the second-straight year, holding Oakland to just 16 total points in the two contests. Melvin Gordon totaled 285 yards in the two games in 2018. The four-game winning streak against the division rival is the longest for the Bolts since a 13-game streak (2003-09).
	ALL-TIME: 56-62-1 HOME: 32-27-1 AWAY: 24-35-0 LAST: L, 24-17 - 2019 vs. Chiefs	OVERALL: 12-4-0 HOME: 7-1-0 AWAY: 5-3-0 POSTSEASON: AFC Top Seed	The Chargers snapped a nine-game losing streak in dramatic fashion, erasing a 28-14 fourth quarter deficit to beat the division foe Chiefs, 29-28. The victory marked the first time the teams split the season series since 2011. Mike Williams caught the TD with four seconds left and then secured the 2-pt try.
	ALL-TIME: 8-3-0 HOME: 4-0-0 AWAY: 4-3-0 LAST: W, 45-10 - 2019 at Jaguars	OVERALL: 5-11-0 HOME: 3-5-0 AWAY: 2-6-0 POSTSEASON: N/A	The Chargers will fly to Florida's most populated city for the second time in the tenure of Head Coach Anthony Lynn. Los Angeles looks to improve on its 7-3 record against the Jaguars and the team's average margin of victory in those seven wins is 18.4 points.
	ALL-TIME: 6-7-0 HOME: 3-2-0 AWAY: 3-5-0 LAST: L, 39-10 - 2019 vs. Vikings	OVERALL: 8-7-1 HOME: 5-3-0 AWAY: 3-4-1 POSTSEASON: N/A	The Week 15 matchup will mark only the third home game for the Bolts against Minnesota since 1981. It is scheduled to be the second matchup on <i>Sunday Night Football</i> for the Bolts in 2019, which would mark the first season with multiple Sunday Night contests since having three in 2008.



THE HEAD COACHES



Anthony Lynn is in his third season as a head coach in the National Football League after serving as Buffalo's interim in Week 17 of the 2016 season. In just his second season, Lynn led the Chargers to their first playoff appearance since 2013 and their best record since 2009 by posting a 12-4 mark. The Chargers led the NFL with

seven Pro Bowl selections and were a resilient squad, winning eight-straight road contests. For his efforts in 2018, Lynn was recognized by the Fritz Pollard Alliance with the Paul "Tank" Younger Award and was later tabbed the Coach of the Year by the Los Angeles Sports Council. In his first season at the helm in Los Angeles, Lynn rallied the team after an 0-4 start to win nine of the final 12 games, including six of the last seven contests. The Chargers finished 9-7 and just missed out on a playoff berth due to a tiebreaker. The nine wins over the 12-game span was the best mark since the team won the last 11 games of the 2009 season. The five-straight home wins were also the best run on home turf since that 2009 season. Lynn put his imprint on the team in year one. The Bolts turned the ball over just 15 times in 2017 to rank tied for fourth in the NFL after a season in which they were dead last with 35 turnovers. The offensive line led the league in the least amount of sacks allowed with 18. The Chargers haven't led the league in the least amount of sacks allowed since in the AFL in 1968. In two seasons in Los Angeles, Lynn has compiled a 21-11 regular season record.



Jon Gruden returned as head coach of the Oakland Raiders on Jan. 9, 2018, welcoming back one of the most respected and successful coaches in the storied history of the Silver and Black. Gruden, who was first introduced as head coach of the Raiders over 20 years ago, served four seasons with the Raiders from 1998-2001.

The naming of Gruden marked his return to coaching after spending nearly a decade in broadcasting, including color analyst duties on the Monday Night Football franchise from 2009-2017. Gruden compiled a 95-81 (.540) regular season mark in 11 seasons as a head coach with the Raiders and the Tampa Bay Buccaneers (2002-08), and a 5-4 record (.556) in postseason contests, which includes a victory in Super Bowl XXXVII. The youngest head coach in the NFL at age 34 upon his initial hire by Raiders Owner Al Davis in 1998, Gruden posted a 38-26 record (.594) and led the Silver and Black to back-to-back AFC West titles in 2000 and 2001. He guided the Raiders to an AFC Championship Game appearance in 2000, a campaign in which the Raiders set a franchise record with 479 points and led the NFL in rushing (154.4 avg.). The Raiders ranked in the top-seven in total offense in three of Gruden's four seasons in Oakland, including the top-three in rushing twice and the top-seven in passing once. Defensively, Gruden's units twice ranked among the league's top-10 in total defense, including the fifth-overall rush defense in 2000 and two top-nine finishes in passing defense.

ANTHONY LYNN COACHING HISTORY

Category	W	L	T	Pct.
Regular-season record as NFL head coach	26	21	0	0.553
Postseason record as NFL head coach	1	1	0	0.500
<i>Overall record as NFL head coach</i>	<i>27</i>	<i>22</i>	<i>0</i>	<i>0.551</i>
Regular-season record as NFL coordinator	7	6	0	0.539
Postseason record as NFL coordinator	—	—	—	—
<i>Overall record as NFL coordinator</i>	<i>7</i>	<i>6</i>	<i>0</i>	<i>0.539</i>
Regular-season record as NFL assistant coach	128	130	0	0.496
Postseason record as NFL assistant coach	4	4	0	0.500
<i>Overall record as NFL assistant coach</i>	<i>132</i>	<i>134</i>	<i>0</i>	<i>0.496</i>
Regular-season record as NFL coach	161	157	0	0.506
Postseason record as NFL coach	5	5	0	0.500
Overall record as NFL coach	166	162	0	0.506

WHO IS NEW ON THE ROSTER

2019 DRAFT PICKS

Draft Picks	Pos.	College	Selection
Jerry Tillery	DT	Notre Dame	1st round (28th overall)
Nasir Adderley	S	Delaware	2nd round (60th overall)
Trey Pipkins III	T	Sioux Falls	3rd round (91st overall)
Drue Tranquill	LB	Notre Dame	4th round (130th overall)
Easton Stick	QB	North Dakota State	5th round (166th overall)
Emeke Egbule	LB	Houston	6th round (200th overall)
Cortez Broughton	DT	Cincinnati	7th round (242nd overall)

2019 VETERAN ADDITIONS

Name	Pos.	Exp.	College	Former Team
Thomas Davis Sr.	LB	15	Georgia	Carolina
Tyrod Taylor	QB	9	Virginia Tech	Cleveland
Lance Kendricks	TE	9	Wisconsin	New England
Sylvester Williams	DT	7	North Carolina	Miami



RAIDERS - CHARGERS NOTABLE CONNECTIONS

COLLEGE CONNECTIONS

	LAC OAK	LS Cole Mazza RB Josh Jacobs	2013-16 2016-18
	LAC OAK	TE Hunter Henry <u>Asst. DB Coach Taver Johnson</u>	2013-15 2013
	LAC LAC OAK OAK OAK	WR Mike Williams Q.C. Off. Seth Ryan WR Hunter Renfrow DE Clelin Ferrell CB Trayvon Mullen	2013-15 2014-16 2015-18 2016-18 2016-18
	LAC OAK	<u>TE Coach Rip Scherer</u> <u>Asst. DL Coach Travis Smith</u>	2011-12 2011
	LAC OAK	WR Coach Phil McGeoghan WR Zay Jones	2016 2013-16
	LAC OAK	S Jaylen Watkins T Trent Brown	2010-13 2013-14
	LAC OAK	Q.C. Def. Addison Lynch S Lamarus Joyner	2012-17 2010-13
	LAC LAC LAC OAK	LB Denzel Perryman S Rayshawn Jenkins K Michael Badgley DL Olsen Pierre	2011-14 2012-16 2014-17 2011-14
	LAC OAK	G/T Michael Schofield III DT Maurice Hurst	2010-13 2013-17
	LAC OAK	DT Justin Jones P AJ Cole	2014-17 2015-18
	LAC LAC LAC OAK	DE Isaac Rochell LB Drue Tranquill DT Jerry Tillery QB DeShone Kizer	2013-16 2014-18 2015-18 2015-16
	LAC OAK	DE Joey Bosa RB Rod Smith	2013-15 2011-14
	LAC OAK	DE Melvin Ingram III Asst. OL Coach Lamuel Jeanpierre	2007-11 2006-09
	LAC LAC LAC LAC OAK OAK	C/G Scott Quessenberry <u>TE Coach Rip Scherer</u> <u>Sr. Coaching Asst. Chris Caminiti</u> <u>Asst. Strength Coach Tyler Judkins</u> T Kolton Miller OL Andre James	2013-17 2013-17 2013-18 2013-17 2014-17 2015-18
	LAC OAK OAK	LB Kyzir White S Karl Joseph CB Daryl Worley	2014-17 2012-15 2013-15
	LAC OAK	FB Derek Watt FB Alec Ingold	2012-15 2015-18

Underlined coaches indicate coaching or administrative roles

PRO CONNECTIONS

Head S&C Coach John Lott (2007-14)		S&C Asst. D.Anthony Batiste (2010-12)* DL Coach Brentson Buckner (2013-17) DE Josh Mauro (2014-17)
Special Teams Coord./Asst. HC George Stewart (2003-06) LB Coach Richard Smith (2015-16)		OL Coach Tom Cable (2006) Head S&C Coach A.J. Neibel (2011-16)
Head Coach Anthony Lynn (2015-16) OL Coach Pat Meyer (2015-16) QB Tyrod Taylor (2015-17) C/G Ryan Groy (2015-18)		G Richie Incognito (2009, 2015-17) WR Zay Jones (2017-19)
LB Thomas Davis Sr. (2005-18) Asst. DB Coach Chris Harris (2007-09)*		Sr. Def. Asst. Mike Trgovac (2002-08) CB Daryl Worley (2016-17)
Asst. Special Teams Coach Keith Burns (1999)*		WR Coach Edgar Bennett (1998-99)*
G Spencer Drango (2016-17)		RB Coach Kirby Wilson (2016-17)
Asst. Special Teams Coach Keith Burns (2007-12)		S&C Asst. D.Anthony Batiste (2010)*
LB Coach Richard Smith (2003-04)		Off. Coord. Greg Olson (2004-05)
CB Casey Hayward Jr. (2012-15) TE Lance Kendricks (2017-18)		WR Coach Edgar Bennett (2005-17) Sr. Def. Asst. Mike Trgovac (2009-17) QB DeShone Kizer (2018)
RB Coach Alfredo Roberts (2012-15)		Q.C. - Off. Tim Berbenich (2013-17) G/T Denzelle Good (2015-18)
Asst. DB Coach Chris Harris (2012)* Def. Coord. Gus Bradley (2013-16) Off. Asst. Dan Shamash (2014-16)		Off. Coord. Greg Olson (2012, 2015-16)
DB Coach Ron Milus (2006-08) Asst. DL Coach La'Roi Glover (2006-08*, 2010-16)		Off. Coord. Greg Olson (2006-07) S Lamarus Joyner (2014-18) G Richie Incognito (2006-09)
WR Coach Phil McGeoghan (2012-15)		G Richie Incognito (2010-13)
Special Teams Coord./Asst. HC George Stewart (2007-16)		RB Coach Kirby Wilson (2014-15)

* Indicates coaches who were players at the time



RAIDERS - CHARGERS NOTABLE CONNECTIONS

FAMILY AND AREA CONNECTIONS

Off. Coor. Shane Steichen is from Sacramento, Calif.

Linebackers Coach Richard Smith is the father of Raiders **Assistant Defensive Line Coach Travis Smith**.

NT Brandon Mebane and **WR Keenan Allen** played collegiately at California.

Raiders **DE Benson Mayowa** (Inglewood) and **CB Keisean Nixon** (Compton) are from the Greater Los Angeles Area and played at UCLA.

FORMER RAIDERS ON THE CHARGERS

Asst. DL Coach La,Roi Glover was drafted by the Raiders in the 1996 NFL Draft and played one season with the team.

WR Coach Phil McGeoghan spent time on the Raiders practice squad in 2001 in Raiders Head Coach Jon Gruden,s first stint with the team.

FORMER CHARGERS ON THE RAIDERS

DT Corey Liuget (2011-18) and **WR Tyrell Williams** (2015-18) both played for the Chargers.

Asst. Head Coach/Special Teams Coor. Rich Bisaccia served in the same position at the Chargers from 2011-12.

Asst. Special Teams Coach Byron Storer was the Chargers Asst. Special Teams coach in 2012 and Asst. Linebackers Coach in 2013.

Pro Football Hall of Famer **Al Davis**, former Principal Owner & General Manager of the Raiders and late father of Raiders **Owner Mark Davis**, was the wide receivers coach for the Chargers from 1960-62 "" including the Bolts,,inagural season in Los Angeles.

PRO CONNECTIONS

Head Coach Anthony Lynn (2009-14)
Head S&C Coach John Lott (1997-2004)
Off. Asst. Dan Shamash (2008, 2011)
RB Troymaine Pope (2016)
Asst. DL Coach La,Roi Glover (2017-18)



Q.C. - Off. Tim Berbenich (2002-05)
DB Coach Jim O,Neil (2009-12)
Sr. Off. Asst. John Morton (2017)
TE Eric Tomlinson (2016-18)

NT Brandon Mebane (2007-15)
Def. Coor. Gus Bradley (2009-12)
T Russell Okung (2010-15)
RB Troymaine Pope (2016)



OL Coach Tom Cable (2011-17)
Asst. OL Coach Lemuel Jeanpierre (2011-15)
DE Benson Mayowa (2013)
RB Rod Smith (2015)

Asst. Special Teams Coach Keith Burns (2004)*
Def. Coor. Gus Bradley (2006-08)
RB Coach Alfredo Roberts (2009-11)
Off. Asst. Dan Shamash (2012-13)



Head Coach Jon Gruden (2002-08)
Asst. H.C./Special Teams Coor. Rich Bisaccia (2006-07)
Q.C. - Off. Tim Berbenich (2006-11)
Off. Coor. Greg Olson (2008-11)
Asst. Special Teams Coach Byron Storer (2010-11)
QB Mike Glennon (2013-16)

DT Sylvester Williams (2017)



S Curtis Riley (2016-17)



THE MATCHUP

REGULAR SEASON (RAIDERS LEAD, 63-54-2)

AT HOME (RAIDERS LEAD, 31-27-1)

THE LAST TIME (NOV 7, 2019)

Los Angeles Chargers vs Oakland Raiders 11/7/2019 at Oakland-Alameda County Coliseum Final Individual Statistics

Los Angeles Chargers											Oakland Raiders												
RUSHING	ATT	YDS	AVG	LG	TD	RUSHING	ATT	YDS	AVG	LG	TD	RUSHING	ATT	YDS	AVG	LG	TD						
M.Gordon	22	108	4.9	24	1	J.Jacobs	16	71	4.4	18	1	M.Lynch	9	31	3.4	8	0						
A.Ekeler	6	19	3.2	10	0	D.Carr	1	4	4.0	4	0	D.Carr	1	5	5.0	5	0						
K.Allen	1	18	18.0	18	0	A.Ingold	1	3	3.0	3	0	J.Richard	1	4	4.0	4	0						
D.Watt	1	1	1.0	1	0	J.Richard	2	0	0.0	0	0	D.Martin	2	1	0.5	2	0						
						D.Washington	1	0	0.0	0	0		1	0	0.0	0	0						
Total	30	146	4.9	24	1	Total	21	78	3.7	18	1	Total	13	41	3.2	8	0						
PASSING	ATT	CMP	YDS	SK/YD	TD	LG	IN	RT	PASSING	ATT	CMP	YDS	SK/YD	TD	LG	IN	RT						
P.Rivers	31	17	207	5/38	2	45	3	57.5	D.Carr	31	21	218	3/18	1	27	0	98.6						
Total	31	17	207	5/38	2	45	3	57.5	Total	31	21	218	3/18	1	27	0	98.6						
PASS RECEIVING	TAR	REC	YDS	AVG	LG	TD	PASS RECEIVING	TAR	REC	YDS	AVG	LG	TD	PASS RECEIVING	TAR	REC	YDS	AVG	LG	TD			
K.Allen	11	8	68	8.5	26	0	J.Richard	4	4	43	10.8	13	0	J.Richard	6	6	53	8.8	32	0			
H.Henry	7	4	30	7.5	13	1	H.Rentfrow	5	4	42	10.5	14	0	J.Nelson	4	4	43	10.8	29	1			
M.Williams	3	2	55	27.5	45	0	D.Waller	5	3	40	13.3	27	0	S.Roberts	7	4	41	10.3	20	0			
A.Ekeler	2	2	29	14.5	23	1	J.Jacobs	5	3	30	10.0	17	0	J.Cook	6	4	20	5.0	9	0			
M.Gordon	1	1	25	25.0	25	0	T.Williams	5	3	25	8.3	12	0	M.Bryant	3	3	91	30.3	47	0			
A.Platton	4	0	0	0.0	0	0	D.Washington	2	2	19	9.5	10	0	M.Lynch	2	2	10	5.0	7	0			
D.Watt	1	0	0	0.0	0	0	Z.Jones	3	1	10	10.0	10	0	A.Cooper	1	1	10	10.0	10	0			
L.Kendricks	1	0	0	0.0	0	0	A.Ingold	1	1	9	9.0	9	1	D.Martin	1	0	0	0.0	0	0			
J.Moore	1	0	0	0.0	0	0	Total	30	21	218	10.4	27	1	D.Carrier	1	0	0	0.0	0	0			
Total	31	17	207	12.2	45	2	Total	30	21	218	10.4	27	1	Total	31	24	268	11.2	47	1			
INTERCEPTIONS	NO	YDS	AVG	LG	TD	INTERCEPTIONS	NO	YDS	AVG	LG	TD	INTERCEPTIONS	NO	YDS	AVG	LG	TD						
						E.Harris	2	115	57.5	59	1												
						K.Joseph	1	0	0.0	0	0												
Total	0	0	0	0	0	Total	3	115	38.3	59	1	Total	0	0	0	0	0						
PUNTING	NO	YDS	AVG	NET	TB	IN20	LG	PUNTING	NO	YDS	AVG	NET	TB	IN20	LG	PUNTING	NO	YDS	AVG	NET	TB	IN20	LG
T.Long	3	130	43.3	39.7	0	0	54	A.Cole	4	170	42.5	37.8	0	1	50	J.Townsend	4	197	49.3	40.5	0	0	51
Total	3	130	43.3	39.7	0	0	54	Total	4	170	42.5	37.8	0	1	50	Total	4	197	49.3	40.5	0	0	51
PUNT RETURNS	NO	YDS	AVG	FC	LG	TD	PUNT RETURNS	NO	YDS	AVG	FC	LG	TD	PUNT RETURNS	NO	YDS	AVG	FC	LG	TD			
D.King	3	19	6.3	1	11	0	T.Davis	2	11	5.5	0	10	0	0	D.Harris	1	2	2.0	2	2	0		
							[DOWNED]	1	0	0.0	0	0	0	Total	1	2	2.0	2	2	0			
Total	3	19	6.3	1	11	0	Total	2	11	5.5	0	10	0	Total	1	2	2.0	2	2	0			
KICKOFF RETURNS	NO	YDS	AVG	FC	LG	TD	KICKOFF RETURNS	NO	YDS	AVG	FC	LG	TD	KICKOFF RETURNS	NO	YDS	AVG	FC	LG	TD			
T.Pope	3	52	17.3	0	21	0	T.Davis	5	94	18.8	0	23	0	D.Harris	2	44	22.0	0	22	0			
[TOUCHBACK]	3	0	0.0	0	0	0	Total	5	94	18.8	0	23	0	Total	2	44	22.0	0	22	0			
Total	3	52	17.3	0	21	0	Total	5	94	18.8	0	23	0	Total	2	44	22.0	0	22	0			

Los Angeles Chargers											Oakland Raiders										
FUMBLES	FUM	LOST	OWN-REC	YDS	TD	FORCED	OPP-REC	YDS	TD	OUT-BDS	FUMBLES	FUM	LOST	OWN-REC	YDS	TD	FORCED	OPP-REC	YDS	TD	OUT-BDS
P.Rivers	1	0	0	0	0	0	0	0	0	0	M.Bryant	1	1	0	0	0	0	0	0	0	0
M.Schofield	0	0	1	0	0	0	0	0	0	0	Total	1	1	0	0	0	0	0	0	0	0
Total	1	0	1	0	0	0	0	0	0	0											
FUMBLES	FUM	LOST	OWN-REC	YDS	TD	FORCED	OPP-REC	YDS	TD	OUT-BDS	FUMBLES	FUM	LOST	OWN-REC	YDS	TD	FORCED	OPP-REC	YDS	TD	OUT-BDS
B.Mayowa	0	0	0	0	0	1	0	0	0	0	J.Brown	0	0	0	0	0	1	0	0	0	0
Total	0	0	0	0	0	1	0	0	0	0	J.Addae	0	0	0	0	0	0	1	0	0	0
											Total	0	0	0	0	0	1	1	0	0	0

SCORING

VISITOR:	Los Angeles Chargers	1	2	3	4	OT	Total
HOME:	Oakland Raiders	0	14	3	7	0	24
		10	7	3	6	0	26

Scoring Plays

Team	Qtr	Time	Play Description (Extra Point) (Drive Info)	Visitor	Home
Raiders	1	8:01	D.Carson 40 yd. Field Goal (6-9, 3:50)	0	3
Raiders	1	6:02	E.Harris 56 yd. Interception return (D.Carson kick)	0	10
Chargers	2	8:24	H.Henry 2 yd. pass from P.Rivers (M.Badgley kick) (16-77, 8:14)	7	10
Chargers	2	4:14	M.Gordon 3 yd. run (M.Badgley kick) (4-49, 2:06)	14	10
Raiders	2	0:20	A.Ingold 9 yd. pass from D.Carr (D.Carson kick) (10-76, 3:54)	14	17
Raiders	3	11:33	D.Carson 22 yd. Field Goal (9-49, 3:27)	14	20
Chargers	3	0:25	M.Badgley 27 yd. Field Goal (6-74, 3:31)	17	20
Chargers	4	4:02	A.Ekeler 6 yd. pass from P.Rivers (M.Badgley kick) (12-80, 8:05)	24	20
Raiders	4	1:02	J.Jacobs 18 yd. run (kick failed, wr) (10-75, 3:00)	24	26

SCORING

VISITOR:	Oakland Raiders	1	2	3	4	OT	Total
HOME:	Los Angeles Chargers	0	3	0	7	0	10
		3	14	3	6	0	26

Scoring Plays

Team	Qtr	Time	Play Description (Extra Point) (Drive Info)	Visitor	Home
Chargers	1	11:08	C.Sturgis 49 yd. Field Goal (7-37, 3:52)	0	3
Raiders	2	13:23	M.McCrane 24 yd. Field Goal (10-77, 5:06)	3	3
Chargers	2	4:04	A.Ekeler 44 yd. pass from P.Rivers (C.Sturgis kick) (4-55, 2:04)	3	10
Chargers	2	1:39	M.Gordon 1 yd. run (C.Sturgis kick) (6-48, 2:15)	3	17
Chargers	3	6:05	C.Sturgis 30 yd. Field Goal (11-62, 7:12)	3	20
Chargers	4	9:42	V.Green 13 yd. pass from P.Rivers (kick failed, hlu) (8-96, 6:23)	3	26
Raiders	4	5:11	J.Nelson 1 yd. pass from D.Carr (M.McCrane kick) (9-74, 4:31)	10	26
Paid Attendance: 25,362					Time: 2:49



SERIES HISTORY

OAKLAND RAIDERS

Regular Season (54-63-2, .462)[‡]

Postseason (0-1-0, .000)

Nov. 27, 1960	vs. Oakland	W, 52-28
Dec. 4, 1960	at Oakland	W, 41-17
Sept. 17, 1961	vs. Oakland	W, 44-0
Oct. 22, 1961	at Oakland	W, 41-10
Sept. 30, 1962	at Oakland	W, 42-33
Dec. 2, 1962	vs. Oakland	W, 31-21
Oct. 27, 1963	vs. Oakland	L, 34-33
Dec. 8, 1963	at Oakland	L, 41-27
Nov. 1, 1964	vs. Oakland	W, 31-17
Dec. 20, 1964	at Oakland	L, 21-20
Sept. 19, 1965	at Oakland	W, 17-6
Dec. 19, 1965	vs. Oakland	W, 24-14
Sept. 25, 1966	at Oakland	W, 29-20
Nov. 13, 1966	vs. Oakland	L, 41-19
Oct. 29, 1967	at Oakland	L, 51-10
Dec. 3, 1967	vs. Oakland	L, 41-21
Oct. 13, 1968	at Oakland	W, 23-14
Dec. 15, 1968	vs. Oakland	L, 34-27
Oct. 26, 1969	vs. Oakland	L, 24-12
Nov. 16, 1969	at Oakland	L, 21-16
Sept. 27, 1970	vs. Oakland	T, 27-27
Nov. 22, 1970	at Oakland	L, 20-17
Sept. 26, 1971	vs. Oakland	L, 34-0
Nov. 21, 1971	at Oakland	L, 34-33
Oct. 1, 1972	at Oakland	T, 17-17
Dec. 3, 1972	vs. Oakland	L, 21-19
Oct. 14, 1973	vs. Oakland	L, 27-17
Nov. 25, 1973	at Oakland	L, 31-3
Oct. 13, 1974	vs. Oakland	L, 14-10
Nov. 17, 1974	at Oakland	L, 17-10
Oct. 5, 1975	vs. Oakland	L, 6-0
Oct. 26, 1975	at Oakland	L, 25-0
Oct. 10, 1976	vs. Oakland	L, 27-17
Dec. 12, 1976	at Oakland	L, 24-0
Sept. 18, 1977	at Oakland	L, 24-0
Nov. 20, 1977	vs. Oakland	W, 12-7
Sept. 10, 1978	vs. Oakland	L, 21-20
Oct. 29, 1978	at Oakland	W, 27-23
Sept. 9, 1979	vs. Oakland	W, 30-10
Oct. 25, 1979	at Oakland	L, 45-22
Sept. 14, 1980	vs. Oakland	W, 30-24 (OT)
Oct. 12, 1980	at Oakland	L, 38-24
Jan. 11, 1981	vs. Oakland [*]	L, 34-27
Nov. 22, 1981	at Oakland	W, 55-21
Dec. 21, 1981	vs. Oakland	W, 23-10
Nov. 22, 1982	at Los Angeles	L, 28-24
Jan. 2, 1983	vs. Los Angeles	L, 41-34
Dec. 1, 1983	vs. Los Angeles	L, 42-10
Dec. 18, 1983	at Los Angeles	L, 30-14
Sept. 24, 1984	at Los Angeles	L, 33-30
Oct. 21, 1984	vs. Los Angeles	L, 44-37
Oct. 28, 1985	at Los Angeles	L, 34-21
Nov. 10, 1985	vs. Los Angeles	W, 40-34 (OT)
Sept. 28, 1986	at Los Angeles	L, 17-13
Nov. 20, 1986	vs. Los Angeles	L, 37-31 (OT)
Oct. 18, 1987	at Los Angeles	W, 23-17
Nov. 15, 1987	vs. Los Angeles	W, 16-14
Sept. 4, 1988	at Los Angeles	L, 24-13
Nov. 6, 1988	vs. Los Angeles	L, 13-3
Sept. 10, 1989	at Los Angeles	L, 40-14
Nov. 12, 1989	vs. Los Angeles	W, 14-12
Oct. 21, 1990	vs. Los Angeles	L, 24-9

Dec. 30, 1990	at Los Angeles	L, 17-12
Oct. 6, 1991	at Los Angeles	W, 21-13
Dec. 1, 1991	vs. Los Angeles	L, 9-7
Nov. 29, 1992	vs. Los Angeles	W, 27-3
Dec. 20, 1992	at Los Angeles	W, 36-14
Oct. 31, 1993	at Los Angeles	W, 30-23
Nov. 21, 1993	vs. Los Angeles	L, 12-7
Sept. 25, 1994	at Los Angeles	W, 26-24
Dec. 5, 1994	vs. Los Angeles	L, 24-17
Sept. 3, 1995	at Oakland	L, 17-7
Nov. 27, 1995	vs. Oakland	W, 12-6
Sept. 22, 1996	at Oakland	W, 40-34
Oct. 21, 1996	vs. Oakland	L, 23-14
Oct. 5, 1997	at Oakland	W, 25-10
Nov. 16, 1997	vs. Oakland	L, 38-13
Oct. 11, 1998	at Oakland	L, 7-6
Dec. 20, 1998	vs. Oakland	L, 17-10
Nov. 14, 1999	at Oakland	L, 28-9
Dec. 26, 1999	vs. Oakland	W, 23-20
Sept. 3, 2000	at Oakland	L, 9-6
Oct. 29, 2000	vs. Oakland	L, 15-13
Nov. 18, 2001	at Oakland	L, 34-24
Dec. 15, 2001	vs. Oakland	L, 13-6
Oct. 20, 2002	at Oakland	W, 27-21 (OT)
Dec. 8, 2002	vs. Oakland	L, 27-7
Sept. 28, 2003	at Oakland	L, 34-31 (OT)
Dec. 28, 2003	vs. Oakland	W, 21-14
Oct. 31, 2004	vs. Oakland	W, 42-14
Nov. 21, 2004	at Oakland	W, 23-17
Oct. 16, 2005	at Oakland	W, 27-14
Dec. 4, 2005	vs. Oakland	W, 34-10
Oct. 11, 2006	at Oakland	W, 27-0
Nov. 26, 2006	vs. Oakland	W, 21-14
Oct. 14, 2007	vs. Oakland	W, 28-14
Dec. 30, 2007	at Oakland	W, 30-17
Sept. 28, 2008	at Oakland	W, 28-18
Dec. 4, 2008	vs. Oakland	W, 34-7
Sept. 14, 2009	at Oakland	W, 24-20
Nov. 1, 2009	vs. Oakland	W, 24-16
Oct. 10, 2010	at Oakland	L, 35-27
Dec. 5, 2010	vs. Oakland	L, 28-13
Nov. 10, 2011	vs. Oakland	L, 24-17
Jan. 1, 2012	at Oakland	W, 38-26
Sept. 10, 2012	at Oakland	W, 22-14
Dec. 30, 2012	vs. Oakland	W, 24-21
Oct. 6, 2013	at Oakland	L, 27-17
Dec. 22, 2013	vs. Oakland	W, 26-13
Oct. 12, 2014	at Oakland	W, 31-28
Nov. 16, 2014	vs. Oakland	W, 13-6
Oct. 25, 2015	vs. Oakland	L, 37-29
Dec. 24, 2015	at Oakland	L, 23-20 (OT)
Oct. 9, 2016	at Oakland	L, 34-31
Dec. 18, 2016	vs. Oakland	L, 19-16
Oct. 15, 2017	at Oakland	W, 17-16
Dec. 31, 2017	vs. Oakland	W, 30-10
Oct. 7, 2018	vs. Oakland	W, 26-10
Nov. 11, 2018	at Oakland	W, 20-6
Nov. 7, 2019	at Oakland	L, 26-24

[†] Known as Oakland Raiders (1960-81 and 1995-present) and Los Angeles Raiders (1982-94)

[‡] Ties were not counted in winning percentage until the 1972 season. Ties prior to 1972 are not calculated into the series winning percentage.

^{*} AFC Championship

TALE OF THE TAPE

OFFENSE

(based on 2019 regular-season statistics)

Chargers	Category	Raiders
303	Total First Downs	278
78	By Rushing	94
193	By Passing	169
32	By Penalty	15
75/168	3rd Down: Made/Att.	76/171
44.6%	3rd Down Pct.	44.4%
7/13	4th Down: Made/Att.	9/15
53.8%	4th Down Pct.	60.0%
30:31	Possession Avg.	30:43
5229	Total Net Yards	4976
373.5	Avg. Yards/Game	355.4
867	Total Plays	857
6.0	Avg. Yards/Play	5.8
1326	Net Yards Rushing	1697
94.7	Avg. Yards/Game	121.2
325	Total Rushes	386
3903	Net Yards Passing	3279
278.8	Avg. Yards/Game	234.2
30/185	Sacks Allowed/Yards	24/149
4088	Gross Yards	3428
512/336	Attempts/Completions	447/312
65.6%	Completion Pct.	69.8%
18	Had Intercepted	8
39/47.1	Punts/Gross Avg.	59/45.7
41.2	Net Punting Avg.	39.1
93/817	Penalties/Yards	113/984
21/11	Fumbles/Lost	18/8
32	Touchdowns	33
9	By Rushing	11
22	By Passing	20
1	By Returns	2

DEFENSE

(based on 2019 regular-season statistics)

Chargers	Category	Raiders
250	Total First Downs	307
85	By Rushing	85
139	By Passing	178
26	By Penalty	44
74/171	3rd Down: Made/Att.	75/167
43.3%	3rd Down Pct.	44.9%
7/12	4th Down: Made/Att.	8/12
58.3%	4th Down Pct.	66.7%
29:29	Possession Avg.	29:17
4307	Total Net Yards	5155
307.6	Avg. Yards/Game	368.2
813	Total Plays	850
5.3	Avg. Yards/Play	6.1
1544	Net Yards Rushing	1481
110.3	Avg. Yards/Game	105.8
377	Total Rushes	362
2763	Net Yards Passing	3674
197.4	Avg. Yards/Game	262.4
27/166	Sacks For/Yards	29/225
2929	Gross Yards	3899
409/286	Attempts/Completions	459/293
69.9%	Completion Pct.	63.8%
10	Interceptions	9
53/43.4	Punts/Gross Avg.	49/46.4
41.2	Net Punting Avg.	42.2
98/873	Penalties/Yards	80/687
16/3	Fumbles/Lost	11/5
33	Touchdowns Allowed	48
11	By Rushing	13
19	By Passing	32
3	By Returns	3



CAREER STATS VERSUS OAKLAND (NOTABLE PLAYERS)

KEENAN ALLEN

Career Receiving Logs																			
Score																			
Date	Wk	Opponent	GS	Pts	Opp	Diff	OT	Target	Rec	Yds	Avg	Lg	TD	1st	1st%	25+	YAC		
10/06/2013	5	@Oak	L WR	17	27	-10		9	6	115	19.2	30	1	5	83.3	2	33		
12/22/2013	16	@Oak	W WR	26	13	13		7	3	26	8.7	18	1	2	66.7	0	15		
10/12/2014	6	@Oak	W WR	31	28	3		6	3	27	9.0	19	0	1	33.3	0	8		
11/16/2014	11	@Oak	W WR	13	6	7		13	8	63	7.9	13	0	3	37.5	0	36		
10/25/2015	7	Oak	L WR	29	37	-8		13	9	89	9.9	18	0	2	22.2	0	22		
10/15/2017	6	@Oak	W WR	17	16	1		9	5	45	9.0	28	0	2	40.0	1	17		
12/31/2017	17	Oak	W WR	30	10	20		12	9	133	14.8	28	1	6	66.7	2	48		
10/07/2018	5	Oak	W WR	26	10	16		9	8	90	11.3	19	0	4	50.0	0	37		
11/11/2018	10	@Oak	W WR	20	6	14		9	6	57	9.5	18	1	2	33.3	0	10		
11/07/2019	10	@Oak	L WR	24	26	-2		11	8	68	8.5	26	1	3	37.5	1	26		
Totals		Record	Pts Opp	Diff	OT	Target	Rec	Yds	Avg	Lg	TD	1st	1st%	25+	YAC				
			233	179	54	-	98	65	713	11.0	30	4	30	46.2	6	255			

AUSTIN EKELER

Career Offensive Logs																												
Score																												
Date	Wk	Opponent	GS	Pts	Opp	Diff	OT	Att	Cmp	Yds	Y/A	TD	Int	Sk	Lst	Rate	Rush	Yds	Avg	TD	Scrim	Yds	Avg	TD				
3/15/2017	6	@Oak	W	17	16	1		0	0	0	0	0	0	0	0	0	1	1.0	0	1	8	8.0	0	9				
2/31/2017	17	Oak	W	30	10	20		0	0	0	0	0	0	0	0	0	0	0	0	0	0	0	0	0				
3/07/2018	5	Oak	W	26	10	16		0	0	0	0	0	0	0	0	0	6	15	2	0	44	44.0	1	50				
1/12/2018	10	@Oak	W	20	6	14		0	0	0	0	0	0	0	0	0	3	19	6.3	0	0	0	0	19				
1/07/2019	10	@Oak	L RB	24	26	-2		0	0	0	0	0	0	0	0	0	6	19	3.2	0	29	14.5	1	48				
Record				Pts	Opp	Diff	OT	Att	Cmp	Yds	Y/A	TD	Int	Sk	Lst	Rate	Rush	Yds	Avg	TD	Rec	Yds	Avg	TD	Scrim	Yds	Avg	TD
4-1 (5 GP)				117	68	49	-	0	0	0	0	0	0	0	0	0	0	16	54	3.4	0	41	81	20	31	135	13.5	0
Totals				G	GS	Comp%	TD%	Int%																				
				5	1																							

MELVIN GORDON

Career Rushing Logs																		
Score																		
Date	Wk	Opponent	GS	Pts	Opp	Diff	OT	Att	Yds	Avg	Lg	TD	1st	1st%	Stuff	Lost	10+	
10/25/2015	7	@Oak	L	RB	29	37	-8		7	29	4.1	11	0	4	57.1	0	0	
10/09/2016	5	@Oak	L	RB	31	34	-3		16	69	4.3	24	0	2	12.5	2	2	
10/15/2017	6	@Oak	W	RB	17	16	1		25	83	3.3	18	1	5	20.0	0	0	
12/31/2017	17	Oak	W	RB	30	10	20		17	93	5.5	17	0	6	35.3	2	3	
10/07/2018	5	Oak	W	RB	26	10	16		19	58	3.1	16	1	3	15.8	3	7	
11/11/2018	10	@Oak	W	RB	20	6	14		18	93	5.2	15	0	7	38.9	0	0	
11/07/2019	10	@Oak	L	RB	24	26	-2		22	108	4.9	24	0	7	31.8	2	5	
Totals				Record	Pts	Opp	Diff	OT	Att	Yds	Avg	Lg	TD	1st	1st%	Stuff	Lost	10+
				4-3 (7 GP)	177	139	38	-	124	533	4.3	24	3	34	27.4	9	17	1

VIRGIL GREEN

Career Receiving Logs																				
				Score																
Date	Wk	Opponent	GS	Pts	Opp	Diff	OT	Target	Rec	Yds	Avg	Lg	TD	1st	1st%	25+	YAC			
09/12/2011	1	Oak	L	20	23	-3		0	0	0	-	0	0	0	-	0	0	0	0	
12/06/2012	14	@Oak	W	26	13	13		1	0	0	-	-	0	0	-	0	0	0	0	
09/23/2013	3	Oak	W	37	21	16		2	1	3	3.0	3	0	0	0.0	0	0	2		
12/29/2013	17	@Oak	W	34	14	20		2	2	15	7.5	10	0	0	0.0	0	0	10		
12/28/2014	17	Oak	W TE	47	14	33		3	3	46	15.3	38	1	2	66.7	1	21			
10/11/2015	5	@Oak	W	16	10	6		0	0	0	-	-	0	0	-	0	0	0		
12/13/2015	14	Oak	L	12	15	-3		1	0	0	-	-	0	0	-	0	0	0		
11/06/2016	9	@Oak	L TE	20	30	-10		4	2	37	18.5	26	0	2	100.0	1	19			
01/01/2017	17	Oak	W TE	24	6	18		4	3	17	5.7	8	1	1	33.3	0	-2			
10/01/2017	4	Oak	W TE	16	10	6		0	0	0	-	-	0	0	-	0	0	0		
11/26/2017	12	@Oak	L TE	14	21	-7		3	1	16	16.0	16	0	1	100.0	0	6			
10/07/2018	5	Oak	W TE	26	10	16		1	1	13	13.0	13	1	1	100.0	0	15			
11/11/2018	10	@Oak	W TE	20	6	14		3	2	30	15.0	23	0	1	50.0	0	12			
11/07/2019	10	@Oak	L	24	26	-2		0	0	0	-	-	0	0	-	0	0	0		
Record				Pts	Opp	Diff	OT	Target	Rec	Yds	Avg	Lg	TD	1st	1st%	25+	YAC			
Totals				9-5 (14 GP)	336	219	117	-	24	15	177	11.8	38	3	8	53.3	2	83		

HUNTER HENRY

Career Receiving Logs																				
Score																				
Date	Wk	Opponent	GS	Pts	Opp	Diff	OT	Target	Rec	Yds	Avg	Lg	TD	1st	1st%	25+	YAC			
10/09/2016	5	@Oak	L TE	31	34	-3		4	3	74	24.7	59	1	3	100.0	1	0			
12/18/2016	15	Oak	L	16	19	-3		4	3	37	12.3	20	1	3	100.0	0	0			
10/15/2017	6	@Oak	W TE	17	16	1		7	5	90	18.0	34	0	4	80.0	1	0			
11/07/2019	10	@Oak	L TE	24	26	-2		7	4	30	7.5	13	1	3	75.0	0	1			
Record			Pts	Opp	Diff	OT	Target	Rec	Yds	Avg	Lg	TD	1st	1st%	25+	YAC				
Totals			1-3 (4 GP)	88	95	-7	-	22	15	231	15.4	59	3	13	86.7	2	1			

PHILIP RIVERS

Score																					
Date	Wk	Opponent	GS	Pts	Opp	Diff	OT	Att	Cmp	Pct	Yds	Y/A	TD	Int	Int%	Lg	Sk	Lst	Rate	1st	
09/11/2006	1	@Oak	W	QB	27	0	27	11	8	72.7	108	9.82	1	9.1	0	0	38	0	133.9	5	
11/26/2006	12	Oak	W	QB	21	14	7	31	14	45.2	133	4.29	0	0.0	1	3	27	1	44.2	7	
10/14/2007	6	Oak	W	QB	28	14	14	21	14	66.7	156	7.43	0	0.0	1	4	28	0	68.8	8	
12/30/2007	17	@Oak	W	QB	30	17	13	23	13	56.5	135	5.87	2	8.7	0	0	21	1	70.2	6	
09/28/2008	4	@Oak	W	QB	28	18	10	25	14	56.0	180	7.20	1	4.0	2	8	26	4	58.8	4	
12/04/2008	14	Oak	W	QB	34	7	27	22	10	45.5	214	9.73	3	13.6	0	0	59	0	120.1	10	
09/14/2009	1	@Oak	W	QB	24	20	4	36	24	66.7	252	7.00	1	2.8	1	2	25	3	12	84.5	
11/01/2009	8	Oak	W	QB	24	16	8	25	16	64.0	249	9.96	1	4.0	1	4	0	3	93.6	11	
10/10/2010	5	@Oak	L	QB	27	35	-8	42	27	64.3	431	10.26	2	4.8	0	0	55	3	16	114	
12/05/2010	13	Oak	W	QB	13	28	-15	39	23	59.0	280	7.18	1	2.6	1	2	25	4	15	19	
11/10/2011	10	Oak	L	QB	17	24	-7	47	23	48.9	274	5.83	2	4.3	1	2	30	6	35	72	
01/01/2012	17	@Oak	W	QB	38	26	12	26	19	73.1	310	11.92	3	11.5	1	3	43	1	135	15	
09/10/2012	1	@Oak	W	QB	22	14	8	33	24	72.7	231	7.00	1	3.0	0	0	46	1	5	102.0	
12/30/2012	17	Oak	W	QB	24	21	3	17	13	76.5	151	8.88	2	11.8	0	0	34	2	11	140	
10/06/2013	12	@Oak	W	QB	17	27	-10	48	35	72.9	448	8.56	2	4.4	3	6.3	2	20	86	21	
12/02/2013	16	@Oak	W	QB	22	13	9	29	19	65.5	201	6.16	1	3.4	0	0	24	1	10	86	
10/12/2014	6	@Oak	W	QB	31	28	3	34	26	76.4	313	9.21	3	8.8	0	0	44	1	6	123.8	
11/16/2014	11	Oak	W	QB	13	6	7	34	22	64.7	193	5.68	1	2.9	0	0	22	2	13	89.5	
10/25/2015	7	Oak	L	QB	29	37	-8	58	38	65.5	336	5.79	3	5.2	2	3.4	31	1	9	83.7	
12/24/2015	16	@Oak	L	QB	22	34	-12	OT	47	30	63.8	300	6.38	3	6.4	0	0	30	1	10	
10/09/2016	5	@Oak	W	QB	31	34	-3	30	21	70.0	359	11.97	4	13.3	2	7	59	2	8	122.1	
12/18/2016	15	Oak	L	QB	16	19	-3	30	17	56.7	206	6.87	0	6.7	1	3.4	7	3	16	86.3	
10/15/2017	6	@Oak	W	QB	17	16	1	36	25	69.4	268	7.44	1	2.8	0	0	34	1	5	100.2	
12/31/2017	17	Oak	W	QB	30	20	10	37	28	75.7	387	10.46	3	8.1	0	0	62	1	7	135	
10/07/2018	7	Oak	W	QB	26	10	16	27	19	70.5	339	12.56	2	7.4	0	0	48	1	6	143.4	
11/11/2018	10	@Oak	W	QB	24	14	10	18	16	88.9	214	13.38	1	5.6	0	0	66	0	8	143.4	
11/07/2019	10	@Oak	L	QB	24	26	-2	31	17	54.8	207	6.68	2	6.5	3	9.7	45	5	38	57.5	
Record				Pts	Opp	Diff	OT	Att	Cmp	Pct <td>Yds</td> <td>Y/A</td> <td>TD</td> <td>Int</td> <td>Int%</td> <td>Lg</td> <td>Sk</td> <td>Lst</td> <td>Rate</td> <td>1st</td>	Yds	Y/A	TD	Int	Int%	Lg	Sk	Lst	Rate	1st	
Totals				18-9	(27 GP)	657	509	148	-867	557	642	66824	7.87	47	5.4	22	2	56	661	95	93.25

DIAMONDS IN THE ROUGH

In 15 of the past 17 seasons, at least one undrafted rookie has made the initial 53-man roster after final roster reductions. Eight of those players appeared in all 16 regular-season contests, 12 made at least one start and nine started multiple times as a rookie. Entering Week 1, LB Chris Peace and S Roderic Teamer made the active roster.



Season	Player	College	GP as Rookie
2019	DE Chris Peace	Virginia	1
	S Roderic Teamer	Tulane	7
2018	CB Brandon Facyson	Virginia Tech	15
	WR JJ Jones	West Georgia	3
	RB Detrez Newsome	Western Carolina	9
2017	RB Austin Ekeler	Western State Colorado	16
	LB Nigel Harris	South Florida	5 (1 start)
	K Younghoe Koo	Georgia Southern	4
	LB James Onwualu	Notre Dame	9
2016	RB Kenneth Farrow	Houston	13 (2 starts)
	S Dexter McCoil	Tulsa	16 (2 starts)
	C/G Spencer Pulley	Vanderbilt	16
2015	LB Nick Dzubnar	Cal Poly – SLO	16
2014	CB Chris Davis	Auburn	12 (1 start)
	RB Branden Oliver	Buffalo	14 (7 starts)
	DT Tenny Palepoi	Utah	16
2013	S Jahleel Addae	Central Michigan	16 (2 starts)
	DT Kwame Geathers	Georgia	7
2012	G Mike Harris	UCLA	15 (9 starts)
2011	LB Darryl Gamble	Georgia	5
2010	LB Brandon Lang	Troy	10
2009	S C.J. Spillman	Marshall	5 (1 start)
2008	RB Mike Tolbert	Coastal Carolina	13 (7 starts)
2007	<i>No UDFAs made initial roster after final cuts</i>		
2006	WR Greg Camarillo	Stanford	4
	CB Cletis Gordon	Jackson State	2
2005	LB Marques Harris	Southern Utah	11
2004	<i>No UDFAs made initial roster after final cuts</i>		
2003	G Phil Bogle	New Haven	15 (13 starts)
	DE Jacques Cesaire	Southern Connecticut State	4
	LB Stephen Cooper	Maine	16
	TE Antonio Gates	Kent State	15 (11 starts)
	WR Kassim Osgood	San Diego State	16 (2 starts)

POSTGAME NOTES (WEEK 15 VS MINNESOTA)

TEAM NOTES

Team captains for the Chargers were No. 13 **WR Keenan Allen**, No. 17 **QB Philip Rivers**, No. 54 **DE Melvin Ingram III**, No. 58 **LB Thomas Davis Sr.**, No. 76 **T Russell Okung** and No. 92 **NT Brandon Mebane**.

PLAYER NOTES

WR Keenan Allen posted 99 receiving yards on nine catches (11.0 avg.), reaching 1,000 receiving yards for the third-straight season. It tied for the second-longest streak in team history and is the longest streak by a Charger since Hall of Fame **WR Charlie Joiner** accomplished the feat for three-straight seasons from 1979-81.

Allen's nine receptions brought him to 90 on the season. It marked the fifth year in Chargers history with a player reaching 90-plus catches, with **Allen** recording three of those seasons.

With a made field goal in the first half, **K Michael Badgley** set a team record for the most made field goals by a Chargers kicker through the first 16 games of his career, breaking a tie with **K Josh Lambo** (26).

DE Melvin Ingram III picked off Vikings QB Kirk Cousins in with less than a minute remaining in the first half, marking his second career interception in the regular season (2018 Week 5 game vs. Oakland). He also had an interception in his first career postseason action, the 2013 Wild Card win at Cincinnati.

WR Mike Williams finished the game with four catches for 71 yards (17.8 avg.) and a touchdown, giving him scoring grabs in back-to-back games.

In the first quarter, **RB Melvin Gordon III** moved to sole possession of No. 2 on the team's all-time rush attempts list, passing **RB Marion Butts** (1,031).

Seven Chargers reached service milestones: **WR Keenan Allen** (80 career starts), **K Michael Badgley** (16 career games), **LB Thomas Davis Sr.** (190 career games), **CB Casey Hayward Jr.** (80 career starts), **NT Brandon Mebane** (180 career games), **LB Uchenna Nwosu** (30 career games) and **S Jaylen Watkins** (50 career games).



Los Angeles Chargers

With two more catches by Ekeler, can join Allen to become the second-ever set of Chargers teammates to each have at least 80 receptions in a single season (1980 season, Kellen Winslow had 89 and John Jefferson had 82).

With eight more receiving yards by Ekeler, can join Allen and Williams to become the first trio of teammates to each have at least 900 yards in a single season since New England did so in 2014 (Rob Gronkowski had 1,124, Julian Edelman had 972 and Brandon LaFell had 953).

With one of Williams (88) or Ekeler (108) reaching 1,000 yards, would join Allen to become the first set of Chargers teammates to each have at least 1,000 receiving yards in a single season since 2009 (Antonio Gates had 1,157 and Vincent Jackson had 1,167).

With both Williams (88) and Ekeler (108) reaching 1,000 yards, would join Allen to become the second trio of Chargers teammates to each have at least 1,000 receiving yards in a single season (1980 season, John Jefferson had 1,340, Kellen Winslow had 1,290 and Charlie Joiner had 1,132). The trio would become just the sixth in NFL history (Chargers in 1980, Redskins in 1989, Falcons in 1995, Colts in 2004 and Cardinals in 2008).

WR Keenan Allen

Needs 10 catches to have the third season in Chargers history with at least 100 catches.

Needs 13 receptions to set a single-season team record with 103 receptions, passing his own mark of 102 set in 2017.

Needs 154 receiving yards to record the 11th season in team annals with at least 1,200 receiving yards.

Needs one touchdown catch to tie WR Malcom Floyd (34) for No. 10 in team history.

Needs a 100-yard performance to reach 24 for his career, which would tie TE Kellen Winslow for the second-most in team history.

DE Joey Bosa

Needs a sack to become the eighth player in team annals to reach 40 sacks for his career.

Needs three sacks to reach 42 for his career, which would set a team record for sacks through the first 50 games of a career.

RB Austin Ekeler

Needs 55 rushing yards to reach 555 for the year and set a single-season career high.

Needs a rushing touchdown to set a single-season career high with four.

Needs three catches to reach 147 for his career, which would pass Ryan Mathews and Darren Sproles for eighth in Chargers history among running backs.

Needs nine catches to reach 87 on the year, which would be the second-most in a single season in team history.

Needs 23 receiving yards to pass Ronnie Harmon (914 in 1992) for the second-most receiving yards in a single season by a running back.

Needs 111 receiving yards to pass Lionel James (1,685) for No. 7 in Chargers history among running backs.

Needs 115 receiving yards to pass Keith Lincoln (1,689) for No. 6 in Chargers history among running backs.

Needs 136 receiving yards to pass Lionel James (1,027 in 1985) to set a single-season team record for receiving yards by a running back.

Needs a touchdown catch to reach nine for the season, passing Gary Anderson (1986) for the most in a single season by a Chargers running back in history. It would bring Ekeler to 15 career receiving scores to tie Hall of Fame RB LaDainian Tomlinson for the most in team history by a running back. It would also tie him with Dan Reeves for the most touchdown catches by an undrafted running back in NFL history through the first three seasons of a career.

Needs 155 scrimmage yards to pass Ryan Mathews (1,546 in 2011) for the 10th-most single-season scrimmage yards in team history by a running back.

RB Melvin Gordon III

Needs 119 rushing yards to pass Marion Butts (4,297) for No. 3 on the team's all-time rushing yards list.

Needs a touchdown run to reach 34 for his career and tie RB Natrone Means for No. 4 in team annals.

Needs a touchdown catch to tie Gary Anderson and Ronnie Harmon with 12 career receiving touchdowns for the fourth-most in Chargers history among running backs.

Needs two touchdown catches to tie Danny Woodhead with 13 career receiving touchdowns for the third-most in Chargers history among running backs.

Needs a scrimmage touchdown to tie Paul Lowe and Chuck Muncie (45) for the second-most by a running back in Chargers history.

Needs two scrimmage touchdowns to reach 46 for his career and move into sole possession of No. 2 in Chargers history by a running back.

TE Hunter Henry

Needs one catch to reach 46 on the year and set a single-season career high.

Needs 15 receiving yards to reach 580 this year and set a single-season career high.

Needs a touchdown catch to pass Freddie Jones and Eric Sievers (16) for sole possession of No. 6 in Chargers history for receiving scores by a tight end.

DE Melvin Ingram III

Needs 2.5 sacks to become the fourth Charger in history to reach 50 sacks.

DB Desmond King II

Needs an interception return for a touchdown for the third of his career to tie S Eric Weddle and DB Joe Beauchamp for No. 4 in team annals.

It would make him just the fourth player in NFL history to have a pick-six and a punt return touchdown in multiple seasons (and the only one of those players that was not a first-round selection).

He would also become the ninth player in NFL history with a pick-six in each of his first three seasons, and the first since CB Dominique Rodgers-Cromartie did so from 2008-10.

Needs 1.5 sacks to reach 8.0 for his career, which would be good for the second-most by a Chargers defensive back in history.

Needs a punt return for a touchdown for the third of his career, making him the fourth player in history with three punt return touchdowns while with the Bolts.

QB Philip Rivers

With a win, will tie Hall of Fame QB Fran Tarkenton for the eighth-most starting QB wins in NFL history.

Needs four touchdown passes to extend his streak of seasons with 25 touchdown passes to 12 consecutive. It would continue to be the longest active streak and move into sole possession of the second-longest such streak in NFL history.

FB Derek Watt

Needs two special teams tackles (press box totals) to reach 17 on the season to become the fourth Charger in the past three seasons to reach that mark.

WR Mike Williams

Needs 88 receiving yards to reach 1,000 on the year.



ALLEN A DAY'S WORK

LIVIN' ON A TEAR

With career years in 2017 and '18, Allen earned back-to-back Pro Bowl recognition as one the top receivers in football. Since 2017, he ranks No. 3 in the NFL in receptions and fifth in receiving yards.

NFL Rankings, 2017-Present

Rank	Player (Team)	Rec.	Rank	Player (Team)	Yds
1.	M.Thomas (N.O.)	362	1.	J.Jones (Atl.)	4,271
2.	D.Hopkins (Hou.)	310	2.	M.Thomas (N.O.)	4,202
3.	K.Allen (LAC)	289	3.	D.Hopkins (Hou.)	4,092
4.	J.Jones (Atl.)	283	4.	M.Evans (T.B.)	3,682
5.	C.McCaffrey (Car.)	281	5.	K.Allen (LAC)	3,635

Allen's excellence continued to a historic start to the 2019 season. Allen's 452 yards and 34 catches through the first four games were the most by a Charger through four games of a season in history.

Allen became just the 12th player in NFL history to register eight-plus catches in each of the first three games of a season.

Players with 8+ Catches in Each of First 3 Games of a Season, NFL History

Year	Team	Player
2019	Chargers	WR Keenan Allen
2018	Saints	WR Michael Thomas
2015	Steelers	WR Antonio Brown
	Patriots	WR Julian Edelman
	Falcons	WR Julio Jones
	Dolphins	WR Jarvis Landry
2007	Bengals	WR T.J. Houshmandzadeh
2004	Rams	WR Isaac Bruce
2002	Bills	WR Eric Moulds
1997	Bengals	WR Carl Pickens
1995	Falcons	WR Eric Metcalf
1994	Patriots	TE Ben Coates

13 FOR THE BOOKS

In his seventh season, Allen continues to climb the Bolts' record books. He's climbed into the top 10 in career 100-yard performances, receptions and receiving yards while being on the cusp of becoming the 10th player in franchise annals to total at least 34 receiving scores.

100-Yard Receiving Performances, Chargers History

Rank	Player	No.
1.	WR Lance Alworth	41
2.	TE Kellen Winslow	24
3.	WR Keenan Allen	23
	WR Gary Garrison	23
	WR Charlie Joiner	23
6.	TE Antonio Gates	21

Career Receptions, Chargers History

Rank	Player	No.
1.	TE Antonio Gates	939
2.	WR Charlie Joiner	586
3.	TE Kellen Winslow	541
4.	RB LaDainian Tomlinson	530
5.	WR Keenan Allen	510
6.	WR Lance Alworth	493

Career Receiving Yards, Chargers History

Rank	Player	No.
1.	TE Antonio Gates	11,631
2.	WR Lance Alworth	9,584
3.	WR Charlie Joiner	9,203
4.	WR Gary Garrison	7,533
5.	TE Kellen Winslow	6,741
6.	WR Keenan Allen	6,252
7.	WR Wes Chandler	6,132
8.	WR Anthony Miller	5,582
9.	WR Malcom Floyd	5,550

Career Receiving Touchdowns, Chargers History

Rank	Player	No.
1.	TE Antonio Gates	116
2.	WR Lance Alworth	81
3.	WR Gary Garrison	58
4.	WR Charlie Joiner	47
5.	TE Kellen Winslow	45
6.	WR Wes Chandler	41
7.	WR Vincent Jackson	37
	WR Anthony Miller	37
9.	WR John Jefferson	36
10.	WR Malcom Floyd	34
11.	WR Keenan Allen	33
	WR Tony Martin	33



ALLEN A DAY'S WORK

KEENAN'S STATS BY OPPONENT

REGULAR SEASON

Opponent	GP	Rec.	Yds	Avg.	Lg	TD	Rec. 25+
Arizona	2	12	109	9.1	20	1	0
Baltimore	3	21	214	10.2	23t	3	0
Buffalo	3	20	243	12.2	29	2	1
Chicago	1	7	53	7.6	17	0	0
Cincinnati	3	15	200	13.3	37	1	1
Cleveland	3	18	239	13.3	31	2	3
Dallas	2	16	252	15.8	42t	1	3
Denver	10	49	476	9.7	36t	6	2
Detroit	2	23	264	11.5	23	0	0
Houston	1	13	183	14.1	34	2	3
Green Bay	2	17	197	11.6	38	0	1
Indianapolis	2	17	230	13.5	28	2	2
Jacksonville	4	22	333	15.1	45	0	3
Kansas City	9	52	628	12.1	38	2	3
L.A. Rams	2	9	148	16.4	35	1	3
Miami	4	21	240	11.4	24	0	0
Minnesota	2	21	232	11.0	34t	2	1
New England	2	6	64	10.7	18	0	0
N.Y. Giants	2	7	126	18.0	43t	2	1
N.Y. Jets	2	8	88	11.0	20	0	0
Oakland	10	65	713	11.0	30	4	6
Philadelphia	2	7	172	24.6	50	0	2
Pittsburgh	3	22	238	10.8	21	1	0
San Francisco	1	7	63	9.0	18	0	0
Seattle	2	11	179	16.3	54	0	1
Tennessee	3	10	129	12.9	24	0	0
Washington	2	14	239	17.1	51	1	1

POSTSEASON

Opponent	GP	Rec.	Yds	Avg.	Lg	TD	Rec. 25+
Baltimore	1	4	37	9.3	17	0	0
Cincinnati	1	2	21	10.5	12	0	0
Denver	1	6	142	23.7	49	2	2
New England	1	2	75	37.5	43t	1	2

COMEBACK KID

Allen earned Comeback Player of the Year honors in 2017 after setting a single-season franchise mark with 102 catches while ranking No. 2 in team history with 1,393 receiving yards – the first season for a Chargers receiver with at least 1,300 yards since 1980. He followed it up in 2018 a 97-catch season, giving Allen two of the three best receiving seasons in team annals.

This season, Allen recorded the fifth 90-catch season in team history and his third-straight campaign reaching that number. He is 254 receiving yards shy of posting the sixth 1,300-yard season in Chargers history.

Single-Season Receptions, Chargers History

Rank	Year	Player	No.
1.	2017	WR Keenan Allen	102
2.	2003	RB LaDainian Tomlinson	100
3.	2018	WR Keenan Allen	97
4.	2019	WR Keenan Allen	90
	1995	WR Tony Martin	90

Single-Season Receiving Yards, Chargers History

Rank	Year	Player	Yards
1.	1965	WR Lance Alworth	1,602
2.	2017	WR Keenan Allen	1,393
3.	1966	WR Lance Alworth	1,383
4.	1980	WR John Jefferson	1,340
5.	1968	WR Lance Alworth	1,312

MULTI-CATCH MACHINE

Allen had two-plus catches in 65-straight games to pass Hall of Fame TE Kellen Winslow in the 2018 season opener for the most in Chargers history. Allen only has two games without multiple receptions: The second game of his career (one catch) and Week 15 in 2018 at Kansas City (exited with zero due to a hip injury).

Consecutive Multi-Catch Performances, Chargers History

Rank	Player	No.
1.	WR Keenan Allen	65
2.	TE Kellen Winslow	52
3.	WR Lance Alworth	47
4.	TE Antonio Gates	44
5.	WR Curtis Conway	40



AUSTIN POWERS

HANDS TEAM

Ekeler's 49 catches through seven games tied for the second-most by a running back through the first seven games of a season in NFL history.

Receptions Over First Seven Games of Season, RBs, NFL History

Rank	Year	Team	Player	No.
1.	2014	Chi.	Matt Forte	52
2.	2019	LAC	Austin Ekeler	49
	2018	NYG	Saquon Barkley	49
	2002	StL	Marshall Faulk	49
5.	2018	N.O.	Alvin Kamara	47
	1996	Ari.	Larry Centers	47

With 78 catches on the year, Ekeler ranks No. 2 in the NFL in receptions among running backs. He is No. 14 in the NFL among all players this season. Ekeler's 892 receiving yards on the season are tops among NFL running backs.

NFL Rankings, RBs, 2019

Rank	Player (Team)	Rec.	Rank	Player (Team)	Yds
1.	C.McCaffrey (Car.)	94	1.	A.Ekeler (LAC)	892
2.	A.Ekeler (LAC)	78	2.	C.McCaffrey (Car.)	814
3.	L.Fournette (Jax.)	73	3.	J.White (N.E.)	588
	A.Kamara (N.O.)	73	4.	D.Cook (Min.)	519
5.	T.Cohen (Chi.)	67	5.	L.Fournette (Jax.)	488

OPEN UP THE THROTTLE

Ekeler started the season strong against Indianapolis with 154 yards from scrimmage and three scores – including two receiving TDs – becoming just the fifth player in the last 10 seasons to record 150-plus yards from scrimmage and at least three scrimmage touchdowns in a Week 1 game.

Players with 150 yards and 3 TDs from Scrimmage, Week 1, 2010-Present

Year	Team	Player	Scrim. Yds	Scrim. TDs
2019	LAC	Austin Ekeler	154	3
2019	K.C.	Sammy Watkins	198	3
2018	K.C.	Tyreek Hill	173	3
2017	K.C.	Kareem Hunt	246	3
2010	Hou.	Arian Foster	238	3

KEEPING IT 100

Ekeler made Chargers and NFL history in the team's 45-10 win over Jacksonville in Week 14. He became just the second Charger in history to record 100-plus rushing yards and 100-plus receiving yards in the same game. Ekeler accomplished the feat on just 12 touches, the fewest by a player to accomplish the feat in NFL history.

Players with 100 Rushing Yards and 100 Receiving Yards,

Single Games, Chargers History

Year	Player	Rush Att	Rush Yds	Rec.	Rec. Yds
2019	Austin Ekeler	8	101	4	112
1985	Lionel James	12	127	5	118

Players with 100 Rushing Yards and 100 Receiving Yards,

Single Games, Max. 15 Touches, NFL History

Year	Team	Player	Rush Yds	Rec. Yds	Touches
2019	LAC	Austin Ekeler	101	112	12
1986	Dal.	Herschel Walker	122	170	15
1954	ChiC*	Ollie Matson	115	161	15

*Chicago Cardinals

UNBELIEVABLY UNRAFTED

Ekeler has become one of the top undrafted receiving running backs in NFL history early in his career. He leads all undrafted NFL RBs in history through three career seasons in receptions and receiving yards while also bringing in 14 scoring grabs since 2017.

Ekeler became the first undrafted RB in the common draft era (since 1967) to register eight single-season touchdown receptions. He is also the first undrafted RB in the common draft era to post three receiving scores in each of his first three pro seasons.

Receptions Over First Three Seasons, Undrafted RBs, NFL History

Rank	Team(s)	Player	Rec.
1.	LAC	Austin Ekeler	144
2.	Hou.	Arian Foster	127
3.	Oak.	Jalen Richard	124

Receiving Yards Over First Three Seasons, Undrafted RBs, NFL History

Rank	Team(s)	Player	Yards
1.	LAC	Austin Ekeler	1,575
2.	Hou.	Arian Foster	1,314
3.	Dal.	Dan Reeves	1,257

Receiving TDs Over First Three Seasons, Undrafted RBs, NFL History

Rank	Team(s)	Player	TDs
1.	Dal.	Dan Reeves	15
2.	LAC	Austin Ekeler	14
3.	Phi.	Hal Giancanelli	10



JOINING FORCES

RECEIVING RUNNERS

Austin Ekeler has quickly become one of the top receiving running backs in team annals while Melvin Gordon III's performance over his career with the Bolts has elevated him up the all-time team rankings. Both are inside the top 10 for career in each category.

100-Yard Receiving Performances, RBs, Chargers History

Rank	Player	No.
1.	Austin Ekeler	3
	Lionel James	3
3.	Gene Foster	2
	LaDainian Tomlinson	2
	Don Woods	2
6.	Melvin Gordon III	1
	Cid Edwards	1
	Ronnie Harmon	1
	Keith Lincoln	1
	Darren Sproles	1

Career Receptions, RBs, Chargers History

Rank	Player	No.
1.	LaDainian Tomlinson	530
2.	Ronnie Harmon	377
3.	Terrell Fletcher	259
4.	Melvin Gordon III	212
5.	Gary Anderson	194
6.	Lionel James	168
7.	Danny Woodhead	167
8.	Ryan Mathews	146
	Darren Sproles	146
10.	Austin Ekeler	144

Career Receiving Yards, RBs, Chargers History

Rank	Player	No.
1.	LaDainian Tomlinson	3,955
2.	Ronnie Harmon	3,928
3.	Gary Anderson	1,978
4.	Terrell Fletcher	1,943
5.	Melvin Gordon III	1,765
6.	Keith Lincoln	1,689
7.	Lionel James	1,685
8.	Austin Ekeler	1,575

Career Receiving Touchdowns, RBs, Chargers History

Rank	Player	No.
1.	LaDainian Tomlinson	15
2.	Austin Ekeler	14
	Keith Lincoln	14
4.	Danny Woodhead	13
5.	Gary Anderson	12
	Ronnie Harmon	12
7.	Melvin Gordon III	11
	Darren Sproles	11

THREE'S COMPANY

The Chargers have three players this season with at least 890 receiving yards. The trio of Keenan Allen, Mike Williams and Austin Ekeler have a chance to become just the sixth trio of teammates in NFL history to each have 1,000-plus receiving yards in the same season.

No other NFL team in 2019 has three players with more than 700 receiving yards each. Ekeler needs just eight receiving yards to give the Chargers the first trio of teammates with 900-plus receiving yards in the same season since the Patriots in 2014.

1,000-Yard Receiving Trios, NFL History

Team	Year	Player (Yds)	Player (Yds)	Player (Yds)
Chargers	1980	J.Jefferson (1,340)	K.Winslow (1,290)	C.Joiner (1,132)
Redskins	1989	A.Monk (1,186)	R.Sanders (1,138)	G.Clark (1,229)
Falcons	1995	E.Metcalf (1,189)	B.Emanuel (1,039)	T.Mathis (1,039)
Colts	2004	R.Wayne (1,210)	M.Harrison (1,113)	B.Stokley (1,077)
Cardinals	2008	L.Fitzgerald (1,431)	A.Boldin (1,038)	S.Breaston (1,006)

Chargers 2019 K.Allen (1,046) M.Williams (912) A.Ekeler (892)

CATCHING FIRE

Ekeler's 2019 season as a receiver has not only been one of the tops in the NFL this season, but is nearing the best in team annals. On top of how he ranks in single-season receptions, yards and touchdowns, Ekeler's three 100-yard receiving performances are the most in a single year by a running back in Chargers history.

Single-Season Receptions, RBs, Chargers History

Rank	Year	Player	No.
1.	2003	LaDainian Tomlinson	100
2.	1985	Lionel James	86
3.	2015	Danny Woodhead	80
	1986	Gary Anderson	80
5.	2002	LaDainian Tomlinson	79
	1992	Ronnie Harmon	79
7.	2019	Austin Ekeler	78

Single-Season Receiving Yards, RBs, Chargers History

Rank	Year	Player	No.
1.	1985	Lionel James	1,027
2.	1992	Ronnie Harmon	914
3.	2019	Austin Ekeler	892
4.	1986	Gary Anderson	871

Single-Season Receiving Touchdowns, RBs, Chargers History

Rank	Year	Player	No.
1.	2019	Austin Ekeler	8
	1986	Gary Anderson	8
3.	2015	Danny Woodhead	6
	2013	Danny Woodhead	6



ON THE OFFENSIVE/BALL HAWK

RUNNING WILD AND FREE

Melvin Gordon continues to climb up the team's rushing record books. He has a chance to be the sixth player with 10 100-yard performances, move to second in career rush attempts and third in career rushing yards.

100-Yard Rushing Performances, Chargers History

Rank	Player	No.
1.	RB LaDainian Tomlinson	46
2.	RB Paul Lowe	15
	RB Natrone Means	15
4.	RB Ryan Mathews	12
5.	RB Dickie Post	11
6.	RB Melvin Gordon III	9
	RB Chuck Muncie	9

Career Rush Attempts, Chargers History

Rank	Player	No.
1.	RB LaDainian Tomlinson	2,880
3.	RB Melvin Gordon III	1,036
2.	RB Marion Butts	1,031

Career Rushing Yards, Chargers History

Rank	Player	No.
1.	RB LaDainian Tomlinson	12,490
2.	RB Paul Lowe	4,972
3.	RB Marion Butts	4,297
4.	Melvin Gordon III	4,179

Career Rushing Touchdowns, Chargers History

Rank	Player	No.
1.	RB LaDainian Tomlinson	138
2.	RB Chuck Muncie	43
3.	RB Paul Lowe	38
4.	RB Natrone Means	34
5.	RB Melvin Gordon III	33

WELL ABOVE AVERAGE

Mike Williams leads all players with at least 30 receptions this season with a 20.7 yards-per-catch average.

Yards-Per-Reception Average, NFL, 2019, Min. 30 Receptions

Rank	Team	Player	Avg.
1	LAC	WR Mike Williams	20.7
2.	Ten.	WR A.J. Brown	19.0
3.	Det.	WR Kenny Golladay	18.8
4.	Min.	WR Stefon Diggs	17.9
5.	Pit.	WR James Washington	17.8

HENRY'S STATS BY OPPONENT

REGULAR SEASON

Opponent	GP	Rec.	Yds	Avg.	Lg	TD	Rec. 25+
Atlanta	1	1	16	16.0	16	0	0
Buffalo	1	2	25	12.5	15	0	0
Carolina	1	2	13	6.5	9t	1	0
Chicago	1	4	47	11.8	20	0	0
Cleveland	2	7	81	11.6	25	0	1
Dallas	1	5	76	15.2	27	1	1
Denver	5	14	180	12.9	34	1	2
Green Bay	1	7	84	12.0	19	0	0
Houston	1	2	20	10.0	12t	1	0
Indianapolis	2	9	132	14.7	33	0	1
Jacksonville	3	3	46	15.3	30t	1	1
Kansas City	5	14	160	11.4	20	1	0
Miami	2	9	91	10.1	17	1	0
Minnesota	1	2	29	14.5	24	0	0
New England	1	2	11	5.5	7	0	0
New Orleans	1	4	61	15.3	20t	1	0
N.Y. Giants	1	3	42	14.0	25t	1	1
Oakland	4	15	231	15.4	59	3	2
Philadelphia	1	2	16	8.0	12	1	0
Pittsburgh	1	8	100	12.5	21	2	0
Tampa Bay	1	1	14	14.0	14	0	0
Tennessee	1	6	97	16.2	23	0	0
Washington	1	4	50	12.5	20	1	0

POSTSEASON

Opponent	GP	Rec.	Yds	Avg.	Lg	TD	Rec. 25+
New England	1	0	0	-	-	0	0

A NOSE FOR THE END ZONE

Since 2016, Gordon has been one of the most dynamic scoring threats in the NFL, posting 44 total TDs and 33 rushing scores.

Total TDs, NFL, 2016-Present

Rank	Team	Player	No.
1.	LAR	RB Todd Gurley	58
2.	Dal.	RB Ezekiel Elliott	46
3.	LAC	RB Melvin Gordon III	44
4.	N.O./Bal.	RB Mark Ingram II	43
5.	K.C.	WR Tyreek Hill	41

Rushing TDs, NFL, 2016-Present

Rank	Team	Player	No.
1.	LAR	RB Todd Gurley	46
2.	Dal.	RB Ezekiel Elliott	39
3.	Ten.	RB Derrick Henry	35
4.	N.O./Bal.	RB Mark Ingram II	34
5.	LAC	RB Melvin Gordon III	33



SACK ARTISTS

BOSA'S SACKS BY QUARTERBACK

REGULAR SEASON (39.0)

Sacks	Quarterback	Sacks	Quarterback
5.0	Derek Carr	1.0	Tom Brady
3.5	Trevor Siemian	1.0	Jacoby Brissett
2.5	Josh Rosen	1.0	Jeff Drisekl
2.0	Robert Griffin III	1.0	Joe Flacco
2.0	Eli Manning	1.0	Case Keenum
2.0	Gardner Minshew II	1.0	DeShone Kizer
2.0	Matt Ryan	1.0	Cam Newton
2.0	Alex Smith	1.0	Ben Roethlisberger
2.0	Ryan Tannehill	1.0	Tyrod Taylor
2.0	Mitchell Trubisky	0.5	Lamar Jackson
1.5	Aaron Rodgers	0.5	Brock Osweiler
1.0	Blake Bortles	0.5	Deshaun Watson

POSTSEASON (1.0)

Sacks	Quarterback
1.0	Lamar Jackson

NOT YOUR AVERAGE JOEY

Since entering the NFL in 2016, Bosa has been an absolute force, recording the third-best sacks-per-game over that span (min. 40 games played). With 49 career games played, Bosa is the only player in the top five that has played in less than 50 games since the start of 2016.

Sacks Per Game, 2016-Present, Min. 40 Games Played

Rank	Team	Player	GP	Sacks/Game
1.	Ari.	OLB Chandler Jones	62	0.90
2.	LAR	DT Aaron Donald	60	0.84
3.	LAC	DE Joey Bosa	49	0.80
4.	Min.	DE Danielle Hunter	62	0.77
5.	N.O.	DE Cameron Jordan	62	0.74

ON THE FAST TRACK

With 8.5 sacks in his first eight games of 2017, Joey Bosa brought his career total to 19.0 sacks over his first 20 career games. That topped the previous NFL record of 18.5 set by former 49ers LB Aldon Smith in 2012.

Sacks, First 20 Career Games, NFL History

Rank	Team	Player	Sacks
1.	LAC	DE Joey Bosa	19.0
2.	S.F.	LB Aldon Smith	18.5
3.	G.B.	LB Clay Matthews	17.0

INGRAM III'S SACKS BY QUARTERBACK

REGULAR SEASON (47.5)

Sacks	Quarterback	Sacks	Quarterback
6.5	Derek Carr	1.5	Aaron Rodgers
5.0	Alex Smith	1.0	Tom Brady
3.5	Trevor Siemian	1.0	Drew Brees
3.5	Ryan Tannehill	1.0	Jacoby Brissett
2.5	Patrick Mahomes	1.0	Chase Daniel
2.0	Blake Bortles	1.0	Cody Kessler
2.0	Jay Cutler	1.0	Marcus Mariota
2.0	Eli Manning	1.0	Matt McGloin
2.0	Peyton Manning	1.0	Brock Osweiler
2.0	Russell Wilson	1.0	Matt Ryan
1.5	Josh Allen	0.5	Kirk Cousins
1.5	Joe Flacco	0.5	Greg McElroy
1.5	Josh McCown	0.5	Brandon Weeden

POSTSEASON (2.0)

Sacks	Quarterback
2.0	Lamar Jackson

THUNDER AND LIGHTNING

DEs Joey Bosa and Melvin Ingram III have continued to build on impressive careers to climb into the top 10 on the team's all-time sacks list. Each recorded a 1.5 sacks in the Week 9 win vs. Green Bay.

Sacks, Chargers History, Since 1982

Rank	Player	Sacks
1.	DE Leslie O'Neal	105.5
2.	LB Shaun Phillips	69.5
3.	DE Lee Williams	65.5
4.	DE Melvin Ingram III	47.5
5.	LB Junior Seau	47.0
6.	DE Raylee Johnson	46.0
7.	LB Shawne Merriman	43.5
8.	DE Joey Bosa	39.0
9.	DE Burt Grossman	38.0
	DE Chris Mims	38.0

JACK OF ALL TRADES

Melvin Ingram III lined up in the backfield as a fullback in Week 5 last season against Oakland, getting the first carry of his career. While Ingram didn't get into the end zone, he still made history, becoming the second player in NFL history to post a sack, an interception and a rushing attempt in the same game.

Players with Sack, Interception and Rush, Single Games, NFL History

Year	Team	Player	Game
2018	LAC	DE Melvin Ingram III	Oct. 7 vs. Oak.
2000	NYJ	LB Mo Lewis	Oct. 15 at N.E.



THE PHILIP RIVERS FILE

Philip Rivers is the Chargers' franchise record-holder and he ranks sixth all-time for career passing yards with 58,404.

NFL ALL-TIME PASSING YARDS

1.	Drew Brees	76,884
2.	Tom Brady	74,079
3.	Peyton Manning	71,940
4.	Brett Favre	71,838
5.	Dan Marino	61,361
6.	Philip Rivers	58,711
7.	Eli Manning	57,023
8.	Ben Roethlisberger	56,545
9.	John Elway	51,475
10.	Matt Ryan	50,489

• **Rivers** also owns the highest career completion (4,850) and attempt (7,506) totals in franchise history.

• **Rivers** finished the 2018 season with 4,308 passing yards, the ninth-most in a season in franchise history. Rivers now holds eight of the Top 10 single-season passing yardage marks in franchise history.

SINGLE-SEASON PASSING YARDS

1.	Dan Fouts, 1981	4,802
2.	Philip Rivers, 2015	4,792
3.	Dan Fouts, 1980	4,715
4.	Philip Rivers, 2010	4,710
5.	Philip Rivers, 2011	4,624
6.	Philip Rivers, 2017	4,515
7.	Philip Rivers, 2013	4,478
8.	Philip Rivers, 2016	4,386
9.	Philip Rivers, 2018	4,308
10.	Philip Rivers, 2014	4,286

• **Rivers** increased his career tally of 4,000-yard seasons to 11 in 2019, a total that is third in NFL history.

MOST NFL 4,000-YARD SEASONS (PASSING)

1.	Peyton Manning	14
2.	Drew Brees	12
3.	Philip Rivers	11
4.	Tom Brady	10

• **Rivers** also has posted his 14th-consecutive 3,000-yard season, which ties **Eli Manning** for third in NFL history.

MOST CONSECUTIVE 3,000-YARD SEASONS (PASSING)

1.	Brett Favre (1992-09)	18
2.	Drew Brees (2004-18)	15
3.	Eli Manning (2005-18)	14
	Philip Rivers (2006-19)	14
5.	Peyton Manning (1998-10)	13
	Ben Roethlisberger (2006-18)	13

• **Rivers** became the third quarterback in NFL history to pass for at least 3,500 yards in 12 consecutive seasons.

• **Rivers** threw 32 touchdown passes in 2018, for an 11th-straight 25-plus TD season. It is tied for the second-longest streak in NFL history.

MOST CONSECUTIVE 25-TOUCHDOWN SEASONS (PASSING)

1.	Peyton Manning (1998-2010)	13
2.	Drew Brees (2006-16)	11
	Philip Rivers (2008-18)	11



• **Rivers'** 32 touchdown passes in 2018 gave him six career 30-TD seasons, sixth in NFL history.

MOST NFL 30-TOUCHDOWN SEASONS (PASSING)

1.	Drew Brees	11
2.	Brett Favre, Peyton Manning	9
5.	Tom Brady	7
6.	Aaron Rodgers	6
	Philip Rivers	6

• **Rivers** completed 347 passes in 2018 to rank 10th. He now owns eight of the 10 highest pass completion and pass attempt seasons in franchise history.

CHARGERS SINGLE-SEASON PASS COMPLETIONS

1.	Philip Rivers, 2015	437
2.	Philip Rivers, 2014	379
3.	Philip Rivers, 2013	378
4.	Philip Rivers, 2011	366
5.	Dan Fouts, 1981	360
	Philip Rivers, 2017	360
7.	Philip Rivers, 2010	357
8.	Philip Rivers, 2016	349
9.	Dan Fouts, 1980	348
10.	Philip Rivers, 2018	347

MOST CONSECUTIVE STARTS SINCE 1970

297 Favre, Brett
229 Matthews, Bruce
223 Shields, Will
222 *Philip Rivers*
215 Fletcher, London
215 Barber, Ronde
210 Manning, Eli
208 Brooks, Derrick
208 Manning, Peyton
202 McDaniel, Randall



CHARGERS SINGLE-SEASON PASS ATTEMPTS

1. Philip Rivers, 2015	661
2. Dan Fouts, 1981	609
3. Dan Fouts, 1980	589
4. Philip Rivers, 2011	582
5. Philip Rivers, 2016	578
6. Philip Rivers, 2017	575
7. Philip Rivers, 2014	570
8. Philip Rivers, 2013	544
9. Philip Rivers, 2010	541
10. Dan Fouts, 1979	530

- **Rivers** is the franchise's all-time leader for touchdown passes (395) and he ranks sixth on the NFL's all-time touchdowns list.

MOST NFL TOUCHDOWN PASSES (CAREER)

1. Drew Brees	541
2. Peyton Manning	539
3. Tom Brady	535
4. Brett Favre	508
5. Dan Marino	420
6. Philip Rivers	395
7. Eli Manning	366
8. Ben Roethlisberger	363
9. Aaron Rodgers	362

- **Rivers** threw 32 touchdown passes in 2018, tied for fourth in a season in franchise history. He now owns eight of the Top 10 touchdown passing seasons in franchise history.

CHARGERS SINGLE-SEASON TOUCHDOWN PASSES

1. Philip Rivers, 2008	34
2. Philip Rivers, 2016	33
Dan Fouts, 1981	33
4. Philip Rivers, 2013	32
Philip Rivers, 2018	32
6. Philip Rivers, 2014	31
7. Philip Rivers, 2010	30
Dan Fouts, 1980	30
9. Philip Rivers, 2015	29
10. Philip Rivers, 2009	28
Philip Rivers, 2017	28

- On Sept. 17, 2017, against Miami, **Rivers** recorded the 52nd 300-yard passing game of his career to break a tie with **Dan Fouts** for the franchise record.

NFL CAREER 300-YARD PASSING GAMES

1. Drew Brees	120
2. Peyton Manning	93
3. Tom Brady	92
4. Philip Rivers	70
5. Dan Marino	63

- **Rivers** is the Chargers' all-time leader with 11 career 400-yard passing games and he ranks fifth in the NFL annals.

NFL CAREER 400-YARD PASSING GAMES

1. Drew Brees	16
2. Peyton Manning	14
3. Dan Marino	13
4. Ben Roethlisberger	12
5. Philip Rivers	11
6. Tom Brady	10

MOST WINS AS AN ACTIVE STARTER

Player	Team	No.
1. Tom Brady	N.E.	218
2. Drew Brees	S.D./N.O.	161
3. Ben Roethlisberger	Pit.	144
4. Philip Rivers	LAC	123
5. Eli Manning	NYG	117

RIVERS DOES IT AGAIN

On Dec. 13, 2018 at Kansas City on Thursday Night Football, Philip Rivers led the Chargers to a thrilling, 29-28, victory. The Chargers trailed the Chiefs 28-14 in the fourth quarter. The win marked the 27th fourth quarter come-from-behind victory of Rivers' illustrious career. Below is a look at all 28 of Rivers' fourth quarter come-from-behind wins.

Date	Opp.	Deficit	Final Score
10/27/19	at Chicago	10-16	Won, 17-16
12/02/18	at Pittsburgh	14-28	Won, 29-28
12/13/18	at Kansas City	15-23	Won, 33-30
09/30/18	vs. San Francisco	26-27	Won, 29-27
10/15/17	at Oakland	14-16	Won, 17-16
10/8/17	at New York Giants	17-22	Won, 27-22
10/23/16	at Atlanta*	20-27	Won, 33-30
09/13/15	Detroit	20-21	Won, 33-28
12/20/14	at San Francisco*	21-35	Won, 38-35
11/30/14	at Baltimore	13-23	Won, 34-33
10/12/14	at Oakland	21-28	Won, 31-28
12/29/13	Kansas City*	14-24	Won, 27-24
11/24/13	at Kansas City	24-28	Won, 41-38
09/29/13	Dallas	20-21	Won, 30-21
09/15/13	at Philadelphia	27-23	Won, 33-30
09/11/11	Minnesota	17-14	Won, 24-17
11/07/10	at Houston	21-23	Won, 29-23
11/08/09	at N.Y. Giants	20-14	Won, 21-20
09/14/09	at Oakland	20-17	Won, 24-20
01/03/09	Indianapolis^*	17-14	Won, 23-17
12/21/08	at Tampa Bay	24-20	Won, 41-24
12/14/08	at Kansas City	21-10	Won, 22-21
09/28/08	at Oakland	15-3	Won, 28-18
12/09/07	at Tennessee*	17-3	Won, 23-17
12/24/06	at Seattle	14-13	Won, 20-17
11/26/06	vs. Oakland	14-7	Won, 21-14
11/19/06	at Denver	27-21	Won, 35-27
11/12/06	at Cincinnati	38-28	Won, 49-41

^AFC Wild Card Playoffs

*Overtime game

MORE ON PHILIP RIVERS

- Rivers has started a franchise-record 222 consecutive regular-season games. It's the NFL's longest active streak.
- Rivers has posted a 123-99 (.554) regular-season record. He became the fifth active quarterback to reach 100 regular-season wins after the victory against the Broncos on Oct. 22, 2017. Including postseason, Rivers' 128 wins overall ranks No. 5 among active quarterbacks.
- Rivers has posted a passer rating of 120 or higher 50 times during his career. The Chargers are 45-5 (.900) in those games. He has also posted a rating of 130.0 or higher 30 times and the Chargers are 30-0 in those games.
- Rivers is 44-38 (.537) as a starter in regular-season AFC West games. In 81 division games as a starter, he's completed 1,703 of 2,711 (62.8 pct.) for 20,631 yards with 131 touchdowns and 88 interceptions for a 88.7 passer rating.
- Rivers is one of the NFL's top late-season quarterbacks. Since taking over as the Bolts' starting quarterback in 2006, he has guided the Chargers to a record of 44-22 (.667) in regular-season games played in December and January.
- Rivers is not only great in December and January, but in the second half of the season overall. Throughout his career, Rivers is 74-46 (.617) as a starter in games played after Nov. 1.
- Rivers is a 10-time AFC Offensive Player of the Week. His 10 AFC POW awards rank tied for first in team history to LaDainian Tomlinson's 10.
- Rivers is a 15-time FedEx Air NFL Player of the Week during his career.
- Since 2012, Rivers has posted the fourth most offensive plays (8,285) in the NFL.



REGULAR-SEASON RANKINGS

		All-Time	Active Players
Completions	4,850	7	4
Yards	58,711	6	3
Percentage	64.6	11	7
Touchdowns	395	6	3
QB Rating	95.2	10	7

POSTSEASON RANKINGS

		All-Time	Active Players
Completions	186	26	9
Yards	2,325	25	9
Percentage	61.2	19	8
Touchdowns	11	33t	9t
QB Rating	84.7	25	11

COMBINED (REGULAR AND POSTSEASON) RANKINGS

		All-Time	Active Players
Completions	5,061	8	5
Yards	61,367	7	4
Percentage	64.4	8	5
TDs	409	6	3
QB Rating	94.7	9	5

*4,000 attempts

At the 2017 Week 8 matchup against the Patriots, **Philip Rivers** surpassed 50,000 passing yards in his career during regular and postseason play. He surpassed 50,000 yards in regular season play against the Raiders in Week 17 of 2017.

Regular Season, All-Time:

Most Consecutive Games Played

222	Philip Rivers, 2004-19
179	David Binn, 1994-10
178	Russ Washington, 1968-80

Rivers Earns His 100th Win

Philip Rivers earned his 100th career regular season win when the Chargers downed the Denver Broncos, 21-0, on Oct. 22, 2017. Here is a list of quarterbacks that have won 100 or more regular season games.

Name	Wins
Tom Brady	218
Brett Favre	186
Peyton Manning	186
John Elway	148
Dan Marino	147
Drew Brees	161
Ben Roethlisberger	144
Fran Tarkenton	124
Philip Rivers	123
Johnny Unitas	118
Joe Montana	117
Eli Manning	117
Aaron Rodgers	111
Terry Bradshaw	107
Matt Ryan	107
Warren Moon	102
Jim Kelly	101

TOUCHDOWNS THROWN TO BY RIVERS

Antonio Gates	89
Vincent Jackson	37
Malcom Floyd	34
Keenan Allen	32
Tyrell Williams	17
Eddie Royal	16
Hunter Henry	16
Austin Ekeler	14
Danny Woodhead	13
Mike Williams	12
Darren Sproles	11
Melvin Gordon	11
Chris Chambers	10
Travis Benjamin	9
Dontrelle Inman	8
Danario Alexander	7
Ladarius Green	7
LaDainian Tomlinson	7
Brandon Manumaleuna	5
Mike Tolbert	5
Seyi Ajirotutu	3
Vincent Brown	3
Jacob Hester	3
Stevie Johnson	3
Legedu Naanee	3
Dante Rosario	3
Patrick Crayton	2
Buster Davis	2
Randy McMichael	2
Robert Meachem	2
John Phillips	2
Jackie Battle	1
Ryan Mathews	1
Lorenzo Neal	1
Brandon Oliver	1
Kelley Washington	1
Kris Wilson	1
Virgil Green	1
Troymane Pope	1
Total	395

RIVERS' RECORD BREAKING DAY VS. ARIZONA



Rivers' **25 consecutive completions** are the most by a quarterback in a single game in **NFL history** and are tied with Ryan Tannehill (25 consecutive completions from Weeks 6-7 in 2015) for the most consecutive passes completed at any point in league history. Washington's Mark Brunell previously held the record for the most consecutive completions to begin a game, completing his first 22 passes against Houston on September 24, 2006.

Rivers' **96.6 completion percentage** is the highest by a quarterback in a single game in league annals (minimum 20 attempts), surpassing the previous high of 92.3 percent (24 of 26 passing) set by Pro Football Hall of Famer Kurt Warner against Jacksonville on September 20, 2009.



RIVERS' STATISTICS BY STADIUM

REGULAR SEASON

Stadium*	GP	GS	Att	Cmp	Pct.	Yds	TD	INT	Lg	Sk	Rating	Record as Starter
Arrowhead Stadium	13	13	471	295	62.6	3,642	19	14	60t	39	87.6	6-7
AT&T Stadium	2	2	65	48	73.9	706	4	1	46	1	123.0	2-0
Bank of America Stadium	1	1	39	21	53.9	236	2	3	46	5	57.2	0-1
Candlestick Park	1	1	39	29	74.4	334	2	0	57t	0	116.8	1-0
CenturyLink Field	3	3	109	52	47.7	864	6	2	54	7	85.6	2-1
Dignity Health Sports Park	21	21	780	527	67.6	6,256	35	17	75t	44	97.7	11-10
Edward Jones Dome	1	1	37	22	59.5	249	1	1	29	7	77.4	0-1
Empower Field at Mile High	14	14	434	272	62.7	3,381	26	17	80t	31	90.4	7-7
Estadio Azteca	1	1	52	28	53.8	353	1	4	50	2	49.6	0-1
FedEx Field	1	1	46	29	63.0	341	2	2	22	1	81.9	0-1
FirstEnergy Stadium	4	4	125	70	56.0	1,056	6	2	66t	3	93.3	2-2
Ford Field	2	2	89	49	55.1	592	1	3	47	1	65.4	0-2
Georgia Dome	1	1	44	27	61.4	371	1	1	49	4	86.5	1-0
Giants Stadium	1	1	36	24	66.7	209	3	2	29	2	86.5	1-0
Gillette Stadium	3	3	100	65	65.0	769	5	5	36	6	84.1	0-3
Hard Rock Stadium	4	4	115	71	61.7	905	4	4	42	9	83.4	1-3
Heinz Field	4	4	139	83	59.7	917	8	2	46t	8	92.5	2-2
Hubert H. Humphrey Metrodome	1	1	42	19	45.2	197	0	1	22	1	49.4	0-1
Lambeau Field	2	2	101	70	69.3	809	5	1	50	5	105.6	0-2
Levi's® Stadium	1	1	54	33	61.1	356	4	3	28	2	82.0	1-0
Lincoln Financial Field	1	1	47	36	76.6	419	3	0	31	1	124.3	1-0
Los Angeles Memorial Coliseum	1	1	30	18	60.0	226	2	0	42t	1	105.7	0-1
Lucas Oil Stadium	2	2	62	45	72.6	511	0	0	43	4	96.9	1-1
M&T Bank Stadium	3	3	104	75	72.1	829	7	2	70t	4	109.8	1-2
Mercedes-Benz Superdome	1	1	42	27	64.3	354	2	1	44	5	96.7	0-1
MetLife Stadium	4	4	138	70	50.7	892	7	3	39	5	79.1	3-1
New Era Field	4	4	110	80	72.7	880	8	1	49	9	116.5	3-1
Nissan Stadium	4	4	129	86	66.7	1,005	7	2	41t	8	101.7	2-2
NRG Stadium	2	2	53	39	73.6	537	7	2	55t	2	129.5	2-0
Paul Brown Stadium	3	3	103	72	69.9	835	6	2	46t	8	105.4	1-2
Qualcomm Stadium	92	88	2,861	1,862	65.1	22,002	154	74	81t	178	95.5	56-32
Raymond James	2	2	68	50	73.5	624	7	2	80t	3	123.7	1-1
RingCentral Coliseum	14	14	450	298	66.2	3,705	26	13	66t	25	98.8	9-5
Soldier Field	2	2	60	40	66.7	481	3	3	47	1	86.9	1-1
State Farm Stadium	1	1	36	21	58.3	238	1	1	34	0	75.9	0-1
TCF Bank Stadium	1	1	34	21	61.8	246	1	1	39	4	81.3	0-1
TIAA Bank Field	6	6	196	132	67.3	1,737	14	3	84t	4	112.6	4-2
Wembley Stadium	2	2	66	44	66.7	647	5	1	75t	2	117.4	1-1

POSTSEASON

Stadium*	GP	GS	Att	Cmp	Pct.	Yds	TD	INT	Lg	Sk	Rating	Record as Starter
Empower Field at Mile High	1	1	27	18	66.7	217	2	0	49	4	115.8	0-1
Gillette Stadium	2	2	88	44	50.0	542	3	3	43t	3	66.6	0-2
Heinz Field	1	1	35	21	60.0	308	3	1	62t	4	105.4	0-1
M&T Bank Stadium	1	1	32	22	68.8	160	0	0	28	1	80.2	1-0
Paul Brown Stadium	1	1	16	12	75.0	128	1	0	33	1	118.8	1-0
Qualcomm Stadium	4	4	138	80	58.0	1,037	2	5	58	10	71.4	1-0
RCA Dome	1	1	19	14	73.7	264	3	1	56t	0	133.2	2-2

*current or most recent name of venue when housing NFL team



RIVERS' STATISTICS BY OPPONENT

REGULAR SEASON

Opponent	GP	GS	Att	Cmp	Pct.	Yds	TD	INT	Lg	Sk	Rating	Record as Starter
Arizona Cardinals	4	4	109	83	76.2	969	8	2	34	7	119.4	3-1
Atlanta Falcons	3	3	112	65	58.0	693	1	3	49	8	68.0	1-2
Baltimore Ravens	8	8	280	188	67.1	2,193	14	6	81t	16	98.4	3-5
Buffalo Bills	7	6	175	124	70.9	1,371	13	1	49	12	116.2	5-1
Carolina Panthers	3	3	89	54	60.7	574	6	3	46	12	87.9	0-3
Chicago Bears	4	4	133	88	66.2	951	4	4	47	6	84.5	2-2
Cincinnati Bengals	7	7	255	164	64.3	1,895	11	6	46t	18	91.2	3-4
Cleveland Browns	7	7	234	143	61.1	1,969	10	2	68	9	98.8	5-2
Dallas Cowboys	3	3	107	83	77.6	1,107	7	2	56t	2	123.8	3-0
Denver Broncos	29	28	909	564	62.0	6,732	46	30	80t	67	87.8	13-16
Detroit Lions	4	4	151	97	64.2	1,137	4	5	47	3	82.0	2-2
Green Bay Packers	4	4	175	117	66.9	1,488	9	4	56	9	100.8	1-3
Houston Texans	5	5	139	91	65.5	1,180	16	3	55t	10	121.4	3-2
Indianapolis Colts	6	6	184	129	70.1	1,473	6	3	55t	14	97.9	4-2
Jacksonville Jaguars	9	9	288	200	69.4	2,668	24	5	84t	10	119.1	7-2
Kansas City Chiefs	28	27	965	599	62.1	7,223	39	37	60t	63	82.5	13-14
Los Angeles Rams	4	4	125	84	67.2	972	5	2	42t	12	97.2	2-2
Miami Dolphins	9	9	298	190	63.8	2,483	12	10	55t	18	89.4	4-5
Minnesota Vikings	4	4	163	101	62.0	1,085	4	7	39	10	71.7	1-3
New England Patriots	6	6	210	137	65.2	1,600	10	7	59	12	90.2	1-5
New Orleans Saints	4	3	125	80	64.0	1,016	7	3	57t	8	98.0	0-3
New York Giants	3	3	108	66	61.1	716	9	3	43t	4	96.8	3-0
New York Jets	5	5	147	88	59.9	1,172	10	4	60	8	96.5	4-1
Oakland Raiders	27	27	867	557	64.2	6,824	47	22	66t	48	95.9	18-9
Philadelphia Eagles	3	3	110	78	70.9	997	7	0	75t	5	120.2	2-1
Pittsburgh Steelers	7	7	268	168	62.7	1,844	14	6	46t	15	91.1	3-4
San Francisco 49ers	4	4	157	106	67.5	1,213	12	4	58t	4	105.4	4-0
Seattle Seahawks	4	4	146	80	54.8	1,148	9	2	54	8	95.3	3-1
Tampa Bay Buccaneers	3	3	94	65	69.2	849	9	4	80t	5	111.5	1-2
Tennessee Titans	9	9	291	205	70.4	2,410	17	4	75t	16	109.0	7-2
Washington Redskins	3	3	92	56	60.9	759	5	2	75t	3	96.2	2-1

POSTSEASON

Opponent	GP	GS	Att	Cmp	Pct.	Yds	TD	INT	Lg	Sk	Rating	Record as Starter
Baltimore Ravens	1	1	32	22	68.8	160	0	0	28	1	80.2	1-0
Cincinnati Bengals	1	1	16	12	75.0	128	1	0	33	1	118.8	1-0
Denver Broncos	1	1	27	18	66.7	217	2	0	49	4	115.8	0-1
Indianapolis Colts	2	2	55	34	61.8	481	3	2	56t	4	93.1	2-0
New England Patriots	3	3	120	58	48.3	772	3	4	58	6	63.6	0-3
New York Jets	1	1	40	27	67.5	298	1	2	37	2	76.9	0-1
Pittsburgh Steelers	1	1	35	21	60.0	308	3	1	62t	4	105.4	0-1
Tennessee Titans	1	1	30	19	63.3	292	1	1	39	1	92.6	1-0



PROVEN TRACK RECORD

RIVERS' REGULAR-SEASON RECORD AS A STARTER

Category	Starts	Wins	Losses	Ties	Win Pct.
Overall	222	123	99	0	.554
Home	111	68	43	0	.613
Road	111	55	56	0	.496
vs. AFC West	82	44	38	0	.537
In December/January	66	44	22	0	.667
After October	118	73	46	0	.619
300-Plus Passing Yards	70	37	33	0	.529
400-Plus Passing Yards	11	4	7	0	.364
Three-Plus TD Passes	58	43	15	0	.741
Four-Plus TD Passes	9	6	3	0	.667
100-Plus Passer Rating	103	83	20	0	.806
110-Plus Passer Rating	72	62	10	0	.861
120-Plus Passer Rating	50	45	5	0	.900
130-Plus Passer Rating	30	30	0	0	1.000

RIVERS' REGULAR-SEASON RANKINGS

Category	Rivers' Career Regular-Season No.	- Ranking -	
		All-Time	Active
Starting QB Wins	123	9th	4th
Pass Attempts	7,506	7th	4th
Completions	4,850	7th	4th
Completion Percentage*	64.6	11th	7th
Passing Yards	58,711	6th	3rd
Tocuhdown Passes	395	6th	3rd
Passer Rating*	95.2	10th	6th
Yards/Pass Attempt*	7.82	10th	2nd
Consecutive 3,000-Yard Seasons**	14	T-4th	T-2nd
Consecutive 3,500-Yard Seasons**	12	3rd	2nd
4,000-Yard Seasons	11	T-3rd	T-2nd
4,500-Yard Seasons	4	5th	4th
Consecutive 25-TD Seasons**	11	T-2nd	T-1st
30-TD Seasons	6	T-5th	T-3rd
300-Yard Games	70	4th	3rd
400-Yard Games	11	5th	3rd
500-Yard Games	1	T-3rd	T-3rd
Three-TD Games	58	7th	4th
Four-TD Games	9	T-24th	10th
100.0-Passer Rating Games	103	5th	3rd
110.0-Passer Rating Games	72	4th	3rd
120.0-Passer Rating Games	50	4th	3rd
130.0-Passer Rating Games	30	4th	3rd
140.0-Passer Rating Games	13	T-4th	T-3rd

*Min. 1,500 Pass Attempts

**Active Streak





HEAD COACH ANTHONY LYNN

On Jan. 13, 2017, the Los Angeles Chargers named Anthony Lynn the 16th head coach in franchise history and the first African-American head coach in team annals. Lynn joined the Chargers after spending the 2015-16 seasons with the Buffalo Bills as the assistant head coach, running backs coach and holding the positions of offensive coordinator and interim head coach.

In just his second season, Lynn led the Chargers to their first playoff appearance since 2013 and their best record since 2009 by posting a 12-4 mark. The Chargers led the NFL with seven Pro Bowl selections and were a resilient squad, winning eight-straight road contests. For his efforts in 2018, Lynn was recognized by the Fritz Pollard Alliance with the Paul "Tank" Younger Award and was later tabbed the Coach of the Year by the Los Angeles Sports Council.

In his first season at the helm in Los Angeles, Lynn rallied the team after an 0-4 start to win nine of the final 12 games, including six of the last seven contests. The Chargers finished 9-7 and just missed out on a playoff berth due to a tiebreaker. The nine wins over the 12-game span was the best mark since the team won the last 11 games of the 2009 season. The five-straight home wins were also the best run on home turf since that 2009 season.

Lynn put his imprint on the team in year one. The Bolts turned the ball over just 15 times in 2017 to rank tied for fourth in the NFL after a season in which they were dead last with 35 turnovers. The offensive line led the league in the least amount of sacks allowed with 18. The Chargers haven't led the league in the least amount of sacks allowed since in the AFL in 1968. In two seasons in Los Angeles, Lynn has compiled a 21-11 regular season record.

A native of Celina, Texas, some 40 miles north of Dallas, Lynn was an All-Southwest Conference running back as a collegian at Texas Tech, where he rushed for 1,911 yards and 17 touchdowns on 481 carries. That helped him earn a ticket to the NFL where he signed with the New York Giants as an undrafted free agent in 1992. After being released by the Giants, Lynn signed with Denver in 1993 and appeared in 13 games for the Broncos. In 1994, he suffered a broken leg and spent the year on injured reserve. Lynn moved on to the Bay Area in 1995, spending two seasons with the San Francisco 49ers (1995-96) before concluding his career in Denver (1997-99) where he won back-to-back Super Bowl championships (XXXII and XXXIII) with the Broncos. Lynn hung up his cleats after the '99 season, having played in 83 career games.

Lynn jumped right into the coaching ranks in 2000, spending three seasons (2000-02) with the Broncos as an offensive assistant and assistant to special teams. In 2003, he landed his first full-time position gig as the running backs coach for the Jacksonville Jaguars (2003-04). That was followed by similar positions with the Dallas Cowboys (2005-06), Cleveland Browns (2007-08), New York Jets (2009-14) and Bills (2015-16). Lynn carried the additional title of assistant head coach in New York in 2014 and with the Bills for his two seasons there.

Lynn spent the last two seasons (2015-16) with the Bills, including the final 14 games of the 2016 season as their offensive coordinator and the final game of the year as their interim head coach. The Bills led the NFL in both of Lynn's seasons in both rushing yards (2,630 in 2016 and 2,432 in 2015) and rushing touchdowns (29 in 2016 and 19, tie in 2015). The Bills also led the League in average yards per carry (5.3 in 2016 and 4.8, tie in 2015) in each of his two seasons in Upstate New York. More impressively, at his last two coaching stops (New York and Buffalo), his teams combined to rush for 18,218 yards during that span (2009-16), the most combined yards in the NFL over that time period. Also in Week 16 of the 2016 season, as offensive coordinator for the Bills, Lynn led the offense to a franchise-record 589 total yards. The 589 total yards were the second-most in a single game in the NFL that season.

Lynn is married to Stacey Bell Lynn. He has two children, son, D'Anton, and daughter, Danielle. Stacey is a news anchor at WNBC in New York City. D'Anton played football collegiately at Penn State and professionally with the New York Jets and the Canadian Football League's Hamilton Tiger-Cats and currently is the assistant defensive backs coach for the Houston Texans. Danielle studied at the University of Oklahoma and earned her master's degree at the University of North Texas. She currently is the COO of The Lynn Family Foundation and the Process Improvement Specialist at Southwest Hospital in Dallas.

In the spring of 2018, Lynn completed his college degree after leaving school for the NFL. Despite being in his first year as a head coach, Lynn received his degree in interdisciplinary studies from UNLV.

Anthony Lynn's Coaching Experience

2000-02 — Offensive Asst./Asst. to Spec. Tms., Broncos
2003-04 — Running Backs, Jacksonville Jaguars
2005-06 — Running Backs, Dallas Cowboys
2007-08 — Running Backs, Cleveland Browns

Anthony Lynn's Coaching Experience

2009-13 — Running Backs, New York Jets
2014 — Running Backs/Asst. Head Coach, New York Jets
2015-16 — Running Backs/Asst. Head Coach, Buffalo Bills
2016 — Offensive Coordinator/Interim Head Coach, Buffalo Bills
2017-19 — Head Coach, Los Angeles Chargers





GENERAL MANAGER TOM TELESKO

With a keen eye for acquiring talented players, Tom Telesco serves his seventh season as General Manager of the Chargers in 2019.

Telesco was hired by the Chargers in January 2013. Forty-years-old at the time of his hiring, he became the youngest general manager in team history. Telesco immediately helped the Chargers return to the playoffs in 2013 with a roster that featured 25 players who joined the team prior to or during the season.

His first draft featured 2013 Pepsi Next NFL Rookie of the Year Keenan Allen. In 2017, Allen went on to break the Chargers' single-season receptions record and posted the second-most receiving yards in team history en route to being named the NFL Comeback Player of the Year and earning his first Pro Bowl nod.

Over his six years with the organization, Telesco has drafted four pro bowlers in the first round in Jason Verrett, Melvin Gordon, Joey Bosa and Derwin James.

Telesco also has a proven track record with undrafted free agents. His finds have been highlighted by running back Austin Ekeler out of Western State, Pro Bowl special teamer Adrian Phillips, deep-threat and 1,000-yard receiver Tyrell Williams out of Western Oregon and special teams stalwart Nick Dzubnar from Cal Poly-San Luis Obispo.

On top of his draft choices, Telesco has brought in some of the top free agent talents in the NFL. Casey Hayward has blossomed into one of the top corners in the league, making back-to-back Pro Bowls in 2016-17 while offensive tackle Russell Okung and center Mike Pouncey made the Pro Bowl in their first seasons with the team. His signings also include defensive tackle Brandon Mebane, wide receiver/punt returner Travis Benjamin and his latest being three-time Pro Bowl linebacker Thomas Davis in 2019.

A native of Buffalo, N.Y., Telesco prepped at St. Francis High School in Athol Springs, N.Y. Days prior to Super Bowl XLVIII in January 2014, which was co-hosted by New York and New Jersey, Telesco was recognized for their accomplishments on the floor of the New York State Senate by Senator Timothy Kennedy.

After graduating from St. Francis, Telesco played wide receiver at John Carroll University in Ohio. He was a starter on the Blue Streaks' 1994 Ohio Athletic Conference Championship team, and two of his teammates at John Carroll were Chris and Brian Polian, sons of Bill Polian, a 2015 inductee into the Pro Football Hall of Fame.

While attending John Carroll, Telesco spent four summers (1991-94) as a training camp intern with the Buffalo Bills. At that time, the elder Polian was the Bills' general manager. Polian left Buffalo for Carolina in 1994 and after Telesco graduated from John Carroll with a degree in business management in 1995, Polian hired him to work in the Panthers' scouting department. In 1998, Telesco and Polian moved on to Indianapolis, where Telesco would spend his next 15 NFL seasons as a college scout, pro scout, director of pro scouting, director of player personnel and vice president of football operations. He worked in Indianapolis during Peyton Manning's entire career with the Colts and later part of the team that brought Andrew Luck to the Colts with the first pick of the 2012 NFL Draft. Telesco also was involved in Colts drafts that featured four-time Pro Bowl running back Edgerrin James, five-time Pro Bowl wide receiver Reggie Wayne, Dwight Freeney, a seven-time Pro Bowler as a Colt and two-time Pro Bowl selection, and 2007 NFL Defensive Player of the Year Bob Sanders.

Telesco's tenure in Indianapolis was one of the most successful eras in Colts history. They played in two Super Bowls, including a victory over Chicago in Super Bowl XLI. From 1998-2012, the Colts won 154 regular-season games, eight division titles and they appeared in the playoffs 12 times. Indianapolis set an NFL record with 12 or more wins in seven consecutive seasons and they won an NFL-record 23-straight regular-season games during the 2008-09 seasons. Their 115 regular-season wins from 2000-09 set an NFL record for wins in a decade.

In 2015 and this past year in 2018, Telesco was invited to be a speaker at the NFL's Career Development Symposium in Arizona. The program, attended by nearly 70 coaches and front office executives, was designed to engage aspiring head coach and general manager candidates. Telesco was one of only two active general managers invited to address participants at the symposium. He is also the co-chairman of the NFL General Manager Advisory Committee.

Telesco and his wife, Larah, have a daughter, Elena, and two sons, Thomas and Nicholas.

Tom Telesco's Experience

1995-96 – Scouting Assistant, Carolina Panthers
1997 – Area Scout, Carolina Panthers
1998-00 – Area Scout, Indianapolis Colts
2001-03 – Pro Scout, Indianapolis Colts

Tom Telesco's Experience

2004-05 – Director of Pro Scouting, Indianapolis Colts
2006-11 – Director of Player Personnel, Indianapolis Colts
2012 – V.P. of Football Operations, Indianapolis Colts
2013-19 – General Manager, Los Angeles Chargers



2019 NUMERICAL ROSTER

Updated: Dec. 16, 2019

ACTIVE ROSTER

No.	Name	Pos.	Ht.	Wt.	Age	Exp.	College	Hometown	How Acq.	2019 GP/GS/DNP/INA
1	Ty Long	P	6-2	205	26	1	Alabama-Birmingham	Roswell, Ga.	FA-'19	14/0/0/0
2	Easton Stick	QB	6-1	217	24	R	North Dakota State	Omaha, Neb.	D5-'19	0/0/0/14
4	Michael Badgley	K	5-10	183	24	2	Miami	Summit, N.J.	FA-'18	6/0/0/8
5	Tyrod Taylor	QB	6-1	217	30	9	Virginia Tech	Hampton, Va.	UFA (Cle)-'19	7/0/7/0
13	Keenan Allen	WR	6-2	211	27	7	California	Greensboro, N.C.	D3-'13	14/14/0/0
15	Jalen Guyton	WR	6-1	212	22	R	North Texas	Allen, Texas	FA-'19	2/0/0/1
16	Andre Patton	WR	6-2	200	25	1	Rutgers	Wilmington, Del.	FA-'17	11/4/0/1
17	Philip Rivers	QB	6-5	228	38	16	North Carolina State	Decatur, Ala.	T (NYG)-'04	14/14/0/0
20	Desmond King II	DB	5-10	200	25	3	Iowa	Detroit, Mich.	D5-'17	13/8/0/1
22	Justin Jackson	RB	6-0	199	23	2	Northwestern	Carol Stream, Ill.	D7-'18	6/0/0/8
23	Rayshawn Jenkins	S	6-2	220	25	3	Miami	St. Petersburg, Fla.	D4-'17	14/14/0/0
25	Melvin Gordon III	RB	6-1	215	26	5	Wisconsin	Kenosha, Wis.	D1-'15	10/9/1/0
26	Casey Hayward Jr.	CB	5-11	192	30	8	Vanderbilt	Perry, Ga.	UFA (GB)-'16	14/14/0/0
27	Jaylen Watkins	S	5-11	194	28	5	Florida	Fort Myers, Fla.	UFA (Phil)-'18	14/3/0/0
28	Brandon Facyson	CB	6-2	197	25	2	Virginia Tech	Newnan, Ga.	FA-'18	14/4/0/0
30	Austin Ekeker	RB	5-10	200	24	3	Western State Colorado	Eaton, Colo.	FA-'17	14/7/0/0
31	Adrian Phillips	S	5-11	210	27	5	Texas	Garland, Texas	FA-'14	5/3/0/0
33	Derwin James Jr.	S	6-2	215	23	2	Florida State	Haines City, Fla.	D1-'18	3/3/0/0
34	Derek Watt	FB	6-2	234	27	4	Wisconsin	Pewaukee, Wis.	D6-'16	14/2/0/0
35	Troymaine Pope	RB	5-8	205	26	2	Jacksonville State	Anniston, Ala.	FA-'18	12/0/2/0
36	Roderic Teamer	S	5-11	187	22	R	Tulane	New Orleans, La.	FA-'19	8/6/0/6
42	Uchenna Nwosu	LB	6-2	251	22	2	Southern California	Carson, Calif.	D2-'18	14/3/0/0
43	Michael Davis	CB	6-2	195	24	3	Brigham Young	Glendale, Calif.	FA-'17	9/9/0/2
44	Kyzir White	LB	6-2	218	23	2	West Virginia	Macungie, Pa.	D4-'18	14/7/0/0
45	Cole Mazza	LS	6-2	235	24	1	Alabama	Bakersfield, Calif.	FA-'19	14/0/0/0
48	Nick Dzubnar	LB	6-1	240	28	5	Cal Poly-San Luis Obispo	Mission Viejo, Calif.	FA-'15	14/0/0/0
49	Drue Tranquill	LB	6-2	228	24	R	Notre Dame	Fort Wayne, Ind.	D4-'19	13/3/0/1
51	Emeke Egbule	LB	6-2	245	23	R	Houston	Galena Park, Texas	D6-'19	13/0/0/1
52	Denzel Perryman	LB	5-11	240	27	5	Miami	Coral Gables, Fla.	D2-'15	12/8/1/1
54	Melvin Ingram III	DE	6-2	247	30	8	South Carolina	Rockingham, N.C.	D1-'12	11/11/0/3
57	Jatavis Brown	LB	5-11	221	25	4	Akron	Belle Glade, Fla.	D5-'16	11/1/0/3
58	Thomas Davis Sr.	LB	6-1	235	36	15	Georgia	Shellman, Ga.	UFA (Car)-'19	14/14/0/0
61	Scott Quessenberry	C/G	6-4	310	24	2	UCLA	La Costa, Calif.	D5-'18	14/7/0/0
66	Dan Feeney	G	6-4	310	25	3	Indiana	Orland Park, Ill.	D3-'17	14/14/0/0
69	Sam Tevi	T	6-5	315	25	3	Utah	Eules, Texas	D6-'17	12/12/0/2
71	Damion Square	NT	6-2	293	30	7	Alabama	Houston, Texas	W (KC)-'14	14/4/0/0
72	Ryan Groy	C/G	6-5	320	29	6	Wisconsin	Middleton, Wis.	FA-'19	6/0/3/0
74	Spencer Drango	G	6-6	315	27	3	Baylor	Cedar Park, Texas	FA-'18	0/0/1/3
75	Michael Schofield III	G/T	6-6	301	29	6	Michigan	Orland Park, Ill.	W (Den)-'17	14/14/0/0
76	Russell Okung	T	6-5	310	31	10	Oklahoma State	Fort Bend, Texas	UFA (Den)-'17	6/6/0/1
78	Trent Scott	T	6-5	320	25	2	Grambling State	Huntsville, Ala.	FA-'18	14/9/0/0
79	Trey Pipkins III	T	6-6	304	23	R	Sioux Falls	Apple Valley, Minn.	D3-'19	11/1/1/2
81	Mike Williams	WR	6-4	220	25	3	Clemson	Santee, S.C.	D1-'17	13/13/0/1
86	Hunter Henry	TE	6-5	250	25	4	Arkansas	Little Rock, Ark.	D2-'16	10/10/0/4
87	Lance Kendricks	TE	6-3	250	31	9	Wisconsin	Milwaukee, Wis.	FA-'19	10/1/2/0
88	Virgil Green	TE	6-5	255	31	9	Nevada	Tulare, Calif.	UFA (Den)-'18	14/4/0/1
89	Jason Moore	WR	6-2	213	24	R	Findlay	Oberlin, Ohio	FA-'19	8/0/0/1
92	Brandon Mebane	NT	6-1	311	34	13	California	Los Angeles, Calif.	UFA (Sea)-'16	11/11/0/3
93	Justin Jones	DT	6-3	309	23	2	North Carolina State	Austell, Ga.	D3-'18	10/10/0/4
96	Sylvester Williams	DT	6-2	328	31	7	North Carolina	Jefferson City, Mo.	FA-'19	5/0/0/2
97	Joey Bosa	DE	6-5	280	24	4	Ohio State	Ft. Lauderdale, Fla.	D1-'16	14/14/0/0
98	Isaac Rochell	DE	6-4	280	24	2	Notre Dame	McDonough, Ga.	D7-'17	14/0/0/0
99	Jerry Tillery	DT	6-6	295	23	R	Notre Dame	Shreveport, La.	D1-'19	13/3/0/1

PRACTICE SQUAD

No.	Name	Pos.	Ht.	Wt.	Age	Exp.	College	Hometown	How Acq.	2019 GP/GS/DNP/INA
3	Tyron Johnson	WR	6-1	193	23	R	Oklahoma State	New Orleans, La.	FA-'19	0/0/0/0
29	Quenton Meeke	DB	6-1	209	22	2	Stanford	San Diego, Calif.	FA-'19	0/0/0/0
46	Malik Jefferson	LB	6-2	240	23	2	Texas	Mesquite, Texas	FA-'19	9/0/0/0
64	Cole Toner	C/G	6-5	310	25	3	Harvard	Greenwood, Ind.	FA-'17	0/0/0/0
70	Tyree St. Louis	T	6-5	315	22	R	Miami	Tampa, Fla.	FA-'19	0/0/0/0
82	Stephen Anderson	TE	6-3	230	26	3	California	San Jose, Calif.	FA-'19	1/0/0/0
83	Anthony Johnson	WR	6-2	209	24	R	Buffalo	Rock Hill, S.C.	FA-'19	0/0/0/0
90	Anthony Lanier II	DE	6-6	285	26	3	Alabama A&M	Savannah, Ga.	FA-'18	0/0/0/0
94	P.J. Johnson	DT	6-3	320	23	R	Arizona	Sacramento, Calif.	FA-'19	0/0/0/0

PRACTICE SQUAD; INJURED

No.	Name	Pos.	Ht.	Wt.	Age	Exp.	College	Hometown	How Acq.	2019 GP/GS/DNP/INA
10	Artavis Scott	WR	5-11	195	25	2	Clemson	Clearwater, Fla.	FA-'17	0/0/0/0

RESERVE/INJURED

No.	Name	Pos.	Ht.	Wt.	Age	Exp.	College	Hometown	How Acq.	2019 GP/GS/DNP/INA
11	Jeremy Davis	WR	6-3	211	27	5	Connecticut	Lawrenceville, Ga.	FA-'16	7/1/0/4
12	Travis Benjamin	WR	5-10	175	29	8	Miami	Belle Glade, Fla.	UFA (Cle)-'16	5/2/0/1
32	Nasir Adderley	S	6-0	195	22	R	Delaware	Philadelphia, Pa.	D2-'19	4/0/0/3
53	Mike Pouncey	C	6-5	298	30	9	Florida	Lakeland, Fla.	FA-'18	5/5/0/0
65	Koda Martin	G	6-7	300	24	R	Syracuse	Manvel, Texas	FA-'19	0/0/0/0
77	Forrest Lamp	G	6-4	310	25	3	Western Kentucky	Venice, Fla.	D2-'17	7/2/0/0
80	Sean Culkin	TE	6-5	255	26	3	Missouri	Indian Rocks Beach, Fla.	FA-'17	4/2/0/0
84	Dylan Cantrell	WR	6-3	226	25	1	Texas Tech	Whitehouse, Texas	D6-'18	0/0/0/0
87	Andrew Vollert	TE	6-5	245	24	1	Weber State	San Mateo, Calif.	W (Cin)-'19	0/0/0/0

RESERVE/NON-FOOTBALL ILLNESS

No.	Name	Pos.	Ht.	Wt.	Age	Exp.	College	Hometown	How Acq.	2019 GP/GS/DNP/INA
91	Cortez Broughton	DT	6-2	291	23	R	Cincinnati	Warner Robins, Ga.	D7-'19	2/0/0/8



2019 ALPHABETICAL ROSTER

Updated: Dec. 16, 2019

ACTIVE ROSTER

No.	Name	Pos.	Ht.	Wt.	Birthdate	Exp.	College	Hometown	How Acq.
13	Allen, Keenan	WR	6-2	211	4/27/92	7	California	Greensboro, N.C.	D3-'13
4	Badgley, Michael	K	5-10	183	7/28/95	2	Miami	Summit, N.J.	FA-'18
97	Bosa, Joey	DE	6-5	280	7/11/95	4	Ohio State	Ft. Lauderdale, Fla.	D1-'16
57	Brown, Jatavis	LB	5-11	221	2/18/94	4	Akron	Belle Glade, Fla.	D5-'16
43	Davis, Michael	CB	6-2	195	1/6/95	3	Brigham Young	Glendale, Calif.	FA-'17
58	Davis Sr., Thomas	LB	6-1	235	3/22/83	15	Georgia	Shellman, Ga.	UFA (Car)-'19
74	Drango, Spencer	G	6-6	315	10/15/92	3	Baylor	Cedar Park, Texas	FA-'18
48	Dzubnar, Nick	LB	6-1	240	8/15/91	5	Cal Poly-San Luis Obispo	Mission Viejo, Calif.	FA-'15
51	Egbule, Emeke	LB	6-2	245	10/13/96	R	Houston	Galena Park, Texas	D6-'19
30	Ekeler, Austin	RB	5-10	200	5/17/95	3	Western State Colorado	Eaton, Colo.	FA-'17
28	Facyson, Brandon	CB	6-2	197	9/8/94	2	Virginia Tech	Newnan, Ga.	FA-'18
66	Feeney, Dan	G	6-4	310	5/29/94	3	Indiana	Orland Park, Ill.	D3-'17
25	Gordon III, Melvin	RB	6-1	215	4/13/93	5	Wisconsin	Kenosha, Wis.	D1-'15
88	Green, Virgil	TE	6-5	255	8/3/88	9	Nevada	Tulare, Calif.	UFA (Den)-'18
72	Groy, Ryan	C/G	6-5	320	9/30/90	6	Wisconsin	Middleton, Wis.	FA-'19
15	Guyton, Jalen	WR	6-1	212	6/7/97	R	North Texas	Allen, Texas	FA-'19
26	Hayward Jr., Casey	CB	5-11	192	9/9/89	8	Vanderbilt	Perry, Ga.	UFA (GB)-'16
86	Henry, Hunter	TE	6-5	250	12/7/94	4	Arkansas	Little Rock, Ark.	D2-'16
54	Ingram III, Melvin	DE	6-2	247	4/26/89	8	South Carolina	Rockingham, N.C.	D1-'12
22	Jackson, Justin	RB	6-0	199	4/22/96	2	Northwestern	Carol Stream, Ill.	D7-'18
33	James Jr., Derwin	S	6-2	215	8/3/96	2	Florida State	Haines City, Fla.	D1-'18
23	Jenkins, Rayshawn	S	6-2	220	1/25/94	3	Miami	St. Petersburg, Fla.	D4-'17
93	Jones, Justin	DT	6-3	309	8/28/96	2	North Carolina State	Austell, Ga.	D3-'18
87	Kendricks, Lance	TE	6-3	250	1/30/88	9	Wisconsin	Milwaukee, Wis.	FA-'19
20	King II, Desmond	DB	5-10	200	12/14/94	3	Iowa	Detroit, Mich.	D5-'17
1	Long, Ty	P	6-2	205	4/6/93	1	Alabama-Birmingham	Roswell, Ga.	FA-'19
45	Mazza, Cole	LS	6-2	235	2/14/95	1	Alabama	Bakersfield, Calif.	FA-'19
92	Mebane, Brandon	NT	6-1	311	1/15/85	13	California	Los Angeles, Calif.	UFA (Sea)-'16
89	Moore, Jason	WR	6-2	213	6/23/95	R	Findlay	Oberlin, Ohio	FA-'19
42	Nwosu, Uchenna	LB	6-2	251	12/28/96	2	Southern California	Carson, Calif.	D2-'18
76	Okung, Russell	T	6-5	310	10/7/88	10	Oklahoma State	Fort Bend, Texas	UFA (Den)-'17
16	Patton, Andre	WR	6-2	200	5/28/94	1	Rutgers	Wilmington, Del.	FA-'17
52	Perryman, Denzel	LB	5-11	240	12/5/92	5	Miami	Coral Gables, Fla.	D2-'15
31	Phillips, Adrian	S	5-11	210	3/28/92	5	Texas	Garland, Texas	FA-'14
79	Pipkins III, Trey	T	6-6	304	9/5/96	R	Sioux Falls	Apple Valley, Minn.	D3-'19
35	Pope, Troymaine	RB	5-8	205	11/29/93	2	Jacksonville State	Anniston, Ala.	FA-'18
61	Quessenberry, Scott	C/G	6-4	310	3/23/95	2	UCLA	La Costa, Calif.	D5-'18
17	Rivers, Philip	QB	6-5	228	12/8/81	16	North Carolina State	Decatur, Ala.	T (NYG)-'04
98	Rochell, Isaac	DE	6-4	280	4/22/95	2	Notre Dame	McDonough, Ga.	D7-'17
75	Schofield III, Michael	G/T	6-6	301	11/15/90	6	Michigan	Orland Park, Ill.	W (Den)-'17
78	Scott, Trent	T	6-5	320	1/25/94	2	Grambling State	Huntsville, Ala.	FA-'18
71	Square, Damion	NT	6-2	293	2/6/89	7	Alabama	Houston, Texas	W (KC)-'14
2	Stick, Easton	QB	6-1	217	9/15/95	R	North Dakota State	Omaha, Neb.	D5-'19
5	Taylor, Tyrod	QB	6-1	217	8/3/89	9	Virginia Tech	Hampton, Va.	UFA (Cle)-'19
36	Teamer, Roderic	S	5-11	187	5/12/97	R	Tulane	New Orleans, La.	FA-'19
69	Tevi, Sam	T	6-5	315	11/15/94	3	Utah	Euless, Texas	D6-'17
99	Tillery, Jerry	DT	6-6	295	10/8/96	R	Notre Dame	Shreveport, La.	D1-'19
40	Tranquill, Drue	LB	6-2	228	8/15/95	R	Notre Dame	Fort Wayne, Ind.	D4-'19
27	Watkins, Jaylen	S	5-11	194	11/27/91	5	Florida	Fort Myers, Fla.	UFA (Phi)-'18
34	Watt, Derek	FB	6-2	234	11/7/92	4	Wisconsin	Pewaukee, Wis.	D6-'16
44	White, Kyzir	LB	6-2	218	3/24/96	2	West Virginia	Macungie, Pa.	D4-'18
81	Williams, Mike	WR	6-4	220	10/4/94	3	Clemson	Santee, S.C.	D1-'17
96	Williams, Sylvester	DT	6-2	328	11/21/88	7	North Carolina	Jefferson City, Mo.	FA-'19

PRACTICE SQUAD

No.	Name	Pos.	Ht.	Wt.	Birthdate	Exp.	College	Hometown	How Acq.
82	Anderson, Stephen	TE	6-3	230	1/30/93	3	California	San Jose, Calif.	FA-'19
46	Jefferson, Malik	LB	6-2	240	11/15/96	2	Texas	Mesquite, Texas	FA-'19
83	Johnson, Anthony	WR	6-2	209	1/29/95	R	Buffalo	Rock Hill, S.C.	FA-'19
94	Johnson, P.J.	DT	6-3	320	6/14/96	R	Arizona	Sacramento, Calif.	FA-'19
3	Johnson, Tyron	WR	6-1	193	1/8/96	R	Oklahoma State	New Orleans, La.	FA-'19
90	Lanier II, Anthony	DE	6-6	285	5/8/93	3	Alabama A&M	Savannah, Ga.	FA-'18
29	Meeks, Quenton	DB	6-1	209	6/20/97	2	Stanford	San Diego, Calif.	FA-'19
70	St. Louis, Tyree	T	6-5	315	8/5/97	R	Miami	Tampa, Fla.	FA-'19
64	Toner, Cole	C/G	6-5	310	3/13/94	3	Harvard	Greenwood, Ind.	FA-'17

PRACTICE SQUAD; INJURED

No.	Name	Pos.	Ht.	Wt.	Birthdate	Exp.	College	Hometown	How Acq.
10	Scott, Artavis	WR	5-11	195	10/12/94	2	Clemson	Clearwater, Fla.	FA-'17

RESERVE/INJURED

No.	Name	Pos.	Ht.	Wt.	Birthdate	Exp.	College	Hometown	How Acq.
32	Adderley, Nasir	S	6-0	195	5/31/97	R	Delaware	Philadelphia, Pa.	D2-'19
12	Benjamin, Travis	WR	5-10	175	12/29/89	8	Miami	Belle Glade, Fla.	UFA (Cle)-'16
84	Cantrell, Dylan	WR	6-3	226	6/29/94	1	Texas Tech	Whitehouse, Texas	D6-'18
80	Culkin, Sean	TE	6-5	255	6/11/93	3	Missouri	Indian Rocks Beach, Fla.	FA-'17
11	Davis, Jeremy	WR	6-3	211	1/10/92	5	Connecticut	Lawrenceville, Ga.	FA-'16
77	Lamp, Forrest	G	6-4	310	2/20/94	3	Western Kentucky	Venice, Fla.	D2-'17
65	Martin, Koda	G	6-7	300	8/21/95	R	Syracuse	Manvel, Texas	FA-'19
53	Pouncey, Mike	C	6-5	298	7/24/89	9	Florida	Lakeland, Fla.	FA-'18
87	Vollert, Andrew	TE	6-5	245	3/15/95	1	Weber State	San Mateo, Calif.	W (Cin)-'19

RESERVE/NON-FOOTBALL ILLNESS

No.	Name	Pos.	Ht.	Wt.	Birthdate	Exp.	College	Hometown	How Acq.
91	Broughton, Cortez	DT	6-2	291	9/2/96	R	Cincinnati	Warner Robins, Ga.	D7-'19



2019 POSITIONAL ROSTER

Updated: Dec. 16, 2019

QUARTERBACKS (3)

No.	Name	Pos.	Ht.	Wt.	Age	Exp.	College	Hometown	High School	How Aq.
2	Easton Stick	QB	6-1	217	24	R	North Dakota State	Omaha, Neb.	Creighton Prep	D5-'19
5	Tyrod Taylor	QB	6-1	217	30	9	Virginia Tech	Hampton, Va.	Hampton High	UFA (Cle)-'19
17	Philip Rivers	QB	6-5	228	38	16	North Carolina State	Decatur, Ala.	Athens High	T (NYG)-'04

RUNNING BACKS (5)

No.	Name	Pos.	Ht.	Wt.	Age	Exp.	College	Hometown	High School	How Aq.
22	Justin Jackson	RB	6-0	199	23	2	Northwestern	Carol Stream, Ill.	Glenbard North High	D7-'18
25	Melvin Gordon III	RB	6-1	215	26	5	Wisconsin	Kenosha, Wis.	Bradford High	D1-'15
30	Austin Ekeler	RB	5-10	200	24	3	Western State, Colo.	Eaton, Colo.	Eaton High	FA-'17
34	Derek Watt	FB	6-2	234	27	4	Wisconsin	Pewaukee, Wis.	Pewaukee High	D6-'16
35	Troyaine Pope	RB	5-8	205	26	2	Jacksonville State	Anniston, Ala.	Anniston High	FA-'18

WIDE RECEIVERS (5)

No.	Name	Pos.	Ht.	Wt.	Age	Exp.	College	Hometown	High School	How Aq.
13	Keenan Allen	WR	6-2	211	27	7	California	Greensboro, N.C.	North Guilford High	D3-'13
15	Jalen Guyton	WR	6-1	212	22	R	North Texas	Allen, Texas	Allen High	FA-'19
16	Andre Patton	WR	6-2	200	25	1	Rutgers	Wilmington, Del.	St. Elizabeth High	FA-'17
81	Mike Williams	WR	6-4	220	25	3	Clemson	Santee, S.C.	Lake Marion High	D1-'17
89	Jason Moore	WR	6-2	213	24	R	Findlay	Oberlin, Ohio	Oberlin High	FA-'19

TIGHT ENDS (3)

No.	Name	Pos.	Ht.	Wt.	Age	Exp.	College	Hometown	High School	How Aq.
86	Hunter Henry	TE	6-5	250	25	4	Arkansas	Little Rock, Ark.	Pulaski Academy	D2-'16
87	Lance Kendricks	TE	6-3	250	31	9	Wisconsin	Milwaukee, Wis.	Rufus King High	FA-'19
88	Vigil Green	TE	6-5	255	31	9	Nevada	Tulare, Calif.	Tulare Union High	UFA (Den)-'18

OFFENSIVE LINEMEN (9)

No.	Name	Pos.	Ht.	Wt.	Age	Exp.	College	Hometown	High School	How Aq.
61	Scott Quessenberry	C/G	6-4	310	24	2	UCLA	La Costa, Calif.	La Costa Canyon High	D5-'18
66	Dan Feeney	G	6-4	310	25	3	Indiana	Orland Park, Ill.	Carl Sandburg High	D3-'17
69	Sam Tevi	T	6-5	315	25	3	Utah	Eules, Texas	Trinity High	D6-'17
72	Ryan Gray	C/G	6-5	320	29	6	Wisconsin	Middleton, Wis.	Middleton High	FA-'19
74	Spencer Dango	G	6-6	315	27	3	Baylor	Cedar Park, Texas	Cedar Park High	FA-'18
75	Michael Schofield III	G/T	6-6	301	29	6	Michigan	Orland Park, Ill.	Carl Sandburg High	W (Den)-'17
76	Russell Okung	T	6-5	310	31	10	Oklahoma State	Fort Bend, Texas	George Bush High	UFA (Den)-'17
78	Trent Scott	T	6-5	320	25	2	Grambling State	Huntsville, Ala.	Lee High	FA-'18
79	Trey Pipkins III	T	6-6	304	23	R	Sioux Falls	Apple Valley, Minn.	Apple Valley High	D3-'19

DEFENSIVE LINEMEN (8)

No.	Name	Pos.	Ht.	Wt.	Age	Exp.	College	Hometown	High School	How Aq.
54	Melvin Ingram III	DE	6-2	247	30	8	South Carolina	Rockingham, N.C.	Richmond County High	D1-'12
71	Damion Square	NT	6-2	293	30	7	Alabama	Houston, Texas	Yates High	W (KC)-'14
92	Brandon Mebane	NT	6-1	311	34	13	California	Los Angeles, Calif.	Crenshaw High	UFA (Sea)-'16
93	Justin Jones	DT	6-3	309	23	2	N.C. State	Austell, Ga.	South Cobb High	D3-'18
96	Sylvester Williams	DT	6-2	328	31	7	North Carolina	Jefferson City, Mo.	Jefferson City High	FA-'19
97	Joey Bosa	DE	6-5	280	24	4	Ohio State	Ft. Lauderdale, Fla.	St. Thomas Aquinas High	D1-'16
98	Isaac Rochell	DE	6-4	280	24	2	Notre Dame	McDonough, Ga.	Eagle's Landing Christian	D7-'17
99	Jerry Tillery	DT	6-6	295	23	R	Notre Dame	Shreveport, La.	Evangel Christian High	D1-'19

LINEBACKERS (8)

No.	Name	Pos.	Ht.	Wt.	Age	Exp.	College	Hometown	High School	How Aq.
42	Uchenna Nwosu	LB	6-2	251	22	2	Southern California	Carson, Calif.	Narbonne High	D2-'18
44	Kyzir White	LB	6-2	218	23	2	West Virginia	Macungie, Pa.	Emmaus High	D4-'18
48	Nick Dubnar	LB	6-1	240	28	5	Cal Poly-San Luis Obispo	Mission Viejo, Calif.	Mission Viejo High	FA-'15
49	Dre Tranquill	LB	6-2	228	24	R	Notre Dame	Fort Wayne, Ind.	Carroll High	D4-'19
51	Emeke Egbule	LB	6-2	245	23	R	Houston	Galena Park, Texas	North Shore High	D6-'19
52	Denzel Perryman	LB	5-11	240	27	5	Miami	Coral Gables, Fla.	Coral Gables High	D2-'15
57	Jatavis Brown	LB	5-11	221	25	4	Akron	Belle Glade, Fla.	Glades Central High	D5-'16
58	Thomas Davis Sr.	LB	6-1	235	36	15	Georgia	Shellman, Ga.	Randolph-Clay High	UFA (Car)-'19

DEFENSIVE BACKS (9)

No.	Name	Pos.	Ht.	Wt.	Age	Exp.	College	Hometown	High School	How Aq.
20	Deshaun King II	CB	5-10	200	25	3	Iowa	Detroit, Mich.	East English Village Prep	D5-'17
23	Rayshawn Jenkins	S	6-2	220	25	3	Miami	St. Petersburg, Fla.	Admiral Farragut Academy	D4-'17
26	Casey Hayward Jr.	CB	5-11	192	30	8	Vanderbilt	Peny, Ga.	Perry High	UFA (GB)-'16
27	Jaylen Watkins	DB	5-11	194	28	5	Florida	Fort Myers, Fla.	Cape Coral High	FA-'19
28	Brandon Facyson	CB	6-2	197	25	2	Virginia Tech	Newman, Ga.	Northgate High	FA-'18
31	Adrian Phillips	S	5-11	210	27	5	Texas	Garland, Texas	Garland High	FA-'14
33	Derwin James Jr.	S	6-2	215	23	2	Florida State	Haines City, Fla.	Haines City High	D1-'18
36	Roderic Teamer	S	5-11	187	22	R	Tulane	New Orleans, La.	Brother Martin High	FA-'19
43	Michael Davis	CB	6-2	195	24	3	Bingham Young	Glendale, Calif.	Glendale High	FA-'17

SPECIALISTS (3)

No.	Name	Pos.	Ht.	Wt.	Age	Exp.	College	Hometown	High School	How Aq.
1	Ty Long	P	6-2	205	26	1	Alabama-Birmingham	Roswell, Ga.	Roswell High	FA-'19
4	Michael Badgley	K	5-10	183	24	2	Miami	Summit, N.J.	Summit Senior High	FA-'18
45	Cole Mazza	LS	6-2	235	24	1	Alabama	Bakersfield, Calif.	Liberty High	FA-'19



2019 COACHING STAFF

Anthony Lynn – Head Coach
George Stewart – Special Teams Coordinator/Assistant Head Coach
Gus Bradley – Defensive Coordinator
Shane Steichen – Offensive Coordinator
Keith Burns – Assistant Special Teams
Chris Caminiti – Senior Coaching Assistant
La’Roi Glover – Assistant Defensive Line
Chris Harris – Assistant Defensive Backs
Addison Lynch – Quality Control-Defense
Phil McGeoghan – Wide Receivers
Pat Meyer – Offensive Line
Ron Milus – Defensive Backs
Ryan Milus – Alex G. Spanos Coaching Fellow
Mark Ridgley – Assistant Offensive Line
Alfredo Roberts – Running Backs
Seth Ryan – Quality Control-Offense
Rip Scherer – Tight Ends
Dan Shamash – Offensive Assistant
Giff Smith – Defensive Line
Richard Smith – Linebackers
John Lott – Head Strength and Conditioning
Jonathan Brooks – Assistant Strength
Tyler Judkins – Assistant Strength

PRONUNCIATION GUIDE

Nasir (nah-SEER) Adderley (ADD-er-lee)
Michael Badgley (BADGE-lee)
Cortez Broughton (BROUGHT-un)
Nick Dzubnar (duh-ZOOB-nar)
Austin Ekeler (ECK-ler)
Emeke (uh-MEH-kay) Egbule (EGG-boo-leh)
Brandon Facyson (FAY-sen)
Uchenna (oo-CHEN-uh) Nwosu (noo-WOE-sue)
Russell Okung (oh-KOONG)
Troyaine (troy-MANE) Pope
Scott Quessenberry (QWES-sin-bear-ee)
Isaac Rochell (ROW-shell)
Michael Schofield III (SKO-field)
Sam Tevi (TEH-vee)
Kyzir (kie-ZEER) White



2019 TRANSACTIONS

12/11

Activated Michael Davis (CB) from Reserve-Suspended By Commissioner list.
Signed Tevaughn Campbell (CB) to practice squad.
Released Kei'Varae Russell (CB) from the practice squad.

12/09

Waived Tevaughn Campbell (CB).

12/05

Waived Tre'von Johnson (LB) from Reserve/Injured.

12/04

Signed P.J. Johnson (DT) to the practice squad.
Signed Tyron Johnson (WR) to the practice squad.

11/30

Promoted Jalen Guyton (WR) to the active roster.
Activated Derwin James (S) from Reserve/Designated to Return list.
Activated Adrian Phillips (S) from Reserve/Designated to Return list.
Placed Jeremy Davis (WR) on Reserve/Injured.
Waived Shalom Luani (S).
Waived T.Y. McGill (DT).

11/27

Signed Kei'Varae Russell (CB) to the practice squad.

11/25

Promoted Tevaughn Campbell (CB) to the active roster.
Released Dontrelle Inman (WR) from IR.
Signed Malik Jefferson (LB) to the practice squad.

11/22

Placed Michael Davis (CB) on Reserve-Suspended By Commissioner list.

11/18

Promoted Spencer Drango (G) to the active roster.
Waived Matt Overton (LS).

11/15

Signed Matt Overton (LS).
Placed Cortez Broughton (DT) on the reserve/non-football illness list.

11/05

Signed Tevaughn Campbell (CB) to practice squad.

11/02

Promoted Shalom Luani (S) to the active roster.
Waived Tevaughn Campbell (CB).

10/29

Promoted Tevaughn Campbell (CB) to the active roster.
Release Chase McLaughlin (K)
Signed Tyree St. Louis (T) to the practice squad.

10/26

Activated Russell Okung (T) from Active/NFI list.
Placed Nasir Adderley (S) on Reserve/Injured.

10/23

Signed Sylvester Williams (DT).
Placed Forrest Lamp (G) on Reserve/Injured.
Signed Jalen Guyton (WR) to the practice squad.
Waived Tyree St. Louis (T) from the practice squad.

10/18

Signed Tyree St. Louis (T) to the practice squad.
Waived Derrick Gore (RB) from practice squad.

10/17

Signed T.Y. McGill (DT).
Placed Travis Benjamin (WR) on Reserve/Injured.

10/16

Signed Stephen Anderson (TE) to practice squad.
Signed Derrick Gore (RB) to practice squad.
Signed Cole Toner (C) to practice squad.
Placed Detrez Newsome (RB) on the practice squad: Reserve/Injured list.
Waived Tyree St. Louis (T) from the practice squad.
Promoted Jason Moore (WR) to the active roster.
Waived Stephen Anderson (TE).

10/09

Signed Ryan Groy (C/G).
Placed Mike Pouncey (C) on Reserve/Injured.

10/08

Waived Matt Sokol (TE) from the practice squad.

10/07

Waived Trevor Williams (CB) from Reserve/Injured.

10/02

Signed Tyree St. Louis (T) to practice squad.
Signed Chase McLaughlin (PK).
Placed Dontrelle Inman (WR) on Reserve/Injured.

10/1

Promoted Stephen Anderson (TE) to the active roster.
Placed Sean Culkin (TE) on Reserve/Injured.
Signed Jeff Holland (DE) to the practice squad.
Signed Quenton Meeks (DB) to the practice squad.
Signed Matt Sokol (TE) to the practice squad.
Waived Adarius Pickett (S) from the practice squad.
Waived Chris Brown (G) from the practice squad.

09/28

Activated Melvin Gordon (RB) from the exempt list.
Promoted Andre Patton (WR) to the active roster.
Released Dontae Johnson (CB).
Waived Chris Peace (LB).

09/26

Melvin Gordon (RB) granted roster exemption by commissioner.

09/18

Signed Andre Patton (WR) to the practice squad.
Released Matt Sokol (TE).

09/17

Signed Lance Kendricks (TE)
Re-signed Chris Peace (DE).
Waived Andre Patton (WR).
Signed Adarius Pickett (S) to the practice squad.
Placed Adrian Phillips (S) on Reserve/Injured.

09/14

Promoted Andre Patton (WR) to the active roster.
Waived Chris Peace (DE).

09/11

Placed Artavis Scott (WR) on the practice squad: Reserve/Injured list.
Signed Stephen Anderson (TE) to the practice squad.
Signed Dontae Johnson (CB).
Placed Trevor Williams (CB) on Reserve/Injured.
Signed Tevaughn Campbell (CB) to the practice squad.
Signed Anthony Johnson (WR) to the practice squad.
Waived Curtis Akins (LB) from the practice squad.
Waived Kemon Hall (CB) from the practice squad.

09/02

Signed Curtis Akins (LB) to practice squad.

09/01

Re-signed Jaylen Watkins (DB).
Placed Derwin James (S) on Reserve/Injured.
Signed Matt Sokol (TE) to practice squad.
Signed Artavis Scott (WR) to practice squad.
Signed Andre Patton (WR) to practice squad.
Signed Detrez Newsome (RB) to practice squad.
Signed Jason Moore (WR) to practice squad.
Signed Anthony Lanier (DE) to practice squad.
Signed Kemon Hall (CB) to practice squad.
Signed Spencer Drango (G) to practice squad.
Signed Chris Brown (G) to practice squad.

08/31

Waived Vince Mayle (TE).
Waived Elijah Zeise (LB).
Waived Kyle Wilson (LB).
Waived Brant Weiss (T).
Waived Jaylen Watkins (S).
Waived Tanner Volson (C).
Waived Arrion Springs (CB).
Waived Matt Sokol (TE).
Waived Jordan Smallwood (WR).
Waived Artavis Scott (WR).
Waived Jeff Richards (CB).
Waived Rodney Randle (CB).
Waived Adarius Pickett (S).
Waived Andre Patton (WR).
Waived Tyler Newsome (P).
Waived Detrez Newsome (RB).
Waived Jason Moore (WR).
Waived Jamar McGloster (T).
Waived T.Y. McGill (DT).
Waived Dee Liner (DT).
Waived Justice Liggins (WR).
Waived Bradford Lemmons (CB).
Waived Anthony Lanier (DE).
Waived Cardale Jones (QB).
Waived Ben Johnson (TE).
Waived Reggie Howard (DT).
Waived Kemon Hall (CB).



2019 TRANSACTIONS

Waived Derrick Gore (RB).
 Waived Malachi Dupre (WR).
 Waived Spencer Drango (G).
 Waived Jeremy Cox (RB).
 Waived Thomas Costigan (DE).
 Waived Blake Camper (T).
 Waived Chris Brown (G).
 Waived Larry Allen (G).
 Waived Patrick Afriyie (DE).

08/22
 Signed Dontrelle Inman (WR).

08/20
 Released Mike Windt (LS).

08/14
 Signed Ben Johnson (TE).
 Waived Josh Corcoran (LB).

08/12
 Signed Thomas Costigan (DE).
 Waived/Injured Andrew Vollert (TE).

08/06
 Jatavis Brown (LB) activated off PUP.

08/02
 Waived/Injured Cole Toner (C/G).
 Signed Jamar McGloster (OL).
 Waived/Injured Tre'von Johnson (LB).
 Claimed Larry Allen Jr. (OL) off waivers.

08/01
 Waived from IR Fred Trevillion (WR).
 Signed Dee Liner (DT).
 Waived Daniel Helm (TE).

07/28
 Signed Jordan Smallwood (WR).
 Signed Malachi Dupre (WR).
 Waived/Injured Fred Trevillion (WR).
 Waived/Injured Dylan Cantrell (WR).

07/24
 Signed Derrick Gore (RB).
 Placed Melvin Gordon (RB) on Reserve/Did Not Report.
 Placed Russell Okung (T) on Active/NFL.
 Placed Jatavis Brown (OLB) on Active/PUP.

06/28
 Signed Brant Weiss (OT).
 Waived/injured Koda Martin (OT).

06/14
 Signed Trey Pipkins (T).

06/12
 Signed Nasir Adderley (S).

06/11
 Signed Jerry Tillery (DT).

06/03
 Signed Fred Trevillion (WR).
 Waived/Injured Trevion Thompson (WR).

05/23
 Claimed Andrew Vollert (TE) off waivers.

05/16
 Signed Adarius Pickett (S).

05/15
 Waived Zachary Crabtree (T).

05/13
 Signed Kemon Hall (CB).
 Re-signed Damion Square (NT) to one-year contract.

05/11
 Signed Cortez Broughton (DT).
 Signed Emeke Egbule (LB).
 Signed Easton Stick (QB).
 Signed Drue Tranquill (LB).

05/10
 Signed Chris Peace (DE).
 Signed Chris Brown (G).
 Signed Blake Camper (T).
 Signed Josh Corcoran (LB).
 Signed Jeremy Cox (RB).

Signed Daniel Helm (TE).
 Signed Reggie Howard (DT).
 Signed Bradford Lemmons (DB).
 Signed Koda Martin (G).
 Signed Jason Moore (WR).
 Signed Tyler Newsome (P).
 Signed Elijah Zeise (LB).
 Signed Tanner Volsen (C).
 Signed Trevion Thompson (WR).
 Signed Roderic Teamer (DB).
 Signed Matt Sokol (TE).
 Signed Rodney Randle (DB).

05/09
 Waived Austin Roberts (TE).

04/27
 Selected Cortez Broughton (DT) in the seventh round of the NFL Draft.
 Selected Emeke Egbule (LB) in the sixth round of the NFL Draft.
 Selected Easton Stick (QB) in the fifth round of the NFL Draft.
 Selected Drue Tranquill (LB) in the fourth round of the NFL Draft.

04/26
 Selected Trey Pipkins (T) in the third round of the NFL Draft.
 Selected Nasir Adderley (S) in the second round of the NFL Draft.

04/25
 Selected Jerry Tillery (DT) in the first round of the NFL Draft.

04/15
 Trevor Williams (CB) signed RFA tender.

04/09
 Signed Cole Mazza (LS).

03/27
 Re-signed Adrian Phillips (S) to one-year contract.

03/19
 Re-signed Jeremy Davis (WR) to one-year contract.

03/15
 Isaac Rochell (DE) signed ERFA tender.
 Signed Thomas Davis (LB) to two-year contract.

03/14
 Signed Tyrod Taylor (QB) to two-year contract.

03/13
 Re-signed Brandon Mebane (NT) to two-year contract.

03/09
 Released Jahleel Addae (S).
 Re-signed Denzel Perryman (LB) to two-year contract.

02/25
 Re-signed Jaylen Watkins (DB).

01/22
 Signed Troymaine Pope (RB) to a reserve/future contract.

01/17
 Signed Spencer Drango (G) to a reserve/future contract.

01/15
 Waived Nick Rose (K).

01/14
 Signed Arrion Springs (DB) to a reserve/future contract.
 Signed Andre Patton (WR) to a reserve/future contract.
 Signed Vince Mayle (TE) to a reserve/future contract.
 Signed Justice Liggins (WR) to a reserve/future contract.
 Signed Ty Long (P) to a reserve/future contract.
 Signed Tre'Von Johnson (LB) to a reserve/future contract.
 Signed Patrick Afriyie (DE) to a reserve/future contract.
 Signed Cardale Jones (QB) to a reserve/future contract.

01/11
 Waived Troymaine Pope (RB).
 Signed Nick Rose (K) to the active roster.

01/07
 Placed Jatavis Brown (LB) on Reserve/Injured.
 Activated Hunter Henry (TE) from Reserve-Physically Unable to Perform list.

01/03
 Signed Fish Smithson (S) to the practice squad.
 Placed Dexter McCoil (S) on Practice Squad/Injured.

01/02
 Signed Dexter McCoil (S) to the practice squad.



HOW THE BOLTS



WERE BUILT

DRAFT SELECTIONS 25

YEAR	PLAYER	ROUND
2012	DE Melvin Ingram III	1st Rd.
2013	WR Keenan Allen	3rd Rd.
2015	RB Melvin Gordon III	1st Rd.
2015	LB Denzel Perryman	2nd Rd.
2016	DE Joey Bosa	1st Rd.
2016	TE Hunter Henry	2nd Rd.
2016	LB Jatavis Brown	5th Rd.
2016	FB Derek Watt	6th Rd.
2017	WR Mike Williams	1st Rd.
2017	G Dan Feeney	3rd Rd.
2017	DB Rayshawn Jenkins	4th Rd.
2017	DB Desmond King II	5th Rd.
2017	T Sam Tevi	6th Rd.
2017	DE Isaac Rochell	7th Rd.
2018	S Derwin James	1st Rd.
2018	LB Uchenna Nwosu	2nd Rd.
2018	DT Justin Jones	3rd Rd.
2018	LB Kyzir White	4th Rd.
2018	C/G Scott Quessenberry	5th Rd.
2018	RB Justin Jackson	7th Rd.
2019	DT Jerry Tillery	1st Rd.
2019	T Trey Pipkins III	3rd Rd.
2019	LB Drue Tranquill	4th Rd.
2019	QB Easton Stick	5th Rd.
2019	LB Emeke Egbule	6th Rd.

FREE AGENCY 23

YEAR	PLAYER	ACQUIRED
2014	S Adrian Phillips	FA
2015	LB Nick Dzubnar	FA
2016	CB Casey Hayward Jr.	UFA (GB)
2016	NT Brandon Mebane	UFA (SEA)
2017	T Russell Okung	UFA (DEN)
2017	WR Andre Patton	FA
2017	RB Austin Ekeler	FA
2017	CB Michael Davis	FA
2018	TE Virgil Green	UFA (DEN)
2018	CB Jaylen Watkins	UFA (PHI)
2018	CB Brandon Facyson	FA
2018	T Trent Scott	FA
2018	K Michael Badgley	FA
2018	RB Troymaine Pope	FA
2018	G Spencer Drango	FA
2019	QB Tyrod Taylor	UFA (CLE)
2019	LB Thomas Davis Sr.	UFA (CAR)
2019	P Ty Long	FA
2019	TE Lance Kendricks	FA
2019	WR Jason Moore	FA
2019	C/G Ryan Groy	FA
2019	DT Sylvester Williams	FA
2019	WR Jalen Guyton	FA

TRADE / WAIVERS 3

YEAR	PLAYER	ACQUIRED
2004	QB Philip Rivers	Trade (NYG)
2014	NT Damion Square	W (KC)
2017	G/T Michael Schofield III	W (DEN)

	DRAFTED	FREE AGENCY	TRADE/WAIVERS
2004			QB Philip Rivers - Trade (NYG)
2012	DE Melvin Ingram III - 1st Rd.		
2013	WR Keenan Allen - 3rd Rd.		
2014		S Adrian Phillips - FA	NT Damion Square - Claimed (KC)
2015	RB Melvin Gordon III - 1st Rd. LB Denzel Perryman - 2nd Rd.	LB Nick Dzubnar - FA	
2016	DE Joey Bosa - 1st Rd. TE Hunter Henry - 2nd Rd. LB Jatavis Brown - 5th Rd. FB Derek Watt - 6th Rd.	CB Casey Hayward Jr. - UFA (GB) NT Brandon Mebane - UFA (SEA)	
2017	WR Mike Williams - 1st Rd. G Dan Feeney - 3rd Rd. DB Rayshawn Jenkins - 4th Rd. DB Desmond King II - 5th Rd. T Sam Tevi - 6th Rd. DE Isaac Rochell - 7th Rd.	T Russell Okung - UFA (DEN) WR Andre Patton - FA RB Austin Ekeler - FA CB Michael Davis - FA	G/T Michael Schofield III - Claimed (DEN)
2018	S Derwin James - 1st Rd. LB Uchenna Nwosu - 2nd Rd. DT Justin Jones - 3rd Rd. LB Kyzir White - 4th Rd. C/G Scott Quessenberry - 5th Rd. RB Justin Jackson - 7th Rd.	TE Virgil Green - UFA (DEN) CB Jaylen Watkins - UFA (PHI) CB Brandon Facyson - FA T Trent Scott - FA K Michael Badgley - FA RB Troymaine Pope - FA G Spencer Drango - FA	
2019	DT Jerry Tillery - 1st Rd. T Trey Pipkins III - 3rd Rd. LB Drue Tranquill - 4th Rd. QB Easton Stick - 5th Rd. LB Emeke Egbule - 6th Rd.	QB Tyrod Taylor - UFA (CLE) LB Thomas Davis Sr. - UFA (CAR) P Ty Long - FA TE Lance Kendricks - FA WR Jason Moore - FA C/G Ryan Groy - FA DT Sylvester Williams - FA WR Jalen Guyton - FA	DB Roderic Teamer - FA LS Cole Mazza - FA



DEPTH CHART

UNOFFICIAL

Compiled by Chargers Communications

Updated: Dec. 16, 2019

CHARGERS OFFENSE

WR	13	Keenan Allen	16	Andre Patton	
LT	76	Russell Okung	78	Trent Scott	<u>79</u> <u>Trey Pipkins III</u>
LG	66	Dan Feeney	72	Ryan Groy	
C	61	Scott Quessenberry	72	Ryan Groy	
RG	75	Michael Schofield III	72	Ryan Groy	
RT	69	Sam Tevi	<u>79</u>	<u>Trey Pipkins III</u>	74 Spencer Drango
TE	86	Hunter Henry	88	Virgil Green	87 Lance Kendricks
WR	81	Mike Williams	<u>89</u>	<u>Jason Moore</u>	<u>15</u> <u>Jalen Guyton</u>
QB	17	Philip Rivers	5	Tyrod Taylor	<u>2</u> <u>Easton Stick</u>
FB	34	Derek Watt			
RB	25	Melvin Gordon III	30	Austin Ekeler	22 Justin Jackson
					35 Troymaine Pope

CHARGERS DEFENSE

DE	97	Joey Bosa	98	Isaac Rochell	
DT	93	Justin Jones	<u>99</u>	<u>Jerry Tillery</u>	96 Sylvester Williams
NT	92	Brandon Mebane	71	Damion Square	95 T.Y. McGill Jr.
DE	54	Melvin Ingram III	42	Uchenna Nwosu	
LB	58	Thomas Davis Sr.	57	Jatavis Brown	48 Nick Dzubnar
LB	52	Denzel Perryman	44	Kyzir White	<u>49</u> <u>Drue Tranquill</u>
LB	42	Uchenna Nwosu	57	Jatavis Brown	<u>51</u> <u>Emeke Egbule</u>
LCB	43	Michael Davis	28	Brandon Facyson	
S	23	Rayshawn Jenkins	20	Desmond King II	27 Jaylen Watkins
S	33	Derwin James Jr.	31	Adrian Phillips	<u>36</u> <u>Roderic Teamer</u>
RCB	26	Casey Hayward Jr.	20	Desmond King II	

CHARGERS SPECIALISTS

P	1	Ty Long			
K	4	Michael Badgley	1	Ty Long	
H	1	Ty Long	5	Tyrod Taylor	
LS	45	Cole Mazza			
KR	20	Desmond King II	30	Austin Ekeler	35 Troymaine Pope
PR	20	Desmond King II	35	Troymaine Pope	

NOTE: Rookies are underlined



THE LAST TIME

RUSHING

200 Yards Rushing, Individual

CHARGERS – LaDainian Tomlinson, Dec. 28, 2003, vs. Oakland (243 yards)
 OPPONENT – Adrian Peterson, Nov. 4, 2007, at Minnesota (296 yards)

100 Yards Rushing, Individual

CHARGERS – Austin Ekeler, Dec. 8, 2019, at Jacksonville (101 yards)
 OPPONENT – David Montgomery, Oct. 27, 2019, at Bears (135 yards)

100 Yards Rushing, One Half, Individual

CHARGERS – Melvin Gordon, Oct. 29, 2017, at New England (113 yards in first half)
 OPPONENT – Marlon Mack, Sept. 8, 2019, vs. Colts (153 yards in second half)

Two 100-Yard Rushers

CHARGERS – Darren Sproles (122 yards) and LaDainian Tomlinson (116 yards), Dec. 16, 2007, vs. Detroit
 OPPONENT – Frank Gore (158 yards) and Colin Kaepernick (151 yards), Dec. 20, 2014, at San Francisco

Four Touchdowns Rushing, Individual

CHARGERS – LaDainian Tomlinson, Oct. 14, 2007, vs. Oakland (3, 27, 13, 41 yards)
 OPPONENT – Never

Three Touchdowns Rushing, Individual

CHARGERS – Melvin Gordon, Oct. 15, 2018, at Cleveland (4, 10, 11 yards)
 OPPONENT – Darrel Young, Nov. 3, 2013, at Washington (1, 1, 4 yards)

Two Touchdowns Rushing, Individual

CHARGERS – Melvin Gordon, Nov. 3, 2019, vs. Green Bay (1, 1 yards)
 OPPONENT – Mike Boone, Dec. 15, 2019, vs. Minnesota (8, 2 yards)

PASSING

500 Yards Passing, Individual

CHARGERS – Philip Rivers, Oct. 18, 2015, at Green Bay (503 yards)
 OPPONENT – Never

400 Yards Passing, Individual

CHARGERS – Philip Rivers, Nov. 18, 2018, vs. Denver (401 yards)
 OPPONENT – Michael Vick, Sept. 15, 2013, at Philadelphia (428 yards)

300 Yards Passing, Individual

CHARGERS – Philip Rivers, Dec. 15, 2019, vs. Minnesota (307 yards)
 OPPONENT – Deshaun Watson, Sept. 22, 2019, vs. Texans (351 yards)

Six Touchdown Passes, Individual

CHARGERS – Dan Fouts, Nov. 22, 1981, at Oakland (12, 15, 29, 4, 5, 6 yards)
 OPPONENT – Never

Five Touchdown Passes, Individual

CHARGERS – Drew Brees, Oct. 31, 2004, vs. Oakland (17, 13, 23, 5, 1 yards)
 OPPONENT – Gus Frerotte, Nov. 19, 2000, at Denver (1, 5, 26, 10, 5 yards)

Four Touchdown Passes, Individual

CHARGERS – Philip Rivers, Oct. 9, 2016, at Oakland (29, 18, 1, 4 yards)
 OPPONENT – Patrick Mahomes, Sept. 9, 2018, vs. Kansas City (58, 1, 36, 1 yards)

Three Touchdown Passes, Individual

CHARGERS – Philip Rivers, Dec. 8, 2019, at Jacksonville (30, 84, 44 yards)
 OPPONENT – Deshaun Watson, Sept. 22, 2019, vs. Texans (16, 15, 53 yards)

Six Interceptions Thrown, Individual

CHARGERS – Ed Luther, Oct. 31, 1983, vs. Washington
 OPPONENT – Peyton Manning, Nov. 11, 2007, vs. Indianapolis

Five Interceptions Thrown, Individual

CHARGERS – Craig Whelihan, Dec. 13, 1998, at Seattle
 OPPONENT – Nathan Peterman, Nov. 19, 2017, vs. Buffalo

Four Interceptions Thrown, Individual

CHARGERS – Philip Rivers, Nov. 18, 2019, vs. Kansas City
 OPPONENT – Nathan Peterman, Nov. 19, 2017, vs. Buffalo

RECEIVING

10 or More Receptions, Individual

CHARGERS – Austin Ekeler, Oct. 6, 2019, vs. Broncos (15 receptions)
 OPPONENT – Robert Woods, Sept. 23, 2018, at Rams (10 receptions)

200 Yards Receiving, Individual

CHARGERS – Malcom Floyd, Oct. 10, 2010, at Oakland (213 yards)
 OPPONENT – Chad Johnson, Nov. 12, 2006, at Cincinnati (260 yards)

100 Yards Receiving, Individual

CHARGERS – Austin Ekeler, Dec. 8, 2019, at Jacksonville (112 yards)
 OPPONENT – Kenny Golladay, Sept. 15, 2019, at Detroit (117 yards)

100 Yards Receiving, One Half, Individual

CHARGERS – Keenan Allen, Sept. 22, 2019, vs. Texans (134 yards in 2nd half)
 OPPONENT – Antonio Brown, Dec. 2, 2018, at Pittsburgh (117 yards in 1st half)

Two 100-Yard Receivers

CHARGERS – Keenan Allen, Sept. 9, 2018, vs. Kansas City (108 yards) and Melvin Gordon (102 yards)
 OPPONENT – Emmanuel Sanders (120 yards) and Demaryius Thomas (105 yards), Oct. 23, 2014, at Denver

Five Touchdown Receptions, Individual

CHARGERS – Kellen Winslow, Nov. 22, 1981, at Oakland (15, 29, 4, 5, 3 yards)
 OPPONENT – Never

Four Touchdown Receptions, Individual

CHARGERS – Kellen Winslow, Nov. 22, 1981, at Oakland (15, 29, 4, 5, 3 yards)
 OPPONENT – Daryl Turner, Sept. 15, 1985, vs. Seattle (34, 15, 30, 7 yards)

Three Touchdown Receptions, Individual

CHARGERS – Danny Woodhead, Dec. 20, 2015, vs. Miami (20, 9, 9 yards)
 OPPONENT – Emmanuel Sanders, Oct. 23, 2014, at Denver (2, 31, 3 yards)

Two Touchdown Receptions, Individual

CHARGERS – Hunter Henry, Oct. 13, 2019, vs. Steelers (5, 11 yards)
 OPPONENT – Courtland Sutton, Dec. 1, 2019, at Denver (26, 5 yards)

COMBINATION

100 Yards Rushing and Receiving, Individual

CHARGERS – Austin Ekeler, Dec. 8, 2019, at Jacksonville (101 yards rushing, 112 yards receiving)
 OPPONENT – Essex Johnson, Sept. 30, 1973, vs. Cincinnati (121 yards rushing, 116 yards receiving)

300-Yard Passer, 100-Yard Rusher and 100-Yard Receiver

CHARGERS – Philip Rivers (314 yards passing), Austin Ekeler (101 yards rushing) and Austin Ekeler (112 yards receiving), Oct. 12, 2014, at Oakland
 OPPONENT – Jared Goff (354 yards passing), Todd Gurley (105 yards rushing) and Robert Woods (104 yards receiving), Sept. 23, 2018, at Rams

INTERCEPTIONS

Four Interceptions, Individual

CHARGERS – Never
 OPPONENT – Kwamie Lassiter, Dec., 17, 1998, at Arizona

Three Interceptions, Individual

CHARGERS – Antonio Cromartie, Nov. 11, 2007, vs. Indianapolis
 OPPONENT – Kwamie Lassiter, Dec., 17, 1998, at Arizona

Two Interceptions, Individual

CHARGERS – Desmond King, Oct. 15, 2018, at Cleveland
 OPPONENT – Erik Harris, Nov. 7, 2019, at Oakland

Interception Returned for Touchdown

CHARGERS – Desmond King, Nov. 4, 2018, at Seattle (42 yards; Russell Wilson, passer)
 OPPONENT – Erik Harris, Nov. 7, 2019, at Oakland (56 yards; Philip Rivers, passer)

SACKS

Five Sacks, Individual

CHARGERS – Leslie O'Neal, Nov. 16, 1986, vs. Dallas
 OPPONENT – Never

Four-and-One-Half Sacks, Individual

CHARGERS – Leslie O'Neal, Nov. 16, 1986, vs. Dallas
 OPPONENT – Hugh Douglas, Oct. 18, 1998, vs. Philadelphia

Four Sacks, Individual

CHARGERS – Antwan Barnes, Dec. 18, 2011, vs. Baltimore
 OPPONENT – Justin Houston, Dec. 28, 2014, at Kansas City

Three-and-One-Half Sacks, Individual

CHARGERS – Kendall Reyes, Dec. 23, 2012, at New York Jets
 OPPONENT – Justin Houston, Dec. 28, 2014, at Kansas City



Three Sacks, Individual

CHARGERS – Melvin Ingram, Sept. 24, 2017, vs. Kansas City
OPPONENT – Dee Ford, Dec. 13, 2015, at Kansas City

Two-and-One-Half Sacks, Individual

CHARGERS – Desmond King, Sept. 29, 2019, at Dolphins
OPPONENT – Clelin Ferrell, Nov. 7, 2019, at Oakland

Two Sacks, Individual

CHARGERS – Joey Bosa, Dec. 8, 2019, at Jacksonville
OPPONENT – Derek Wolfe, Dec. 1, 2019, at Denver

TOUCHDOWNS

Five Touchdowns, Individual

CHARGERS – Kellen Winslow, Nov. 22, 1981, at Oakland
(15-, 29-, 4-, 5-3-yard receptions)
OPPONENT – Never

Four Touchdowns, Individual

CHARGERS – Danny Woodhead, Dec. 20, 2015, vs. Miami
(2-yard run; 20-, 9-, 9-yard receptions)
OPPONENT – Harvey Williams, Nov. 16, 1997, vs. Oakland
(1-, 1-yard runs; 8-, 32-yard receptions)

Three Touchdowns, Individual

CHARGERS – Austin Ekeler, Sept. 8, 2019, vs. Colts
(1, 55-yard receptions, 7-yard run)
OPPONENT – Tyreek Hill, Sept. 9, 2018, vs. Kansas City
(91-yard punt return; 58-, 1-yard receptions)

FIELD GOALS/PATS

Six Field Goals Made, Individual

CHARGERS – Greg Davis, Oct. 5, 1997, at Oakland (30, 22, 38, 43, 33, 33 yards)
OPPONENT – Phil Dawson, Nov. 5, 2006, vs. Cleveland (37, 20, 42, 30, 36, 35 yards)

Five Field Goals Made, Individual

CHARGERS – Nate Kaeding, Sept. 10, 2012, at Oakland (23, 28, 19, 41, 45 yards)
OPPONENT – Justin Tucker, Nov. 1, 2015, at Baltimore (48, 29, 48, 45, 39 yards)

Four Field Goals Made, Individual

CHARGERS – Michael Badgley, Nov. 3, 2019, vs. Packers (29, 40, 34, 43 yards)
OPPONENT – Dan Bailey, Dec. 15, 2019, vs. Minnesota (26, 44, 38, 27 yards)

50-Yard Field Goal, Individual

CHARGERS – Chase McLaughlin, Oct. 10, 2019, at Titans (50 yards)
OPPONENT – Brandon McManus, Dec. 1, 2019, at Denver (53 yards)

Blocked Field-Goal Attempt

CHARGERS – Darrell Stuckey, Nov. 23, 2014, vs. St. Louis
(46-yard Greg Zuerlein attempt)
OPPONENT – Dre'Mont Jones, Oct. 6, 2019, vs. Broncos
(48-yard Chase McLaughlin attempt)

Two-Point Conversion

CHARGERS – Hunter Henry, Nov. 18, 2019, vs. Kansas City (Philip Rivers, passer)
OPPONENT – Marlon Mack, Sept. 8, 2019, vs. Colts (Mack run)

Point After Touchdown Missed

CHARGERS – Michael Badgley, Nov. 18, 2018, vs. Denver (2nd attempt, wide left)
OPPONENT – Daniel Carlson, Nov. 7, 2019, at Oakland (3rd attempt, wide right)

Blocked Point After Touchdown

CHARGERS – Corey Luiget, Nov. 12, 2017, at Jacksonville (Josh Lambo, first attempt)
OPPONENT – Denico Autry, Dec. 31, 2017, vs. Oakland (Nick Rose, third attempt)

PUNTING

80-Yard Punt

CHARGERS – Never
OPPONENT – Dustin Colquitt, Dec. 2, 2007, at Kansas City (81 yards)

70-Yard Punt

CHARGERS – Mike Scifres, Sept. 21, 2014, at Buffalo (72 yards)
OPPONENT – Kevin Huber, Dec. 1, 2013, vs. Cincinnati (75 yards)

60-Yard Punt

CHARGERS – Ty Long, Sept. 22, 2019, vs. Texans (60 yards)
OPPONENT – Dustin Colquitt, Dec. 13, 2018, at Kansas City (61 yards)

Blocked Punt

CHARGERS – Jerry Attaochu, Sept. 8, 2014, at Arizona (Drew Butler, punter)
OPPONENT – Cory Littleton, Sept. 23, 2018, at Rams (Drew Kaser, punter)

10 or More Punts, Individual

CHARGERS – Drew Kaser, Nov. 12, 2017, at Jacksonville (10 punts for 485 yds)
OPPONENT – Chad Stanley, Sept. 15, 2002, vs. Houston (10 punts for 406 yds)

No Punts

CHARGERS – Sept. 29, 2019, at Miami Dolphins
OPPONENT – Nov. 7, 1976, vs. Baltimore Colts

OTHER SPECIAL TEAMS

Kickoff Returned for Touchdown

CHARGERS – Michael Spurlock, Dec. 30, 2012, vs. Oakland (99 yards)
OPPONENT – Percy Harvin, Sept. 11, 2011, vs. Minnesota (103 yards)

Punt Returned for Touchdown

CHARGERS – Desmond King, Oct. 6, 2019, vs. Broncos (68 yards)
OPPONENT – Tyreek Hill, Sept. 9, 2018, vs. Kansas City (91 yards)

Blocked Punt Returned for Touchdown

CHARGERS – Jacob Hester, Oct. 25, 2009, at Kansas City (Recovered in end zone after Hester blocked Dustin Colquitt punt)
OPPONENT – Blake Countess, Sept. 23, 2018, at Rams (Recovered in end zone after C. Littleton blocked Drew Kaser punt)

Recovered Own Inside Kick Attempt

CHARGERS – Darrell Stuckey, Nov. 18, 2012, at Denver (Nick Novak, kicker)
OPPONENT – Jonathan Grimes, Nov. 27, 2016, at Houston (Nick Novak, kicker)

OTHER DEFENSE

Shutout Posted

CHARGERS – Oct. 22, 2017, vs. Denver Broncos (21-0 Chargers win)
OPPONENT – Nov. 2, 2014, at Miami (37-0 Miami win)

Fumble Returned for Touchdown

CHARGERS – Kyle Emanuel, Dec. 30, 2018, at Denver (18 yards)
OPPONENT – Ifeadi Odenigbo, Dec. 15, 2019, vs. Minnesota (56 yards)

Safety Scored

CHARGERS – Oct. 13, 2016, vs. Denver (Penalty on Russell Okung in end zone)
OPPONENT – Oct. 29, 2017, at New England (Travis Benjamin tackled in endzone on punt return)

MISCELLANEOUS

No Penalties

CHARGERS – Oct. 9, 2011, at Denver
OPPONENT – Dec. 4, 2005, vs. Oakland

Game Without Touchdown

CHARGERS – Dec. 13, 2015, at Kansas City
OPPONENT – Oct. 22, 2017, vs. Denver

50 Points, Game

CHARGERS – 54, Nov. 19, 2017, vs. Buffalo
OPPONENT – 57, Oct. 1, 2000, at St. Louis

40 Points, Game

CHARGERS – 45, Nov. 25, 2018, vs. Arizona
OPPONENT – 45, Nov. 6, 2011, vs. Green Bay

600 Yards Total Offense, Game

CHARGERS – 661, Dec. 20, 1982, vs. Cincinnati
OPPONENT – 614, Oct. 1, 2000 at St. Louis

500 Yards Total Offense, Game

CHARGERS – 525, Dec. 8, 2019, at Jacksonville
OPPONENT – 521, Sep. 23, 2018, at Rams

Regular season games only



2019 STATISTICS

Los Angeles Chargers / Week 15 / Through Sunday, December 15, 2019 / Regular Season

Won 5, Lost 9

9/8/2019	W	30 - 24	Indianapolis Colts
9/15/2019	L	10 - 13	at Detroit Lions
9/22/2019	L	20 - 27	Houston Texans
9/29/2019	W	30 - 10	at Miami Dolphins
10/6/2019	L	13 - 20	Denver Broncos
10/13/2019	L	17 - 24	Pittsburgh Steelers
10/20/2019	L	20 - 23	at Tennessee Titans
10/27/2019	W	17 - 16	at Chicago Bears
11/3/2019	W	26 - 11	Green Bay Packers
11/7/2019	L	24 - 26	at Oakland Raiders
11/18/2019	L	17 - 24	Kansas City Chiefs
12/1/2019	L	20 - 23	at Denver Broncos
12/8/2019	W	45 - 10	at Jacksonville Jaguars
12/15/2019	L	10 - 39	Minnesota Vikings

	Los Angeles Chargers	Opponent
--	----------------------	----------

Total First Downs

Rushing	78	85
Passing	193	139
Penalty	32	26

3rd Down: Made/Att 75/168 74/171

3rd Down Pct. 44.6% 43.3%

4th Down: Made/Att 7/13 7/12

4th Down Pct. 53.8% 58.3%

Possession Avg. 30:31 29:29

Total Net Yards 5229 4307

Avg. Per Game 373.5 307.6

Total Plays 867 813

Avg. Per Play 6.0 5.3

Net Yards Rushing 1326 1544

Avg. Per Game 94.7 110.3

Total Rushes 325 377

Net Yards Passing 3903 2763

Avg. Per Game 278.8 197.4

Sacked/Yards Lost 30/185 27/166

Gross Yards 4088 2929

Attempts/Completions 512/336 409/286

Completion Pct. 65.6% 69.9%

Had Intercepted 18 10

Punts/Average 39/47.1 53/43.4

Net Punting Avg. 41.2 41.2

Penalties/Yards 93/817 98/873

Fumbles/Ball Lost 21/11 16/3

Touchdowns 32 33

Rushing 9 11

Passing 22 19

Returns 1 3

Score By Periods

	Q1	Q2	Q3	Q4	OT	Pts
--	----	----	----	----	----	-----

Team 53 101 55 84 6 299

Opponents 77 75 67 71 0 290

Scoring

	TD	Ru	Pa	Rt	PAT	FG	2Pt	Pts
A.Ekeler	11	3	8	0	0/0	0/0	0	66
M.Badgley	0	0	0	0	14/14	12/15	0	50
M.Gordon	6	5	1	0	0/0	0/0	0	36
K.Allen	5	0	5	0	0/0	0/0	0	30
T.Long	0	0	0	0	9/9	7/9	0	30
H.Henry	4	0	4	0	0/0	0/0	1	26
C.McLaughlin	0	0	0	0	7/7	6/9	0	25
M.Williams	2	0	2	0	0/0	0/0	0	12
D.King	1	0	0	1	0/0	0/0	0	6
T.Pope	1	0	1	0	0/0	0/0	0	6
D.Watt	1	1	0	0	0/0	0/0	0	6
V.Green	1	0	1	0	0/0	0/0	0	6
Team	32	9	22	1	30/30	25/33	1	299
Opponents	33	11	19	3	25/31	21/31	2	290

2-Pt. Conversions: Team 1/1, Opponents: 2/2

Sacks: J.Bosa 10.5, M.Ingram 5.5, D.King 2.5, U.Nwosu 2.0, J.Tillery 1.5, T.Davis 1.0, B.Mebane 1.0, I.Rochell 1.0, R.Teameer 1.0
Team: 26.0, Opponents: 30.0

Rushing	No.	Yds	Avg	Long	TD
M.Gordon	139	551	4.0	24	5
A.Ekeler	119	500	4.2	35	3
J.Jackson	28	189	6.8	40	0
P.Rivers	11	24	2.2	12	0
K.Allen	2	21	10.5	18	0
T.Pope	10	20	2.0	8	0
D.Watt	7	10	1.4	3	1
T.Taylor	8	9	1.1	9	0
M.Williams	1	2	2.0	2	0
Team	325	1326	4.1	40	9
Opponents	377	1544	4.1	63t	11

Receiving	No.	Yds	Avg	Long	TD
K.Allen	90	1046	11.6	45	5
A.Ekeler	78	892	11.4	84t	8
H.Henry	45	565	12.6	30t	4
M.Williams	44	912	20.7	56	2
M.Gordon	30	188	6.3	25	1
J.Jackson	9	22	2.4	9	0
D.Inman	8	132	16.5	28	0
V.Green	8	74	9.3	15	1
T.Benjamin	6	30	5.0	13	0
A.Patton	4	38	9.5	15	0
L.Kendricks	3	50	16.7	24	0
G.Davis	3	38	12.7	19	0
D.Watt	3	32	10.7	21	0
J.Moore	2	43	21.5	32	0
T.Pope	2	14	7.0	13t	1
S.Culkin	1	12	12.0	12	0
J.Guyton	0	0	0.0	0	0
T.Taylor	0	0	0.0	0	0
Team	336	4088	12.2	84t	22
Opponents	286	2929	10.2	70t	19

Interceptions	No.	Yds	Avg	Long	TD
R.Jenkins	3	10	3.3	8	0
C.Hayward	2	37	18.5	37	0
M.Ingram	1	9	9.0	9	0
R.Teameer	1	3	3.0	3	0
D.Perryman	1	0	0.0	0	0
M.Davis	1	0	0.0	0	0
K.White	1	0	0.0	0	0
Team	10	59	5.9	37	0
Opponents	18	268	14.9	59	1

Punting	No	Yds	Avg	Net	TB	In	Lg	B
T.Long	39	1837	47.1	41.2	2	13	60	0
Team	39	1837	47.1	41.2	2	13	60	0
Opponents	53	2301	43.4	41.2	1	25	59	0

Punt Returns	Ret	FC	Yds	Avg	Long	TD
D.King	18	10	97	5.4	68t	1
T.Pope	1	6	0	0.0	0	0
Team	19	16	97	5.1	68t	1
Opponents	26	6	190	7.3	24	0

Kickoff Returns	No.	Yds	Avg	Long	TD
D.King	13	279	21.5	43	0
T.Pope	12	232	19.3	34	0
J.Jackson	2	43	21.5	24	0
Team	27	554	20.5	43	0
Opponents	32	715	22.3	36	0

Field Goals	1-19	20-29	30-39	40-49	50+
M.Badgley	0/0	4/4	2/2	6/8	0/1
C.McLaughlin	0/0	2/2	2/2	1/4	1/1
T.Long	0/0	0/0	2/3	4/5	1/1
Team	0/0	6/6	6/7	11/17	2/3
Opponents	1/1	7/8	3/4	7/10	3/8

Fumbles Lost: P.Rivers 3, M.Gordon 3, A.Ekeler 2, H.Henry 1, T.Pope 1, D.King 1
Total: 11
Opponent Fumble Recoveries: M.Ingram 1, J.Brown 1, D.King 1
Total: 3

Passing	Att	Cmp	Yds	Cmp%	Yds/Att	TD	TD%	Int	Int%	Long	Sack	Lost	Rating
P.Rivers	506	332	4055	65.6%	8.0	21	4.2%	18	3.6%	84t	30/	185	89.2
T.Taylor	6	4	33	66.7%	5.5	1	16.7%	0	0.0%	14t	0/	0	120.1
Team	512	336	4088	65.6%	8.0	22	4.3%	18	3.5%	84t	30/	185	89.7
Opponents	409	286	2929	69.9%	7.2	19	4.6%	10	2.4%	70t	27/	166	95.5



2019 INDIVIDUAL DEFENSIVE STATISTICS

Official Totals – Based on coaches' film review through Dec. 15 vs. Minnesota.

Player	– Tackles –		Total	Sacks	Yards	Tackles for Loss	QB Hits	Interceptions	Passes Def.	– Fumbles –	
	Solo	Assisted								Forced	Recoveries
Thomas Davis Sr.	93	42	135	1.0	5.5	2.5	1	0	1	0	0
Joey Bosa.	54	29	83	10.5	69.5	19.5	41	0	0	1	0
Melvin Ingram III.	41	15	56	5.5	31.0	9.5	15	1	3	0	1
Denzel Perryman.	35	19	54	0.0	0.0	3	0	1	1	0	0
Damion Square.	17	36	53	0.0	0.0	1	2	0	2	0	0
Drue Tranquill.	38	13	51	0.0	0.0	3	0	0	1	0	0
Justin Jones.	24	26	50	0.0	0.0	2	3	0	1	1	0
Rayshawn Jenkins.	31	18	49	0.0	0.0	2	0	3	4	0	0
Desmond King II.	37	11	48	2.5	14.0	4	4	0	2	1	1
Kyzir White.	23	24	47	0.0	0.0	0	0	1	2	0	0
Brandon Mebane.	16	26	42	1.0	5.0	1	2	0	0	0	0
Uchenna Nwosu.	25	17	42	2.0	18.0	5	12	0	1	1	0
Roderic Teamer.	30	9	39	1.0	0.0	0	1	1	2	0	0
Michael Davis.	28	9	37	0.0	0.0	1	0	1	8	0	0
Jerry Tillery.	12	25	37	1.5	8.0	3.5	5	0	0	0	0
Brandon Facyson.	25	10	35	0.0	0.0	2	0	0	1	0	0
Casey Hayward Jr.	25	5	30	0.0	0.0	0	0	2	7	0	0
Jaylen Watkins.	18	9	27	0.0	0.0	1	0	0	1	0	0
Adrian Phillips.	14	8	22	0.0	0.0	1	0	0	0	0	0
Isaac Rochell.	6	14	20	1.0	1.0	1	5	0	0	0	0
Derwin James Jr.	12	7	19	0.0	0.0	2	0	0	1	0	0
Jatavis Brown.	3	7	10	0.0	0.0	0	0	0	0	1	1
Sylvester Williams.	4	6	10	0.0	0.0	0	0	0	0	0	0
T.Y. McGill Jr.	1	5	6	0.0	0.0	0	0	0	0	0	0
Cortez Broughton.	2	3	5	0.0	0.0	0	0	0	0	0	0
Emeke Egbule.	0	1	1	0.0	0.0	0	0	0	0	0	0
Totals.	614	394	1,008	26.0	152.0	64	91	10	38	5	3
<i>Defensive Backs.</i>	<i>220</i>	<i>86</i>	<i>306</i>	<i>3.5</i>	<i>14.0</i>	<i>13</i>	<i>5</i>	<i>7</i>	<i>26</i>	<i>1</i>	<i>1</i>
<i>Defensive Linemen.</i>	<i>177</i>	<i>185</i>	<i>362</i>	<i>19.5</i>	<i>114.5</i>	<i>37.5</i>	<i>73</i>	<i>1</i>	<i>6</i>	<i>2</i>	<i>1</i>
<i>Linebackers.</i>	<i>217</i>	<i>123</i>	<i>340</i>	<i>3.0</i>	<i>23.5</i>	<i>13.5</i>	<i>13</i>	<i>2</i>	<i>6</i>	<i>2</i>	<i>1</i>

SPECIAL TEAMS TACKLES

Player	Total Tackles
Derek Watt.	16
Drue Tranquill.	10
Nick Dzubnar.	9
Brandon Facyson.	7
Troymaine Pope.	6
Jeremy Davis.	5
Isaac Rochell.	5
Jatavis Brown.	4
Uchenna Nwosu.	4
Emeke Egbule.	3
Andre Patton.	3
Jaylen Watkins.	3
Nasir Adderley.	2
Cole Mazza.	2
Jason Moore.	2
Adrian Phillips.	2
Desmond King II.	1
Shalom Luani.	1
Rayshawn Jenkins.	1
Totals.	86



2019 PRESEASON STATISTICS

Los Angeles Chargers / Week 5 / Through Thursday, August 29, 2019 / Pre Season

Won 1, Lost 3

8/8/2019	L	13 - 17
8/18/2019	L	17 - 19
8/24/2019	L	15 - 23
8/29/2019	W	27 - 24

at Arizona Cardinals	
New Orleans Saints	
Seattle Seahawks	
at San Francisco 49ers	
Los Angeles Chargers	Opponent

Total First Downs

Rushing	74	82
Passing	29	38
Penalty	37	36
3rd Down: Made/Att	8	8
3rd Down Pct.	18/45	17/46
4th Down: Made/Att	40.0%	37.0%
4th Down Pct.	1/5	3/7
Possession Avg.	20.0%	42.9%
Total Net Yards	29:54	30:06
Avg. Per Game	1284	1265
Total Plays	321.0	316.3
Avg. Per Play	228	254
Net Yards Rushing	5.6	5.0
Avg. Per Game	546	594
Total Rushes	136.5	148.5
Net Yards Passing	108	138
Avg. Per Game	738	671
Sacked/Yards Lost	184.5	167.8
Gross Yards	8/53	5/36
Attempts/Completions	791	707
Completion Pct.	112/74	111/69
Had Intercepted	66.1%	62.2%
Punts/Average	5	4
Net Punting Avg.	16/46.2	15/47.0
Penalties/Yards	40.9	37.5
Fumbles/Ball Lost	33/305	31/259
Touchdowns	2/1	7/2
Rushing	9	10
Passing	6	6
Returns	2	4
	1	1

Score By Periods

	Q1	Q2	Q3	Q4	OT	Pts
Team	9	38	0	25	0	72
Opponents	10	30	20	23	0	83

	TD	Ru	Pa	Rt	PAT	FG	2Pt	Pts
M.Badgley	0	0	0	0	5/5	4/4	0	17
E.Stick	2	2	0	0	0/0	0/0	0	12
A.Patton	2	0	2	0	0/0	0/0	0	12
C.Jones	1	1	0	0	0/0	0/0	0	6
T.Pope	1	0	0	1	0/0	0/0	0	6
D.Gore	1	1	0	0	0/0	0/0	0	6
J.Jackson	1	1	0	0	0/0	0/0	0	6
D.Newsome	1	1	0	0	0/0	0/0	0	6
T.Long	0	0	0	0	1/3	0/0	0	1
Team	9	6	2	1	6/8	4/4	0	72
Opponents	10	6	4	0	8/9	5/5	0	83

2-Pt. Conversions: Team 0/1, Opponents: 0/1

Sacks: C.Peace 2.0, I.Rochell 1.0, J.Tillery 1.0, D.Liner 0.5,

R.Teamer 0.5 Team: 5.0, Opponents: 8.0

Rushing	No.	Yds	Avg	Long	TD
T.Pope	20	94	4.7	42	0
T.Taylor	9	69	7.7	23	0
J.Jackson	18	68	3.8	17	1
D.Gore	12	64	5.3	21	1
E.Stick	6	63	10.5	31t	2
A.Ekeler	12	60	5.0	19	0
D.Newsome	16	56	3.5	15	1
J.Cox	6	40	6.7	13	0
C.Jones	7	39	5.6	13	1
G.Davis	1	0	0.0	0	0
J.Liggins	1	-7	-7.0	-7	0
Team	108	546	5.1	42	6
Opponents	138	594	4.3	41t	6

Receiving	No.	Yds	Avg	Long	TD
A.Scott	12	188	15.7	31	0
T.Pope	9	46	5.1	10	0
A.Patton	6	86	14.3	24t	2
A.Ekeler	6	57	9.5	17	0
J.Cox	6	48	8.0	16	0
D.Newsome	6	37	6.2	29	0
S.Culkin	5	41	8.2	12	0
H.Henry	5	35	7.0	10	0
M.Dupre	4	50	12.5	25	0
M.Williams	2	39	19.5	28	0
J.Smallwood	2	32	16.0	20	0
G.Davis	2	21	10.5	15	0
J.Moore	2	21	10.5	15	0
J.Jackson	2	13	6.5	9	0
A.Vollert	1	25	25.0	25	0
M.Sokol	1	17	17.0	17	0
V.Mayle	1	14	14.0	14	0
V.Green	1	13	13.0	13	0
D.Gore	1	8	8.0	8	0
J.Liggins	0	0	0.0	0	0
T.Benjamin	0	0	0.0	0	0
Team	74	791	10.7	31	2
Opponents	69	707	10.2	30	4

Interceptions	No.	Yds	Avg	Long	TD
A.Pickett	1	21	21.0	21	0
N.Adderley	1	16	16.0	16	0
D.Tranquill	1	4	4.0	4	0
J.Watkins	1	0	0.0	0	0
Team	4	41	10.3	21	0
Opponents	5	109	21.8	52	0

Punting	No	Yds	Avg	Net	TB	In	Lg	B
T.Long	9	444	49.3	45.9	1	5	59	0
T.Newsome	7	295	42.1	34.4	0	0	50	0
Team	16	739	46.2	40.9	1	5	59	0
Opponents	15	705	47.0	37.5	1	5	55	0

Punt Returns	Ret	FC	Yds	Avg	Long	TD
A.Scott	5	1	24	4.8	18	0
T.Pope	3	1	99	33.0	81t	1
Team	8	2	123	15.4	81t	1
Opponents	9	3	65	7.2	26	0

Kickoff Returns	No.	Yds	Avg	Long	TD
T.Pope	4	82	20.5	26	0
J.Cox	3	65	21.7	28	0
D.Gore	1	13	13.0	13	0
J.Jackson	1	12	12.0	12	0
Team	9	172	19.1	28	0
Opponents	8	184	23.0	56	0

Field Goals	1-19	20-29	30-39	40-49	50+
M.Badgley	0/0	1/1	1/1	2/2	0/0
Team	0/0	1/1	1/1	2/2	0/0
Opponents	0/0	2/2	1/1	0/0	2/2

Fumbles Lost: A.Ekeler 1 Total: 1

Opponent Fumble Recoveries: K.Wilson 1, A.Pickett 1 Total: 2

Passing	Att	Cmp	Yds	Cmp%	Yds/Att	TD	TD%	Int	Int%	Long	Sack	Lost	Rating
C.Jones	41	28	357	68.3%	8.7	1	2.4%	0	0.0%	31	4/	22	103.4
E.Stick	46	27	244	58.7%	5.3	1	2.2%	4	8.7%	31	2/	15	44.1
T.Taylor	25	19	190	76.0%	7.6	0	0.0%	1	4.0%	28	2/	16	80.4
Team	112	74	791	66.1%	7.1	2	1.8%	5	4.5%	31	8/	53	73.9
Opponents	111	69	707	62.2%	6.4	4	3.6%	4	3.6%	30	5/	36	77.4



2018 STATISTICS

Los Angeles Chargers / Week 17 / Through Sunday, December 30, 2018 / Regular Season

Won 12, Lost 4

9/9/2018	L	28- 38	Kansas City Chiefs
9/16/2018	W	31- 20	at Buffalo Bills
9/23/2018	L	23- 35	at Los Angeles Rams
9/30/2018	W	29- 27	San Francisco 49ers
10/7/2018	W	26- 10	Oakland Raiders
10/14/2018	W	38- 14	at Cleveland Browns
10/21/2018	W	20- 19	Tennessee Titans
11/4/2018	W	25- 17	at Seattle Seahawks
11/11/2018	W	20- 6	at Oakland Raiders
11/18/2018	L	22- 23	Denver Broncos
11/25/2018	W	45- 10	Arizona Cardinals
12/2/2018	W	33- 30	at Pittsburgh Steelers
12/9/2018	W	26- 21	Cincinnati Bengals
12/13/2018	W	29- 28	at Kansas City Chiefs
12/22/2018	L	10- 22	Baltimore Ravens
12/30/2018	W	23- 9	at Denver Broncos

Total First Downs

Rushing	100	101
Passing	213	178
Penalty	25	32
3rd Down: Made/Att	70/177	79/202
3rd Down Pct.	39.5%	39.1%
4th Down: Made/Att	7/8	11/20
4th Down Pct.	87.5%	55.0%
Possession Avg.	30:43	29:17
Total Net Yards	5962	5339
Avg. Per Game	372.6	333.7
Total Plays	945	981
Avg. Per Play	6.3	5.4
Net Yards Rushing	1873	1693
Avg. Per Game	117.1	105.8
Total Rushes	399	395
Net Yards Passing	4089	3646
Avg. Per Game	255.6	227.9
Sacked/Yards Lost	34/227	38/240
Gross Yards	4316	3886
Attempts/Completions	512/348	548/351
Completion Pct.	68.0%	64.1%
Had Intercepted	12	13
Punts/Average	62/42.6	67/47.7
Net Punting Avg.	37.2	40.6
Penalties/Yards	113/967	103/828
Fumbles/Ball Lost	17/7	18/7
Touchdowns	51	38
Rushing	16	11
Passing	32	23
Returns	3	4

Score By Periods

Team			78	151	99	100	0	428
Opponents			98	66	73	92	0	329
Scoring	TD	Ru	Pa	Rt	PAT	FG	2Pt	Pts
M.Gordon	14	10	4	0	0/0	0/0	2	88
M.Badgley	0	0	0	0	27/28	15/16	0	72
M.Williams	11	1	10	0	0/0	0/0	1	68
K.Allen	6	0	6	0	0/0	0/0	1	38
C.Sturgis	0	0	0	0	9/15	9/13	0	36
A.Ekeler	6	3	3	0	0/0	0/0	0	36
T.Williams	5	0	5	0	0/0	0/0	0	30
A.Gates	2	0	2	0	0/0	0/0	2	16
D.King	2	0	0	2	0/0	0/0	0	12
J.Jackson	2	2	0	0	0/0	0/0	0	12
V.Green	1	0	1	0	0/0	0/0	0	6
T.Benjamin	1	0	1	0	0/0	0/0	0	6
K.Emanuel	1	0	0	1	0/0	0/0	0	6
Team	51	16	32	3	36/43	24/29	6	428
Opponents	38	11	23	4	30/31	23/30	1	329

2-Pt. Conversions: Team 6/ 8, Opponents: 1/ 7

Sacks: M.Ingram 7.0, J.Bosa 5.5, I.Rochell 5.0, D.Philon 4.0, D.James 3.5, U.Nwosu 3.5, D.Square 3.0, C.Liuget 1.5, J.Addae 1.0, J.Brown 1.0, B.Mebane 1.0, K.Emanuel 1.0, J.Jones 0.5, R.Jenkins 0.5 Team: 38.0, Opponents: 33.0

Rushing	No.	Yds	Avg	Long	TD
M.Gordon	175	885	5.1	34t	10
A.Ekeler	106	554	5.2	41	3
J.Jackson	50	206	4.1	20	2
K.Allen	9	75	8.3	28	0
D.Newsome	11	49	4.5	16	0
T.Benjamin	7	41	5.9	19	0
M.Williams	7	28	4.0	19t	1
T.Williams	2	15	7.5	14	0
D.Watt	4	11	2.8	8	0
P.Rivers	18	7	0.4	7	0
G.Smith	8	2	0.3	9	0
M.Ingram	1	0	0.0	0	0
J.Jones	1	0	0.0	0	0
Team	399	1873	4.7	41	16
Opponents	395	1693	4.3	43	11

Receiving	No.	Yds	Avg	Long	TD
K.Allen	97	1196	12.3	54	6
M.Gordon	50	490	9.8	66t	4
M.Williams	43	664	15.4	55t	10
T.Williams	41	653	15.9	75t	5
A.Ekeler	39	404	10.4	44t	3
A.Gates	28	333	11.9	27	2
V.Green	19	210	11.1	26	1
J.Jackson	15	135	9.0	19	0
T.Benjamin	12	186	15.5	46t	1
D.Newsome	2	19	9.5	11	0
S.Culkin	1	24	24.0	24	0
D.Watt	1	2	2.0	2	0
G.Davis	0	0	0	0	0
Team	348	4316	12.4	75t	32
Opponents	351	3886	11.1	82t	23

Interceptions	No.	Yds	Avg	Long	TD
D.King	3	75	25.0	42t	1
D.James	3	30	10.0	23	0
T.Williams	1	86	86.0	86	0
J.Addae	1	19	19.0	19	0
D.Perryman	1	16	16.0	16	0
K.White	1	9	9.0	9	0
M.Ingram	1	8	8.0	8	0
I.Rochell	1	4	4.0	4	0
A.Phillips	1	0	0.0	0	0
Team	13	247	19.0	86	1
Opponents	12	87	7.3	42	1

Punting	No	Yds	Avg	Net	TB	In	Lg	B
D.Jones	47	1990	42.3	38.0	3	15	59	0
D.Kaser	13	629	48.4	35.4	1	5	66	1
C.Sturgis	1	24	24.0	24.0	0	1	24	0
Team	62	2643	42.6	37.2	4	21	66	1
Opponents	67	3195	47.7	40.6	6	27	67	0

Punt Returns	Ret	FC	Yds	Avg	Long	TD
D.King	23	8	318	13.8	73t	1
J.Jones	5	2	24	4.8	11	0
T.Benjamin	5	4	16	3.2	8	0
K.Allen	1	1	0	0.0	0	0
Team	34	15	358	10.5	73t	1
Opponents	28	15	257	9.2	91t	1

Kickoff Returns	No.	Yds	Avg	Long	TD
D.King	22	522	23.7	40	0
J.Jones	3	69	23.0	33	0
K.Allen	1	25	25.0	25	0
D.James	1	20	20.0	20	0
T.Benjamin	1	17	17.0	17	0
Team	28	653	23.3	40	0
Opponents	61	1322	21.7	51	0

Field Goals	1-19	20-29	30-39	40-49	50+
M.Badgley	0/ 0	4/ 4	5/ 5	5/ 5	1/ 2
C.Sturgis	0/ 0	4/ 4	2/ 2	3/ 6	0/ 1
Team	0/ 0	8/ 8	7/ 7	8/ 11	1/ 3
Opponents	0/ 0	7/ 7	7/ 7	8/ 10	1/ 6

Fumbles Lost: A.Gates 1, P.Rivers 1, K.Allen 1, J.Addae 1, G.Smith 1, A.Ekeler 1, J.Jones 1 Total: 7
Opponent Fumble Recoveries: C.Liuget 1, M.Ingram 1, J.Addae 1, K.Emanuel 1, J.Bosa 1, D.King 1, B.Facyson 1 Total: 7

Passing	Att	Cmp	Yds	Cmp%	Yds/Att	TD	TD%	Int	Int%	Long	Sack	Lost	Rating
P.Rivers	508	347	4308	68.3%	8.5	32	6.3%	12	2.4%	75t	32/	204	105.5
G.Smith	4	1	8	25.0%	2.0	0	0.0%	0	0.0%	8	1/	16	39.6
K.Allen	0	0	0	0.0%	0.0%	0	0.0%	0	0.0%	0	1/	7	0.0



2018 STATISTICS (POSTSEASON)

Los Angeles Chargers / Week 2 / Through Sunday, January 13, 2019 / Postseason

Won 1, Lost 1

1/6/2019 W 23- 17
1/13/2019 L 28- 41

at Baltimore Ravens
at New England Patriots

Los Angeles
Chargers Opponent

Total First Downs				36		41			
Rushing				5		14			
Passing				24		25			
Penalty				7		2			
3rd Down: Made/Att				11/30		12/29			
3rd Down Pct.				36.7%		41.4%			
4th Down: Made/Att				2/2		3/3			
4th Down Pct.				100.0%		100.0%			
Possession Avg.				27:40		32:20			
Total Net Yards				578		727			
Avg. Per Game				289.0		363.5			
Total Plays				129		137			
Avg. Per Play				4.5		5.3			
Net Yards Rushing				108		245			
Avg. Per Game				54.0		122.5			
Total Rushes				43		57			
Net Yards Passing				470		482			
Avg. Per Game				235.0		241.0			
Sacked/Yards Lost				3/21		7/55			
Gross Yards				491		537			
Attempts/Completions				83/47		73/48			
Completion Pct.				56.6%		65.8%			
Had Intercepted				1		1			
Punts/Average				11/37.6		10/44.1			
Net Punting Avg.				32.5		35.5			
Penalties/Yards				10/68		16/116			
Fumbles/Ball Lost				2/2		4/2			
Touchdowns				5		7			
Rushing				2		4			
Passing				3		3			
Returns				0		0			
Score By Periods				Q1	Q2	Q3	Q4	OT	Pts
Team				13	6	7	25	0	51
Opponents				14	21	6	17	0	58
Scoring	TD	Ru	Pa	Rt	PAT	FG	2Pt	Pts	
M.Badgley	0	0	0	0	2/2	5/6	0	17	
M.Gordon	2	2	0	0	0/0	0/0	0	12	
K.Allen	1	0	1	0	0/0	0/0	1	8	
A.Gates	1	0	1	0	0/0	0/0	0	6	
V.Green	1	0	1	0	0/0	0/0	0	6	
M.Williams	0	0	0	0	0/0	0/0	1	2	
Team	5	2	3	0	2/2	5/6	2	51	
Opponents	7	4	3	0	7/7	3/4	0	58	
2-Pt. Conversions: Team 2/ 3, Opponents: 0/ 0									
Sacks: M.Ingram 2.0, U.Nwosu 1.0, I.Rochell 1.0, J.Bosa 1.0, J.Jones 1.0, D.King 1.0									
Team: 7.0. Opponents: 3.0									

2-Pt. Conversions: Team 2/ 3, Opponents: 0/ 0

Sacks: M.Ingram 2.0, U.Nwosu 1.0, I.Rochell 1.0, J.Bosa 1.0, J.Jones 1.0, D.King 1.0 **Team: 7.0, Opponents: 3.0**

Rushing	No.	Yds	Avg	Long	TD			
M.Gordon	26	55	2.1	14	2			
A.Ekeler	11	29	2.6	7	0			
P.Rivers	3	15	5.0	9	0			
J.Jackson	3	9	3.0	4	0			
Team	43	108	2.5	14	2			
Opponents	57	245	4.3	40	4			
Receiving	No.	Yds	Avg	Long	TD			
A.Gates	9	76	8.4	14	1			
M.Williams	7	110	15.7	28	0			
T.Williams	7	103	14.7	29	0			
A.Ekeler	7	33	4.7	9	0			
K.Allen	6	112	18.7	43t	1			
J.Jackson	3	22	7.3	20	0			
T.Benjamin	3	11	3.7	8	0			
M.Gordon	2	14	7.0	11	0			
V.Green	2	9	4.5	8	1			
D.Watt	1	1	1.0	1	0			
H.Henry	0	0	0	0	0			
Team	47	491	10.4	43t	3			
Opponents	48	537	11.2	39	3			
Interceptions	No.	Yds	Avg	Long	TD			
A.Phillips	1	0	0.0	0	0			
Team	1	0	0.0	0	0			
Opponents	1	0	0.0	0	0			
Punting	No	Yds	Avg	Net	TB	In	Lg	B
D.Jones	11	414	37.6	32.5	1	1	45	0
Team	11	414	37.6	32.5	1	1	45	0
Opponents	10	441	44.1	35.5	2	2	59	0
Punt Returns	Ret	FC	Yds	Avg	Long	TD		
D.King	5	1	46	9.2	33	0		
Team	5	1	46	9.2	33	0		
Opponents	5	1	37	7.4	16	0		
Kickoff Returns	No.	Yds	Avg	Long	TD			
D.King	6	179	29.8	72	0			
J.Jackson	1	17	17.0	17	0			
T.Benjamin	1	6	6.0	6	0			
Team	8	202	25.3	72	0			
Opponents	8	129	16.1	24	0			
Field Goals	1-19	20-29	30-39	40-49	50+			
M.Badgley	0/ 0	1/ 1	1/ 1	2/ 3	1/ 1			
Team	0/ 0	1/ 1	1/ 1	2/ 3	1/ 1			
Opponents	0/ 0	1/ 1	2/ 2	0/ 0	0/ 1			

Fumbles Lost: V.Green 1, D.King 1 **Total: 2**

Opponent Fumble Recoveries: M.Ingram 1, A.Phillips 1 **Total: 2**

Passing	Att	Cmp	Yds	Cmp%	Yds/Att	TD	TD%	Int	Int%	Long	Sack	Lost	Rating
P.Rivers	83	47	491	56.6%	5.9	3	3.6%	1	1.2%	43t	3/	21	80.9
Team	83	47	491	56.6%	5.9	3	3.6%	1	1.2%	43t	3/	21	80.9
Opponents	73	48	537	65.8%	7.4	3	4.1%	1	1.4%	39	7/	55	95.5



2018 INDIVIDUAL DEFENSIVE STATISTICS

Official Totals — Based on coaches' film review through Dec. 31 at Denver with press box totals for Dec. 9 vs. Cincinnati.

Player	— Tackles —			Sacks	Yards	Tackles for Loss	QB Hits	Interceptions	Passes Def.	— Fumbles —	
	Solo	Assisted	Total							Forced	Recoveries
Derwin James.....	79	30	109	3.5	17.0	3.5	6	3	15	0	0
Jatavis Brown.....	69	31	100	1.0	8.0	1	0	0	4	1	0
Adrian Phillips.....	55	22	77	0.0	0.0	4	1	1	12	1	0
Jahleel Addae.....	51	21	72	1.0	13.0	1	1	1	6	0	1
Denzel Perryman.....	41	23	64	0.0	0.0	0	2	1	2	0	0
Desmond King II.....	46	14	60	0.0	0.0	4	2	3	13	1	1
Damion Square.....	25	30	55	3.0	13.5	5	5	0	3	0	0
Melvin Ingram III.....	35	18	53	7.0	53.5	14	18	1	5	1	0
Brandon Mebane.....	25	28	53	1.0	4.0	3	2	0	1	1	0
Darius Philon.....	26	24	50	4.0	17.5	8	5	0	1	0	0
Casey Hayward Jr.	41	5	46	0.0	0.0	1	0	0	9	0	0
Michael Davis.....	35	8	43	0.0	0.0	0	0	0	8	0	0
Isaac Rochell.....	21	21	42	5.0	38.0	8	4	1	1	0	0
Uchenna Nwosu.....	13	15	28	3.5	15.5	4.5	10	0	1	0	0
Kyle Emanuel.....	19	8	27	1.0	0.0	3	2	0	0	0	1
Justin Jones.....	10	16	26	0.5	3.5	0.5	3	0	0	0	0
Joey Bosa.....	19	5	24	5.5	42.5	7.5	6	0	0	0	1
Trevor Williams.....	19	3	22	0.0	0.0	0	0	1	5	0	0
Corey Liuget.....	11	9	20	1.5	9.5	5.5	2	0	1	0	1
Kyzir White.....	12	7	19	0.0	0.0	1	0	1	3	0	0
Hayes Pullard.....	12	5	17	0.0	0.0	1	0	0	1	0	0
Rayshawn Jenkins.....	8	5	13	0.5	3.5	1.5	1	0	0	0	0
Christopher Landrum....	4	3	7	0.0	0.0	0	3	0	0	0	0
T.Y. McGill.....	2	0	2	0.0	0.0	0	0	0	0	0	0
Brandon Facyson.....	0	0	0	0.0	0.0	0	0	0	0	0	1
Totals.....	678	351	1,029	38.0	239.0	77	73	13	91	5	6
Defensive Backs.....	334	108	442	5.0	33.5	15	11	9	68	2	3
Defensive Linemen....	178	154	332	27.5	182.0	51.5	48	2	12	2	2
Linebackers.....	166	89	255	5.5	23.5	10.5	14	2	11	1	1

SPECIAL TEAMS TACKLES

Player	Total Tackles
Adrian Phillips.....	19
Nick Dzubnar.....	15
Jeremy Davis.....	13
Uchenna Nwosu.....	11
Austin Ekeler.....	10
Rayshawn Jenkins.....	10
Michael Davis.....	6
Justin Jackson.....	6
Jeff Richards.....	6
Derek Watt.....	6
Jatavis Brown.....	4
Kyle Emanuel.....	4
Brandon Facyson.....	4
Hayes Pullard.....	4
Tre'Von Johnson.....	3
Detrez Newsome.....	3
Michael Badgley.....	2
Isaac Rochell.....	2
Kyle Wilson.....	2
Desmond King.....	1
Caleb Sturgis.....	1
Kyzir White.....	1
Trevor Williams.....	1
Mike Windt.....	1
Totals.....	135



2018 INDIVIDUAL DEFENSIVE STATISTICS (POSTSEASON)

Official Totals — Based on press box totals through AFC Divisional at New England (Jan. 13). Special Teams tackles based on coaches' film review.

Player	— Tackles —		Sacks	Yards	Tackles for Loss	QB Hits	Interceptions	Passes Def.	— Fumbles —	
	Solo	Assisted							Forced	Recoveries
Jahleel Addae	9	10	19	0.0	0.0	1	0	0	0	0
Derwin James	10	4	14	0.0	0.0	3	1	0	0	0
Rayshawn Jenkins	8	4	12	0.0	0.0	0	0	0	0	0
Adrian Phillips	5	7	12	0.0	0.0	1	0	1	3	0
Desmond King II	6	4	10	1.0	1.0	1	2	0	0	0
Melvin Ingram III	8	1	9	2.0	17.0	3	3	0	1	1
Casey Hayward Jr.	7	1	8	0.0	0.0	0	0	0	1	0
Michael Davis	5	2	7	0.0	0.0	0	0	0	2	0
Justin Jones	3	3	6	1.0	3.0	1	2	0	0	0
Kyle Emanuel	1	5	6	0.0	0.0	0	0	0	0	0
Brandon Mebane	5	0	5	0.0	0.0	0	0	0	0	0
Uchenna Nwosu	4	1	5	1.0	18.0	1	0	0	0	1
Isaac Rochell	2	2	4	1.0	10.0	1	1	0	0	0
Darius Phillon	3	0	3	0.0	0.0	1	0	0	0	0
Joey Bosa	2	1	3	1.0	6.0	1	2	0	0	0
Damion Square	2	1	3	0.0	0.0	0	0	0	0	0
Hayes Pullard	1	2	3	0.0	0.0	0	0	0	0	0
T.Y. McGill	1	0	1	0.0	0.0	1	0	0	0	0
Totals	82	48	130	7.0	55.0	15	11	1	7	2
Defensive Backs	50	32	82	1.0	1.0	6	3	1	6	0
Defensive Linemen	26	8	34	5.0	36.0	8	8	0	1	1
Linebackers	6	8	14	1.0	18.0	1	0	0	0	1

SPECIAL TEAMS TACKLES

Player	Total Tackles
Nick Dzubnar	3
Uchenna Nwosu	3
Jeff Richards	3
Jeremy Davis	2
Desmond King II	2
Kyle Wilson	2
Austin Ekeler	1
Kyle Emanuel	1
Justin Jackson	1
Rayshawn Jenkins	1
Totals	19



WEEK 1 RECAP - CHARGERS 30, COLTS 24 (OT)

Austin Ekeler has been a solid backup to Melvin Gordon in the Los Angeles Chargers' backfield the past two seasons, but he hasn't gotten much attention while sitting behind one of the top rushers in the league.

Ekeler isn't going to be overlooked any longer after his performance on Sunday as the Chargers defeated the Indianapolis Colts 30-24 in overtime.

With Gordon holding out for a new contract, Ekeler had a career-best 154 yards from scrimmage. He also scored three touchdowns, including the winner on a 7-yard run with 5:01 remaining in overtime to cap off an eight-play, 75-yard drive.

The Chargers' running game was effective, averaging six yards per carry with four rushes over 10 yards. Justin Jackson had six carries for 57 yards, with most of his work coming in the first half.

Rivers, who made his 209th consecutive start to pass Peyton Manning for the third-longest streak among NFL QBs, completed 25 of 34 passes for 333 yards. It was the fifth time Rivers has thrown three or more TD passes in an opener.

Ekeler opened the scoring with a 1-yard reception in the first quarter. He then went 55

yards on a screen pass on Los Angeles' first drive of the third quarter to extend its lead to 24-9. Ekeler shed attempted tackles by Darius Leonard and Pierre Desir before motoring up the right sideline.

Indianapolis responded with 15 straight points to force overtime. Marlon Mack, who had 25 carries for 174 yards, brought the Colts within 24-16 with a career-long 63-yard scamper up the left sideline midway through the third quarter.

They tied it with 48 seconds remaining when Jacoby Brissett hit T.Y. Hilton for their second scoring connection of the day. Hilton caught the ball at the Chargers 19, made Adrian Phillips miss and then extended the ball over the pylon before going out of bounds. The Colts tied it when Mack ran it in on the 2-point conversion.

Allen had 10 receptions for 123 yards, including a 28-yard touchdown in the second quarter on which he outmuscled Rock Ya-Sin in the end zone. Rivers stepped up in the pocket and lofted it up so Allen could make a play on a 50-50 ball.

		1	2	3	4	OT	Total
VISITOR:	Indianapolis Colts	0	6	10	8	0	24
HOME:	Los Angeles Chargers	7	10	7	0	6	30

Scoring Plays

Team	Qtr	Time	Play Description (Extra Point) (Drive Info)	Visitor	Home
Chargers	1	2:55	A.Ekeler 1 yd. pass from P.Rivers (T.Long kick) (11-68, 6:15)	0	7
Colts	2	10:02	T.Hilton 4 yd. pass from J.Brissett (kick failed, wr) (14-75, 7:53)	6	7
Chargers	2	5:58	K.Allen 28 yd. pass from P.Rivers (T.Long kick) (6-75, 4:04)	6	14
Chargers	2	1:02	T.Long 40 yd. Field Goal (10-24, 3:17)	6	17
Colts	3	11:15	A.Vinatieri 44 yd. Field Goal (8-49, 3:45)	9	17
Chargers	3	8:27	A.Ekeler 55 yd. pass from P.Rivers (T.Long kick) (4-75, 2:48)	9	24
Colts	3	7:40	M.Mack 63 yd. run (A.Vinatieri kick) (2-75, 0:47)	16	24
Colts	4	0:38	T.Hilton 19 yd. pass from J.Brissett (M.Mack run) (16-80, 7:52)	24	24
Chargers	5	5:01	A.Ekeler 7 yd. run (8-75, 4:59) (8-75, 4:59)	24	30

Indianapolis Colts vs Los Angeles Chargers
9/8/2019 at Dignity Health Sports Park

Final Team Statistics

	Visitor Colts	Home Chargers
TOTAL FIRST DOWNS	22	25
By Rushing	13	9
By Passing	9	14
By Penalty	0	2
THIRD DOWN EFFICIENCY	7-13-54%	7-11-64%
FOURTH DOWN EFFICIENCY	1-1-100%	0-0-0%
TOTAL NET YARDS	376	435
Total Offensive Plays (inc. times thrown passing)	62	59
Average gain per offensive play	6.1	7.4
NET YARDS RUSHING	203	125
Total Rushing Plays	33	21
Average gain per rushing play	6.2	6.0
Tackles for a loss-number and yards	2-8	2-3
NET YARDS PASSING	173	310
Times thrown - yards lost attempting to pass	2-17	4-23
Gross yards passing	190	333
PASS ATTEMPTS-COMPLETIONS-HAD INTERCEPTED	27-21-0	34-25-1
Avg gain per pass play (inc. # thrown passing)	6.0	8.2
KICKOFFS Number-In End Zone-Touchbacks	6-6-5	5-4-3
PUNTS Number and Average	3-36.0	2-49.0
Had Blocked	0	0
FGs - PATs Had Blocked	0-0	0-0
Net Punting Average	36.0	46.5
TOTAL RETURN YARDAGE (Not Including Kickoffs)	31	0
No. and Yards Punt Returns	1-5	1-0
No. and Yards Kickoff Returns	2-44	1-43
No. and Yards Interception Returns	1-26	0-0
PENALTIES Number and Yards	3-10	3-20
FUMBLES Number and Lost	1-0	2-1
TOUCHDOWNS	3	4
Rushing	1	1
Passing	2	3
EXTRA POINTS Made-Attempts	2-3	3-3
Kicking Made-Attempts	1-2	3-3
Rushing Made-Attempts	1-1	0-0
FIELD GOALS Made-Attempts	1-3	1-1
RED ZONE EFFICIENCY	2-3-67%	2-3-67%
GOAL TO GO EFFICIENCY	0-0-0%	2-3-67%
SAFETIES	0	0
FINAL SCORE	24	30
TIME OF POSSESSION	32:09	32:50

Indianapolis Colts vs Los Angeles Chargers
9/8/2019 at Dignity Health Sports Park

Final Individual Statistics

Indianapolis Colts													Los Angeles Chargers												
RUSHING													RUSHING												
M.Mack	25	174	7.0	63	1	A.Ekeler	12	58	4.8	19	1														
N.Hines	4	13	3.3	6	0	J.Jackson	6	57	9.5	24	0														
J.Brissett	3	9	3.0	6	0	P.Rivers	1	6	6.0	6	0														
P.Campbell	1	7	7.0	7	0	D.Watt	2	4	2.0	2	0														
Total	33	203	6.2	63	1	Total	21	125	6.0	24	1														
PASSING													PASSING												
J.Brissett	27	21	190	2/17	2	25	0	120.7	P.Rivers	34	25	333	4/23	3	55	1	121.3								
Total	27	21	190	2/17	2	25	0	120.7	Total	34	25	333	4/23	3	55	1	121.3								
PASS RECEIVING													PASS RECEIVING												
T.Hilton	9	8	87	10.9	19	2	K.Allen	10	8	123	15.4	28	1												
N.Hines	4	4	4	1.0	8	0	A.Ekeler	7	6	96	16.0	55	2												
D.Funchess	5	3	32	10.7	16	0	H.Henry	5	4	60	15.0	22	0												
D.Cain	2	2	35	17.5	25	0	M.Williams	3	2	29	14.5	17	0												
J.Doyle	2	1	20	20.0	20	0	T.Benjamin	3	2	12	6.0	10	0												
E.Ebron	3	1	8	8.0	8	0	D.Inman	1	1	5	5.0	5	0												
M.Allie-Cox	1	1	3	3.0	3	0	J.Jackson	3	1	4	4.0	4	0												
P.Campbell	1	1	1	1.0	1	0	V.Green	1	1	4	4.0	4	0												
							T.Taylor	1	0	0	0.0	0	0												
Total	27	21	190	9.0	25	2	Total	34	25	333	13.3	55	3												
INTERCEPTIONS													INTERCEPTIONS												
M.Hooker	1	26	26.0	26	0																				
Total	1	26	26.0	26	0	Total																			
PUNTING													PUNTING												
R.Sanchez	3	108	36.0	36.0	0	0	49	T.Long	2	98	49.0	46.5	0	2	54										
Total	3	108	36.0	36.0	0	0	49	Total	2	98	49.0	46.5	0	2	54										
PUNT RETURNS													PUNT RETURNS												
C.Rogers	1	5	5.0	1	5	0	D.King	1	0	0.0	0	0	0												
							[DOWNED]	1	0	0.0	0	0	0												
							[OUT OF BOUNDS]	1	0	0.0	0	0	0												
Total	1	5	5.0	1	5	0	Total	1	0	0.0	0	0	0												
KICKOFF RETURNS													KICKOFF RETURNS												
P.Campbell	2	44	22.0	0	23	0	D.King	1	43	43.0	0	43	0												
[TOUCHBACK]	3	0	0.0	0	0	0	[TOUCHBACK]	5	0	0.0	0	0	0												
Total	2	44	22.0	0	23	0	Total	1	43	43.0	0	43	0												
Indianapolis Colts FUMBLES													Los Angeles Chargers FUMBLES												
J.Brissett	1	0		1	-1	0	0		0	0	0	0	0												
K.Turay	0	0		0	0	0	1	0	0	0	0	0	0												
G.Odum	0	0		0	0	0	0	1	0	0	0	0	0												
Total	1	0		1	-1	0	1	1	0	0	0	0	0												
Los Angeles Chargers FUMBLES													Indianapolis Colts FUMBLES												
D.King	1	1		0	0	0	0		0	0	0	0	0												
P.Rivers	1	0		0	0	0	0		0	0	0	0	0												
T.Scott	0	0		1	0	0	0		0	0	0	0	0												
Total	2	1		1	0	0	0		0	0	0	0	0												

WEEK 2 RECAP - LIONS 13, CHARGERS 10

Despite Austin Ekeler's second consecutive strong performance and a strong showing by their run defense, the Los Angeles Chargers lost to the Detroit Lions, 13-10, in Week 2.

Ekeler, who caught the game-winning touchdown in overtime in Week 1 against the Colts, followed up his 154-total yard performance with 133 total yards Sunday, including a touchdown where the 5-foot-9 running back jumped over four Lions defenders.

Ekeler, in tandem with Justin Jackson who had 59 yards rushing on seven carries total, created problems for the Lions defense. But their performance was not flawless, as Ekeler fumbled the ball at the Lions' 1-yard line midway through the third quarter.

Ekeler wasn't the only Charger racking up yards, as quarterback Philip Rivers connected with wide receiver Keenan Allen all afternoon to the tune of eight receptions for 98 yards.

One of those plays came in the closing moments of the first half when Rivers threw deep to a diving Mike Williams for a 47-yard completion, setting up a 39-yard Ty Long field goal with time expiring in the half.

Williams, who didn't practice Wednesday or Thursday and was a game-time decision for Sunday's game, had three receptions for 83 yards.

The Chargers had multiple opportunities to extend their lead, but holding penalties called back touchdowns from Ekeler and Jackson in the third quarter.

After the Chargers defense limited the Lions to six points through the first three quarters thanks to interceptions from Casey Hayward Jr. and Rayshawn Jenkins, Lions quarterback Matthew Stafford connected with Kenny Golladay for a 31-yard touchdown to take the lead in the fourth quarter.

The Chargers only allowed 94 yards rushing and 3.4 yards per carry on the afternoon.

Linebacker Thomas Davis Sr. led the defense with 12 tackles, upping the 36-year-old's total to 26. It marked the first time Davis Sr. has had back-to-back games with 10-plus tackles since 2015.

		1	2	3	4	OT	Total
VISITOR:	Los Angeles Chargers	7	3	0	0	0	10
HOME:	Detroit Lions	6	0	0	7	0	13

Scoring Plays

Team	Qtr	Time	Play Description (Extra Point) (Drive Info)	Visitor	Home
Chargers	1	7:57	A.Ekeler 1 yd. run (T.Long kick) (9-68, 4:24)	7	0
Lions	1	4:10	K.Johnson 36 yd. pass from M.Stafford (kick failed, wl) (8-75, 3:47)	7	6
Chargers	2	0:00	T.Long 39 yd. Field Goal (7-76, 1:20)	10	6
Lions	4	7:21	K.Golladay 31 yd. pass from M.Stafford (M.Prater kick) (8-69, 4:24)	10	13

Paid Attendance: 60,158

Time: 2:55

Los Angeles Chargers vs Detroit Lions
9/15/2019 at Ford Field

Final Team Statistics

	Visitor Chargers	Home Lions
TOTAL FIRST DOWNS	21	19
By Rushing	6	6
By Passing	13	12
By Penalty	2	1
THIRD DOWN EFFICIENCY	6-13-46%	4-10-40%
FOURTH DOWN EFFICIENCY	0-0-0%	1-1-100%
TOTAL NET YARDS	424	339
Total Offensive Plays (inc. times thrown passing)	62	58
Average gain per offensive play	6.8	5.8
NET YARDS RUSHING	137	94
Total Rushing Plays	25	28
Average gain per rushing play	5.5	3.4
Tackles for a loss-number and yards	2-6	2-5
NET YARDS PASSING	287	245
Times thrown - yards lost attempting to pass	1-6	0-0
Gross yards passing	293	245
PASS ATTEMPTS-COMPLETIONS-HAD INTERCEPTED	36-21-1	30-22-2
Avg gain per pass play (inc.# thrown passing)	7.8	8.2
KICKOFFS Number-In End Zone-Touchbacks	2-2-2	3-3-1
PUNTS Number and Average	4-50.5	4-44.0
Had Blocked	0	0
FGs - PATs Had Blocked	0-0	0-0
Net Punting Average	46.3	44.0
TOTAL RETURN YARDAGE (Not Including Kickoffs)	0	17
No. and Yards Punt Returns	1-0	4-17
No. and Yards Kickoff Returns	2-47	0-0
No. and Yards Interception Returns	2-0	1-0
PENALTIES Number and Yards	9-70	8-71
FUMBLES Number and Lost	1-1	0-0
TOUCHDOWNS	1	2
Rushing	1	0
Passing	0	2
EXTRA POINTS Made-Attempts	1-1	1-2
Kicking Made-Attempts	1-1	1-2
FIELD GOALS Made-Attempts	1-3	0-1
RED ZONE EFFICIENCY	13-33%	0-0-0%
GOAL TO GO EFFICIENCY	1-2-50%	0-0-0%
SAFETIES	0	0
FINAL SCORE	10	13
TIME OF POSSESSION	31:19	28:41

Los Angeles Chargers vs Detroit Lions
9/15/2019 at Ford Field

Final Individual Statistics

Los Angeles Chargers													Detroit Lions												
RUSHING								RUSHING																	
	ATT	YDS	AVG	LG	TD								ATT	YDS	AVG	LG	TD								
A.Ekeler	17	66	3.9	12	1	K.Johnson							12	41	3.4	9	0								
J.Jackson	7	59	8.4	40	0	T.Johnson							5	30	6.0	17	0								
P.Rivers	1	12	12.0	12	0	M.Stafford							4	13	3.3	8	0								
						C.Anderson							5	8	1.6	7	0								
						J.McKissic							2	2	1.0	4	0								
Total	25	137	5.5	40	1	Total							28	94	3.4	17	0								
PASSING								PASSING																	
	ATT	CMP	YDS	SK/YD	TD	LG	IN	RT					ATT	CMP	YDS	SK/YD	TD	LG	IN	RT					
P.Rivers	36	21	293	1/6	0	47	1	73.0	M.Stafford				30	22	245	0/0	2	36	2	91.7					
Total	36	21	293	1/6	0	47	1	73.0	Total				30	22	245	0/0	2	36	2	91.7					
PASS RECEIVING								PASS RECEIVING																	
	TAR	REC	YDS	AVG	LG	TD							TAR	REC	YDS	AVG	LG	TD							
K.Allen	15	8	98	12.3	23	0	K.Golladay						10	8	117	14.6	31	1							
A.Ekeler	6	6	67	11.2	35	0	M.Jones						6	5	43	8.6	24	0							
M.Williams	5	3	83	27.7	47	0	J.James						4	3	18	6.0	7	0							
D.Inman	2	1	28	28.0	28	0	K.Johnson						3	2	47	23.5	36	1							
V.Green	2	1	9	9.0	9	0	T.Johnson						2	2	6	3.0	6	0							
J.Jackson	1	1	5	5.0	5	0	T.Hockenson						3	1	7	7.0	7	0							
D.Watt	2	1	3	3.0	3	0	L.Thomas						1	1	7	7.0	7	0							
T.Benjamin	2	0	0	0.0	0	0	D.Amendola						1	0	0	0.0	0	0							
Total	35	21	293	14.0	47	0	Total						30	22	245	11.1	36	2							
INTERCEPTIONS								INTERCEPTIONS																	
	NO	YDS	AVG	LG	TD								NO	YDS	AVG	LG	TD								
C.Hayward	1	0	0.0	0	0	D.Slay							1	0	0.0	0	0								
R.Jenkins	1	0	0.0	0	0																				
Total	2	0	0.0	0	0	Total							1	0	0.0	0	0								
PUNTING								PUNTING																	
	NO	YDS	AVG	NET	TB	IN20	LG						NO	YDS	AVG	NET	TB	IN20	LG						
T.Long	4	202	50.5	46.3	0	0	55	S.Martin					4	176	44.0	44.0	0	2	48						
Total	4	202	50.5	46.3	0	0	55	Total					4	176	44.0	44.0	0	2	48						
PUNT RETURNS								PUNT RETURNS																	
	NO	YDS	AVG	FC	LG	TD							NO	YDS	AVG	FC	LG	TD							
D.King	1	0	0.0	1	0	0	D.Amendola						2	11	5.5	0	11	0							
[DOWNED]	1	0	0.0	0	0	0	J.Agnew						2	6	3.0	0	5	0							
[OUT OF BOUNDS]	1	0	0.0	0	0	0																			
Total	1	0	0.0	1	0	0	Total						4	17	4.3	0	11	0							
KICKOFF RETURNS								KICKOFF RETURNS																	
	NO	YDS	AVG	FC	LG	TD							NO	YDS	AVG	FC	LG	TD							
D.King	2	47	23.5	0	27	0	[TOUCHBACK]						2	0	0.0	0	0	0							
[TOUCHBACK]	1	0	0.0	0	0	0																			
Total	2	47	23.5	0	27	0	Total						0	0	0.0	0	0	0							
Los Angeles Chargers													Detroit Lions												
FUMBLES													FUMBLES												
	FUM	LOST	OWN-REC	YDS	TD	FORCED	OPP-REC	YDS	TD	OUT-BDS			FUM	LOST	OWN-REC	YDS	TD	FORCED	OPP-REC	YDS	TD	OUT-BDS			
A.Ekeler	1	1	0	0	0	0	0	0	0	0			0	0	0	0	0	0	0	0	0	0			
Total	1	1	0	0	0	0	0	0	0	0			0	0	0	0	0	0	0	0	0	0			
Los Angeles Chargers													Detroit Lions												
FUMBLES													FUMBLES												
	FUM	LOST	OWN-REC	YDS	TD	FORCED	OPP-REC	YDS	TD	OUT-BDS			FUM	LOST	OWN-REC	YDS	TD	FORCED	OPP-REC	YDS	TD	OUT-BDS			
J.Tavai	0	0	0	0	0	1	0	0	0	0			0	0	0	0	0	0	0	0	0	0			
D.Kennard	0	0	0	0	0	0	0	0	0	0			0	0	0	0	0	0	0	0	0	0			
Total	0	0	0	0	0	1	0	0	0	0			0	0	0	0	0	0	0	0	0	0			

WEEK 3 RECAP - TEXANS 27, CHARGERS 20

The Los Angeles Chargers lost to the Houston Texans Sunday, 27-20, despite a monster game from Keenan Allen, who recorded two touchdowns and a career-high 183 yards receiving on thirteen receptions.

On the Texans' first drive of the afternoon, Desmond King recovered a fumble by Texans quarterback Deshaun Watson and ran it 13 yards to Houston's 15-yard line.

Three plays and 15 yards later, the Chargers scored the first points of the game on a 7-yard touchdown pass from Philip Rivers to Allen with 9:41 left in the first quarter.

On the Chargers' next possession, Long's 34-yard field goal extended the Bolts' lead to 10-0 with 10:36 remaining in the second quarter. The kick capped a 15-play, 72-yard drive that took 8:21 off the clock.

The Texans responded with a quick scoring drive, moving the ball 75 yards on five plays in 2:21. Watson's touchdown pass to Daniel Fells and the ensuing extra point cut the Chargers lead to 10-7 with 8:11 to go in the second quarter.

Then, in shotgun formation, Rivers found Allen who made a diving defender miss at the 8-yard line and ran the ball into the end zone for a 12-yard touchdown, the veteran receiver's second score of the game.

With time expiring in the half, Texans kicker Ka'imi Fairbairn's 56-yard field goal attempt missed wide right, keeping the score, 17-7, at the half.

Midway through the third quarter, Texans running back Carlos Hyde ran three yards for a touchdown on the play after a 30-yard pass from Watson to Will Fuller. The Fairbairn extra point trimmed the Houston deficit to 17-14.

The Chargers advanced to the Texans 29 on the ensuing drive before Houston recovered a Rivers fumble.

With 1:19 left in the third, Houston took its first lead of the game on a 15-yard pass from Watson to Jordan Akins, followed by a Fairbairn extra point. Watson completed 25 of 34 passes for 351 yards, three touchdowns and zero interceptions.

The next score of the game came at the 9:53 mark of the fourth quarter, with Watson escaping a sack and again finding Akins, who ran into the end zone for a 53-yard touchdown, extending the Texans lead to 27-17. Akins finished with 73 yards receiving and his first two career touchdowns.

On the next possession, Rivers efficiently led the Chargers down the field, highlighted by a 34-yard pass to Allen.

The six-play, 50-yard drive took just 2:26 and ended in a Long 43-yarder that put the Bolts within a touchdown, 27-20 with 7:19 left to play.

Rivers then led the Chargers to the Texans 24, but they could not convert on 4th and 14, ending their comeback effort.

	1	2	3	4	OT	Total
VISITOR:	0	7	14	6	0	27
HOME:	7	10	0	3	0	20

Scoring Plays

Team	Qtr	Time	Play Description (Extra Point) (Drive Info)	Visitor	Home
Chargers	1	9:41	K.Allen 7 yd. pass from P.Rivers (T.Long kick) (3-15, 1:28)	0	7
Chargers	2	10:32	T.Long 34 yd. Field Goal (15-72, 8:41)	0	10
Texans	2	8:11	D.Fells 16 yd. pass from D.Watson (K.Fairbairn kick) (5-75, 2:21)	7	10
Chargers	2	0:22	K.Allen 12 yd. pass from P.Rivers (T.Long kick) (8-89, 1:18)	7	17
Texans	3	7:31	C.Hyde 3 yd. run (K.Fairbairn kick) (8-55, 3:37)	14	17
Texans	3	1:19	J.Akins 15 yd. pass from D.Watson (K.Fairbairn kick) (6-73, 2:24)	21	17
Texans	4	9:40	J.Akins 53 yd. pass from D.Watson (kick failed, wr) (7-82, 3:48)	27	17
Chargers	4	7:14	T.Long 43 yd. Field Goal (6-50, 2:26)	27	20
Paid Attendance: 25,349				Time: 3:17	

Houston Texans vs Los Angeles Chargers
9/22/2019 at Dignity Health Sports Park

Final Team Statistics

	Visitor Texans	Home Chargers
TOTAL FIRST DOWNS	20	22
By Rushing	3	3
By Passing	15	17
By Penalty	2	2
THIRD DOWN EFFICIENCY	6-10-60%	5-15-33%
FOURTH DOWN EFFICIENCY	0-0-0%	2-3-67%
TOTAL NET YARDS	376	366
Total Offensive Plays (inc. times thrown passing)	55	69
Average gain per offensive play	6.8	5.3
NET YARDS RUSHING	39	73
Total Rushing Plays	19	18
Average gain per rushing play	2.1	4.1
Tackles for a loss-number and yards	2-4	3-9
NET YARDS PASSING	337	293
Times thrown - yards lost attempting to pass	2-14	5-25
Gross yards passing	351	318
PASS ATTEMPTS-COMPLETIONS-HAD INTERCEPTED	34-25-0	46-31-0
Avg gain per pass play (inc.# thrown passing)	9.4	5.7
KICKOFFS Number-In End Zone-Touchbacks	5-4-4	5-5-5
PUNTS Number and Average	4-45.0	4-48.3
Had Blocked	0	0
FGs - PATs Had Blocked	0-0	0-0
Net Punting Average	45.3	39.8
TOTAL RETURN YARDAGE (Not Including Kickoffs)	34	-1
No. and Yards Punt Returns	2-34	2-1
No. and Yards Kickoff Returns	0-0	1-23
No. and Yards Interception Returns	0-0	0-0
PENALTIES Number and Yards	6-65	7-69
FUMBLES Number and Lost	2-1	1-1
TOUCHDOWNS	4	2
Rushing	1	0
Passing	3	2
EXTRA POINTS Made-Attempts	3-4	2-2
Kicking Made-Attempts	3-4	2-2
FIELD GOALS Made-Attempts	0-1	2-2
RED ZONE EFFICIENCY	3-3-100%	2-3-67%
GOAL TO GO EFFICIENCY	1-1-100%	0-1-0%
SAFETIES	0	0
FINAL SCORE	27	20
TIME OF POSSESSION	28:12	31:48

Houston Texans vs Los Angeles Chargers
9/22/2019 at Dignity Health Sports Park

Final Individual Statistics

Houston Texans													Los Angeles Chargers												
RUSHING													RUSHING												
	ATT	YDS	AVG	LG	TD								ATT	YDS	AVG	LG	TD								
C.Hyde	10	19	1.9	10	1	A.Ekeler							9	36	4.0	11	0								
D.Watson	7	18	2.6	15	0	J.Jackson							5	26	5.2	10	0								
D.Johnson	2	2	1.0	1	0	P.Rivers							2	9	4.5	8	0								
						K.Allen							1	3	3.0	3	0								
						D.Watt							1	-1	-1.0	-1	0								
Total	19	39	2.1	15	1	Total							18	73	4.1	11	0								
PASSING													PASSING												
	ATT	CMP	YDS	SK/YD	TD	LG	IN	RT					ATT	CMP	YDS	SK/YD	TD	LG	IN	RT					
D.Watson	34	25	351	2/14	3	53	0	135.8	P.Rivers				46	31	318	5/25	2	34	0	101.5					
Total	34	25	351	2/14	3	53	0	135.8	Total				46	31	318	5/25	2	34	0	101.5					
PASS RECEIVING													PASS RECEIVING												
	TAR	REC	YDS	AVG	LG	TD							TAR	REC	YDS	AVG	LG	TD							
D.Hopkins	7	6	67	11.2	34	0	K.Allen						17	13	183	14.1	34	2							
W.Fuller	7	5	51	10.2	30	0	A.Ekeler						7	7	45	6.4	13	0							
D.Fells	6	5	49	9.8	16	1	J.Jackson						4	4	4	1.0	9	0							
K.Sills	6	4	89	22.3	38	0	M.Williams						7	3	45	15.0	20	0							
J.Akins	5	3	73	24.3	53	2	T.Benjamin						5	2	5	2.5	12	0							
D.Johnson	3	2	22	11.0	15	0	D.Inman						3	1	23	23.0	23	0							
							L.Kendricks						2	1	13	13.0	13	0							
							S.Culkin						1	0	0	0.0	0	0							
Total	34	25	351	14.0	53	3	Total						46	31	318	10.3	34	2							
INTERCEPTIONS													INTERCEPTIONS												
	NO	YDS	AVG	LG	TD								NO	YDS	AVG	LG	TD								
Total	0	0	0	0	0	Total							0	0	0	0	0	0							
PUNTING													PUNTING												
	NO	YDS	AVG	NET	TB	IN20	LG						NO	YDS	AVG	NET	TB	IN20	LG						
B.Anger	4	180	45.0	45.3	0	3	55	T.Long					4	193	48.3	39.8	0	2	60						
Total	4	180	45.0	45.3	0	3	55	Total					4	193	48.3	39.8	0	2	60						
PUNT RETURNS													PUNT RETURNS												
	NO	YDS	AVG	FC	LG	TD							NO	YDS	AVG	FC	LG	TD							
D.Carter	2	34	17.0	2	23	0	D.King						2	-1	-0.5	2	0	0							
Total	2	34	17.0	2	23	0	Total						2	-1	-0.5	2	0	0							
KICKOFF RETURNS													KICKOFF RETURNS												
	NO	YDS	AVG	FC	LG	TD							NO	YDS	AVG	FC	LG	TD							
[TOUCHBACK]	5	0	0.0	0	0	0	D.King						1	23	23.0	0	23	0							
							[TOUCHBACK]						4	0	0.0	0	0	0							
Total	0	0	0.0	0	0	0	Total						1	23	23.0	0	23	0							

Houston Texans

FUMBLES	FUM	LOST	OWN-REC	YDS	TD	FORCED	OPP-REC	YDS	TD	OUT-BDS
D.Watson	1	1	1	0	0	0	0	0	0	0
N.Martin	1	0	0	0	0	0	0	0	0	0
W.Marcilus	0	0	0	0	0	0	1	0	0	0
Z.Cunningham	0	0	0	0	0	0	1	0	0	0
Total	2	1	1	0	0	1	1	0	0	0

Los Angeles Chargers

FUMBLES	FUM	LOST	OWN-REC	YDS	TD	FORCED	OPP-REC	YDS	TD	OUT-BDS
P.Rivers	1	1	0	0	0	0	0	0	0	0
D.King	0	0	0	0	0	0	0	1	13	0
Total	1	1	0	0	0	0	1	13	0	0



WEEK 4 RECAP - CHARGERS 30, DOLPHINS 10

The Los Angeles Chargers defeated the Miami Dolphins, 30-10, at Hard Rock Stadium Sunday, thanks to two touchdowns and 310 yards passing from Philip Rivers on 24-of-30 and two touchdowns and 122 scrimmage yards for running back Austin Ekeler.

After allowing Dolphins quarterback Josh Rosen to complete 12 of 16 passes for 159 yards and a touchdown in the first half, the Bolts defense shut him down, giving up just 21 yards passing the rest of the way and intercepting the second-year signal caller.

On the first drive of the game, Rivers engineered a nine-play, 49-yard drive that culminated in a 44-yard field goal from punter Ty Long with 10:21 remaining in the first quarter. Long, handling kicking duties in place of the injured Michael Badgley for the fourth consecutive week, scored 12 points and was perfect on the day, drilling three field goals and three extra points.

On the ensuing Dolphins possession, Rosen completed all four of his passes for 75 yards passing, the last of which a 34-yard touchdown strike to wide receiver Devante Parker at the 6:32 mark in the first quarter. After the extra point by Jason Sanders, the Dolphins took their first lead of the season, 7-3.

The Chargers stormed back with a side-armed touchdown pass from Rivers to running back Troymaine Pope with 2:45 left in the first quarter, the first score and second catch of Pope's NFL career.

The Dolphins responded with a 12-play, 67-yard drive that resulted in a 30-yard Sanders field goal, tying the game at 10 with 11:15 remaining in the second quarter.

On the next Bolts drive, Rivers found Ekeler for an 18-yard touchdown pass with 50 seconds remaining in the half. Ekeler caught the ball near the left sideline and ran it about 15 yards into the end zone.

On third and four on the Dolphins' first drive of the second half, veteran linebacker Thomas Davis, in his 15th NFL season, and rookie defensive tackle Jerry Tilley collaborated to sack Rosen, resulting in a Dolphins punt. It was Tilley's first career regular season half sack in the NFL after he recorded eight in his final year at Notre Dame and one during the Chargers preseason.

The next Chargers possession, a 16-play, 66-yard drive, took 10:33 off the clock and culminated in a successful 45-yarder by Long, extending the L.A. lead to 20-10 with 1:33 to play in the third quarter.

On the next Miami drive, cornerback Michael Davis managed to stay inbounds to secure his first career NFL interception after missing the past two weeks due to injury.

This led to a 51-yard field goal by Long with 7:32 remaining in the game, lengthening the Chargers lead to 30-10.

VISITOR: Los Angeles Chargers
HOME: Miami Dolphins

10	7	3	10	0	30
7	3	0	0	0	10

Scoring Plays

Team	Qtr	Time	Play Description (Extra Point) (Drive Info)	Visitor	Home
Chargers	1	10:12	T.Long 44 yd. Field Goal (9-49, 4:48)	3	0
Dolphins	1	6:32	D.Parker 34 yd. pass from J.Rosen (J.Sanders kick) (6-75, 3:40)	3	7
Chargers	1	2:45	T.Pope 13 yd. pass from P.Rivers (T.Long kick) (7-75, 3:47)	10	7
Dolphins	2	11:10	J.Sanders 30 yd. Field Goal (12-67, 6:35)	10	10
Chargers	2	0:43	A.Ekeler 18 yd. pass from P.Rivers (T.Long kick) (8-60, 2:51)	17	10
Chargers	3	1:22	T.Long 45 yd. Field Goal (16-66, 10:33)	20	10
Chargers	4	11:20	A.Ekeler 1 yd. run (T.Long kick) (7-56, 3:29)	27	10
Chargers	4	7:21	T.Long 51 yd. Field Goal (6-15, 3:07)	30	10

Paid Attendance: 64,278

Time: 2:52

Los Angeles Chargers vs Miami Dolphins
9/29/2019 at Hard Rock Stadium

Final Team Statistics

	Visitor Chargers	Home Dolphins
TOTAL FIRST DOWNS	24	13
By Rushing	6	3
By Passing	16	8
By Penalty	2	2
THIRD DOWN EFFICIENCY	8-13-62%	5-10-50%
FOURTH DOWN EFFICIENCY	0-1-0%	0-1-0%
TOTAL NET YARDS	390	233
Total Offensive Plays (inc. times thrown passing)	65	47
Average gain per offensive play	6.0	5.0
NET YARDS RUSHING	79	72
Total Rushing Plays	33	18
Average gain per rushing play	2.4	4.0
Tackles for a loss-number and yards	3-6	3-6
NET YARDS PASSING	311	161
Times thrown - yards lost attempting to pass	1-6	5-19
Gross yards passing	317	180
PASS ATTEMPTS-COMPLETIONS-HAD INTERCEPTED	31-25-0	24-17-1
Avg gain per pass play (inc.# thrown passing)	9.7	5.6
KICKOFFS Number-In End Zone-Touchbacks	7-7-2	3-2-2
PUNTS Number and Average	0-0-0	2-51.5
Had Blocked	0	0
FGs - PATs Had Blocked	0-0	0-0
Net Punting Average	0.0	51.0
TOTAL RETURN YARDAGE (Not Including Kickoffs)	1	0
No. and Yards Punt Returns	1-1	0-0
No. and Yards Kickoff Returns	1-12	5-112
No. and Yards Interception Returns	1-0	0-0
PENALTIES Number and Yards	10-89	5-53
FUMBLES Number and Lost	1-0	3-0
TOUCHDOWNS	3	1
Rushing	1	0
Passing	2	1
EXTRA POINTS Made-Attempts	3-3	1-1
Kicking Made-Attempts	3-3	1-1
FIELD GOALS Made-Attempts	3-3	1-3
RED ZONE EFFICIENCY	3-4-75%	0-1-0%
GOAL TO GO EFFICIENCY	1-1-100%	0-1-0%
SAFETIES	0	0
FINAL SCORE	30	10
TIME OF POSSESSION	37:36	22:24

Los Angeles Chargers vs Miami Dolphins
9/29/2019 at Hard Rock Stadium

Final Individual Statistics

Los Angeles Chargers													Miami Dolphins												
RUSHING													RUSHING												
	ATT	YDS	AVG	LG	TD									ATT	YDS	AVG	LG	TD							
A.Ekeler	18	60	3.3	9	1								K.Drake	9	44	4.9	10	0							
T.Pope	10	20	2.0	8	0								M.Walton	6	23	3.8	11	0							
P.Rivers	1	0	0.0	0	0								K.Ballage	2	7	3.5	6	0							
T.Taylor	4	-1	-0.3	2	0								J.Grant	1	-2	-2.0	-2	0							
Total	33	79	2.4	9	1								Total	18	72	4.0	11	0							
PASSING													PASSING												
	ATT	CMP	YDS	SK/YD	TD	LG	IN	RT						ATT	CMP	YDS	SK/YD	TD	LG	IN	RT				
P.Rivers	30	24	310	1/6	2	25	0	131.9					J.Rosen	24	17	180	4/18	1	34	1	88.9				
T.Taylor	1	1	7	0/0	0	7	0	95.8					P.Williams	0	0	0	1/1	0	0	0	0.0				
Total	31	25	317	1/6	2	25	0	130.8					Total	24	17	180	5/19	1	34	1	88.9				
PASS RECEIVING													PASS RECEIVING												
	TAR	REC	YDS	AVG	LG	TD								TAR	REC	YDS	AVG	LG	TD						
D.Inman	7	5	76	15.2	25	0							D.Parker	4	4	70	17.5	34	1						
A.Ekeler	5	5	62	12.4	18	1							P.Williams	7	4	46	11.5	25	0						
K.Allen	6	5	48	9.6	20	0							K.Drake	5	3	29	9.7	19	0						
L.Kendricks	3	2	37	18.5	24	0							M.Walton	2	2	11	5.5	7	0						
G.Davis	2	2	25	12.5	19	0							I.Ford	3	2	9	4.5	7	0						
A.Patton	4	2	22	11.0	15	0							N.O'Leary	1	1	9	9.0	9	0						
T.Pope	2	2	14	7.0	13	1							J.Grant	1	1	6	6.0	6	0						
D.Watt	1	1	21	21.0	21	0							K.Ballage	1	0	0	0.0	0	0						
S.Culkin	1	1	12	12.0	12	0							Total	24	17	180	10.6	34	1						
Total	31	25	317	12.7	25	2							Total	24	17	180	10.6	34	1						
INTERCEPTIONS													INTERCEPTIONS												
	NO	YDS	AVG	LG	TD									NO	YDS	AVG	LG	TD							
M.Davis	1	0	0.0	0	0																				
Total	1	0	0.0	0	0								Total	0	0	0.0	0	0							
PUNTING													PUNTING												
	NO	YDS	AVG	NET	TB	IN20	LG							NO	YDS	AVG	NET	TB	IN20	LG					
													M.Haack	2	103	51.5	51.0	0	1	57					
Total	0	0	0	0	0	0	0						Total	2	103	51.5	51.0	0	1	57					
PUNT RETURNS													PUNT RETURNS												
	NO	YDS	AVG	FC	LG	TD								NO	YDS	AVG	FC	LG	TD						
D.King	1	1	1.0	0	1	0																			
[DOWNED]	1	0	0.0	0	0	0																			
Total	1	1	1.0	0	1	0							Total	0	0	0.0	0	0	0						
KICKOFF RETURNS													KICKOFF RETURNS												
	NO	YDS	AVG	FC	LG	TD								NO	YDS	AVG	FC	LG	TD						
D.King	1	12	12.0	0	12	0							J.Grant	5	112	22.4	0	29	0						
[TOUCHBACK]	2	0	0.0	0	0	0							[TOUCHBACK]	2	0	0.0	0	0	0						
Total	1	12	12.0	0	12	0							Total	5	112	22.4	0	29	0						

Los Angeles Chargers

FUMBLES	FUM	LOST	OWN-REC	YDS	TD	FORCED	OPP-REC	YDS	TD	OUT-BDS
P.Rivers	1	0	0	-1	0	0	0	0	0	0
D.Feeney	0	0	1	0	0	0	0	0	0	0
J.Jones	0	0	0	0	0	1	0	0	0	0
D.King	0	0	0	0	0	1	0	0	0	0
Total	1	0	1	-1	0	2	0	0	0	0

Miami Dolphins

FUMBLES	FUM	LOST	OWN-REC	YDS	TD	FORCED	OPP-REC	YDS	TD	OUT-BDS
K.Drake	1	0	0	0	0	0	0	0	0	0
J.Rosen	1	0	0	0	0	0	0	0	0	0
P.Williams	1	0	0	0	0	0	0	0	0	1
E.Boehm	0	0	2	0	0	0	0	0	0	0
Total	3	0	2	0	0	0	0	0	0	1



WEEK 5 RECAP - BRONCOS 20, CHARGERS 13

The Los Angeles Chargers' comeback attempt against the Denver Broncos fell short, as L.A. lost, 20-13, in its first divisional game of the season. The Bolts scored 10 unanswered points to come within a touchdown, but it wasn't enough to overcome the Broncos' early 17-point advantage.

On their first drive of the game, the Broncos took a 7-0 lead after a 4-yard touchdown run by running back Phillip Lindsay and an extra point by Brandon McManus. Lindsay rushed for 114 yards on 15 carries in the game, also recording 33 yards receiving. The opening drive totaled 75 yards on seven plays and took just 3:54 to complete.

After the Chargers failed to score on their opening possession, the Broncos scored their second touchdown on as many drives, courtesy of a 70-yard pass from quarterback Joe Flacco to wide receiver Courtland Sutton, who finished with 92 yards receiving on four catches. After the successful extra point, Denver led 14-0 with 4:58 to play in the first quarter.

On the ensuing Broncos possession, McManus was accurate on a 40-yard field goal, increasing the Denver advantage to 17-0 with 5:22 remaining in the first half. The field goal capped an eight-play, 40-yard drive.

After the Bolts went three-and-out to start the second half, they forced the Broncos to punt for the first time of the afternoon.

On the next Denver possession, the Chargers forced a three-and-out for the first time in the game, with the play of the drive being a sack by first-round pick defensive tackle Jerry Tillery on second down.

With 3:44 left in the third quarter, Chargers linebacker Kyzir White intercepted Flacco at Denver's 7-yard line.

The Chargers forced a three-and-out for a second consecutive defensive stand. On fourth down, defensive back Desmond King returned the punt 68 yards into the end zone to put the Bolts on the board.

On the following Broncos drive, a third-down sack by defensive end Joey Bosa set up a 54-yard field goal by McManus, which hooked wide left, keeping the score 17-7 in favor of Denver.

The Chargers then marched down the field in just 2:08, with their four-play, 29-yard drive culminating in a successful 45-yard field goal by McLaughlin, the first made field goal of his NFL career. This cut the Bolts deficit to a single score at 17-10, with 6:52 remaining on the game clock.

The Bolts then marched down the field for a successful 32-yard kick by McLaughlin with 15 seconds left, but Los Angeles failed to recover the onside kick, ending the Chargers' comeback hopes.

	1	2	3	4	OT	Total
VISITOR:	14	3	0	3	0	20
HOME:	0	0	7	6	0	13

Scoring Plays

Team	Qtr	Time	Play Description (Extra Point) (Drive Info)	Visitor	Home
Broncos	1	11:06	P.Lindsay 4 yd. run (B.McManus kick) (7-75, 3:54)	7	0
Broncos	1	4:58	C.Sutton 70 yd. pass from J.Flacco (B.McManus kick) (5-81, 2:17)	14	0
Broncos	2	5:17	B.McManus 40 yd. Field Goal (8-40, 3:27)	17	0
Chargers	3	0:31	D.King 68 yd. punt return (C.McLaughlin kick)	17	7
Chargers	4	6:47	C.McLaughlin 45 yd. Field Goal (4-29, 2:08)	17	10
Broncos	4	1:55	B.McManus 46 yd. Field Goal (5-41, 1:25)	20	10
Chargers	4	0:10	C.McLaughlin 32 yd. Field Goal (8-61, 1:45)	20	13
Paid Attendance: 25,357				Time: 3:03	

Denver Broncos vs Los Angeles Chargers
10/6/2019 at Dignity Health Sports Park

Final Team Statistics

	Visitor Broncos	Home Chargers
TOTAL FIRST DOWNS	15	19
By Rushing	8	0
By Passing	6	14
By Penalty	1	5
THIRD DOWN EFFICIENCY	3-11-27%	4-13-31%
FOURTH DOWN EFFICIENCY	0-0-0%	0-1-0%
TOTAL NET YARDS	350	246
Total Offensive Plays (inc. times thrown passing)	55	64
Average gain per offensive play	6.4	3.8
NET YARDS RUSHING	191	35
Total Rushing Plays	32	16
Average gain per rushing play	6.0	2.2
Tackles for a loss-number and yards	2-5	1-3
NET YARDS PASSING	159	211
Times thrown - yards lost attempting to pass	3-23	0-0
Gross yards passing	182	211
PASS ATTEMPTS-COMPLETIONS-HAD INTERCEPTED	20-14-1	48-32-2
Avg gain per pass play (inc. # thrown passing)	6.9	4.4
KICKOFFS Number-In End Zone-Touchbacks	5-4-2	4-3-3
PUNTS Number and Average	4-46.0	5-46.4
Had Blocked	0	0
FGs - PATs Had Blocked	0-0	1-0
Net Punting Average	23.8	42.0
TOTAL RETURN YARDAGE (Not Including Kickoffs)	39	69
No. and Yards Punt Returns	4-22	2-69
No. and Yards Kickoff Returns	0-0	3-65
No. and Yards Interception Returns	2-17	1-0
PENALTIES Number and Yards	12-122	4-43
FUMBLES Number and Lost	3-1	1-1
TOUCHDOWNS	2	1
Rushing	1	0
Passing	1	0
Punt Returns	0	1
EXTRA POINTS Made-Attempts	2-2	1-1
Kicking Made-Attempts	2-2	1-1
FIELD GOALS Made-Attempts	2-3	2-3
RED ZONE EFFICIENCY	1-2-50%	0-4-0%
GOAL TO GO EFFICIENCY	1-1-100%	0-2-0%
SAFETIES	0	0
FINAL SCORE	20	13
TIME OF POSSESSION	29:36	30:24

Denver Broncos vs Los Angeles Chargers
10/6/2019 at Dignity Health Sports Park

Final Individual Statistics

Denver Broncos													Los Angeles Chargers												
RUSHING													RUSHING												
	ATT	YDS	AVG	LG	TD								ATT	YDS	AVG	LG	TD								
P.Lindsay	15	114	7.6	32	1	M.Gordon	12	31	2.6	7	0														
R.Freeman	13	61	4.7	11	0	A.Ekeler	3	7	2.3	4	0														
D.Spencer	1	9	9.0	9	0	P.Rivers	1	-3	-3.0	-3	0														
J.Flacco	3	7	2.3	6	0																				
Total	32	191	6.0	32	1	Total							16	35	2.2	7	0								
PASSING													PASSING												
	ATT	CMP	YDS	SK/YD	TD	LG	IN	RT					ATT	CMP	YDS	SK/YD	TD	LG	IN	RT					
J.Flacco	20	14	182	3/23	1	70	1	94.2	P.Rivers	48	32	211	0/0	0	20	2	58.6								
Total	20	14	182	3/23	1	70	1	94.2	Total	48	32	211	0/0	0	20	2	58.6								
PASS RECEIVING													PASS RECEIVING												
	TAR	REC	YDS	AVG	LG	TD							TAR	REC	YDS	AVG	LG	TD							
C.Sutton	7	4	92	23.0	70	1	A.Ekeler	16	15	86	5.7	17	0												
P.Lindsay	4	4	33	8.3	13	0	M.Williams	13	6	74	12.3	20	0												
R.Freeman	2	2	6	3.0	6	0	K.Allen	6	4	18	4.5	10	0												
J.Heurman	3	1	26	26.0	26	0	M.Gordon	6	4	7	1.8	5	0												
A.Beck	1	1	10	10.0	10	0	T.Benjamin	2	1	13	13.0	13	0												
E.Sanders	1	1	9	9.0	9	0	D.Watt	1	1	8	8.0	8	0												
N.Fant	1	1	6	6.0	6	0	V.Green	1	1	5	5.0	5	0												
							L.Kendricks	1	0	0	0.0	0	0												
Total	19	14	182	13.0	70	1	Total	46	32	211	6.6	20	0												
INTERCEPTIONS													INTERCEPTIONS												
	NO	YDS	AVG	LG	TD								NO	YDS	AVG	LG	TD								
J.Simmons	1	17	17.0	17	0	K.White	1	0	0.0	0	0														
A.Johnson	1	0	0.0	0	0																				
Total	2	17	8.5	17	0	Total							1	0	0.0	0	0								
PUNTING													PUNTING												
	NO	YDS	AVG	NET	TB	IN20	LG						NO	YDS	AVG	NET	TB	IN20	LG						
C.Wadman	4	184	46.0	23.8	1	0	51	T.Long	5	232	46.4	42.0	0	3	58										
Total	4	184	46.0	23.8	1	0	51	Total	5	232	46.4	42.0	0	3	58										
PUNT RETURNS													PUNT RETURNS												
	NO	YDS	AVG	FC	LG	TD							NO	YDS	AVG	FC	LG	TD							
D.Spencer	4	22	5.5	1	12	0	D.King	2	69	34.5	0	68	1												
							[OUT OF BOUNDS]	1	0	0.0	0	0	0												
							[TOUCHBACK]	1	0	0.0	0	0	0												
Total	4	22	5.5	1	12	0	Total	2	69	34.5	0	68	1												
KICKOFF RETURNS													KICKOFF RETURNS												
	NO	YDS	AVG	FC	LG	TD							NO	YDS	AVG	FC	LG	TD							
[TOUCHBACK]	3	0	0.0	0	0	0	T.Pope	3	65	21.7	0	24	0												
Total	0	0	0.0	0	0	0	Total	2	0	0.0	0	0	0												
Denver Broncos FUMBLES													Los Angeles Chargers FUMBLES												
	FUM	LOST	OWN-REC	YDS	TD	FORCED	OPP-REC	YDS	TD	OUT-BDS			FUM	LOST	OWN-REC	YDS	TD	FORCED	OPP-REC	YDS	TD	OUT-BDS			
J.Flacco	2	1		1	0	0	0	0	0	0			1	1		0	0	0	0	0	0	0	1		
J.Simmons	1	0		0	0	0	0	0	0	0			0	0		0	0	0	1	0	0	0	0		
D.Dawson	0	0		0	0	0	0	0	0	0			0	0		0	0	0	1	0	0	0	0		
K.Jackson	0	0		0	0	0	1	0	0	0			0	0		0	0	0	1	0	0	0	0		
Total	3	1		2	0	0	1	0	0	0			1	1		0	0	0	2	1	0	0	1		



WEEK 6 RECAP - STEELERS 24, CHARGERS 17

The Los Angeles Chargers lost to the Pittsburgh Steelers by just a touchdown, 24-17, on Sunday night at home, despite scoring the final 17 points of the game.

On the first play of the game, Philip Rivers found Hunter Henry for a 19-yard reception, the tight end's first catch since injuring his knee in a Week 1 victory over the Colts. Henry caught eight passes on nine targets for 100 yards receiving and two touchdowns on the night.

The pass also marked Rivers' 4,652nd completion, moving the veteran past injured Steelers quarterback Ben Roethlisberger for sole possession of seventh place in all-time completions. The drive ended in a punt, however.

On the ensuing Bolts drive, Rivers fumbled on an attempted backward pass that Steelers linebacker Devin Bush recovered and ran nine yards for a touchdown. After an extra point, the Steelers led 7-0 with 11:01 remaining in the first quarter.

The next Chargers possession was interrupted by a Bush interception on a deflected pass. Seven plays and 40 yards later, the Steelers scored a touchdown on a 12-yard run by running back James Conner. The extra point increased Pittsburgh's advantage to 14-0 with 4:29 to play in the first.

The Steelers put together a 14-play, 86-yard drive on their next drive, which culminated in a 26-yard touchdown pass from Devlin Hodges to James Conner. Chris Boswell's extra

point extended the Pittsburgh lead to 21-0 with 6:34 left in the first half.

The Bolts responded with a long drive of their own that featured two consecutive receptions by Mike Williams that went for first downs.

On the first drive of the second half, the Steelers had first and goal on the Chargers' 2-yard line, but L.A. made a strong goal-line stand, limiting Pittsburgh to a 20-yard Boswell field goal. The possession took 6:48 off the clock and brought the score to 24-0 with 8:12 remaining in the third quarter.

Los Angeles got on the board with a 38-yard field goal by McLaughlin with 14:04 to play in the game. The kick concluded an 11-play, 71-yard drive.

On the next possession, Rayshawn Jenkins picked off Hodges for the Miami product's second interception of the season. After intercepting the pass, Jenkins ran the ball eight yards to the Chargers' 30-yard line.

Rivers then engineered an efficient 10-play, 70-yard drive that took just 3:23 and resulted in a 5-yard Hunter Henry touchdown reception.

The Chargers marched down and compiled another efficient scoring drive, advancing 79 yards on eight plays in 2:24. The culminating play was a 10-yard pass from Rivers to Henry for the tight end's second touchdown of the game with 1:29 left to play.

	1	2	3	4	OT	Total
VISITOR:	14	7	3	0	0	24
HOME:	0	0	0	17	0	17

Scoring Plays

Team	Qtr	Time	Play Description (Extra Point) (Drive Info)	Visitor	Home
Steelers	1	10:51	D.Bush 9 yd. fumble return (C.Boswell kick)	7	0
Steelers	1	4:29	J.Conner 12 yd. run (C.Boswell kick) (7-40, 4:23)	14	0
Steelers	2	6:34	J.Conner 26 yd. pass from D.Hodges (C.Boswell kick) (14-86, 9:09)	21	0
Steelers	3	8:12	C.Boswell 20 yd. Field Goal (13-73, 6:48)	24	0
Chargers	4	14:00	C.McLaughlin 38 yd. Field Goal (11-71, 3:59)	24	3
Chargers	4	7:13	H.Henry 5 yd. pass from P.Rivers (C.McLaughlin kick) (10-70, 3:23)	24	10
Chargers	4	1:29	H.Henry 11 yd. pass from P.Rivers (C.McLaughlin kick) (8-79, 2:24)	24	17
Paid Attendance: 25,425				Time: 2:55	

Pittsburgh Steelers vs Los Angeles Chargers
10/13/2019 at Dignity Health Sports Park

Final Team Statistics

	Visitor Steelers	Home Chargers
TOTAL FIRST DOWNS	18	23
By Rushing	9	2
By Passing	7	18
By Penalty	2	3
THIRD DOWN EFFICIENCY	8-13-62%	7-12-58%
FOURTH DOWN EFFICIENCY	0-0-0%	0-0-0%
TOTAL NET YARDS	256	348
Total Offensive Plays (inc. times thrown passing)	56	59
Average gain per offensive play	4.6	5.9
NET YARDS RUSHING	124	32
Total Rushing Plays	36	14
Average gain per rushing play	3.4	2.3
Tackles for a loss-number and yards	2-2	3-5
NET YARDS PASSING	132	316
Times thrown - yards lost attempting to pass	0-0	1-4
Gross yards passing	132	320
PASS ATTEMPTS-COMPLETIONS-HAD INTERCEPTED	20-15-1	44-26-2
Avg gain per pass play (inc. # thrown passing)	6.6	7.0
KICKOFFS Number-In End Zone-Touchbacks	5-2-1	4-2-2
PUNTS Number and Average	4-46.3	3-42.7
Had Blocked	0	0
FGs - PATs Had Blocked	0-0	0-0
Net Punting Average	44.5	38.0
TOTAL RETURN YARDAGE (Not Including Kickoffs)	46	15
No. and Yards Punt Returns	2-14	1-7
No. and Yards Kickoff Returns	1-9	4-97
No. and Yards Interception Returns	2-32	1-8
PENALTIES Number and Yards	6-45	8-74
FUMBLES Number and Lost	1-0	1-1
TOUCHDOWNS	3	2
Rushing	1	0
Passing	1	2
Fumbles	1	0
EXTRA POINTS Made-Attempts	3-3	2-2
Kicking Made-Attempts	3-3	2-2
FIELD GOALS Made-Attempts	1-1	1-2
RED ZONE EFFICIENCY	1-3-33%	2-3-67%
GOAL TO GO EFFICIENCY	0-2-0%	1-1-100%
SAFETIES	0	0
FINAL SCORE	24	17
TIME OF POSSESSION	34:05	25:55

Pittsburgh Steelers vs Los Angeles Chargers
10/13/2019 at Dignity Health Sports Park

Final Individual Statistics

Pittsburgh Steelers											Los Angeles Chargers													
RUSHING											RUSHING													
B.Snell	17	75	4.4	20	0	M.Gordon	8	18	2.3	7	0													
J.Conner	16	41	2.6	12	1	A.Ekeler	5	14	2.8	11	0													
D.Hodges	3	8	2.7	7	0	P.Rivers	1	0	0.0	0	0													
Total	36	124	3.4	20	1	Total	14	32	2.3	11	0													
PASSING											PASSING													
D.Hodges	20	15	132	0/0	1	26	1	87.9	P.Rivers	44	26	320	1/4	2	32	2	77.8							
Total	20	15	132	0/0	1	26	1	87.9	Total	44	26	320	1/4	2	32	2	77.8							
PASS RECEIVING											PASS RECEIVING													
J.Conner	7	7	78	11.1	26	1	H.Henry	9	8	100	12.5	21	2											
D.Johnson	2	2	14	7.0	7	0	M.Williams	10	5	72	14.4	20	0											
B.Snell	1	1	14	14.0	14	0	M.Gordon	4	3	30	10.0	14	0											
D.Moncrief	2	1	11	11.0	11	0	A.Ekeler	4	3	14	4.7	11	0											
J.Smith-Schuster	4	1	7	7.0	7	0	J.Moore	2	2	43	21.5	32	0											
V.McDonald	1	1	5	5.0	5	0	K.Allen	6	2	33	16.5	19	0											
N.Vannett	1	1	5	5.0	5	0	V.Green	2	1	15	15.0	15	0											
R.Switzer	1	1	-2	-2.0	-2	0	G.Davis	1	1	13	13.0	13	0											
J.Holton	1	0	0	0.0	0	0	T.Benjamin	4	1	0	0.0	0	0											
Total	20	15	132	8.8	26	1	Total	42	26	320	12.3	32	2											
INTERCEPTIONS											INTERCEPTIONS													
C.Sutton	1	26	26.0	26	0	R.Jenkins	1	8	8.0	8	0													
D.Bush	1	6	6.0	6	0																			
Total	2	32	16.0	26	0	Total	1	8	8.0	8	0													
PUNTING											PUNTING													
J.Berry	4	185	46.3	44.5	0	2	59	T.Long	3	128	42.7	38.0	0	1	44									
Total	4	185	46.3	44.5	0	2	59	Total	3	128	42.7	38.0	0	1	44									
PUNT RETURNS											PUNT RETURNS													
R.Switzer	2	14	7.0	1	9	0	D.King	1	7	7.0	2	7	0											
							[DOWNED]	1	0	0.0	0	0	0											
Total	2	14	7.0	1	9	0	Total	1	7	7.0	2	7	0											
KICKOFF RETURNS											KICKOFF RETURNS													
R.Switzer	1	9	9.0	0	9	0	D.King	2	49	24.5	0	26	0											
[TOUCHBACK]	2	0	0.0	0	0	0	T.Pope	2	48	24.0	0	29	0											
							[TOUCHBACK]	1	0	0.0	0	0	0											
Total	1	9	9.0	0	9	0	Total	4	97	24.3	0	29	0											
Pittsburgh Steelers FUMBLES											Los Angeles Chargers FUMBLES													
M.Pouncey	1	0	0	0	0	0	0	0	0	0				1	1	0	-12	0	0	0	0	0	0	
D.Hodges	0	0	1	0	0	0	0	0	0	0	0	0	0											
D.Bush	0	0	0	0	0	0	0	0	1	9	1	0	0											
Total	1	0	1	0	0	0	0	0	1	9	1	0	0											
Los Angeles Chargers FUMBLES											Pittsburgh Steelers FUMBLES													
P.Rivers	1	1	0	-12	0	0	0	0	0	0	0	0	0											
Total	1	1	0	-12	0	0	0	0	0	0	0	0	0											



WEEK 7 RECAP - TITANS 23, CHARGERS 20

The Los Angeles Chargers fell to the Tennessee Titans, 23-20, Sunday, despite having two opportunities for a go-ahead touchdown on the Titans' 1-yard line in the final minute.

Tennessee kicker Cody Parkey attempted his first field goal as a Titan, hitting a 45-yarder with 6:06 to play in the first quarter. The drive spanned nine plays and 42 yards and gave Tennessee a 3-0 advantage.

On the ensuing Chargers drive, four plays later, kicker Chase McLaughlin's 29-yard field goal evened the score, 3-3, with two seconds left in the opening quarter.

The Chargers then put together a 94-yard drive ending with a 1-yard touchdown pass to the left from Rivers to a wide-open Melvin Gordon.

The Titans then responded with an efficient eight-play, 86-yard scoring drive that culminated in an 8-yard bullet-pass touchdown from Tannehill to wide receiver Corey Davis. Parkey's extra point knotted the game at 10 apiece with 26 seconds to go in the half.

The Titans took the lead on their next possession, a 14-play, 85-yard drive that spanned 7:09 and ended in a 5-yard touchdown pass from Tannehill to wide receiver Tajae Sharpe in the back of the end zone. After Parker dinked the extra point off of the right upright, Tennessee held a 16-10 advantage over Los Angeles with 13:11 to play in the contest.

The Bolts responded with a career-long 50-yard field goal by McLaughlin with 10:59 on the game clock.

The Titans then put together a seven-play, 75-yard drive, culminating in an 11-yard Derrick Henry touchdown run to the left with 6:39 remaining in the game. Parkey's successful extra point extended the Tennessee lead to 23-13. To go with his touchdown, Henry ran for 90 yards on 22 carries Sunday.

Just five plays later, Austin Ekeler, lined up out-wide to the right, stutter-stepped and beat his defender for a 41-yard touchdown reception on a perfect pass from Rivers.

On fourth and inches near midfield, the Titans went for it on a Tannehill sneak and failed to convert.

With 2:39 left in the game and trailing by a field goal, the Bolts took over possession.

On a third and four, Rivers found Williams for a first-down conversion that put the Chargers into field-goal range.

On the next play, the Bolts quarterback hit Ekeler for 19 yards to move the ball to the Titans' 16-yard line.

Rivers connected with Ekeler, who was tackled a half-yard shy of the end zone. After a false start, Gordon was initially ruled to have scored a touchdown, but the call was overturned.

Gordon then fumbled to end the Bolts' hopes of a victory.

	1	2	3	4	OT	Total
VISITOR:	3	7	0	10	0	20
HOME:	3	7	0	13	0	23

Scoring Plays

Team	Qtr	Time	Play Description (Extra Point) (Drive Info)	Visitor	Home
Titans	1	6:02	C.Parkey 45 yd. Field Goal (9-42, 4:54)	0	3
Chargers	1	0:02	C.McLaughlin 29 yd. Field Goal (12-64, 6:00)	3	3
Chargers	2	3:38	M.Gordon 1 yd. pass from P.Rivers (C.McLaughlin kick) (14-94, 7:37)	10	3
Titans	2	0:23	C.Davis 8 yd. pass from R.Tannehill (C.Parkey kick) (8-86, 3:15)	10	10
Titans	4	13:11	T.Sharpe 5 yd. pass from R.Tannehill (kick failed, hru) (14-85, 7:09)	10	16
Chargers	4	10:55	C.McLaughlin 50 yd. Field Goal (6-43, 2:16)	13	16
Titans	4	6:39	D.Henry 11 yd. run (C.Parkey kick) (7-75, 4:16)	13	23
Chargers	4	5:09	A.Ekeler 41 yd. pass from P.Rivers (C.McLaughlin kick) (4-75, 1:30)	20	23
Paid Attendance: 62,431				Time: 3:10	

Los Angeles Chargers vs Tennessee Titans
10/20/2019 at Nissan Stadium

Final Team Statistics

	Visitor Chargers	Home Titans
TOTAL FIRST DOWNS	24	22
By Rushing	2	5
By Passing	19	17
By Penalty	3	0
THIRD DOWN EFFICIENCY	6-11-55%	6-11-55%
FOURTH DOWN EFFICIENCY	0-1-0%	1-2-50%
TOTAL NET YARDS	365	403
Total Offensive Plays (inc. times thrown passing)	60	61
Average gain per offensive play	6.1	6.6
NET YARDS RUSHING	39	97
Total Rushing Plays	21	29
Average gain per rushing play	1.9	3.3
Tackles for a loss-number and yards	2-3	3-4
NET YARDS PASSING	326	306
Times thrown - yards lost attempting to pass	1-3	2-17
Gross yards passing	329	323
PASS ATTEMPTS-COMPLETIONS-HAD INTERCEPTED	38-24-0	30-24-1
Avg gain per pass play (inc.# thrown passing)	8.4	9.6
KICKOFFS Number-In End Zone-Touchbacks	5-5-2	5-4-4
PUNTS Number and Average	2-46.5	2-42.0
Had Blocked	0	0
FGs - PATs Had Blocked	0-0	0-0
Net Punting Average	39.5	42.0
TOTAL RETURN YARDAGE (Not Including Kickoffs)	3	14
No. and Yards Punt Returns	0-0	1-14
No. and Yards Kickoff Returns	1-8	3-69
No. and Yards Interception Returns	1-3	0-0
PENALTIES Number and Yards	4-29	7-54
FUMBLES Number and Lost	2-1	2-0
TOUCHDOWNS	2	3
Rushing	0	1
Passing	2	2
EXTRA POINTS Made-Attempts	2-2	2-3
Kicking Made-Attempts	2-2	2-3
FIELD GOALS Made-Attempts	2-2	1-1
RED ZONE EFFICIENCY	1-3-33%	3-3-100%
GOAL TO GO EFFICIENCY	1-2-50%	2-2-100%
SAFETIES	0	0
FINAL SCORE	20	23
TIME OF POSSESSION	27:45	32:15

Los Angeles Chargers vs Tennessee Titans
10/20/2019 at Nissan Stadium

Final Individual Statistics

Los Angeles Chargers													Tennessee Titans												
RUSHING													RUSHING												
	ATT	YDS	AVG	LG	TD								ATT	YDS	AVG	LG	TD								
M.Gordon	16	32	2.0	6	0	D.Henry	22	90	4.1	12	1														
A.Ekeler	5	7	1.4	3	0	R.Tannehill	5	7	1.4	6	0														
						D.Lewis	1	2	2.0	2	0														
						A.Brown	1	-2	-2.0	-2	0														
Total	21	39	1.9	6	0	Total	29	97	3.3	12	1														
PASSING													PASSING												
	ATT	CMP	YDS	SK/YD	TD	LG	IN	RT					ATT	CMP	YDS	SK/YD	TD	LG	IN	RT					
P.Rivers	38	24	329	1/3	2	41	0	108.3	R.Tannehill	29	23	312	2/17	2	38	1	120.1								
									B.Kern	1	1	11	0/0	0	11	0	112.5								
Total	38	24	329	1/3	2	41	0	108.3	Total	30	24	323	2/17	2	38	1	119.9								
PASS RECEIVING													PASS RECEIVING												
	TAR	REC	YDS	AVG	LG	TD							TAR	REC	YDS	AVG	LG	TD							
A.Ekeler	8	7	118	16.9	41	1	C.Davis	7	6	80	13.3	38	1												
H.Henry	8	6	97	16.2	23	0	A.Brown	8	6	64	10.7	16	0												
K.Allen	11	4	61	15.3	17	0	A.Humphries	4	4	40	10.0	14	0												
M.Williams	6	4	47	11.8	21	0	J.Smith	3	3	64	21.3	35	0												
M.Gordon	3	2	-3	-1.5	1	1	T.Sharpe	3	2	19	9.5	14	1												
V.Green	1	1	9	9.0	9	0	A.Finkser	1	1	27	27.0	27	0												
							D.Henry	1	1	18	18.0	18	0												
							K.Byard	1	1	11	11.0	11	0												
							D.Lewis	1	0	0	0.0	0	0												
Total	37	24	329	13.7	41	2	Total	29	24	323	13.5	38	2												
INTERCEPTIONS													INTERCEPTIONS												
	NO	YDS	AVG	LG	TD								NO	YDS	AVG	LG	TD								
R.Teamer	1	3	3.0	3	0																				
Total	1	3	3.0	3	0	Total							0	0	0	0	0								
PUNTING													PUNTING												
	NO	YDS	AVG	NET	TB	IN20	LG						NO	YDS	AVG	NET	TB	IN20	LG						
T.Long	2	93	46.5	39.5	0	1	58	B.Kern	2	84	42.0	42.0	0	2	50										
Total	2	93	46.5	39.5	0	1	58	Total	2	84	42.0	42.0	0	2	50										
PUNT RETURNS													PUNT RETURNS												
	NO	YDS	AVG	FC	LG	TD							NO	YDS	AVG	FC	LG	TD							
T.Pope	0	0	0.0	1	0	0	A.Humphries	1	14	14.0	0	14	0												
[OUT OF BOUNDS]	1	0	0.0	0	0	0	[DOWNED]	1	0	0.0	0	0	0												
Total	0	0	0.0	1	0	0	Total	1	14	14.0	0	14	0												
KICKOFF RETURNS													KICKOFF RETURNS												
	NO	YDS	AVG	FC	LG	TD							NO	YDS	AVG	FC	LG	TD							
D.King	1	8	8.0	0	8	0	D.Jennings	3	69	23.0	0	24	0												
[TOUCHBACK]	4	0	0.0	0	0	0	[TOUCHBACK]	2	0	0.0	0	0	0												
Total	1	8	8.0	0	8	0	Total	3	69	23.0	0	24	0												

Los Angeles Chargers

FUMBLES	FUM	LOST	OWN-REC	YDS	TD	FORCED	OPP-REC	YDS	TD	OUT-BDS
M.Gordon	2	1	1	0	0	0	0	0	0	0
J.Bosa	0	0	0	0	0	1	0	0	0	0
Total	2	1	1	0	0	1	0	0	0	0

Tennessee Titans

FUMBLES	FUM	LOST	OWN-REC	YDS	TD	FORCED	OPP-REC	YDS	TD	OUT-BDS
R.Tannehill	2	0	1	-1	0	0	0	0	0	0
R.Saffold	0	0	1	0	0	0	0	0	0	0
L.Ryan	0	0	0	0	0	1	0	0	0	0
W.Woodyard	0	0	0	0	0	1	0	0	0	0
J.Casey	0	0	0	0	0	0	1	0	0	0
Total	2	0	2	-1	0	2	1	0	0	0



WEEK 8 RECAP - CHARGERS 17, BEARS 16

The Chargers beat the Chicago Bears, 17-16, Sunday as Eddie Piñeiro missed a field goal with time expiring, his second missed field goal of the game.

On the ensuing Chargers possession, Philip Rivers was intercepted by cornerback Kyle Fuller, with the Bears taking over at L.A.'s 24. Chicago advanced to the 4-yard line, but did not get any farther, settling for a successful 22-yarder by Piñeiro with 14:45 left in the second quarter.

The next time the Bears got into the red zone, advancing to the Chargers' 9-yard line, the Bolts defense made Chicago settle for a field goal again. Piñeiro's successful 25-yarder made the score 6-0 with 4:16 to go in the half.

On the Bolts' next drive, Rivers found wide receiver Mike Williams for a 19-yard connection, moving the ball to the Bears' 19 yard-line. Melvin Gordon then scored the Chargers' first points of the day on a 19-yard touchdown run, culminating a four-play, 75-yard drive.

The Bears advanced all the way to the Chargers' 1-yard-line on their next possession, but the Bolts made another goal-line stand. Running out of time, Bears quarterback Mitchell Trubisky spiked the ball with one second left. Piñeiro then converted a 19-yard field goal with time expiring, giving the Bears a 9-7 halftime lead.

On the Bears' first drive of the second half, running back David Montgomery scored a

4-yard rushing touchdown with 8:08 to go in the third quarter. After Piñeiro nailed the extra point, the Bears led 16-7.

Rivers then engineered a 14-play, 73-yard scoring drive that took 7:29. The possession culminated in a successful 20-yard field goal by McLaughlin, cutting the Bolts deficit to 16-10 with 42 seconds left in the third quarter.

Chargers cornerback Casey Hayward picked off Trubisky on the Bears' next possession, running 20 yards to the Chicago 37-yard-line.

The Bears took over possession, still leading 16-10, at the Chargers' 42 with 10:53 left in the fourth quarter.

Four plays later, defensive tackle Damion Square forced a Trubisky fumble that was recovered by Melvin Ingram in the defensive end's first game back from injury.

On third down for the Bolts, Rivers' 11-yard pass to tight end Hunter Henry fell inches shy of a first down, forcing the Chargers to punt.

Trubisky then evaded pressure and ran for 12 yards to advance his team to the Bolts' 21. The Bears then kneeled to set up a game-winning field goal with time expiring. However, Piñeiro missed the 41-yard attempt with no time on the clock, preserving a 17-16 Bolts victory.

	1	2	3	4	OT	Total
VISITOR: Los Angeles Chargers	0	7	3	7	0	17
HOME: Chicago Bears	0	9	7	0	0	16

Scoring Plays

Team	Qtr	Time	Play Description (Extra Point) (Drive Info)	Visitor	Home
Bears	2	14:45	E.Pineiro 22 yd. Field Goal (4-0, 0:52)	0	3
Bears	2	4:16	E.Pineiro 25 yd. Field Goal (9-64, 4:29)	0	6
Chargers	2	2:12	M.Gordon 19 yd. run (C.McLaughlin kick) (4-75, 2:04)	7	6
Bears	2	0:00	E.Pineiro 19 yd. Field Goal (11-76, 2:12)	7	9
Bears	3	8:08	D.Montgomery 4 yd. run (E.Pineiro kick) (11-75, 6:52)	7	16
Chargers	3	0:39	C.McLaughlin 20 yd. Field Goal (14-73, 7:29)	10	16
Chargers	4	8:04	A.Ekeler 11 yd. pass from P.Rivers (C.McLaughlin kick) (3-26, 1:21)	17	16
Paid Attendance: 61,632				Time: 2:56	

Los Angeles Chargers vs Chicago Bears
10/27/2019 at Soldier Field

Final Team Statistics

	Visitor Chargers	Home Bears
TOTAL FIRST DOWNS	11	26
By Rushing	2	12
By Passing	8	9
By Penalty	1	5
THIRD DOWN EFFICIENCY	2-10-20%	5-14-36%
FOURTH DOWN EFFICIENCY	0-0-0%	1-1-100%
TOTAL NET YARDS	231	388
Total Offensive Plays (inc. times thrown passing)	42	77
Average gain per offensive play	5.5	5.0
NET YARDS RUSHING	36	162
Total Rushing Plays	12	38
Average gain per rushing play	3.0	4.3
Tackles for a loss-number and yards	1-1	4-8
NET YARDS PASSING	195	226
Times thrown - yards lost attempting to pass	1-6	4-27
Gross yards passing	201	253
PASS ATTEMPTS-COMPLETIONS-HAD INTERCEPTED	29-19-1	35-23-1
Avg gain per pass play (inc.# thrown passing)	6.5	5.8
KICKOFFS Number-In End Zone-Touchbacks	4-3-0	4-3-3
PUNTS Number and Average	5-53.8	3-41.0
Had Blocked	0	0
FGs - PATs Had Blocked	0-0	0-0
Net Punting Average	43.8	41.0
TOTAL RETURN YARDAGE (Not Including Kickoffs)	37	79
No. and Yards Punt Returns	1-0	5-50
No. and Yards Kickoff Returns	1-20	4-109
No. and Yards Interception Returns	1-37	1-29
PENALTIES Number and Yards	8-53	5-42
FUMBLES Number and Lost	0-0	1-1
TOUCHDOWNS	2	1
Rushing	1	1
Passing	1	0
EXTRA POINTS Made-Attempts	2-2	1-1
Kicking Made-Attempts	2-2	1-1
FIELD GOALS Made-Attempts	1-2	3-5
RED ZONE EFFICIENCY	2-4-50%	1-5-20%
GOAL TO GO EFFICIENCY	0-1-0%	1-4-25%
SAFETIES	0	0
FINAL SCORE	17	16
TIME OF POSSESSION	22:00	38:00

Los Angeles Chargers vs Chicago Bears
10/27/2019 at Soldier Field

Final Individual Statistics

Los Angeles Chargers													Chicago Bears												
RUSHING						RUSHING						RUSHING						RUSHING							
	ATT	YDS	AVG	LG	TD									ATT	YDS	AVG	LG	TD							
M.Gordon	8	31	3.9	19	1	D.Montgomery	27	135	5.0	55	1														
A.Ekeler	3	3	1.0	3	0	M.Trubisky	4	10	2.5	11	0														
D.Watt	1	2	2.0	2	0	T.Cohen	4	9	2.3	6	0														
						C.Patterson	1	5	5.0	5	0														
						M.Davis	2	3	1.5	3	0														
Total	12	36	3.0	19	1	Total	38	162	4.3	55	1														
PASSING													PASSING												
	ATT	CMP	YDS	SK/YD	TD	LG	IN	RT						ATT	CMP	YDS	SK/YD	TD	LG	IN	RT				
P.Rivers	29	19	201	1/6	1	43	1	82.7	M.Trubisky	35	23	253	4/27	0	35	1	75.1								
Total	29	19	201	1/6	1	43	1	82.7	Total	35	23	253	4/27	0	35	1	75.1								
PASS RECEIVING													PASS RECEIVING												
	TAR	REC	YDS	AVG	LG	TD								TAR	REC	YDS	AVG	LG	TD						
K.Allen	10	7	53	7.6	17	0	A.Robinson	7	5	62	12.4	31	0												
H.Henry	6	4	47	11.8	20	0	T.Gabriel	6	4	53	13.3	22	0												
M.Williams	6	3	69	23.0	43	0	D.Montgomery	5	4	12	3.0	8	0												
A.Ekeler	3	2	19	9.5	11	1	A.Miller	3	3	67	22.3	35	0												
M.Gordon	3	2	3	1.5	3	0	T.Cohen	3	3	37	12.3	31	0												
V.Green	1	1	10	10.0	10	0	C.Patterson	2	2	1	0.5	1	0												
							T.Burton	4	1	16	16.0	16	0												
							M.Davis	1	1	5	5.0	5	0												
							A.Shaheen	2	0	0	0.0	0	0												
Total	29	19	201	10.6	43	1	Total	33	23	253	11.0	35	0												
INTERCEPTIONS													INTERCEPTIONS												
	NO	YDS	AVG	LG	TD									NO	YDS	AVG	LG	TD							
C.Hayward	1	37	37.0	37	0	K.Fuller	1	29	29.0	29	0														
Total	1	37	37.0	37	0	Total	1	29	29.0	29	0														
PUNTING													PUNTING												
	NO	YDS	AVG	NET	TB	IN20	LG							NO	YDS	AVG	NET	TB	IN20	LG					
T.Long	5	269	53.8	43.8	0	1	58	P.O'Donnell	3	123	41.0	41.0	0	2	48										
Total	5	269	53.8	43.8	0	1	58	Total	3	123	41.0	41.0	0	2	48										
PUNT RETURNS													PUNT RETURNS												
	NO	YDS	AVG	FC	LG	TD								NO	YDS	AVG	FC	LG	TD						
D.King	1	0	0.0	2	0	0	T.Cohen	5	50	10.0	0	24	0												
Total	1	0	0.0	2	0	0	Total	5	50	10.0	0	24	0												
KICKOFF RETURNS													KICKOFF RETURNS												
	NO	YDS	AVG	FC	LG	TD								NO	YDS	AVG	FC	LG	TD						
D.King	1	20	20.0	0	20	0	C.Patterson	4	109	27.3	0	30	0												
[TOUCHBACK]	3	0	0.0	0	0	0																			
Total	1	20	20.0	0	20	0	Total	4	109	27.3	0	30	0												

Los Angeles Chargers												
FUMBLES												
	FUM	LOST	OWN-REC	YDS	TD	FORCED	OPP-REC	YDS	TD	OUT-BDS		
M.Ingram	0	0	0	0	0	0	1	2	0	0		
Total	0	0	0	0	0	0	1	2	0	0		
Chicago Bears												
FUMBLES												
	FUM	LOST	OWN-REC	YDS	TD	FORCED	OPP-REC	YDS	TD	OUT-BDS		
M.Trubisky	1	1	0	0	0	0	0	0	0	0		
Total	1	1	0	0	0	0	0	0	0	0		



WEEK 9 RECAP - CHARGERS 26, PACKERS 11

The Chargers defeated the Green Bay Packers, 26-11, leading wire-to-wire against a team that entered with a 7-1 record and limiting their opponents to 184 total yards. Defensive ends Joey Bosa and Melvin Ingram combined for three sacks and six QB hits, and Michael Badgley went 4-for-5 from field goal range in his season debut.

Philip Rivers was efficient, and the Chargers' running game was impressive, racking up 159 yards and two touchdowns on 38 carries.

To open the game, the Chargers picked up six first downs, advancing 84 yards on 15 plays. The 8:04 drive culminated in a 29-yard field goal by Badgley, the kicker's first of the season since returning from a groin injury. The kick gave the Chargers a 3-0 lead with 7:00 left in the first quarter.

Badgley turned the next drive into three more points by nailing a 40-yard field goal, his second field goal of the contest. The five-play, 37-yard drive ended with the Bolts leading 6-0 with 1:09 remaining in the opening quarter.

The Bolts then forced a Packers punt for the fourth-consecutive time in the game, which led to another productive Chargers possession. The 13-play, 76-yard drive was capped by Badgley's third field goal of the game, a 34-yarder, with time expiring in the half.

The Chargers then put together another scoring drive, featuring a highlight-reel 16-yard run by Melvin Gordon, in which he hurdled a defender. Gordon finished with 80 yards rushing on 20 carries and two scores.

The eight-play, 52-yard possession culminated in a fourth successful field goal by Badgley, giving the Bolts a 12-0 advantage with 9:46 left in the third quarter.

Later, linebacker Drue Tranquill blocked Packers punter J.K. Scott's punt, which allowed the Bolts to start their drive at the Green Bay 27.

It took six plays for the Chargers to score their first touchdown of the afternoon, a 1-yard run by Gordon with 3:56 to go in the quarter.

The ten-play, 75-yard possession took 5:14 off the clock and ended in Gordon's second-consecutive touchdown of the game, another 1-yard score. The play came on fourth down, with Chargers head coach Anthony Lynn electing to go for the touchdown.

Badgley converted the extra point to increase the Chargers' lead to 23 points at 26-3 with 10:32 remaining in the contest.

	1	2	3	4	OT	Total
VISITOR:	0	0	3	8	0	11
HOME:	6	3	10	7	0	26

Scoring Plays

Team	Qtr	Time	Play Description (Extra Point) (Drive Info)	Visitor	Home
Chargers	1	6:56	M.Badgley 29 yd. Field Goal (15-84, 8:04)	0	3
Chargers	1	1:04	M.Badgley 40 yd. Field Goal (5-37, 3:09)	0	6
Chargers	2	0:00	M.Badgley 34 yd. Field Goal (13-76, 4:21)	0	9
Chargers	3	9:41	M.Badgley 43 yd. Field Goal (8-52, 3:36)	0	12
Chargers	3	3:56	M.Gordon 1 yd. run (M.Badgley kick) (6-27, 3:20)	0	19
Packers	3	0:46	M.Crosby 54 yd. Field Goal (8-24, 3:10)	3	19
Chargers	4	10:32	M.Gordon 1 yd. run (M.Badgley kick) (10-75, 5:14)	3	26
Packers	4	6:21	J.Williams 10 yd. pass from A.Rodgers (A.Rodgers run) (9-75, 4:11)	11	26
Paid Attendance: 25,435				Time: 2:53	

Green Bay Packers vs Los Angeles Chargers
11/3/2019 at Dignity Health Sports Park

Final Team Statistics

	Visitor Packers	Home Chargers
TOTAL FIRST DOWNS	13	24
By Rushing	1	11
By Passing	11	13
By Penalty	1	0
THIRD DOWN EFFICIENCY	2-10-20%	5-11-45%
FOURTH DOWN EFFICIENCY	0-1-0%	1-1-100%
TOTAL NET YARDS	184	442
Total Offensive Plays (inc. times thrown passing)	49	68
Average gain per offensive play	3.8	6.5
NET YARDS RUSHING	45	159
Total Rushing Plays	11	38
Average gain per rushing play	4.1	4.2
Tackles for a loss-number and yards	1-3	0-0
NET YARDS PASSING	139	283
Times thrown - yards lost attempting to pass	3-22	2-11
Gross yards passing	161	294
PASS ATTEMPTS-COMPLETIONS-HAD INTERCEPTED	35-23-0	28-21-0
Avg gain per pass play (inc.# thrown passing)	3.7	9.4
KICKOFFS Number-In End Zone-Touchbacks	3-2-1	6-2-1
PUNTS Number and Average	5-37.6	1-38.0
Had Blocked	0	0
FGs - PATs Had Blocked	0-0	0-0
Net Punting Average	37.4	38.0
TOTAL RETURN YARDAGE (Not Including Kickoffs)	0	1
No. and Yards Punt Returns	1-0	2-1
No. and Yards Kickoff Returns	5-123	2-34
No. and Yards Interception Returns	0-0	0-0
PENALTIES Number and Yards	8-45	5-45
FUMBLES Number and Lost	0-0	0-0
TOUCHDOWNS	1	2
Rushing	0	2
Passing	1	0
EXTRA POINTS Made-Attempts	1-1	2-2
Kicking Made-Attempts	0-0	2-2
Rushing Made-Attempts	1-1	0-0
FIELD GOALS Made-Attempts	1-1	4-5
RED ZONE EFFICIENCY	1-1-100%	2-5-40%
GOAL TO GO EFFICIENCY	1-1-100%	2-3-67%
SAFETIES	0	0
FINAL SCORE	11	26
TIME OF POSSESSION	24:09	35:51

Green Bay Packers vs Los Angeles Chargers
11/3/2019 at Dignity Health Sports Park

Final Individual Statistics

Green Bay Packers											Los Angeles Chargers										
RUSHING						RUSHING															
	ATT	YDS	AVG	LG	TD		ATT	YDS	AVG	LG	TD										
A.Jones	8	30	3.8	7	0	M.Gordon	20	80	4.0	16	2										
J.Williams	2	10	5.0	5	0	A.Ekeler	12	70	5.8	16	0										
A.Rodgers	1	5	5.0	5	0	J.Jackson	2	7	3.5	6	0										
						M.Williams	1	2	2.0	2	0										
						P.Rivers	3	0	0.0	1	0										
Total	11	45	4.1	7	0	Total	38	159	4.2	16	2										
PASSING											PASSING										
	ATT	CMP	YDS	SK/YD	TD	LG	IN	RT		ATT	CMP	YDS	SK/YD	TD	LG	IN	RT				
A.Rodgers	35	23	161	3/22	1	17	0	85.5	P.Rivers	28	21	294	2/11	0	56	0	108.3				
Total	35	23	161	3/22	1	17	0	85.5	Total	28	21	294	2/11	0	56	0	108.3				
PASS RECEIVING											PASS RECEIVING										
	TAR	REC	YDS	AVG	LG	TD				TAR	REC	YDS	AVG	LG	TD						
D.Adams	11	7	41	5.9	9	0	H.Henry	10	7	84	12.0	19	0								
J.Williams	6	6	39	6.5	10	1	A.Ekeler	4	4	23	5.8	8	0								
J.Graham	4	4	17	4.3	7	0	M.Williams	4	3	111	37.0	56	0								
A.Lazard	4	3	44	14.7	17	0	K.Allen	4	3	40	13.3	20	0								
G.Allison	2	2	21	10.5	13	0	M.Gordon	4	3	29	9.7	13	0								
A.Jones	4	1	-1	-1.0	-1	0	J.Jackson	1	1	7	7.0	7	0								
J.Kumerow	2	0	0	0.0	0	0															
M.Valdes-Scantling	2	0	0	0.0	0	0															
Total	35	23	161	7.0	17	1	Total	27	21	294	14.0	56	0								
INTERCEPTIONS											INTERCEPTIONS										
	NO	YDS	AVG	LG	TD					NO	YDS	AVG	LG	TD							
Total	0	0	0	0	0	Total	0	0	0	0	0	0	0	0							
PUNTING											PUNTING										
	NO	YDS	AVG	NET	TB	IN20	LG			NO	YDS	AVG	NET	TB	IN20	LG					
J.Scott	5	188	37.6	37.4	0	2	52	T.Long	1	38	38.0	38.0	0	1	38						
Total	5	188	37.6	37.4	0	2	52	Total	1	38	38.0	38.0	0	1	38						
PUNT RETURNS											PUNT RETURNS										
	NO	YDS	AVG	FC	LG	TD				NO	YDS	AVG	FC	LG	TD						
T.Smith	1	0	0.0	0	0	0	D.King	2	1	0.5	1	1	0								
							(OUT OF BOUNDS)	2	0	0.0	0	0	0								
Total	1	0	0.0	0	0	0	Total	2	1	0.5	1	1	0								
KICKOFF RETURNS											KICKOFF RETURNS										
	NO	YDS	AVG	FC	LG	TD				NO	YDS	AVG	FC	LG	TD						
T.Smith	5	123	24.6	0	36	0	D.King	2	34	17.0	0	21	0								
[TOUCHBACK]	1	0	0.0	0	0	0	[TOUCHBACK]	1	0	0.0	0	0	0								
Total	5	123	24.6	0	36	0	Total	2	34	17.0	0	21	0								

Green Bay Packers											Los Angeles Chargers										
FUMBLES											FUMBLES										
	FUM	LOST	OWN-REC	YDS	TD	FORCED	OPP-REC	YDS	TD	OUT-BDS		FUM	LOST	OWN-REC	YDS	TD	FORCED	OPP-REC	YDS	TD	OUT-BDS
Total	0	0	0	0	0	0	0	0	0	0	Total	0	0	0	0	0	0	0	0	0	0



WEEK 11 RECAP - CHIEFS 24, CHARGERS 17 (MEXICO CITY)

The Chargers were defeated by the Kansas City Chiefs, 24-17, on Monday Night Football in Mexico City, despite recording 438 total yards and limiting Patrick Mahomes to 182 yards passing and a single touchdown.

On the opening series, the Chargers moved the ball efficiently, with Rivers throwing for 68 yards on a perfect 4-for-4. A 37-yard reception by Austin Ekeler brought the Chargers to the Chiefs' 12-yard line, but the Bolts were forced to settle for a 27-yard field goal by Mike Badgley.

On the sixth play of the Chargers drive, Rivers was intercepted by safety Tyrann Mathieu, who brought the ball to the Bolts' 6-yard line. On the following play, running back LeSean McCoy promptly ran the ball into the end zone. After the Harrison Butler extra point, the Chiefs took a 7-3 lead with 8:45 remaining in the half.

The Chargers' ensuing drive featured a 26-yard reception by Mike Williams and an 18-yard run by Ekeler.

Badgley capped the nine-play, 67-yard drive with his second field goal of the game, a 26-yarder that cut the Bolts deficit to 7-6 with 5:01 left in the quarter.

On the ensuing drive, Chargers linebacker Thomas Davis pushed a mid-air Travis Kelce out of bounds to force an incompletion on a third-down pass from Mahomes, making the Chiefs settle for a field goal attempt. After Butler made the 41-yarder, the Chiefs took a

10-6 lead with 1:43 remaining in the half.

Down the other end of the field, Rivers completed four passes to his running backs for 57 yards. After a pair of L.A. penalties, Rivers' 14-yard pass to Ekeler brought the Bolts back into field goal range. With no timeouts remaining in the half, the Chargers rushed to the line and Rivers was able to spike the ball with one second left.

Badgley capitalized on the opportunity, drilling the 49-yard attempt with time expiring in the half. At halftime, the Chargers trailed by a point, 10-9.

With 4:56 left in the third, Mahomes found Kelce in the end zone for a 23-yard touchdown. Butler's extra point made the score 24-9.

The next score of the game came when Rivers completed a 7-yard touchdown pass to Allen with 1:44 to go in the quarter.

The TD was followed by a successful 2-point conversion pass from Rivers to Hunter Henry in the back of the end zone.

In the loss, Ekeler caught eight passes for 108 yards, while Rivers threw for 353 yards and a touchdown but also had four interceptions.

Jenkins' pick of Mahomes marked just the second interception thrown by the NFL's reigning Most Valuable Player this season. Mahomes' 72.6 passer rating in the game was also the third-worst of the star's 26-game career.

	1	2	3	4	OT	Total
VISITOR:	0	10	14	0	0	24
HOME:	3	6	8	0	0	17

Scoring Plays

Team	Qtr	Time	Play Description (Extra Point) (Drive Info)	Visitor	Home
Chargers	1	9:31	M.Badgley 27 yd. Field Goal (9-68, 5:29)	0	3
Chiefs	2	8:45	L.McCoy 6 yd. run (H.Butker kick) (1-6, 0:05)	7	3
Chargers	2	5:01	M.Badgley 26 yd. Field Goal (9-67, 3:44)	7	6
Chiefs	2	1:43	H.Butker 41 yd. Field Goal (9-52, 3:18)	10	6
Chargers	2	0:00	M.Badgley 49 yd. Field Goal (9-44, 1:43)	10	9
Chiefs	3	9:29	D.Williams 6 yd. run (H.Butker kick) (9-75, 5:31)	17	9
Chiefs	3	4:56	T.Kelce 23 yd. pass from P.Mahomes (H.Butker kick) (6-54, 3:20)	24	9
Chargers	3	1:44	K.Allen 7 yd. pass from P.Rivers (P.Rivers-H.Henry pass) (6-75, 3:12)	24	17
Paid Attendance: 76,252				Time: 3:22	

Kansas City Chiefs vs Los Angeles Chargers
11/18/2019 at Azteca Stadium

Final Team Statistics

	Visitor Chiefs	Home Chargers
TOTAL FIRST DOWNS	18	23
By Rushing	7	6
By Passing	9	14
By Penalty	2	3
THIRD DOWN EFFICIENCY	6-13-46%	5-15-33%
FOURTH DOWN EFFICIENCY	0-0-0%	1-1-100%
TOTAL NET YARDS	310	438
Total Offensive Plays (inc. times thrown passing)	60	73
Average gain per offensive play	5.2	6.0
NET YARDS RUSHING	130	93
Total Rushing Plays	27	19
Average gain per rushing play	4.8	4.9
Tackles for a loss-number and yards	1-1	2-4
NET YARDS PASSING	180	345
Times thrown - yards lost attempting to pass	1-2	2-8
Gross yards passing	182	353
PASS ATTEMPTS-COMPLETIONS-HAD INTERCEPTED	32-19-1	52-28-4
Avg gain per pass play (inc.# thrown passing)	5.5	6.4
KICKOFFS Number-In End Zone-Touchbacks	5-4-3	4-4-4
PUNTS Number and Average	6-40.0	3-47.7
Had Blocked	0	0
FGs - PATs Had Blocked	0-0	0-0
Net Punting Average	40.0	40.3
TOTAL RETURN YARDAGE (Not Including Kickoffs)	57	2
No. and Yards Punt Returns	2-22	2-0
No. and Yards Kickoff Returns	0-0	2-44
No. and Yards Interception Returns	4-35	1-2
PENALTIES Number and Yards	8-102	9-60
FUMBLES Number and Lost	1-0	3-0
TOUCHDOWNS	3	1
Rushing	2	0
Passing	1	1
EXTRA POINTS Made-Attempts	3-3	1-1
Kicking Made-Attempts	3-3	0-0
Passing Made-Attempts	0-0	1-1
FIELD GOALS Made-Attempts	1-1	3-4
RED ZONE EFFICIENCY	2-2-100%	1-4-25%
GOAL TO GO EFFICIENCY	1-1-100%	1-2-50%
SAFETIES	0	0
FINAL SCORE	24	17
TIME OF POSSESSION	28:58	31:02

Kansas City Chiefs vs Los Angeles Chargers
11/18/2019 at Azteca Stadium

Final Individual Statistics

Kansas City Chiefs											Los Angeles Chargers										
RUSHING											RUSHING										
	ATT	YDS	AVG	LG	TD							ATT	YDS	AVG	LG	TD					
P.Mahomes	5	59	11.8	24	0						M.Gordon	14	69	4.9	21	0					
D.Williams	11	35	3.2	6	1						A.Ekeler	5	24	4.8	18	0					
L.McCoy	7	29	4.1	8	1																
Dam.Williams	4	7	1.8	3	0																
Total	27	130	4.8	24	2						Total	19	93	4.9	21	0					
PASSING											PASSING										
	ATT	CMP	YDS	SK/YD	TD	LG	IN	RT				ATT	CMP	YDS	SK/YD	TD	LG	IN	RT		
P.Mahomes	32	19	182	1/2	1	31	1	72.7			P.Rivers	52	28	353	2/8	1	50	4	49.6		
Total	32	19	182	1/2	1	31	1	72.7			Total	52	28	353	2/8	1	50	4	49.6		
PASS RECEIVING											PASS RECEIVING										
	TAR	REC	YDS	AVG	LG	TD						TAR	REC	YDS	AVG	LG	TD				
T.Kelce	10	7	92	13.1	31	1					A.Ekeler	12	8	108	13.5	37	0				
L.McCoy	6	4	28	7.0	16	0					K.Allen	12	8	71	8.9	30	1				
S.Watkins	3	2	26	13.0	15	0					H.Henry	9	6	69	11.5	16	0				
M.Hardman	4	2	13	6.5	9	0					M.Gordon	5	3	21	7.0	12	0				
D.Williams	3	2	8	4.0	4	0					M.Williams	6	2	76	38.0	50	0				
B.Pringle	1	1	9	9.0	9	0					V.Green	1	1	8	8.0	8	0				
Dam.Williams	1	1	6	6.0	6	0					T.Pope	1	0	0	0.0	0	0				
T.Hill	2	0	0	0.0	0	0					A.Patton	1	0	0	0.0	0	0				
D.Yelder	1	0	0	0.0	0	0					J.Moore	1	0	0	0.0	0	0				
D.Robinson	1	0	0	0.0	0	0															
Total	32	19	182	9.6	31	1					Total	48	28	353	12.6	50	1				
INTERCEPTIONS											INTERCEPTIONS										
	NO	YDS	AVG	LG	TD							NO	YDS	AVG	LG	TD					
T.Mathieu	1	35	35.0	35	0						R.Jenkins	1	2	2.0	2	0					
D.Nnadi	1	0	0.0	0	0																
R.Fenton	1	0	0.0	0	0																
D.Sorensen	1	0	0.0	0	0																
Total	4	35	8.8	35	0						Total	1	2	2.0	2	0					
PUNTING											PUNTING										
	NO	YDS	AVG	NET	TB	IN20	LG					NO	YDS	AVG	NET	TB	IN20	LG			
D.Colquitt	6	240	40.0	40.0	0	5	55				T.Long	3	143	47.7	40.3	0	0	59			
Total	6	240	40.0	40.0	0	5	55				Total	3	143	47.7	40.3	0	0	59			
PUNT RETURNS											PUNT RETURNS										
	NO	YDS	AVG	FC	LG	TD						NO	YDS	AVG	FC	LG	TD				
M.Hardman	2	22	11.0	0	15	0					D.King	2	0	0.0	0	0	0				
[OUT OF BOUNDS]	1	0	0.0	0	0	0					T.Pope	0	0	0.0	2	0	0				
Total	2	22	11.0	0	15	0					[DOWNED]	2	0	0.0	0	0	0				
KICKOFF RETURNS											KICKOFF RETURNS										
	NO	YDS	AVG	FC	LG	TD						NO	YDS	AVG	FC	LG	TD				
[TOUCHBACK]	4	0	0.0	0	0	0					D.King	1	25	25.0	0	25	0				
Total	0	0	0.0	0	0	0					T.Pope	1	19	19.0	0	19	0				
FUMBLES											FUMBLES										
	FUM	LOST	OWN-REC	YDS	TD	FORCED	OPP-REC	YDS	TD	OUT-BDS		FUM	LOST	OWN-REC	YDS	TD	FORCED	OPP-REC	YDS	TD	OUT-BDS
L.McCoy	1	0	1	0	0	0	0	0	0	0											
F.Clark	0	0	0	0	0	0	1	0	0	0											
Total	1	0	1	0	0	1	0	0	0	0											
Los Angeles Chargers											Los Angeles Chargers										
FUMBLES											FUMBLES										
	FUM	LOST	OWN-REC	YDS	TD	FORCED	OPP-REC	YDS	TD	OUT-BDS		FUM	LOST	OWN-REC	YDS	TD	FORCED	OPP-REC	YDS	TD	OUT-BDS
D.King	2	0	1	0	0	0	0	0	0	0											
P.Rivers	1	0	0	0	0	0	0	0	0	0											
A.Ekeler	0	0	1	0	0	0	0	0	0	0											
B.Facyson	0	0	1	0	0	0	0	0	0	0											



WEEK 13 RECAP - BRONCOS 23, CHARGERS 20

The Chargers fell to the Broncos, 23-20, Sunday in Denver. The AFC West clash was filled with drama in the final moments, ending on a field goal with time expiring by Brandon McManus.

After the Bolts' first drive ended in a punt, Drew Lock threw his first career touchdown on a one-handed 25-yard diving snag by wide receiver Courtland Sutton. The extra point gave the Broncos a 7-0 lead with 4:33 in the first quarter.

Denver then got the ball back four plays later after Philip Rivers was intercepted by defensive end Dre'Mont Jones. The Broncos turned the takeaway into points, as Lock threw a second touchdown to Sutton, a 5-yarder, with 16 seconds remaining in the quarter. McManus tacked on the point after to extend Denver's lead to 14-0.

Kicker Michael Badgley capped the possession with a 30-yard field goal to cut the Bolts' deficit to 11 points at 14-3 with 9:27 to play in the half.

After the Bolts forced the Broncos' second three-and-out of the game, Troymaine Pope dropped the punt, and Denver recovered on the Chargers' 24-yard line. The Bolts defense then limited Denver to a 31-yard field goal that increased the Broncos' lead back to 14 points, 17-3, with 5:32 in the half.

Beginning at his own 23-yard line with 52 seconds left in the half, Rivers hit a wide-open Mike Williams for a 52-yard reception, Williams' third 50-plus-yard and fifth 40-plus-yard

reception of the season.

On Rivers' next pass, he floated a short pass to Ekeler that the running back ran in for a 30-yard touchdown.

It took the Chargers just three plays and 22 seconds to travel 77 yards on the drive.

Badgley added the extra point to bring the Bolts within seven at 17-10.

To begin the fourth quarter, Ekeler caught an 11-yard pass, which was then followed by an 11-yard run by running back Melvin Gordon.

Two plays later, Rivers hit a wide-open Allen, who flipped into the end zone for a 36-yard touchdown with 12:18 to play in the contest.

On the Broncos' second play of their drive, Lock committed his first career turnover on a diving interception by linebacker Denzel Perryman, his first pick of the season.

Denver then took the lead, 20-17, with a 52-yarder by McManus, with 4:31 remaining on the game clock.

With fourth and inches, Lynn elected to go for a game-tying field goal, and Badgley rewarded his coach's confidence with a perfect game-tying 46-yard field goal with 14 seconds left in regulation.

On the Broncos' first play after the kickoff, the Chargers committed defensive pass interference on a deep ball, which led to a game-winning 53-yard field goal with time expiring.

	1	2	3	4	OT	Total
VISITOR:	0	10	0	10	0	20
HOME:	14	3	0	6	0	23

Scoring Plays

Team	Qtr	Time	Play Description (Extra Point) (Drive Info)	Visitor	Home
Broncos	1	4:33	C.Sutton 26 yd. pass from D.Lock (B.McManus kick) (12-80, 5:55)	0	7
Broncos	1	0:16	C.Sutton 5 yd. pass from D.Lock (B.McManus kick) (6-18, 2:56)	0	14
Chargers	2	9:27	M.Badgley 30 yd. Field Goal (14-63, 5:49)	3	14
Broncos	2	5:32	B.McManus 31 yd. Field Goal (4-8, 2:07)	3	17
Chargers	2	0:30	A.Ekeler 30 yd. pass from P.Rivers (M.Badgley kick) (3-77, 0:22)	10	17
Chargers	4	12:18	K.Allen 36 yd. pass from P.Rivers (M.Badgley kick) (5-62, 2:34)	17	17
Broncos	4	4:26	B.McManus 52 yd. Field Goal (8-21, 4:48)	17	20
Chargers	4	0:14	M.Badgley 46 yd. Field Goal (8-46, 4:12)	20	20
Broncos	4	0:00	B.McManus 53 yd. Field Goal (1-37, 0:14)	20	23
Paid Attendance: 74,638				Time: 3:01	

Los Angeles Chargers vs Denver Broncos
12/1/2019 at Empower Field at Mile High

Final Team Statistics

	Visitor Chargers	Home Broncos
TOTAL FIRST DOWNS	17	13
By Rushing	5	3
By Passing	11	8
By Penalty	1	2
THIRD DOWN EFFICIENCY	5-15-33%	7-15-47%
FOURTH DOWN EFFICIENCY	1-1-100%	0-0-0%
TOTAL NET YARDS	359	218
Total Offensive Plays (inc. times thrown passing)	61	53
Average gain per offensive play	5.9	4.1
NET YARDS RUSHING	115	84
Total Rushing Plays	29	25
Average gain per rushing play	4.0	3.4
Tackles for a loss-number and yards	4-6	4-9
NET YARDS PASSING	244	134
Times thrown - yards lost attempting to pass	3-21	0-0
Gross yards passing	265	134
PASS ATTEMPTS-COMPLETIONS-HAD INTERCEPTED	29-20-1	28-18-1
Avg gain per pass play (inc.# thrown passing)	7.6	4.8
KICKOFFS Number-In End Zone-Touchbacks	5-3-3	5-5-5
PUNTS Number and Average	4-45.3	5-45.2
Had Blocked	0	0
FGs - PATs Had Blocked	0-0	0-0
Net Punting Average	35.3	45.2
TOTAL RETURN YARDAGE (Not Including Kickoffs)	0	7
No. and Yards Punt Returns	1-0	0-0
No. and Yards Kickoff Returns	0-0	2-56
No. and Yards Interception Returns	1-0	1-7
PENALTIES Number and Yards	7-82	3-25
FUMBLES Number and Lost	1-1	0-0
TOUCHDOWNS	2	2
Rushing	0	0
Passing	2	2
EXTRA POINTS Made-Attempts	2-2	2-2
Kicking Made-Attempts	2-2	2-2
FIELD GOALS Made-Attempts	2-3	3-3
RED ZONE EFFICIENCY	0-1-0%	1-2-50%
GOAL TO GO EFFICIENCY	0-0-0%	1-1-100%
SAFETIES	0	0
FINAL SCORE	20	23
TIME OF POSSESSION	32:09	27:51

Los Angeles Chargers vs Denver Broncos
12/1/2019 at Empower Field at Mile High

Final Individual Statistics

Los Angeles Chargers													Denver Broncos												
RUSHING													RUSHING												
	ATT	YDS	AVG	LG	TD								ATT	YDS	AVG	LG	TD								
M Gordon	20	99	5.0	19	0	P.Lindsay							17	58	3.4	15	0								
A.Ekeler	9	16	1.8	8	0	D.Lock							3	15	5.0	8	0								
						R.Freeman							5	11	2.2	5	0								
Total	29	115	4.0	19	0	Total							25	84	3.4	15	0								
PASSING													PASSING												
	ATT	CMP	YDS	SK/YD	TD	LG	IN	RT					ATT	CMP	YDS	SK/YD	TD	LG	IN	RT					
P.Rivers	29	20	265	3/21	2	52	1	106.2	D.Lock				28	18	134	0/0	2	33	1	84.5					
Total	29	20	265	3/21	2	52	1	106.3	Total				28	18	134	0/0	2	33	1	84.5					
PASS RECEIVING													PASS RECEIVING												
	TAR	REC	YDS	AVG	LG	TD							TAR	REC	YDS	AVG	LG	TD							
K.Allen	6	6	68	11.3	36	1	C.Sutton						5	4	74	18.5	33	2							
M.Williams	7	5	117	23.4	52	0	R.Freeman						4	4	13	3.3	6	0							
A.Ekeler	5	4	51	12.8	30	1	J.Heuerman						5	3	15	5.0	7	0							
M.Gordon	3	2	11	5.5	6	0	P.Lindsay						3	3	4	1.3	9	0							
H.Henry	3	2	10	5.0	5	0	D.Hamilton						3	2	12	6.0	7	0							
A.Patton	2	1	8	8.0	8	0	A.Beck						1	1	11	11.0	11	0							
V.Green	1	0	0	0.0	0	0	N.Fant						3	1	5	5.0	5	0							
							T.Patrick						2	0	0	0.0	0	0							
Total	27	20	265	13.3	52	2	Total						26	18	134	7.4	33	2							
INTERCEPTIONS													INTERCEPTIONS												
	NO	YDS	AVG	LG	TD								NO	YDS	AVG	LG	TD								
D.Perryman	1	0	0.0	0	0	D.Jones							1	7	7.0	7	0								
Total	1	0	0.0	0	0	Total							1	7	7.0	7	0								
PUNTING													PUNTING												
	NO	YDS	AVG	NET	TB	IN20	LG						NO	YDS	AVG	NET	TB	IN20	LG						
T.Long	4	181	45.3	35.3	2	1	57	C.Wadman					5	226	45.2	45.2	0	2	53						
Total	4	181	45.3	35.3	2	1	57	Total					5	226	45.2	45.2	0	2	53						
PUNT RETURNS													PUNT RETURNS												
	NO	YDS	AVG	FC	LG	TD							NO	YDS	AVG	FC	LG	TD							
T.Pope	1	0	0.0	3	0	0	D.Spencer						0	0	0.0	1	0	0							
[DOWNED]	1	0	0.0	0	0	0	[OUT OF BOUNDS]						1	0	0.0	0	0	0							
							[TOUCHBACK]						2	0	0.0	0	0	0							
Total	1	0	0.0	3	0	0	Total						0	0	0.0	1	0	0							
KICKOFF RETURNS													KICKOFF RETURNS												
	NO	YDS	AVG	FC	LG	TD							NO	YDS	AVG	FC	LG	TD							
[TOUCHBACK]	5	0	0.0	0	0	0	[TOUCHBACK]						2	56	28.0	0	30	0							
							[TOUCHBACK]						3	0	0.0	0	0	0							
Total	0	0	0.0	0	0	0	Total						2	56	28.0	0	30	0							
Los Angeles Chargers													Denver Broncos												
FUMBLES													FUMBLES												
	FUM	LOST	OWN-REC	YDS	TD	FORCED	OPP-REC	YDS	TD	OUT-BDS			FUM	LOST	OWN-REC	YDS	TD	FORCED	OPP-REC	YDS	TD	OUT-BDS			
T.Pope	1	1	0	0	0	0	0	0	0	0			1	1	0	0	0	0	0	0	0	0			
Total	1	1	0	0	0	0	0	0	0	0			1	1	0	0	0	0	0	0	0	0			
Denver Broncos													Denver Broncos												
FUMBLES													FUMBLES												
	FUM	LOST	OWN-REC	YDS	TD	FORCED	OPP-REC	YDS	TD	OUT-BDS			FUM	LOST	OWN-REC	YDS	TD	FORCED	OPP-REC	YDS	TD	OUT-BDS			
J.Jewell	0	0	0	0	0	0	0	0	0	0			0	0	0	0	0	0	0	0	0	0			
Total	0	0	0	0	0	0	0	0	0	0			0	0	0	0	0	0	0	0	0	0			



WEEK 14 RECAP - CHARGERS 45, JAGUARS 10

The Chargers got back into the win column by defeating the Jaguars, 45-10, Sunday in Jacksonville.

Philip Rivers celebrated his 38th birthday by posting a career-high 154.4 passer rating with three touchdowns, Austin Ekeler recorded a career-high 213 total yards and a touchdown on 12 touches, and the L.A. offense erupted for a season-high 525 yards. The Bolts' defense was also excellent, limiting the Jags to 252 yards and 10 points.

The Jaguars opened the game with a 14-play, 7:37-long drive that ended with a 26-yarder field goal by former Chargers kicker Josh Lambo.

On the Bolts' first drive, they advanced 79 yards on three plays in 1:37. Ekeler ran for 27 yards, then Rivers found Keenan Allen for a 45-yard gain, and Melvin Gordon finished the series with a 1-yard touchdown rush.

Michael Badgley's extra point gave the Chargers a 7-3 lead with 5:46 remaining in the first quarter.

After the Jags went three-and-out, the Bolts also failed to score on their ensuing possession.

On the sixth play of the Bolts' series, Ekeler ran for 23 yards. Two plays later, Rivers connected with Gordon for 19 yards to the Jacksonville 4-yard line. Finally, fullback Derek Watt put a bow on the drive with his first career NFL score, a 1-yard run up the middle.

The Chargers only needed 18 seconds and two plays to advance 80 yards. Badgley tacked on the extra point to increase the Bolts' lead to 21-3 with 1:34 to play until halftime.

Back on defense, the Bolts stopped the Jags for their second three-and-out of the half, on the strength of a Bosa tackle for a loss on third and two.

On the final drive of the half, the Chargers advanced 57 yards, finishing with a 40-yard field goal by Badgley to put the Chargers in front 24-3 at halftime.

On the third offensive play of the half, Rivers hit Ekeler on a short pass that the running back sprinted 84 yards to the end zone for his 11th touchdown of the season. It was the longest pass of Rivers' 16-season career.

The Jaguars responded with a 14-play, 70-yard scoring drive that took 8:05 and ended in a touchdown pass from Gardner Minshew to tight end Nick O'Leary. Lambo's extra point cut the Jacksonville deficit to 21 points at 31-10 with 5:48 to play in the third quarter.

On the sixth play of the Chargers' drive, Rivers went deep and found wide receiver Mike Williams for his first touchdown of the season, a 44-yard pass that the 6-4 receiver laid out for in the end zone.

Quarterback Tyrod Taylor then entered for the Bolts to start the fourth, ending Rivers' impressive evening with 314 yards passing on 16-for-22. It wasn't long before Taylor threw a 14-yard touchdown pass to tight end Virgil Green, the first touchdown of the season for both the QB and the TE.

	1	2	3	4	OT	Total
VISITOR:	7	17	14	7	0	45
HOME:	3	0	7	0	0	10

Scoring Plays

Team	Qtr	Time	Play Description (Extra Point) (Drive Info)	Visitor	Home
Jaguars	1	7:23	J.Lambo 26 yd. Field Goal (14-67, 7:37)	0	3
Chargers	1	5:46	M.Gordon 1 yd. run (M.Badgley kick) (3-79, 1:37)	7	3
Chargers	2	5:18	D.Watt 1 yd. run (M.Badgley kick) (10-75, 6:11)	14	3
Chargers	2	1:34	H.Henry 30 yd. pass from P.Rivers (M.Badgley kick) (2-80, 0:18)	21	3
Chargers	2	0:03	M.Badgley 40 yd. Field Goal (8-57, 1:07)	24	3
Chargers	3	13:53	A.Ekeler 84 yd. pass from P.Rivers (M.Badgley kick) (3-84, 1:07)	31	3
Jaguars	3	5:48	N.O'Leary 12 yd. pass from G.Minshew II (J.Lambo kick) (14-70, 8:05)	31	10
Chargers	3	1:51	M.Williams 44 yd. pass from P.Rivers (M.Badgley kick) (6-73, 3:57)	38	10
Chargers	4	10:53	V.Green 14 yd. pass from T.Taylor (M.Badgley kick) (7-38, 4:01)	45	10

Los Angeles Chargers vs Jacksonville Jaguars
12/8/2019 at TIAA Bank Field

Final Team Statistics

	Visitor Chargers	Home Jaguars
TOTAL FIRST DOWNS	27	15
By Rushing	13	6
By Passing	11	6
By Penalty	3	3
THIRD DOWN EFFICIENCY	6-8-75%	4-15-27%
FOURTH DOWN EFFICIENCY	0-0-0%	2-4-50%
TOTAL NET YARDS	525	252
Total Offensive Plays (inc. times thrown passing)	58	63
Average gain per offensive play	9.1	4.0
NET YARDS RUSHING	195	88
Total Rushing Plays	30	23
Average gain per rushing play	6.5	3.8
Tackles for a loss-number and yards	0-0	2-6
NET YARDS PASSING	330	164
Times thrown - yards lost attempting to pass	1-10	2-7
Gross yards passing	340	171
PASS ATTEMPTS-COMPLETIONS-HAD INTERCEPTED	27-19-0	38-25-0
Avg gain per pass play (inc. # thrown passing)	11.8	4.1
KICKOFFS Number-In End Zone-Touchbacks	8-4-4	3-1-0
PUNTS Number and Average	2-52.0	5-46.2
Had Blocked	0	0
FGs - PATs Had Blocked	0-0	0-0
Net Punting Average	51.5	46.0
TOTAL RETURN YARDAGE (Not Including Kickoffs)	1	1
No. and Yards Punt Returns	2-1	2-1
No. and Yards Kickoff Returns	3-61	4-74
No. and Yards Interception Returns	0-0	0-0
PENALTIES Number and Yards	6-65	10-101
FUMBLES Number and Lost	2-0	0-0
TOUCHDOWNS	6	1
Rushing	2	0
Passing	4	1
EXTRA POINTS Made-Attempts	6-6	1-1
Kicking Made-Attempts	6-6	1-1
FIELD GOALS Made-Attempts	1-1	1-1
RED ZONE EFFICIENCY	3-3-100%	1-2-50%
GOAL TO GO EFFICIENCY	2-2-100%	0-0-0%
SAFETIES	0	0
FINAL SCORE	45	10
TIME OF POSSESSION	29:23	30:37

Los Angeles Chargers vs Jacksonville Jaguars
12/8/2019 at TIAA Bank Field

Final Individual Statistics

Los Angeles Chargers													Jacksonville Jaguars												
RUSHING													RUSHING												
	ATT	YDS	AVG	LG	TD								ATT	YDS	AVG	LG	TD								
A.Ekeler	8	101	12.6	35	0	L.Fournette	15	50	3.3	11	0														
M.Gordon	12	55	4.6	17	1	G.Minshew II	6	31	5.2	8	0														
J.Jackson	3	25	8.3	14	0	R.Armsstead	2	7	3.5	4	0														
T.Taylor	4	10	2.5	9	0																				
D.Watt	2	4	2.0	3	1																				
P.Rivers	1	0	0.0	0	0																				
Total	30	195	6.5	35	2	Total							23	88	3.8	11									
PASSING													PASSING												
	ATT	CMP	YDS	SK/YD	TD	LG	IN	RT					ATT	CMP	YDS	SK/YD	TD	LG	IN	RT					
P.Rivers	22	16	314	1/10	3	84	0	154.4	G.Minshew II	37	24	162	2/7	1	22	0	83.4								
T.Taylor	5	3	26	0/0	1	14	0	113.3	L.Cooke	1	1	9	0/0	0	9	0	104.2								
Total	27	19	340	1/10	4	84	0	152.4	Total	38	25	171	2/7	1	22	0	84.4								
PASS RECEIVING													PASS RECEIVING												
	TAR	REC	YDS	AVG	LG	TD							TAR	REC	YDS	AVG	LG	TD							
K.Allen	6	5	83	16.6	45	0	D.Chark Jr.	10	9	75	8.3	22	0												
M.Gordon	5	5	29	5.8	19	0	D.Westbrook	7	6	25	4.2	7	0												
A.Ekeler	5	4	112	28.0	84	1	N.O'Leary	5	4	30	7.5	12	1												
M.Williams	3	2	63	31.5	44	1	L.Fournette	6	3	13	4.3	12	0												
H.Henry	4	2	39	19.5	30	1	K.Cole	3	1	12	12.0	12	0												
V.Green	1	1	14	14.0	14	1	M.Walker	1	1	9	9.0	9	0												
J.Guyton	2	0	0	0.0	0	0	C.Conley	3	1	7	7.0	7	0												
							R.Armsstead	2	0	0	0.0	0	0												
Total	26	19	340	17.9	84	4	Total	37	25	171	6.8	22	1												
INTERCEPTIONS													INTERCEPTIONS												
	NO	YDS	AVG	LG	TD								NO	YDS	AVG	LG	TD								
Total	0	0	0	0	0	Total							0	0	0	0	0								
PUNTING													PUNTING												
	NO	YDS	AVG	NET	TB	IN20	LG						NO	YDS	AVG	NET	TB	IN20	LG						
T.Long	2	104	52.0	51.5	0	1	55	L.Cooke	5	231	46.2	46.0	0	1	52										
Total	2	104	52.0	51.5	0	1	55	Total	5	231	46.2	46.0	0	1	52										
PUNT RETURNS													PUNT RETURNS												
	NO	YDS	AVG	FC	LG	TD							NO	YDS	AVG	FC	LG	TD							
D.King	2	1	0.5	1	1	0	M.Walker	1	5	5.0	0	5	0												
[OUT OF BOUNDS]	2	0	0.0	0	0	0	D.Westbrook	1	-4	-4.0	0	-4	0												
Total	2	1	0.5	1	1	0	Total	2	1	0.5	0	5	0												
KICKOFF RETURNS													KICKOFF RETURNS												
	NO	YDS	AVG	FC	LG	TD							NO	YDS	AVG	FC	LG	TD							
J.Jackson	2	43	21.5	0	24	0	M.Walker	4	74	18.5	0	27	0												
D.King	1	18	18.0	0	18	0	[TOUCHBACK]	4	0	0.0	0	0	0												
Total	3	61	20.3	0	24	0	Total	4	74	18.5	0	27	0												
Los Angeles Chargers FUMBLES													Jacksonville Jaguars FUMBLES												
	FUM	LOST	OWN-REC	YDS	TD	FORCED	OPP-REC	YDS	TD	OUT-BDS			FUM	LOST	OWN-REC	YDS	TD	FORCED	OPP-REC	YDS	TD	OUT-BDS			
D.King	1	0	0	0	0	0	0	0	0	0			0	0	0	0	0	0	0	0	0	0			
P.Rivers	1	0	0	-12	0	0	0	0	0	0			0	0	0	0	0	0	0	0	0	0			
H.Henry	0	0	1	0	0	0	0	0	0	0			0	0	0	0	0	0	0	0	0	0			
Total	2	0	1	-12	0	0	0	0	0	0			0	0	0	0	0	0	0	0	0	0			



WEEK 15 RECAP - VIKINGS 39, CHARGERS 10

The Chargers lost to the Minnesota Vikings, 39-10, Sunday at home.

The Vikings opened the scoring with a touchdown on the first drive, a 1-yard pass from Kirk Cousins to tight end Irv Smith Jr. After Dan Bailey missed the extra point, the Vikes led 6-0 with 9:10 left in the first quarter.

On the ensuing Bolts drive, Philip Rivers found Mike Williams twice for 58 total yards, leading to a successful 41-yard field goal by Michael Badgley.

The Chargers then forced a punt, taking over at their own 4-yard line, but Melvin Gordon fumbled on the second offensive play of the series. The Vikings recovered the fumble on the Bolts' 11, but the Chargers held them to a field-goal attempt. To begin the second quarter, Bailey converted the 26-yarder to bring the Vikings' advantage to 9-3.

The Bolts responded with a ten-play, 75-yard drive that culminated in a 2-yard touchdown lob from Rivers to Williams.

On third and seven on L.A.'s 26, Chargers safety Jaylen Watkins broke up a pass from Cousins to Smith in the end zone to prevent a touchdown. Bailey then converted a 44-yard field goal to give the Vikings back the lead, 12-10, with 4:22 remaining in the second quarter.

The Bolts advanced to the Vikings' 26 before Danielle Hunter strip-sacked Rivers and Ifeadi Odenigbo picked up the ball and ran it 56 yards into the end zone. Bailey's extra

point made it a 19-10 Vikings lead.

On the first play of the second half, Gordon fumbled after catching a short pass, with Hunter recovering for the Vikings. The L.A. defense limited Minnesota to three points on the series, however, on a successful 38-yarder by Bailey. The Vikings led 22-10 with 12:41 left in the third quarter.

Directly after a 46-yard pass from Cousins to wide receiver Stefon Diggs, running back Mike Boone rushed up the middle for an 8-yard touchdown. Bailey's extra point handed the Vikes a 32-10 advantage with 10:25 left in the contest.

On the first play of the Chargers' drive, Henry fumbled after catching a Rivers pass, and the Vikings recovered. After the Bolts' fifth turnover of the game, it took the Vikings three plays to score again, Boone's second touchdown of the game, a 2-yard run. Minnesota now led 39-10 with 8:45 to play.

In the loss, wide receiver Keenan Allen eclipsed the 1,000-yard mark on the season, his third-straight year doing so. He led the Bolts in receiving on the day with 99 yards on nine receptions.

Rivers also reached a milestone, recording his seventh consecutive season of at least 4,000 yards passing, accumulating 307 yards passing and a touchdown while throwing three interceptions and losing a fumble.

		1	2	3	4	OT	Total
VISITOR:	Minnesota Vikings	6	13	6	14	0	39
HOME:	Los Angeles Chargers	3	7	0	0	0	10

Scoring Plays

Team	Qtr	Time	Play Description (Extra Point) (Drive Info)	Visitor	Home
Vikings	1	9:10	I.Smith 1 yd. pass from K.Cousins (kick failed, hru) (10-75, 5:50)	6	0
Chargers	1	4:35	M.Badgley 41 yd. Field Goal (10-62, 4:35)	6	3
Vikings	2	14:57	D.Bailey 26 yd. Field Goal (4-4, 1:29)	9	3
Chargers	2	8:42	M.Williams 2 yd. pass from P.Rivers (M.Badgley kick) (10-75, 6:15)	9	10
Vikings	2	4:17	D.Bailey 44 yd. Field Goal (10-49, 4:25)	12	10
Vikings	2	0:07	I.Odenigbo 56 yd. fumble return (D.Bailey kick)	19	10
Vikings	3	12:37	D.Bailey 38 yd. Field Goal (4-6, 2:12)	22	10
Vikings	3	7:06	D.Bailey 27 yd. Field Goal (7-32, 4:03)	25	10
Vikings	4	10:25	M.Boone 8 yd. run (D.Bailey kick) (7-85, 4:30)	32	10
Vikings	4	8:45	M.Boone 2 yd. run (D.Bailey kick) (3-10, 1:32)	39	10

Paid Attendance: 25,446

Time: 2:59

Minnesota Vikings vs Los Angeles Chargers
12/15/2019 at Dignity Health Sports Park

Final Team Statistics

	Visitor Vikings	Home Chargers
TOTAL FIRST DOWNS	18	17
By Rushing	6	3
By Passing	10	14
By Penalty	2	0
THIRD DOWN EFFICIENCY	7-14-50%	6-11-55%
FOURTH DOWN EFFICIENCY	0-0-0%	1-2-50%
TOTAL NET YARDS	344	345
Total Offensive Plays (inc. times thrown passing)	62	61
Average gain per offensive play	5.5	5.7
NET YARDS RUSHING	137	62
Total Rushing Plays	37	19
Average gain per rushing play	3.7	3.3
Tackles for a loss-number and yards	1-3	2-3
NET YARDS PASSING	207	283
Times thrown - yards lost attempting to pass	0-0	3-24
Gross yards passing	207	307
PASS ATTEMPTS-COMPLETIONS-HAD INTERCEPTED	25-19-1	39-28-3
Avg gain per pass play (inc.# thrown passing)	8.3	6.7
KICKOFFS Number-In End Zone-Touchbacks	9-7-6	3-2-2
PUNTS Number and Average	2-51.5	1-26.0
Had Blocked	0	0
FGs - PATs Had Blocked	0-0	0-0
Net Punting Average	51.5	26.0
TOTAL RETURN YARDAGE (Not Including Kickoffs)	7	9
No. and Yards Punt Returns	0-0	0-0
No. and Yards Kickoff Returns	1-25	3-48
No. and Yards Interception Returns	3-7	1-9
PENALTIES Number and Yards	5-41	5-48
FUMBLES Number and Lost	2-0	5-4
TOUCHDOWNS	4	1
Rushing	2	0
Passing	1	1
Fumbles	1	0
EXTRA POINTS Made-Attempts	3-4	1-1
Kicking Made-Attempts	3-4	1-1
FIELD GOALS Made-Attempts	4-4	1-1
RED ZONE EFFICIENCY	3-6-50%	1-2-50%
GOAL TO GO EFFICIENCY	3-3-100%	1-1-100%
SAFETIES	0	0
FINAL SCORE	39	10

Minnesota Vikings vs Los Angeles Chargers
12/15/2019 at Dignity Health Sports Park

Final Individual Statistics

Minnesota Vikings													Los Angeles Chargers												
RUSHING													RUSHING												
M.Boone	ATT	YDS	AVG	LG	TD								M.Gordon	ATT	YDS	AVG	LG	TD							
D.Cook	9	27	3.0	8	0								A.Ekeler	7	19	2.7	11	0							
A.Abdullah	5	25	5.0	11	0								J.Jackson	5	15	3.0	5	0							
K.Cousins	3	14	4.7	14	0																				
O.Johnson	1	6	6.0	6	0																				
C.Ham	1	5	5.0	5	0																				
S.Diggs	1	4	4.0	4	0																				
A.Thielen	1	3	3.0	3	0																				
S.Mannion	3	-3	-1.0	-1	0																				
Total	37	137	3.7	14	2	Total								19	62	3.3	12	0							
PASSING													PASSING												
K.Cousins	ATT	CMP	YDS	SK/YD	TD	LG	IN	RT					P.Rivers	ATT	CMP	YDS	SK/YD	TD	LG	IN	RT				
Total	25	19	207	0/0	1	46	1	96.6					Total	39	28	307	3/24	1	39	3	71.2				
PASS RECEIVING													PASS RECEIVING												
S.Diggs	TAR	REC	YDS	AVG	LG	TD							TAR	REC	YDS	AVG	LG	TD							
K.Rudolph	3	3	48	16.0	22	0							K.Allen	10	9	99	11.0	19	0						
A.Thielen	3	3	27	9.0	13	0							A.Ekeler	7	5	62	12.4	27	0						
D.Cook	3	3	16	5.3	11	0							M.Gordon	7	5	36	7.2	10	0						
C.Ham	3	3	13	4.3	10	0							M.Williams	9	4	71	17.8	39	1						
I.Smith	3	2	8	4.0	7	1							H.Henry	2	2	29	14.5	24	0						
O.Johnson	1	1	19	19.0	19	0							J.Jackson	2	2	2	1.0	5	0						
A.Abdullah	2	0	0	0.0	0	0							A.Patton	1	1	8	8.0	8	0						
Total	24	19	207	10.9	46	1	Total						Total	38	28	307	11.0	39	1						
INTERCEPTIONS													INTERCEPTIONS												
A.Harris	NO	YDS	AVG	LG	TD								M.Ingram	NO	YDS	AVG	LG	TD							
H.Smith	1	7	7.0	7	0									1	9	9.0	9	0							
M.Hughes	1	0	0.0	0	0																				
Total	3	7	2.3	7	0	Total								1	9	9.0	9	0							
PUNTING													PUNTING												
B.Colquhoun	NO	YDS	AVG	NET	TB	IN20	LG						NO	YDS	AVG	NET	TB	IN20	LG						
Total	2	103	51.5	51.5	0	2	56	T.Long					1	26	26.0	26.0	0	0	26						
	2	103	51.5	51.5	0	2	56	Total					1	26	26.0	26.0	0	0	26						
PUNT RETURNS													PUNT RETURNS												
[DOWNED]	NO	YDS	AVG	FC	LG	TD							[DOWNED]	NO	YDS	AVG	FC	LG	TD						
Total	1	0	0.0	0	0	0	Total						Total	2	0	0.0	0	0	0						
	0	0	0.0	0	0	0	Total							0	0	0.0	0	0	0						
KICKOFF RETURNS													KICKOFF RETURNS												
A.Abdullah	NO	YDS	AVG	FC	LG	TD							A.Abdullah	NO	YDS	AVG	FC	LG	TD						
[TOUCHBACK]	1	25	25.0	0	25	0							[TOUCHBACK]	3	48	16.0	0	34	0						
	2	0	0.0	0	0	0							[TOUCHBACK]	6	0	0.0	0	0	0						
Total	1	25	25.0	0	25	0	Total						Total	3	48	16.0	0	34	0						

Minnesota Vikings												
FUMBLES												
	FUM	LOST	OWN-REC	YDS	TD	FORCED	OPP-REC	YDS	TD	OUT-BDS		
K.Cousins	2	0	2	-3	0	0	0	0	0	0		
D.Hunter	0	0	0	0	0	2	1	4	0	0		
T.Waynes	0	0	0	0	0	1	1	20	0	0		
E.Kendricks	0	0	0	0	0	1	0	0	0	0		
S.Stephen	0	0	0	0	0	1	0	0	0	0		
I.Odenigbo	0	0	0	0	0	0	1	56	1	0		
H.Smith	0	0	0	0	0	0	1	0	0	0		
Total	2	0	2	-3	0	5	4	80	1	0		

PLAYER CAPSULES



► NASIR ADDERLEY

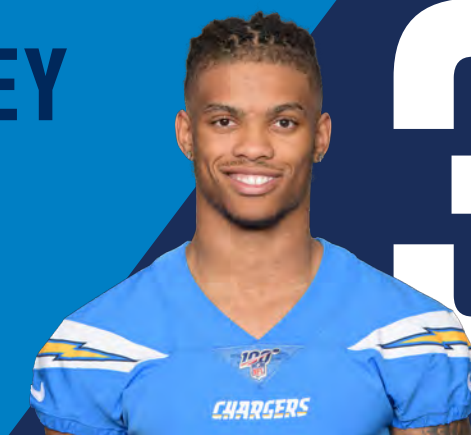
SAFETY | DELAWARE

6-0 | 195 lbs | PHILADELPHIA, PA.

DRAFT 2 — 2019

EXPERIENCE: ROOKIE

1ST YEAR WITH CHARGERS



32

2019: Appeared in four games and was inactive three others... Recorded two special teams tackles...Placed on injured reserve with a hamstring injury on Oct. 26...**vs. Indianapolis (Sept. 8):** Made his NFL debut...Finished with a tackle on special teams after playing on 17 special teams snaps...**at Detroit (Sept. 15):** Played on 12 special teams snaps and saw the first defensive action of his career...**vs. Houston (Sept. 22):** Appeared on 11 plays on special teams...**at Miami (Sept. 29):** Saw action on nine defensive snaps and 11 on special teams...Finished with a tackle on special teams...**at Denver (Oct. 6):** Inactive (hamstring).

2019, LOS ANGELES CHARGERS

Date	Opp.	Res.	Games		Tackles						Interceptions					Fumbles	
			P/S		Tot	So	As	Sk	Yd	TFL	No.	Yd	Lg	TD	PD	FF	FR
09/08	Ind	W (OT)	1/0		0	0	0	0	0	0	0	0	0	0	0	0	0
09/15	at Det	L	1/0		0	0	0	0	0	0	0	0	0	0	0	0	0
09/22	Hou	L	1/0		0	0	0	0	0	0	0	0	0	0	0	0	0
09/29	at Mia	W	1/0		0	0	0	0	0	0	0	0	0	0	0	0	0
10/06	Den	L	0/0		- Inactive -												
10/13	Pit	L	0/0		- Inactive -												
10/20	at Ten	L	0/0		- Inactive -												
10/27	at Chi	W	0/0		- Reserve/Injured -												
11/03	GB	W	0/0		- Reserve/Injured -												
11/07	at Oak	L	0/0		- Reserve/Injured -												
11/18	KC*	L	0/0		- Reserve/Injured -												
12/01	at Den	L	0/0		- Reserve/Injured -												
12/08	at Jax	W	0/0		- Reserve/Injured -												
12/15	Min	L	0/0		- Reserve/Injured -												
12/22	Oak																
12/29	at KC																
'19 TOTALS			5-9	4/0	0	0	0	0	0	0	0	0	0	0	0	0	0

*Game played at Estadio Azteca in Mexico City, Mexico

NASIR ADDERLEY NFL STATISTICS

Year	Team	GP	GS	- Tackles -						- Interceptions -					- Fumbles -			
				Total	Solo	Asst	Sacks	Yds	TFL	No.	Yds	Lg	TD	PD	FF	FR	Yds	ST Tackles
2019	Los Angeles Chargers	4	0	0	0	0	0.0	0	0	0	0	-	0	0	0	0	0	2

► KEENAN ALLEN


WIDE RECEIVER | CALIFORNIA

6-2 | 211 lbs | GREENSBORO, N.C.

DRAFT 3 — 2013

EXPERIENCE: 7TH NFL SEASON

7TH YEAR WITH CHARGERS



13

2019: Started all 14 games at WR, posting 90 receptions for 1,046 yards (11.6 avg.) and five TDs...Extended his streak of seasons with 1,000-plus yards to three straight, tying for the second-longest streak in team annals...The 90 catches tied for the fourth-best single-season mark in team history...Added two rushing attempts for 21 yards (10.5 avg.)...Had 34 catches and 452 yards through four games to set a franchise record for the most through the first four games of a season...Registered eight-plus catches in each of the first three games of the season, becoming the 12th player in NFL history to do so...Set a single-game career high with 183 receiving yards in the Week 3 game against Houston...On third down, has registered 296 receiving yards and two scores on 24 catches (12.3 avg.) with 20 of those receptions moving the chains...Posted two 100-yard performances, giving him 23 for his career to tie for third all-time in team annals...Moved to No. 5 in team annals with 510 receptions, passing Hall of Fame WR Lance Alworth (493)...Became the seventh Charger to eclipse 6,000 receiving yards, passing WR Wes Chandler (6,132), WR Anthony Miller (5,582) and WR Malcom Floyd (5,550) for No. 7 in Chargers history...Became the 12th Charger in history to reach 30 TD catches with the club...Was the third player to reach 3,000 receiving yards since the start of the 2017 season, joining Atlanta WR Julio Jones and Houston WR DeAndre Hopkins...**vs. Indianapolis (Sept. 8):** Hauled in eight passes for 123 yards (15.4 avg.) and a TD, giving him 22 career 100-yard performances to rank No. 5 in Chargers history...Early in the second quarter, worked his way from right to left on a deep crossing route from the slot for a 27-yard reception...Later that drive, fought off CB Rock Ya-Sin down the left sideline to haul in a 28-yard TD in the front of the end zone...In the fourth quarter, ran a slant-route from the left slot for a 21-yard catch-and-run...Kicked off overtime on the first play with an 18-yard gain after settling between three defenders on a skinny-post...**at Detroit (Sept. 15):** Recorded eight receptions for the second-straight game, finishing with 98 receiving yards (12.3 avg.)...Moved the chains on seven of his catches...**vs. Houston (Sept. 22):** Posted a single-game career-high 183 receiving yards and two TDs on 13 catches (14.1 avg.) along with a three-yard rush attempt...The game marked his third-straight game with at least eight receptions to start the season, becoming the 12th player all-time to do so...Eclipsed 30 career TD catches, becoming the 12th-ever Charger to do so...The 100-yard performance was his second of the season and gave him 23 for his career, good to tie WR Gary Garrison and Hall of Fame WR Charlie Joiner for No. 3 in team annals...Ended the game with 29 catches for 404 yards (13.9 avg.) and three TDs on the season, a league high for the year to that point in receptions and receiving yards...The 29 catches tied his own mark from 215 for the most receptions through the first

2019, LOS ANGELES CHARGERS

Games				Receiving						Rushing						Scrim
Date	Opp.	Res.	P/S	No.	Yds	Avg.	Lg	TD	Att	Yds	Avg.	Lg	TD			
09/08	Ind	W (OT)	1/1	8	123	15.4	28t	1	0	0	—	—	0	123		
09/15	at Det	L	1/1	8	98	12.3	23	0	0	0	—	—	0	98		
09/22	Hou	L	1/1	13	183	14.1	34	2	1	3	3.0	3	0	186		
09/29	at Mia	W	1/1	5	48	9.6	20	0	0	0	—	—	0	48		
10/06	Den	L	1/1	4	18	4.5	10	0	0	0	—	—	0	18		
10/13	Pit	L	1/1	2	33	16.5	19	0	0	0	—	—	0	33		
10/20	at Ten	L	1/1	4	61	15.3	17	0	0	0	—	—	0	61		
10/27	at Chi	W	1/1	7	53	7.6	17	0	0	0	—	—	0	53		
11/03	GB	W	1/1	3	40	13.3	20	0	0	0	—	—	0	40		
11/07	at Oak	L	1/1	8	68	8.5	26	0	1	18	18.0	18	0	68		
11/18	KC*	L	1/1	8	71	8.9	30	1	0	0	—	—	0	71		
12/01	at Den	L	1/1	6	68	11.3	36t	1	0	0	—	—	0	68		
12/08	at Jax	W	1/1	5	83	16.6	45	0	0	0	—	—	0	83		
12/15	Min	L	1/1	9	99	11.0	19	0	0	0	—	—	0	99		
12/22	Oak															
12/29	at KC															
'19 TOTALS				5-9	14/14	90	1,046	11.6	45	5	2	21	10.5	18	0	1,067

*Game played at Estadio Azteca in Mexico City, Mexico

three games of a season in Chargers history...**at Miami (Sept. 29):** Hauled in five passes for 48 yards (9.6 avg.)...Finished the game with 34 receptions and 452 yards on the season, setting all-time team marks in each category through the first four games of a season...Became the third player to eclipse 3,000 receiving yards since the beginning of the 2017 season, joining Julio Jones and DeAndre Hopkins...**vs. Denver (Oct. 6):** Posted four catches for 18 yards (4.5 avg.)...**vs. Pittsburgh (Oct. 13):** Registered a pair of receptions for 33 yards (16.5 avg.), moving the chains on both catches...**at Tennessee (Oct. 20):** Caught four passes for 61 yards (15.3 avg.), registering first downs on each reception...**at Chicago (Oct. 27):** Posted 53 receiving yards on seven catches (7.6 avg.)...**vs. Green Bay (Nov. 3):** Hauled in three passes for 40 yards (13.3 avg.)...**at Oakland (Nov. 7):** Registered eight receptions for 68 yards (8.5 avg.) and had an 18-yard carry...Eclipsed 100 career rushing yards...**vs. Kansas City (Estadio Azteca, Nov. 18):** Caught eight passes for 71 yards (8.9 avg.) and a TD, his second career score against the Chiefs...Eclipsed 6,000 career receiving yards, becoming the seventh Charger in history to do so...**at Denver (Dec. 1):** Recorded six receptions for 68 yards (11.3 avg.), including a 36-yard TD...Moved past Lance Alworth (493) for No. 5 in team annals for receptions...**at Jacksonville (Dec. 8):** Became the fifth Charger in history to reach 500 receptions with the team and moved to No. 6 on the team's all-time receiving yards list past Wes Chandler...Caught five passes for 83 yards (16.6 avg.)...**vs. Minnesota (Dec. 15):** Eclipsed 1,000 yards on the season, tying for the second-longest streak in team history by extending his to three-straight years...Posted nine receptions for 99 yards (11.0 avg.)...Reached 90 catches on the year, recording the fifth 90-catch season in Chargers history.

KEENAN ALLEN NFL STATISTICS

		– Receiving –							– Rushing –				– Scrimmage –	
Year	Team	GP	GS	No.	Yds	Avg.	Lg	TD	Att	Yds	Avg.	Lg	TD	Yards
2013	San Diego	15	14	71	1,046	14.7	43t	8	0	0	–	–	0	1,046
2014	San Diego	14	14	77	783	10.2	35	4	0	0	–	–	0	783
2015	San Diego	8	8	67	725	10.8	38	4	0	0	–	–	0	725
2016	San Diego	1	1	6	63	10.5	15	0	0	0	–	–	0	63
2017	Los Angeles Chargers	16	15	102	1,393	13.7	51	6	2	9	4.5	6	0	1,402
2018	Los Angeles Chargers	16	14	97	1,196	12.3	54	6	9	75	8.3	28	0	1,271
2019	Los Angeles Chargers	14	14	90	1046	11.6	45	5	2	21	10.5	18	0	1,067
NFL Totals		84	80	510	6,252	12.3	54	33	13	105	8.1	28	0	6,357

		– Kickoff Returns –					– Punt Returns –					– All-Purpose –	
Year	Team	No.	Yds	Avg.	Lg	TD	No.	FC	Yds	Avg.	Lg	TD	Yards
2013	San Diego	0	0	–	–	0	15	13	125	8.3	28	0	1,171
2014	San Diego	0	0	–	–	0	11	11	99	9.0	29	0	882
2015	San Diego	0	0	–	–	0	3	4	5	1.7	5	0	730
2016	San Diego	0	0	–	–	0	0	0	0	–	–	0	63
2017	Los Angeles Chargers	0	0	–	–	0	0	0	0	–	–	0	1,461
2018	Los Angeles Chargers	1	25	25.0	25	0	1	1	0	0.0	0	0	1,277
2019	Los Angeles Chargers	0	0	–	–	0	0	0	0	–	–	0	1,067
NFL Totals		1	25	25.0	25	0	30	29	229	7.6	29	0	6,651

POSTSEASON		– Receiving –							– Rushing –				– Scrimmage –	
Year	Team	GP	GS	No.	Yds	Avg.	Lg	TD	Att	Yds	Avg.	Lg	TD	Yards
2013	San Diego	2	2	8	163	20.4	49	2	0	0	–	–	0	163
2018	Los Angeles Chargers	2	1	6	112	18.7	43t	1	0	0	–	–	0	112
Postseason Totals		4	3	14	275	19.6	49	3	0	0	–	–	0	275

POSTSEASON		– Kickoff Returns –					– Punt Returns –					– All-Purpose –	
Year	Team	No.	Yds	Avg.	Lg	TD	No.	FC	Yds	Avg.	Lg	TD	Yards
2013	San Diego	0	0	–	–	0	0	2	0	–	–	0	163
2018	Los Angeles Chargers	0	0	–	–	0	0	0	0	–	–	0	112
Postseason Totals		0	0	–	–	0	0	2	0	–	–	0	275

SINGLE-GAME CAREER-HIGHS

REGULAR SEASON

Receptions 15 – Sept. 13, 2015 vs. Detroit
Receiving Yards 183 – Sept. 22, 2019 vs. Houston
Longest Catch 54 – Nov. 4, 2018 at Seattle
Receiving Touchdowns 2 (six times) – Last: Sept. 22, 2019 vs. Houston
Rushing Attempts 4 – Oct. 14, 2018 at Cleveland
Rushing Yards 41 – Oct. 14, 2018 at Cleveland
Longest Run 28 – Nov. 4, 2018 at Seattle
Scrimmage Yards 186 – Sept. 22, 2019 vs. Houston

POSTSEASON

Receptions 6 – Jan. 12, 2014 at Denver
Receiving Yards 142 – Jan. 12, 2014 at Denver
Longest Catch 49 – Jan. 12, 2014 at Denver
Receiving Touchdowns 2 – Jan. 12, 2014 at Denver

► MICHAEL BADGLEY


KICKER | MIAMI

5-10 | 183 lbs | SUMMIT, N.J.

FREE AGENT — 2018

EXPERIENCE: 2ND NFL SEASON

2ND YEAR WITH CHARGERS



4

2019: Played in six games, making 12-of-15 field goal attempts (80.0 pct.) and all 14 extra points for a total of 50 points...Inactive the first eight games of the season due to injury...Set team marks for kickers through the first 16 games of a career with 122 points and 27 made field goals...**vs. Indianapolis (Sept. 8):** Inactive (groin)...**at Detroit (Sept. 15):** Inactive (right groin)...**vs. Green Bay (Nov. 3):** Made his season debut by nailing four out of five field goals (80.0 pct.) and two extra points to total 14 points...**at Oakland (Nov. 7):** Made three extra points and a 27-yard field goal for a total of six points...**vs. Kansas City (Estadio Azteca, Nov. 18):** Totaled 12 points, making three

field goals on four attempts (75.0 pct.)...**at Denver (Dec. 1):** Made both extra points and two field goals, reaching eight points to eclipse 30 on the year...**at Jacksonville (Dec. 8):** Tied a single-game career high with six made extra points while also making his lone field goal attempt on the day...Set a team record by reaching 118 points in his 15th game, the most through the first 16 games of a career by a kicker in Chargers history...**vs. Minnesota (Dec. 15):** Made a field goal and an extra point...The made field goal marked the No. 27 of his career, setting a team mark for the most made field goals through the first 16 games of a career.

MICHAEL BADGLEY NFL STATISTICS

Year	Team	GP	- Field Goals -					- PAT -			Block	- Total - Points
			FG	FGA	Pct.	Lg	Blk	XP	XPA	Pct.		
2018	Los Angeles Chargers	10	15	16	93.8	59	0	27	28	96.4	0	72
2019	Los Angeles Chargers	6	12	15	80.0	49	0	14	14	100.0	0	50
NFL Totals		16	27	31	87.1	59	0	41	42	97.6	0	122

Year	Team	- 0-19 Yards -			- 20-29 Yards -			- 30-39 Yards -			- 40-49 Yards -			- 50+ Yards -		
		FG	FGA	Pct.	FG	FGA	Pct.	FG	FGA	Pct.	FG	FGA	Pct.	FG	FGA	Pct.
2018	Los Angeles Chargers	0	0	-	4	4	100.0	5	5	100.0	5	5	100.0	1	2	50.0
2019	Los Angeles Chargers	0	0	-	4	4	100.0	2	2	100.0	6	8	75.0	0	1	-
NFL Totals		0	0	-	8	8	100.0	7	7	100.0	11	13	84.6	1	3	33.3

Year	Team	GP	- Field Goals -					- PAT -			Block	- Total - Points
			FG	FGA	Pct.	Lg	Blk	XP	XPA	Pct.		
2018	Los Angeles Chargers	2	5	6	83.3	53	1	2	2	100.0	0	17

Year	Team	- 0-19 Yards -			- 20-29 Yards -			- 30-39 Yards -			- 40-49 Yards -			- 50+ Yards -		
		FG	FGA	Pct.	FG	FGA	Pct.	FG	FGA	Pct.	FG	FGA	Pct.	FG	FGA	Pct.
2018	Los Angeles Chargers	0	0	-	1	1	100.0	1	1	100.0	2	3	66.7	1	1	100.0

SINGLE-GAME CAREER-HIGHS

REGULAR SEASON

Points 14 (twice) – Last: Nov. 3, 2019 vs. Green Bay
Made Field Goals 4 (twice) – Last: Nov. 3, 2019 vs. Green Bay
Longest Field Goal 59 – Dec. 9, 2018 vs. Cincinnati*
Made Extra Points 6 (twice) – Last: Dec. 8, 2019 at Jacksonville
**Chargers Franchise Record*

POSTSEASON

Points 15 – Jan. 6, 2019 at Baltimore*
Made Field Goals 5 – Jan. 6, 2019 at Baltimore*
Longest Field Goal 53 – Jan. 6, 2019 at Baltimore
Made Extra Points 2 – Jan. 13, 2019 at New England
**Chargers Franchise Record*

► **TRAVIS BENJAMIN**

WIDE RECEIVER | CALIFORNIA
5-10 | 175 lbs | BELLE GLADE, FLA.
UFA (CLE) — 2016
EXPERIENCE: 8TH NFL SEASON
4TH YEAR WITH CHARGERS



2019: Appeared in five games, starting two as the third WR...Was inactive one game due to injury...Recorded six catches for 30 yards (5.0 avg.)...Placed on injured reserve with a quadriceps injury on Oct. 17...**vs. Indianapolis (Sept. 8):** Started as the third WR, hauling in two passes for 12 yards (6.0 avg.)...**at Detroit (Sept. 15):** Appeared on 44 offensive snaps...**vs. Houston (Sept. 22):** Recorded two catches for five yards (2.5 avg.) after starting as the third WR...**at Miami (Sept. 29):** Inactive (hip)...**vs. Denver (Oct. 6):** Caught a 13-yard pass...**vs. Pittsburgh (Oct. 13):** Had a reception.

2019, LOS ANGELES CHARGERS																
Date	Opp.	Res.	Games P/S	Receiving					Rushing					Scrim Yds		
				No.	Yds	Avg.	Lg	TD	Att	Yds	Avg.	Lg	TD			
09/08	Ind	W (OT)	1/1	2	12	6.0	10	0	0	0	-	-	0	12		
09/15	at Det	L	1/1	0	0	-	-	0	0	0	-	-	0	0		
09/22	Hou	L	1/0	2	5	2.5	12	0	0	0	-	-	0	5		
09/29	at Mia	W	0/0	- Inactive -												
10/06	Den	L	1/0	1	13	13.0	13	0	0	0	-	-	0	13		
10/13	Pit	L	1/0	1	0	-	-	0	0	0	-	-	0	0		
10/20	at Ten	L	0/0	- Reserve/Injured -												
10/27	at Chi	W	0/0	- Reserve/Injured -												
11/03	GB	W	0/0	- Reserve/Injured -												
11/07	at Oak	L	0/0	- Reserve/Injured -												
11/18	KC*	L	0/0	- Reserve/Injured -												
12/01	at Den	L	0/0	- Reserve/Injured -												
12/08	at Jax	W	0/0	- Reserve/Injured -												
12/15	Min	L	0/0	- Reserve/Injured -												
12/22	Oak															
12/29	at KC															
*19 TOTALS				5-9	5/2	6	30	5.0	13	0	0	0	-	-	0	30
*Game played at Estadio Azteca in Mexico City, Mexico																

TRAVIS BENJAMIN NFL STATISTICS

– Receiving –										– Rushing –				– Scrimmage –	
Year	Team	GP	GS	No.	Yds	Avg.	Lg	TD	Att	Yds	Avg.	Lg	TD	Yards	
2012	Cleveland.....	14	3	18	298	16.6	69t	2	6	66	11.0	35	0	364	
2013	Cleveland.....	8	3	5	105	21.0	39	0	1	45	45.0	45	0	150	
2014	Cleveland.....	16	0	18	314	17.4	43	3	3	11	3.7	10	0	325	
2015	Cleveland.....	16	15	68	966	14.2	61	5	4	12	3.0	10	0	978	
2016	San Diego.....	14	8	47	677	14.4	54	4	2	-3	-1.5	-1	0	674	
2017	Los Angeles Chargers.....	16	3	34	567	16.7	62t	4	13	96	7.4	22	0	663	
2018	Los Angeles Chargers.....	12	3	12	186	15.5	46t	1	7	41	5.9	19	0	227	
2019	Los Angeles Chargers.....	5	2	6	30	5.0	13	0	0	0	–	–	0	30	
NFL Totals.....		101	37	208	3,143	15.1	69t	19	36	268	7.4	45	0	3,411	

– Kickoff Returns –							– Punt Returns –						– All-Purpose –	
Year	Team	No.	Yds	Avg.	Lg	TD	No.	FC	Yds	Avg.	Lg	TD	Yards	
2012	Cleveland.....	3	76	25.3	29	0	3	1	149	49.7	93t	1	589	
2013	Cleveland.....	3	146	48.7	86	0	22	7	257	11.7	79t	1	553	
2014	Cleveland.....	12	246	20.5	28	0	15	8	127	8.5	37	0	698	
2015	Cleveland.....	0	0	–	–	0	28	10	324	11.6	78t	1	1,302	
2016	San Diego.....	0	0	–	–	0	9	0	59	6.6	18	0	733	
2017	Los Angeles Chargers.....	0	0	–	–	0	27	25	257	9.5	65t	1	920	
2018	Los Angeles Chargers.....	1	17	17.0	17	0	5	4	16	3.2	8	0	260	
2019	Los Angeles Chargers.....	0	0	–	–	0	0	0	0	–	–	0	30	
NFL Totals.....		19	485	25.5	86	0	109	55	1,189	10.9	93t	4	5,085	

POSTSEASON				– Receiving –					– Rushing –					– Scrimmage –	
Year	Team	GP	GS	No.	Yds	Avg.	Lg	TD	Att	Yds	Avg.	Lg	TD	Yards	
2018	Los Angeles Chargers.....	2	0	3	11	3.7	8	0	0	0	–	–	0	11	

POSTSEASON				– Kickoff Returns –					– Punt Returns –						– All-Purpose –	
Year	Team	No.	Yds	Avg.	Lg	TD	No.	FC	Yds	Avg.	Lg	TD	Yards			
2018	Los Angeles Chargers.....	1	6	6.0	6	0	0	0	0	–	–	0	17			

SINGLE-GAME CAREER-HIGHS

REGULAR SEASON

Receptions 9 – Oct. 18, 2015 vs. Denver
Receiving Yards 117 (twice) – Last: Oct. 9, 2016 at Oakland
Longest Catch 69t – Dec. 16, 2012 vs. Washington
Receiving Touchdowns 2 (three times) – Last: Sept. 18, 2016 vs. Jacksonville
Rushing Attempts 2 (three times) – Last: Dec. 31, 2017 vs. Oakland
Rushing Yards 45 – Oct. 13, 2013 vs. Detroit
Longest Run 45 – Oct. 13, 2013 vs. Detroit
Kickoff Returns 5 – Dec. 7, 2014 vs. Indianapolis
Kickoff Return Yards 99 – Dec. 7, 2014 vs. Indianapolis
Longest Kickoff Return 86 – Oct. 20, 2013 at Green Bay
Punt Returns 7 – Oct. 3, 2013 vs. Buffalo
Punt Return Yards 179 – Oct. 3, 2013 vs. Buffalo
Longest Punt Return 93t – Dec. 9, 2012 vs. Kansas City
Punt Return Touchdowns 1 (four times) – Last: Oct. 22, 2017 vs. Denver

POSTSEASON

Receptions 3 – Jan. 6, 2019 at Baltimore
Receiving Yards 11 – Jan. 6, 2019 at Baltimore
Longest Catch 8 – Jan. 6, 2019 at Baltimore

▶ JOEY BOSA

DEFENSIVE END | OHIO STATE
6-5 | 280 lbs | FT. LAUDERDALE, FLA.
DRAFT 1 — 2016
EXPERIENCE: 4TH NFL SEASON
4TH YEAR WITH CHARGERS



2019: Named AFC Defensive Player of the Week for his efforts in a Week 8 win at Chicago: 12 tackles (eight solo), two sacks and six tackles for loss...Started all 14 games at DE, posting 83 tackles (54 solo), 10.5 sacks and 19.5 tackles for loss...Added a forced fumble...Reached 30 career sacks, becoming the 10th player in history to do so in a Chargers uniform...Posted three-straight multi-sack games, including back-to-back games with two-plus sacks, the first Charger to do so since LB Kevin Burnett in 2010...**vs. Indianapolis (Sept. 8):** Finished with 10 tackles (five solo), an eight-yard sack and a tackle for loss...Sped past T/G Graden Smith to bring QB Jacoby Brissett down for the sack late in the second quarter...**at Detroit (Sept. 15):** Recorded six tackles (four solo)...**vs. Houston (Sept. 22):** Totaled five tackles (three solo)...Posted 1.5 tackles for loss, including a nine-yard sack that he split with LB Thomas Davis Sr. ...**at Miami (Sept. 29):** Recorded a half-sack and finished with six tackles (three solo)...**vs. Denver (Oct. 6):** Played in the 40th game of his career...Finished with seven solo stops and a six-yard sack...Recorded two tackles for loss...**vs. Pittsburgh (Oct. 13):** Recorded six tackles (four solo)...**at Tennessee (Oct. 20):** Posted 10 tackles (six solo), including a pair of sacks that totaled 17 yards...Forced a fumble...**at Chicago (Oct. 27):** Named AFC Defensive Player of the Week for his performance...Set a season high with 12 tackles (eight solo), two sacks and six tackles for loss...Registered the second game with two-plus sacks in as many weeks, becoming the first Charger since Kevin Burnett in 2010 to do so...**vs. Green Bay (Nov. 3):** Extended his streak of multi-sack games to three-straight, finishing with three tackles (two solo) and the 1.5 tackles for loss...The sacks marked the first of

2019, LOS ANGELES CHARGERS

Date	Opp.	Res.	Games P/S	Tackles					Yd	TFL	Interceptions					Fumbles	
				Tot	So	As	Sk	Yd			No.	Yd	Lg	TD	PD	FF	FR
09/08	Ind	W (OT)	1/1	10	5	5	1.0	8	1	0	0	0	0	0	0	0	0
09/15	at Det	L	1/1	6	4	2	0	0	0	0	0	0	0	0	0	0	0
09/22	Hou	L	1/1	5	3	2	0.5	4.5	1.5	0	0	0	0	0	0	0	0
09/29	at Mia	W	1/1	6	3	3	0.5	2	0.5	0	0	0	0	0	0	0	0
10/06	Den	L	1/1	7	7	0	1.0	6	2	0	0	0	0	0	0	0	0
10/13	Pit	L	1/1	6	4	2	0	0	0	0	0	0	0	0	0	0	0
10/20	at Ten	L	1/1	10	6	4	2.0	17	2	0	0	0	0	0	0	1	0
10/27	at Chi	W	1/1	12	8	4	2.0	13	6	0	0	0	0	0	0	0	0
11/03	GB	W	1/1	3	2	1	1.5	12	1.5	0	0	0	0	0	0	0	0
11/07	at Oak	L	1/1	3	2	1	0	0	1	0	0	0	0	0	0	0	0
11/18	KC*	L	1/1	3	2	1	0	0	0	0	0	0	0	0	0	0	0
12/01	at Den	L	1/1	2	0	2	0	0	0	0	0	0	0	0	0	0	0
12/08	at Jax	W	1/1	5	3	2	2.0	7	3	0	0	0	0	0	0	0	0
12/15	Min	L	1/1	5	5	0	0	0	1	0	0	0	0	0	0	0	0
12/22	Oak																
12/29	at KC																
'19 TOTALS				83	54	29	10.5	69.5	19.5	0	0	0	0	0	0	1	0

*Game played at Estadio Azteca in Mexico City, Mexico

his career of QB Aaron Rodgers...**at Oakland (Nov. 7):** Saw his streak of games with a sack come to an end...Recorded three tackles (two solo) and a tackle for loss...**vs. Kansas City (Estadio Azteca, Nov. 18):** Posted three tackles (two solo)...**at Denver (Dec. 1):** Assisted on a pair of tackles...**at Jacksonville (Dec. 8):** Recorded two sacks and three tackles for loss, finishing with five tackles (three solo)...The two sacks moved him into sole possession of No. 8 on the team's all-time sacks list...**vs. Minnesota (Dec. 15):** Registered five solo tackles and a tackle for loss.

JOEY BOSA NFL STATISTICS

Year	Team	GP	GS	– Tackles –						– Interceptions –					– Fumbles –			ST Tackles	
				Total	Solo	Asst	Sacks	Yds	TFL	No.	Yds	Lg	TD	PD	FF	FR	Yds		
2016	San Diego	12	11	48	33	15	10.5	71.5	19	0	0	–	0	2	1	0	0	0	
2017	Los Angeles Chargers.....	16	16	99	61	38	12.5	66	17.5	0	0	–	0	2	4	1	0	0	
2018	Los Angeles Chargers.....	7	6	24	19	5	5.5	42.5	7.5	0	0	–	0	0	0	1	0	0	
2019	Los Angeles Chargers.....	14	14	83	54	29	10.5	69.5	19.5	0	0	–	0	0	1	0	0	0	
NFL Totals.....				49	47	254	167	87	39.0	249.5	63.5	0	0	–	0	4	6	2	0
POSTSEASON				– Tackles –						– Interceptions –					– Fumbles –			ST Tackles	
Year	Team	GP	GS	Total	Solo	Asst	Sacks	Yds	TFL	No.	Yds	Lg	TD	PD	FF	FR	Yds		
2018	Los Angeles Chargers.....	2	2	3	2	1	1.0	6	1	0	0	–	0	0	0	0	0	0	

► CORTEZ BROUGHTON

DEFENSIVE TACKLE | CINCINNATI
6-2 | 291 lbs | WARNER ROBINS, GA.
DRAFT 7 — 2019
EXPERIENCE: ROOKIE
1ST YEAR WITH CHARGERS



2019: Played in two games and was inactive for seven others... Recorded five tackles (two solo)...**vs. Indianapolis (Sept. 8):** Inactive (healthy scratch)...**at Miami (Sept. 29):** Made his NFL debut, finishing with a solo stop...**vs. Denver (Oct. 6):** Inactive (healthy scratch)...**at Tennessee (Oct. 20):** Posted four tackles (one solo)...**at Chicago (Oct. 27):** Inactive (illness).

2019, LOS ANGELES CHARGERS

Games				Tackles							Interceptions					Fumbles	
Date	Opp.	Res.	P/S	Tot	So	As	Sk	Yd	TFL	No.	Yd	Lg	TD	PD	FF	FR	
09/08	Ind	W (OT)	0/0				Inactive –										
09/15	at Det	L	0/0				Inactive –										
09/22	Hou	L	0/0				Inactive –										
09/29	at Mia	W	1/0	1	1	0	0	0	0	0	0	–	0	0	0	0	
10/06	Den	L	0/0				Inactive –										
10/13	Pit	L	0/0				Inactive –										
10/20	at Ten	L	1/0	4	1	3	0	0	0	0	0	–	0	0	0	0	
10/27	at Chi	W	0/0				Inactive –										
11/03	GB	W	0/0				Inactive –										
11/07	at Oak	L	0/0				Inactive –										
11/18	KC*	L	0/0				– Reserve/Non-Football Illness –										
12/01	at Den	L	0/0				– Reserve/Non-Football Illness –										
12/08	at Jax	W	0/0				– Reserve/Non-Football Illness –										
12/15	Min	L	0/0				– Reserve/Non-Football Illness –										
12/22	Oak																
12/29	at KC																
'19 TOTALS			5-9	2/0	5	2	3	0	0	0	0	–	0	0	0	0	

*Game played at Estadio Azteca in Mexico City, Mexico

CORTEZ BROUGHTON NFL STATISTICS

Year	Team	GP	GS	- Tackles -				Yds	TFL	- Interceptions -					- Fumbles -			
				Total	Solo	Asst	Sacks			No.	Yds	Lg	TD	PD	FF	FR	Yds	ST Tackles
2019	Los Angeles Chargers.....	2	0	5	2	3	0.0	0	0	0	0	-	0	0	0	0	0	0

► JATAVIS BROWN

LINEBACKER | AKRON

5-11 | 221 lbs | BELLE GLADE, FLA.

DRAFT 5 — 2016

EXPERIENCE: 4TH NFL SEASON

4TH YEAR WITH CHARGERS



2019, LOS ANGELES CHARGERS

Date	Opp.	Res.	Games		Tackles						Interceptions					Fumbles	
			P/S		Tot	So	As	Sk	Yd	TFL	No.	Yd	Lg	TD	PD	FF	FR
09/08	Ind	W (OT)	0/0														
09/15	at Det	L	0/0														
09/22	Hou	L	1/0	0	0	0	0	0	0	0	0	0	-	0	0	0	
09/29	at Mia	W	1/0	0	0	0	0	0	0	0	0	0	-	0	0	0	
10/06	Den	L	1/0	2	0	2	0	0	0	0	0	0	-	0	0	1	
10/13	Pit	L	1/0	1	0	1	0	0	0	0	0	0	-	0	0	0	
10/20	at Ten	L	1/0	0	0	0	0	0	0	0	0	0	-	0	0	0	
10/27	at Chi	W	0/0														
11/03	GB	W	1/0	0	0	0	0	0	0	0	0	0	-	0	0	0	
11/07	at Oak	L	1/0	0	0	0	0	0	0	0	0	0	-	0	0	0	
11/18	KC*	L	1/1	7	3	4	0	0	0	0	0	0	-	0	0	1	
12/01	at Den	L	1/0	0	0	0	0	0	0	0	0	0	-	0	0	0	
12/08	at Jax	W	1/0	0	0	0	0	0	0	0	0	0	-	0	0	0	
12/15	Min	L	1/0	0	0	0	0	0	0	0	0	0	-	0	0	0	
12/22	Oak																
12/29	at KC																
'19 TOTALS			5-9	11/1	10	3	7	0	0	0	0	0	0	-	0	0	1

*Game played at Estadio Azteca in Mexico City, Mexico

2019: Played in 11 games with one start and was inactive three others...Posted 10 tackles (three solo), forced a fumble and had a recovery...Recorded four tackles on special teams...**vs. Indianapolis (Sept. 8):** Inactive (ankle)...**vs. Houston (Sept. 22):** Made his season debut, appearing on 11 special teams plays...**at Miami (Sept. 29):** Appeared on 11 defensive snaps and 12 on special teams...Finished with a special teams tackle...**vs. Denver (Oct. 6):** Assisted on a pair of tackles...Recovered a fumble at the start of the second quarter that was forced on a strip-sack by LB Uchenna Nwosu...**vs. Pittsburgh (Oct. 13):** Assisted on a tackle...**at Tennessee (Oct. 20):** Played on 15 special teams snaps...**at Chicago (Oct. 27):** Inactive (healthy scratch)...**vs. Green Bay (Nov. 3):** Recorded a special teams tackle, seeing time on 15 special teams plays...**at Oakland (Nov. 7):** Reached 50 career games played, contributing with a tackle on special teams...**vs. Kansas City (Estadio Azteca, Nov. 18):** Made his first start at LB of the season, finishing with seven tackles (three solo) and a forced fumble...**at Denver (Dec. 1):** Saw time on 25 special teams plays, recording a special teams tackle...**at Jacksonville (Dec. 8):** Played 11 defensive snaps and 19 on special teams...**vs. Minnesota (Dec. 15):** Participated on 14 special teams plays.

JATAVIS BROWN NFL STATISTICS

Year	Team	GP	GS	- Tackles -					Yds	TFL	- Interceptions -					- Fumbles -			ST Tackles
				Total	Solo	Asst	Sacks				No.	Yds	Lg	TD	PD	FF	FR	Yds	
2016	San Diego	12	7	73	52	21	3.5	24	0	0	0	0	-	0	8	2	1	0	3
2017	Los Angeles Chargers	16	5	78	58	20	0.0	0	2	0	0	0	-	0	0	0	1	0	4
2018	Los Angeles Chargers	15	10	100	69	31	1.0	8	1	0	0	0	-	0	4	1	0	0	4
2019	Los Angeles Chargers	11	1	10	3	7	0	0	0	0	0	0	-	0	0	1	1	0	4
NFL Totals		54	23	261	182	79	4.5	32	3		0	0	-	0	12	4	3	0	15
Year	Team	GP	GS	- Tackles -					Yds	TFL	- Interceptions -					- Fumbles -			ST Tackles
				Total	Solo	Asst	Sacks				No.	Yds	Lg	TD	PD	FF	FR	Yds	
2018	Los Angeles Chargers	0	0	0	0	0	0.0	0	0	0	0	0	-	0	0	0	0	0	0

▶ SEAN CULKIN

TIGHT END | MISSOURI

6-5 | 255 lbs | INDIAN ROCKS BEACH, FLA.

FREE AGENT — 2017

EXPERIENCE: 3RD NFL SEASON

3RD YEAR WITH CHARGERS



80

2019: Appeared in four games on the season, starting two games – one at TE and one as the second TE...Recorded a 12-yard catch...Placed on injured reserve on Oct. 1 with an ankle injury...**vs. Indianapolis (Sept. 8):** Saw action on an offensive play and 12 snaps on special teams...**at Detroit (Sept. 15):** Started as the second TE, totaling 16 snaps on offense and seven on special teams...**vs. Houston (Sept. 22):** Saw action on 44 offensive snaps while contributing on eight special teams plays...**at Miami (Sept. 29):** Started at TE and hauled in a 12-yard reception that led to a one-yard TD run by RB Austin Ekeler.

2019, LOS ANGELES CHARGERS

Date	Opp.	Res.	Games P/S	Receiving					Rushing					Scrim Yds
				No.	Yds	Avg.	Lg	TD	Att	Yds	Avg.	Lg	TD	
09/08	Ind	W (OT)	1/0	0	0	–	–	0	0	0	–	–	0	0
09/15	at Det	L	1/1	0	0	–	–	0	0	0	–	–	0	0
09/22	Hou	L	1/0	0	0	–	–	0	0	0	–	–	0	0
09/29	at Mia	W	1/1	1	12	12.0	12	0	0	0	–	–	0	12
10/06	Den	L	0/0	– Reserve/Injured –										
10/13	Pit	L	0/0	– Reserve/Injured –										
10/20	at Ten	L	0/0	– Reserve/Injured –										
10/27	at Chi	W	0/0	– Reserve/Injured –										
11/03	GB	W	0/0	– Reserve/Injured –										
11/07	at Oak	L	0/0	– Reserve/Injured –										
11/18	KC*	L	0/0	– Reserve/Injured –										
12/01	at Den	L	0/0	– Reserve/Injured –										
12/08	at Jax	W	0/0	– Reserve/Injured –										
12/15	Min	L	0/0	– Reserve/Injured –										
12/22	Oak			– Reserve/Injured –										
12/29	at KC													
'19 TOTALS				1	12	12.0	12	0	0	0	–	–	0	12

*Game played at Estadio Azteca in Mexico City, Mexico

SEAN CULKIN NFL STATISTICS

Year	Team	GP	GS	– Receiving –					– Rushing –					– Scrimmage –	
				No.	Yds	Avg.	Lg	TD	Att	Yds	Avg.	Lg	TD	Yards	
2017	Los Angeles Chargers	1	0	0	0	–	–	0	0	0	–	–	0	0	
2018	Los Angeles Chargers	13	10	1	24	24.0	24	0	0	0	–	–	0	24	
2019	Los Angeles Chargers	4	2	1	12	12.0	12	0	0	0	–	–	0	12	
NFL Totals		18	12	2	36	18.0	12	0	0	0	–	–	0	36	
Year	Team	GP	GS	– Receiving –					– Rushing –					– Scrimmage –	
				No.	Yds	Avg.	Lg	TD	Att	Yds	Avg.	Lg	TD	Yards	
2018	Los Angeles Chargers	1	0	0	0	–	–	0	0	0	–	–	0	0	

SINGLE-GAME CAREER-HIGHS

REGULAR SEASON

Receptions 1 (twice) – Last: Sept. 29, 2019 at Miami
Receiving Yards 24 – Nov. 25, 2018 vs. Arizona
Longest Catch 24 – Nov. 25, 2018 vs. Arizona

► GEREMY DAVIS

WIDE RECEIVER | CONNECTICUT
6-3 | 211 lbs | LAWRENCEVILLE, GA.
FREE AGENT — 2016
EXPERIENCE: 5TH NFL SEASON
4TH YEAR WITH CHARGERS



2019, LOS ANGELES CHARGERS

Date	Opp.	Res.	Games		Receiving					Rushing					Scrim Yds
			P/S		No.	Yds	Avg.	Lg	TD	Att	Yds	Avg.	Lg	TD	
09/08	Ind	W (OT)	0/0		- Inactive -										
09/15	at Det	L	1/0	0	0	-	-	0	0	0	-	-	0	0	
09/22	Hou	L	1/0	0	0	-	-	0	0	0	-	-	0	0	
09/29	at Mia	W	1/0	2	25	12.5	19	0	0	0	-	-	0	25	
10/06	Den	W	1/0	0	0	-	-	0	0	0	-	-	0	0	
10/13	Pit	L	1/0	1	13	13.0	13	0	0	0	-	-	0	13	
10/20	at Ten	L	1/1	0	0	-	-	0	0	0	-	-	0	0	
10/27	at Chi	W	1/0	0	0	-	-	0	0	0	-	-	0	0	
11/03	GB	W	0/0		- Inactive -										
11/07	at Oak	L	0/0		- Inactive -										
11/18	KC*	L	0/0		- Inactive -										
12/01	at Den	L	0/0		- Reserve/Injured -										
12/08	at Jax	W	0/0		- Reserve/Injured -										
12/15	Min	L	0/0		- Reserve/Injured -										
12/22	Oak														
12/29	at KC														
'19 TOTALS			5-9	7/1	3	38	12.7	19	0	0	0	-	-	0	38

*Game played at Estadio Azteca in Mexico City, Mexico

2019: Saw action in seven games, starting one as the third WR, and was inactive for four others...Recorded three receptions for 38 yards (12.7 avg.)...Posted five tackles on special teams...Placed on injured reserve on Nov. 30...**vs. Indianapolis (Sept. 8):** Inactive (hamstring)...**at Detroit (Sept. 15):** Made his season debut in the 30th game of his career, playing 12 special teams snaps and one on offense...Recorded a special teams tackle...**vs. Houston (Sept. 22):** Participated on 16 special teams plays...**at Miami (Sept. 29):** Registered the first offensive statistics of his Chargers career, hauling in two passes for 25 yards (12.5 avg.)...Recorded a pair of stops on special teams...**vs. Denver (Oct. 6):** Contributed on 17 special teams plays while seeing time on one offensive snap...**vs. Pittsburgh (Oct. 13):** Posted a 13-yard catch...**at Tennessee (Oct. 20):** Started the first game of his career, doing so as the third WR...Posted a special teams tackle...**at Chicago (Oct. 27):** Played eight snaps on offense and 14 on special teams, recording a special teams tackle for the second-straight week...**vs. Green Bay (Nov. 3):** Inactive (hamstring).

GEREMY DAVIS NFL STATISTICS

Year	Team	GP	GS	- Receiving -					- Rushing -					- Scrimmage -	
				No.	Yds	Avg.	Lg	TD	Att	Yds	Avg.	Lg	TD	Yards	
2015	New York Giants	10	0	2	21	10.5	16	0	0	0	-	-	0	21	
2016	San Diego	3	0	0	0	-	-	0	0	0	-	-	0	0	
2017	Los Angeles Chargers	2	0	0	0	-	-	0	0	0	-	-	0	0	
2018	Los Angeles Chargers	14	0	0	0	-	-	0	0	0	-	-	0	0	
2019	Los Angeles Chargers	7	1	3	38	12.7	19	0	0	0	-	-	0	38	
NFL Totals		36	1	5	59	11.8	19	0	0	0	-	-	0	59	
Year	Team	GP	GS	- Receiving -					- Rushing -					- Scrimmage -	
				No.	Yds	Avg.	Lg	TD	Att	Yds	Avg.	Lg	TD	Yards	
2018	Los Angeles Chargers	2	0	0	0	-	-	0	0	0	-	-	0	0	

SINGLE-GAME CAREER-HIGHS

REGULAR SEASON

Receptions 2 - Sept. 29, 2019 at Miami
Receiving Yards 25 - Sept. 29, 2019 at Miami
Longest Catch 19 - Sept. 29, 2019 at Miami

► MICHAEL DAVIS

CORNERBACK | BRIGHAM YOUNG

6-2 | 195 lbs | GLENDALE, CALIF.

FREE AGENT — 2017

EXPERIENCE: 3RD NFL SEASON

3RD YEAR WITH CHARGERS



43

2019: Started 10 games at LCB and was inactive for two others... Recorded 37 tackles (28 solo), a tackle for loss, broke up eight passes and had the first INT of his career...**vs. Indianapolis (Sept. 8):** Started at LCB before departing with a hamstring injury...**at Detroit (Sept. 15):** Inactive (hamstring)...**at Miami (Sept. 29):** Returned to start at LCB after a two-week absence...Finished with three solo tackles and the first INT of his career...**vs. Denver (Oct. 6):** Recorded three tackles (one solo) and broke up a pass...**vs. Pittsburgh (Oct. 13):** Set a season high with seven tackles (five solo) and a tackle for loss...**at Tennessee (Oct. 20):** Had seven tackles for the second-straight week (four solo)...Had a pass defended...**at Chicago (Oct. 27):** Registered two solo tackles...**vs. Green Bay (Nov. 3):** Posted five solo stops and broke up a pass...**at Oakland (Nov. 7):** Recorded four solo tackles and a pass defended...**vs. Kansas City (Estadio Azteca, Nov. 18):** Had a solo stop and a pass defended...Appeared in the 40th game of his career...**vs. Minnesota (Dec. 15):** Returned from suspension to post five tackles (three solo) and two passes defended.

2019, LOS ANGELES CHARGERS

Date	Opp.	Res.	Games		Tackles					TFL	Interceptions					Fumbles	
			Tot	So	As	Sk	Yd	No.	Yd		Lg	TD	PD	FF	FR		
09/08	Ind	W (OT)	1/1	0	0	0	0	0	0	0	0	0	0	0	0	0	
09/15	at Det	L	0/0	- Inactive -					0	0	0	0	0	0	0	0	
09/22	Hou	L	0/0	- Inactive -					0	0	0	0	0	0	0	0	
09/29	at Mia	W	1/1	3	3	0	0	0	0	1	0	0	0	1	0	0	
10/06	Den	L	1/1	3	1	2	0	0	0	0	0	0	0	1	0	0	
10/13	Pit	L	1/1	7	5	2	0	0	1	0	0	0	0	0	0	0	
10/20	at Ten	L	1/1	7	4	3	0	0	0	0	0	0	0	1	0	0	
10/27	at Chi	W	1/1	2	2	0	0	0	0	0	0	0	0	0	0	0	
11/03	GB	W	1/1	5	5	0	0	0	0	0	0	0	0	1	0	0	
11/07	at Oak	L	1/1	4	4	0	0	0	0	0	0	0	0	1	0	0	
11/18	KC*	L	1/1	1	1	0	0	0	0	0	0	0	0	1	0	0	
12/01	at Den	L	0/0	- Reserve/Suspended -					0	0	0	0	0	0	0	0	
12/08	at Jax	W	0/0	- Reserve/Suspended -					0	0	0	0	0	0	0	0	
12/15	Min	L	1/1	5	3	2	0	0	0	0	0	0	0	2	0	0	
12/22	Oak																
12/29	at KC																
'19 TOTALS			5-9 10/10	37	28	9	0	0	1	1	0	0	0	8	0	0	

*Game played at Estadio Azteca in Mexico City, Mexico

MICHAEL DAVIS NFL STATISTICS

Year	Team	GP	GS	- Tackles -					Yds	TFL	- Interceptions -					- Fumbles -			ST Tackles
				Total	Solo	Asst	Sacks				No.	Yds	Lg	TD	PD	FF	FR	Yds	
2017	Los Angeles Chargers	15	0	4	4	0	0.0	0	0	0	0	0	0	0	2	0	0	0	15
2018	Los Angeles Chargers	16	9	43	35	8	0.0	0	0	0	0	0	0	0	8	0	0	0	6
2019	Los Angeles Chargers	9	9	37	28	9	0.0	0	1	1	0	0	0	0	8	0	0	0	0
NFL Totals		40	18	84	67	17	0.0	0	1	1	0	0	0	18	0	0	0	0	21
POSTSEASON				- Tackles -					Yds	TFL	- Interceptions -					- Fumbles -			ST Tackles
Year	Team	GP	GS	Total	Solo	Asst	Sacks				No.	Yds	Lg	TD	PD	FF	FR	Yds	
2018	Los Angeles Chargers	2	2	7	5	2	0.0	0	0	0	0	0	0	0	2	0	0	0	0

► THOMAS DAVIS SR.

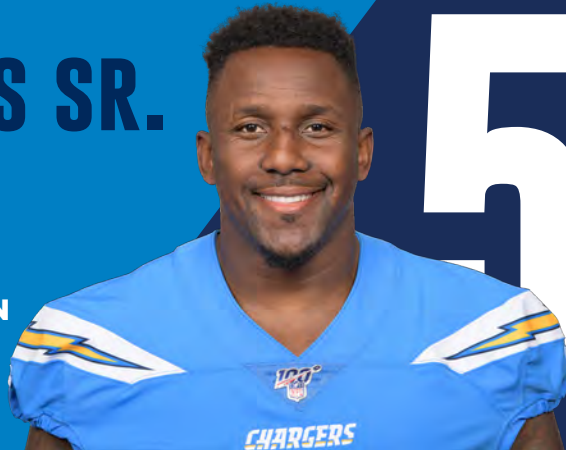
LINEBACKER | GEORGIA

6-1 | 235 lbs | SHELLMAN, GA.

UFA (CAR) — 2019

EXPERIENCE: 15TH NFL SEASON

1ST YEAR WITH CHARGERS



58

2019: Started all 14 games at LB, totaling 135 tackles (93 solo) and a pass defended...Posted a pair of half-sacks and three tackles for loss...Registered back-to-back games with 10-plus tackles for the first time since 2015...Totaled six games with double-digit stops...
vs. Indianapolis (Sept. 8): Made his Chargers debut, posting 12 tackles (seven solo)...**at Detroit (Sept. 15):** Recorded a team-high 15 tackles (nine solo) and broke up a pass...The 15 tackles marked his second-straight game with double-digit tackles, his first back-to-back performances since 2015...**vs. Houston (Sept. 22):** Posted nine tackles (seven solo) and 0.5 tackles for loss where he split a nine-yard sack with DE Joey Bosa...**at Miami (Sept. 29):** Recorded five tackles (four solo) and a half-sack...**vs. Denver (Oct. 6):** Registered seven tackles (four solo)...**vs. Pittsburgh (Oct. 13):** Posted nine tackles (five solo)...**at Tennessee (Oct. 20):** Recorded 11 tackles (nine solo)...**at Chicago (Oct. 27):** Finished with 10 tackles (eight solo) and a tackle for loss, marking his fourth double-digit tackle performance of the season...**vs. Green Bay (Nov. 3):** Recorded six tackles (four solo)...**at Oakland (Nov. 7):** Posted 13 tackles (10 solo) and a tackle for loss for his fifth double-digit tackle performance...**vs. Kansas City (Estadio Azteca, Nov. 18):** Recorded his sixth double-digit tackle performance on the year, totaling 15 tackles (10 solo)...**at Denver (Dec. 1):** Reached 170 career starts, finishing with eight tackles (six solo)...**at Jacksonville (Dec. 8):** Posted eight tackles (four solo)...**vs. Minnesota (Dec. 15):** Registered seven tackles (six solo).

2019, LOS ANGELES CHARGERS

Date	Opp.	Res.	Games		Tot	Tackles				Yd	TFL	Interceptions					Fumbles	
			P/S			So	As	Sk				No.	Yd	Lg	TD	PD	FF	FR
09/08	Ind	W (OT)	1/1		12	7	5	0	0	0	0	0	0	-	0	0	0	0
09/15	at Det	L	1/1		15	9	6	0	0	0	0	0	0	-	0	1	0	0
09/22	Hou	L	1/1		9	7	2	0.5	4.5	0.5	0	0	0	-	0	0	0	0
09/29	at Mia	W	1/1		5	4	1	0.5	1	0.5	0	0	0	-	0	0	0	0
10/06	Den	L	1/1		7	4	3	0	0	0	0	0	0	-	0	0	0	0
10/13	Pit	L	1/1		9	5	4	0	0	0	0	0	0	-	0	0	0	0
10/20	at Ten	L	1/1		11	9	2	0	0	0	0	0	0	-	0	0	0	0
10/27	at Chi	W	1/1		10	8	2	0	0	1	0	0	0	-	0	0	0	0
11/03	GB	W	1/1		6	4	2	0	0	0	0	0	0	-	0	0	0	0
11/07	at Oak	L	1/1		13	10	3	0	0	1	0	0	0	-	0	0	0	0
11/18	KC*	L	1/1		15	10	5	0	0	0	0	0	0	-	0	0	0	0
12/01	at Den	L	1/1		8	6	2	0	0	0	0	0	0	-	0	0	0	0
12/08	at Jax	W	1/1		8	4	4	0	0	0	0	0	0	-	0	0	0	0
12/15	Min	L	1/1		7	6	1	0	0	0	0	0	0	-	0	0	0	0
12/22	Oak																	
12/29	at KC																	
'19 TOTALS			5-9	14/14	135	93	42	1.0	5.5	3	0	0	-	0	1	0	0	0

*Game played at Estadio Azteca in Mexico City, Mexico

THOMAS DAVIS SR. NFL STATISTICS

Year	Team	GP	GS	- Tackles -						- Interceptions -					- Fumbles -			ST Tackles
				Total	Solo	Asst	Sacks	Yds	TFL	No.	Yds	Lg	TD	PD	FF	FR	Yds	
2005	Carolina	16	1	28	18	10	1.5	13	3	0	0	-	0	0	1	0	0	10
2006	Carolina	14	14	96	73	23	1.5	10	5	0	0	-	0	4	1	0	0	5
2007	Carolina	16	16	85	68	17	3.0	22	13	1	0	0	0	7	2	1	0	1
2008	Carolina	16	16	136	94	42	3.5	24.5	13	0	0	-	0	5	2	1	0	0
2009	Carolina	7	7	71	53	18	1.5	15	6	2	24	24	0	5	0	0	0	0
2010	Carolina	0	0	- Reserve/Physically Unable to Perform -														
2011	Carolina	2	2	17	8	9	0.0	0	0	0	0	-	0	0	0	1	0	0
2012	Carolina	15	12	118	85	33	0.0	0	9	1	0	0	0	3	2	1	0	2
2013	Carolina	16	16	151	111	40	4.0	36	13	2	-2	0	0	10	1	0	0	0
2014	Carolina	15	15	129	92	37	2.5	12.5	9	0	0	-	0	6	2	1	33	0
2015	Carolina	16	16	123	92	31	5.5	44	9	4	22	22	0	11	4	2	0	0
2016	Carolina	16	16	132	92	40	2.5	16.5	7	3	35	31	0	5	1	2	46	0
2017	Carolina	15	15	88	66	22	2.5	17.5	5	0	0	-	0	0	0	1	0	0
2018	Carolina	12	12	84	49	35	0.0	0	3	0	0	-	0	6	0	2	0	0
2019	Los Angeles Chargers	14	14	135	93	42	1.0	5.5	3	0	0	-	0	1	0	0	0	0
NFL Totals		190	172	1,393	994	399	29.0	216.5	98	13	79	31	0	63	16	12	79	18
Year	Team	GP	GS	- Tackles -						- Interceptions -					- Fumbles -			ST Tackles
				Total	Solo	Asst	Sacks	Yds	TFL	No.	Yds	Lg	TD	PD	FF	FR	Yds	
2005	Carolina	3	0	4	4	0	1.0	7	1	0	0	-	0	0	0	0	0	1
2008	Carolina	1	1	11	9	2	0.0	0	1	0	0	-	0	0	0	0	0	0
2013	Carolina	1	1	9	7	2	0.0	0	0	0	0	-	0	0	0	0	0	0
2014	Carolina	2	2	17	17	0	1.0	12	3	0	0	-	0	0	0	0	0	0
2015	Carolina	3	3	20	17	3	0.0	0	3	0	0	-	0	1	0	0	0	0
2017	Carolina	1	1	5	5	0	0.0	0	1	0	0	-	0	0	0	0	0	0
Postseason Totals		11	8	66	59	7	2.0	19	9	0	0	-	0	1	0	0	0	1

► NICK DZUBNAR

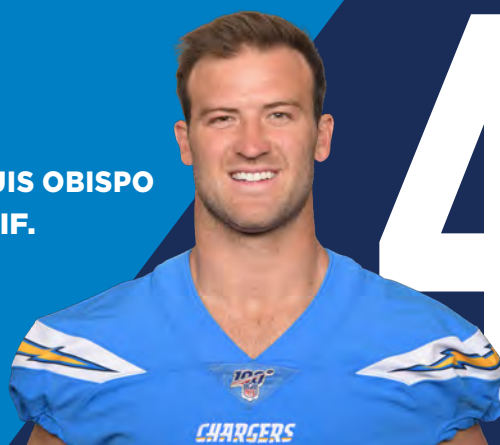
LINEBACKER | CAL POLY — SAN LUIS OBISPO

6-1 | 240 lbs | MISSION VIEJO, CALIF.

FREE AGENT — 2015

EXPERIENCE: 5TH NFL SEASON

5TH YEAR WITH CHARGERS



48

2019: Played in 14 games, reaching 60 career games played... Recorded nine tackles on special teams to reach 58 for his career... **vs. Indianapolis (Sept. 8):** Appeared in the 50th game of his career, playing a team-high 21 snaps on special teams... **at Detroit (Sept. 8):** Saw action on 18 special teams plays... **vs. Houston (Sept. 22):** Played on 23 special teams snaps and recorded a special teams tackle, bringing him to 50 for his career... **at Miami (Sept. 29):** Saw action on 16 special teams plays... **vs. Denver (Oct. 6):** Contributed on a game-high 23 snaps on special teams... **vs. Pittsburgh (Oct. 13):** Participated on a game-high 22 special teams plays... Posted a special teams tackle... **at Tennessee (Oct. 20):** Saw action on 19 special teams plays... **at Chicago (Oct. 27):** Played 20 snaps on special teams, finishing with a tackle on special teams... **vs. Green Bay (Nov. 3):** Saw action on 16 special teams snaps, posting a special teams tackle... **at Oakland (Nov. 7):** Set a season high with two tackles on special teams... **vs. Kansas City (Estadio Azteca, Nov. 18):** Participated on 23 special teams snaps, a team high for the day... **vs. Denver (Dec. 1):** Saw action on 24 plays on special teams... **at Jacksonville (Dec. 8):** Played on 19 special teams snaps, recording three tackles in the third phase... **vs. Minnesota (Dec. 15):** Saw time on 22 special teams plays.

2019, LOS ANGELES CHARGERS

Date	Opp.	Res.	Games		Tackles					Yd	TFL	Interceptions					Fumbles	
			P/S		Tot	So	As	Sk				No.	Yd	Lg	TD	PD	FF	FR
09/08	Ind	W (OT)	1/0		0	0	0	0	0	0	0	0	0	—	0	0	0	0
09/15	at Det	L	1/0		0	0	0	0	0	0	0	0	0	—	0	0	0	0
09/22	Hou	L	1/0		0	0	0	0	0	0	0	0	0	—	0	0	0	0
09/29	at Mia	W	1/0		0	0	0	0	0	0	0	0	0	—	0	0	0	0
10/06	Den	L	1/0		0	0	0	0	0	0	0	0	0	—	0	0	0	0
10/13	Pit	L	1/0		0	0	0	0	0	0	0	0	0	—	0	0	0	0
10/20	at Ten	L	1/0		0	0	0	0	0	0	0	0	0	—	0	0	0	0
10/27	at Chi	W	1/0		0	0	0	0	0	0	0	0	0	—	0	0	0	0
11/03	GB	W	1/0		0	0	0	0	0	0	0	0	0	—	0	0	0	0
11/07	at Oak	L	1/0		0	0	0	0	0	0	0	0	0	—	0	0	0	0
11/18	KC*	L	1/0		0	0	0	0	0	0	0	0	0	—	0	0	0	0
12/01	at Den	L	1/0		0	0	0	0	0	0	0	0	0	—	0	0	0	0
12/08	at Jax	W	1/0		0	0	0	0	0	0	0	0	0	—	0	0	0	0
12/15	Min	L	1/0		0	0	0	0	0	0	0	0	0	—	0	0	0	0
12/22	Oak																	
12/29	at KC																	
'19 TOTALS			5-9	14/0	0	0	0	0	0	0	0	0	0	—	0	0	0	0

*Game played at Estadio Azteca in Mexico City, Mexico

NICK DZUBNAR NFL STATISTICS

Year	Team	GP	GS	— Tackles —					Yds	TFL	— Interceptions —					— Fumbles —			
				Total	Solo	Asst	Sacks				No.	Yds	Lg	TD	PD	FF	FR	Yds	ST Tackles
2015	San Diego	16	0	2	0	2	0.0	0	0	0	0	0	—	0	0	0	0	0	13
2016	San Diego	4	0	6	3	3	0.0	0	0	0	0	0	—	0	0	0	0	0	0
2017	Los Angeles Chargers	13	0	0	0	0	0.0	0	0	0	0	0	—	0	0	0	0	0	21
2018	Los Angeles Chargers	16	0	0	0	0	0.0	0	0	0	0	0	—	0	0	0	0	0	15
2019	Los Angeles Chargers	14	0	0	0	0	0.0	0	0	0	0	0	—	0	0	0	0	0	9
NFL Totals		63	0	8	3	5	0.0	0	0	0	0	0	—	0	0	0	0	0	58
Year	Team	GP	GS	— Tackles —					Yds	TFL	— Interceptions —					— Fumbles —			
				Total	Solo	Asst	Sacks				No.	Yds	Lg	TD	PD	FF	FR	Yds	ST Tackles
2018	Los Angeles Chargers	2	0	0	0	0	0.0	0	0	0	0	0	—	0	0	0	0	0	3

▶ EMEKE EGBULE

LINEBACKER | HOUSTON

6-2 | 245 lbs | GALENA PARK, TEXAS

DRAFT 6 — 2019

EXPERIENCE: ROOKIE

1ST YEAR WITH CHARGERS



2019, LOS ANGELES CHARGERS

Date	Opp.	Res.	Games P/S	Tackles						Interceptions					Fumbles	
				Tot	So	As	Sk	Yd	TFL	No.	Yd	Lg	TD	PD	FF	FR
09/08	Ind	W (OT)	1/0	0	0	0	0	0	0	0	0	—	0	0	0	0
09/15	at Det	L	1/0	0	0	0	0	0	0	0	0	—	0	0	0	0
09/22	Hou	L	0/0	— Inactive —						0	0	—	0	0	0	0
09/29	at Mia	W	1/0	0	0	0	0	0	0	0	0	—	0	0	0	0
10/06	Den	L	1/0	0	0	0	0	0	0	0	0	—	0	0	0	0
10/13	Pit	L	1/0	1	0	1	0	0	0	0	0	—	0	0	0	0
10/20	at Ten	L	1/0	4	2	2	0	0	0	0	0	—	0	0	0	0
10/27	at Chi	W	1/0	0	0	0	0	0	0	0	0	—	0	0	0	0
11/03	GB	W	1/0	0	0	0	0	0	0	0	0	—	0	0	0	0
11/07	at Oak	L	1/0	0	0	0	0	0	0	0	0	—	0	0	0	0
11/18	KC*	L	1/0	0	0	0	0	0	0	0	0	—	0	0	0	0
12/01	at Den	L	1/0	0	0	0	0	0	0	0	0	—	0	0	0	0
12/08	at Jax	W	1/0	0	0	0	0	0	0	0	0	—	0	0	0	0
12/15	Min	L	1/0	0	0	0	0	0	0	0	0	—	0	0	0	0
12/22	Oak															
12/29	at KC															
'19 TOTALS				5	2	3	0	0	0	0	0	—	0	0	0	0

*Game played at Estadio Azteca in Mexico City, Mexico

2019: Appeared in 13 games and was inactive another...Recorded five tackles (two solo) while adding three special teams tackles...**vs. Indianapolis (Sept. 8):** Played eight special teams snaps...**at Detroit (Sept. 15):** Saw action on 10 plays on special teams...**vs. Houston (Sept. 22):** Inactive (healthy scratch)...**at Miami (Sept. 29):** Played six special teams snaps...**vs. Denver (Oct. 6):** Saw action on a defensive snap, the first of his career, and 13 on special teams...**vs. Pittsburgh (Oct. 13):** Recorded the first defensive statistic of his career, assisting on a tackle...**at Tennessee (Oct. 20):** Saw the most extensive action of his defense to that point of his career, totaling four tackles (two solo)...Added a special teams tackle...**at Chicago (Oct. 27):** Played on nine special teams snaps...**vs. Green Bay (Nov. 3):** Participated on three defensive snaps and 12 on special teams...**at Oakland (Nov. 7):** Played 15 snaps on special teams and one on defense...**vs. Kansas City (Estadio Azteca, Nov. 18):** Appeared on 13 special teams plays...**vs. Denver (Dec. 1):** Played a defensive snap and 15 on special teams...**at Jacksonville (Dec. 8):** Recorded a special teams tackle while participating on 15 special teams snaps...**vs. Minnesota (Dec. 15):** Played 13 snaps on special teams, posting a special teams tackle.

EMEKE EGBULE NFL STATISTICS

Year	Team	GP	GS	— Tackles —						Yds	TFL	— Interceptions —					— Fumbles —				ST Tackles
				Total	Solo	Asst	Sacks					No.	Yds	Lg	TD	PD	FF	FR	Yds		
2019	Los Angeles Chargers	13	0	5	2	3	0.0			0	0	0	0	—	0	0	0	0	0		3

► AUSTIN EKELER

RUNNING BACK | WESTERN STATE COLORADO

5-10 | 200 lbs | EATON, COLO.

FREE AGENT — 2017

EXPERIENCE: 3RD NFL SEASON

3RD YEAR WITH CHARGERS



30

2019: Played in all 14 games, starting five at RB and two as the second RB...Posted 500 rushing yards and three TDs on 119 attempts (4.2 avg.)...Added single-season career highs with 78 catches for 892 yards (11.4 avg.) and eight TDs to reach 1,392 yards from scrimmage on the season...In a Week 14 win at Jacksonville, became the second-ever Charger (Lionel James, 1985) to record 100-plus rushing yards and 100-plus receiving yards in a single game...Joined RB Priest Holmes (2002, '03) as the only undrafted RBs to record at least 100 scrimmage yards and a TD in three of their team's first four games of a season in the common draft era (since 1967)...Became the first undrafted RB in the common draft era to register three TD catches in each of his first three pro seasons and the first to total eight receiving TDs in a single season...Passed Hal Giancanelli for the second-most TD catches (10) by an undrafted RB through his first three seasons...Tied WR Keenan Allen and Hall of Fame TE Kellen Winslow's single-game team record with a 15-catch performance in Week 5 vs. Denver...Posted three 100-yard receiving games, including the first of his career in Week 7 at Tennessee, and a 100-yard rushing game...Recorded 287 scrimmage yards in the first two games, the most in the first two weeks by a RB in Chargers history...Posted back-to-back games the first two weeks with at least 130 yards from scrimmage...Moved to No. 9 in team annals in receptions by a RB...Moved No. 7 among all RBs in team history with 1,575 career receiving yards, passing Danny Woodhead (1,429), Darren Sproles (1,400) and Chuck Muncie (1,237)...Reached 14 career receiving TDs, tying for No. 2 in team annals by a RB...Became the fifth player in the last decade to record 150-plus scrimmage yards and three scrimmage TDs in a Week 1 game...Was just the fourth Charger in history to have at least four scrimmage scores over the first two games of a season...Posted the second multi-TD catch game of his career, making him the fifth Bolts RB in history to do so...**vs. Indianapolis (Sept. 8):** Caught six passes for a career-high 96 yards (16.0 avg.) and two TDs, including one that was a career-long 55 yards...It marked his second career multi-TD catch game, making him the fifth-ever Chargers RB to accomplish the feat...Added 58 rushing yards and a TD on 12 attempts (4.8 avg.)...Set single-game career highs with 154 yards from scrimmage and three scrimmage TDs...Moved to No. 2 in team history among undrafted RBs with eight career TD catches...Became the fifth player in the last 10 years to post 150-plus yards from scrimmage and three scrimmage TDs in a season opener...On the first TD catch, caught a pass in the right flat for the one-yard score...On the second, caught a screen pass in the right flat, taking it 55 yards for the score behind blocks from G/T Michael Schofield III and C Mike Pouncey before breaking tackle attempts by CB Pierre Desir and LB Darius Leonard...Took the handoff up the middle in overtime for a game-winning seven-yard TD run behind Schofield, G Dan Feeney and FB Derek Watt...**at Detroit (Sept. 15):** Ran for 66 yards and a TD on 17 carries (3.9 avg.), making him the fourth Charger in history to post at least four scrimmage scores over the first two games of a season...Added six catches for 67 yards (11.2 avg.)...Totaled 133 scrimmage yards for his second-straight game with at least 130 yards from scrimmage, bringing his season total to 287

2019, LOS ANGELES CHARGERS

Games					Rushing					Receiving					Scrim		
Date	Opp.	Res.	P/S		Att	Yds	Avg.	Lg	TD	No.	Yds	Avg.	Lg	TD	Yds		
09/08	Ind	W (OT)	1/1		12	58	4.8	19	1	6	96	16.0	55t	2	154		
09/15	at Det	L	1/1		17	66	3.9	12	1	6	67	11.2	35	0	133		
09/22	Hou	L	1/1		9	36	4.0	11	0	7	45	6.4	13	0	81		
09/29	at Mia	W	1/1		18	60	3.3	9	1	5	62	12.4	18t	1	122		
10/06	Den	W	1/1		3	7	2.3	4	0	15	86	5.7	17	0	93		
10/13	Pit	L	1/0		5	14	2.8	11	0	3	14	4.7	11	0	28		
10/20	at Ten	L	1/0		5	7	1.4	3	0	7	118	16.9	41t	1	125		
10/27	at Chi	W	1/0		3	3	1.0	3	0	2	19	9.5	11t	1	22		
11/03	GB	W	1/0		12	70	5.8	16	0	4	23	5.8	8	0	93		
11/07	at Oak	L	1/1		6	19	3.2	10	0	2	29	14.5	23	1	48		
11/18	KC*	L	1/0		5	24	4.8	18	0	8	108	13.5	37	0	132		
12/01	at Den	L	1/0		9	16	1.8	8	0	4	51	12.8	30t	1	67		
12/08	at Jax	W	1/1		8	101	12.6	35	0	4	112	28.0	84t	1	213		
12/15	Min	L	1/0		7	19	2.7	11	0	5	62	12.4	27	0	81		
12/22	Oak																
12/29	at KC																
'19 TOTALS					5-9	14/7	119	500	4.2	35	3	78	892	11.4	84t	8	1,392

*Game played at Estadio Azteca in Mexico City, Mexico

yards from scrimmage, which was good for the most in Chargers history by a RB through the first two games of a season...Ended the game with 78 career catches and 846 career receiving yards, tying Cid Edwards for the fourth-most catches by an undrafted RB in team annals and passing Edwards for No. 4 among undrafted RBs in franchise history...**vs. Houston (Sept. 22):** Posted 36 rushing yards on nine attempts (4.0 avg.) and 45 receiving yards on seven catches (6.4 avg.) to record 81 scrimmage yards...Broke a tie with Cid Edwards (78) for the third-most catches by an undrafted RB in team history, finishing the game with 85 for his career...**at Miami (Sept. 29):** Registered 122 yards from scrimmage (60 rushing, 62 receiving) and two TDs (one rushing, one receiving) to join Priest Holmes (2002, '03) as the only undrafted RBs in the common draft era (since 1967) to have 100-plus scrimmage yards and a TD in three of his team's first four games of a season)...Also became the first undrafted RB in the common draft era to register three receiving TDs in each of his first three pro seasons...**vs. Denver (Oct. 6):** Started as the second RB, finishing with a single-game team-record 15 receptions for 86 yards (5.7 avg.)...Eclipsed 1,000 career receiving yards...Added three carries for seven yards (2.3 avg.)...**vs. Pittsburgh (Oct. 13):** Carried the ball five times for 11 yards (2.8 avg.) while catching three passes for 14 yards (4.7 avg.)...**at Tennessee (Oct. 20):** Posted seven receptions for 118 yards (16.9 avg.) and a 41-yard TD, the first 100-yard performance of his career...Added seven rushing yards on five attempts (1.4 avg.)...Tied Hal Giancanelli for the second-most receiving TDs (10) by an undrafted RB through the first three seasons of his career...**at Chicago (Oct. 27):** Ran three times for three yards (1.0 avg.) and posted two catches for 19 yards (9.5 avg.), including an 11-yard reception for the game-winning TD...Passed Don Woods (1.187) for No. 10 in receiving yards by a Chargers RB in history...**vs. Green Bay (Nov. 3):** Set a season high with 70 rushing yards on 12 carries (5.8 avg.)...Added four receptions for 23 yards (5.8 avg.)...**at Oakland (Nov. 7):** Started as the second RB, carrying the ball six times for 19 yards (3.8 avg.) and catching a pair of passes for 29 yards (14.5 avg.) and a TD...Moved to No. 9 in career receiving yards and

No. 4 in career TD catches by an RB in team history...**vs. Kansas City (Estadio Azteca, Nov. 18)**: Had 108 receiving yards on eight catches (13.5 avg.) for his second 100-yard performance...Added 24 rushing yards on five attempts (4.8 avg.)...Set a single-season career high by eclipsing 1,000 yards from scrimmage on the season...**at Denver (Dec. 1)**: Reached 10 scrimmage TDs on the season by hauling in his seventh receiving score of the year...Finished with four catches for 51 yards (12.8 avg.) and the TD, which tied him with Danny Woodhead for No. 3 in Chargers history among RBs...Moved to No. 8 in team annals for receiving yards by a RB, passing Darren Sproles (1,400)...Carried the ball nine times for 16 yards (1.8 avg.)...**at Jacksonville (Dec. 8)**: Started at RB, registering over 100 yards rushing and over 100 yards receiving, the second-ever Charger to do so (Lionel James, 1985)...Accomplished the feat on 12 touches, the fewest of any player

to achieve 100 and 100 in NFL history...Rushed for 101 yards on eight attempts (12.6 avg.) while catching four passes for 112 yards (28.0 avg.) and an 84-yard TD, setting a single-game career high with 213 scrimmage yards...The TD catch gave him eight for the season, tying for the most in a season by a RB in team history, and 14 for his career, tying for the second-most in Chargers history by a RB...The 100-yard receiving performance gave him three for his career, tying for the most by a RB in team annals...Moved past Chuck Muncie (138) for No. 9 on the team's all-time receptions list among RBs...Eclipsed 1,500 career receiving yards, moving into sole possession of seventh among RBs in team history past Danny Woodhead...**vs. Minnesota (Dec. 15)**: Carried the ball seven times for 19 yards (2.7 avg.) and catching five passes for 62 yards (12.4 avg.).

AUSTIN EKELER NFL STATISTICS

- Rushing -									- Receiving -					- Scrimmage -	
Year	Team	GP	GS	Att	Yds	Avg.	Lg	TD	No.	Yds	Avg.	Lg	TD	Yards	
2017	Los Angeles Chargers	16	0	47	260	5.5	35t	2	27	279	10.3	38	3	539	
2018	Los Angeles Chargers	14	3	106	554	5.2	41	3	39	404	10.4	44t	3	958	
2019	Los Angeles Chargers	14	7	119	500	4.2	35	3	78	892	11.4	84t	8	1,392	
NFL Totals		44	10	272	1,314	4.8	41	8	144	1,575	10.9	84t	14	2,889	
- Kickoff Returns -									- Punt Returns -					- All-Purpose -	
Year	Team	No.	Yds	Avg.	Lg	TD	No.	FC	Yds	Avg.	Lg	TD	Yards		
2017	Los Angeles Chargers	5	85	17.0	22	0	0	0	0	-	-	0	624		
2018	Los Angeles Chargers	0	0	-	-	0	0	0	0	-	-	0	958		
2019	Los Angeles Chargers	0	0	-	-	0	0	0	0	-	-	0	1,392		
NFL Totals		5	85	17.0	22	0	0	0	0	-	-	0	2,974		
POSTSEASON									- Rushing -					- Scrimmage -	
Year	Team	GP	GS	No.	Yds	Avg.	Lg	TD	Att	Yds	Avg.	Lg	TD	Yards	
2018	Los Angeles Chargers	2	0	11	29	2.6	7	0	7	33	4.7	9	0	62	
POSTSEASON									- Punt Returns -					- All-Purpose -	
Year	Team	No.	Yds	Avg.	Lg	TD	No.	FC	Yds	Avg.	Lg	TD	Yards		
2018	Los Angeles Chargers	0	0	-	-	0	0	0	0	-	-	0	62		

SINGLE-GAME CAREER-HIGHS

REGULAR SEASON

Rushing Attempts 18 – Sept. 29, 2019 at Miami
Rushing Yards 101 – Dec. 8, 2019 at Jacksonville
Longest Run 41 – Dec. 30, 2018 at Denver
Rushing Touchdowns 1 (eight times) – Last: Sept. 29, 2019 at Miami
Receptions 15 – Oct. 6, 2019 vs. Denver
Receiving Yards 118 – Oct. 20, 2019 at Tennessee
Longest Catch 84t – Dec. 8, 2019 at Jacksonville
Receiving Touchdowns 2 (twice) – Last: Sept. 8, 2019 vs. Indianapolis
Scrimmage Yards 213 – Dec. 8, 2019 at Jacksonville
Kickoff Returns 3 – Sept. 17, 2017 vs. Miami
Kickoff Return Yards 49 – Sept. 17, 2017 vs. Miami

POSTSEASON

Rushing Attempts 11 – Jan. 6, 2019 at Baltimore
Rushing Yards 29 – Jan. 6, 2019 at Baltimore
Longest Run 7 – Jan. 6, 2019 at Baltimore
Receptions 4 – Jan. 6, 2019 at Baltimore
Receiving Yards 19 – Jan. 13, 2019 at New England
Longest Catch 9 – Jan. 13, 2019 at New England
Scrimmage Yards 43 – Jan. 6, 2019 at Baltimore

▶ BRANDON FACYSON

CORNERBACK | VIRGINIA TECH

6-2 | 197 lbs | NEWNAN, GA.

FREE AGENT — 2018

EXPERIENCE: 2ND NFL SEASON

2ND YEAR WITH CHARGERS



28

2019: Played in all 14 games, starting four at LCB for the first starts of his career...Recorded 35 tackles (25 solo), two tackles for loss and a pass defended...Added seven tackles on special teams...**vs. Indianapolis (Sept. 8):** Came on in relief of injured CB Michael Davis, recording a career-high nine tackles (seven solo)...**at Detroit (Sept. 15):** Made the first start of his career at LCB, posting eight tackles (six solo)...**vs. Houston (Sept. 22):** Registered three tackles (two solo), a tackle for loss and a pass defended after opening the game at LCB...**at Miami (Sept. 29):** Appeared on five plays on special teams...**vs. Denver (Oct. 6):** Played a game-high 23 special teams snaps in the 20th game played of his career...Recorded a special teams tackle...**vs. Pittsburgh (Oct. 13):** Contributed on a game-high 22 plays on special teams, posting his second tackle on special teams in the process...**at Tennessee (Oct. 20):** Played 19 special teams snaps and five on defense...**at Chicago (Oct. 27):** Recorded three tackles on special teams while playing on three defensive snaps and 22 on special teams...**vs. Green Bay (Nov. 3):** Played 16 snaps on special teams and two on defense, finishing with a special teams tackle...**at Oakland (Nov. 7):** Contributed on three defensive plays and a game-high 25 on special teams...**vs. Kansas City (Estadio Azteca, Nov. 18):** Played on 22 special teams snaps and three on defense...**at Denver (Dec. 1):** Started at LCB, tying his career high with nine tackles (five solo)...**at Jacksonville (Dec. 8):** Posted five tackles (four solo) and a tackle for loss after opening up as the starting LCB...**vs. Minnesota (Dec. 15):** Recorded a solo stop and a tackle on special teams.

2019, LOS ANGELES CHARGERS

Date	Opp.	Res.	Games		Tot	Tackles				Yd	TFL	Interceptions					Fumbles	
			P/S			So	As	Sk				No.	Yd	Lg	TD	PD	FF	FR
09/08	Ind	W (OT)	1/0		9	7	2	0	0	0	0	0	0	—	0	0	0	0
09/15	at Det	L	1/1		8	6	2	0	0	0	0	0	0	—	0	0	0	0
09/22	Hou	L	1/1		3	2	1	0	0	1	0	0	0	—	0	1	0	0
09/29	at Mia	W	1/0		0	0	0	0	0	0	0	0	0	—	0	0	0	0
10/06	Den	L	1/0		0	0	0	0	0	0	0	0	0	—	0	0	0	0
10/13	Pit	L	1/0		0	0	0	0	0	0	0	0	0	—	0	0	0	0
10/20	at Ten	L	1/0		0	0	0	0	0	0	0	0	0	—	0	0	0	0
10/27	at Chi	W	1/0		0	0	0	0	0	0	0	0	0	—	0	0	0	0
11/03	GB	W	1/0		0	0	0	0	0	0	0	0	0	—	0	0	0	0
11/07	at Oak	L	1/0		0	0	0	0	0	0	0	0	0	—	0	0	0	0
11/18	KC*	L	1/0		0	0	0	0	0	0	0	0	0	—	0	0	0	0
12/01	at Den	L	1/1		9	5	4	0	0	0	0	0	0	—	0	0	0	0
12/08	at Jax	W	1/1		5	4	1	0	0	1	0	0	0	—	0	0	0	0
12/15	Min	L	1/0		1	1	0	0	0	0	0	0	0	—	0	0	0	0
12/22	Oak																	
12/29	at KC																	
'19 TOTALS			5-9	14/4	35	25	10	0	0	2	0	0	—	0	1	0	0	0

*Game played at Estadio Azteca in Mexico City, Mexico

BRANDON FACYSON NFL STATISTICS

Year	Team	GP	GS	— Tackles —				Yds	TFL	— Interceptions —					— Fumbles —			ST Tackles
				Total	Solo	Asst	Sacks			No.	Yds	Lg	TD	PD	FF	FR	Yds	
2018	Los Angeles Chargers	15	0	0	0	0	0.0	0	0	0	0	—	0	0	0	1	0	4
2019	Los Angeles Chargers	14	4	35	25	10	0.0	0	2	0	0	—	0	1	0	0	0	7
NFL Totals		29	4	35	25	10	0.0	0	2	0	0	—	0	1	0	1	0	11
Year	Team	GP	GS	— Tackles —				Yds	TFL	— Interceptions —					— Fumbles —			ST Tackles
				Total	Solo	Asst	Sacks			No.	Yds	Lg	TD	PD	FF	FR	Yds	
2018	Los Angeles Chargers	2	0	0	0	0	0.0	0	0	0	0	—	0	0	0	0	0	0

► DAN FEENEY

GUARD | INDIANA

6-4 | 310 lbs | ORLAND PARK, ILL.

DRAFT 3— 2017

EXPERIENCE: 3RD NFL SEASON

3RD YEAR WITH CHARGERS



66

2019: Started all 14 games (11 at LG, two at C), blocking for RB Austin Ekeler to become the second-ever Charger to post 100 yards rushing and receiving in a single game (Lionel James, 1985)...Paved the path for Ekeler to total the most yards from scrimmage by a RB over the first two games in a season in team annals with 287 yards and to post 100-plus scrimmage yards and a TD in three of the first four contests...Paved the way for RB Melvin Gordon III to register a 100-yard rushing performance...Part of a unit that blocked for QB Philip Rivers to record two three-TD performances and eight 300-yard games, good for sole possession of the fourth-most 300-yard performances in NFL history...Protected Rivers to move to No. 6 on the all-time passing yards list...**vs. Indianapolis (Sept. 8):** Blocked for Austin Ekeler to become the fifth player in the last decade to post 150-plus yards from scrimmage and three scrimmage TDs in a season opener...Kept Philip Rivers upright to throw for 333 yards and three TDs while completing 73.5 percent of his passes (121.3 rating)...Paved the way for a rushing attack that averaged 6.0 yards-per-attempt...Threw a block on S Clayton Geathers on Ekeler's game-winning seven-yard TD run...Also threw a pair of blocks on two 20-plus yard carries by RB Justin Jackson...**at Detroit (Sept. 15):** Blazed the trail for another efficient rushing attack that posted 137 yards and a score on 25 attempts (5.5 avg.)...Blocked for Austin Ekeler to finish with 133 yards from scrimmage, giving him 287 in the first two weeks for the most by a RB in team annals over the first two games of a season...**vs. Houston (Sept. 22):** Provided time for Philip Rivers to record a 101.5 passer rating and throw for 318 yards, his 64th 300-yard performance of his career to break a tie with Hall of Fame QB Dan Marino for No. 4 in NFL history...**at Miami (Sept. 29):** Kept Philip Rivers upright to throw for 310 yards and two TDs while registering a 131.9 passer rating, giving the Bolts a 29-0 record when Rivers eclipses a 130 rating...Helped Rivers become the ninth QB in NFL history with 120 career regular-season victories...Blocked for Austin Ekeler to total 122 scrimmage yards and two TDs, making him the second undrafted RB (Priest Holmes in 2002 and '03) in the common draft era (since 1967) to have 100-plus yards from scrimmage

and a TD in three of his team's first four games of a season...**vs. Denver (Oct. 6):** Kept Philip Rivers upright to find Austin Ekeler for a franchise-record 15 receptions...Played LG before shifting to C after an injury to C Mike Pouncey...Played 54 offensive snaps...**vs. Pittsburgh (Oct. 13):** Played all 62 offensive snaps, protecting Philip Rivers to record his fourth 300-yard contest of the season...Made the first start of his career at C...**at Tennessee (Oct. 20):** Started at C before moving to LG following an injury to G Forrest Lamp...Blocked for Philip Rivers to throw for 329 yards, his fifth such performance of the season...Protected Rivers to pass Pittsburgh QB Ben Roethlisberger and New York Giants QB Eli Manning for No. 6 on the all-time passing yards list...**at Chicago (Oct. 27):** Played all 45 snaps on offense and four on special teams, providing time for Philip Rivers to reach 400 combined TD passes (regular-season and postseason combined), making him the sixth QB in history to reach that teams...**vs. Green Bay (Nov. 3):** Played all 71 offensive snaps after starting at LG...Part of a line that blocked for an offense to post 442 total net yards, including a season-high 159 on the ground...**at Oakland (Nov. 7):** Started at LG, playing all 77 offensive snaps and four on special teams...Paved the way for a rushing attack that put up 146 yards, including 108 by Melvin Gordon III for the team's first 100-yard rusher of the season...**vs. Kansas City (Estadio Azteca, Nov. 18):** Played all 79 offensive snaps and four on special teams after starting at LG...Blocked for Philip Rivers to record his sixth 300-yard performance and for the offense to post 400-plus yards for the second time in three weeks...**at Denver (Dec. 1):** Played all 66 snaps on offense, blocking for a unit that put up 359 yards of offense and 115 rushing yards, including 99 by Melvin Gordon...**at Jacksonville (Dec. 8):** Part of a line that blocked for the offense to post 525 total net yards, including 195 on the ground...Paved the way for Austin Ekeler to register over 100 yards rushing and 100 yards receiving, the second-ever Charger to do so (Lionel James, 1985)...**vs. Minnesota (Dec. 15):** Started at LG, playing all 62 snaps on offense...Blocked for Philip Rivers to post over 300 passing yards for the eighth time of the season.

DAN FEENEY NFL GAMES

Year	Team	GP	GS
2017	Los Angeles Chargers	15	9
2018	Los Angeles Chargers	16	16
2019	Los Angeles Chargers	14	14
NFL Totals		45	39
POSTSEASON			
Year	Team	GP	GS
2018	Los Angeles Chargers	2	2

► MELVIN GORDON III

RUNNING BACK | WISCONSIN

6-1 | 215 lbs | KENOSHA, WIS.

DRAFT 1 — 2015

EXPERIENCE: 5TH NFL SEASON

5TH YEAR WITH CHARGERS



25

2019: Played in 10 games with nine starts at RB and dressed for another but did not participate...Reported to the team on Sept. 26... Recorded 139 carries for 551 yards (4.0 avg.) and five TDs while catching 30 passes for 188 yards (6.3 avg.) and a TD...Registered a 100-yard rushing performance...Eclipsed 60 career games played and starts...Surpassed 30 career rushing scores...Moved to No. 2 in rush attempts in team annals...Reached No. 4 in Chargers history in rushing yards and rushing TDs...Moved to No. 4 in team annals for receptions by a RB, passing Gary Anderson (194) to reach 212 for his career...Sits at No. 5 in Chargers history for receiving yards by a RB, passing Keith Lincoln (1,689)...**at Miami (Sept. 29):** Was on the 46-man active roster, but saw no action...**vs. Denver (Oct. 6):** Made his season debut, starting at RB...Carried the ball 12 times for 31 yards (2.6 avg.) while catching four passes for seven yards (1.8 avg.)...**vs. Pittsburgh (Oct. 13):** Registered 18 rushing yards on eight attempts (2.3 avg.)... Caught three passes for 30 yards (10.0 avg.)...**at Tennessee (Oct. 20):** Ran the ball 16 times for 32 yards (2.0 avg.)...Caught a pair of passes for minus-three yards (-1.5 avg.)...**at Chicago (Oct. 27):** Punched in his first rushing score of the year on a 19-yard carry...Finished with eight attempts for 31 yards (3.9 avg.)...Caught a pair of passes for three yards (1.5 avg.)...**vs. Green Bay (Nov. 3):** Set season highs with 80 rushing yards and two TD runs on 20 carries (4.0 avg.)...Added three receptions for 29 yards (9.7 avg.)...Moved to No. 4 in team annals for receptions by a RB, passing Gary Anderson (194)...**at Oakland (Nov. 7):** Ran for his first 100-yard performance of the season, totaling 108 rushing yards and a TD on 22 attempts (4.9 avg.)...Moved to No. 5 in Chargers history in rushing yards and rushing TDs...Added a 25-yard catch...**vs. Kansas City (Estadio Azteca, Nov. 18):** Ran 14 times for 69 yards (4.9 avg.) while catching three passes for 21 yards (7.0

2019, LOS ANGELES CHARGERS

Date	Opp.	Res.	Games		Att	Rushing				No.	Receiving				Scrim Yds
			P/S			Yds	Avg.	Lg	TD		Yds	Avg.	Lg	TD	
09/08	Ind	W (OT)	0/0												
09/15	at Det	L	0/0												
09/22	Hou	L	0/0												
09/29	at Mia	W	0/0												
10/06	Den	L	1/1		12	31	2.6	7	0	4	7	1.8	5	0	38
10/13	Pit	L	1/1		8	18	2.3	7	0	3	30	10.0	14	0	48
10/20	at Ten	L	1/1		16	32	2.0	6	0	2	-3	-1.5	1t	1	29
10/27	at Chi	W	1/1		8	31	3.9	19t	1	2	3	1.5	3	0	34
11/03	GB	W	1/1		20	80	4.0	16	2	3	29	9.7	13	0	109
11/07	at Oak	L	1/1		22	108	4.9	24	1	1	25	25.0	25	0	133
11/18	KC*	L	1/1		14	69	4.9	21	0	3	21	7.0	12	0	90
12/01	at Den	L	1/1		20	99	5.0	19	0	2	11	5.5	6	0	110
12/08	at Jax	W	1/0		12	55	4.6	17	1	5	29	5.8	19	0	84
12/15	Min	L	1/1		7	28	4.0	12	0	5	36	7.2	10	0	64
12/22	Oak														
12/29	at KC														
'19 TOTALS			5-9	10/9	139	551	4.0	24	5	30	188	6.3	25	1	739

*Game played at Estadio Azteca in Mexico City, Mexico

avg.)...Reached 200 career receptions and tied Keith Lincoln for No. 5 in receiving yards in team history by a RB at 1,689...**at Denver (Dec. 1):** Rushed for 99 yards on 20 attempts (5.0 avg.)...Passed RBs Natrone Means and Paul Lowe for the third-most rush attempts in team history...Surpassed RB Ryan Mathews (4,061) for No. 4 on the team's all-time rushing yards list...Caught a pair of passes for 11 yards (5.5 avg.), moving into sole possession of No. 5 in team annals among RBs for receiving yards...**at Jacksonville (Dec. 8):** Caught five passes for 29 yards (5.8 avg.) while registering 55 rushing yards and a TD on 12 attempts (4.6 avg.)...**vs. Minnesota (Dec. 15):** Recorded seven carries for 28 yards (4.0 avg.) while catching five passes for 36 yards (7.2 avg.).

MELVIN GORDON III NFL STATISTICS

Year	Team	GP	GS	- Rushing -					- Receiving -					- Scrimmage -	
				No.	Yds	Avg.	Lg	TD	Att	Yds	Avg.	Lg	TD	Yards	
2015	San Diego	14	13	184	641	3.5	27	0	33	192	5.8	18	0	833	
2016	San Diego	13	11	254	997	3.9	48	10	41	419	10.2	35	2	1,416	
2017	Los Angeles Chargers	16	16	284	1,105	3.9	87t	8	58	476	8.2	49	4	1,581	
2018	Los Angeles Chargers	12	12	175	885	5.1	34t	10	50	490	9.8	66t	4	1,375	
2019	Los Angeles Chargers	10	9	139	551	4.0	24	5	30	188	6.3	25	1	739	
NFL Totals		65	61	1,036	4,179	4.0	87t	33	212	1,765	8.3	66t	11	5,944	
Year	Team	GP	GS	- Rushing -					- Receiving -					- Scrimmage -	
				No.	Yds	Avg.	Lg	TD	Att	Yds	Avg.	Lg	TD	Yards	
2018	Los Angeles Chargers	2	2	26	55	2.1	14	2	2	14	7.0	11	0	69	

SINGLE-GAME CAREER-HIGHS

REGULAR SEASON

Rushing Attempts 32 – Nov. 6, 2016 vs. Tennessee
Rushing Yards 196 – Nov. 6, 2016 vs. Tennessee
Longest Run 87t – Oct. 29, 2017 at New England
Rushing Touchdowns 3 – Oct. 14, 2018 at Cleveland
Receptions 9 (twice) – Last: Sept. 9, 2018 vs. Kansas City
Receiving Yards 102 – Sept. 9, 2018 vs. Kansas City
Longest Catch 66t – Nov. 11, 2018 at Oakland
Receiving Touchdowns 2 (twice) – Last: Sept. 16, 2018 at Buffalo
Scrimmage Yards 261 – Nov. 6, 2016 vs. Tennessee

POSTSEASON

Rushing Attempts 17 – Jan. 6, 2019 at Baltimore
Rushing Yards 40 – Jan. 6, 2019 at Baltimore
Longest Run 14 – Jan. 6, 2019 at Baltimore
Rushing Touchdowns 1 (twice) – Last: Jan. 13, 2019 at New England
Receptions 1 (twice) – Last: Jan. 13, 2019 at New England
Receiving Yards 11 – Jan. 13, 2019 at New England
Longest Catch 11 – Jan. 13, 2019 at New England
Scrimmage Yards 43 – Jan. 6, 2019 at Baltimore

► VIRGIL GREEN

TIGHT END | NEVADA

6-5 | 255 lbs | TULARE, CALIF.

UFA (DEN) — 2018

EXPERIENCE: 9TH NFL SEASON

2ND YEAR WITH CHARGERS



88

2019: Played in 13 games, starting four (three at TE, one as the second TE), and was inactive another...Posted eight receptions for 74 yards (9.3 avg.) and a TD...**vs. Indianapolis (Sept. 8):** Moved the chains with a four-yard catch...**at Detroit (Sept. 15):** Made his first start of the season at TE, posting a reception for nine yards...**vs. Houston (Sept. 22):** Started at TE and played 27 offensive snaps before departing with a groin injury...**at Miami (Sept. 29):** Inactive (groin)...**vs. Denver (Oct. 6):** Started at TE, catching a five-yard pass while playing 54 offensive snaps...**vs. Pittsburgh (Oct. 13):** Opened the game as the second TE, posting a 15-yard catch to move the chains...**at Tennessee (Oct. 20):** Registered a nine-yard catch...**at Chicago (Oct. 27):** Posted a 10-yard catch to move the chains on first down...**vs. Green Bay (Nov. 3):** Played 24 snaps on offense and eight on special teams...**at Oakland (Nov. 7):** Saw action on 22 plays on offense and four on special teams...**vs. Kansas City (Estadio Azteca, Nov. 18):** Hauled in an eight-yard reception...**at Denver (Dec. 1):** Played 23 offensive snaps and five on special teams...**at Jacksonville (Dec. 8):** Scored his first TD of the year, hauling in a 14-yard pass from QB Tyrod Taylor...**vs. Minnesota (Dec. 15):** Participated on 23 plays on offense and a pair on special teams.

2019, LOS ANGELES CHARGERS

Date	Opp.	Res.	Games		No.	Receiving				TD	Rushing				TD	Scrim	
			P/S			Yds	Avg.	Lg			Att	Yds	Avg.	Lg		Yds	
09/08	Ind	W (OT)	1/0		1	4	4.0	4	0	0	0	0	-	-	0	4	
09/15	at Det	L	1/1		1	9	9.0	9	0	0	0	0	-	-	0	9	
09/22	Hou	L	1/1		0	0	-	-	0	0	0	0	-	-	0	0	
09/29	at Mia	W	0/0		- Inactive -												
10/06	Den	L	1/1		1	5	5.0	5	0	0	0	0	-	-	0	5	
10/13	Pit	L	1/1		1	15	15.0	15	0	0	0	0	-	-	0	15	
10/20	at Ten	L	1/0		1	9	9.0	9	0	0	0	0	-	-	0	9	
10/27	at Chi	W	1/0		1	10	10.0	10	0	0	0	0	-	-	0	10	
11/03	GB	W	1/0		0	0	-	-	0	0	0	0	-	-	0	0	
11/07	at Oak	L	1/0		0	0	-	-	0	0	0	0	-	-	0	0	
11/18	KC*	L	1/0		1	8	8.0	8	0	0	0	0	-	-	0	8	
12/01	at Den	L	1/0		0	0	-	-	0	0	0	0	-	-	0	0	
12/08	at Jax	W	1/0		1	14	14.0	14	1	0	0	0	-	-	0	14	
12/15	Min	L	1/0		0	0	-	-	0	0	0	0	-	-	0	0	
12/22	Oak																
12/29	at KC																
'19 TOTALS			5-9	13/4	8	74	9.3	15	1	0	0	0	-	-	0	74	

*Game played at Estadio Azteca in Mexico City, Mexico

VIRGIL GREEN NFL STATISTICS

Year	Team	GP	GS	- Receiving -					- Rushing -					- Scrimmage -	
				No.	Yds	Avg.	Lg	TD	Att	Yds	Avg.	Lg	TD	Yards	
2011	Denver	15	3	3	24	8.0	9	0	0	0	-	-	0	24	
2012	Denver	12	2	5	63	12.6	28	0	0	0	-	-	0	63	
2013	Denver	16	3	9	45	5.0	10	0	0	0	-	-	0	45	
2014	Denver	13	9	6	74	12.3	38	1	2	3	1.5	3	0	77	
2015	Denver	16	5	12	173	14.4	32	1	0	0	-	-	0	173	
2016	Denver	12	11	22	237	10.8	31	1	0	0	-	-	0	237	
2017	Denver	16	16	14	191	13.6	44	1	0	0	-	-	0	191	
2018	Los Angeles Chargers	16	16	19	210	11.1	26	1	0	0	-	-	0	210	
2019	Los Angeles Chargers	13	4	8	74	9.3	15	1	0	0	-	-	0	74	
NFL Totals		129	69	98	1,091	11.1	44	6	2	3	1.5	3	0	1,094	
Year	Team	GP	GS	- Receiving -					- Rushing -					- Scrimmage -	
				No.	Yds	Avg.	Lg	TD	Att	Yds	Avg.	Lg	TD	Yards	
2011	Denver	2	1	0	0	-	-	0	0	0	-	-	0	0	
2012	Denver	1	0	0	0	-	-	0	0	0	-	-	0	0	
2013	Denver	3	0	1	3	3.0	3	0	1	6	6.0	6	0	9	
2014	Denver	1	1	1	4	4.0	4	0	0	0	-	-	0	4	
2015	Denver	3	1	2	14	7.0	11	0	0	0	-	-	0	14	
2018	Los Angeles Chargers	2	2	2	9	4.5	8	1	0	0	-	-	0	9	
NFL Totals		12	5	6	30	5.0	11	1	1	6	6.0	6	0	36	

SINGLE-GAME CAREER-HIGHS

REGULAR SEASON

Receptions 4 (twice) – Last: Oct. 30, 2016 vs. San Diego
Receiving Yards 61 – Nov. 1, 2015 vs. Green Bay
Longest Catch 44 – Sept. 11, 2017 vs. L.A. Chargers
Receiving Touchdowns... 1 (six times) – Last: Dec. 8, 2019 at Jacksonville

POSTSEASON

Receptions 2 – Jan. 17, 2016 vs. Pittsburgh
Receiving Yards 14 – Jan. 17, 2016 vs. Pittsburgh
Longest Catch 11 – Jan. 17, 2016 vs. Pittsburgh
Receiving Touchdowns... 1 – Jan. 13, 2019 at New England

► CASEY HAYWARD JR.

CORNERBACK | VANDERBILT

5-11 | 192 lbs | PERRY, GA.

UFA (GB) — 2016

EXPERIENCE: 8TH NFL SEASON

4TH YEAR WITH CHARGERS



26

2019: Started all 14 games at RCB, posting 30 tackles (25 solo), six passes defended and two INTs...Reached 13 INTs since signing with the Bolts in 2016, good for the fourth-most in the NFL over that span... Surpassed 110 career games played...**vs. Indianapolis (Sept. 8):** Appeared in the 100th regular-season game of his career...Broke up a pass and recorded three solo tackles...Batted away a pass near the end zone on a deep ball down the left sideline intended for WR T.Y. Hilton at the end of the first half...**at Detroit (Sept. 15):** Posted three tackles (one solo) and picked off QB Matthew Stafford for the second time in his career, giving him multiple INTs of six QBs...The INT marked his 12th since signing with the Chargers in 2016, good for No. 4 in the NFL over that span...**vs. Houston (Sept. 22):** Recorded three solo stops and made a diving play to break up a pass, his third pass defended of the season...**at Miami (Sept. 29):** Registered four solo tackles...**vs. Denver (Oct. 6):** Was one of four Chargers defenders to play all 61 defensive snaps...**vs. Pittsburgh (Oct. 13):** Played all 60 snaps on defense, one of four Bolts defenders to do so...**at Tennessee (Oct. 20):** Registered five tackles (four solo)...**at Chicago (Oct. 27):** Posted two solo tackles and an INT, giving him 13 since signing with the Chargers in 2016, good for No. 4 in the NFL over that span...**vs. Green Bay (Nov. 3):** Played all 54 defensive snaps as part of a defense that limited his former team to less than 200 total yards of offense and less than 150 net passing yards...**at Oakland (Nov. 7):** Finished with two tackles (one solo)...**vs. Kansas City (Estadio Azteca, Nov. 18):** Reached 110 career games played, registering a solo stop...**at Denver (Dec. 1):** Recorded a solo tackle...**at Jacksonville (Dec. 8):** Registered four tackles (three solo)...**vs. Minnesota (Dec. 15):** Posted two solo tackles.

2019, LOS ANGELES CHARGERS

Date	Opp.	Res.	Games P/S	Tackles					Yd	TFL	Interceptions					Fumbles	
				Tot	So	As	Sk				No.	Yd	Lg	TD	PD	FF	FR
09/08	Ind	W (OT)	1/1	3	3	0	0	0	0	0	0	0	—	0	1	0	0
09/15	at Det	L	1/1	3	1	2	0	0	0	0	1	0	0	0	1	0	0
09/22	Hou	L	1/1	3	3	0	0	0	0	0	0	0	—	0	1	0	0
09/29	at Mia	W	1/1	4	4	0	0	0	0	0	0	0	—	0	0	0	0
10/06	Den	L	1/1	0	0	0	0	0	0	0	0	0	—	0	0	0	0
10/13	Pit	L	1/1	0	0	0	0	0	0	0	0	0	—	0	0	0	0
10/20	at Ten	L	1/1	5	4	1	0	0	0	0	0	0	—	0	0	0	0
10/27	at Chi	W	1/1	2	2	0	0	0	0	0	1	37	37	0	3	0	0
11/03	GB	W	1/1	0	0	0	0	0	0	0	0	0	—	0	0	0	0
11/07	at Oak	L	1/1	2	1	1	0	0	0	0	0	0	—	0	0	0	0
11/18	KC*	L	1/1	1	1	0	0	0	0	0	0	0	—	0	0	0	0
12/01	at Den	L	1/1	1	1	0	0	0	0	0	0	0	—	0	0	0	0
12/08	at Jax	W	1/1	4	3	1	0	0	0	0	0	0	—	0	0	0	0
12/15	Min	L	1/1	2	2	0	0	0	0	0	0	0	—	0	0	0	0
12/22	Oak																
12/29	at KC																
'19 TOTALS				5-9	14/14	30	25	5	0	0	2	37	37	0	6	0	0

*Game played at Estadio Azteca in Mexico City, Mexico

CASEY HAYWARD JR. NFL STATISTICS

Year	Team	GP	GS	- Tackles -						- Interceptions -					- Fumbles -			ST Tackles
				Total	Solo	Asst	Sacks	Yds	TFL	No.	Yds	Lg	TD	PD	FF	FR	Yds	
2012	Green Bay	16	7	55	43	12	0.0	0	1	6	81	24	0	25	1	0	0	5
2013	Green Bay	3	1	12	7	5	0.0	0	0	0	0	-	0	1	0	0	0	0
2014	Green Bay	16	1	32	27	5	0.0	0	2	3	113	82t	1	6	0	2	49	7
2015	Green Bay	16	11	74	53	21	0.0	0	3	0	0	-	0	7	0	0	0	1
2016	San Diego	16	14	59	51	8	0.0	0	2	7	102	31	1	23	0	0	0	1
2017	Los Angeles Chargers	16	16	40	33	7	0.0	0	2	4	7	7	0	24	1	2	11	0
2018	Los Angeles Chargers	16	16	46	41	5	0.0	0	1	0	0	-	0	9	0	0	0	0
2019	Los Angeles Chargers	14	14	30	25	5	0.0	0	0	2	37	37	0	6	0	0	0	0
NFL Totals		113	80	348	280	68	0.0	0	11	22	340	82t	2	101	2	4	60	14
POSTSEASON				- Tackles -						- Interceptions -					- Fumbles -			ST Tackles
Year	Team	GP	GS	Total	Solo	Asst	Sacks	Yds	TFL	No.	Yds	Lg	TD	PD	FF	FR	Yds	
2012	Green Bay	2	0	2	2	0	0.0	0	0	0	0	-	0	0	0	0	0	2
2014	Green Bay	2	0	1	1	0	0.0	0	1	0	0	-	0	1	0	0	0	0
2015	Green Bay	2	2	14	12	2	0.0	0	0	0	0	-	0	2	0	0	0	0
2018	Los Angeles Chargers	2	2	8	7	1	0.0	0	0	0	0	-	0	1	0	0	0	0
Postseason Totals		8	4	25	22	3	0.0	0	1	0	0	-	0	4	0	0	0	2

HUNTER HENRY

TIGHT END | ARKANSAS

6-5 | 250 lbs | LITTLE ROCK, ARK.

DRAFT 2 — 2016

EXPERIENCE: 4TH NFL SEASON

4TH YEAR WITH CHARGERS



86

2019: Started 10 games at TE and was inactive four others due to injury, recording 45 catches for 565 yards (12.6 avg.) and four TDs... Passed Jacque MacKinnon (112) for No. 8 in team annals for receptions by a TE, bringing his career total to 126...**vs. Indianapolis (Sept. 8):** Posted 60 receiving yards on four receptions (15.0 avg.) after starting at TE...Ran a post-route from the left side of the formation in the fourth quarter for 22 yards...Threw a downfield block on LB Anthony Walker on a 13-yard carry by RB Austin Ekeler in the first quarter...**at Detroit (Sept. 15):** Inactive (knee)...**vs. Pittsburgh (Oct. 13):** Returned from a four-week absence due to a knee injury to start at TE and set single-game career highs in receptions (eight), yards (100), and TDs (two)... The game marked the first 100-yard effort of his career...**at Tennessee (Oct. 20):** Caught six passes for 97 yards (16.2 avg.)...**at Chicago (Oct. 27):** Surpassed 100 career receptions on his first catch, finishing with 47 receiving yards on four catches (11.8 avg.)...**vs. Green Bay (Nov. 3):** Recorded 80-plus receiving yards for the third game in four weeks, finishing with seven catches for 84 yards (12.0 avg.)...**at Oakland (Nov. 7):** Caught four passes for 30 yards (7.5 avg.) and a TD...Moved to sole possession of No. 8 in team annals for receptions by a TE, ending the game with 114 for his career...**vs. Kansas City (Estadio Azteca, Nov. 18):** Recorded six receptions for 69 yards (11.5 avg.)...**at Denver (Dec. 1):** Registered 10 receiving yards on two catches (5.0 avg.)...**at Jacksonville (Dec. 8):** Hauled in a pair of passes for 39 yards (19.5 avg.), including a 30-yard TD...**vs. Minnesota (Dec. 15):** Posted two receptions for 29 yards (14.5 avg.).

2019, LOS ANGELES CHARGERS

Games				Receiving						Rushing					Scrim
Date	Opp.	Res.	P/S	No.	Yds	Avg.	Lg	TD	Att	Yds	Avg.	Lg	TD	Yds	
09/08	Ind	W (OT)	1/1	4	60	15.0	22	0	0	0	—	—	0	60	
09/15	at Det	L	0/0		— Inactive —										
09/22	Hou	L	0/0		— Inactive —										
09/29	at Mia	W	0/0		— Inactive —										
10/06	Den	L	0/0		— Inactive —										
10/13	Pit	L	1/1	8	100	12.5	21	2	0	0	—	—	0	100	
10/20	at Ten	L	1/1	6	97	16.2	23	0	0	0	—	—	0	97	
10/27	at Chi	W	1/1	4	47	11.8	20	0	0	0	—	—	0	47	
11/03	GB	W	1/1	7	84	12.0	19	0	0	0	—	—	0	84	
11/07	at Oak	L	1/1	4	30	7.5	13	1	0	0	—	—	0	30	
11/18	KC*	L	1/1	6	69	11.5	16	0	0	0	—	—	0	69	
12/01	at Den	L	1/1	2	10	5.0	5	0	0	0	—	—	0	10	
12/08	at Jax	W	1/1	2	39	19.5	30t	1	0	0	—	—	0	39	
12/15	Min	L	1/1	2	29	14.5	24	0	0	0	—	—	0	29	
12/22	Oak														
12/29	at KC														
*19 TOTALS			5-9	10/10	45	565	12.6	30t	4	0	0	—	—	0	565

*Game played at Estadio Azteca in Mexico City, Mexico

HUNTER HENRY NFL STATISTICS

				– Receiving –					– Rushing –					– Scrimmage –	
Year	Team	GP	GS	No.	Yds	Avg.	Lg	TD	Att	Yds	Avg.	Lg	TD	Yards	
2016	San Diego	15	10	36	478	13.3	59	8	0	0	–	–	0	478	
2017	Los Angeles Chargers	14	13	45	579	12.9	34	4	0	0	–	–	0	579	
2018	Los Angeles Chargers	0	0	– Reserve/Physically Unable to Perform –											
2019	Los Angeles Chargers	10	10	45	565	12.6	30t	4	0	0	–	–	0	565	
NFL Totals		39	33	126	1,622	12.9	59	16	0	0	–	–	0	1,622	
POSTSEASON				– Receiving –					– Rushing –					– Scrimmage –	
Year	Team	GP	GS	No.	Yds	Avg.	Lg	TD	Att	Yds	Avg.	Lg	TD	Yards	
2018	Los Angeles Chargers	1	1	0	0	–	–	0	0	0	–	–	0	0	

SINGLE-GAME CAREER-HIGHS

REGULAR SEASON

Receptions 8 — Oct. 13, 2019 vs. Pittsburgh
 Receiving Yards 100 — Oct. 13, 2019 vs. Pittsburgh
 Longest Catch 59 — Oct. 9, 2016 at Oakland
 Receiving Touchdowns 2 — Oct. 13, 2019 vs. Pittsburgh

► MELVIN INGRAM III

DEFENSIVE END | SOUTH CAROLINA

6-2 | 247 lbs | ROCKINGHAM, S.C.

DRAFT 1 — 2012

EXPERIENCE: 8TH NFL SEASON

4TH YEAR WITH CHARGERS



54

2019: Started 11 games at DE and was inactive three others... Recorded 56 tackles (41 solo), 9.5 tackles for loss, three passes defended and recovered a fumble... Posted 5.5 sacks to move to No. 4 in team annals past Hall of Fame LB Junior Seau (47.0), DE Raylee Johnson (46.0) and LB Shawne Merriman (43.5)... Had an INT, the second of his career in the regular season... **vs. Indianapolis (Sept. 8):** Registered four tackles (two solo)... Recorded a tackle for loss on a nine-yard sack of QB Jacoby Brissett... On the sack, lined up over G Mark Glowinski, speeding past him to bring down Brissett... In the fourth quarter, forced RB Marlon Mack to bounce a handoff to the outside where S Adrian Phillips brought him down for a five-yard loss... **at Detroit (Sept. 15):** Led all Chargers defensive linemen with eight tackles (six solo) and a tackle for loss... **vs. Houston (Sept. 22):** Finished with five tackles (three solo)... **at Miami (Sept. 29):** Posted a solo tackle... **vs. Denver (Oct. 6):** Inactive (hamstring)... **at Chicago (Oct. 27):** Returned to action after a three-week absence to post five tackles (two solo) and recover a fumble... **vs. Green Bay (Nov 3):** Registered 1.5 sacks, the first of his career of QB Aaron Rodgers... Totaled three solo tackles and 1.5 tackles for loss... Moved to No. 6 on the team's all-time sacks list past Shawne Merriman (43.5), finishing the game with 44.5 for his career... **at Oakland (Nov. 7):** Posted eight tackles (seven solo), including two sacks to move to No. 5 in Chargers history (46.5 for his career)... Broke up a pass... Appeared in the 100th game of his career... **vs. Kansas City (Estadio Azteca, Nov. 18):** Posted a sack in his third-straight game, bringing down QB Patrick Mahomes

2019, LOS ANGELES CHARGERS

Date	Opp.	Res.	Games P/S	Tackles					Yd	TFL	Interceptions					Fumbles	
				Tot	So	As	Sk				No.	Yd	Lg	TD	PD	FF	FR
09/08	Ind	W (OT)	1/1	4	2	2	1.0	9	1		0	0	—	0	0	0	0
09/15	at Det	L	1/1	8	6	2	0	0	1		0	0	—	0	0	0	0
09/22	Hou	L	1/1	5	3	2	0	0	0		0	0	—	0	0	0	0
09/29	at Mia	W	1/1	1	1	0	0	0	0		0	0	—	0	0	0	0
10/06	Den	L	0/0	— Inactive —													
10/13	Pit	L	0/0	— Inactive —													
10/20	at Ten	L	0/0	— Inactive —													
10/27	at Chi	W	1/1	5	2	3	0	0	0		0	0	—	0	0	0	1
11/03	GB	W	1/1	3	3	0	1.5	10	1.5		0	0	—	0	0	0	0
11/07	at Oak	L	1/1	8	7	1	2.0	10	2		0	0	—	0	1	0	0
11/18	KC*	L	1/1	7	6	1	1.0	2	2		0	0	—	0	1	0	0
12/01	at Den	L	1/1	3	3	0	0	0	1		0	0	—	0	0	0	0
12/08	at Jax	W	1/1	7	4	3	0	0	0		0	0	—	0	0	0	0
12/15	Min	L	1/1	5	4	1	0	0	1		1	9	9	0	1	0	0
12/22	Oak																
12/29	at KC																
'19 TOTALS				56	41	15	5.5	31	9.5		1	9	9	0	3	0	1

*Game played at Estadio Azteca in Mexico City, Mexico

for a two-yard loss... The sack brought him past Junior Seau (47.0) for sole possession of No. 4 in team annals... Finished with seven tackles (six solo), two tackles for loss and a pass defended... **at Denver (Dec. 1):** Recorded three solo tackles and a tackle for loss... **at Jacksonville (Dec. 8):** Posted seven tackles (four solo)... **vs. Minnesota (Dec. 15):** Registered his first INT of the season, the second of his career in the regular season, returning it nine yards... Finished with five tackles (four solo) and a tackle for loss.

MELVIN INGRAM III NFL STATISTICS

Year	Team	GP	GS	- Tackles -						- Interceptions -					- Fumbles -				ST Tackles
				Total	Solo	Asst	Sacks	Yds	TFL	No.	Yds	Lg	TD	PD	FF	FR	Yds		
2012	San Diego	16	2	29	18	11	1.0	6	5	0	0	-	0	5	2	0	0	12	
2013	San Diego	4	1	13	5	8	1.0	0	2	0	0	-	0	0	1	0	0	0	
2014	San Diego	9	9	40	25	15	4.0	31	7	0	0	-	0	0	2	0	0	0	
2015	San Diego	16	16	76	65	11	10.5	73.5	19	0	0	-	0	5	4	1	0	0	
2016	San Diego	16	16	66	45	21	8.0	52	13	0	0	-	0	4	4	0	0	0	
2017	Los Angeles Chargers	16	16	76	50	26	10.5	87.5	22.5	0	0	-	0	1	1	2	39	0	
2018	Los Angeles Chargers	16	16	53	35	18	7.0	53.5	14	1	8	8	0	5	1	1	0	0	
2019	Los Angeles Chargers	11	11	56	41	15	5.5	31	9.5	1	9	9	0	3	0	1	0	0	
NFL Totals		104	87	409	284	125	47.5	334.5	92	2	17	9	0	23	15	5	39	12	
POSTSEASON				- Tackles -						- Interceptions -					- Fumbles -				
Year	Team	GP	GS	Total	Solo	Asst	Sacks	Yds	TFL	No.	Yds	Lg	TD	PD	FF	FR	Yds	ST Tackles	
2013	San Diego	2	2	6	2	4	0.0	0	0	1	3	3	0	1	0	0	0	0	
2018	Los Angeles Chargers	2	2	9	8	1	2.0	17	3	0	0	-	0	1	1	1	0	0	
Postseason Totals		4	4	15	10	5	2.0	17	3	1	3	-	0	2	1	1	0	0	

▶ JUSTIN JACKSON

RUNNING BACK | NORTHWESTERN

6-0 | 199 lbs | CAROL STREAM, ILL.

DRAFT 7 — 2018

EXPERIENCE: 2ND NFL SEASON

2ND YEAR WITH CHARGERS



22

2019: Played in six games and was inactive eight others...Rushed 28 times for 189 yards (6.8 avg.)...Added nine receptions for 22 yards (2.4 avg.)...Returned two kicks for 43 yards (21.5 avg.)...**vs. Indianapolis (Sept. 8):** Ran for 57 yards on six attempts (9.5 avg.)...Added a four-yard catch to record 61 yards from scrimmage on the day...Took a handoff up the middle in the first quarter for 23 yards behind blocks from G/T Michael Schofield III, C Mike Pouncey and G Dan Feeney...Had a 24-yard gain in the second quarter while getting blocks from Schofield and T Sam Tevi along with pulling blocks from Feeney and FB Derek Watt...On the opening kickoff return, gave a freeing block for DB Desmond King II to return the kick 43 yards...**at Detroit (Sept. 15):** Registered seven carries for 59 yards (8.4 avg.)...Ended the day with 64 yards from scrimmage after hauling in a five-yard catch...It marked the first back-to-back games of his career with 50-plus yards from scrimmage...**vs. Houston (Sept. 22):** Carried the ball five times for 26 yards (5.2 avg.) while catching four passes for four yards (1.0 avg.)...**at Miami (Sept. 29):** Inactive (calf)...**vs. Green Bay (Nov. 3):** Returned from a five-week absence to carry the ball twice for seven yards (3.5 avg.) and haul in a seven-yard reception...**at Oakland (Nov. 7):** Inactive (calf)...**at Jacksonville (Dec. 8):** Returned to action, posting 25 rushing yards on three attempts (8.3 avg.) while returning a pair of kickoffs for 43 yards (21.5 avg.)...**vs. Minnesota (Dec. 15):** Carried the ball five times for 15 yards (3.0 avg.) while posting two receiving yards on a pair of catches (1.0 avg.).

2019, LOS ANGELES CHARGERS

Games				Rushing						Receiving						Scrim
Date	Opp.	Res.	P/S	Att	Yds	Avg.	Lg	TD	No.	Yds	Avg.	Lg	TD	Yds		
09/08	Ind	W (OT)	L	1/0	6	57	9.5	24	0	1	4	4.0	4	0	61	
09/15	at Det	L	L	1/0	7	59	8.4	40	0	1	5	5.0	5	0	64	
09/22	Hou	L	L	1/0	5	26	5.2	10	0	4	4	1.0	9	0	30	
09/29	at Mia	W	0/0		– Inactive –											
10/06	Den	L	0/0		– Inactive –											
10/13	Pit	L	0/0		– Inactive –											
10/20	at Ten	L	0/0		– Inactive –											
10/27	at Chi	W	0/0		– Inactive –											
11/03	GB	W	1/0		2	7	3.5	6	0	1	7	7.0	7	0	14	
11/07	at Oak	L	0/0		– Inactive –											
11/18	KC*	L	0/0		– Inactive –											
12/01	at Den	L	0/0		– Inactive –											
12/08	at Jax	W	1/0	3	25	8.3	14	0	0	0	–	–	0	25		
12/15	Min	L	1/0	5	15	3.0	5	0	2	2	1.0	5	0	17		
12/22	Oak															
12/29	at KC															
'19 TOTALS				5-9	6/0	28	189	6.8	40	0	9	22	2.4	9	0	211
*Game played at Estadio Azteca in Mexico City, Mexico																

*Game played at Estadio Azteca in Mexico City, Mexico

JUSTIN JACKSON NFL STATISTICS

				- Rushing -					- Receiving -					- Scrimmage -				
Year	Team	GP	GS	Att	Yds	Avg.	Lg	TD	No.	Yds	Avg.	Lg	TD		Yds			
2018	Los Angeles Chargers	13	1	50	206	4.1	20	2	15	135	9.0	19	0		341			
2019	Los Angeles Chargers	6	0	28	189	6.8	40	0	9	22	2.4	9	0		211			
NFL Totals		19	1	78	395	5.1	40	2	24	157	6.5	19	0		552			
POSTSEASON				- Receiving -					- Rushing -					- Scrimmage -				
Year	Team	GP	GS	No.	Yds	Avg.	Lg	TD	Att	Yds	Avg.	Lg	TD		Yds			
2018	Los Angeles Chargers	2	0	3	9	3.0	4	0	3	22	7.3	20	0		31			

SINGLE-GAME CAREER-HIGHS

REGULAR SEASON

Rushing Attempts 16 – Dec. 13, 2018 at Kansas City
 Rushing Yards 63 – Dec. 2, 2018 at Pittsburgh
 Longest Run 40 – Sept. 19, 2019 at Detroit
 Rushing Touchdowns 1 (twice) – Last: Dec. 13, 2018 at Kansas City
 Receptions 7 – Dec. 22, 2018 vs. Baltimore
 Receiving Yards 47 – Dec. 22, 2018 vs. Baltimore
 Longest Catch 19 – Dec. 2, 2018 at Pittsburgh
 Scrimmage Yards 85 – Dec. 13, 2018 at Kansas City

► DERWIN JAMES JR.

DEFENSIVE BACK | FLORIDA

6-2 | 215 lbs | HAINES, FLA.

DRAFT 1 — 2018

EXPERIENCE: 2ND NFL SEASON

2ND YEAR WITH CHARGERS



33

2019: Started three games at S after returning from injured reserve... Totaled 19 tackles (12 solo) and two tackles for loss...**at Denver (Dec. 1):** Made his season debut, totaling four tackles (two solo) and a tackle for loss...**at Jacksonville (Dec. 8):** Registered six tackles (four solo) and a tackle for loss...**vs. Minnesota (Dec. 15):** Led the team with nine tackles (six solo).

2019, LOS ANGELES CHARGERS

Games				Tackles						Interceptions					Fumbles			
Date	Opp.	Res.	P/S	Tot	So	As	Sk	Yd	TFL	No.	Yd	Lg	TD	PD	FF	FR		
09/08	Ind	W (OT)	0/0	– Reserve/Injured –														
09/15	at Det	L	0/0	– Reserve/Injured –														
09/22	Hou	L	0/0	– Reserve/Injured –														
09/29	at Mia	W	0/0	– Reserve/Injured –														
10/06	Den	L	0/0	– Reserve/Injured –														
10/13	Pit	L	0/0	– Reserve/Injured –														
10/20	at Ten	L	0/0	– Reserve/Injured –														
10/27	at Chi	W	0/0	– Reserve/Injured –														
11/03	GB	W	0/0	– Reserve/Injured –														
11/07	at Oak	L	0/0	– Reserve/Injured –														
11/18	KC*	L	0/0	– Reserve/Injured –														
12/01	at Den	L	1/1	4	2	2	0	0	1	0	0	–	0	0	0	0		
12/08	at Jax	W	1/1	6	4	2	0	0	1	0	0	–	0	1	0	0		
12/15	Min	L	1/1	9	6	3	0	0	0	0	0	–	0	0	0	0		
12/22	Oak																	
12/29	at KC																	
'19 TOTALS				5-9	3/3	19	12	7	0	0	2	0	0	–	0	1	0	0
*Game played at Estadio Azteca in Mexico City, Mexico																		

*Game played at Estadio Azteca in Mexico City, Mexico

DERWIN JAMES JR. NFL STATISTICS

Year	Team	GP	GS	- Tackles -					TFL	- Interceptions -					- Fumbles -			ST Tackles
				Total	Solo	Asst	Sacks	Yds		No.	Yds	Lg	TD	PD	FF	FR	Yds	
2018	Los Angeles Chargers	16	16	109	79	30	3.5	17	3.5	3	30	23	0	15	0	0	0	0
2019	Los Angeles Chargers	3	3	19	12	7	0.0	0	2	0	0	-	0	1	0	0	0	0
NFL Totals		19	19	128	91	37	3.5	17	5.5	3	30	23	0	16	0	0	0	0

Year	Team	No.	– Kickoff Returns –				TD	– Punt Returns –					TD	– Total Return – Yards
			Yds	Avg.	Lg	No.		FC	Yds	Avg.	Lg			
2018	Los Angeles Chargers.....	1	20	20.0	20	0	0	0	0	–	–	0	0	
2019	Los Angeles Chargers.....	0	0	–	–	0	0	0	0	–	–	0	0	
NFL Totals.....		1	20	20.0	20	0	0	0	0	–	–	0	0	

Year	Team	GP	GS	- Tackles -					TFL	- Interceptions -					- Fumbles -			ST Tackles
				Total	Solo	Asst	Sacks	Yds		No.	Yds	Lg	TD	PD	FF	FR	Yds	
2018	Los Angeles Chargers	2	2	14	10	4	0.0	0	3	0	0	-	0	0	0	0	0	0

POSTSEASON		- Kickoff Returns -					- Punt Returns -					- Total Return -	
Year	Team	No.	Yds	Avg.	Lg	TD	No.	FC	Yds	Avg.	Lg	TD	Yards
2018	Los Angeles Chargers.....	0	0	-	-	0	0	0	0	-	-	0	0

► **RAYSHAWN JENKINS**

SAFETY | MIAMI

6-2 | 220 lbs | ST. PETERSBURG, FLA.

DRAFT 4 — 2017

EXPERIENCE: 3RD NFL SEASON

3RD YEAR WITH CHARGERS



2019: Started all 14 games at S, registering 49 tackles (31 solo) and two tackles for loss...Recorded three INTs and four passes defended on the year...Had a tackle on special teams...**vs. Indianapolis (Sept. 8):** Assisted on a pair of tackles...**at Detroit (Sept. 15):** Had the first INT of his career and posted a solo stop...**vs. Houston (Sept. 22):** Registered two solo stops...**at Miami (Sept. 29):** Recorded six tackles (five solo) and two tackles for loss...**vs. Denver (Oct. 6):** Posted five tackles (four solo)...**vs. Pittsburgh (Oct. 13):** Registered the second INT of his career, returning it eight yards...Finished with five tackles (three solo)...**at Tennessee (Oct. 20):** Recorded six tackles (three solo)...**at Chicago (Oct. 27):** Posted six solo tackles and broke up a pass...**vs. Green Bay (Nov. 3):** Registered two tackles (one teams...**at Oakland (Nov. 7):** Posted four tackles (one solo)...**vs. Kansas City (Estadio Azteca, Nov. 18):** Made his third INT of the year and recorded three tackles (one solo)...**at Denver (Dec. 1):** Recorded a solo stop...**at Jacksonville (Dec. 8):** Totaled three tackles (one solo)...**vs. Minnesota (Dec. 15):** Posted three tackles (two solo).

2019, LOS ANGELES CHARGERS

Date	Opp.	Res.	Games		Tackles					Interceptions					Fumbles		
			P/S	P/S	Tot	So	As	Sk	Yd	TFL	No.	Yd	Lg	TD	PD	FF	FR
09/08	Ind	W (OT)	1/1		2	0	2	0	0	0	0	0	0	0	0	0	
09/15	at Det	L	1/1		1	1	0	0	0	0	1	0	0	0	1	0	
09/22	Hou	L	1/1		2	2	0	0	0	0	0	0	0	0	0	0	
09/29	at Mia	W	1/1		6	5	1	0	0	2	0	0	0	0	0	0	
10/06	Den	L	1/1		5	4	1	0	0	0	0	0	0	0	0	0	
10/13	Pit	L	1/1		5	3	2	0	0	0	1	8	8	0	1	0	
10/20	at Ten	L	1/1		6	3	3	0	0	0	0	0	0	0	0	0	
10/27	at Chi	W	1/1		6	6	0	0	0	0	0	0	0	0	1	0	
11/03	GB	W	1/1		2	1	1	0	0	0	0	0	0	0	0	0	
11/07	at Oak	L	1/1		4	1	3	0	0	0	0	0	0	0	0	0	
11/18	KC*	L	1/1		3	1	2	0	0	0	1	2	2	0	1	0	
12/01	at Den	L	1/1		1	1	0	0	0	0	0	0	0	0	0	0	
12/08	at Jax	W	1/1		3	1	2	0	0	0	0	0	0	0	0	0	
12/15	Min	L	1/1		3	2	1	0	0	0	0	0	0	0	0	0	
12/22	Oak																
12/29	at KC																
'19 TOTALS			5-9	14/14	49	31	18	0	0	2	3	10	8	0	4	0	0

*Game played at Estadio Azteca in Mexico City, Mexico

RAYSHAWN JENKINS NFL STATISTICS

Year	Team	GP	GS	– Tackles –						– Interceptions –					– Fumbles –			ST Tackles
				Total	Solo	Asst	Sacks	Yds	TFL	No.	Yds	Lg	TD	PD	FF	FR	Yds	
2017	Los Angeles Chargers	15	0	5	4	1	0.0	0	0	0	0	–	0	1	0	0	0	11
2018	Los Angeles Chargers	15	1	13	8	5	0.5	3.5	1.5	0	0	–	0	0	0	0	0	10
2019	Los Angeles Chargers	14	14	49	31	18	0.0	0	2	3	10	8	0	4	0	0	0	1
NFL Totals		44	15	67	43	24	0.5	3.5	3.5	3	10	8	0	5	0	0	0	22
POSTSEASON																		
Year	Team	GP	GS	– Tackles –						– Interceptions –					– Fumbles –			ST Tackles
				Total	Solo	Asst	Sacks	Yds	TFL	No.	Yds	Lg	TD	PD	FF	FR	Yds	
2018	Los Angeles Chargers	2	2	12	8	4	0.0	0	0	0	0	–	0	0	0	0	0	1

▶ JUSTIN JONES

DEFENSIVE TACKLE | NORTH CAROLINA STATE

6-3 | 309 lbs | AUSTELL, GA.

DRAFT 3 — 2018

EXPERIENCE: 2ND NFL SEASON

2ND YEAR WITH CHARGERS



93

2019: Started 10 games at DT and was inactive four others, totaling 50 tackles (24 solo) and a tackle for loss...Broke up a pass and forced a fumble...**vs. Indianapolis (Sept. 8):** Registered five tackles (three solo), including a tackle for loss...Sniffed out a screen pass to RB Nyheim Hines to drop him for a seven-yard loss in the fourth quarter...**at Detroit (Sept. 15):** Posted two tackles (one solo)...**vs. Houston (Sept. 22):** Recorded five tackles (two solo)...**at Miami (Sept. 29):** Recorded five tackles (three solo) and forced a fumble...**vs. Denver (Oct. 6):** Had seven tackles (four solo) while deflecting a pass at the line of scrimmage that was eventually picked off by LB Kyzir White...**vs. Pittsburgh (Oct. 13):** Set a single-game career high with 12 tackles (six solo)...**at Tennessee (Oct. 20):** Inactive (shoulder)...**vs. Kansas City (Estadio Azteca, Nov. 18):** Returned to action after a four-week absence...Finished with five tackles (two solo)...**at Denver (Dec. 1):** Recorded three tackles (one solo)...**at Jacksonville (Dec. 8):** Registered three tackles (one solo)...**vs. Minnesota (Dec. 15):** Totaled three tackles (two solo).

2019, LOS ANGELES CHARGERS

Date	Opp.	Res.	Games		Tot	So	Tackles			Yd	TFL	Interceptions					Fumbles	
			P/S				As	Sk	No.			Yd	Lg	TD	PD	FF	FR	
09/08	Ind	W (OT)	1/1		5	3	2	0	0	0	1	0	0	-	0	0	0	0
09/15	at Det	L	1/1		2	1	1	0	0	0	0	0	0	-	0	0	0	0
09/22	Hou	L	1/1		5	2	3	0	0	0	0	0	0	-	0	0	0	0
09/29	at Mia	W	1/1		5	2	3	0	0	0	0	0	0	-	0	0	1	0
10/06	Den	L	1/1		7	4	3	0	0	0	0	0	0	-	0	1	0	0
10/13	Pit	L	1/1		12	6	6	0	0	0	0	0	0	-	0	0	0	0
10/20	at Ten	L	0/0		- Inactive -													
10/27	at Chi	W	0/0		- Inactive -													
11/03	GB	W	0/0		- Inactive -													
11/07	at Oak	L	0/0		- Inactive -													
11/18	KC*	L	1/1		5	2	3	0	0	0	0	0	0	-	0	0	0	0
12/01	at Den	L	1/1		3	1	2	0	0	0	0	0	0	-	0	0	0	0
12/08	at Jax	W	1/1		3	1	2	0	0	0	0	0	0	-	0	0	0	0
12/15	Min	L	1/1		3	2	1	0	0	0	0	0	0	-	0	0	0	0
12/22	Oak																	
12/29	at KC																	
'19 TOTALS				5-9	10/10	50	24	26	0	0	1	0	0	-	0	1	1	0

*Game played at Estadio Azteca in Mexico City, Mexico

JUSTIN JONES NFL STATISTICS

Year	Team	GP	GS	– Tackles –					Yds	TFL	– Interceptions –					– Fumbles –			
				Total	Solo	Asst	Sacks				No.	Yds	Lg	TD	PD	FF	FR	Yds	ST Tackles
2018	Los Angeles Chargers.....	15	0	26	10	16	0.5	3.5	0.5	0	0	–	0	0	0	0	0	0	0
2019	Los Angeles Chargers.....	10	10	50	24	26	0.0	0	1	0	0	–	0	1	0	1	0	0	0
NFL Totals.....		25	10	76	34	42	0.5	3.5	1.5	0	0	–	0	1	0	1	0	0	0
POSTSEASON																			
Year	Team	GP	GS	– Tackles –					Yds	TFL	– Interceptions –					– Fumbles –			
Total				Solo	Asst	Sacks		No.			Yds	Lg	TD	PD	FF	FR	Yds	ST Tackles	
2018	Los Angeles Chargers.....	2	2	6	3	3	1.0	3	1	0	0	–	0	0	0	0	0	0	0

▶ LANCE KENDRICKS

TIGHT END | WISCONSIN

6-3 | 250 lbs | MILWAUKEE, WIS.

FREE AGENT — 2019

EXPERIENCE: 9TH NFL SEASON

1ST YEAR WITH CHARGERS



87

2019: Played in 10 games, including one start as the second TE... Dressed but did not play in two other games... Posted three catches for 50 yards (16.7 avg.)... **vs. Houston (Sept. 22):** Made his Chargers debut, appearing on 11 offensive plays and two on special teams... Hauled in a 13-yard reception... **at Miami (Sept. 29):** Started as the second TE for his first start as a Charger... Caught two passes for 37 yards (18.5 avg.), moving the sticks on both receptions... **vs. Denver (Oct. 6):** Played 19 snaps on offense while contributing on two special teams plays... **vs. Pittsburgh (Oct. 13):** Contributed on a pair of offensive plays... **at Tennessee (Oct. 20):** Played two offensive snaps... **at Chicago (Oct. 27):** Was on the 46-man active roster, but did not participate... **vs. Green Bay (Nov. 3):** Appeared on an offensive snap... **at Oakland (Nov. 7):** Played seven snaps on offense... **vs. Kansas City (Estadio Azteca, Nov. 18):** Dressed but did not see any action... **at Denver (Dec. 1):** Participated on five special teams plays... **at Jacksonville (Dec. 8):** Saw action on 12 offensive snaps and three on special teams... **vs. Minnesota (Dec. 15):** Participated on two plays on offense and nine on special teams.

2019, LOS ANGELES CHARGERS

Date	Opp.	Res.	Games		Receiving					Rushing					Scrim Yds
			P/S		No.	Yds	Avg.	Lg	TD	Att	Yds	Avg.	Lg	TD	
09/09	Ind	W (OT)	0/0		- Not With Team -										
09/15	at Det	L	0/0		- Not With Team -										
09/22	Hou	L	1/0	1	13	13.0	13	0	0	0	-	-	0	13	
09/29	at Mia	W	1/1	2	37	18.5	24	0	0	0	-	-	0	37	
10/06	Den	L	1/0	0	0	-	-	0	0	0	-	-	0	0	
10/13	Pit	L	1/0	0	0	-	-	0	0	0	-	-	0	0	
10/20	at Ten	L	1/0	0	0	-	-	0	0	0	-	-	0	0	
10/27	at Chi	W	0/0	- Did Not Play -											
11/03	GB	W	1/0	0	0	-	-	0	0	0	-	-	0	0	
11/07	at Oak	L	1/0	0	0	-	-	0	0	0	-	-	0	0	
11/18	KC*	L	0/0	- Did Not Play -											
12/01	at Den	L	1/0	0	0	-	-	0	0	0	-	-	0	0	
12/08	at Jax	W	1/0	0	0	-	-	0	0	0	-	-	0	0	
12/15	Min	L	1/0	0	0	-	-	0	0	0	-	-	0	0	
12/22	Oak														
12/29	at KC														
'19 TOTALS			5-9	10/1	3	50	16.7	24	0	0	0	-	-	0	50

*Game played at Estadio Azteca in Mexico City, Mexico

LANCE KENDRICKS NFL STATISTICS

Year	Team	GP	GS	- Receiving -					Att	- Rushing -				- Scrimmage -
				No.	Yds	Avg.	Lg	TD		Yds	Avg.	Lg	TD	Yards
2011	St. Louis	15	10	28	352	12.6	45	0	1	-8	-8.0	-8	0	344
2012	St. Louis	16	14	42	519	12.4	80t	4	0	0	-	-	0	519
2013	St. Louis	15	13	32	258	8.1	21	4	0	0	-	-	0	258
2014	St. Louis	16	14	27	259	9.6	23t	5	0	0	-	-	0	259
2015	St. Louis	15	12	25	245	9.8	37t	2	0	0	-	-	0	245
2016	Los Angeles Rams	16	16	50	499	10.0	44	2	0	0	-	-	0	499
2017	Green Bay	16	9	18	203	11.3	51	1	0	0	-	-	0	203
2018	Green Bay	16	3	19	170	8.9	22	1	0	0	-	-	0	170
2019	Los Angeles Chargers	10	1	3	50	16.7	24	0	0	0	-	-	0	50
NFL Totals		135	92	244	2,555	10.5	80t	19	1	-8	-8.0	-8	0	2,547

SINGLE-GAME CAREER-HIGHS

REGULAR SEASON

Receptions 7 (twice) – Last: Nov. 6, 2016 vs. Carolina
Receiving Yards 119 – Dec. 23, 2012 at Tampa Bay
Longest Catch 80t – Dec. 23, 2012 at Tampa Bay
Receiving Touchdowns 1 (19 times) – Last: Oct. 7, 2018 at Detroit

► DESMOND KING II

DEFENSIVE BACK | IOWA

5-10 | 200 lbs | DETROIT, MICH.

DRAFT 5 — 2017

EXPERIENCE: 3RD NFL SEASON

3RD YEAR WITH CHARGERS



20

2019: Played in 13 games, starting seven as the third CB and one at S, and was inactive another...Totaled 50 tackles (37 solo), 2.5 sacks and four tackles for loss...Broke up a pass, bringing his career total to 20, forced a fumble and recovered a fumble...Returned 13 kickoffs for 279 yards (21.5 avg.), including a 43-yarder, to reach 1,000 career kickoff return yards...Added 18 punt returns for 97 yards (5.4 avg.), including one that he took 68 yards for a TD...The punt return TD made him the eighth player in history to have multiple while with the Chargers...Posted a special teams tackle...**vs. Indianapolis (Sept. 8):** Recorded three tackles (two solo) and a tackle for loss...Shed the block of T Anthony Castonzo in the first quarter to run RB Marlon Mack out of bounds for a three-yard loss...Returned a kickoff 43 yards and returned a punt...Took the kickoff from four yards deep in the end zone up the middle before bouncing it out to his right behind a block from RB Justin Jackson...**at Detroit (Sept. 15):** In his hometown of Detroit, saw action on defense but did not register any statistics...Posted 47 yards on two kickoff returns (23.5 avg.) and had a punt return...**vs. Houston (Sept. 22):** Posted four solo stops and broke up a pass...Recovered a fumble to set up a scoring drive in Texans territory...Returned a kickoff for 23 yards...**at Miami (Sept. 29):** Posted four tackles (three solo)...Recorded a single-game career-high 2.5 sacks for 14 yards...Added a forced fumble...Eclipsed 1,000 career kickoff return yards...**vs. Denver (Oct. 6):** Returned a punt for a 68-yard TD to become the eighth Charger with multiple TDs on punt returns while with the team...Recorded four tackles (two solo)...**vs. Pittsburgh (Oct. 13):** Started as the third CB, recording six tackles (five solo)...Added two kickoff returns for 49 yards (24.5 avg.) and a seven-yard punt return...**at Tennessee (Oct. 20):** Posted three tackles (one solo)...Had an eight-yard kickoff return...**at Chicago (Oct. 27):** Started as the third CB, totaling six solo tackles...Returned a kickoff

2019, LOS ANGELES CHARGERS

Date	Opp.	Res.	Games		Tackles					Interceptions					Fumbles	
			P/S	Tot	So	As	Sk	Yd	TFL	No.	Yd	Lg	TD	PD	FF	FR
09/08	Ind	W (OT)	1/1	3	2	1	0	0	0	1	0	0	-	0	0	0
09/15	at Det	L	1/1	0	0	0	0	0	0	0	0	0	-	0	0	0
09/22	Hou	L	1/1	4	4	0	0	0	0	0	0	0	-	0	1	0
09/29	at Mia	W	1/1	6	3	1	2.5	14	1	0	0	-	0	0	0	1
10/06	Den	L	1/0	4	2	2	0	0	0	0	0	0	-	0	0	0
10/13	Pit	L	1/1	6	5	1	0	0	0	0	0	-	0	0	0	0
10/20	at Ten	L	1/0	3	1	2	0	0	0	0	0	0	-	0	0	0
10/27	at Chi	W	1/1	6	6	0	0	0	0	0	0	-	0	0	0	0
11/03	GB	W	1/1	5	4	1	0	0	1	0	0	-	0	0	0	0
11/07	at Oak	L	1/0	4	3	1	0	0	1	0	0	-	0	0	0	0
11/18	KC*	L	1/1	1	1	0	0	0	0	0	0	-	0	0	0	0
12/01	at Den	L	1/0	4	3	1	0	0	0	0	0	-	0	0	0	0
12/08	at Jax	W	1/0	4	3	1	0	0	0	0	0	-	0	0	0	0
12/15	Min	L	0/0	- Inactive -												
12/22	Oak															
12/29	at KC															
'19 TOTALS			5-9 13/8	50	37	11	2.5	14	4	0	0	-	0	1	1	1

*Game played at Estadio Azteca in Mexico City, Mexico

for 20 yards...**vs. Green Bay (Nov. 3):** Registered five tackles (four solo) and a tackle for loss after opening as the third CB...**at Oakland (Nov. 7):** Returned three punts 19 yards (6.3 avg.)...On defense, posted four tackles (three solo) and a tackle for loss...**vs. Kansas City (Estadio Azteca, Nov. 18):** Started the game at S, posting a solo tackle...Returned a kickoff 25 yards and returned a pair of punts...**at Denver (Dec. 1):** Recorded four tackles (three solo) and a tackle on special teams...**at Jacksonville (Dec. 8):** Posted four tackles (three solo) while registering an 18-yard kickoff return and returning a pair of punts...**vs. Minnesota (Dec. 15):** Inactive (healthy scratch).

DESMOND KING II NFL STATISTICS

Year	Team	GP	GS	– Tackles –						– Interceptions –						– Fumbles –			
				Total	Solo	Asst	Sacks	Yds	TFL	No.	Yds	Lg	TD	PD	FF	FR	Yds	ST Tackles	
2017	Los Angeles Chargers	16	4	71	61	10	4.0	11	6	1	90	90t	1	6	0	0	0	7	
2018	Los Angeles Chargers	16	8	60	46	14	0.0	0	4	3	75	42t	1	13	1	1	0	1	
2019	Los Angeles Chargers	13	8	50	37	11	2.5	14	4	0	0	–	0	1	1	1	0	1	
NFL Totals		45	20	181	144	35	6.5	25	14	4	165	90t	2	20	2	2	0	9	

Year	Team	- Kickoff Returns -						- Punt Returns -						- Total Return -	
		No.	Yds	Avg.	Lg	TD		No.	FC	Yds	Avg.	Lg	TD	Yards	
2017	Los Angeles Chargers.....	17	353	20.8	44	0		1	1	2	2.0	2	0	355	
2018	Los Angeles Chargers.....	22	522	23.7	40	0		23	8	318	13.8	73t	1	840	
2019	Los Angeles Chargers.....	13	279	21.5	43	0		18	10	97	5.4	68t	1	376	
NFL Totals.....		52	1,154	22.2	44	0		42	19	417	9.9	73t	2	1,571	

POSTSEASON		- Tackles -									- Interceptions -					- Fumbles -			
Year	Team	GP	GS	Total	Solo	Asst	Sacks	Yds	TFL	No.	Yds	Lg	TD	PD	FF	FR	Yds	ST Tackles	
2018	Los Angeles Chargers.....	2	2	10	6	4	1.0	1	1	0	0	-	0	0	0	0	0	2	

POSTSEASON		- Kickoff Returns -						- Punt Returns -						- Total Return -	
Year	Team	No.	Yds	Avg.	Lg	TD		No.	FC	Yds	Avg.	Lg	TD	Yards	
2018	Los Angeles Chargers.....	6	179	29.8	72	0		5	1	46	9.2	33	0	225	

► FORREST LAMP

GUARD | WESTERN KENTUCKY

6-4 | 310 lbs | VENICE, FLA.

DRAFT 2 — 2017

EXPERIENCE: 3RD NFL SEASON

3RD YEAR WITH CHARGERS



2019: Saw action on offense in seven games, starting two at LG... Placed on injured reserve on Oct. 23 with a season-ending leg injury... **vs. Indianapolis (Sept. 8):** Played two snaps on offense... **at Detroit (Sept. 15):** Participated on a pair of offensive plays... **vs. Houston (Sept. 22):** Saw time on three plays on offense... **at Miami (Sept. 29):** Appeared on 17 offensive plays... **vs. Denver (Oct. 6):** Played 45 snaps on offense... **vs. Pittsburgh (Oct. 13):** Made the first start of his career, opening the game at LG... Played all 62 offensive snaps, protecting Philip Rivers to record his fourth 300-yard contest of the season... **at Tennessee (Oct. 20):** Started at LG before exiting with a leg injury... Blocked for Philip Rivers to throw for 329 yards, his fifth such performance of the season... Protected Rivers to pass Pittsburgh QB Ben Roethlisberger and New York Giants QB Eli Manning for No. 6 on the all-time passing yards list.

FORREST LAMP NFL GAMES

Year	Team	GP	GS
2017	Los Angeles Chargers	0	0
2018	Los Angeles Chargers	2	0
2019	Los Angeles Chargers	7	2
NFL Totals		9	2
POSTSEASON			
Year	Team	GP	GS
2018	Los Angeles Chargers	0	0

*On injured reserve for Chargers' 16 regular-season games in 2017.
Inactive for Chargers' two games during 2018 postseason.*

► TY LONG

PUNTER | ALABAMA—BIRMINGHAM

6-2 | 205 lbs | ROSWELL, GA.

FREE AGENT — 2019

EXPERIENCE: 1ST NFL SEASON

1ST YEAR WITH CHARGERS



2019: Named AFC Special Teams Player of the Week for his efforts in a Week 1 win over Indianapolis: Totaled six points in his NFL debut, making a field goal and all three extra points while also pinning the Colts inside their own 20-yard line on both punts...Punted in all 14 games while handling kicking duties in five...Recorded 1,837 gross yards on 39 punts (47.1 avg.) with a long of 60 yards...Pinned opponents inside the 20 on 13 punts and registered a 41.2 net average...Made seven field goals and nine extra points...Kicked off 39 times, recording 25 touchbacks (64.1 touchback pct.)...**vs. Indianapolis (Sept. 8):** Named AFC Special Teams Player of the Week...Handled punting and kicking duties in his NFL debut...Made his lone field goal attempt and all three extra points...Punted twice for 98 yards (49.0 avg.), pinning the Colts inside the 20 on both punts...Recorded a net average of 46.5 yards-per-punt...Kicked off five times, registering a touchback on three of them...**at Detroit (Sept. 15):** Punted four times for 202 yards (50.5 avg.) with a long of 55 yards (46.3 net average)...Made a field goal and an extra point while recording touchbacks on both kickoffs...**vs. Houston (Sept. 22):** Handled all punting and kicking duties for a total of 13 special teams snaps...Made both field goal attempts and both extra points for a total of eight points...Registered a touchback on all five kickoffs...Punted four times for 193 yards (48.3 avg.), pinning the Texans inside the 20-yard line twice (39.8 net avg.)...With a net average of 43.7 through three games, recorded the best net punting average through the first three games of a season in Chargers history...**at Miami (Sept. 29):** Nailed all three field goal attempts on the day, including a career-long 51-yarder, and all three extra points for a total of 12 points on the day...**vs. Denver (Oct. 6):** Punted five times for 232 yards (46.4 avg.) with a long of 58 yards...Pinned the Broncos inside the 20 on three punts...Registered a 42.0 net average...**vs. Pittsburgh (Oct. 13):** Recorded a gross punting average of 42.7 (128 yards on three punts), pinning the Steelers inside the 20-yard line once...Finished with a 38.0 net average...**at Tennessee (Oct. 20):** Punted twice for 93 yards (46.5 avg.), pinning the Titans deep once

2019, LOS ANGELES CHARGERS

Date	Opp.	Res.	Games	No.	Yds	Avg.	Lg	Opp		Net	In20	TB	FC	Blk	
			Played					Ret	Yds	Avg.					
09/09	Ind	W (OT)	1	2	98	49.0	54	1	5	46.5	2	0	1	0	
09/15	at Det	L	1	4	202	50.5	55	4	17	46.3	0	0	0	0	
09/22	Hou	L	1	4	193	48.3	60	2	34	39.8	2	0	2	0	
09/29	at Mia	W	1	0	0	-	-	0	0	-	0	0	0	0	
10/06	Den	L	1	5	232	46.4	58	4	22	42.0	3	0	1	0	
10/13	Pit	L	1	3	128	42.7	44	2	14	38.0	1	0	0	0	
10/20	at Ten	L	1	2	93	46.5	58	1	14	39.5	1	0	0	0	
10/27	at Chi	W	1	5	269	53.8	58	5	50	43.8	1	0	0	0	
11/03	GB	W	1	1	38	38.0	38	1	0	38.0	1	0	0	0	
11/07	at Oak	L	1	3	130	43.3	54	2	11	39.7	0	0	0	0	
11/18	KC*	L	1	3	143	47.7	59	2	22	40.3	0	0	0	0	
12/01	at Den	L	1	4	181	45.3	57	0	0	35.3	2	1	1	0	
12/08	at Jax	W	1	2	104	52.0	55	2	1	51.5	1	0	0	0	
12/15	Min	L	1	1	26	26.0	26	0	0	26.0	0	0	0	0	
12/22	Oak														
12/29	at KC														
'19 TOTALS			5-9	14	39	1,837	47.1	60	26	190	41.2	13	1	5	0

*Game played at Estadio Azteca in Mexico City, Mexico

to register a net average of 39.5 yards-per-punt...**at Chicago (Oct. 27):** Punted five times for 269 yards, registering a season-high 53.8 yards-per-punt...Pinned the Bears deep in their territory once and had a 43.8 net average...**vs. Green Bay (Nov. 3):** Punted once for 38 yards...**at Oakland (Nov. 7):** Recorded a 43.3 gross average on three punts for 130 yards, posting a long of 54 yards...Had a net average of 39.7 yards-per-punt...**vs. Kansas City (Estadio Azteca, Nov. 18):** Punted three times for 143 yards (47.7 avg.) and a 40.3 net average...Kicked off four times, registering a touchback on each...**at Denver (Dec. 1):** Registered two touchbacks, his first of the season and pinned Denver deep in its own territory once...Registered 181 punting yards on four punts (45.3 avg.)...**at Jacksonville (Dec. 8):** Punted twice for 104 yards (52.0 avg.), pinning the Jaguars inside the 20 once...Finished with a season-high 51.5 net average...Kicked off eight times, registering a touchback four times...**vs. Minnesota (Dec. 15):** Had a 26-yard punt and posted two touchbacks on three kickoffs.

TY LONG NFL STATISTICS

Year	Team	GP	No.	- Gross -			- Opponent -			Net Avg.	In 20	TB	FC	Block
				Yards	Avg.	Lg	Ret	Yards						
2019	Los Angeles Chargers.....	14	39	1,837	47.1	60	26	190		41.2	13	2	5	0

Year	Team	GP	FG	- Field Goals -			Blk	XP	XPA	- PAT -		Block	- Total -	
				FGA	Pct.	Lg				Pct.			Points	
2019	Los Angeles Chargers.....	14	7	9	77.8	51	0	9	9	100.0	0		30	

Year	Team	- 0-19 Yards -			- 20-29 Yards -			- 30-39 Yards -			- 40-49 Yards -			- 50+ Yards -		
		FG	FGA	Pct.	FG	FGA	Pct.	FG	FGA	Pct.	FG	FGA	Pct.	FG	FGA	Pct.
2019	Los Angeles Chargers.....	0	0	-	0	0	-	2	3	66.7	4	5	80.0	1	1	100.0

SINGLE-GAME CAREER-HIGHS

REGULAR SEASON

Punts 5 (twice) – Last: Oct. 27, 2019 at Chicago
Punting Yards 269 – Oct. 27, 2019 at Chicago
Gross Punting Average (min. 3 punts) .. 53.8 – Oct. 27, 2019 at Chicago
Longest Punt 60 – Sept. 22, 2019 vs. Houston
Net Punting Average (min. 3 punts) 46.3 – Sept. 15, 2019 at Detroit

► COLE MAZZA

LONG SNAPPER | ALABAMA
6-2 | 235 lbs | BAKERSFIELD, CALIF.
FREE AGENT — 2019
EXPERIENCE: 1ST NFL SEASON
1ST YEAR WITH CHARGERS



45

2019: Handled snapping duties for all 13 games...Part of an operation that resulted in P Ty Long being named AFC Special Teams Player of the Week in Week 1 vs. Indianapolis...Recorded two tackles on special teams...**vs. Indianapolis (Sept. 8):** Snapped on all punts and kicks, helping Ty Long earn AFC Special Teams Player of the Week honors...Part of a teams unit that made a field goal and all three extra points...**at Detroit (Sept. 15):** Snapped for Ty Long to register 50.5 yards-per-punt and record a 46.3 net average while setting a season best with a 55-yard punt...**vs. Houston (Sept. 22):** Snapped on eight special teams plays, including successful attempts on both field goals and both extra points...Registered the first special teams tackle of his career...**at Miami (Sept. 29):** Handled snapping duties on all kicks, helping the kicking operation convert the three field goal attempts

and all three extra point tries...**vs. Denver (Oct. 6):** Played on nine special teams snaps, snapping on all kicks and punts...**vs. Pittsburgh (Oct. 13):** Snapped on eight plays on special teams...**at Tennessee (Oct. 20):** Handled all snapping duties, seeing action on seven special teams plays...**at Chicago (Oct. 27):** Snapped on nine special teams plays...**vs. Green Bay (Nov. 3):** Participated on nine special teams plays, handling snapping duties...**at Oakland (Nov. 7):** Saw action as the snapper on seven plays on special teams...**vs. Kansas City (Estadio Azteca, Nov. 18):** Participated on eight snaps on special teams...**at Denver (Dec. 1):** Handled all snapping duties, appearing on 10 special teams plays...**at Jacksonville (Dec. 8):** Snapped on nine plays and posted a special teams tackle...**vs. Minnesota (Dec. 15):** Appeared on three special teams plays.

COLE MAZZA NFL GAMES

Year	Team	GP
2019	Los Angeles Chargers	14

► BRANDON MEBANE

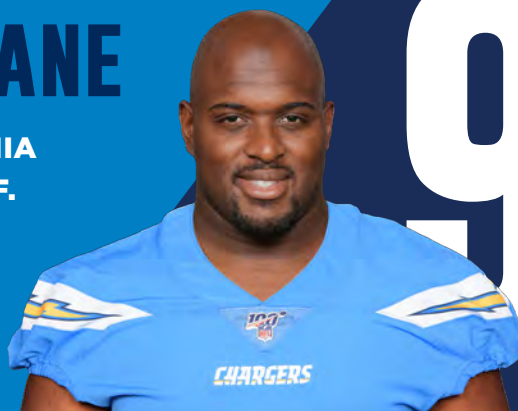
DEFENSIVE TACKLE | CALIFORNIA

6-1 | 311 lbs | LOS ANGELES, CALIF.

UFA (SEA) — 2016

EXPERIENCE: 13TH NFL SEASON

4TH YEAR WITH CHARGERS



92

2019: Started 11 games at NT and was inactive three others... Recorded 42 tackles (16 solo), a tackle for loss and a five-yard sack... **vs. Indianapolis (Sept. 8):** Appeared in career game No. 170... Posted nine tackles (five solo)... **at Detroit (Sept. 15):** Assisted on four tackles... **vs. Houston (Sept. 22):** Recorded his first sack of the season and brought his career total to 18.5 with a five-yard takedown of QB Deshaun Watson... Finished with four tackles (one solo) and the tackle for loss... **at Miami (Sept. 29):** Posted two solo stops... **vs. Denver (Oct. 6):** Recorded eight tackles (three solo)... **vs. Pittsburgh (Oct. 13):** Registered three tackles (one solo)... **at Tennessee (Oct. 20):** Inactive (knee)... **at Oakland (Nov. 7):** Returned from injury to make career start No. 170... Posted three tackles (two solo)... **vs. Kansas City (Estadio Azteca, Nov. 18):** Registered three tackles (one solo)... **at Denver (Nov. 1):** Posted three tackles (one solo)... **at Jacksonville (Dec. 8):** Played 35 snaps on defense... **vs. Minnesota (Dec. 15):** Assisted on three tackles.

2019, LOS ANGELES CHARGERS

Date	Opp.	Res.	Games		Tot	Tackles				Yd	TFL	Interceptions					Fumbles	
			P/S			So	As	Sk				No.	Yd	Lg	TD	PD	FF	FR
09/08	Ind	W (OT)	1/1		9	5	4	0	0	0	0	0	0	—	0	0	0	0
09/15	at Det	L	1/1		4	0	4	0	0	0	0	0	0	—	0	0	0	0
09/22	Hou	L	1/1		4	1	3	1.0	5	1	1	0	0	—	0	0	0	0
09/29	at Mia	W	1/1		2	2	0	0	0	0	0	0	0	—	0	0	0	0
10/06	Den	L	1/1		8	3	5	0	0	0	0	0	0	—	0	0	0	0
10/13	Pit	L	1/1		3	1	2	0	0	0	0	0	0	—	0	0	0	0
10/20	at Ten	L	0/0		— Inactive —													
10/27	at Chi	W	0/0		— Inactive —													
11/03	GB	W	0/0		— Inactive —													
11/07	at Oak	L	1/1		3	2	1	0	0	0	0	0	0	—	0	0	0	0
11/18	KC*	L	1/1		3	1	2	0	0	0	0	0	0	—	0	0	0	0
12/01	at Den	L	1/1		3	1	2	0	0	0	0	0	0	—	0	0	0	0
12/08	at Jax	W	1/1		0	0	0	0	0	0	0	0	0	—	0	0	0	0
12/15	Min	L	1/1		3	0	3	0	0	0	0	0	0	—	0	0	0	0
12/22	Oak																	
12/29	at KC																	
'19 TOTALS			5-9	11/11	42	16	26	1.0	5	1		0	0	—	0	0	0	0

*Game played at Estadio Azteca in Mexico City, Mexico

BRANDON MEBANE NFL STATISTICS

Year	Team	GP	GS	- Tackles -						- Interceptions -					- Fumbles -			ST Tackles
				Total	Solo	Asst	Sacks	Yds	TFL	No.	Yds	Lg	TD	PD	FF	FR	Yds	
2007	Seattle	16	10	29	23	6	2.0	11	0	0	0	-	0	0	0	1	0	0
2008	Seattle	16	16	39	31	8	5.5	24	9	0	0	-	0	1	2	0	0	0
2009	Seattle	15	15	49	41	8	1.5	9.5	8	0	0	-	0	0	0	0	0	0
2010	Seattle	12	12	31	19	12	1.0	7	7	0	0	-	0	2	0	0	0	0
2011	Seattle	16	16	56	40	16	0.0	0	7	0	0	-	0	1	0	0	0	0
2012	Seattle	16	16	56	31	25	3.0	22	4	0	0	-	0	3	0	1	0	0
2013	Seattle	16	16	45	21	24	0.0	0	6	0	0	-	0	1	0	1	0	0
2014	Seattle	9	9	20	11	9	1.0	9	5	0	0	-	0	0	0	0	0	0
2015	Seattle	15	15	24	14	10	1.5	12.5	2	0	0	-	0	0	0	0	0	0
2016	San Diego	10	10	35	19	16	1.0	10	4	1	5	5	0	1	0	0	0	0
2017	Los Angeles Chargers	16	16	57	22	35	0.0	0	2	0	0	-	0	0	0	0	0	0
2018	Los Angeles Chargers	12	12	53	25	28	1.0	4	3	0	0	-	0	1	1	0	0	0
2019	Los Angeles Chargers	11	11	42	16	26	1.0	5	1	0	0	-	0	0	0	0	0	0
NFL Totals				180	174	536	313	223	18.5	114	58				3	3	0	0
Year	Team	GP	GS	- Tackles -						- Interceptions -					- Fumbles -			ST Tackles
				Total	Solo	Asst	Sacks	Yds	TFL	No.	Yds	Lg	TD	PD	FF	FR	Yds	
2007	Seattle	2	2	6	4	2	0.0	0	0	0	0	-	0	0	0	0	0	0
2010	Seattle	2	2	9	8	1	0.0	0	2	0	0	-	0	0	0	0	0	0
2012	Seattle	2	2	9	5	4	0.0	0	0	0	0	-	0	0	0	0	0	0
2013	Seattle	3	2	8	5	3	0.0	0	1	0	0	-	0	0	0	0	0	0
2014	Seattle	2	1	5	3	2	0.0	0	0	0	0	-	0	0	0	0	0	0
2018	Los Angeles Chargers	1	1	5	5	0	0.0	0	0	0	0	-	0	0	0	0	0	0
Postseason Totals				12	10	42	30	12	0.0	0	3				0	0	0	0

► JASON MOORE

WIDE RECEIVER | FINDLAY
6-2 | 213 lbs | OBERLIN, OHIO
FREE AGENT — 2019
EXPERIENCE: ROOKIE
1ST YEAR WITH CHARGERS



89

2019: Played in eight games and was inactive another, catching two passes for 43 yards (21.5 avg.)...Registered two tackles on special teams...**vs. Pittsburgh (Oct. 13):** Made his NFL debut, catching two passes for 43 yards (21.5 avg.)...On the first reception of his career, hauled in a 32-yarder on a third-and-seven...**at Tennessee (Oct. 20):** Played nine special teams snaps, recording the first tackle on special teams of his career...**at Chicago (Oct. 27):** Participated on nine plays on special teams...**vs. Green Bay (Nov. 3):** Saw time on five offensive plays and 14 on special teams...**at Oakland (Nov. 7):** Contributed on six snaps on offense and 15 on special teams...**vs. Kansas City (Estadio Azteca, Nov. 18):** Played 14 offensive snaps and 10 on special teams...**at Denver (Dec. 1):** Inactive (healthy scratch)...**at Jacksonville (Dec. 8):** Posted a special teams tackle, seeing action on eight special teams plays and 13 on offense...**vs. Minnesota (Dec. 15):** Saw time on eight offensive snaps.

2019, LOS ANGELES CHARGERS

Games				Receiving					Rushing					Scrim	
Date	Opp.	Res.	P/S	No.	Yds	Avg.	Lg	TD	Att	Yds	Avg.	Lg	TD	Yds	
09/08	Ind	W (OT)	0/0	- Practice Squad -											
09/15	at Det	L	0/0	- Practice Squad -											
09/22	Hou	L	0/0	- Practice Squad -											
09/29	at Mia	W	0/0	- Practice Squad -											
10/06	Den	L	0/0	- Practice Squad -											
10/13	Pit	L	1/0	2	43	21.5	32	0	0	0	-	-	0	43	
10/20	at Ten	L	1/0	0	0	-	-	0	0	0	-	-	0	0	
10/27	at Chi	W	1/0	0	0	-	-	0	0	0	-	-	0	0	
11/03	GB	W	1/0	0	0	-	-	0	0	0	-	-	0	0	
11/07	at Oak	L	1/0	0	0	-	-	0	0	0	-	-	0	0	
11/18	KC*	L	1/0	0	0	-	-	0	0	0	-	-	0	0	
12/01	at Den	L	0/0	- Inactive -											
12/08	at Jax	W	1/0	0	0	-	-	0	0	0	-	-	0	0	
12/15	Min	L	1/0	0	0	-	-	0	0	0	-	-	0	0	
12/22	Oak														
12/29	at KC														
'19 TOTALS			5-9	8/0	2	43	21.5	32	0	0	0	-	-	0	43

*Game played at Estadio Azteca in Mexico City, Mexico

JASON MOORE NFL STATISTICS

Year	Team	GP	GS	No.	- Receiving -				Att	- Rushing -				- Scrimmage -	
					Yds	Avg.	Lg	TD		Yds	Avg.	Lg	TD	Yards	
2019	Los Angeles Chargers	8	0	2	43	21.5	32	0	0	0	-	-	0	43	

SINGLE-GAME CAREER-HIGHS

REGULAR SEASON

Receptions 2 - Oct. 13, 2019 vs. Pittsburgh
Receiving Yards 43 - Oct. 13, 2019 vs. Pittsburgh

► UCHENNA NWOSU

LINEBACKER | SOUTHERN CALIFORNIA

6-2 | 251 lbs | CARSON, CALIF.

DRAFT 2 — 2018

EXPERIENCE: 2ND NFL SEASON

2ND YEAR WITH CHARGERS



42

2019: Played 14 games with three starts at DE...Totaled 42 tackles (25 solo), two sacks, five tackles for loss, a pass defended and forced a fumble...Added four tackles on special teams...**vs. Indianapolis (Sept. 8):** Recorded two tackles (one solo) while seeing time on 14 defensive plays and 20 on special teams...**at Detroit (Sept. 15):** Totaled six tackles (five solo)...Registered a special teams tackle...**vs. Houston (Sept. 22):** Contributed on 17 defensive plays and a game-high 23 on special teams...**at Miami (Sept. 29):** Recorded five tackles (three solo)...**vs. Denver (Oct. 6):** Started at DE, recording nine tackles (six solo)...Had a 10-yard strip-sack and two tackles for loss...**vs. Pittsburgh (Oct. 13):** Posted six tackles (three solo) after opening the game at DE...**at Tennessee (Oct. 20):** Started at DE for the third-straight week, totaling six tackles (five solo)...Posted two tackles for loss and had a pass defended...**at Chicago (Oct. 27):** Posted a solo tackle...**vs. Green Bay (Nov. 3):** Assisted on a defensive stop and posted a special teams tackle, seeing time on nine special teams snaps and 18 on defense...**at Oakland (Nov. 7):** Recorded two tackles (one solo), including an eight-yard sack, and a tackle on special teams...**vs. Kansas City (Estadio Azteca, Nov. 18):** Participated on 10 defensive snaps and 21 on special teams...**at Denver (Dec. 1):** Played a pair of snaps on defense and 25 on special teams...**at Jacksonville (Dec. 8):** Recorded a special teams tackle...**vs. Minnesota (Dec. 15):** Assisted on four tackles.

2019, LOS ANGELES CHARGERS

Date	Opp.	Res.	Games P/S	Tackles					TFL	Interceptions					Fumbles	
				Tot	So	As	Sk	Yd		No.	Yd	Lg	TD	PD	FF	FR
09/08	Ind	W (OT)	1/0	2	1	1	0	0	0	0	0	0	0	0	0	0
09/15	at Det	L	1/0	6	5	1	0	0	0	0	0	0	0	0	0	0
09/22	Hou	L	1/0	0	0	0	0	0	0	0	0	0	0	0	0	0
09/29	at Mia	W	1/0	5	3	2	0	0	0	0	0	0	0	0	0	0
10/06	Den	L	1/1	9	6	3	1.0	10	2	0	0	0	0	0	1	0
10/13	Pit	L	1/1	6	3	3	0	0	0	0	0	0	0	0	0	0
10/20	at Ten	L	1/1	6	5	1	0	0	2	0	0	0	0	1	0	0
10/27	at Chi	W	1/0	1	1	0	0	0	0	0	0	0	0	0	0	0
11/03	GB	W	1/0	1	0	1	0	0	0	0	0	0	0	0	0	0
11/07	at Oak	L	1/0	2	1	1	1.0	8	1	0	0	0	0	0	0	0
11/18	KC*	L	1/0	0	0	0	0	0	0	0	0	0	0	0	0	0
12/01	at Den	L	1/0	0	0	0	0	0	0	0	0	0	0	0	0	0
12/08	at Jax	W	1/0	0	0	0	0	0	0	0	0	0	0	0	0	0
12/15	Min	L	1/0	4	0	4	0	0	0	0	0	0	0	0	0	0
12/22	Oak															
12/29	at KC															
'19 TOTALS				5-9	14/3	42	25	17	2.0	18	5	0	0	0	1	0

*Game played at Estadio Azteca in Mexico City, Mexico

UCHENNA NWOSU NFL STATISTICS

Year	Team	GP	GS	- Tackles -					TFL	- Interceptions -					- Fumbles -			
				Total	Solo	Asst	Sacks	Yds		No.	Yds	Lg	TD	PD	FF	FR	Yds	ST Tackles
2018	Los Angeles Chargers	16	3	28	16	12	2.5	6.5	2.5	0	0	0	0	1	0	0	0	11
2019	Los Angeles Chargers	14	3	42	25	17	2.0	18	5	0	0	0	0	1	1	0	0	4
NFL Totals		30	6	70	41	29	4.5	24.5	7.5	0	0	0	0	2	1	0	0	15
Year	Team	GP	GS	- Tackles -					TFL	- Interceptions -					- Fumbles -			
				Total	Solo	Asst	Sacks	Yds		No.	Yds	Lg	TD	PD	FF	FR	Yds	ST Tackles
2018	Los Angeles Chargers	2	0	5	4	1	1.0	18	1	0	0	0	0	0	1	0	0	3

► **RUSSELL OKUNG**

TACKLE | OKLAHOMA STATE

6-5 | 310 lbs | FORT BEND, TEXAS

UFA (DEN) — 2017

EXPERIENCE: 10TH NFL SEASON

3RD YEAR WITH CHARGERS



76

2019: Started six games at LT after returning from the Non-Football Illness list and was inactive another...Blocked for RB Austin Ekeler to become the second-ever Charger to post 100 yards rushing and receiving in a single game (Lionel James, 1985)...**vs. Green Bay (Nov. 3):** Played all 71 offensive snaps after starting at LT...Part of a line that blocked for an offense to post 442 total net yards, including a season-high 159 on the ground...**at Oakland (Nov. 7):** Started at LT, playing all seven offensive snaps before departing due to injury...**vs. Kansas City (Estadio Azteca, Nov. 18):** Inactive (groin)...**at Denver (Dec. 1):** Played all 66 snaps on offense, blocking for a unit that put up 359 yards of offense and 115 rushing yards, including 99 by Melvin Gordon...**at Jacksonville (Dec. 8):** Part of a line that blocked for the offense to post 525 total net yards, including 195 on the ground...Paved the way for Austin Ekeler to register over 100 yards rushing and 100 yards receiving, the second-ever Charger to do so (Lionel James, 1985)...**vs. Minnesota (Dec. 15):** Started at LT, playing 32 snaps before departing with a groin injury.

RUSSELL OKUNG NFL GAMES

Year	Team	GP	GS
2010	Seattle	10	10
2011	Seattle	12	12
2012	Seattle	15	15
2013	Seattle	8	8
2014	Seattle	14	14
2015	Seattle	13	13
2016	Denver	16	16
2017	Los Angeles Chargers	15	15
2018	Los Angeles Chargers	15	15
2019	Los Angeles Chargers	6	6
NFL Totals		124	124

POSTSEASON

Year	Team	GP	GS
2010	Seattle	2	2
2012	Seattle	2	2
2013	Seattle	3	3
2014	Seattle	3	3
2015	Seattle	2	2
2018	Los Angeles Chargers	2	2
Postseason Totals		14	14

► ANDRE PATTON

WIDE RECEIVER | RUTGERS

6-2 | 200 lbs | WILMINGTON, DEL.

FREE AGENT — 2017

EXPERIENCE: 1ST NFL SEASON

3RD YEAR WITH CHARGERS



16

2019: Played in 11 games, including four starts as the third WR, and was inactive another...Caught four passes for 38 yards (9.5 avg.)... Registered three tackles on special teams...**at Detroit (Sept. 15):** Made his NFL debut, playing on two special teams snaps...**at Miami (Sept. 29):** Caught two passes for 22 yards (11.0 avg.), including the first of his career that went for 15 yards to move the sticks on third-and-nine...Posted a special teams tackle...**vs. Denver (Oct. 6):** Posted two tackles on special teams, contributing on nine plays on special teams and 16 on offense...**vs. Pittsburgh (Oct. 13):** Inactive (quadricep)... **at Tennessee (Oct. 20):** Returned to action, playing 20 snaps on offense...**at Chicago (Oct. 27):** Made the first start of his career as the third WR, playing on 37 offensive snaps and four on special teams... **vs. Green Bay (Nov. 3):** Started as the third WR, appearing on 58 offensive plays while contributing on seven special teams snaps... **at Oakland (Nov. 7):** Played 62 snaps on offense...**vs. Kansas City (Estadio Azteca, Nov. 18):** Contributed on 59 offensive plays...**at Denver (Dec. 1):** Posted an eight-yard catch after starting as the third WR...**at Jacksonville (Dec. 8):** Started as the third WR, participating on 36 offensive plays and three on special teams...**vs. Minnesota (Dec. 15):** Registered an eight-yard reception.

2019, LOS ANGELES CHARGERS

Games				Receiving					Rushing					Scrim	
Date	Opp.	Res.	P/S	No.	Yds	Avg.	Lg	TD	Att	Yds	Avg.	Lg	TD	Yds	
09/08	Ind	W (OT)	0/0	- Practice Squad -											
09/15	at Det	L	1/0	0	0	-	-	0	0	0	-	-	0	0	
09/22	Ind	L	0/0	- Practice Squad -											
09/29	at Mia	W	1/0	2	22	11.0	15	0	0	0	-	-	0	22	
10/06	Den	L	1/0	0	0	-	-	0	0	0	-	-	0	0	
10/13	Pit	L	0/0	- Inactive -											
10/20	at Ten	L	1/0	0	0	-	-	0	0	0	-	-	0	0	
10/27	at Chi	W	1/1	0	0	-	-	0	0	0	-	-	0	0	
11/03	GB	W	1/1	0	0	-	-	0	0	0	-	-	0	0	
11/07	at Oak	L	1/0	0	0	-	-	0	0	0	-	-	0	0	
11/18	KC*	L	1/0	0	0	-	-	0	0	0	-	-	0	0	
12/01	at Den	L	1/1	1	8	8.0	8	0	0	0	-	-	0	8	
12/08	at Jax	W	1/1	0	0	-	-	0	0	0	-	-	0	0	
12/15	Min	L	1/0	1	8	8.0	8	0	0	0	-	-	0	8	
12/22	Oak														
12/29	at KC														
'19 TOTALS			5-9	11/4	4	38	9.5	15	0	0	0	-	-	0	30

*Game played at Estadio Azteca in Mexico City, Mexico

ANDRE PATTON NFL STATISTICS

Year	Team	GP	GS	No.	- Receiving -				TD	Att	- Rushing -				TD	- Scrimmage -	
					Yds	Avg.	Lg				Yds	Avg.	Lg			Yards	
2019	Los Angeles Chargers	11	4	4	38	9.5	15	0	0	0	0	-	-	0		38	

SINGLE-GAME CAREER-HIGHS

REGULAR SEASON

Receptions 2 - Sept. 29, 2019 at Miami
Receiving Yards 22 - Sept. 29, 2019 at Miami

► DENZEL PERRYMAN

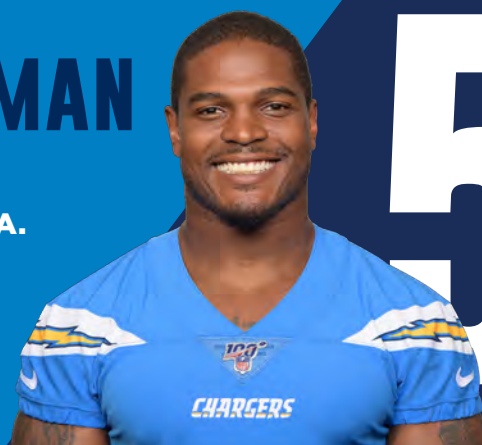
LINEBACKER | MIAMI

5-11 | 240 lbs | CORAL GABLES, FLA.

DRAFT 2 — 2015

EXPERIENCE: 5TH NFL SEASON

5TH YEAR WITH CHARGERS



52

2019: Played in 12 games, starting eight at LB, and was inactive one game...Dressed but did not play in another...Recorded 54 tackles (35 solo) and four tackles for loss...Added an INT, the third of his career...Eclipsed 300 total tackles and 200 career solo stops...**vs. Indianapolis (Sept. 8):** Played on a special teams snap...**at Detroit (Sept. 15):** Appeared on three plays on special teams...**vs. Houston (Sept. 22):** Made his first start of the season at LB, posting eight tackles (four solo)...Reached 200 career solo tackles...**at Miami (Sept. 29):** Started at LB, finishing with three tackles (two solo) and a tackle for loss...**vs. Denver (Oct. 6):** Started at LB, totaling four tackles (three solo)...**vs. Pittsburgh (Oct. 13):** Posted four tackles (three solo) and a tackle for loss after opening the game at LB...**at Tennessee (Oct. 20):** Totaled eight tackles (five solo) after starting the game at LB...**at Chicago (Oct. 27):** Played in the 50th game of his career, starting at LB...Recorded six tackles (two solo)...**vs. Green Bay (Nov. 3):** Recorded five tackles (four solo) and a tackle for loss after opening the contest at LB...**at Oakland (Nov. 7):** Was part of the 46-man active roster but saw no action...**vs. Kansas City (Estadio Azteca, Nov. 18):** Recorded seven tackles (five solo)...**at Denver (Dec. 1):** Recorded five tackles (four solo) and his first INT of the season...**at Jacksonville (Dec. 8):** Inactive (healthy scratch)...**vs. Minnesota (Dec. 15):** Started at LB, totaling four tackles (three solo) and a tackle for loss.

2019, LOS ANGELES CHARGERS

Date	Opp.	Res.	Games		Tackles					Interceptions					Fumbles	
			P/S		Tot	So	As	Sk	Yd	TFL	No.	Yd	Lg	TD	FF	FR
09/08	Ind	W (OT)	1/0		0	0	0	0	0	0	0	0	—	0	0	0
09/15	at Det	L	1/0		0	0	0	0	0	0	0	0	—	0	0	0
09/22	Hou	L	1/1		8	4	4	0	0	0	0	0	—	0	0	0
09/29	at Mia	W	1/1		3	2	1	0	0	1	0	0	—	0	0	0
10/06	Den	L	1/1		4	3	1	0	0	0	0	0	—	0	0	0
10/13	Pit	L	1/1		4	3	1	0	0	1	0	0	—	0	0	0
10/20	at Ten	L	1/1		8	5	3	0	0	0	0	0	—	0	0	0
10/27	at Chi	W	1/1		6	2	4	0	0	0	0	0	—	0	0	0
11/03	GB	W	1/1		5	4	1	0	0	1	0	0	—	0	0	0
11/07	at Oak	L	0/0		— Did Not Play —						0	0	—	0	0	0
11/18	KC*	L	1/0		7	5	2	0	0	0	0	0	—	0	0	0
12/01	at Den	L	1/0		5	4	1	0	0	0	1	0	0	0	1	0
12/08	at Jax	W	0/0		— Inactive —						0	0	—	0	0	0
12/15	Min	L	1/1		4	3	1	0	0	1	0	0	—	0	0	0
12/22	Oak															
12/29	at KC															
'19 TOTALS			5-9	12/8	54	35	19	0	0	4	1	0	0	0	1	0

*Game played at Estadio Azteca in Mexico City, Mexico

DENZEL PERRYMAN NFL STATISTICS

Year	Team	GP	GS	— Tackles —					Yds	TFL	— Interceptions —					— Fumbles —			ST Tackles
				Total	Solo	Asst	Sacks				No.	Yds	Lg	TD	PD	FF	FR	Yds	
2015	San Diego	14	9	95	72	23	2.0	23	9		0	0	—	0	0	1	0	0	6
2016	San Diego	12	11	80	54	26	2.0	8	0		1	1	1	0	1	1	0	0	1
2017	Los Angeles Chargers	7	6	51	29	22	0.0	0	2		0	0	—	0	2	0	1	0	0
2018	Los Angeles Chargers	9	9	64	41	23	0.0	0	1		1	16	16	0	2	0	0	0	0
2019	Los Angeles Chargers	12	8	54	35	19	0.0	0	4		1	0	0	0	1	0	0	0	0
NFL Totals		54	43	344	231	113	4.0	31	16		3	17	16	0	6	2	1	0	7
Year	Team	GP	GS	— Tackles —					Yds	TFL	— Interceptions —					— Fumbles —			ST Tackles
				Total	Solo	Asst	Sacks				No.	Yds	Lg	TD	PD	FF	FR	Yds	
2018	Los Angeles Chargers	0	0								— Reserve/Injured —								

► ADRIAN PHILLIPS

SAFETY | TEXAS

5-11 | 210 lbs | GARLAND, TEXAS

FREE AGENT — 2014

EXPERIENCE: 5TH NFL SEASON

6TH YEAR WITH CHARGERS



31

2019: Played five games, starting two at S and one as the third S... Recorded 21 tackles (13 solo) and a tackle for loss...Continued to contribute on special teams, registering two special teams tackles... Placed on injured reserve on Sept. 17 with a forearm injury and was activated for return on Nov. 30...**vs. Indianapolis (Sept. 8):** Finished with six tackles (three solo) and a tackle for loss...Registered the five-yard tackle for loss of RB Marlon Mack in the fourth quarter...**at Detroit (Sept. 15):** Posted seven tackles (five solo)...Added a tackle on special teams...Left with a forearm injury...**at Denver (Dec. 1):** Made his return, recording four tackles (two solo)...**at Jacksonville (Dec. 8):** Registered four tackles (three solo) and a tackle on special teams...**vs. Minnesota (Dec. 15):** Started as the third S, posting a solo tackle.

2019, LOS ANGELES CHARGERS

Date	Opp.	Res.	P/S	Games	Tackles						Interceptions					Fumbles	
					Tot	So	As	Sk	Yd	TFL	No.	Yd	Lg	TD	PD	FF	FR
09/08	Ind	W (OT)	1/1	1	6	3	3	0	0	1	0	0	—	0	0	0	0
09/15	at Det	L	1/1	1	7	5	2	0	0	0	0	0	—	0	0	0	0
09/22	Hou	L	0/0	—	— Reserve/Injured —						0	0	—	0	0	0	0
09/29	at Mia	W	0/0	—	— Reserve/Injured —						0	0	—	0	0	0	0
10/06	Den	L	0/0	—	— Reserve/Injured —						0	0	—	0	0	0	0
10/13	Pit	L	0/0	—	— Reserve/Injured —						0	0	—	0	0	0	0
10/20	at Ten	L	0/0	—	— Reserve/Injured —						0	0	—	0	0	0	0
10/27	at Chi	W	0/0	—	— Reserve/Injured —						0	0	—	0	0	0	0
11/03	GB	W	0/0	—	— Reserve/Injured —						0	0	—	0	0	0	0
11/07	at Oak	L	0/0	—	— Reserve/Injured —						0	0	—	0	0	0	0
11/18	KC*	L	0/0	—	— IR; Designated For Return —						0	0	—	0	0	0	0
12/01	at Den	L	1/0	1	4	2	2	0	0	0	0	0	—	0	0	0	0
12/08	at Jax	W	1/0	1	4	3	1	0	0	0	0	0	—	0	0	0	0
12/15	Min	L	1/1	1	1	1	0	0	0	0	0	0	—	0	0	0	0
12/22	Oak																
12/29	at KC																
'19 TOTALS					22	14	8	0	0	1	0	0	—	0	0	0	0

*Game played at Estadio Azteca in Mexico City, Mexico

ADRIAN PHILLIPS NFL STATISTICS

Year	Team	GP	GS	— Tackles —						— Interceptions —					— Fumbles —			
				Total	Solo	Asst	Sacks	Yds	TFL	No.	Yds	Lg	TD	PD	FF	FR	Yds	ST Tackles
2014	San Diego	3	0	1	0	1	0.0	0	0	0	0	—	0	1	0	0	0	0
2015	San Diego	9	2	19	14	5	0.0	0	1	1	39	39	0	1	0	0	0	3
2016	San Diego	14	6	40	27	13	0.0	0	0	1	22	22	0	3	0	0	0	3
2017	Los Angeles Chargers	15	4	60	50	10	0.0	0	1	2	13	9	0	6	1	0	0	6
2018	Los Angeles Chargers	16	7	77	55	22	0.0	0	5	1	0	0	0	12	1	0	0	19
2019	Los Angeles Chargers	5	3	22	14	8	0.0	0	1	0	0	—	0	0	0	0	0	2
NFL Totals		62	22	219	160	59	0.0	0	8	5	74	39	0	23	2	0	0	33
Year	Team	GP	GS	— Tackles —						— Interceptions —					— Fumbles —			
				Total	Solo	Asst	Sacks	Yds	TFL	No.	Yds	Lg	TD	PD	FF	FR	Yds	ST Tackles
2018	Los Angeles Chargers	2	2	12	5	7	0.0	0	1	1	0	0	0	3	0	1	0	0

► TREY PIPKINS III

TACKLE | SIOUX FALLS

6-6 | 304 lbs | APPLE VALLEY, MINN.

DRAFT 3 — 2019

EXPERIENCE: ROOKIE

1ST YEAR WITH CHARGERS



79

2019: Played in 11 games with one start at LT and was inactive twice...Dressed but did not play in another...Paved the way for RB Melvin Gordon III to register a 100-yard rushing performance...**vs. Indianapolis (Sept. 8):** Made his NFL debut, seeing time on five special teams snaps...**at Detroit (Sept. 15):** Played four snaps on special teams...**vs. Houston (Sept. 22):** Participated on four special teams snaps...**at Miami (Sept. 29):** Made the first appearance on offense of his career, finishing with six snaps on offense and seven on special teams...**vs. Denver (Oct. 6):** Participated on four special teams plays...**vs. Pittsburgh (Oct. 13):** Played four snaps on special teams...**at Tennessee (Oct. 20):** Played a snap on offense and five on special teams...**at Chicago (Oct. 27):** Participated on four special teams snaps...**vs. Green Bay (Nov. 3):** Saw action on two offensive plays and eight on special teams...**at Oakland (Nov. 7):** Played 70 snaps at LT, replacing an injured T Russell Okung...Paved the way for a rushing attack that put up 146 yards, including 108 by Melvin Gordon III for the team's first 100-yard rusher of the season...**vs. Kansas City (Estadio Azteca, Nov. 18):** Played all 79 offensive snaps and four on special teams after starting at LT...Blocked for Philip Rivers to record his sixth 300-yard performance and for the offense to post 400-plus yards for the second time in three weeks...**at Denver (Dec. 1):** Was on the 46-man active roster, but did not see any action...**at Jacksonville (Dec. 8):** Inactive (healthy scratch).

TREY PIPKINS III NFL GAMES

Year	Team	GP	GS
2019	Los Angeles Chargers.....	11	1

► TROYMAINE POPE

RUNNING BACK | JACKSONVILLE STATE

5-8 | 205 lbs | ANNISTON, ALA.

FREE AGENT — 2018

EXPERIENCE: 2ND NFL SEASON

2ND YEAR WITH CHARGERS



35

2019: Played in 12 games, dressed but did not participate in one and was inactive another...Ran the ball 10 times for 20 yards (2.0 avg.)...Added a pair of receptions for 14 yards (7.0 avg.), including one that went for a 13-yard TD...Returned 12 kickoffs for 232 yards (19.3 avg.)...Recorded six tackles on special teams...**vs. Indianapolis (Sept. 8):** Made his Chargers debut, playing 14 snaps on special teams...**at Detroit (Sept. 15):** Dressed on the 46-man roster, but did not see any action...**vs. Houston (Sept. 22):** Appeared on 12 special teams plays...**vs. Miami (Sept. 29):** Registered the first TD of his career on a 13-yard reception...Finished with two catches for 14 yards (7.0 avg.) and 10 rushes for 20 yards (2.0 avg.)...Added a tackle on special teams...**vs. Denver (Oct. 6):** Posted a special teams tackle and returned three kickoffs for 65 yards (21.7 avg.)...**vs. Pittsburgh (Oct. 13):** Returned two kickoffs for 48 yards (24.0 avg.)...**at Tennessee (Oct. 20):** Appeared on 13 special teams snaps...**at Chicago (Oct. 27):** Played on 13 snaps on special teams, recording a special teams tackle...**vs. Green Bay (Nov. 3):** Inactive (healthy scratch)...**at Oakland (Nov. 7):** Had a tackle on special teams while returning three kickoffs for 52 yards (17.3 avg.)...**vs. Kansas City (Estadio Azteca, Nov. 18):** Played 15 snaps on special teams and one on offense...Had a special teams tackle and returned a kickoff 19 yards...**at Denver (Dec. 1):** Played 21 snaps on special teams, returning a punt...**at Jacksonville (Dec. 8):** Had a special teams tackle, contributing on two special teams snaps...**vs. Minnesota (Dec. 15):** Returned three kickoffs for 48 yards (16.0 avg.).

2019, LOS ANGELES CHARGERS

Games				Rushing					Receiving					Scrim
Date	Opp.	Res.	P/S	Att	Yds	Avg.	Lg	TD	No.	Yds	Avg.	Lg	TD	Yds
09/08	Ind	W (OT)	1/0	0	0	—	—	0	0	0	—	—	0	0
09/15	at Det	L	0/0	— Did Not Play —										0
09/22	Hou	L	1/0	0	0	—	—	0	0	0	—	—	0	0
09/29	at Mia	W	1/0	10	20	2.0	8	0	2	14	7.0	13t	1	34
10/06	Den	L	1/0	0	0	—	—	0	0	0	—	—	0	0
10/13	Pit	L	1/0	0	0	—	—	0	0	0	—	—	0	0
10/20	at Ten	L	1/0	0	0	—	—	0	0	0	—	—	0	0
10/27	at Chi	W	1/0	0	0	—	—	0	0	0	—	—	0	0
11/03	GB	W	0/0	— Inactive —										0
11/07	at Oak	L	1/0	0	0	—	—	0	0	0	—	—	0	0
11/18	KC*	L	1/0	0	0	—	—	0	0	0	—	—	0	0
12/01	at Den	L	1/0	0	0	—	—	0	0	0	—	—	0	0
12/08	at Jax	W	1/0	0	0	—	—	0	0	0	—	—	0	0
12/15	Min	L	1/0	0	0	—	—	0	0	0	—	—	0	0
12/22	Oak													
12/29	at KC													
'19 TOTALS			5-9 12/0	10	20	2.0	8	0	2	14	7.0	13t	1	34

*Game played at Estadio Azteca in Mexico City, Mexico

TROYMAINE POPE NFL STATISTICS

Year	Team	GP	GS	— Rushing —					— Receiving —					— Scrimmage —	
				Att	Yds	Avg.	Lg	TD	No.	Yds	Avg.	Lg	TD	Yards	
2016	New York Jets	1	0	1	1	1.0	1	0	0	0	—	—	0	1	
2016	Seattle	3	0	11	43	3.9	18	0	1	5	5.0	5	0	48	
2019	Los Angeles Chargers	12	0	10	20	2.0	8	0	2	14	7.0	13t	1	34	
NFL Totals		16	0	22	64	2.9	18	0	3	19	6.3	13t	1	83	
Year	Team	GP	GS	— Receiving —					— Rushing —					— Scrimmage —	
				No.	Yds	Avg.	Lg	TD	Att	Yds	Avg.	Lg	TD	Yards	
2018	Los Angeles Chargers	0	0	0	0	—	—	0	0	0	—	—	0	0	

SINGLE-GAME CAREER-HIGHS

REGULAR SEASON

Rushing Attempts	10 — Sept. 29, 2019 at Miami
Rushing Yards	28 — Dec. 4, 2016 vs. Carolina
Longest Run	18 — Dec. 4, 2016 vs. Carolina
Receptions	2 — Sept. 29, 2019 at Miami
Receiving Yards	14 — Sept. 29, 2019 at Miami
Longest Catch	13t — Sept. 29, 2019 at Miami
Receiving Touchdowns	1 — Sept. 29, 2019 at Miami
Scrimmage Yards	34 — Sept. 29, 2019 at Miami

► MIKE POUNCEY


CENTER | FLORIDA

6-5 | 298 lbs | LAKELAND, FLA.

FREE AGENT — 2018

EXPERIENCE: 9TH NFL SEASON

2ND YEAR WITH CHARGERS



53

2019: Started five games at C, blocking for RB Austin Ekeler to total the most yards from scrimmage by a RB over the first two games in a season in team annals with 287 yards and to post 100-plus scrimmage yards and a TD in three of the first four contests...Part of a unit that blocked for QB Philip Rivers to record a three-TD performance and three 300-yard games, good for sole possession of the fourth-most 300-yard performances in NFL history...Paved the way for the offense to post 400-plus yards in each of the first two games...Placed on injured reserve on Oct. 9 with a neck injury...**vs. Indianapolis (Sept. 8):** Blocked for Austin Ekeler to become the fifth player in the last decade to post 150-plus yards from scrimmage and three scrimmage TDs in a season opener...Kept Philip Rivers upright to throw for 333 yards and three TDs while completing 73.5 percent of his passes (121.3 rating)...Paved the way for a rushing attack that averaged 6.0 yards-per-attempt...Threw a block on S Clayton Geathers on a screen pass that resulted in Ekeler's 55-yard TD...Blocked LB Darius Leonard to free RB Justin Jackson for a 23-yard gain...**at Detroit (Sept. 15):** Blazed the trail for another efficient rushing attack that posted 137 yards and a score on 25 attempts (5.5 avg.)...Blocked for Austin Ekeler to finish with 133 yards

from scrimmage, giving him 287 in the first two weeks for the most by a RB in team annals over the first two games of a season...**vs. Houston (Sept. 22):** Provided time for Philip Rivers to record a 101.5 passer rating and throw for 318 yards, his 64th 300-yard performance of his career to break a tie with Hall of Fame QB Dan Marino for No. 4 in NFL history...**at Miami (Sept. 29):** Kept Philip Rivers upright to throw for 310 yards and two TDs while registering a 131.9 passer rating, giving the Bolts a 29-0 record when Rivers eclipses a 130 rating...Helped Rivers become the ninth QB in NFL history with 120 career regular-season victories...Blocked for Austin Ekeler to total 122 scrimmage yards and two TDs, making him the second undrafted RB (Priest Holmes in 2002 and '03) in the common draft era (since 1967) to have 100-plus yards from scrimmage and a TD in three of his team's first four games of a season...**vs. Denver (Oct. 6):** Kept Philip Rivers upright to find Austin Ekeler for a franchise-record 15 receptions...Played 42 offensive snaps before exiting due to a neck injury.

MIKE POUNCEY NFL GAMES

Year	Team	GP	GS
2011	Miami	16	16
2012	Miami	16	16
2013	Miami	14	14
2014	Miami	12	12
2015	Miami	14	14
2016	Miami	5	5
2017	Miami	16	16
2018	Los Angeles Chargers	16	16
2019	Los Angeles Chargers	5	5
NFL Totals		114	114
POSTSEASON			
Year	Team	GP	GS
2018	Los Angeles Chargers	2	2

On injured reserve for Dolphins' game during 2016 postseason.

► SCOTT QUESSENBERRY

CENTER/GUARD | UCLA

6-4 | 310 lbs | LA COSTA, CALIF.

DRAFT 5 — 2018

EXPERIENCE: 2ND NFL SEASON

2ND YEAR WITH CHARGERS



61

2019: Appeared in all 14 games with seven starts at C, helping the offense top 150 rushing yards in his second start...Paved the way for RB Austin Ekeler to become the second-ever Charger to post 100 yards rushing and receiving in a single game (Lionel James, 1985) and RB Melvin Gordon III to register a 100-yard rushing performance...**vs. Indianapolis (Sept. 8):** Played 10 special teams snaps...**at Detroit (Sept. 15):** Saw action on 10 plays on special teams...**vs. Houston (Sept. 22):** Participated on 11 snaps on special teams...**at Miami (Sept. 29):** Saw his first action on offense of the season, totaling six plays on offense and 11 on special teams...**vs. Denver (Oct. 6):** Played on an offensive snap and 10 on special teams...**vs. Pittsburgh (Oct. 13):** Contributed on nine special teams plays...**at Tennessee (Oct. 20):** Played at C after an injury to G Forrest Lamp...Blocked for Philip Rivers to throw for 329 yards, his fifth such performance of the season...Protected Rivers to pass Pittsburgh QB Ben Roethlisberger and New York Giants QB Eli Manning for No. 6 on the all-time passing yards list...**at Chicago (Oct. 27):** Played all 45 snaps on offense and four on special teams, starting the first game of his career...Provided time for Philip Rivers to reach 400 combined TD passes (regular-season and postseason combined), making him the sixth QB in history to reach

that teams...**vs. Green Bay (Nov. 3):** Played all 71 offensive snaps after starting at C...Part of a line that blocked for an offense to post 442 total net yards, including a season-high 159 on the ground...**at Oakland (Nov. 7):** Started at C, playing all 77 offensive snaps and four on special teams...Paved the way for a rushing attack that put up 146 yards, including 108 by Melvin Gordon III for the team's first 100-yard rusher of the season...**vs. Kansas City (Estadio Azteca, Nov. 18):** Played all 79 offensive snaps after starting at C...Blocked for Philip Rivers to record his sixth 300-yard performance and for the offense to post 400-plus yards for the second time in three weeks...**at Denver (Dec. 1):** Played all 66 snaps on offense, blocking for a unit that put up 359 yards of offense and 115 rushing yards, including 99 by Melvin Gordon...**at Jacksonville (Dec. 8):** Part of a line that blocked for the offense to post 525 total net yards, including 195 on the ground...Paved the way for Austin Ekeler to register over 100 yards rushing and 100 yards receiving, the second-ever Charger to do so (Lionel James, 1985)...**vs. Minnesota (Dec. 15):** Started at LG, playing all 62 snaps on offense...Blocked for Philip Rivers to post over 300 passing yards for the eighth time of the season.

SCOTT QUESSENBERRY NFL GAMES

Year	Team	GP	GS
2018	Los Angeles Chargers	15	0
2019	Los Angeles Chargers	14	7
NFL Totals		29	7
POSTSEASON			
Year	Team	GP	GS
2018	Los Angeles Chargers	2	0

► PHILIP RIVERS

QUARTERBACK | NORTH CAROLINA STATE

6-5 | 228 lbs | DECATUR, ALA.

TRADE (NYG) — 2004

EXPERIENCE: 16TH NFL SEASON

16TH YEAR WITH CHARGERS



2019: Started all 14 games at QB, passing New York Giants QB Eli Manning and QB Peyton Manning for sole possession of the second-most consecutive starts by a QB in NFL history with 222...Completed 65.6 percent (332-of-506) of his passes for 4,055 yards and 21 TDs with 18 INTs (89.2 rating), his 11th 4,000-yard season...Added 24 rushing yards on 11 attempts (2.2 avg.)...Became the ninth QB in NFL history to reach 120 career regular-season wins...Extended his streak seasons with 3,000 passing yards to 14 years, the fourth-longest active streak in NFL history, and his streak of 3,500-yard seasons to 12 to continue to be the third-longest streak in league annals...Eclipsed 400 TD passes (regular and postseason combined), becoming the sixth QB in history to reach that mark...Registered eight 300-yard games to reach 70 such performances for his career, passing Hall of Fame QB Dan Marino for the fourth-most in NFL history...Passed Pittsburgh QB Ben Roethlisberger (4,651) for No. 7 on the all-time completions list...Passed Roethlisberger (56,545) and Eli Manning (56,537) for sixth on the all-time passing yards list...Posted two games with three TDs, bringing his career total to 57 three-TD games...Had two games with a passer rating above 130.0, improving to 30-0 all-time in such performances...Reached 100 career games with a passer rating of at least 100...**vs. Indianapolis (Sept. 8):** Broke a tie with Peyton Manning by starting his 209th-straight game for sole possession of the third-longest starting streak by a QB in NFL history...Threw for 333 yards and three TDs with an INT, completing 73.5 percent (25-of-34) of his passes for a 121.3 passer rating...The win raised his record to 43-5 (.896) when registering a 120-plus passer rating...The performance was his 63rd with at least 300 yards, tying Dan Marino for the fourth-most in NFL history...Brought his career total to 30 TD passes at Dignity Health Sports Park, the second-most passing scores in a single venue for his career...In overtime, recorded his 31st game-winning drive...Moved the chains with a six-yard rush...Found RB Austin Ekeler in the right flat for a one-yard score on his first TD pass...For his second score, stepped up in the face of pressure and found WR Keenan Allen deep down the left sideline for a 28-yard TD...Hit Ekeler on a screen pass that the RB turned into a 55-yard TD catch...On the first play of overtime, found Allen on a skinny-post to the right for 18 yards in the seam of the zone defense...**at Detroit (Sept. 15):** Moved into a tie with Eli Manning (210) for the second-most consecutive starts by a QB in NFL history...Completed 21 passes on 36 attempts (58.3 pct.) with an INT for a 73.0 passer rating...Registered a 12-yard rush to move the chains on third down...**vs. Houston (Sept. 22):** Broke a tie with Eli Manning by starting his 211th-straight game for sole possession of the second-longest starting streak by a QB in NFL history...Threw for 318 yards and two TDs, completing 67.4 percent (31-of-46) of his passes for a 101.5 passer rating...The performance was his 64th of at least 300 yards, passing Dan Marino for sole possession of No. 4 in NFL history...**at Miami (Sept. 29):** Completed 80.0 percent of his passes (24-of-30) for 310 yards and two TDs (131.9 rating)...With a win, became the ninth QB in NFL history to reach 120 career regular-season victories and improved to 29-0 all-time when having a passer rating of 130.0 or better...Registered the 71st game of his career with a completion percentage above 70.0, breaking a tie with New England QB Tom Brady

2019, LOS ANGELES CHARGERS

Date	Opp.	Res.	Games		Att	Cmp	Pct.	Passing				Sk	Rating
			P/S					Yards	TD	Int	Lg		
09/08	Ind	W (OT)	1/1		34	25	73.5	333	3	1	55t	4	121.3
09/15	at Det	L	1/1		36	21	58.3	293	0	1	47	1	73.0
09/22	Hou	L	1/1		46	31	67.4	318	2	0	34	5	101.5
09/29	at Mia	W	1/1		30	24	80.0	310	2	0	25	1	131.9
10/06	Den	L	1/1		48	32	66.7	211	0	2	20	0	58.6
10/13	Pit	L	1/1		44	26	59.1	320	2	2	32	1	77.8
10/20	at Ten	L	1/1		38	24	63.2	329	2	0	41t	1	108.3
10/27	at Chi	W	1/1		29	19	65.5	201	1	1	43	1	82.7
11/03	GB	W	1/1		28	21	75.0	294	0	0	56	2	108.3
11/07	at Oak	L	1/1		31	17	54.8	207	2	3	45	5	57.8
11/18	KC*	L	1/1		52	28	53.8	353	1	4	50	2	49.6
12/01	at Den	L	1/1		29	20	69.0	265	2	1	52	3	106.3
12/08	at Jax	W	1/1		22	16	72.7	314	3	0	84t	1	154.4
12/15	Min	L	1/1		39	28	71.8	307	1	3	39	3	71.2
12/22	Oak												
12/29	at KC												
'19 TOTALS			5-9	14/14	506	332	65.6	4,055	21	18	84t	30	89.2

*Game played at Estadio Azteca in Mexico City, Mexico

for the third-most in NFL history...**vs. Denver (Oct. 6):** Completed 66.7 percent (32-of-48) of his passes for 211 yards with two INTs (58.6 rating)...Ended the game with 4,651 career completions, tied with Ben Roethlisberger for No. 7 all-time...**vs. Pittsburgh (Oct. 13):** With his first completion of the day, broke a tie with Ben Roethlisberger (4,651) for No. 7 on the all-time completions list...Finished with 320 yards and two TDs with two INTs while completing 59.1 percent of his passes (26-of-44) for a 77.8 passer rating...The game marked his fourth 300-yard performance of the year, increasing his career total to 66 games...**at Tennessee (Oct. 20):** Completed 24 passes on 38 attempts (63.2 pct.) for 329 yards and two TDs (108.3 rating)...The 329 yards brought him past Ben Roethlisberger and Eli Manning for No. 6 on the all-time passing yards list...It marked the fifth 300-yard game of the season and 67th of his career...Reached 100 career games with a passer rating of 100-plus...**at Chicago (Oct. 27):** Threw for 201 yards and a TD with an INT on 19-of-29 passing (65.5 pct.) for an 82.7 passer rating...Reached 400 career TD passes (regular and postseason combined) to become the sixth QB in history to reach that mark...**vs. Green Bay (Nov. 3):** Threw for 294 yards while completing 21-of-28 pass attempts (75.0 pct.) for a 108.3 passer rating...Threw for 212 passing yards in the first half, tying for the 15th-most in his career in an opening half...Led the Bolts to their first-ever home win against Green Bay...**at Oakland (Nov. 7):** Threw for 207 yards and two TDs with three INTs on 17-of-31 passing (54.8 pct.) for a 57.5 passer rating...**vs. Kansas City (Estadio Azteca, Nov. 18):** Threw for 353 yards, his sixth 300-yard performance of the year, and a TD with four INTs (49.6 rating)...Eclipsed 3,000 yards on the year to extend his streak to 14-straight seasons with at least 3,000 passing yards, good to tie for the fourth longest streak in NFL history...**at Denver (Dec. 1):** Completed 20 passes on 29 attempts (69.0 pct.) for 265 yards and two TDs with an INT (106.3 passer rating)...It marked his sixth game of the year with a passer rating of 100 or higher...**at Jacksonville (Dec. 8):** Set career bests with an 84-yard TD pass for the longest of his career and a single-game career-high 154.4 passer rating (min. 20 attempts), which placed just second in team annals...Completed 72.7 percent (16-of-22) of his passes for 314 yards and three TDs, extending his longest active

streak of seasons with at least 3,500 passing yards to 12 consecutive years...**vs. Minnesota (Dec. 15):** Threw for 307 yards, his eighth such

performance of the season, on 28-of-39 passing (71.8 pct.) and a TD with three INTs (71.2 rating).

PHILIP RIVERS NFL STATISTICS

Year	Team	GP	GS	- Passing -										- Rushing -					
				Att	Cmp	Pct.	Yards	Y/A	TD	Int	Lg	Sk	Lost	Rating	Att	Yds	Avg.	Lg	TD
2004	San Diego	2	0	8	5	62.5	33	4.1	1	0	13t	1	10	110.9	4	-5	-1.3	-1	0
2005	San Diego	2	0	22	12	54.5	115	5.2	0	1	22	3	16	50.4	1	-1	-1.0	-1	0
2006	San Diego	16	16	460	284	61.7	3,388	7.4	22	9	57t	27	144	92.0	48	49	1.0	15	0
2007	San Diego	16	16	460	277	60.2	3,152	6.9	21	15	49t	22	163	82.4	29	33	1.1	10	1
2008	San Diego	16	16	478	312	65.3	4,009	8.4	34	11	67	25	151	105.5	31	84	2.7	11	0
2009	San Diego	16	16	486	317	65.2	4,254	8.8	28	9	81t	25	167	104.4	26	50	1.9	15	1
2010	San Diego	16	16	541	357	66.0	4,710	8.7	30	13	59t	38	227	101.8	29	52	1.8	14	0
2011	San Diego	16	16	582	366	62.9	4,624	7.9	27	20	58	30	198	88.7	26	36	1.4	15	1
2012	San Diego	16	16	527	338	64.1	3,606	6.8	26	15	80t	49	311	88.6	24	40	1.5	11	0
2013	San Diego	16	16	544	378	69.5	4,478	8.2	32	11	60t	30	150	105.5	27	72	2.6	18	0
2014	San Diego	16	16	570	379	66.5	4,286	7.5	31	18	59	36	189	93.8	37	102	2.8	17	0
2015	San Diego	16	16	661	437	66.1	4,792	7.2	29	13	80t	40	264	93.8	17	28	1.6	8	0
2016	San Diego	16	16	578	349	60.4	4,386	7.6	33	21	59	36	188	87.9	14	35	2.5	10	0
2017	Los Angeles Chargers	16	16	575	360	62.6	4,515	7.9	28	10	75t	18	120	96.0	18	-2	-0.1	8	0
2018	Los Angeles Chargers	16	16	508	347	68.3	4,308	8.5	32	12	75t	32	204	105.5	18	7	0.4	7	0
2019	Los Angeles Chargers	14	14	506	332	65.6	4,055	8.0	21	18	84t	30	185	89.2	11	24	2.2	12	0
NFL Totals		226	222	7,506	4,850	64.6	58,711	7.8	395	196	84t	442	2,687	95.2	364	604	1.7	18	3
POSTSEASON																			
Year	Team	GP	GS	Att	Cmp	Pct.	Yards	Y/A	TD	Int	Lg	Sk	Lost	Rating	No.	Yds	Avg.	Lg	TD
2006	San Diego	1	1	32	14	43.8	230	7.2	0	1	58	3	26	55.5	3	3	1.0	2	0
2007	San Diego	3	3	86	52	60.5	767	8.9	4	4	56t	2	14	85.8	4	-2	-0.5	1	0
2008	San Diego	2	2	71	41	57.7	525	7.4	3	2	62t	8	60	83.4	2	13	6.5	12	0
2009	San Diego	1	1	40	27	67.5	298	7.5	1	2	37	2	15	76.9	3	4	1.3	3	1
2013	San Diego	2	2	43	30	69.8	345	8.0	3	0	49	5	29	116.9	5	14	2.8	6	0
2018	Los Angeles Chargers	2	2	83	47	56.6	491	5.9	3	1	43t	3	21	80.9	3	15	5.0	9	0
Postseason Totals		11	11	355	211	59.4	2,656	7.5	14	10	62t	23	165	84.2	20	47	2.4	12	1

SINGLE-GAME CAREER-HIGHS

REGULAR SEASON

Passing Attempts 65 – Oct. 15, 2015 at Green Bay*
Completions 43 – Oct. 15, 2015 at Green Bay*
Completion Percentage (min. 20 att.) 96.6 – Nov. 15, 2018 vs. Arizona**
Passing Yards 503 – Oct. 15, 2015 at Green Bay*
Longest Pass 84t – Dec. 8, 2019 at Jacksonville
Passing Touchdowns 4 (nine times) – Last: Oct. 9, 2016 at Oakland
Interceptions 4 (three times) – Last: Nov. 18, 2019 vs. Kansas City in Mexico City
Passer Rating (min. 20 att.) 150.5 – Dec. 16, 2010 vs. San Francisco
**Chargers Franchise Record*
***NFL Single-Game Record*

POSTSEASON

Passing Attempts 51 – Jan. 13, 2019 at New England
Completions 27 – Jan. 17, 2010 vs. N.Y. Jets
Completion Percentage (min. 20 att.) 68.8 – Jan. 6, 2019 at Baltimore
Passing Yards 331 – Jan. 13, 2019 at New England
Longest Pass 62t – Jan. 11, 2009 at Pittsburgh*
Passing Touchdowns 3 (three times) – Last: Jan. 13, 2019 at New England*
Interceptions 2 (twice) – Last: Jan. 17, 2010 vs. N.Y. Jets
Passer Rating (min. 20 att.) 115.8 – Jan. 12, 2014 at Denver
**Chargers Franchise Record*

ISAAC ROCHELL

DEFENSIVE END | NOTRE DAME

6-4 | 280 lbs | McDONOUGH, GA.

DRAFT 7 — 2017

EXPERIENCE: 2ND NFL SEASON

3RD YEAR WITH CHARGERS



98

2019: Appeared in all 14 games, recording 20 tackles (six solo), a tackle for loss and a sack...Added five stops on special teams...**vs. Indianapolis (Sept. 8):** Assisted on a tackle...**at Detroit (Sept. 15):** Posted a solo tackle and registered a team-high two special teams tackles...**vs. Houston (Sept. 22):** Assisted on a tackle and recorded a tackle on special teams...at Miami (Sept. 29): Posted two tackles (one solo), including a one-yard sack...**vs. Denver (Oct. 6):** Assisted on a tackle...**vs. Pittsburgh (Oct. 13):** Assisted on a tackle...**at Tennessee (Oct. 20):** Set a season high with four tackles (one solo)...**at Chicago (Oct. 27):** Played 25 snaps on defense and 20 on special teams, recording a special teams tackle...**vs. Green Bay (Nov. 3):** Posted a solo stop while contributing on 25 defensive snaps and three on special teams...**at Oakland (Nov. 7):** Had a solo tackle on defense and a tackle on special teams...**vs. Kansas City (Estadio Azteca, Nov. 18):** Assisted on a pair of tackles...**at Denver (Dec. 1):** Assisted on a tackle...**at Jacksonville (Dec. 8):** Posted three tackles (one solo)...**vs. Minnesota (Dec. 15):** Appeared on 18 defensive plays and eight on special teams.

2019, LOS ANGELES CHARGERS

Date	Opp.	Res.	Games P/S	Tackles						Interceptions					Fumbles	
				Tot	So	As	Sk	Yd	TFL	No.	Yd	Lg	TD	PD	FF	FR
09/08	Ind	W (OT)	1/0	1	0	1	0	0	0	0	0	—	0	0	0	0
09/15	at Det	L	1/0	1	1	0	0	0	0	0	0	—	0	0	0	0
09/22	Hou	L	1/0	1	0	1	0	0	0	0	0	—	0	0	0	0
09/29	at Mia	W	1/0	2	1	1	1.0	1	1	0	0	—	0	0	0	0
10/06	Den	L	1/0	1	0	1	0	0	0	0	0	—	0	0	0	0
10/13	Pit	L	1/0	2	0	2	0	0	0	0	0	—	0	0	0	0
10/20	at Ten	L	1/0	4	1	3	0	0	0	0	0	—	0	0	0	0
10/27	at Chi	W	1/0	0	0	0	0	0	0	0	0	—	0	0	0	0
11/03	GB	W	1/0	1	1	0	0	0	0	0	0	—	0	0	0	0
11/07	at Oak	L	1/0	1	1	0	0	0	0	0	0	—	0	0	0	0
11/18	KC*	L	1/0	2	0	2	0	0	0	0	0	—	0	0	0	0
12/01	at Den	L	1/0	1	0	1	0	0	0	0	0	—	0	0	0	0
12/08	at Jax	W	1/0	3	1	2	0	0	0	0	0	—	0	0	0	0
12/15	Min	L	1/0	0	0	0	0	0	0	0	0	—	0	0	0	0
12/22	Oak															
12/29	at KC															
'19 TOTALS				20	6	14	1	1	1	0	0	—	0	0	0	0

*Game played at Estadio Azteca in Mexico City, Mexico

ISAAC ROCHELL NFL STATISTICS

Year	Team	GP	GS	— Tackles —						— Interceptions —					— Fumbles —			
				Total	Solo	Asst	Sacks	Yds	TFL	No.	Yds	Lg	TD	PD	FF	FR	Yds	ST Tackles
2017	Los Angeles Chargers	3	0	5	4	1	1.0	4	2	0	0	—	0	0	0	0	0	0
2018	Los Angeles Chargers	16	3	42	21	21	5.0	38	8	1	4	4	0	1	0	0	0	2
2019	Los Angeles Chargers	14	0	20	6	14	1.0	1	1	0	0	—	0	0	0	0	0	5
NFL Totals		33	3	67	31	36	7.0	43	11	1	4	4	0	1	0	0	0	7
Year	Team	GP	GS	— Tackles —						— Interceptions —					— Fumbles —			
				Total	Solo	Asst	Sacks	Yds	TFL	No.	Yds	Lg	TD	PD	FF	FR	Yds	ST Tackles
2018	Los Angeles Chargers	2	0	4	2	2	1.0	10	1	0	0	—	0	0	0	0	0	0

► MICHAEL SCHOFIELD III

GUARD/TACKLE | MICHIGAN

6-6 | 301 lbs | ORLAND PARK, ILL.

WAIVERS (DEN) — 2017

EXPERIENCE: 6TH NFL SEASON

3RD YEAR WITH CHARGERS



75

2019: Started all 14 games at RG, blocking for RB Austin Ekeler to become the second-ever Charger to post 100 yards rushing and receiving in a single game (Lionel James, 1985)...Paved the path for Ekeler to total the most yards from scrimmage by a RB over the first two games in a season in team annals with 287 yards and to post 100-plus scrimmage yards and a TD in three of the first four contests...Paved the way for RB Melvin Gordon III to register a 100-yard rushing performance...Part of a unit that blocked for QB Philip Rivers to record two three-TD performances and eight 300-yard games, good for sole possession of the fourth-most 300-yard performances in NFL history...Protected Rivers to move to No. 6 on the all-time passing yards list...**vs. Indianapolis (Sept. 8):** Blocked for Austin Ekeler to become the fifth player in the last decade to post 150-plus yards from scrimmage and three scrimmage TDs in a season opener...Kept Philip Rivers upright to throw for 333 yards and three TDs while completing 73.5 percent of his passes (121.3 rating)...Paved the way for a rushing attack that averaged 6.0 yards-per-attempt...Blocked LB Anthony Walker on a screen pass to Ekeler that ended up being a 55-yard TD...Threw a block on LB Darius Leonard to help Ekeler score a TD on a game-winning seven-yard carry...Blocked on two running plays for RB Justin Jackson to gain 20-plus yards...**at Detroit (Sept. 15):** Blazed the trail for another efficient rushing attack that posted 137 yards and a score on 25 attempts (5.5 avg.)...Blocked for Austin Ekeler to finish with 133 yards from scrimmage, giving him 287 in the first two weeks for the most by a RB in team annals over the first two games of a season...**vs. Houston (Sept. 22):** Provided time for Philip Rivers to record a 101.5 passer rating and throw for 318 yards, his 64th 300-yard performance of his career to break a tie with Hall of Fame QB Dan Marino for No. 4 in NFL history...**at Miami (Sept. 29):** Kept Philip Rivers upright to throw for 310 yards and two TDs while registering a 131.9 passer rating, giving the Bolts a 29-0 record when Rivers eclipses a 130 rating...Helped Rivers become the ninth QB in NFL history with 120 career regular-season victories...Blocked for Austin Ekeler to total 122 scrimmage yards and two TDs, making him the second undrafted RB (Priest Holmes in 2002 and '03) in the common draft era (since 1967) to have 100-plus yards from scrimmage and a TD in three of his team's

first four games of a season...**vs. Denver (Oct. 6):** Kept Philip Rivers upright to find Austin Ekeler for a franchise-record 15 receptions...Played all 70 offensive snaps...**vs. Pittsburgh (Oct. 13):** Played all 62 offensive snaps, protecting Philip Rivers to record his fourth 300-yard contest of the season...**at Tennessee (Oct. 20):** Blocked for Philip Rivers to throw for 329 yards, his fifth such performance of the season...Protected Rivers to pass Pittsburgh QB Ben Roethlisberger and New York Giants QB Eli Manning for No. 6 on the all-time passing yards list...**at Chicago (Oct. 27):** Played all 45 snaps on offense and four on special teams, providing time for Philip Rivers to reach 400 combined TD passes (regular-season and postseason combined), making him the sixth QB in history to reach that teams...**vs. Green Bay (Nov. 3):** Played all 71 offensive snaps after starting at RG...Part of a line that blocked for an offense to post 442 total net yards, including a season-high 159 on the ground...**at Oakland (Nov. 7):** Started at RG, appearing in the 70th game of his career while making career start No. 60...Played all 77 offensive snaps and four on special teams...Paved the way for a rushing attack that put up 146 yards, including 108 by Melvin Gordon III for the team's first 100-yard rusher of the season...**vs. Kansas City (Estadio Azteca, Nov. 18):** Played all 79 offensive snaps and four on special teams after starting at RG...Blocked for Philip Rivers to record his sixth 300-yard performance and for the offense to post 400-plus yards for the second time in three weeks...**at Denver (Dec. 1):** Played all 66 snaps on offense, blocking for a unit that put up 359 yards of offense and 115 rushing yards, including 99 by Melvin Gordon...**at Jacksonville (Dec. 8):** Part of a line that blocked for the offense to post 525 total net yards, including 195 on the ground...Paved the way for Austin Ekeler to register over 100 yards rushing and 100 yards receiving, the second-ever Charger to do so (Lionel James, 1985)...**vs. Minnesota (Dec. 15):** Played all 62 snaps on offense...Blocked for Philip Rivers to post over 300 passing yards for the eighth time of the season.

MICHAEL SCHOFIELD III NFL GAMES

Year	Team	GP	GS
2014	Denver	0	0
2015	Denver	13	13
2016	Denver	16	16
2017	Los Angeles Chargers	15	5
2018	Los Angeles Chargers	16	16
2019	Los Angeles Chargers	14	14
NFL Totals		74	64
POSTSEASON			
Year	Team	GP	GS
2014	Denver	0	0
2015	Denver	3	3
2018	Los Angeles Chargers	2	2
Postseason Totals		5	5

Inactive for Broncos' 16 regular-season games in 2014.
Inactive for Broncos' two games during 2014 postseason.

► TRENT SCOTT

TACKLE | GRAMBLING STATE

6-5 | 320 lbs | HUNTSVILLE, ALA.

FREE AGENT — 2018

EXPERIENCE: 2ND NFL SEASON

2ND YEAR WITH CHARGERS



78

2019: Played all 14 games while starting seven games at LT and two at RT...Blocked for RB Austin Ekeler to become the second-ever Charger to post 100 yards rushing and receiving in a single game (Lionel James, 1985)...Paved the path for Ekeler to total the most yards from scrimmage by a RB over the first two games in a season in team annals with 287 yards and to post 100-plus scrimmage yards and a TD in three of the first four contests...Paved the way for RB Melvin Gordon III to register a 100-yard rushing performance...Part of a unit that blocked for QB Philip Rivers to record two three-TD performances and eight 300-yard games, good for sole possession of the fourth-most 300-yard performances in NFL history...Protected Rivers to move to No. 6 on the all-time passing yards list...**vs. Indianapolis (Sept. 8):** Blocked for Austin Ekeler to become the fifth player in the last decade to post 150-plus yards from scrimmage and three scrimmage TDs in a season opener...Kept Philip Rivers upright to throw for 333 yards and three TDs while completing 73.5 percent of his passes (121.3 rating)...Paved the way for a rushing attack that averaged 6.0 yards-per-attempt...**at Detroit (Sept. 15):** Blazed the trail for another efficient rushing attack that posted 137 yards and a score on 25 attempts (5.5 avg.)...Blocked for Austin Ekeler to finish with 133 yards from scrimmage, giving him 287 in the first two weeks for the most by a RB in team annals over the first two games of a season...**vs. Houston (Sept. 22):** Provided time for Philip Rivers to record a 101.5 passer rating and throw for 318 yards, his 64th 300-yard performance of his career to break a tie with Hall of Fame QB Dan Marino for No. 4 in NFL history...**at Miami (Sept. 29):** Kept Philip Rivers upright to throw for 310 yards and two TDs while registering a 131.9 passer rating, giving the Bolts a 29-0 record when Rivers eclipses a 130 rating...Helped Rivers become the ninth QB in NFL history with 120 career regular-season victories...Blocked for Austin Ekeler to total 122 scrimmage yards and two TDs, making him the second undrafted RB (Priest Holmes in 2002 and '03) in the common draft era (since 1967) to have 100-plus yards from scrimmage

and a TD in three of his team's first four games of a season...**vs. Denver (Oct. 6):** Kept Philip Rivers upright to find Austin Ekeler for a franchise-record 15 receptions...Played all 70 offensive snaps...**vs. Pittsburgh (Oct. 13):** Played all 62 offensive snaps, protecting Philip Rivers to record his fourth 300-yard contest of the season...**at Tennessee (Oct. 20):** Blocked for Philip Rivers to throw for 329 yards, his fifth such performance of the season...Protected Rivers to pass Pittsburgh QB Ben Roethlisberger and New York Giants QB Eli Manning for No. 6 on the all-time passing yards list...**at Chicago (Oct. 27):** Came off the bench to play 16 offensive snaps and four on special teams...**vs. Green Bay (Nov. 3):** Came off the bench to play RT after Sam Tevi departed due to injury...Part of a line that blocked for an offense to post 442 total net yards, including a season-high 159 on the ground...**at Oakland (Nov. 7):** Started at RT, playing all 77 offensive snaps and four on special teams...Paved the way for a rushing attack that put up 146 yards, including 108 by Melvin Gordon III for the team's first 100-yard rusher of the season...**vs. Kansas City (Estadio Azteca, Nov. 18):** Played all 79 offensive snaps and four on special teams after starting at RT...Blocked for Philip Rivers to record his sixth 300-yard performance and for the offense to post 400-plus yards for the second time in three weeks...**at Denver (Dec. 1):** Participated on 13 snaps on offense and five on special teams...**at Jacksonville (Dec. 8):** Part of a line that blocked for the offense to post 525 total net yards, including 195 on the ground...Paved the way for Austin Ekeler to register over 100 yards rushing and 100 yards receiving, the second-ever Charger to do so (Lionel James, 1985)...**vs. Minnesota (Dec. 15):** Played 30 snaps on offense...Blocked for Philip Rivers to post over 300 passing yards for the eighth time of the season.

TRENT SCOTT NFL GAMES

Year	Team	GP	GS
2018	Los Angeles Chargers	9	1
2019	Los Angeles Chargers	14	9
NFL Totals		23	10
POSTSEASON			
Year	Team	GP	GS
2018	Los Angeles Chargers	2	0

► DAMION SQUARE

NOSE TACKLE | ALABAMA

6-2 | 293 lbs | HOUSTON, TEXAS

WAIVERS (KC) — 2014

EXPERIENCE: 7TH NFL SEASON

6TH YEAR WITH CHARGERS



71

2019: Posted 53 tackles (17 solo) and a tackle for loss with two passes defended...Played in all 14 games with four starts this season...**vs. Indianapolis (Sept. 8):** Assisted on three tackles...**at Detroit (Sept. 15):** Recorded two assisted tackles...**vs. Houston (Sept. 22):** Posted two tackles (one solo)...**at Miami (Sept. 29):** Assisted on a tackle...**vs. Denver (Oct. 6):** Recorded three assisted tackles...**vs. Pittsburgh (Oct. 13):** Posted five tackles (one solo)...**at Tennessee (Oct. 20):** Started at NT, recording five tackles (one solo)...**at Chicago (Oct. 27):** Set a season high with 11 tackles (six solo) while breaking up a pass...**vs. Green Bay (Nov. 3):** Assisted on four tackles after opening at NT for the third-straight game...**at Oakland (Nov. 7):** Started at DT, finishing with five tackles (two solo)...**vs. Kansas City (Estadio Azteca, Nov. 18):** Recorded four tackles (two solo) and a tackle for loss...**at Denver (Dec. 1):** Posted a solo stop...**at Jacksonville (Dec. 8):** Registered three tackles (one solo)...**vs. Minnesota (Dec. 15):** Totaled four tackles (two solo).

2019, LOS ANGELES CHARGERS

Date	Opp.	Res.	Games		Tot	Tackles				Yd	TFL	Interceptions					Fumbles	
			P/S			So	As	Sk	0			No.	Yd	Lg	TD	PD	FF	FR
09/08	Ind	W (OT)	1/0		3	0	3	0	0	0	0	0	0	-	0	0	0	0
09/15	at Det	L	1/0		2	0	2	0	0	0	0	0	0	-	0	0	0	0
09/22	Hou	L	1/0		2	1	1	0	0	0	0	0	0	-	0	0	0	0
09/29	at Mia	W	1/0		1	0	1	0	0	0	0	0	0	-	0	0	0	0
10/06	Den	L	1/0		3	0	3	0	0	0	0	0	0	-	0	0	0	0
10/13	Pit	L	1/0		5	1	4	0	0	0	0	0	0	-	0	0	0	0
10/20	at Ten	L	1/1		5	1	4	0	0	0	0	0	0	-	0	1	0	0
10/27	at Chi	W	1/1		11	6	5	0	0	0	0	0	0	-	0	1	0	0
11/03	GB	W	1/1		4	0	4	0	0	0	0	0	0	-	0	0	0	0
11/07	at Oak	L	1/1		5	2	3	0	0	0	0	0	0	-	0	0	0	0
11/18	KC*	L	1/0		4	2	2	0	0	1	0	0	0	-	0	0	0	0
12/01	at Den	L	1/0		1	1	0	0	0	0	0	0	0	-	0	0	0	0
12/08	at Jax	W	1/0		3	1	2	0	0	0	0	0	0	-	0	0	0	0
12/15	Min	L	1/0		4	2	2	0	0	0	0	0	0	-	0	0	0	0
12/22	Oak																	
12/29	at KC																	
'19 TOTALS			5-9	14/4	53	17	36	0	0	1	0	0	-	0	2	0	0	0

*Game played at Estadio Azteca in Mexico City, Mexico

DAMION SQUARE NFL STATISTICS

Year	Team	GP	GS	– Tackles –						Yds	TFL	– Interceptions –					– Fumbles –			ST Tackles
				Total	Solo	Asst	Sacks					No.	Yds	Lg	TD	PD	FF	FR	Yds	
2013	Philadelphia	10	0	10	3	7	0.0	0	1	0	0	–	0	1	0	0	0	0	0	
2014	Kansas City	0	0	0	0	0	0.0	0	0	0	0	–	0	0	0	0	0	0	0	
2014	San Diego	0	0	0	0	0	0.0	0	0	0	0	–	0	0	0	0	0	0	0	
2015	San Diego	6	1	6	6	0	0.0	0	0	0	0	–	0	0	0	0	1	0	0	
2016	San Diego	11	7	31	13	18	2.5	16.5	6	0	0	–	0	0	0	0	0	0	0	
2017	Los Angeles Chargers	16	0	45	19	26	0.0	0	1	0	0	–	0	3	0	1	0	0	0	
2018	Los Angeles Chargers	16	11	55	25	30	3.0	13.5	5	0	0	–	0	3	0	0	0	0	0	
2019	Los Angeles Chargers	14	4	53	17	36	0.0	0	1	0	0	–	0	2	0	0	0	0	0	
NFL Totals		73	23	200	83	117	5.5	30	14	0	0	–	0	9	0	2	0		0	
POSTSEASON				– Tackles –						Yds	TFL	– Interceptions –					– Fumbles –			ST Tackles
Year	Team	GP	GS	Total	Solo	Asst	Sacks					No.	Yds	Lg	TD	PD	FF	FR	Yds	
2013	Philadelphia	1	0	1	1	0	0.0	0	0	0	0	–	0	0	0	0	0	0	0	
2018	Los Angeles Chargers	2	1	3	2	1	0.0	0	0	0	0	–	0	0	0	0	0	0	0	
Postseason Totals		3	1	4	3	1	0.0	0	0	0	0	–	0	0	0	0	0	0	0	

► EASTON STICK

QUARTERBACK | NORTH DAKOTA STATE

6-1 | 217 lbs | OMAHA, NEB.

DRAFT 5 — 2019

EXPERIENCE: ROOKIE

1ST YEAR WITH CHARGERS



2

2019: Inactive for all 14 contests...vs. Indianapolis (Sept. 8): Inactive (healthy scratch).

2019, LOS ANGELES CHARGERS

Date	Opp.	Res.	Games P/S	Passing							
				Att	Cmp	Pct.	Yards	TD	Int	Lg	Sk
09/08	Ind	W (OT)	0/0								
09/15	at Det	L	0/0								
09/22	Hou	L	0/0								
09/29	at Mia	W	0/0								
10/06	Den	L	0/0								
10/13	Pit	L	0/0								
10/20	at Ten	L	0/0								
10/27	at Chi	W	0/0								
11/03	GB	W	0/0								
11/07	at Oak	L	0/0								
11/18	KC*	L	0/0								
12/01	at Den	L	0/0								
12/08	at Jax	W	0/0								
12/15	Min	L	0/0								
12/22	Oak										
12/29	at KC										
'19 TOTALS				0	0	-	0	0	0	-	0

*Game played at Estadio Azteca in Mexico City, Mexico

EASTON STICK NFL STATISTICS

Year	Team	GP	GS	- Passing -										- Rushing -					
				Att	Cmp	Pct.	Yards	Y/A	TD	Int	Lg	Sk	Lost	Rating	Att	Yds	Avg.	Lg	TD
2019	Los Angeles Chargers.....	0	0	0	0	-	0	-	0	0	-	0	0	-	0	0	-	-	0

► TYROD TAYLOR

QUARTERBACK | VIRGINIA TECH

6-1 | 217 lbs | HAMPTON, VA.

UFA (CLE) — 2019

EXPERIENCE: 9TH NFL SEASON

1ST YEAR WITH CHARGERS



5

2019: Played in five games on the season and dressed but did not participate in seven others...Completed four passes on six attempts (66.7 pct.) for 33 yards and a TD (120.1 rating)...Carried the ball eight times for nine yards (1.1 avg)...Handled holding duties in the kicking game for the first four games of the year...**vs. Indianapolis (Sept. 8):** Held for P Ty Long's NFL debut where he made all three extra points and a field goal, resulting in being named AFC Special Teams Player of the Week...Totaled five special teams plays and one on snaps...**vs. Houston (Sept. 22):** Played four snaps on special teams, holding on a kicking operation that made both field goal attempts and both extra points...**at Miami (Sept. 29):** Registered the first offensive statistics of his career for the Bolts, completing a seven-yard pass and registering four rushes for -1 yards (-0.3 avg), including three in victory formation at the end of the game...**vs. Denver (Oct. 6):** Played an offensive snap...**vs. Pittsburgh (Oct. 13):** Was on the 46-man active roster, but did not see any action...**at Denver (Dec. 1):** Appeared on an offensive snap...**at Jacksonville (Dec. 8):** Contributed at QB, completing 60 percent (three-of-five passing) of his passes for 26 yards and a TD (113.3 rating)...Posted four rush attempts for 10 yards (2.5 avg.)...**vs. Minnesota (Dec. 15):** Dressed but did not participate.

2019, LOS ANGELES CHARGERS

Date	Opp.	Res.	Games P/S	Passing							Lg	Sk	Rating
				Att	Cmp	Pct.	Yards	TD	Int				
09/08	Ind	W (OT)	1/0	0	0	-	0	0	0	-	0	-	-
09/15	at Det	L	1/0	0	0	-	0	0	0	-	0	-	-
09/22	Hou	L	1/0	0	0	-	0	0	0	-	0	-	-
09/29	at Mia	W	1/0	1	1	100.0	7	0	0	7	0	95.8	-
10/06	Den	L	1/0	0	0	-	0	0	0	-	0	-	-
10/13	Pit	L	0/0	-	-	-	-	-	-	-	-	-	-
10/20	at Ten	L	0/0	-	-	-	-	-	-	-	-	-	-
10/27	at Chi	W	0/0	-	-	-	-	-	-	-	-	-	-
11/03	GB	W	0/0	-	-	-	-	-	-	-	-	-	-
11/07	at Oak	L	0/0	-	-	-	-	-	-	-	-	-	-
11/18	KC*	L	0/0	-	-	-	-	-	-	-	-	-	-
12/01	at Den	L	1/0	0	0	-	0	0	0	-	0	-	-
12/08	at Jax	W	1/0	5	3	60.0	26	1	0	14t	0	113.3	-
12/15	Min	L	0/0	-	-	-	-	-	-	-	-	-	-
12/22	Oak	-	-	-	-	-	-	-	-	-	-	-	-
12/29	at KC	-	-	-	-	-	-	-	-	-	-	-	-
'19 TOTALS				6	4	66.7	33	1	0	14t	0	120.1	

*Game played at Estadio Azteca in Mexico City, Mexico

TYROD TAYLOR NFL STATISTICS

Year	Team	GP	GS	- Passing -										- Rushing -					
				Att	Cmp	Pct.	Yards	Y/A	TD	Int	Lg	Sk	Lost	Rating	Att	Yds	Avg.	Lg	TD
2011	Baltimore.....	3	0	1	1	100.0	18	18.0	0	0	18	2	3	118.8	1	2	2.0	2	0
2012	Baltimore.....	7	0	29	17	58.6	179	6.2	0	1	25	3	30	62.3	14	73	5.2	28	1
2013	Baltimore.....	3	0	5	1	20.0	2	0.4	0	1	2	0	0	0.0	8	64	8.0	25	0
2014	Baltimore.....	1	0	0	0	-	0	-	0	0	-	0	0	-	4	-3	-0.8	0	0
2015	Buffalo.....	14	14	380	242	63.7	3,035	8.0	20	6	63	36	212	99.4	104	568	5.5	31	4
2016	Buffalo.....	15	15	436	269	61.7	3,023	6.9	17	6	84t	42	192	89.7	95	580	6.1	49	6
2017	Buffalo.....	15	14	420	263	62.6	2,799	6.7	14	4	47	46	256	89.2	84	427	5.1	32	4
2018	Cleveland.....	4	3	85	42	49.4	473	5.6	2	2	47t	13	81	64.5	16	125	7.8	24	1
2019	Los Angeles Chargers.....	7	0	6	4	66.7	33	5.5	1	0	14t	0	0	120.1	8	9	1.1	9	0
NFL Totals.....		68	46	1,362	839	61.6	9,562	7.0	54	20	84t	142	774	89.8	334	1,845	5.5	49	16
POSTSEASON																			
Year	Team	GP	GS	Att	Cmp	Pct.	Yards	Y/A	TD	Int	Lg	Sk	Lost	Rating	No.	Yds	Avg.	Lg	TD
2017	Buffalo.....	1	1	37	17	45.9	134	3.6	0	1	16	2	15	44.2	7	27	3.9	9	0

SINGLE-GAME CAREER-HIGHS

REGULAR SEASON

Passing Attempts..... 42 – Oct. 4, 2015 vs. N.Y. Giants
 Completions..... 29 – Nov. 2, 2017 at N.Y. Jets
 Completion Percentage (min. 20 att.)... 76.9 – Sept. 24, 2017 vs. Denver
 Passing Yards..... 329 – Dec. 24, 2016 vs. Miami
 Longest Pass..... 84t – Sept. 15, 2016 vs. N.Y. Jets
 Passing Touchdowns..... 3 (six times) – Dec. 24, 2016 vs. Miami
 Interceptions..... 3 – Sept. 20, 2015 vs. New England
 Passer Rating (min. 20 att.)..... 136.7 – Sept. 27, 2015 at Miami
 Rushing Attempts..... 14 – Dec. 27, 2015 vs. Dallas
 Rushing Yards..... 79 – Dec. 20, 2015 at Washington
 Longest Run..... 49 – Sept. 25, 2016 vs. Arizona
 Rushing Touchdowns..... 1 (16 times) – Sept. 9, 2018 vs. Pittsburgh

POSTSEASON

Passing Attempts..... 37 – Jan. 7, 2018 at Jacksonville
 Completions..... 17 – Jan. 7, 2018 at Jacksonville
 Completion Percentage (min. 20 att.)... 45.9 – Jan. 7, 2018 at Jacksonville
 Passing Yards..... 37 – Jan. 7, 2018 at Jacksonville
 Longest Pass..... 16 – Jan. 7, 2018 at Jacksonville
 Interceptions..... 1 – Jan. 7, 2018 at Jacksonville
 Passer Rating (min. 20 att.)..... 44.2 – Jan. 7, 2018 at Jacksonville
 Rushing Attempts..... 7 – Jan. 7, 2018 at Jacksonville
 Rushing Yards..... 27 – Jan. 7, 2018 at Jacksonville
 Longest Run..... 9 – Jan. 7, 2018 at Jacksonville

► RODERIC TEAMER

SAFETY | TULANE

5-11 | 187 lbs | NEW ORLEANS, LA.

FREE AGENT — 2019

EXPERIENCE: ROOKIE

1ST YEAR WITH CHARGERS



2019: Started seven games at S and was inactive seven others... Posted 39 tackles (30 solo) and a sack...Broke up two passes and had an INT that he returned three yards...**vs. Indianapolis (Sept. 8):** Inactive (hamstring)...**vs. Houston (Sept. 22):** Made his NFL debut, starting at S...Recorded seven tackles (six solo)...**at Miami (Sept. 29):** Made four tackles (two solo)...**vs. Denver (Oct. 6):** Set a career high with nine tackles (five solo)...**vs. Pittsburgh (Oct. 13):** Registered five tackles (three solo)...**at Tennessee (Oct. 20):** Recorded six solo tackles and had the first INT of his career, returning it three yards...**at Chicago (Oct. 27):** Registered eight solo tackles, including the first sack of his career, and broke up a pass...**vs. Green Bay (Nov. 3):** Inactive (groin)...**vs. Kansas City (Estadio Azteca, Nov. 18):** Returned to action, participating on five defensive plays and eight on special teams...**at Denver (Dec. 1):** Inactive (healthy scratch).

2019, LOS ANGELES CHARGERS

Date	Opp.	Res.	Games		Tackles						Interceptions						Fumbles	
			P/S		Tot	So	As	Sk	Yd	TFL	No.	Yd	Lg	TD	PD	FF	FR	
09/08	Ind	W (OT)	0/0															
09/15	at Det	L	0/0															
09/22	Hou	L	1/1	7	6	1	0	0	0	0	0	0	-	0	0	0		
09/29	at Mia	W	1/1	4	2	2	0	0	0	0	0	0	-	0	0	0		
10/06	Den	L	1/1	9	5	4	0	0	0	0	0	0	-	0	0	0		
10/13	Pit	L	1/1	5	3	2	0	0	0	0	0	0	-	0	0	0		
10/20	at Ten	L	1/1	6	6	0	0	0	0	0	1	3	3	0	1	0		
10/27	at Chi	W	1/1	8	8	0	1.0	0	0	0	0	0	-	0	1	0		
11/03	GB	W	0/0															
11/07	at Oak	L	0/0															
11/18	KC*	L	1/0	0	0	0	0	0	0	0	0	0	-	0	0	0		
12/01	at Den	L	0/0															
12/08	at Jax	W	0/0															
12/15	Min	L	0/0															
12/22	Oak																	
12/29	at KC																	
'19 TOTALS			5-9	7/6	39	30	9	1.0	0	0	1	3	3	0	2	0	0	

*Game played at Estadio Azteca in Mexico City, Mexico

RODERIC TEAMER NFL STATISTICS

Year	Team	GP	GS	- Tackles -					Yds	TFL	- Interceptions -					- Fumbles -			ST Tackles
				Total	Solo	Asst	Sacks				No.	Yds	Lg	TD	PD	FF	FR	Yds	
2019	Los Angeles Chargers	7	6	39	30	9	1.0	0	0	0	1	3	3	0	2	0	0	0	0

► SAM TEVI

TACKLE | UTAH

6-5 | 315 lbs | EULESS, TEXAS

DRAFT 6 — 2017

EXPERIENCE: 3RD NFL SEASON

3RD YEAR WITH CHARGERS



69

2019: Started 12 games at RT and was inactive two others, blocking for RB Austin Ekeler to become the second-ever Charger to post 100 yards rushing and receiving in a single game (Lionel James, 1985)... Paved the path for Ekeler to total the most yards from scrimmage by a RB over the first two games in a season in team annals with 287 yards and to post 100-plus scrimmage yards and a TD in three of the first four contests...Paved the way for RB Melvin Gordon III to register a 100-yard rushing performance...Part of a unit that blocked for QB Philip Rivers to record two three-TD performances and eight 300-yard games, good for sole possession of the fourth-most 300-yard performances in NFL history...Protected Rivers to move to No. 6 on the all-time passing yards list...**vs. Indianapolis (Sept. 8):** Blocked for Austin Ekeler to become the fifth player in the last decade to post 150-plus yards from scrimmage and three scrimmage TDs in a season opener... Kept Philip Rivers upright to throw for 333 yards and three TDs while completing 73.5 percent of his passes (121.3 rating)...Paved the way for a rushing attack that averaged 6.0 yards-per-attempt...Blocked on a 24-yard rush by RB Justin Jackson in the third quarter...In the fourth quarter, blocked CB Kenny Moore II to create a path for Ekeler to register a nine-yard carry...**at Detroit (Sept. 15):** Blazed the trail for another efficient rushing attack that posted 137 yards and a score on 25 attempts (5.5 avg.)...Blocked for Austin Ekeler to finish with 133 yards from scrimmage, giving him 287 in the first two weeks for the most by a RB in team annals over the first two games of a season...**vs. Houston (Sept. 22):** Provided time for Philip Rivers to record a 101.5 passer rating and throw for 318 yards, his 64th 300-yard performance of his career to break a tie with Hall of Fame QB Dan Marino for No. 4 in NFL history...**at Miami (Sept. 29):** Kept Philip Rivers upright to throw for 310 yards and two TDs while registering a 131.9 passer rating, giving the Bolts a 29-0 record when Rivers eclipses a 130 rating...Helped Rivers become the ninth QB in NFL history with 120 career regular-

season victories...Blocked for Austin Ekeler to total 122 scrimmage yards and two TDs, making him the second undrafted RB (Priest Holmes in 2002 and '03) in the common draft era (since 1967) to have 100-plus yards from scrimmage and a TD in three of his team's first four games of a season...**vs. Denver (Oct. 6):** Kept Philip Rivers upright to find Austin Ekeler for a franchise-record 15 receptions...Played all 70 offensive snaps...**vs. Pittsburgh (Oct. 13):** Played all 62 offensive snaps, protecting Philip Rivers to record his fourth 300-yard contest of the season...**at Tennessee (Oct. 20):** Blocked for Philip Rivers to throw for 329 yards, his fifth such performance of the season... Protected Rivers to pass Pittsburgh QB Ben Roethlisberger and New York Giants QB Eli Manning for No. 6 on the all-time passing yards list...**at Chicago (Oct. 27):** Played 38 snaps on offense and four on special teams, providing time for Philip Rivers to reach 400 combined TD passes (regular-season and postseason combined), making him the sixth QB in history to reach that mark...**vs. Green Bay (Nov. 3):** Started at RT and played 14 offensive snaps and two on special teams before departing with a knee injury...**at Oakland (Nov. 7):** Inactive (knee)...**at Denver (Dec. 1):** Played 53 snaps on offense, blocking for a unit that put up 359 yards of offense and 115 rushing yards, including 99 by Melvin Gordon...**at Jacksonville (Dec. 8):** Part of a line that blocked for the offense to post 525 total net yards, including 195 on the ground...Paved the way for Austin Ekeler to register over 100 yards rushing and 100 yards receiving, the second-ever Charger to do so (Lionel James, 1985)...**vs. Minnesota (Dec. 15):** Started at RT, playing all 62 snaps on offense...Blocked for Philip Rivers to post over 300 passing yards for the eighth time of the season.

SAM TEVI NFL GAMES

Year	Team	GP	GS
2017	Los Angeles Chargers	14	1
2018	Los Angeles Chargers	16	15
2019	Los Angeles Chargers	12	12
NFL Totals		42	28
POSTSEASON			
Year	Team	GP	GS
2018	Los Angeles Chargers	2	2

► JERRY TILLERY

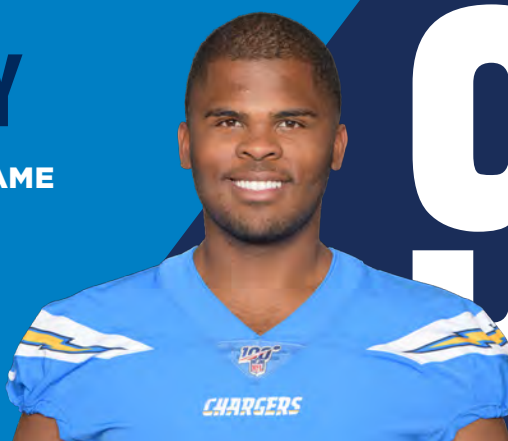
DEFENSIVE TACKLE | NOTRE DAME

6-6 | 295 lbs | SHREVEPORT, LA.

DRAFT 1 — 2019

EXPERIENCE: ROOKIE

1ST YEAR WITH CHARGERS



99

2019: Saw action in 13 games, starting three at DT, and was inactive another...Recorded 35 tackles (12 solo), 3.5 tackles for loss and 1.5 sacks...**vs. Indianapolis (Sept. 8):** Made his NFL debut, assisting on a tackle...**at Detroit (Sept. 15):** Posted a solo stop...**vs. Houston (Sept. 22):** Assisted on two tackles...**at Miami (Sept. 29):** Registered three tackles (one solo) and a half-sack, the first of his career...**vs. Denver (Oct. 6):** Posted a seven-yard sack...**vs. Pittsburgh (Oct. 13):** Assisted on a pair of tackles...**at Tennessee (Oct. 20):** Made the first start of his career at DT...Assisted on a pair of tackles...**at Chicago (Oct. 27):** Started at DT, posting 10 tackles (three solo) and a tackle for loss...**vs. Green Bay (Nov. 3):** Posted three tackles (one solo) after starting at DT...**at Oakland (Nov. 7):** Recorded two tackles (one solo)...**vs. Kansas City (Estadio Azteca, Nov. 18):** Assisted on a tackle...**at Denver (Dec. 1):** Posted three tackles (one solo)...**at Jacksonville (Dec. 8):** Inactive (healthy scratch)...**vs. Minnesota (Dec. 15):** Registered six tackles (three solo) and a tackle for loss.

2019, LOS ANGELES CHARGERS

Date	Opp.	Res.	Games P/S	Tackles					Yd	TFL	Interceptions					Fumbles	
				Tot	So	As	Sk				No.	Yd	Lg	TD	PD	FF	FR
09/08	Ind	W (OT)	1/0	1	0	1	0	0	0	0	0	0	—	0	0	0	0
09/15	at Det	L	1/0	1	1	0	0	0	0	0	0	0	—	0	0	0	0
09/22	Hou	L	1/0	2	0	2	0	0	0	0	0	0	—	0	0	0	0
09/29	at Mia	W	1/0	3	1	2	0.5	1	0.5	0	0	0	—	0	0	0	0
10/06	Den	L	1/0	1	1	0	1.0	7	1	0	0	0	—	0	0	0	0
10/13	Pit	L	1/0	2	0	2	0	0	0	0	0	0	—	0	0	0	0
10/20	at Ten	L	1/1	2	0	2	0	0	0	0	0	0	—	0	0	0	0
10/27	at Chi	W	1/1	10	3	7	0	0	1	0	0	0	—	0	0	0	0
11/03	GB	W	1/1	1	1	0	0	0	0	0	0	0	—	0	0	0	0
11/07	at Oak	L	1/0	2	1	1	0	0	0	0	0	0	—	0	0	0	0
11/18	KC*	L	1/0	1	0	1	0	0	0	0	0	0	—	0	0	0	0
12/01	at Den	L	1/0	3	1	2	0	0	0	0	0	0	—	0	0	0	0
12/08	at Jax	W	0/0	— Inactive —													
12/15	Min	L	1/0	6	3	3	0	0	1	0	0	0	—	0	0	0	0
12/22	Oak																
12/29	at KC																
'19 TOTALS				5-9	13/3	35	12	23	1.5	8	3.5	0	0	—	0	0	0

*Game played at Estadio Azteca in Mexico City, Mexico

JERRY TILLERY NFL STATISTICS

Year	Team	GP	GS	— Tackles —					Yds	TFL	— Interceptions —					— Fumbles —			ST Tackles
				Total	Solo	Asst	Sacks				No.	Yds	Lg	TD	PD	FF	FR	Yds	
2019	Los Angeles Chargers	13	3	35	12	23	1.5	8	3.5	0	0	—	0	0	0	0	0	0	0

► DRUE TRANQUILL

LINEBACKER | NOTRE DAME

6-2 | 228 lbs | SHREVEPORT, LA.

DRAFT 4 — 2019

EXPERIENCE: ROOKIE

1ST YEAR WITH CHARGERS



49

2019: Saw action in 13 games, starting three at LB, and was inactive another...Recorded 52 tackles (39 solo), three tackles for loss and a pass defended...Posted 10 special teams tackles...**vs. Indianapolis (Sept. 8):** Made his NFL debut, playing 16 special teams snaps and recording a tackle on special teams...Powered through a block by S Khari Willis to deflect a punt by P Rigoberto Sanchez, resulting in the punt only going 20 yards...**at Detroit (Sept. 15):** Appeared on 15 special teams plays...**vs. Houston (Sept. 22):** Recorded a tackle on special teams while playing on 18 special team snaps...**at Miami (Sept. 29):** Played on defense for the first time in his career, registering two solo tackles...Added a special teams tackle...**vs. Denver (Oct. 6):** Saw the most action on defense of his career to that point, finishing with five tackles (three solo)...Added two special teams tackles...**vs. Pittsburgh (Oct. 13):** Recorded a special teams tackle for the fourth-straight game...Posted five tackles (four solo)...**at Tennessee (Oct. 20):** Registered a solo tackle...Saw his streak of games with a special teams tackle come to an end...**at Chicago (Oct. 27):** Recorded four solo tackles and broke up a pass while posting two tackles on special teams...**vs. Green Bay (Nov. 3):** Totaled three solo tackles on defense and two special teams tackles...Deflected a punt to give the offense possession in Packers territory...**at Oakland (Nov. 7):** Made the first start of his career, doing so at LB...Finished with 13 tackles (seven solo)...**vs. Kansas City (Estadio Azteca, Nov. 18):** Inactive (calf)...**at Denver (Dec. 1):** Started at LB, posting five tackles (four solo) and three tackles for loss...**at Jacksonville (Dec. 8):** Recorded 10 tackles (seven solo) after opening at LB...**vs. Minnesota (Dec. 15):** Finished with four solo stops.

2019, LOS ANGELES CHARGERS

Date	Opp.	Res.	Games		Tackles					Interceptions					Fumbles		
			P/S		Tot	So	As	Sk	Yd	TFL	No.	Yd	Lg	TD	PD	FF	FR
09/08	Ind	W (OT)	1/0		0	0	0	0	0	0	0	0	–	0	0	0	
09/15	at Det	L	1/0		0	0	0	0	0	0	0	0	–	0	0	0	
09/22	Hou	L	1/0		0	0	0	0	0	0	0	0	–	0	0	0	
09/29	at Mia	W	1/0		2	2	0	0	0	0	0	0	–	0	0	0	
10/06	Den	L	1/0		5	3	2	0	0	0	0	0	–	0	0	0	
10/13	Pit	L	1/0		5	4	1	0	0	0	0	0	–	0	0	0	
10/20	at Ten	L	1/0		1	1	0	0	0	0	0	0	–	0	0	0	
10/27	at Chi	W	1/0		4	4	0	0	0	0	0	0	–	0	1	0	
11/03	GB	W	1/0		3	3	0	0	0	0	0	0	–	0	0	0	
11/07	at Oak	L	1/1		13	7	6	0	0	0	0	0	–	0	0	0	
11/18	KC*	L	0/0		– Inactive –												
12/01	at Den	L	1/1		5	4	1	0	0	3	0	0	–	0	0	0	
12/08	at Jax	W	1/1		10	7	3	0	0	0	0	0	–	0	0	0	
12/15	Min	L	1/0		4	4	0	0	0	0	0	0	–	0	0	0	
12/22	Oak																
12/29	at KC																
'19 TOTALS			5-9	13/3	52	39	13	0	0	3	0	0	–	0	1	0	0

*Game played at Estadio Azteca in Mexico City, Mexico

DRUE TRANQUILL NFL STATISTICS

Year	Team	GP	GS	— Tackles —				Yds	TFL	— Interceptions —					— Fumbles —			
				Total	Solo	Asst	Sacks			No.	Yds	Lg	TD	PD	FF	FR	Yds	ST Tackles
2019	Los Angeles Chargers	13	3	52	39	13	0.0	0	3	0	0	—	0	1	0	0	0	10

JAYLEN WATKINS

SAFETY | FLORIDA

5-11 | 194 lbs | FORT MYERS, FLA.

UFA (PHI) — 2018

EXPERIENCE: 5TH NFL SEASON

2ND YEAR WITH CHARGERS



27

2019: Appeared in all 14 games with two starts at S and one as the third CB, recording 27 tackles (18 solo) and a tackle for loss...Had a pass defended...Added three special teams tackles...**vs. Indianapolis (Sept. 8):** Saw action on 15 defensive plays and eight on special teams...**at Detroit (Sept. 15):** Posted a solo tackle, participating on 16 snaps on defense and 12 plays on special teams...**vs. Houston (Sept. 22):** Finished with a solo stop, playing 15 defensive snaps and 12 on special teams...**at Miami (Sept. 29):** Recorded a solo tackle and a special teams tackle...**vs. Denver (Oct. 6):** Assisted on a tackle...**vs. Pittsburgh (Oct. 13):** Played eight defensive snaps and nine on special teams...**at Tennessee (Oct. 20):** Posted a solo tackle...**at Chicago (Oct. 27):** Registered two tackles on special teams...**vs. Green Bay (Nov. 3):** Made his first start as a Charger, doing so at S... Finished with five tackles (four solo) and a tackle for loss...**at Oakland (Nov. 7):** Started at S, posting four tackles (two solo)...**vs. Kansas City (Estadio Azteca, Nov. 18):** Started as the third CB, totaling 11 tackles (seven solo)...**at Denver (Dec. 1):** Played 16 snaps on special teams...**at Jacksonville (Dec. 8):** Finished with two tackles (one solo)...**vs. Minnesota (Dec. 15):** Broke up a pass.

2019, LOS ANGELES CHARGERS

Games				Tackles							Interceptions					Fumbles	
Date	Opp.	Res.	P/S	Tot	So	As	Sk	Yd	TFL	No.	Yd	Lg	TD	PD	FF	FR	
09/08	Ind	W (OT)	1/0	0	0	0	0	0	0	0	0	—	0	0	0	0	
09/15	at Det	L	1/0	1	1	0	0	0	0	0	0	—	0	0	0	0	
09/22	Hou	L	1/0	1	1	0	0	0	0	0	0	—	0	0	0	0	
09/29	at Mia	W	1/0	1	1	0	0	0	0	0	0	—	0	0	0	0	
10/06	Den	L	1/0	1	0	1	0	0	0	0	0	—	0	0	0	0	
10/13	Pit	L	1/0	0	0	0	0	0	0	0	0	—	0	0	0	0	
10/20	at Ten	L	1/0	1	1	0	0	0	0	0	0	—	0	0	0	0	
10/27	at Chi	W	1/0	0	0	0	0	0	0	0	0	—	0	0	0	0	
11/03	GB	W	1/1	5	4	1	0	0	1	0	0	—	0	0	0	0	
11/07	at Oak	L	1/1	4	2	2	0	0	0	0	0	—	0	0	0	0	
11/18	KC*	L	1/1	11	7	4	0	0	0	0	0	—	0	0	0	0	
12/01	at Den	L	1/0	0	0	0	0	0	0	0	0	—	0	0	0	0	
12/08	at Jax	W	1/0	2	1	1	0	0	0	0	0	—	0	0	0	0	
12/15	Min	L	1/0	0	0	0	0	0	0	0	0	—	0	1	0	0	
12/22	Oak																
12/29	at KC																
'19 TOTALS				5-9	14/3	27	18	9	0	0	1	0	0	—	0	1	0

*Game played at Estadio Azteca in Mexico City, Mexico

JAYLEN WATKINS NFL STATISTICS

Year	Team	GP	GS	- Tackles -					Yds	TFL	- Interceptions -					- Fumbles -			ST Tackles
				Total	Solo	Asst	Sacks				No.	Yds	Lg	TD	PD	FF	FR	Yds	
2014	Philadelphia	4	0	3	3	0	0.0	0	0	0	0	0	—	0	1	0	0	0	1
2015	Philadelphia	4	0	3	2	1	0.0	0	0	0	0	0	—	0	3	0	0	0	3
2016	Philadelphia	16	4	51	34	17	0.0	0	1	0	0	0	—	0	6	0	0	0	4
2017	Philadelphia	12	2	19	17	2	0.0	0	2	0	0	0	—	0	0	0	0	0	4
2018	Los Angeles Chargers	0	0	- Reserve/Injured -															
2018	Los Angeles Chargers	14	3	27	18	9	0.0	0	1	0	0	0	—	0	1	0	0	0	3
NFL Totals		50	9	103	74	29	0.0	0	4	0	0	0	—	0	11	0	0	0	15
Year	Team	GP	GS	- Tackles -					Yds	TFL	- Interceptions -					- Fumbles -			ST Tackles
				Total	Solo	Asst	Sacks				No.	Yds	Lg	TD	PD	FF	FR	Yds	
2017	Philadelphia	3	0	0	0	0	0.0	0	0	0	0	0	—	0	0	0	0	0	0
2018	Los Angeles Chargers	0	0	- Reserve/Injured -															
Postseason Totals		3	0	0	0	0	0.0	0	0	0	0	0	—	0	0	0	0	0	0

► DEREK WATT

FULLBACK | WISCONSIN

6-2 | 234 lbs | PEWAUKEE, WIS.

DRAFT 6 — 2016

EXPERIENCE: 4TH NFL SEASON

4TH YEAR WITH CHARGERS



34

2019: Saw action in all 14 games with two starts at FB, totaling 10 rushing yards and a TD on seven attempts (1.2 avg.)...Caught three passes for 32 yards (10.7 avg.)...Recorded 15 tackles on special teams...**vs. Indianapolis (Sept. 8):** Ran twice for four yards (2.0 avg.) and posted a special teams tackle...Blocked LB Anthony Walker on RB Austin Ekeler's game-winning seven-yard TD in overtime...Pulled to the right in the second quarter to free RB Justin Jackson for a 24-yard gain...**at Detroit (Sept. 15):** Appeared in the 50th game of his career...Registered a special teams tackle for the second-straight week...Hauled in a three-yard reception...**vs. Houston (Sept. 22):** Participated on eight offensive plays and 20 on special teams...Recorded a rush for minus-one yard...**at Miami (Sept. 29):** Caught a pass for a 21-yard gain, seeing time on 19 snaps each for offense and special teams...**vs. Denver (Oct. 6):** Played eight snaps on offense and 21 on special teams, catching a pass for eight yards...**vs. Pittsburgh (Oct. 13):** Posted his third tackle on special teams of the season...Participated on 21 special teams plays while seeing time on six offensive snaps...**at Tennessee (Oct. 20):** Posted two tackles on special teams, appearing on 17 special teams plays and five on offense...**at Chicago (Oct. 27):** Had a two-yard carry and recorded a special teams tackle...**vs. Green Bay (Nov. 3):** Posted a tackle on special teams after playing 23 snaps on special teams while adding seven on offense...**at Oakland (Nov. 7):** Recorded five tackles on special teams, contributing 22 snaps on teams and three on offense...

2019, LOS ANGELES CHARGERS

Games				Rushing					Receiving					Scrim Yds					
Date	Opp.	Res.	P/S	Att	Yds	Avg.	Lg	TD	No.	Yds	Avg.	Lg	TD						
09/08	Ind	W (OT)	1/0	2	4	2.0	2	0	0	0	—	—	0	4					
09/15	at Det	L	1/0	0	0	—	—	0	1	3	3.0	3	0	3					
09/22	Hou	L	1/0	1	-1	-1.0	-1	0	0	0	—	—	0	-1					
09/29	at Mia	W	1/0	0	0	—	—	0	1	21	21.0	21	0	21					
10/06	Den	L	1/0	0	0	—	—	0	1	8	8.0	8	0	8					
10/13	Pit	L	1/0	0	0	—	—	0	0	0	—	—	0	0					
10/20	at Ten	L	1/0	0	0	—	—	0	0	0	—	—	0	0					
10/27	at Chi	W	1/0	1	2	2.0	2	0	0	0	—	—	0	2					
11/03	GB	W	1/0	0	0	—	—	0	0	0	—	—	0	0					
11/07	at Oak	L	1/0	1	1	1.0	1	0	0	0	—	—	0	1					
11/18	KC*	L	1/1	0	0	—	—	0	0	0	—	—	0	0					
12/01	at Den	L	1/0	0	0	—	—	0	0	0	—	—	0	0					
12/08	at Jax	W	1/0	2	4	2.0	3	1	0	0	—	—	0	4					
12/15	Min	L	1/1	0	0	—	—	0	0	0	—	—	0	0					
12/22	Oak																		
12/29	at KC																		
'19 TOTALS				5-9	14/2				7	10	1.4	3	1	3	32	10.7	21	0	42

*Game played at Estadio Azteca in Mexico City, Mexico

vs. Kansas City (Estadio Azteca, Nov. 18): Made his first start of the season, doing so at FB...Recorded a tackle on special teams...**at Denver (Dec. 1):** Participated on four offensive plays and 25 on special teams...**at Jacksonville (Dec. 8):** Posted his first career rushing score, finishing with the TD and four yards on two carries (2.0 avg.)...Added two tackles on special teams...**vs. Minnesota (Dec. 15):** Started a FB, contributing on five plays on offense and 16 on special teams.

DEREK WATT NFL STATISTICS

Year	Team	GP	GS	- Rushing -					- Receiving -					- Scrimmage -	
				No.	Yds	Avg.	Lg	TD	Att	Yds	Avg.	Lg	TD	Yards	
2016	San Diego	16	2	2	4	2.0	2	0	4	83	20.8	53	0	87	
2017	Los Angeles Chargers	16	4	6	24	4.0	17	0	2	35	17.5	23	0	59	
2018	Los Angeles Chargers	16	5	4	11	2.8	8	0	1	2	2.0	2	0	13	
2019	Los Angeles Chargers	14	2	7	10	1.4	3	1	3	32	10.7	21	0	42	
NFL Totals		62	13	19	49	2.6	17	1	10	152	15.2	53	0	201	
Year	Team	GP	GS	- Rushing -					- Receiving -					- Scrimmage -	
				No.	Yds	Avg.	Lg	TD	Att	Yds	Avg.	Lg	TD	Yards	
2018	Los Angeles Chargers	2	0	0	0	—	—	0	1	1	1.0	1	0	1	

SINGLE-GAME CAREER-HIGHS

REGULAR SEASON

Rushing Attempts 2 (four times) – Last: Dec. 8, 2019 at Jacksonville
Rushing Yards 17 – Nov. 19, 2017 vs. Buffalo
Longest Run 17 – Nov. 19, 2017 vs. Buffalo
Receptions 1 (10 times) – Last: Oct. 6, 2019 vs. Denver
Receiving Yards 53 – Oct. 30, 2016 at Denver
Longest Catch 53 – Oct. 30, 2016 at Denver
Scrimmage Yards 53 – Oct. 30, 2016 at Denver

POSTSEASON

Receptions 1 – Jan. 6, 2019 at Baltimore
Receiving Yards 1 – Jan. 6, 2019 at Baltimore
Longest Catch 1 – Jan. 6, 2019 at Baltimore
Scrimmage Yards 1 – Jan. 6, 2019 at Baltimore

KYZIR WHITE

LINEBACKER | WEST VIRGINIA

6-2 | 218 lbs | MACUNGIE, PA.

DRAFT 4 — 2018

EXPERIENCE: 2ND NFL SEASON

2ND YEAR WITH CHARGERS



44

2019: Played in all 14 games, starting seven games at LB...Posted 47 tackles (23 solo), two passes defended and an INT...Recorded the first 10-tackle game of his career and registered back-to-back double-digit tackle performances...**vs. Indianapolis (Sept. 8):** Led the way with a team-high 13 tackles (nine solo) for the first double-digit tackle performance of his career...**at Detroit (Sept. 15):** Finished with 10 tackles (four solo), good for his second-straight 10-tackle game...**vs. Houston (Sept. 22):** Played seven defensive snaps...**at Miami (Sept. 29):** Played 13 defensive snaps and assisted on a tackle...**vs. Denver (Oct. 6):** Started at LB, posting three tackles (two solo)...Recorded his first INT of the season and the second of his career, picking off a pass that was deflected by DT Justin Jones...**vs. Pittsburgh (Oct. 13):** Played 28 defensive snaps...**at Tennessee (Oct. 20):** Assisted on three tackles after starting at LB...**at Chicago (Oct. 27):** Recorded two solo tackles...**vs. Green Bay (Nov. 3):** Played 11 snaps on defense and one on special teams...**at Oakland (Nov. 7):** Posted a solo stop, starting at LB...**vs. Kansas City (Estadio Azteca, Nov. 18):** Recorded a solo tackle...**at Denver (Dec. 1):** Started at LB, finishing with four tackles (two solo) and a pass defended...**at Jacksonville (Dec. 8):** Posted five tackles (one solo) after opening the game at LB...**vs. Minnesota (Dec. 15):** Recorded four tackles (one solo).

2019, LOS ANGELES CHARGERS

Date	Opp.	Res.	Games P/S	Tackles					Yd	TFL	Interceptions					Fumbles	
				Tot	So	As	Sk				No.	Yd	Lg	TD	PD	FF	FR
09/08	Ind	W (OT)	1/1	13	9	4	0	0	0	0	0	0	-	0	0	0	0
09/15	at Det	L	1/1	10	4	6	0	0	0	0	0	0	-	0	0	0	0
09/22	Hou	L	1/0	0	0	0	0	0	0	0	0	0	-	0	0	0	0
09/29	at Mia	W	1/0	1	0	1	0	0	0	0	0	0	-	0	0	0	0
10/06	Den	L	1/1	3	2	1	0	0	0	0	1	0	0	0	1	0	0
10/13	Pit	L	1/0	0	0	0	0	0	0	0	0	0	-	0	0	0	0
10/20	at Ten	L	1/1	3	0	3	0	0	0	0	0	0	-	0	0	0	0
10/27	at Chi	W	1/0	2	2	0	0	0	0	0	0	0	-	0	0	0	0
11/03	GB	W	1/0	0	0	0	0	0	0	0	0	0	-	0	0	0	0
11/07	at Oak	L	1/1	1	1	0	0	0	0	0	0	0	-	0	0	0	0
11/18	KC*	L	1/0	1	1	0	0	0	0	0	0	0	-	0	0	0	0
12/01	at Den	L	1/1	4	2	2	0	0	0	0	0	0	-	0	1	0	0
12/08	at Jax	W	1/1	5	1	4	0	0	0	0	0	0	-	0	0	0	0
12/15	Min	L	1/0	4	1	3	0	0	0	0	0	0	-	0	0	0	0
12/22	Oak																
12/29	at KC																
'19 TOTALS				5-9	14/7	47	23	24	0	0	0	1	0	-	0	2	0

*Game played at Estadio Azteca in Mexico City, Mexico

KYZIR WHITE NFL STATISTICS

Year	Team	GP	GS	- Tackles -						- Interceptions -					- Fumbles -			
				Total	Solo	Asst	Sacks	Yds	TFL	No.	Yds	Lg	TD	PD	FF	FR	Yds	ST Tackles
2018	Los Angeles Chargers	3	3	19	12	7	0.0	0	1	1	9	9	0	3	0	0	0	1
2019	Los Angeles Chargers	14	7	47	23	24	0.0	0	0	1	0	-	0	2	0	0	0	0
NFL Totals		17	10	66	35	31	0.0	0	1	2	9	-	0	5	0	0	0	1
POSTSEASON				- Tackles -						- Interceptions -					- Fumbles -			
Year	Team	GP	GS	Total	Solo	Asst	Sacks	Yds	TFL	No.	Yds	Lg	TD	PD	FF	FR	Yds	ST Tackles
2018	Los Angeles Chargers	0	0															

- Reserve/Injured -

▶ MIKE WILLIAMS

WIDE RECEIVER | CLEMSON

6-4 | 220 lbs | SANTEE, S.C.

DRAFT 1 — 2017

EXPERIENCE: 3RD NFL SEASON

3RD YEAR WITH CHARGERS



81

2019: Started 13 games at WR and was inactive another, recording single season career highs with 44 catches and 912 yards (20.7 avg.) and two TDs...Posted two 100-yard performances...**vs. Indianapolis (Sept. 8):** Posted two catches for 29 receiving yards (14.5 avg.)...**at Detroit (Sept. 15):** Registered 83 receiving yards on three receptions (27.7 avg.), moving the chains on all three catches...**vs. Houston (Sept. 22):** Converted all three receptions for first downs, gaining 45 yards (15.0 avg.)...**at Miami (Sept. 29):** Inactive (back)...**vs. Denver (Oct. 6):** Returned to action, catching six passes for 74 yards (12.3 avg.)...**vs. Pittsburgh (Oct. 13):** Posted five receptions for 72 yards (14.4 avg.) with all five moving the chains for first downs...**at Tennessee (Oct. 20):** Registered four catches for 47 yards (11.8 avg.)...**at Chicago (Oct. 27):** Caught three passes for 69 yards (23.0 avg.)...**vs. Green Bay (Nov. 3):** Recorded the first 100-yard performance of his career, finishing with 111 yards on three catches (37.0 avg.)...**at Oakland (Nov. 7):** Hauled in a pair of passes for 55 yards (27.5 avg.), moving the sticks on both receptions...**vs. Kansas City (Estadio Azteca, Nov. 18):** Posted two receptions for 76 yards (38.0 avg.)...**at Denver (Dec. 1):** Set a single-season career high for receiving yards by setting a single-game career high 117 yards on five catches (23.4 avg.)...**at Jacksonville (Dec. 8):** Registered his first score of the season, finishing with two catches for 63 yards (31.5

2019, LOS ANGELES CHARGERS																
Date	Opp.	Res.	P/S	Games		Receiving				Rushing				Scrim Yds		
				No.	P/S	Yds	Avg.	Lg	TD	Att	Yds	Avg.	Lg		TD	
09/08	Ind	W (OT)	1/1	2	29	14.5	17	0	0	0	-	-	0	29		
09/15	at Det	L	1/1	3	83	27.7	47	0	0	0	-	-	0	83		
09/22	Hou	W	1/1	3	45	15.0	20	0	0	0	-	-	0	45		
09/29	at Mia	W	0/0	- Inactive -												
10/06	Den	L	1/1	6	74	12.3	20	0	0	0	-	0	0	74		
10/13	Pit	L	1/1	5	72	14.4	20	0	0	0	-	0	0	72		
10/20	at Ten	L	1/1	4	47	11.8	21	0	0	0	-	0	0	47		
10/27	at Chi	W	1/1	3	69	23.0	43	0	0	0	-	0	0	69		
11/03	GB	W	1/1	3	111	37.0	56	0	1	2	2.0	2	0	113		
11/07	at Oak	L	1/1	2	55	27.5	45	0	0	0	-	0	0	55		
11/18	KC*	L	1/1	2	76	38.0	50	0	0	0	-	0	0	76		
12/01	at Den	L	1/1	5	117	23.4	52	0	0	0	-	0	0	117		
12/08	at Jax	W	1/1	2	63	31.5	44	1	0	0	-	0	0	63		
12/15	Min	L	1/1	4	71	17.8	39	1	0	0	-	0	0	71		
12/22	Oak															
12/29	at KC															
'19 TOTALS				5-9	13/13	44	912	20.7	56	2	1	2	2.0	2	0	914
*Game played at Estadio Azteca in Mexico City, Mexico																

*Game played at Estadio Azteca in Mexico City, Mexico

avg.), including a 44-yard TD...**vs. Minnesota (Dec. 15):** Posted four receptions for 71 yards (17.8 avg.) and a TD.

MIKE WILLIAMS NFL STATISTICS

				- Receiving -					- Rushing -					- Scrimmage -	
Year	Team	GP	GS	No.	Yds	Avg.	Lg	TD	Att	Yds	Avg.	Lg	TD	Yards	
2017	Los Angeles Chargers	10	1	11	95	8.6	20	0	0	0	-	-	0	95	
2018	Los Angeles Chargers	16	5	43	664	15.4	55t	10	7	28	4.0	19t	1	692	
2019	Los Angeles Chargers	13	13	44	912	20.7	56	2	1	2	2.0	2	0	914	
NFL Totals		39	19	98	1,671	17.1	56	12	8	30	3.8	19t	1	1,701	
POSTSEASON				- Receiving -					- Rushing -					- Scrimmage -	
Year	Team	GP	GS	No.	Yds	Avg.	Lg	TD	Att	Yds	Avg.	Lg	TD	Yards	
2018	Los Angeles Chargers	2	2	7	110	15.7	28	0	0	0	-	-	0	110	

SINGLE-GAME CAREER-HIGHS

REGULAR SEASON

Receptions 7 – Dec. 13, 2018 at Kansas City
 Receiving Yards 117 – Dec. 1, 2019 at Denver
 Longest Catch 56 – Nov. 3, 2019 vs. Green Bay
 Receiving Touchdowns 2 (three times) – Last: Dec. 13, 2018 at Kansas City
 Rushing Attempts 1 (eight times) – Last: Nov. 3, 2019 vs. Green Bay
 Rushing Yards 19 – Dec. 13, 2018 at Kansas City
 Longest Run 19t – Dec. 13, 2018 at Kansas City
 Scrimmage Yards 117 – Dec. 1, 2019 at Denver

POSTSEASON

Receptions 5 – Jan. 6, 2019 at Baltimore
 Receiving Yards 68 – Jan. 13, 2019 at New England
 Longest Catch 28 – Jan. 6, 2019 at Baltimore

SUPPLEMENTAL STATS



NFL STANDINGS || CHARGERS IN THE RANKINGS || TIME SPENT IN THE LEAD

2019 NFL STANDINGS

AFC East

Team	W	L	T	Pct.	PF	PA	Home	Road	Div	AFC	NFC
N.E.	11	3	0	.786	372	181	5-1	6-2	4-0	7-3	4-0
Buf.	10	4	0	.714	291	222	4-3	6-1	3-1	7-3	3-1
NYJ	5	9	0	.357	247	343	4-3	1-6	1-4	2-8	3-1
Mia.	3	11	0	.214	241	435	2-5	1-6	1-4	2-8	1-3

AFC North

Team	W	L	T	Pct.	PF	PA	Home	Road	Div	AFC	NFC
Bal.	12	2	0	.857	472	257	6-1	6-1	3-1	8-2	4-0
Pit.	8	6	0	.571	269	259	5-3	3-3	3-2	6-4	2-2
Cle.	6	8	0	.429	297	329	4-3	2-5	3-1	6-4	0-4
Cin.	1	13	0	.071	211	359	1-6	0-7	0-5	1-9	0-4

AFC South

Team	W	L	T	Pct.	PF	PA	Home	Road	Div	AFC	NFC
Hou.	9	5	0	.643	341	330	5-2	4-3	4-1	8-3	1-2
Ten.	8	6	0	.571	339	279	4-3	4-3	2-3	6-5	2-1
Ind.	6	8	0	.429	303	329	4-3	2-5	3-2	5-6	1-2
Jax.	5	9	0	.357	250	353	2-5	3-4	1-4	5-6	0-3

AFC West

Team	W	L	T	Pct.	PF	PA	Home	Road	Div	AFC	NFC
K.C.	10	4	0	.714	394	284	4-3	6-1	5-0	8-3	2-1
Oak.	6	8	0	.429	274	386	5-3	1-5	2-2	4-6	2-2
Den.	5	9	0	.357	239	284	3-3	2-6	2-3	5-6	0-3
LAC	5	9	0	.357	299	290	2-5	3-4	0-4	3-7	2-2

NFC East

Team	W	L	T	Pct.	PF	PA	Home	Road	Div	NFC	AFC
Dal.	7	7	0	.500	378	288	4-3	3-4	4-0	6-4	1-3
Phi.	7	7	0	.500	334	328	4-3	3-4	3-1	5-5	2-2
NYG	3	11	0	.214	283	382	2-5	1-6	1-3	2-8	1-3
Was.	3	11	0	.214	215	347	1-6	2-5	0-4	2-8	1-3

NFC North

Team	W	L	T	Pct.	PF	PA	Home	Road	Div	NFC	AFC
G.B.	11	3	0	.786	330	283	7-1	4-2	4-0	8-2	3-1
Min.	10	4	0	.714	378	259	6-0	4-4	2-2	7-3	3-1
Chi.	7	7	0	.500	256	253	4-3	3-4	3-2	6-5	1-2
Det.	3	10	1	.250	304	373	2-5	1-5-1	0-5	2-8-1	1-2

NFC South

Team	W	L	T	Pct.	PF	PA	Home	Road	Div	NFC	AFC
N.O.	11	3	0	.786	378	303	6-2	5-1	4-1	8-3	3-0
T.B.	7	7	0	.500	416	398	2-4	5-3	2-3	5-6	2-1
Atl.	5	9	0	.357	329	365	2-5	3-4	3-2	5-6	0-3
Car.	5	9	0	.357	324	390	2-5	3-4	1-4	2-9	3-0

NFC West

Team	W	L	T	Pct.	PF	PA	Home	Road	Div	NFC	AFC
Sea.	11	3	0	.786	371	345	4-2	7-1	3-1	8-2	3-1
S.F.	11	3	0	.786	419	258	5-2	6-1	3-1	8-2	3-1
LAR	8	6	0	.571	332	306	4-3	4-3	2-2	6-4	2-2
Ari.	4	9	1	.321	310	398	2-5-1	2-4	0-4	2-7-1	2-2

*Clinched Division, First-Round Bye and Home-Field Advantage

z-Clinched Division and First-Round Bye

y-Clinched Division

x-Clinched Playoff Berth

2019 REGULAR-SEASON RANKINGS

LOS ANGELES CHARGERS (Team)

Category	NFL	AFC
Turnover Margin (-16).....	T-31	T-15
Points Scored (21.4).....	20	7
Points Allowed (20.7).....	13	8
Total Offense (373.5).....	8	4
Rushing (94.7).....	23	11
Passing (278.8).....	5	2
Total Defense (307.6).....	5	4
vs. Rush (110.3).....	17	9
vs. Pass (197.4).....	4	3
Third-Down Offense (44.64%).....	7	4
Third-Down Defense (43.27%).....	25	12
Red-Zone Offense (50.00%).....	25	11
Red-Zone Defense (56.76%).....	14	9

LOS ANGELES CHARGERS (Individual)

Category	NFL	AFC
Passing		
Rating: Philip Rivers (89.2).....	17	8
Yards: Philip Rivers (4,055).....	3	1
Touchdowns: Philip Rivers (21).....	T-12	T-4
Rushing		
Yards: Melvin Gordon III (551).....	29	15
Touchdowns: Melvin Gordon III (5).....	T-18	T-9
Receiving		
Receptions: Keenan Allen (90).....	5	3
Yards: Keenan Allen (1,046).....	11	3
Touchdowns: Austin Ekeler (8).....	T-4	T-1
Defense		
Total Tackles (Press Box Totals): Thomas Davis Sr. (108) ...	17	4
Solo Tackles (Press Box Totals): Thomas Davis Sr. (62)...	T-31	T-10
Interceptions: Rayshawn Jenkins (3).....	T-18	T-12
Sacks: Joey Bosa (10.5).....	8	2

TIME SPENT IN THE LEAD

Date	Opponent	Res.	Time with Chargers Leading	Trailing
Sept. 8	Indianapolis.....	W, 30-24 (OT)	47:17	0:00
Sept. 15	at Detroit.....	L, 10-13	45:36	7:21
Sept. 22	Houston.....	L, 20-27	38:22	16:19
Sept. 29	at Miami.....	W, 30-10	40:58	3:47
Oct. 6	Denver.....	L, 13-20	0:00	56:06
Oct. 13	Pittsburgh.....	L, 17-24	0:00	55:51
Oct. 20	at Tennessee.....	L, 20-23	3:15	34:11
Oct. 27	at Chicago.....	W, 17-16	10:16	34:25
Nov. 3	Green Bay.....	W, 26-11	51:56	0:00
Nov. 7	at Oakland.....	L, 24-26	6:54	46:07
Nov. 18	Kansas City*.....	L, 17-24	15:46	38:45
Dec. 1	at Denver.....	L, 20-23	0:00	41:27
Dec. 8	at Jacksonville.....	W, 45-10	50:46	1:37
Dec. 15	Minnesota.....	L, 10-39	4:25	49:45
Dec. 21/22	Oakland			
Dec. 29	at Kansas City			

Season Total **5:15:31** **6:25:41**
Season Average **22:32** **27:32**

*Played at Estadio Azteca in Mexico City, Mexico

2019 REGULAR-SEASON BIG DAYS || WEEKLY NFL RANKINGS || TEAM CAPTAINS

TEAM CAPTAINS

LB Thomas Davis Sr., DE Melvin Ingram III, NT Brandon Mebane, C Mike Pouncey and QB Philip Rivers were named season-long captains prior to Week 1. Each game, an additional player is named as an honorary captain by the coaching staff. All captains in Week 1 were selected for that game by the coaching staff. Below is a list of honorary captains for each game in 2019:

Date	Opponent	Honorary Captain(s)
Sept. 8	Indianapolis	TE Hunter Henry
Sept. 15	at Detroit	WR Keenan Allen
Sept. 22	Houston	WR Dontrelle Inman
Sept. 29	at Miami	G/T Michael Schofield III
Oct. 6	Denver	TE Virgil Green
Oct. 13	Pittsburgh	WR Keenan Allen and LB Uchenna Nwosu
Oct. 20	at Tennessee	WR K.Allen, RB A.Ekeler & T.R.Okung
Oct. 27	at Chicago	WR Keenan Allen and DE Isaac Rochell
Nov. 3	Green Bay	WR Keenan Allen and CB Casey Hayward Jr.
Nov. 7	at Oakland	WR Keenan Allen and NT Damion Square
Nov. 18	Kansas City*	WR Keenan Allen and CB Michael Davis
Dec. 1	at Denver	WR Keenan Allen and T Russell Okung
Dec. 8	at Jacksonville	T Russell Okung and S Jaylen Watkins
Dec. 15	Minnesota	WR Keenan Allen and T Russell Okung
Dec. 21/22	Oakland	
Dec. 29	at Kansas City	

*Played at Estadio Azteca in Mexico City, Mexico

2019 100-YARD RECEIVING GAMES

2019 100-YARD RECEIVING GAMES BY YARDS

Date	Opp.	Player	Rec	Yds	TD
Sept. 22	vs. Hou.	WR Keenan Allen	13	183	2
Sept. 8	vs. Ind.	WR Keenan Allen	8	123	1
Oct. 20	at Ten.	RB Austin Ekeler	7	118	1
Dec. 1	at Den.	WR Mike Williams	5	117	0
Dec. 8	at Jax.	RB Austin Ekeler	4	112	1
Nov. 3	vs. G.B.	WR Mike Williams	3	111	0
Nov. 18	vs. K.C.**	RB Austin Ekeler	8	108	0
Oct. 13	vs. Pit.	TE Hunter Henry	8	100	2

100-YARD RECEIVING GAMES BY PLAYER – ALL-TIME RANK –

Player	2019	Career*	Chargers	NFL
Keenan Allen	2	23 (23)	T-3rd	T-73rd
Travis Benjamin	0	6 (3)	T-18th	T-374th
Austin Ekeler	3	3 (3)	T-18th	T-557th
Mike Williams	2	2 (2)	T-24th	T-694th
Melvin Gordon III	0	1 (1)	T-37th	T-907th
Hunter Henry	1	1 (1)	T-37th	T-907th

*Career total with Chargers in parentheses

**Played in Estadio Azteca in Mexico City, Mexico

2019 100-YARD RUSHING GAMES

2019 100-YARD RUSHING GAMES BY YARDS

Date	Opp.	Player	Att	Yds	TD
Nov. 7	at Oak.	RB Melvin Gordon III	22	108	1
Dec. 8	at Jax.	RB Austin Ekeler	8	101	0

100-YARD RUSHING GAMES BY PLAYER – ALL-TIME RANK –

Player	2019	Career*	Chargers	NFL
Melvin Gordon III	1	9 (9)	T-6th	T-172nd
Austin Ekeler	1	1 (1)	T-24th	T-593rd

*Career total with Chargers in parentheses

2019 WEEKLY NFL RANKINGS

Week	Opp.	Offense			Defense		
		Total	Rush	Pass	Total	Rush	Pass
1	Ind	9	10	12	18	31	6
2	at Det	4	10	8	17	28	T-8
3	Hou	T-5	13	5	19	18	17
4	at Mia	5	18	3	12	14	11
5	Den	13	24	5	11	18	8
6	Pit	14	27	4	7	22	5
7	at Ten	14	27	3	11	T-21	5
8	at Chi	17	28	6	12	23	6
9	GB	16	28	6	8	20	5
10	at Oak	16	26	8	6	19	5
11	KC*	15	25	6	5	21	4
12	bye	13	26	5	5	20	4
13	at Den	12	27	6	4	18	4
14	at Jax	10	22	5	4	17	4
15	Min	8	23	5	5	17	4
16	Oak						
17	at KC						

Chargers in 2018	11	15	10	9	9	9
Chargers in 2017	4	24	1	15	31	3
Chargers in 2016	14	26	8	16	10	20
Chargers in 2015	9	31	4	20	27	T-14
Chargers in 2014	18	30	10	9	26	4
Chargers in 2013	5	13	4	23	12	29
Chargers in 2012	31	27	24	9	6	18
Chargers in 2011	6	16	6	16	20	13
Chargers in 2010	1	15	2	1	4	1
Chargers in 2009	10	31	5	16	20	11
Chargers in 2008	11	20	7	25	11	31
Chargers in 2007	20	7	26	14	16	14
Chargers in 2006	4	2	16	10	7	13

*Played at Estadio Azteca in Mexico City, Mexico

2019 300-YARD PASSING GAMES

2019 300-YARD PASSING GAMES BY YARDS

Date	Opp.	Player	Cmp-Att	Yds	TD	Rtg.
Nov. 18	vs. K.C.**	QB Philip Rivers	28-52	353	1	49.6
Sept. 8	vs. Ind.	QB Philip Rivers	25-34	333	3	121.3
Oct. 20	at Ten.	QB Philip Rivers	24-38	329	2	108.3
Oct. 13	vs. Pit.	QB Philip Rivers	26-44	320	2	77.8
Sept. 22	vs. Hou.	QB Philip Rivers	31-46	318	2	101.5
Dec. 8	at Jax.	QB Philip Rivers	16-22	314	3	154.4
Sept. 29	at Mia.	QB Philip Rivers	24-30	310	2	131.9
Dec. 15	vs. Min.	QB Philip Rivers	28-39	307	1	71.2

300-YARD PASSING GAMES BY PLAYER – ALL-TIME RANK –

Player	2019	Career*	Chargers	NFL
Philip Rivers	8	70 (70)	1st	4th
Tyrod Taylor	0	1 (0)	–	T-269th

*Career total with Chargers in parentheses

**Played in Estadio Azteca in Mexico City, Mexico

GAME-BY-GAME STARTERS

OFFENSIVE STARTERS

		WR	WR	TE	LT	LG	C	RG	RT	QB	RB	FB	3WR	2TE
Sept. 8	Ind	K.Allen	M.Williams	H.Henry	T.Scott	D.Feeney	M.Pouncey	M.Schofield	S.Tevi	P.Rivers	A.Ekeler	–	T.Benjamin	–
Sept. 15	at Det	K.Allen	M.Williams	V.Green	T.Scott	D.Feeney	M.Pouncey	M.Schofield	S.Tevi	P.Rivers	A.Ekeler	–	–	S.Culkin
Sept. 22	Hou	K.Allen	M.Williams	V.Green	T.Scott	D.Feeney	M.Pouncey	M.Schofield	S.Tevi	P.Rivers	A.Ekeler	–	T.Benjamin	–
Sept. 29	at Mia	K.Allen	D.Inman	S.Culkin	T.Scott	D.Feeney	M.Pouncey	M.Schofield	S.Tevi	P.Rivers	A.Ekeler	–	–	L.Kendricks
Oct. 6	Den	K.Allen	M.Williams	V.Green	T.Scott	D.Feeney	M.Pouncey	M.Schofield	S.Tevi	P.Rivers	M.Gordon	–	A.Ekeler**	–
Oct. 13	Pit	K.Allen	M.Williams	H.Henry	T.Scott	F.Lamp	D.Feeney	M.Schofield	S.Tevi	P.Rivers	M.Gordon	–	–	V.Green
Oct. 20	at Ten	K.Allen	M.Williams	H.Henry	T.Scott	F.Lamp	D.Feeney	M.Schofield	S.Tevi	P.Rivers	M.Gordon	–	G.Davis	–
Oct. 27	at Chi	K.Allen	M.Williams	H.Henry	R.Okung	D.Feeney	S.Quessenberry	M.Schofield	S.Tevi	P.Rivers	M.Gordon	–	A.Patton	–
Nov. 3	GB	K.Allen	M.Williams	H.Henry	R.Okung	D.Feeney	S.Quessenberry	M.Schofield	S.Tevi	P.Rivers	M.Gordon	–	A.Patton	–
Nov. 7	at Oak	K.Allen	M.Williams	H.Henry	R.Okung	D.Feeney	S.Quessenberry	M.Schofield	T.Scott	P.Rivers	M.Gordon	–	A.Ekeler**	–
Nov. 18	KC*	K.Allen	M.Williams	H.Henry	T.Pipkins	D.Feeney	S.Quessenberry	M.Schofield	T.Scott	P.Rivers	M.Gordon	D.Watt	–	–
Dec. 1	at Den	K.Allen	M.Williams	H.Henry	R.Okung	D.Feeney	S.Quessenberry	M.Schofield	S.Tevi	P.Rivers	M.Gordon	–	A.Patton	–
Dec. 8	at Jax	K.Allen	M.Williams	H.Henry	R.Okung	D.Feeney	S.Quessenberry	M.Schofield	S.Tevi	P.Rivers	A.Ekeler	–	A.Patton	–
Dec. 15	Min	K.Allen	M.Williams	H.Henry	R.Okung	D.Feeney	S.Quessenberry	M.Schofield	S.Tevi	P.Rivers	M.Gordon	D.Watt	–	–
Dec. 21/22	Oak													
Dec. 29	at KC													

*Played at Estadio Azteca in Mexico City, Mexico.

**Second running back

DEFENSIVE STARTERS

		DE	NT	DT	DE	LB	LB	LB	LCB	RCB	S	S	3CB	3S
Sept. 8	Ind	M.Ingram	B.Mebane	J.Jones	J.Bosa	T.Davis	K.White	–	M.Davis	C.Hayward	R.Jenkins	A.Phillips	D.King	–
Sept. 15	at Det	M.Ingram	B.Mebane	J.Jones	J.Bosa	T.Davis	K.White	–	B.Facyson	C.Hayward	R.Jenkins	A.Phillips	D.King	–
Sept. 22	Hou	M.Ingram	B.Mebane	J.Jones	J.Bosa	T.Davis	D.Perryman	–	B.Facyson	C.Hayward	R.Jenkins	R.Teameer	D.King	–
Sept. 29	at Mia	M.Ingram	B.Mebane	J.Jones	J.Bosa	T.Davis	D.Perryman	–	M.Davis	C.Hayward	R.Jenkins	R.Teameer	D.King	–
Oct. 6	Den	U.Nwosu	B.Mebane	J.Jones	J.Bosa	T.Davis	D.Perryman	K.White	M.Davis	C.Hayward	R.Jenkins	R.Teameer	–	–
Oct. 13	Pit	U.Nwosu	B.Mebane	J.Jones	J.Bosa	T.Davis	D.Perryman	–	M.Davis	C.Hayward	R.Jenkins	R.Teameer	D.King	–
Oct. 20	at Ten	U.Nwosu	D.Square	J.Tillery	J.Bosa	T.Davis	D.Perryman	K.White	M.Davis	C.Hayward	R.Jenkins	R.Teameer	–	–
Oct. 27	at Chi	M.Ingram	D.Square	J.Tillery	J.Bosa	T.Davis	D.Perryman	–	M.Davis	C.Hayward	R.Jenkins	R.Teameer	D.King**	–
Nov. 3	GB	M.Ingram	D.Square	J.Tillery	J.Bosa	T.Davis	D.Perryman	–	M.Davis	C.Hayward	R.Jenkins	J.Watkins	D.King	–
Nov. 7	at Oak	M.Ingram	B.Mebane	D.Square	J.Bosa	T.Davis	K.White	D.Tranquill	M.Davis	C.Hayward	R.Jenkins	J.Watkins	–	–
Nov. 18	KC*	M.Ingram	B.Mebane	J.Jones	J.Bosa	T.Davis	J.Brown	–	M.Davis	C.Hayward	R.Jenkins	D.King	J.Watkins	–
Dec. 1	at Den	M.Ingram	B.Mebane	J.Jones	J.Bosa	T.Davis	K.White	D.Tranquill	B.Facyson	C.Hayward	R.Jenkins	D.James	–	–
Dec. 8	at Jax	M.Ingram	B.Mebane	J.Jones	J.Bosa	T.Davis	K.White	D.Tranquill	B.Facyson	C.Hayward	R.Jenkins	D.James	–	–
Dec. 15	Min	M.Ingram	B.Mebane	J.Jones	J.Bosa	T.Davis	D.Perryman	–	M.Davis	C.Hayward	R.Jenkins	D.James	–	A.Phillips
Dec. 21/22	Oak													
Dec. 29	at KC													

*Played at Estadio Azteca in Mexico City, Mexico.

**Defensive Back

WEEKLY INACTIVES

Sept. 8	Indianapolis:	Michael Badgley, Cortez Broughton, Jatavis Brown, Jeremy Davis, Easton Stick, Roderic Teamer, Trevor Williams.
Sept. 15	at Detroit:	Michael Badgley, Cortez Broughton, Jatavis Brown, Michael Davis, Hunter Henry, Easton Stick, Roderic Teamer.
Sept. 22	Houston:	Michael Badgley, Cortez Broughton, Michael Davis, Emeke Egbule, Hunter Henry, Chris Peace, Easton Stick.
Sept. 29	at Miami:	Michael Badgley, Travis Benjamin, Virgil Green, Hunter Henry, Justin Jackson, Easton Stick, Mike Williams.
Oct. 6	Denver:	Nasir Adderley, Michael Badgley, Cortez Broughton, Hunter Henry, Melvin Ingram III, Justin Jackson, Easton Stick.
Oct. 13	Pittsburgh:	Nasir Adderley, Michael Badgley, Cortez Broughton, Melvin Ingram III, Justin Jackson, Andre Patton, Easton Stick.
Oct. 20	at Tennessee:	Nasir Adderley, Michael Badgley, Melvin Ingram III, Justin Jackson, Justin Jones, Brandon Mebane, Easton Stick.
Oct. 27	at Chicago:	Michael Badgley, Cortez Broughton, Jatavis Brown, Justin Jackson, Justin Jones, Brandon Mebane, Easton Stick.
Nov. 3	Green Bay:	Cortez Broughton, Jeremy Davis, Justin Jones, Brandon Mebane, Troymaine Pope, Easton Stick, Roderic Teamer.
Nov. 7	at Oakland:	Cortez Broughton, Jeremy Davis, Justin Jackson, Justin Jones, Easton Stick, Roderic Teamer, Sam Tevi.
Nov. 18	Kansas City*:	Jeremy Davis, Justin Jackson, T.Y. McGill Jr., Russell Okung, Easton Stick, Sam Tevi, Drue Tranquill.
Dec. 1	at Denver:	Tevaughn Campbell, Spencer Drango, Justin Jackson, Jason Moore, Easton Stick, Roderic Teamer, Sylvester Williams.
Dec. 8	at Jacksonville:	Tevaughn Campbell, Spencer Drango, Denzel Perryman, Trey Pipkins III, Easton Stick, Roderic Teamer, Jerry Tillery.
Dec. 15	Minnesota:	Spencer Drango, Jalen Guyton, Desmond King II, Trey Pipkins III, Easton Stick, Roderic Teamer, Sylvester Williams.
Dec. 21/22	Oakland:	
Dec. 29	at Kansas City:	

*Played at Estadio Azteca in Mexico City, Mexico.

SEASON TOTALS

Name	No.	Name	No.	Name	No.	Name	No.
Easton Stick	14	Spencer Drango	3	Virgil Green	1	Jerry Tillery	1
Michael Badgley	8	Melvin Ingram III	3	Jalen Guyton	1	Drue Tranquill	1
Cortez Broughton	8	Brandon Mebane	3	Desmond King II	1	Mike Williams	1
Justin Jackson	8	Tevaughn Campbell	2	T.Y. McGill Jr.	1	Trevor Williams	1
Roderic Teamer	7	Michael Davis	2	Jason Moore	1		
Jeremy Davis	4	Trey Pipkins III	2	Russell Okung	1		
Hunter Henry	4	Sam Tevi	2	Andre Patton	1		
Justin Jones	4	Sylvester Williams	2	Denzel Perryman	1		
Nasir Adderley	3	Travis Benjamin	1	Troymaine Pope	1		
Jatavis Brown	3	Emeke Egbule	1	Chris Peace	1		

CHARGERS AND OPPONENT WEEKLY LEADERS

REGULAR-SEASON WEEKLY LEADERS, LOS ANGELES CHARGERS

		Scoring	Pass Yds.	Carries	Rush Yds.	Catches	Rec. Yds.	Tackles (Solo)	Sacks
Sept. 8		Indianapolis: A.Ekeler 18	P.Rivers 333	A.Ekeler 12	A.Ekeler 58	K.Allen 8	K.Allen 123	K.White 13 (9)	2 tied with 1.0
Sept. 15	at	Detroit: A.Ekeler 6	P.Rivers 293	A.Ekeler 17	A.Ekeler 66	K.Allen 8	K.Allen 98	T.Davis 15 (9)	None –
Sept. 22		Houston: K.Allen 12	P.Rivers 318	A.Ekeler 9	A.Ekeler 36	K.Allen 13	K.Allen 183	T.Davis 9 (7)	B.Mebane 1.0
Sept. 29	at	Miami: 2 tied with 12	P.Rivers 310	A.Ekeler 18	A.Ekeler 60	3 tied with 5	D.Inman 76	2 tied with 6	D.King 2.5
Oct. 6		Denver: D.King 6	P.Rivers 211	M.Gordon 12	M.Gordon 31	A.Ekeler 15	A.Ekeler 86	2 tied with 9	3 tied with 1.0
Oct. 13		Pittsburgh: H.Henry 12	P.Rivers 320	M.Gordon 8	M.Gordon 18	H.Henry 8	H.Henry 100	J.Jones 8 (2)	None –
Oct. 20	at	Tennessee: C.McLaughlin 8	P.Rivers 329	M.Gordon 16	M.Gordon 32	A.Ekeler 7	A.Ekeler 118	T.Davis 11 (9)	J.Bosa 2.0
Oct. 27	at	Chicago: 2 tied with 6	P.Rivers 201	M.Gordon 8	M.Gordon 31	K.Allen 7	M.Williams 69	J.Bosa 12 (8)	J.Bosa 2.0
Nov. 3		Green Bay: M.Badgley 14	P.Rivers 294	M.Gordon 20	M.Gordon 80	H.Henry 7	M.Williams 111	T.Davis 6 (4)	2 tied with 1.5
Nov. 7	at	Oakland: 3 tied with 6	P.Rivers 207	M.Gordon 22	M.Gordon 198	K.Allen 8	K.Allen 68	2 tied with 13	M.Ingram 2.0
Nov. 18		Kansas City*: M.Badgley 9	P.Rivers 353	M.Gordon 14	M.Gordon 69	2 tied with 8	A.Ekeler 108	T.Davis 15 (10)	M.Ingram 1.0
Dec. 1	at	Denver: M.Badgley 8	P.Rivers 265	M.Gordon 20	M.Gordon 99	K.Allen 6	M.Williams 117	B.Facyson 9 (5)	None –
Dec. 8	at	Jacksonville: M.Badgley 9	P.Rivers 314	M.Gordon 12	A.Ekeler 101	2 tied with 5	A.Ekeler 112	D.Tranquill 10 (7)	J.Bosa 2.0
Dec. 15		Minnesota: M.Williams 6	P.Rivers 307	2 tied with 7	M.Gordon 28	K.Allen 9	K.Allen 99	D.James 9 (6)	None –
Dec. 21/22		Oakland:							
Dec. 29	at	Kansas City:							

*Played at Estadio Azteca in Mexico City, Mexico.

REGULAR-SEASON WEEKLY LEADERS, OPPONENT

		Scoring	Pass Yds.	Carries	Rush Yds.	Catches	Rec. Yds.	Tackles (Solo)	Sacks
Sept. 8		Indianapolis: T.Hilton 12	J.Brissett 190	M.Mack 25	M.Mack 174	T.Hilton 8	T.Hilton 87	2 tied with 7	3 tied with 1.0
Sept. 15	at	Detroit: K.Golladay 7	M.Stafford 245	K.Johnson 12	K.Johnson 12	K.Golladay 8	K.Golladay 117	T.Walker 10 (7)	2 tied with 0.5
Sept. 22		Houston: J.Akins 12	D.Watson 351	C.Hyde 10	C.Hyde 19	D.Hopkins 6	K.Stills 89	J.Joseph 9 (8)	J.Watt 2.0
Sept. 29	at	Miami: D.Parker 6	J.Rosen 180	K.Drake 9	K.Drake 44	D.Parker 4	D.Parker 70	R.Jones 9 (6)	T.Charlton 1.0
Oct. 6		Denver: B.McManus 8	J.Flacco 182	P.Lindsay 15	P.Lindsay 114	2 tied with 4	C.Sutton 92	K.Jackson 10 (8)	None –
Oct. 13		Pittsburgh: J.Conner 12	D.Hodges 132	B.Snell 17	B.Snell 75	J.Conner 7	J.Conner 78	D.Bush 7 (4)	2 tied with 0.5
Oct. 20	at	Tennessee: 3 tied with 6	R.Tannehill 312	D.Henry 22	D.Henry 90	2 tied with 6	C.Davis 80	R.Evans 10 (8)	J.Simmons 1.0
Oct. 27	at	Chicago: E.Pineiro 9	M.Trubisky 253	D.Montgomery 27	D.Montgomery 135	A.Robinson 5	A.Miller 67	K.Fuller 7 (7)	K.Mack 1.0
Nov. 3		Green Bay: J.Williams 6	A.Rodgers 161	A.Jones 8	A.Jones 30	D.Adams 7	A.Lazard 44	B.Martinez 12 (5)	P.Smith 1.0
Nov. 7	at	Oakland: 3 tied with 6	D.Carr 219	J.Jacobs 16	J.Jacobs 71	2 tied with 2	J.Richard 43	T.Whitehead 14 (6)	C.Ferrell 2.0
Nov. 18		Kansas City*: 3 tied with 6	P.Mahomes 182	D.Williams 11	P.Mahomes 59	T.Kelce 7	T.Kelce 92	A.Hitchens 10 (2)	2 tied with 1.0
Dec. 1	at	Denver: C.Sutton 12	D.Lock 134	P.Lindsay 17	P.Lindsay 58	2 tied with 4	C.Sutton 74	T.Davis 10 (4)	D.Wolfe 2.0
Dec. 8	at	Jacksonville: N.O'Leary 6	G.Minshew 162	L.Fournette 15	L.Fournette 50	D.Chark 9	D.Chark 75	D.Payne 16 (8)	C.Campbell 1.0
Dec. 15		Minnesota: M.Boone 12	K.Cousins 207	M.Boone 13	M.Boone 56	S.Diggs 4	S.Diggs 76	E.Kendricks 7 (5)	3 tied with 1.0
Dec. 21/22		Oakland:							
Dec. 29	at	Kansas City:							

*Played at Estadio Azteca in Mexico City, Mexico.

REGULAR-SEASON PLAYER PARTICIPATION

2019 Season Player	1 IND	2 at DET	3 HOU	4 at MIA	5 DEN	6 PIT	7 at TEN	8 at CHI	9 GB	10 at OAK	11 KC	13 at DEN	14 at JAX	15 MIN	16 OAK	17 at KC	Season Totals			
																	GP	GS	DNP	INA
Adderley, Nasir	SUB	SUB	SUB	SUB	INA	INA	INA	IR	IR	IR	IR	IR	IR	IR			4	0	0	3
Akins, Curtis	PS	WR	WR	WR	WR	WR	WR	WR	WR	WR	WR	WR	WR	WR			0	0	0	0
Allen, Keenan	WR	WR	WR	WR	WR	WR	WR	WR	WR	WR	WR	WR	WR	WR			14	14	0	0
Anderson, Stephen	PS	PS	PS	PS	SUB	PS	PS	PS	PS	PS	PS	PS	PS	PS			1	0	0	0
Badgley, Michael	INA	INA	INA	INA	INA	INA	INA	INA	SUB	SUB	SUB	SUB	SUB	SUB			6	0	0	8
Benjamin, Travis	3WR	SUB	3WR	INA	SUB	SUB	IR	IR	IR	IR	IR	IR	IR	IR			5	2	0	1
Bosa, Joey	DE	DE	DE	DE	DE	DE	DE	DE	DE	DE	DE	DE	DE	DE			14	14	0	0
Broughton, Cortez	INA	INA	INA	SUB	INA	INA	SUB	INA	INA	INA	NF/IL	NF/IL	NF/IL	NF/IL			2	0	0	8
Brown, Chris	PS	PS	PS	SUB	SUB	SUB	SUB	INA	SUB	SUB	LB	SUB	SUB	SUB			0	0	0	0
Brown, Jatavis	INA	INA	PS	SUB	SUB	SUB	SUB	INA	SUB	SUB	LB	SUB	SUB	SUB			11	1	0	3
Campbell, Tevaughn	PS	PS	PS	PS	PS	PS	PS	PS	PS	PS	PS	INA	INA	PS			0	0	0	2
Cantrell, Dylan	IR	IR	IR	IR	IR	IR	IR	IR	IR	IR	IR	IR	IR	IR			0	0	0	0
Culkin, Sean	SUB	2TE	SUB	TE	IR	IR	IR	IR	IR	IR	IR	IR	IR	IR			4	2	0	0
Davis Sr., Thomas	LB	LB	LB	LB	LB	LB	LB	LB	LB	LB	LB	LB	LB	LB			14	14	0	0
Davis, Jeremy	INA	SUB	SUB	SUB	SUB	SUB	3WR	SUB	INA	INA	INA	IR	IR	IR			7	1	0	4
Davis, Michael	LCB	INA	INA	LCB	LCB	LCB	LCB	LCB	LCB	LCB	LCB	SUS	SUS	LCB			10	10	0	2
Drango, Spencer	PS	PS	PS	PS	PS	PS	PS	PS	PS	PS	DNP	INA	INA	INA			0	0	1	3
Dzubnar, Nick	SUB	SUB	SUB	SUB	SUB	SUB	SUB	SUB	SUB	SUB	SUB	SUB	SUB	SUB			14	0	0	0
Egbule, Emeke	SUB	SUB	INA	SUB	SUB	SUB	SUB	SUB	SUB	SUB	SUB	SUB	SUB	SUB			13	0	0	1
Ekeler, Austin	RB	RB	RB	RB	2RB	SUB	SUB	SUB	SUB	2RB	SUB	SUB	SUB	RB			14	7	0	0
Facyson, Brandon	SUB	LCB	LCB	LCB	SUB	SUB	SUB	SUB	SUB	SUB	SUB	LCB	LCB	SUB			14	4	0	0
Feeney, Dan	LG	LG	LG	LG	LG	C	C	LG	LG	LG	LG	LG	LG	LG			14	14	0	0
Gordon III, Melvin	DNR	DNR	DNR	DNP	RB	RB	RB	RB	RB	RB	RB	RB	RB	RB			10	9	1	0
Green, Virgil	SUB	TE	TE	INA	TE	2TE	SUB	SUB	SUB	SUB	SUB	SUB	SUB	SUB			13	4	0	1
Groy, Ryan	PS	PS	PS	PS	PS	DNP	DNP	PS	PS	PS	DNP	SUB	SUB	SUB			2	0	3	0
Guyton, Jalen	PS	PS	PS	PS	PS	PS	PS	PS	PS	PS	PS	SUB	SUB	INA			0	0	0	1
Hall, Kemom	RCB	RCB	RCB	RCB	RCB	RCB	RCB	RCB	RCB	RCB	RCB	RCB	RCB	RCB			14	14	0	0
Hayward Jr., Casey	TE	INA	INA	INA	INA	TE	TE	TE	TE	TE	TE	TE	TE	TE			10	10	0	4
Henry, Hunter	PS	PS	PS	PS	PS	PS	PS	PS	PS	PS	PS	PS	PS	PS			0	0	0	0
Holland, Jeff	DE	DE	DE	DE	PS	PS	PS	PS	PS	PS	PS	PS	PS	PS			11	11	0	3
Ingram III, Melvin	SUB	SUB	SUB	WR	INA	IR	IR	IR	IR	IR	IR	IR	IR	IR			4	1	0	0
Inman, Dontrelle	SUB	SUB	SUB	INA	INA	INA	INA	INA	SUB	INA	INA	INA	SUB	SUB			6	0	0	8
Jackson, Justin	IR	IR	IR	IR	IR	IR	IR	IR	IR	IR	IR	S	S	S			3	3	0	0
James Jr., Derwin	S	S	S	S	S	S	S	S	S	S	S	S	S	S			14	14	0	0
Jenkins, Rayshawn	PS	PS	PS	PS	PS	PS	PS	PS	PS	PS	PS	PS	PS	PS			0	0	0	0
Jefferson, Malik	PS	PS	PS	PS	PS	PS	PS	PS	PS	PS	PS	PS	PS	PS			0	0	0	0
Johnson, Anthony	PS	PS	PS	PS	PS	PS	PS	PS	PS	PS	PS	PS	PS	PS			0	0	0	0
Johnson, Dontae	SUB	SUB	SUB	IR	IR	IR	IR	IR	IR	IR	IR	IR	IR	IR			2	0	0	0
Johnson, Tre'Von	IR	IR	IR	IR	IR	IR	IR	IR	IR	IR	IR	IR	IR	IR			0	0	0	0
Johnson, P.J.	PS	PS	PS	PS	PS	PS	PS	PS	PS	PS	PS	PS	PS	PS			0	0	0	0
Johnson, Tyron	PS	PS	PS	PS	PS	PS	PS	PS	PS	PS	PS	PS	PS	PS			0	0	0	0
Jones, Justin	DT	DT	DT	DT	DT	DT	INA	INA	INA	INA	DT	DT	DT	DT			10	10	0	4
Kendricks, Lance	PS	PS	PS	PS	PS	PS	PS	PS	PS	PS	PS	PS	PS	PS			10	1	2	0
King II, Desmond	3CB	3CB	3CB	3CB	SUB	3CB	SUB	DB	3CB	SUB	SUB	SUB	SUB	INA			13	8	0	1
Lamp, Forrest	SUB	SUB	SUB	SUB	SUB	LG	LG	IR	IR	IR	IR	IR	IR	IR			7	2	0	0
Lanier II, Anthony	PS	PS	PS	PS	PS	PS	PS	PS	PS	PS	PS	PS	PS	PS			0	0	0	0
Long, Ty	SUB	SUB	SUB	SUB	SUB	SUB	SUB	SUB	SUB	SUB	SUB	SUB	SUB	SUB			14	0	0	0
Luani, Shalom	PS	PS	PS	PS	PS	PS	PS	PS	PS	PS	PS	PS	PS	PS			3	0	0	0
Martin, Koda	IR	IR	IR	IR	IR	IR	IR	IR	IR	IR	IR	IR	IR	IR			0	0	0	0
Mayle, Vince	IR	IR	IR	IR	IR	IR	IR	IR	IR	IR	IR	IR	IR	IR			0	0	0	0
Mazza, Cole	SUB	SUB	SUB	SUB	SUB	SUB	SUB	SUB	SUB	SUB	SUB	SUB	SUB	SUB			14	0	0	0
McGill Jr., T.Y.	PS	PS	PS	PS	PS	PS	PS	PS	PS	PS	PS	PS	PS	PS			3	0	1	1
McLaughlin, Chase	PS	PS	PS	PS	PS	PS	PS	PS	PS	PS	PS	PS	PS	PS			4	0	0	0
Mebane, Brandon	NT	NT	NT	NT	NT	NT	INA	INA	INA	NT	NT	NT	NT	NT			11	11	0	3
Meeks, Quenton	PS	PS	PS	PS	PS	PS	PS	PS	PS	PS	PS	PS	PS	PS			0	0	0	0
Moore, Jason	PS	PS	PS	PS	PS	PS	SUB	SUB	SUB	SUB	SUB	INA	SUB	SUB			8	0	0	1
Newsome, Detrez	PS	PS	PS	PS	PS	PS	PS	PS	PS	PS	PS	PS	PS	PS			0	0	0	0
Nwosu, Uchenna	SUB	SUB	SUB	SUB	DE	DE	DE	SUB	SUB	SUB	SUB	SUB	SUB	SUB			14	3	0	0
Okung, Russell	NF/IL	NF/IL	NF/IL	NF/IL	NF/IL	NF/IL	NF/IL	NF/IL	LT	LT	LT	LT	LT	LT			6	6	0	1
Patton, Andre	PS	PS	PS	SUB	SUB	INA	SUB	3WR	3WR	SUB	SUB	3WR	3WR	SUB			11	4	0	1
Peace, Chris	SUB	INA	INA	INA	INA	INA	INA	INA	INA	INA	INA	INA	INA	INA			1	0	0	1
Perryman, Denzel	SUB	SUB	LB	LB	LB	LB	LB	LB	LB	DNP	SUB	SUB	INA	LB			12	8	1	1
Phillips, Adrian	S	S	IR	IR	IR	IR	IR	IR	IR	IR	IR/DFR	SUB	SUB	3S			5	3	0	0
Pickett, Adarius	PS	PS	PS	PS	PS	PS	PS	PS	PS	PS	PS	PS	PS	PS			0	0	0	0
Pipkins III, Trey	SUB	SUB	SUB	SUB	SUB	SUB	SUB	SUB	SUB	SUB	LT	DNP	INA	INA			11	1	1	2
Pope, Troymaine	SUB	DNP	SUB	SUB	SUB	SUB	SUB	SUB	INA	SUB	SUB	SUB	SUB	SUB			12	0	1	1
Pouncey, Mike	C	C	C	C	C	C	IR	IR	IR	IR	IR	IR	IR	IR			5	5	0	0
Quessenberry, Scott	SUB	SUB	SUB	SUB	SUB	SUB	SUB	C	C	C	C	C	C	C			14	7	0	0
Rivers, Philip	QB	QB	QB	QB	QB	QB	QB	QB	QB	QB	QB	QB	QB	QB			14	14	0	0
Rochell, Isaac	SUB	SUB	SUB	SUB	SUB	SUB	SUB	SUB	SUB	SUB	SUB	SUB	SUB	SUB			14	0	0	0
Russell, KeiVarae	PS	PS	PS	PS	PS	PS	PS	PS	PS	PS	PS	PS	PS	PS			0	0	0	0
Schofield III, Michael	RG	RG	RG	RG	RG	RG	RG	RG	RG	RG	RG	RG	RG	RG			14	14	0	0
Scott, Artavis	PS	PS/INJ	PS/INJ	PS/INJ	PS/INJ	PS/INJ	PS/INJ	PS/INJ	PS/INJ	PS/INJ	PS/INJ	PS/INJ	PS/INJ	PS/INJ			0	0	0	0
Scott, Trent	LT	LT	LT	LT	LT	LT	LT	LT	LT	LT	LT	LT	LT	LT			14	10	0	0
Sokol, Matt	PS	PS	PS	PS	PS	PS	PS	PS	PS	PS	PS	PS	PS	PS			0	0	0	0
Square, Damion	SUB	SUB	SUB	SUB	SUB	SUB	NT	NT	NT	DT	SUB	SUB	SUB	SUB			14	4	0	0
St. Louis, Tyree	PS	PS	PS	PS	PS	PS	PS	PS	PS	PS	PS	PS	PS	PS			0	0	0	0
Stick, Easton	INA	INA	INA	INA	INA	INA	INA	INA	INA	INA	INA	INA	INA	INA			0	0	0	14
Taylor, Tyrod	SUB	SUB	SUB	SUB	SUB	SUB	DNP	DNP	DNP	DNP	DNP	SUB	SUB	DNP			7	0	7	0
Teamer, Roderic	INA	INA	S	S	S	S	S	S	S	INA	INA	INA	INA	INA			7	6	0	7
Tevi, Sam	RT	RT	RT	RT	RT	RT	RT	RT	RT	RT	RT	RT	RT	RT			12	12	0	2
Tillery, Jerry	SUB	SUB	SUB	SUB	SUB	SUB	DT	DT	DT	SUB	SUB	SUB	INA	SUB			13	3	0	1
Toner, Cole	PS	PS	PS	PS	PS	PS	PS	PS	PS	PS	PS	PS	PS	PS			0	0	0	0
Tranquill, Drue	SUB	SUB	SUB	SUB	SUB	SUB	SUB	SUB	SUB	LB	INA	LB	LB	SUB			13	3	0	1
Vollert, Andrew	IR	IR	IR	IR	IR	IR	IR	IR	IR	IR	IR	IR	IR	IR			0	0	0	0
Watkins, Jaylen	SUB	SUB	SUB	SUB	SUB	SUB	SUB	SUB	S	S	CB	SUB	SUB	SUB			14	3	0	0
Watt, Derek	SUB	SUB	SUB	SUB	SUB	SUB	SUB	SUB	SUB	SUB	FB	SUB	SUB	FB			14	2	0	0
White, Kyzir	LB	LB	LB	LB	LB	LB	LB	LB	LB	LB	LB	LB	LB	LB			14	7	0	0
Williams, Mike	WR	WR	WR	INA	WR	WR	WR	WR	WR	WR	WR	WR	WR	WR			13	13	0	1
Williams, Sylvester	PS	PS	PS	PS	PS	PS	PS	PS	PS	PS	PS	PS	PS	PS			5	0	0	2
Williams, Trevor	INA	IR	IR	IR	IR	IR	IR	IR	IR	IR	IR	IR	IR	IR			0	0	0	1

STARTERS FOR

2019 REGULAR-SEASON SINGLE-GAME HIGHS

INDIVIDUAL

Passing

Longest Scoring Pass – 84, P.Rivers to A.Ekeler, Dec. 8 at Jacksonville
Longest Non-Scoring Pass – 56, P.Rivers to M.Williams, Nov. 3 vs. Green Bay
Most Passing Attempts – 52, P.Rivers, Nov. 18 vs. Kansas City
Most Completions – 32, P.Rivers, Oct. 6 vs. Denver
Most Passing Yards – 353, P.Rivers, Nov. 18 vs. Kansas City
Most Passing Touchdowns – 3, twice, most recently
P.Rivers, Dec. 8 at Jacksonville
Highest Completion Percentage (min. 20 att.) – 80.0, P.Rivers,
Sept. 29 at Miami
Highest Passer Rating (min. 20 att.) – 154.4, P.Rivers, Dec. 8 at Jacksonville

Rushing

Longest Scoring Run – 19, M.Gordon, Oct. 27 at Chicago
Longest Non-Scoring Run – 35, A.Ekeler, Dec. 8 at Jacksonville
Most Rushing Attempts – 22, M.Gordon, Nov. 7 at Oakland
Most Rushing Yards – 108, M.Gordon, Nov. 7 at Oakland
Most Rushing Touchdowns – 2, M.Gordon, Nov. 3 vs. Green Bay

Receiving

Most Receptions – 15, A.Ekeler, Oct. 6 vs. Denver
Most Receiving Yards – 183, K.Allen, Sept. 22 vs. Houston
Most Receiving Touchdowns – 2, three times, most recently
H.Henry, Oct. 13 vs. Pittsburgh

Total Offense

Most Total Yards from Scrimmage – 213, A.Ekeler, Dec. 8 at Jacksonville
Most Touchdowns – 3, A.Ekeler, Sept. 8 vs. Indianapolis

Special Teams

Longest Punt – 60, T.Long, Sept. 22 vs. Houston
Longest Field Goal – 51, T.Long, Sept. 29 at Miami
Most Attempted Field Goals – 5, M.Badgley, Nov. 3 vs. Green Bay
Most Made Field Goals – 4, M.Badgley, Nov. 3 vs. Green Bay

Returns

Longest Kickoff Return – 43, D.King, Sept. 8 vs. Indianapolis
Longest Punt Return – 68t, D.King, Oct. 6 vs. Denver
Longest Interception Return – 37, C.Hayward, Oct. 27 at Chicago
Longest Fumble Return – None

Defense

Most Interceptions – 1, 10 times, most recently
M.Ingram, Dec. 15 vs. Minnesota
Most Tackles – 15, twice, most recently T.Davis,
Nov. 18 vs. Kansas City in Mexico City
Most Solo Tackles – 10, T.Davis, Nov. 18 vs. Kansas City in Mexico City
Most Sacks – 2.5, D.King, Sept. 29 at Miami
Most Passes Defensed – 3, C.Hayward, Oct. 27 at Chicago

TEAM

Most, Offense

First Downs – 27, Dec. 8 at Jacksonville
Rushing Attempts – 38, Nov. 3 vs. Green Bay
Rushing Yards – 195, Dec. 8 at Jacksonville
Rushing Touchdowns – 2, twice, most recently Dec. 8 at Jacksonville
Passing Attempts – 52, Nov. 18 vs. Kansas City
Completions – 32, Oct. 6 vs. Denver
Net Passing Yards – 353, Nov. 18 vs. Kansas City
Touchdowns Thrown – 4, Dec. 8 at Jacksonville
Offensive Plays – 73, Nov. 18 vs. Kansas City
Total Offense – 525, Dec. 8 at Jacksonville
Time of Possession – 37:36, Sept. 29 at Miami

Most, Turnovers

Turnovers – 7, Dec. 15 vs. Minnesota
Interceptions Thrown – 4, Nov. 18 vs. Kansas City
Fumbles – 5, Dec. 15 vs. Minnesota
Fumbles Lost – 4, Dec. 15 vs. Minnesota

Longest Scoring Drives

Plays – 16, twice, most recently Nov. 7 at Oakland
Yards – 94, Oct. 20 at Tennessee
Time – 10:33, Sept. 29 at Miami

Shortest Scoring Drives

Plays – 2, Dec. 8 at Jacksonville
Yards – 15, twice, most recently Sept. 29 at Miami
Time – 0:18, Dec. 8 at Jacksonville

Fewest, Defense

First Downs Allowed – 13, three times, most recently Dec. 1 at Denver
Rushing Attempts Allowed – 11, Nov. 3 vs. Green Bay
Rushing Yards Allowed – 39, Sept. 22 vs. Houston
Passing Attempts Allowed – 20, twice, most recently Oct. 13 vs. Pittsburgh
Completions Allowed – 14, Oct. 6 vs. Denver
Net Passing Yards Allowed – 132, Oct. 13 vs. Pittsburgh
Total Plays Allowed – 47, Sept. 29 at Miami
Total Yards Allowed – 184, Nov. 3 vs. Green Bay

Most, Defense

Takeaways – 2, twice, most recently Oct. 27 at Chicago
Interceptions – 2, Sept. 15 at Detroit
Fumbles Forced – 2, Sept. 29 at Miami
Fumbles Recovered – 1, three times, most recently Oct. 27 at Chicago
Passes Defensed – 7, Oct. 27 at Chicago
Sacks – 5, Sept. 29 at Miami

GAME-BY-GAME PASSES DEFENSED

Sept. 8		Indianapolis:	Casey Hayward Jr. (1).
Sept. 15	at	Detroit:	Thomas Davis Sr. (1), Casey Hayward Jr. (1), Rayshawn Jenkins (1).
Sept. 22		Houston:	Brandon Facyson (1), Casey Hayward Jr. (1), Desmond King II (1).
Sept. 29	at	Miami:	Michael Davis (1).
Oct. 6		Denver:	Michael Davis (1), Justin Jones (1), Kyzir White (1).
Oct. 13		Pittsburgh:	Rayshawn Jenkins (1).
Oct. 20	at	Tennessee:	Michael Davis (1), Uchenna Nwosu (1), Damion Square (1), Roderic Teamer (1).
Oct. 27	at	Chicago:	Casey Hayward Jr. (3), Rayshawn Jenkins (1), Damion Square (1), Roderic Teamer (1), Drue Tranquill (1).
Nov. 3		Green Bay:	Michael Davis (1), Desmond King II (1).
Nov. 7	at	Oakland:	Michael Davis (1), Melvin Ingram III (1).
Nov. 18		Kansas City*:	Michael Davis (1), Melvin Ingram III (1), Rayshawn Jenkins (1).
Dec. 1	at	Denver:	Denzel Perryman (1), Kyzir White (1).
Dec. 8	at	Jacksonville:	Casey Hayward Jr. (1), Derwin James Jr. (1), Isaac Rochell (1).
Dec. 15		Minnesota:	Michael Davis (2), Melvin Ingram III (1), Jaylen Watkins (1).
Dec. 21/22		Oakland:	
Dec. 29	at	Kansas City:	

*Played at Estadio Azteca in Mexico City, Mexico.

SEASON TOTALS (40)

Name	No.	Name	No.
Michael Davis	8	Derwin James Jr.	1
Casey Hayward Jr.	7	Justin Jones	1
Rayshawn Jenkins	4	Uchenna Nwosu	1
Melvin Ingram III	3	Denzel Perryman	1
Desmond King II	2	Isaac Rochell	1
Damion Square	2	Drue Tranquill	1
Roderic Teamer	2	Jaylen Watkins	1
Kyzir White	2		
Thomas Davis Sr.	1		
Brandon Facyson	1		

GAME-BY-GAME SACKS

Sept. 8		Indianapolis:	Joey Bosa (1.0-8), Melvin Ingram III (1.0-9).
Sept. 15	at	Detroit:	None.
Sept. 22		Houston:	Brandon Mebane (1.0-5), Joey Bosa (0.5-4.5), Thomas Davis Sr. (0.5-4.5)
Sept. 29	at	Miami:	Desmond King II (2.5-14), Isaac Rochell (1.0-1), Joey Bosa (0.5-2), Thomas Davis Sr. (0.5-1), Jerry Tillery (0.5-1).
Oct. 6		Denver:	Joey Bosa (1.0-6), Uchenna Nwosu (1.0-10), Jerry Tillery (1.0-7).
Oct. 13		Pittsburgh:	None.
Oct. 20	at	Tennessee:	Joey Bosa (2.0-17).
Oct. 27	at	Chicago:	Joey Bosa (2.0-13), Roderic Teamer (1.0-0).
Nov. 3		Green Bay:	Joey Bosa (1.5-12), Melvin Ingram III (1.5-10).
Nov. 7	at	Oakland:	Melvin Ingram III (2.0-10), Uchenna Nwosu (1.0-8).
Nov. 18		Kansas City*:	Melvin Ingram III (1.0-2).
Dec. 1	at	Denver:	None.
Dec. 8	at	Jacksonville:	Joey Bosa (2.0-7).
Dec. 15		Minnesota:	None.
Dec. 21/22		Oakland:	
Dec. 29	at	Kansas City:	

*Played at Estadio Azteca in Mexico City, Mexico.

SEASON TOTALS (26.0 – 152)

Name	No.	Yards
Joey Bosa	10.5	69.5
Melvin Ingram III	6.5	39
Desmond King II	2.5	14
Uchenna Nwosu	2.0	18
Jerry Tillery	1.5	8
Thomas Davis Sr.	1.0	5.5
Brandon Mebane	1.0	5
Isaac Rochell	1.0	1
Roderic Teamer	1.0	0

ALL-TIME SERIES HISTORY

Franchise	REGULAR SEASON						POSTSEASON					PRESEASON		
	W	L	T	Pct.	PF	PA	W	L	Pct.	PF	PA	W	L	T
Arizona Cardinals ¹	10	4	0	.714	367	277	0	0	–			14	11	0
Atlanta Falcons	2	8	0	.200	130	213	0	0	–			4	2	0
Baltimore Ravens	5	7	0	.417	236	253	1	0	1.000	23	17	0	0	0
Buffalo Bills	24	10	2	.706	899	609	1	2	.333	27	57	0	1	0
Carolina Panthers	1	5	0	.167	93	147	0	0	–			0	0	0
Chicago Bears	6	7	0	.462	249	220	0	0	–			4	3	0
Cincinnati Bengals	20	14	0	.588	814	743	1	1	.500	34	37	0	0	0
Cleveland Browns ²	17	9	1	.648	650	512	0	0	–			1	0	1
Dallas Cowboys	5	6	0	.455	261	256	0	0	–			9	7	0
Denver Broncos	52	67	1	.437	2,573	2,546	0	1	.000	17	24	5	2	0
Detroit Lions	7	5	0	.583	254	263	0	0	–			0	1	0
Green Bay Packers	2	10	0	.167	212	353	0	0	–			2	1	1
Houston Texans	5	2	0	.714	184	127	0	0	–			1	0	0
Indianapolis Colts ³	17	10	0	.630	646	473	2	1	.667	71	76	2	2	0
Jacksonville Jaguars	8	3	0	.727	336	188	0	0	–			0	0	0
Kansas City Chiefs ⁴	55	62	1	.470	2,380	2,610	1	0	1.000	17	0	5	2	0
Los Angeles Rams ⁵	5	7	0	.417	313	325	0	0	–			19	18	0
Miami Dolphins	14	16	0	.467	675	656	2	2	.500	76	124	3	1	0
Minnesota Vikings	6	7	0	.462	310	318	0	0	–			3	11	1
New England Patriots ⁶	14	22	2	.389	747	904	1	3	.250	112	96	5	2	0
New Orleans Saints	7	5	0	.583	323	234	0	0	–			4	5	0
New York Giants	7	5	0	.583	319	281	0	0	–			5	3	0
New York Jets ⁷	22	12	1	.647	996	705	0	2	.000	31	37	4	2	1
Oakland Raiders ⁸	54	63	2	.462	2,579	2,589	0	1	.000	27	34	7	7	0
Philadelphia Eagles	7	5	0	.583	235	242	0	0	–			3	1	0
Pittsburgh Steelers	8	23	0	.258	575	797	2	1	.667	72	76	1	2	0
San Francisco 49ers	8	6	0	.571	323	374	0	1	.000	26	49	22	26	0
Seattle Seahawks	25	26	0	.490	1,067	1,066	0	0	–			5	12	0
Tampa Bay Buccaneers	8	3	0	.727	300	212	0	0	–			0	0	0
Tennessee Titans ⁹	27	15	1	.643	1,108	944	1	3	.250	50	57	7	3	0
Washington Redskins	4	7	0	.364	239	268	0	0	–			1	0	0
ALL-TIME TOTALS	452	451	11	.501	20,393	19,705	12	18	.400	583	684	136	125	4

Note: Prior to 1972, tie games were not included in winning percentage.

1–Known as St. Louis Cardinals (1960-87) and Phoenix Cardinals (1988-93)

2–Did not play from 1996-98 after relocation to Baltimore, but rejoined as an expansion franchise in 1999

3–Known as Baltimore Colts (1960-83)

4–Known as Dallas Texans (1960-62)

5–Known as Los Angeles Rams (1960-94 and 2016-present) and St. Louis Rams (1995-2015)

6–Known as Boston Patriots (1960-70)

7–Known as Titans of New York (1960-62)

8–Known as Oakland Raiders (1960-81 and 1995-present) and Los Angeles Raiders (1982-94)

9–Known as Houston Oilers (1960-96) and Tennessee Oilers (1997-98)

RECORDS



INDIVIDUAL RECORDS

POINTS

Most, Career

1,076	John Carney, 1990-00
918	LaDainian Tomlinson, 2001-09
889	Nate Kaeding, 2004-12

Most, Season

186	LaDainian Tomlinson, 2006
146	Nate Kaeding, 2009
144	Nick Novak, 2013

Most, Season, Rookie

114	Nate Kaeding, 2004
106	Josh Lambo, 2015
	Dennis Partee, 1968
94	Herb Travenio, 1965

Most, Game

30	Kellen Winslow at Oakland Nov. 22, 1981
24	(9x) Last: D. Woodhead vs. Miami Dec. 20, 2015
19	Greg Davis at Oakland Oct. 5, 1997

TOUCHDOWNS

Most Seasons Leading League

3	Lance Alworth, 1964, 1965, 1966
1	LaDainian Tomlinson, 2006

Most, Career

153	LaDainian Tomlinson, 2001-09
116	Antonio Gates, 2003-18
83	Lance Alworth, 1962-70

Most, Season

31	LaDainian Tomlinson, 2006
20	LaDainian Tomlinson, 2005
19	Chuck Muncie, 1981

Most, Game

5	Kellen Winslow at Oakland Nov. 22, 1981
4	(9x) Last: D. Woodhead vs. Miami Dec. 20, 2015
3	(44x) Last: A. Ekeler vs. Ind. Sept. 8, 2019

Most Consecutive Games

18	LaDainian Tomlinson, 2004-05
10	LaDainian Tomlinson, 2006
9	Antonio Gates, 2009-10
	Natrone Means, 1993-94
	Lance Alworth, 1963

POINTS AFTER TOUCHDOWN

Most, Career

349	Nate Kaeding, 2004-12
328	Rolf Benirschke, 1977-86
293	John Carney, 1990-00

Most, Season

58	Nate Kaeding, 2006
55	Rolf Benirschke, 1981
54	Nate Kaeding, 2004

Most, Game

7	(6x) Last: Nate Kaeding vs. Den. Dec. 28, 2008
6	(29x) Last: M. Badgley vs. Ariz. Nov. 25, 2018
5	(53x) Last: M. Badgley at Clev. Oct. 15, 2018

Most Consecutive

250	Nate Kaeding, 2004-09
128	Nick Novak, 2011-14
87	Rolf Benirschke, 1983-86

Most Attempts, Career

352	Rolf Benirschke, 1977-86
351	Nate Kaeding, 2004-12
298	John Carney, 1990-00

Most Attempts, Season

61	Rolf Benirschke, 1981
58	Nate Kaeding, 2006
55	Nate Kaeding, 2004
	Bob Thomas, 1985

Most Attempts, Game

8	Rolf Benirschke at Oakland Nov. 22, 1981
7	(6x) Last: N. Kaeding vs. Den. Dec. 28, 2008
6	(37x) Last: N. Novak vs. Buffalo Nov. 19, 2017

TWO-POINT CONVERSIONS

Most, Career

3	Ronnie Harmon, 1990-95
2	Ladarius Green, 2012-15
	Legedu Naanee, 2007-10
	Dave Kocourek, 1960-65
	Antonio Gates, 2003-18
	Melvin Gordon, 2015-18

Most, Season

3	Ronnie Harmon, 1994
2	Melvin Gordon, 2018
	Antonio Gates, 2018
1	(28x) Last: Casey Hayward at Broncos Dec. 30, 2018

Most, Game

2	Ladarius Green vs. Oakland Oct. 25, 2015
1	(31x) Last: Casey Hayward at Broncos Dec. 30, 2018

FIELD GOALS

Most, Career

261	John Carney, 1990-00
180	Nate Kaeding, 2004-12
146	Rolf Benirschke, 1977-86

Most, Season

34	Nick Novak, 2013
	John Carney, 1994
32	Nate Kaeding, 2009
31	John Carney, 1993, 1999

Most, Game

6	(3x) Last: Greg Davis at Oakland Oct. 5, 1997
5	(11x) Last: Nate Kaeding at Oak. Sept. 10, 2012
4	(35x) Last: M. Badgley vs. GB Nov. 3, 2019
	(3x) Last: Greg Davis at Oakland Oct. 5, 1997
	(10x) Last: Nate Kaeding at Oak. Sept. 10, 2012
4	(24x) Last: M. Badgley vs. Cin. Dec. 9, 2018

Highest Percentage, Career (min. 100 att.)

.870	Nate Kaeding, 2004-12 (180 of 207)
.846	Nick Novak, 2011-14, 17 (110 of 130)
.816	John Carney, 1990-00 (261 of 320)

Highest Percentage, Season (min. 14 att.)

.938	Michael Badgley, 2018 (15 of 16)
.919	Nick Novak, 2013 (34 of 37)
.914	Nate Kaeding, 2009 (32 of 35)

Most Consecutive

32	Nick Novak, 2013-14
29	John Carney, 1992-93
22	Nate Kaeding, 2009-10

Most Attempts, Career

320	John Carney, 1990-00
208	Rolf Benirschke, 1977-86
207	Nate Kaeding, 2004-12

Most Attempts, Season

40	John Carney, 1993
38	John Carney, 1994
37	Nick Novak, 2013

Most Attempts, Game

7	Dick Van Raaphorst at N.Y. Jets Oct. 8, 1966
6	(6x) Last: Steve Christie vs. Den. Dec. 1, 2002
5	(25x) Last: N. Novak vs. Buffalo Nov. 19, 2017

Longest

59	Michael Badgley vs. Cincinnati Dec. 9, 2018
57	Nate Kaeding at Tampa Bay Dec. 21, 2008
55	Nate Kaeding vs. Kansas City Nov. 29, 2009

RUSHING YARDS

Most Seasons Leading League

2	LaDainian Tomlinson, 2006, 2007
1	Dick Post, 1968
	Paul Lowe, 1965

Most, Career

12,490	LaDainian Tomlinson, 2001-09
4,972	Paul Lowe, 1960-68
4,297	Marion Butts, 1989-93

Most, Season

1,815	LaDainian Tomlinson, 2006
1,683	LaDainian Tomlinson, 2002
1,645	LaDainian Tomlinson, 2003

Most, Game

243	LaDainian Tomlinson vs. Oakl. Dec. 28, 2003
220	LaDainian Tomlinson vs. Denver Dec. 1, 2002
217	LaDainian Tomlinson vs. N.E. Sept. 29, 2002
	Gary Anderson vs. Kansas City, Dec. 18, 1988

Longest Run

87t	Melvin Gordon at New England Oct. 29, 2017
87t	Paul Lowe at Dallas Sept. 10, 1961
86t	Keith Lincoln at Oakland, Sept. 30, 1962
85t	L. Tomlinson vs. Kansas City Dec. 17, 2006

RUSHING TOUCHDOWNS

Most Seasons Leading League

3	LaDainian Tomlinson, 2004, 2006, 2007
---	---------------------------------------

Most, Career

138	LaDainian Tomlinson, 2001-09
43	Chuck Muncie, 1980-84
38	Paul Lowe, 1960-67

Most, Season

28	LaDainian Tomlinson, 2006
19	Chuck Muncie, 1981
18	LaDainian Tomlinson, 2005

Most, Game

4	LaDainian Tomlinson vs. Oak., Oct. 14, 2007
	L. Tomlinson at Cincinnati, Nov. 12, 2006
	L. Tomlinson at San Francisco, Oct. 15, 2006
	Chuck Muncie vs. Denver, Nov. 29, 1981
	Clarence Williams vs. Buffalo, Sept. 16, 1979
3	(22x), Last: M. Gordon at Clev. Oct. 15, 2018
2	(115x), Last: M. Gordon vs. G.B. Nov. 3, 2019

RUSHING AVERAGE

Highest, Career (minimum 500 att.)

4.90	Paul Lowe, 1960-68
4.71	Keith Lincoln, 1961-66, 68
4.43	Dick Post, 1967-70

Highest, Season (minimum 100 att.)

6.45	Keith Lincoln, 1963
6.29	Paul Lowe, 1960
5.71	Paul Lowe, 1963

Highest, Game (minimum 10 att.)

14.7	Michael Turner at Denver Oct. 7, 2007
13.8	Keith Lincoln at Oakland Sept. 30, 1962
12.7	Keith Lincoln at Kansas City Oct. 20, 1963

RUSHING ATTEMPTS

Most Seasons Leading League

1	Paul Lowe, 1965
---	-----------------

Most, Career

2,880	LaDainian Tomlinson, 2001-09
1,036	Melvin Gordon, 2015-19
1,031	Marion Butts, 1989-93

Most, Season

372	LaDainian Tomlinson, 2002
348	LaDainian Tomlinson, 2006
343	Natrone Means, 1994

Most, Game

39	LaDainian Tomlinson at Oakland Oct. 20, 2002
	Marion Butts at Kansas City Dec. 17, 1989
37	(3x) Last: L. Tomlinson at Oak. Nov. 21, 2004
36	L. Tomlinson vs. Washington, Sept. 9, 2001
	Gary Brown at Oakland, Oct. 5, 1997

PASS ATTEMPTS

Most Seasons Leading League

1	Philip Rivers, 2015
---	---------------------

Most, Career

7,506	Philip Rivers, 2004-19
5,604	Dan Fouts, 1973-87
3,640	John Hadl, 1962-72



Most, Season

661	Philip Rivers, 2015
609	Dan Fouts, 1981
589	Dan Fouts, 1980

Most, Game

65	Philip Rivers at Green Bay Oct. 18, 2015
58	Philip Rivers vs. Oakland Oct. 25, 2015
	Mark Herrmann at Kansas City Dec. 22, 1985
56	Dan Fouts vs. Miami Nov. 18 1984 (OT)

PASS COMPLETIONS**Most Seasons Leading League**

1	Philip Rivers, 2015
---	---------------------

Most, Career

4,850	Philip Rivers, 2004-19
3,297	Dan Fouts, 1973-1987
1,824	John Hadl, 1962-1972

Most, Season

437	Philip Rivers, 2015
379	Philip Rivers, 2014
378	Philip Rivers, 2013

Most, Game

43	Philip Rivers at Green Bay Oct. 18, 2015
38	Philip Rivers vs. Oakland Oct. 25, 2015
37	Mark Herrmann at Kansas City Dec. 22, 1985
	Dan Fouts vs. Miami Nov. 18, 1984 (OT)

Most Consecutive

25	Philip Rivers vs. Arizona Nov. 25, 2018
22	Philip Rivers vs. Detroit Sept. 13, 2015 and at Cincinnati Sept. 20, 2015
20	Philip Rivers vs. Detroit Sept. 13, 2015

COMPLETION PERCENTAGE**Most Seasons Leading League**

1	Philip Rivers, 2013
---	---------------------

Highest, Career (minimum 500 att.)

.646	Philip Rivers, 2004-19
.622	Drew Brees, 2001-05
.588	Dan Fouts, 1973-87

Highest, Season (minimum 140 att.)

.695	Philip Rivers, 2013
.683	Philip Rivers, 2018
.665	Philip Rivers, 2014

Highest, Game (minimum 20 att.)

.966	Philip Rivers vs. Ariz. Nov. 25, 2018 (28 of 29)
.900	Philip Rivers vs. K.C. Nov. 1, 2012 (18 of 20)
.880	Drew Brees vs. Oak. Oct. 31, 2004 (22 of 25)

PASSING YARDS**Most Seasons Leading League**

4	Dan Fouts, 1979, 1980, 1981, 1982
3	John Hadl, 1965, 1968, 1971
1	Philip Rivers, 2010

Most, Career

58,711	Philip Rivers, 2004-19
43,040	Dan Fouts, 1973-87
26,938	John Hadl, 1962-72

Most, Season

4,802	Dan Fouts, 1981
4,792	Philip Rivers, 2015
4,715	Dan Fouts, 1980

Most, Game

503	Philip Rivers at Green Bay Oct. 18, 2015
455	Philip Rivers at Seattle Sept. 26, 2010
444	Dan Fouts at San Francisco Dec. 11, 1982
	Dan Fouts vs. New York Giants Oct. 19, 1980

Most Games 300 Yards or More, Career

70	Philip Rivers, 2004-19
51	Dan Fouts, 1973-87
16	John Hadl, 1962-72

Most Games 300 Yards or More, Season

8	Philip Rivers, 2015, 2019, Dan Fouts, 1980
7	Dan Fouts, 1981, 1985
6	Philip Rivers, 2017, 2016, 2012, 2011, 2010
	Dan Fouts, 1979

Most Consecutive Games, 300 Yards or More

5	Philip Rivers, 2015
4	Dan Fouts, 1980-81, 1979
3	Philip Rivers, 2017, 2016, 2010-11
	Dan Fouts, 1985, 1980
	John Hadl, 1967

Most Games 400 Yards or More, Career

11	Philip Rivers, 2004-18
6	Dan Fouts, 1973-87
1	Jim Harbaugh, 1999-00

Longest Completion

99t	Stan Humphries at Seattle Sept. 18, 1994
91t	Jack Kemp at Denver Nov. 12, 1961
88t	Ed Luther vs. Chicago Dec. 3, 1984

TOUCHDOWN PASSES**Most Seasons Leading League**

2	John Hadl, 1968, 1971
	Dan Fouts, 1981, 1982
1	Philip Rivers, 2008 (tied with Drew Brees)

Most, Career

395	Philip Rivers, 2004-19
254	Dan Fouts, 1973-87
201	John Hadl, 1962-72

Most, Season

34	Philip Rivers, 2008
33	Philip Rivers, 2016
	Dan Fouts, 1981
32	Philip Rivers, 2013, 2018

Most, Game

6	Dan Fouts at Oakland Nov. 22, 1981
5	(4x), Last: Drew Brees vs. Oak. Oct. 31, 2004
4	(28x), Last: Philip Rivers at Oak. Oct. 9, 2016

Most Consecutive Games

28	Philip Rivers, 2012-14
27	Philip Rivers, 2017-18
23	Philip Rivers, 2009-10

INTERCEPTIONS THROWN**Most Seasons Leading League**

1	Philip Rivers, 2016
	John Hadl, 1968

Most, Career

242	Dan Fouts, 1973-87
211	John Hadl, 1962-72
196	Philip Rivers, 2004-19

Most, Season

32	John Hadl, 1968
26	John Hadl, 1972
25	John Hadl, 1971
	Jack Kemp, 1960

Most, Game

6	Ed Luther vs. Washington Oct. 31, 1983
	John Hadl vs. Kansas City Dec. 8, 1968
5	(9x), Last: C. Whelihan at Sea. Dec. 13, 1998
4	(33x), Last: Philip Rivers vs. KC. Nov. 18, 2019

Fewest, Season (minimum 150 att.)

3	Ed Luther, 1984 (151 att.)
4	Doug Flutie, 2003 (167 att.)
	John Friesz, 1993 (238 att.)
6	Stan Humphries, 1997 (225 att.)

Most Consecutive Attempts, None Intercepted

194	Drew Brees, Oct. 17-Dec. 5, 2004
170	Philip Rivers, Nov. 27-Dec. 24
168	Dan Fouts, Sept. 27-Oct. 25, 1981

Lowest Percentage, Season (minimum 150 att.)

.017	John Friesz, 1993
	Philip Rivers, 2017
.018	Drew Brees, 2004
.019	Philip Rivers, 2009

PASSER RATING**Most Seasons Leading League**

1	Philip Rivers, 2008
---	---------------------

Highest, Career (minimum 500 att.)

95.2	Philip Rivers, 2004-19
84.9	Drew Brees, 2001-05
80.2	Dan Fouts, 1973-87

Highest, Season (minimum 300 att.)

105.5	Philip Rivers, 2013, 2008, 2018
104.8	Drew Brees, 2004

Highest, Game (minimum 20 att.)

157.1	Dan Fouts at Cleveland Sept. 7, 1981
154.4	Philip Rivers at Jacksonville Dec. 8, 2019
153.1	Drew Brees vs. Oakland Oct. 31, 2004

RECEIVING YARDS**Most Seasons Leading League**

3	Lance Alworth, 1965, 1966, 1969
---	---------------------------------

Most, Career

11,841	Antonio Gates, 2003-18
9,584	Lance Alworth, 1962-70
9,203	Charlie Joiner, 1976-86

Most, Season

1,602	Lance Alworth, 1965
1,393	Keenan Allen, 2017
1,383	Lance Alworth, 1966

Most, Game

260	Wes Chandler vs. Cincinnati Dec. 20, 1982
243	Wes Chandler vs. Seattle Sept. 15, 1985
232	Lance Alworth at Kansas City Oct. 20, 1963

Average per Catch, Career (minimum 250 rec.)

19.4	Lance Alworth, 1962-70
18.6	Gary Garrison, 1966-76
17.5	Vincent Jackson, 2005-11

Average per Catch, Season (minimum 35 rec.)

23.2	Lance Alworth, 1965
22.9	Gary Garrison, 1970
21.2	Gary Garrison, 1968, 1971

Longest Reception

99t	Tony Martin at Seattle Sept. 18, 1994
91t	Keith Lincoln at Denver Nov. 12, 1961
88t	Bobby Duckworth at Chicago Dec. 3, 1984

RECEPTIONS**Most Seasons Leading League**

3	Lance Alworth, 1966, 1968, 1969
2	Kellen Winslow, 1980, 1981

Most, Career

955	Antonio Gates, 2003-18
586	Charlie Joiner, 1976-86
541	Kellen Winslow, 1979-87

Most, Season

102	Keenan Allen, 2017
100	LaDainian Tomlinson, 2003
97	Keenan Allen, 2018
90	Keenan Allen, 2019

Most, Game

15	Keenan Allen vs. Detroit Sept. 13, 2015
	Kellen Winslow at Green Bay Oct. 7, 1984
	Austin Ekeler vs. Denver Oct. 7, 2019
14	Keenan Allen at Pittsburgh Dec. 2, 2018
	Keenan Allen at Green Bay Oct. 18, 2015
	David Boston at Jacksonville Oct. 5, 2003
	Kellen Winslow vs. Kansas City Dec. 11, 1983
13	(6x), Last: A. Gates vs. Miami Dec. 11, 2005

Most Consecutive Games With a Catch

96	Lance Alworth, 1962-69
80	Antonio Gates, 2003-08
78	Charlie Joiner, 1978-84



RECEIVING TOUCHDOWNS

Most Seasons Leading League

3 Lance Alworth, 1964, 1965, 1966

Most, Career

116 Antonio Gates, 2003-18
81 Lance Alworth, 1962-70
58 Gary Garrison, 1966-76

Most, Season

14 Tony Martin, 1996
Lance Alworth, 1965
13 (5x), Last: Antonio Gates, 2004
12 Antonio Gates, 2014
Gary Garrison, 1970

Most, Game

5 K. Winslow at Oakland Nov. 22, 1981
4 Lance Alworth at Denver Dec. 1, 1968
3 (14x) Last: D. Woodhead vs. Mia. Dec. 20, 2015

Most Consecutive Games

9 Antonio Gates, 2009-10
Lance Alworth, 1963
6 John Jefferson, 1980
Lance Alworth, 1964, 1967
5 Lance Alworth, 1965-66
Keenan Allen, 2018

SCRIMMAGE YARDS

Most, Career

16,445 LaDainian Tomlinson, 2001-09
11,841 Antonio Gates, 2003-18
9,721 Lance Alworth, 1962-70

Most, Season

2,370 LaDainian Tomlinson, 2003
2,323 LaDainian Tomlinson, 2006
2,172 LaDainian Tomlinson, 2002

Most, Game

271 LaDainian Tomlinson vs. Denver Dec. 1, 2002
261 Melvin Gordon vs. Tennessee Nov. 6, 2016
260 LaDainian Tomlinson vs. Oakland Dec. 28, 2003
Wes Chandler vs. Cincinnati Dec. 20, 1982

INTERCEPTIONS BY

Most Seasons Leading League

1 Casey Hayward, 2016
Antonio Cromartie, 2007

Most, Career

42 Gill Byrd, 1983-92
29 Dick Harris, 1960-65
26 Rodney Harrison, 1994-02

Most, Season

10 Antonio Cromartie, 2007
9 Charlie McNeil, 1961
8 (4x) Last: Ryan McNeil, 2001

Most, Game

3 A. Cromartie vs. Indianapolis Nov. 11, 2007
Dwayne Harper vs. Oakland Nov. 27, 1995
Pete Shaw at Cincinnati Nov. 2, 1980
Clarence Duren at Miami Oct. 30, 1977
Chris Fletcher at Denver Nov. 30, 1975
Joe Beauchamp vs. Denver Sept. 24, 1972
Leslie Duncan at Oakland Sept. 25, 1966
Bud Whitehead at Buffalo Oct. 10, 1965
Dick Harris at Buffalo Nov. 17, 1963
Charlie McNeil vs. Houston Sept. 24, 1961
C. McNeil vs. New York Titans Dec. 18, 1960
2 (85x) Last: D. King at Browns Oct. 15, 2018

Most Consecutive Games

5 Charlie McNeil, 1961
4 (4x) Last: Greg Jackson, 1998
3 (18x) Last: Stephen Cooper, 2008

INTERCEPTION RETURN YARDS

Most Seasons Leading League

1 Charlie McNeil, 1961

Most, Career

546 Gill Byrd, 1983-92
502 Charlie McNeil, 1960-64
477 Kenny Graham, 1964-69

Most, Season

349 Charlie McNeil, 1961
224 Stanley Richard, 1994
166 Vencie Glenn, 1987

Most, Game

177 Charlie McNeil vs. Houston, Sept. 24, 1961
106 Woodrow Lowe vs. Pittsburgh, Nov. 18, 1979
103 Vencie Glenn vs. Denver, Nov. 29, 1987

Longest Return

103t Vencie Glenn vs. Denver, Nov. 29, 1987
102t Donald Frank at L.A. Raiders, Oct. 31, 1993
100t Leslie Duncan vs. Kansas City, Oct. 15, 1967

INTERCEPTION RETURN TOUCHDOWNS

Most, Career

5 Kenny Graham, 1964-69
Dick Harris, 1960-65
4 Woodrow Lowe, 1976-86
3 Eric Weddle, 2007-15
Joe Beauchamp, 1966-75

Most, Season

3 Dick Harris, 1961
2 (9x) Last: Demorrio Williams, 2012
1 (74x) Last: Desmond King, 2018

Most, Game

1 (95x) Last: Desmond King at Seattle Nov. 4, 2018

SACKS

Most Seasons Leading League

1 Shawne Merriman, 2006

Most, Career

105.5 Leslie O'Neal, 1986-95
69.5 Shaun Phillips, 2004-12
67.0 Gary Johnson, 1975-84

Most, Season

17.5 Gary Johnson, 1980
17.0 S. Merriman, 2006
Leslie O'Neal, 1992
Steve DeLong, 1969
15.5 Fred Dean, 1978

Most, Game (since 1982)

5 Leslie O'Neal vs. Dallas Nov. 16, 1986
4 (5x) Last: A. Barnes vs. Balt. Dec. 18, 2011
3.5 (3x) Last: Kendall Reyes at N.Y.J. Dec. 23, 2012

PUNTS

Most, Career

771 Darren Bennett, 1995-03
756 Mike Scifres, 2003-15
519 Dennis Pardee, 1968-75

Most, Season

95 Darren Bennett, 1998
92 Darren Bennett, 2000
89 Darren Bennett, 1997, 1999

Most, Game

11 (5x), Last: D. Bennett at Oak. Oct. 11, 1998
10 (10x) Last: D. Kaser at Jax Nov. 12, 2017
9 (14x), Last: D. Kaser at NYJ Dec. 24, 2017

PUNT YARDS

Most, Career

34,152 Mike Scifres, 2003-15
33,776 Darren Bennett, 1995-03
21,417 Dennis Pardee, 1968-75

Most, Season

4,248 Darren Bennett, 2000
4,174 Darren Bennett, 1998
3,972 Darren Bennett, 1997

Most, Game

522 Darren Bennett at Oakland Oct. 11, 1998
493 Mike Scifres at Denver Nov. 18, 2012
492 Dennis Pardee at Kansas City Nov. 10, 1974

Longest Punt

82 Paul Maguire vs. Dallas Nov. 19, 1961
73 Dennis Pardee at Denver Oct. 17, 1971
72 Mike Scifres at Buffalo, Sept. 21, 2014

PUNTING AVERAGE

Highest, Career (minimum 100 att.)

47.4 Drew Kaser, 2016-18
45.2 Mike Scifres, 2003-15
43.8 Darren Bennett, 1995-03
42.9 Ralf Mojsiejenko, 1985-88

Highest, Season (minimum 50 att.)

48.3 Mike Scifres, 2012
48.1 Drew Kaser, 2017
46.7 Mike Scifres, 2010
46.3 Drew Kaser, 2016

Highest, Game (minimum 4 att.)

59.5 Mike Scifres at St. Louis Oct. 17, 2010
Darren Bennett at Pittsburgh Oct. 1, 1995
57.0 Drew Kaser at Denver Oct. 30, 2016
Mike Scifres vs. Kansas City Oct. 19, 2014
Darren Bennett at Kansas City Sept. 17, 2000
56.7 Darren Bennett at Denver Oct. 6, 1996

PUNT RETURN YARDS

Most Seasons Leading League

1 Leslie "Speedy" Duncan, 1965

Most, Career

2,388 Mike Fuller, 1975-80
1,651 Leslie "Speedy" Duncan, 1964-70
1,407 Darrien Gordon, 1983-96

Most, Season

537 Darrien Gordon, 1996
489 Eric Metcalf, 1997
475 Darrien Gordon, 1994

Most, Game

168 Eric Metcalf at Cincinnati Nov. 2, 1997
136 Mike Fuller at Buffalo Nov. 21, 1976
133 Andre Coleman at Phil. Sept. 17, 1995

Longest Return

95t L. Duncan vs. New York Jets, Nov. 24, 1968
90t Darrien Gordon at L.A. Raiders, Sept. 25, 1994
88t A. Coleman at Philadelphia, Sept. 17, 1995
Mike Fuller at New Orleans, Oct. 9, 1977

PUNT RETURN AVERAGE

Most Seasons Leading League

2 Leslie "Speedy" Duncan, 1965, 1966

Highest, Career (minimum 50 ret.)

13.7 Darrien Gordon, 1993-96
12.0 Leslie "Speedy" Duncan, 1964-70
11.3 Mike Fuller, 1975-80

Highest, Season (minimum 20 ret.)

15.5 Leslie "Speedy" Duncan, 1965
14.9 Darrien Gordon, 1996
13.8 Desmond King, 2018
13.2 (4x), Last: Darrien Gordon, 1994



PUNT RETURN TOUCHDOWNS

Most, Career

- 4 Leslie "Speedy" Duncan, 1964-70
- 3 Eric Metcalf, 1997
- Darrien Gordon, 1993-96
- 2 (5x) Last: Desmond King, 2017-19

Most, Season

- 3 Eric Metcalf, 1997
- 2 (3x) Last: Darrien Gordon, 1994
- 1 (19x) Last: Desmond King, 2019

Most, Game

- 2 Eric Metcalf at Cincinnati, Nov. 2, 1997
- 1 (25x) Last: D. King vs. Denver, Oct. 6, 2019

PUNT RETURNS

Most Seasons Leading League

- 1 Leslie Duncan, 1965

Most, Career

- 212 Mike Fuller, 1975-80
- 138 Leslie "Speedy" Duncan, 1964-70
- 124 Lionel James, 1984-88

Most, Season

- 46 Mike Fuller, 1979
- 45 Eric Metcalf, 1997
- 39 Mike Fuller, 1978

Most, Game

- 8 (4x) Last: Leon Johnson at Det. Dec. 7, 2003
- 7 (4x) Last: Mike Fuller at Hou. Dec. 17, 1978
- 6 (9x) Last: J. Herndon vs. Miami Dec. 20, 2015

Most Fair Catches, Season

- 25 Travis Benjamin, 2017
- 24 Kenny Graham, 1969
- 19 Chris Penn, 1999
- Darrien Gordon, 1994

Most Fair Catches, Game

- 6 Phil McConkey at Kansas City Dec. 17, 1989
- 5 Jeff Graham at Oakland Sept. 3, 2000
- Kenny Graham vs. Cincinnati Oct. 4, 1969
- Travis Benjamin vs. Denver Oct. 22, 2017

KICKOFF RETURN YARDS

Most, Career

- 6,469 Darren Sproles, 2005-10
- 3,997 Ronney Jenkins, 2000-02
- 3,914 Andre Coleman, 1994-96

Most, Season

- 1,541 Ronney Jenkins, 2001
- 1,531 Ronney Jenkins, 2000
- 1,528 Darren Sproles, 2005

Most, Game

- 250 Ronney Jenkins, at Oakland Nov. 18, 2001
- 221 Ronney Jenkins vs. N.O. Sept. 10, 2000
- 215 Richard Goodman at Oakland Jan. 1, 2012

Longest Return

- 105t Richard Goodman at Oakland Jan. 1, 2012
- 103t Darren Sproles at Denver Sept. 14, 2008
- Keith Lincoln vs. N.Y. Titans Sept. 16, 1962
- 99t Micheal Spurlock vs. Oakland Dec. 30, 2012

KICKOFF RETURN AVERAGE

Highest, Career (minimum 75 ret.)

- 25.3 Leslie "Speedy" Duncan, 1964-70
- 25.1 Darren Sproles, 2005-10
- 24.2 Ronney Jenkins, 2000-02

Highest, Season (minimum 10 ret.)

- 29.7 Antonio Cromartie, 2006
- 28.4 Keith Lincoln, 1962
- 28.0 Leslie "Speedy" Duncan, 1969

KICKOFF RETURN TOUCHDOWNS

Most, Career

- 4 Andre Coleman, 1994-96
- 3 Ronney Jenkins, 2000-02
- 2 Darren Sproles, 2005-08
- Anthony Miller, 1988-93

Most, Season

- 2 (3x) Last: Ronney Jenkins, 2001
- 1 (13x) Last: Micheal Spurlock, 2012

Most, Game

- 1 (19x) Last: M. Spurlock vs. Oak. Dec. 30, 2012

KICKOFF RETURNS

Most, Career

- 258 Darren Sproles, 2005-10
- 166 Andre Coleman, 1994-96
- 165 Ronney Jenkins, 2000-02

Most, Season

- 67 Ronney Jenkins, 2000
- 63 Darren Sproles, 2005
- 62 Andre Coleman, 1995

Most, Game

- 8 (5x) Last: D. Sproles at N.O. (at London) Oct. 26, 2008
- 7 (13x) Last: D. Sproles vs. Denver Oct. 19, 2009
- 6 (36x) Last: R. Goodman at Oakland Jan. 1, 2012

COMBINED KICKOFF AND PUNT RETURN YARDS

Most, Career

- 7,404 Darren Sproles, 2005-10
- 5,037 Leslie "Speedy" Duncan, 1964-70
- 4,240 Andre Coleman, 1994-96

Most, Season

- 1,737 Andre Coleman, 1995
- 1,636 Darren Sproles, 2005
- 1,625 Darren Sproles, 2008

COMBINED KICKOFF AND PUNT RETURNS

Most, Career

- 372 Darren Sproles, 2005-10
- 289 Mike Fuller, 1975-80
- 272 Leslie "Speedy" Duncan, 1964-70

Most, Season

- 90 Andre Coleman, 1995
- 81 Darren Sproles, 2005
- 80 Darren Sproles, 2009

SERVICE

Most Seasons, Active Player

- 17 David Binn, 1994-10
- 16 Antonio Gates, 2003-18
- Philip Rivers, 2004-19
- 15 Dan Fouts, 1973-87
- Russ Washington, 1968-82
- 14 Don Macek, 1976-89
- Doug Wilkerson, 1971-84

Most Games

- 256 David Binn, 1994-10
- 236 Antonio Gates, 2003-18
- 226 Philip Rivers, 2005-19
- 200 Junior Seau, 1990-02
- Russ Washington, 1968-82

Most Consecutive Games

- 223 Philip Rivers, 2005-19
- 179 David Binn, 1994-10
- 178 Russ Washington, 1968-80

Most Consecutive Starts

- 222 Philip Rivers, 2006-19
- 148 Russ Washington, 1970-80
- 140 Walt Sweeney, 1964-73



TEAM RECORDS

† indicates 9-game strike season

GAMES WON

Most, Season

14 2006
13 2009
12 1961, 1979, 2004, 2018

Fewest, Season

1 2000
2 1973, 1975
4 1962, 1972, 1986, 1991, 1997, 2003, 2015

Most Consecutive

15 Nov. 27, 1960–Dec. 3, 1961
11 Oct. 25, 2009–Jan. 3, 2010
Oct. 29, 2006–Sept. 9, 2007
8 (4x) Last: Oct. 24–Dec. 19, 2004

Most Consecutive at Home

10 Nov. 5, 1978–Nov. 25, 1979
9 Sept. 17, 2006–Sept. 9, 2007
Nov. 27, 1960–Dec. 9, 1961
8 Oct. 4, 1992–Sept. 19, 1993

Most Consecutive on Road

11 Oct. 2, 1960–Nov. 12, 1961
6 Oct. 25, 2009–Dec. 25, 2009
Nov. 4, 1979–Sept. 28, 1980
Oct. 14, 2018–Dec. 30, 2018
5 Jan. 2, 1994–Oct. 16, 1994

Most Consecutive at Start of Season

11 1961
6 1994
4 1966, 1980, 2002

GAMES LOST

Most, Season

15 2000
12 1975, 1986, 1991, 1997, 2003, 2015
11 1973, 1998, 2001, 2016

Fewest, Season

2 1961, 1965, 2006
3 2009, 1963, 1982†
4 1960, 1979, 2004, 2018

Most Consecutive

11 Sept. 3, 2000–Nov. 19, 2000
Sept. 21, 1975–Nov. 30, 1975
9 Dec. 8, 2002–Oct. 5, 2003
Nov. 4, 2001–Dec. 30, 2001
Dec. 4, 2016–Oct. 1, 2017
8 (5x) Last: Dec. 4, 2016–Sept. 24, 2017

Most Consecutive at Home

7 Nov. 13, 2016–Oct. 1, 2017
6 (3x) Last: Nov. 13, 2016–Sept. 24, 2017
5 (6x) Last: Nov. 13, 2016–Sept. 17, 2017

Most Consecutive on Road

11 Oct. 6, 1985–Oct. 26, 1986
8 (3x) Last: Sept. 3, 2000–Dec. 17, 2000
7 Nov. 10, 2002–Oct. 5, 2003
Sept. 20, 1998–Dec. 27, 1998

Most Consecutive on Road Without Victory (Ties incl.)

14 Nov. 22, 1970–Nov. 19, 1972

POINTS

Most, Season

492 2006
478 1981
467 1985

Most, Game

58 vs. Denver, Dec. 22, 1963
55 at Oakland, Nov. 22, 1981
vs. Denver, Oct. 20, 1968
54 vs. Buffalo, Nov. 19, 2017

Most Game, Both Teams

98 vs. Pittsburgh, Dec. 8, 1985
93 vs. N.Y. Titans, Dec. 18, 1960
90 at Cincinnati, Nov. 12, 2006

Most, Half

37 Nov. 19, 2017 vs. Buffalo (first half)
42 Nov. 12, 2006 at Cincinnati (second half)
41 Nov. 5, 1961 vs. N.Y. Titans (second half)

Most, Quarter

28 vs. Arizona Nov. 25, 2018 (second quarter)
at Kansas City Nov. 15, 1964 (second quarter)
vs. N.Y. Titans Nov. 5, 1961 (third quarter)
vs. Houston Sept. 24, 1961 (second quarter)

Most, Quarter, Both Teams

38 at Denver Sept. 14, 2008 (second quarter)
at Kansas City Oct. 19, 1986 (second quarter)
at Denver Oct. 6, 1963 (second quarter)
at Boston Oct. 7, 1961 (second quarter)

Fewest, Season

188 1973
189 1975
212 1974

Fewest, Game

0 (28x) Last: at Miami Nov. 2, 2014

Most Consecutive Games Not Shutout

240 Nov. 7, 1999–Nov. 2, 2014
121 Sept. 7, 1962–Nov. 2, 1969

TOUCHDOWNS

Most, Season

61 1981
60 1985
59 2006

Most, Game

8 vs. Pittsburgh Dec. 8, 1985
at Oakland Nov. 22, 1981
7 (8x) Last: vs. Denver Dec. 28, 2008
6 (37x) Last: at Jacksonville Dec. 8, 2019

Fewest, Season

22 1973, 1975
23 1998
25 1977, 1999

POINTS AFTER TOUCHDOWN

Most, Season

58 2006
55 1981
54 2004

Most, Game

7 (7x) Last: vs. Denver Dec. 28, 2008
6 (30x) Last: at Jacksonville Dec. 8, 2019
5 (53x) Last: at Cleveland Oct. 15, 2018

Fewest, Season

19 1973, 1998
20 1975
21 1977

TWO-POINT CONVERSIONS

Most, Season

6 2018
3 1994
2 1962, 1963, 1968, 1998, 2003, 2008, 2010, 2015

Most, Game – (since 1994)

2 (2x) Last: Antonio Gates and Melvin Gordon
vs. K.C. Sept. 9, 2018
1 (18x) Last: at Kansas City Dec. 13, 2018

Most Attempts, Season

8 2018
7 1994
5 2008
4 1995, 1998, 2000

Most Attempts, Game – (since 1994)

3 (2x) Last: vs. Kansas City Sept. 9, 2018
2 (5x) Last: vs. Kansas City Sept. 9, 2018
1 (38x) Last: at Kansas City Dec. 13, 2018

FIELD GOALS

Most, Season

34 1994, 2013
32 2009
31 1993, 1999

Most, Game

6 (3x) Last: at Oakland Oct. 5, 1997
5 (11x) Last: at Oakland Sept. 10, 2012
4 (36x) Last: vs. Green Bay Nov. 3, 2019

Most Attempts, Season

43 2001
40 1993
38 1994

Most Attempts, Game

7 at N.Y. Jets Oct. 8, 1966
6 (6x) Last: vs. Buffalo Nov. 19, 2017
5 (26x) Last: vs. Cleveland Dec. 3, 2017

Most, Game, Both Teams

9 vs. Kansas City Sept. 29, 1996
8 at Indianapolis Nov. 3, 1996
vs. New England Nov. 9, 1975
7 (15x) Last: at Atlanta Oct. 23, 2016

Most Attempts, Game, Both Teams

10 (4x) Last: vs. Seattle Dec. 12, 1999
9 (3x) Last: vs. Denver Dec. 1, 2002
8 (22x) Last: at Atlanta Oct. 23, 2016

Fewest Made, Season

6 1974
10 1976
12 1964, 1970, 1973, 1975

Fewest Attempts, Season

16 1974
19 1970
20 1962, 1976, 1988, 2003

FIRST DOWNS

Most, Season

380 1985
379 1981
374 1984

Most, Game

35 at Kansas City Oct. 19, 1986
34 vs. Miami Nov. 18, 1984 (OT)
vs. Cincinnati Dec. 20, 1982
33 at Philadelphia Sept. 15, 2013
vs. Oakland Oct. 31, 2004

Most, Game, Both Teams

62 vs. Seattle Sept. 15, 1985
58 vs. Seattle Dec. 29, 2002 (OT)
at Cincinnati Sept. 22, 1985
vs. Miami Nov. 18, 1984 (OT)
57 at New England, Sept. 18, 2011
at San Francisco Dec. 11, 1982

Fewest, Season

198 1973, 1975
208 1961
217 1962

Fewest, Game

3 at Denver Nov. 30, 1975
5 at Denver Nov. 16, 2003
vs. Oakland Oct. 5, 1970
6 vs. Pittsburgh Dec. 24, 2000
at Seattle Nov. 22, 1987

Most by Rushing, Season

137 2006
131 2004
127 1965, 1981

Most by Rushing, Game

19 vs. Oakland Nov. 27, 1960
18 vs. Houston Oct. 3, 1965
17 (3x) Last: vs. Denver, Dec. 28, 2008

Fewest by Rushing, Game

0 vs. Oakland Dec. 5, 2010
at Oakland Nov. 14, 1999
1 (17x) Last: at Indianapolis Sept. 25, 2016
2 (51x) Last: at Chicago Oct. 27, 2019



Most by Passing, Season

259 1985
244 1980
240 1984

Most by Passing, Game

27 vs. Seattle Sept. 15, 1985
26 at Green Bay Oct. 18, 2015
23 vs. Cincinnati Dec. 20, 1982
vs. N.Y. Giants Oct. 19, 1980

Fewest by Passing, Season

89 1975
93 1973
110 1961

Fewest by Passing, Game

0 at Kansas City Sept. 20, 1998
1 at Denver Nov. 30, 1975 (OT)
2 (3x) Last: at Denver Nov. 16, 2003

Most by Penalty, Season

39 2013
37 2004, 2014
36 2016

Most by Penalty, Game

7 vs. Tennessee Nov. 13, 2016
vs. Baltimore Nov. 15, 1998
vs. Denver Nov. 30, 1997
6 (5x) Last: at Baltimore Nov. 30, 2014
5 (19x) Last: vs. Tennessee Nov. 6, 2016

Fewest by Penalty, Season

11 1975
12 1964
13 1968

NET YARDS GAINED**Most, Season**

6,744 1981
6,535 1985
6,410 1980

Most, Game

661 vs. Cincinnati Dec. 20, 1982
593 vs. L.A. Raiders Nov. 10, 1985
581 vs. Denver Oct. 20, 1968

Most, Game, Both Teams

1,102 vs. Cincinnati Dec. 20, 1982
1,057 vs. Denver Oct. 20, 1968
1,050 at Philadelphia Sept. 15, 2013

Fewest, Season

3,411 1975
3,622 1973
3,953 1970

Fewest, Game

70 at Denver Nov. 2, 1969
93 vs. Oakland Oct. 5, 1975
96 at Denver Nov. 16, 2003

Most Total Offensive Plays, Season

1,154 1984
1,135 1980
1,129 1981

Fewest Total Offensive Plays, Season

617 1982†
753 1963
759 1964

RUSHING**Most Attempts, Season**

590 1978
525 2004
522 2006

Most Attempts, Game

58 vs. Oakland, Nov. 20, 1977
53 (4x) Last: vs. Detroit Dec. 16, 2007
51 at Kansas City Sept. 12, 1983

Fewest Attempts, Season

267 1982†
351 2000
361 1966

Most Yards, Season

2,578 2006
2,257 1990
2,248 1991

Most Yards, Game

289 vs. Denver Dec. 28, 2008
287 vs. N.Y. Jets Oct. 13, 1963
274 vs. Detroit Dec. 16, 2007

Fewest Yards, Game

2 vs. Boston Dec. 17, 1961
3 vs. Dallas Texans Nov. 19, 1961
11 vs. Buffalo Nov. 20, 1960

Most Touchdowns, Season

32 2006
26 1981
25 1979

Fewest Touchdowns, Season

4 2012, 2015
5 1997
6 2014

Most Touchdowns, Game

5 (4x) Last: vs. Denver Dec. 28, 2008
4 (22x) Last: at Tennessee Dec. 25, 2009
3 (47x) Last: at Cleveland Oct. 15, 2018

RUSHING AVERAGE**Highest, Season**

5.6 1963
5.1 2003
4.9 2006

Highest, Game

8.52 vs. N.Y. Jets Dec. 24, 1967
8.44 vs. Denver Dec. 22, 1963
8.26 vs. Cleveland Nov. 5, 2006

PASSING**Most Attempts, Season**

667 2015
662 1984
635 1983

Most Attempts, Game

65 at Green Bay Oct. 18, 2015
at Kansas City Oct. 19, 1986
58 vs. Oakland Oct. 25, 2015
at Kansas City Dec. 22, 1985
56 vs. Miami Nov. 18, 1984, (OT)

Fewest Attempts, Season

337 1975
338 1982†
349 1974

Fewest Attempts, Game

6 at Cleveland Dec. 19, 2004
10 vs. Kansas City Dec. 18, 1988
11 (2x) Last: vs. Houston Oct. 28, 2007

Most Completions, Season

442 2015
401 1984
386 1985

Most Completions, Game

43 at Green Bay Oct. 18, 2015
38 vs. Oakland Oct. 25, 2015
37 (3x) Last: at Kansas City Oct. 19, 1986

Fewest Completions, Game

1 at Kansas City Sept. 20, 1998
3 vs. Oakland Oct. 5, 1975
4 at Cleveland Dec. 19, 2004
vs. Kansas City Nov. 2, 1986

Most Net Yards Gained, Season

4,870 1985
4,739 1981
4,661 1983

Most Net Yards Gained, Game

494 vs. Seattle Sept. 15, 1985
488 at Green Bay Oct. 18, 2015
486 vs. Cincinnati Dec. 20, 1982

Fewest Net Yards Gained, Season

1,610 1975
1,808 1973
2,244 1977

Fewest Net Yards Gained, Game

-22 vs. Oakland Oct. 5, 1975
-19 at Kansas City Sept. 20, 1998
7 at Washington Sept. 16, 1973

Most Touchdowns, Season

37 1985
34 1981, 2008
33 2016

Fewest Touchdowns, Season

7 1975
9 1973
11 1977, 1988, 1998

Most Touchdowns, Game

7 at Oakland Nov. 22, 1981
5 (9x) Last: vs. Oakland Oct. 31, 2004
4 (29x) Last: at Oakland Oct. 9, 2016

Most Had Intercepted, Season

34 1962, 1998
33 1968, 1983, 1986
30 1964, 1973, 1978, 1985, 2000

Most Had Intercepted, Game

7 at Seattle Dec. 13, 1998
vs. Kansas City Dec. 8, 1968
6 (6x) Last: vs. Green Bay Oct. 24, 1999
5 (14x) Last: at Denver Dec. 27, 1987

Fewest Had Intercepted, Season

8 2004
9 2006
10 2009

SACKED ATTEMPTING TO PASS**Most Times, Season**

57 1970
53 2000
51 1997

Fewest Times, Season

11 1967
12 1982†
18 1968, 2017

Most Times Sacked Opponent, Season

62 1986
61 2006
60 1980

Most Times Sacked Opponent, Game

11 at New York Jets Dec. 23, 2012
vs. Dallas Nov. 16, 1986
10 vs. Green Bay Sept. 24, 1978
9 (5x) Last: at Cleveland Dec. 24, 2016

PUNTS**Most, Season**

95 1998
92 2000
90 1997

Most, Game

11 (5x) Last: at Oakland Oct. 11, 1998
10 (11x) Last: at Jacksonville Nov. 12, 2017
9 (12x) Last: at New York Jets Dec. 24, 2017

Fewest, Season

23 1982†
45 1972
47 2011

Fewest, Game

0 (6x) Last: at Dallas Nov. 23, 2017
1 (35x) Last: vs. Kansas City, Jan. 1, 2017
2 (78x) Last: at Rams, Sept. 23, 2018

Fewest, Game, Both Teams

1 (2x) Last: at Oakland Jan. 1, 2012
2 (7x) Last: vs. Kansas City Jan. 1, 2017
3 (16x) Last: at Rams, Sept. 23, 2018



PUNT YARDS

Most, Season

4,248 2000
4,174 1998
3,972 1997

Most, Game

522 at Oakland Oct. 11, 1998
493 at Denver Nov. 18, 2012
492 at Kansas City Nov. 10, 1974

Fewest, Season

868 1982†
1,813 1972
2,234 2011

Highest Average, Season

48.1 2017
47.5 2011
46.6 2012

Lowest Average, Season

36.3 1978
36.5 1979
36.8 1975

PUNT RETURNS

Most, Season

57 1978
52 1979
49 2003

Most, Game

8 (4x) Last: at Detroit Dec. 7, 2003
7 (7x) Last: at Houston Dec. 7, 1978
6 (13x) Last: vs. Miami Dec. 20, 2015

Fewest, Season

12 1982†
20 2015
21 1966

Most Fair Catches, Season

32 1969
26 2015, 2017
25 1991, 1999

Most Fair Catches, Game

6 at Kansas City Dec. 17, 1989
vs. Chicago Dec. 4, 1978
5 at Oakland Sept. 3, 2000
vs. Cincinnati Oct. 4, 1969
vs. Denver, Oct. 22, 2017
4 (11x) Last: at New York Jets Dec. 24, 2017

Fewest Fair Catches, Season

0 1960, 1961, 1962, 1963, 1964, 1965, 1975
1 1976
3 1977

PUNT RETURN YARDS

Most, Season

590 1978
559 1996
542 1998

Most, Game

168 at Cincinnati Nov. 2, 1997
151 vs. Kansas City Sept. 20, 1965
139 vs. New York Titans Nov. 5, 1961

Fewest, Season

84 2015
138 1982†
166 2013

Highest Average, Season

15.5 1961
14.7 1996
13.4 1965

Lowest Average, Season

4.2 2015
5.6 1970
5.8 1971

PUNT RETURN TOUCHDOWNS

Most, Season

3 1997
2 1965, 1973, 1990, 1994
1 (15x) Last: 2018

Most, Game

2 at Cincinnati Nov. 2, 1997
1 (24x) Last: at Pittsburgh Dec. 22, 2018

KICKOFF RETURNS

Most, Season

84 2003
83 2000
75 1997

Most, Game

9 (7x) Last: vs. New York Jets Nov. 3, 2002
8 (15x) Last: at N.O. (at London) Oct. 26, 2008
7 (51x) Last: at Seattle Sept. 26, 2010

Most, Game, Both Teams

17 vs. Pittsburgh Dec. 8, 1985
16 vs. New York Titans Dec. 18, 1960
15 (3x) Last: at New York Giants Oct. 2, 1983

KICKOFF RETURN YARDS

Most, Season

1,804 2003
1,792 2000
1,716 2001

Most, Game

269 at Oakland Nov. 18, 2001
242 vs. Atlanta Oct. 21, 1973
232 vs. Kansas City Dec. 13, 1964

Fewest, Season

474 2017
508 2016
577 2014

Highest Average, Season

26.0 2001
25.6 2011
25.5 2007

Lowest Average, Season

16.5 1961
17.5 1986
18.0 1992

KICKOFF RETURN TOUCHDOWNS

Most, Season

2 1988, 1994, 1995, 2001
1 1962, 1985, 1989, 1991, 1997, 2000, 2004,
2007, 2008, 2011, 2012

Most, Game

1 (19x) Last: vs. Oakland Dec. 30, 2012

PENALTIES

Most Seasons Leading League

3 1962, 1964, 1965

Most, Season

137 1998
129 1997
128 1981

Most, Game

19 at Kansas City Nov. 16, 1997
16 vs. Baltimore Nov. 15, 1998
15 at Indianapolis Nov. 3, 1997

Fewest, Season

63 1969
64 1982†
68 1966

Fewest, Game

0 (5x) Last: at Denver Oct. 9, 2011
1 (28x) Last: vs. Buffalo Nov. 19, 2017
2 (38x) Last: vs. Washington Jan. 3, 2010

Most Yards, Season

1,229 1998
1,101 1997
1,039 1988

Most Yards, Game

148 vs. N.Y. Jets Oct. 13, 1963
146 vs. Baltimore Nov. 15, 1998
at Kansas City Nov. 16, 1997
138 at Seattle Nov. 16, 1981

FUMBLES

Most, Season

44 1985
42 1983
40 1972, 1973, 1980

Most, Game

9 vs. Green Bay Sept. 24, 1978
7 vs. Cincinnati Sept. 30, 1973
6 (5x) Last: vs. Pittsburgh Dec. 13, 1987

Most by Opponent, Game

9 at Kansas City Nov. 15, 1964
7 (3x) Last: vs. Washington Sept. 9, 2001
6 (6x) Last: vs. Arizona Dec. 9, 1995

Most, Game, Both Teams

11 (3x) Last: vs. Kansas City Oct. 13, 1985
10 (5x) Last: vs. Seattle Nov. 25, 1990
9 (7x) Last: vs. Washington Sept. 9, 2001

Fewest, Season

13 1993
14 2009, 2013
16 1963, 2002, 2014

Most Lost, Season

22 1980, 1981, 1983
21 1973, 1978
20 1972, 1987, 2000

Most Lost, Game

6 vs. Green Bay Sept. 24, 1978
4 (10x) Last: at Baltimore Dec. 10, 2000
3 (40x) Last: at Indianapolis Sept. 25, 2016

Most Own Recovered, Season

25 1985
21 1979
20 1972, 1973, 1975, 1983

Most Own Recovered, Game

5 (5x) Last: vs. Oakland Dec. 26, 1999
4 (7x) Last: vs. Seattle Sept. 14, 2014
3 (42x) Last: at Denver Jan. 3, 2016

Fewest Own Recovered, Season

4 1963, 2013
7 1989, 2009
8 1965, 1967, 1968, 1993, 2002, 2003, 2016

Most Opponents Recovered, Season

22 1986
18 1973, 1979, 1980, 1981, 2007
17 1960, 1961, 1963, 1983, 1984

Fewest Opponents Recovered, Season

4 2011
5 1963
6 1969, 2000, 2013

POINTS ALLOWED

Most, Season

462 1983
441 2003
440 2000

Most, Game

57 at St. Louis Oct. 1, 2000
52 at Pittsburgh Nov. 25, 1984
51 at Oakland Oct. 29, 1967

Most, Quarter

31 at Oakland Dec. 8, 1963 (4Q)
30 at St. Louis Nov. 20, 1983 (2Q)
28 (5x) Last: at Minnesota Nov. 28, 1999 (2Q)



Fewest, Season

205 1977
219 1961
221 1982†

Fewest, Game

0 (18x) Last: vs. Denver Oct. 22, 2017
3 (16x) Last: at Denver Nov. 22, 2009
6 (19x) Last: at Dallas Nov. 23, 2017

FIRST DOWNS ALLOWED**Most, Season**

365 1981
364 1985
347 1983

Most, Game

34 (3x) Last: at Denver Sept. 14, 2008
33 (2x) Last: at Rams, Sept. 23, 2018
32 at Pittsburgh Oct. 4, 2009

Fewest, Season

190 1965
196 1982†
224 1962

Fewest, Game

5 vs. Kansas City Dec. 12, 2010
at Tampa Bay Sept. 19, 1976
6 at Oakland Oct. 11, 1998
at Oakland (at San Fran.) Oct. 22, 1961
7 (5x) Last: vs. Houston Sept. 15, 2002

Most by Rushing, Season

154 1975
143 1971
137 1983

Most by Rushing, Game

19 (3x), Last: at Seattle Nov. 22, 1987
17 vs. Houston Sept. 23, 1962
16 vs. New England Oct. 16, 1977
vs. Kansas City Dec. 18, 1966

Fewest by Rushing, Season

54 1965
65 1982
71 1969

Fewest by Rushing, Game

0 (5x) Last: at Indianapolis Nov. 28, 2010
1 (22x) Last: vs. Washington Dec. 10, 2017
2 (42x) Last: vs. Cleveland Oct. 4, 2015

Most by Passing, Season

218 1985
216 1981
213 2008

Most by Passing, Game

24 at Denver Nov. 19, 2000
23 at New England Sept. 18, 2011
22 (4x) Last: vs. Philadelphia Nov. 15, 2009

Fewest by Passing, Season

105 1977
114 1971
116 1965

Fewest by Passing, Game

1 (3x) Last: vs. Oakland Dec. 28, 2003
2 (6x) Last: at Cleveland Dec. 19, 2004
3 (12x) Last: vs. Minnesota, Sept. 11, 2011

Most by Penalty, Season

41 2000, 2004, 2014
35 1981, 1997, 1998
33 2017

Most by Penalty, Game

7 vs. Cleveland, Nov. 5, 2006
6 (9x) Last: vs. Kansas City Sept. 24, 2017
5 (20x) Last: at Cleveland Dec. 24, 2016

Fewest by Penalty, Season

12 1982†
13 1969, 1992
14 1976

NET YARDS ALLOWED**Most, Season**

6,265 1985
6,136 1981
6,034 2002

Most, Game

614 at St. Louis Oct. 1, 2000
591 vs. Seattle Dec. 29, 2002
553 at Oakland Sept. 22, 1996

Fewest, Season

3,253 1982†
3,268 1965
3,652 1977

Fewest, Game

58 at Oakland (at San. Fran.) Oct. 22, 1961
67 vs. Kansas City Dec. 12, 2010
99 vs. Indianapolis Nov. 1, 1992

RUSHING ALLOWED**Most Attempts, Season**

606 1975
559 1973
552 1983

Most Attempts, Game

61 at Chicago Oct. 25, 1981 (OT)
60 at Denver Nov. 30, 1975
59 at Oakland Sept. 18, 1977

Fewest Attempts, Season

230 1982†
306 1965
355 2004

Fewest Attempts, Game

9 vs. Detroit Dec. 16, 2007
vs. Miami Sept. 7, 1986
10 (2x) Last: vs. Tennessee Sept. 16, 2012
11 (5x) Last: vs. Jacksonville Sept. 18, 2016

Most Yards, Season

2,442 1975
2,403 1966
2,296 1971

Most Yards, Game

378 at Minnesota Nov. 4, 2007
355 at San Francisco Dec. 20, 2014
328 at Denver Nov. 30, 1975

Fewest Yards, Season

961 1982†
1,094 1965
1,140 1998

Fewest Yards, Game

2 at Oakland (at San. Fran.) Oct. 22, 1961
11 at Carolina Dec. 17, 2000
13 at Oakland Oct. 5, 1997

Most Touchdowns, Season

26 1983
25 1971, 1981, 1985
23 1973, 1984

Fewest Touchdowns, Season

7 1961, 1965
8 1999, 2011
10 (12x) Last: 2012

Most Touchdowns Allowed, Game

5 vs. Atlanta Oct. 21, 1973
at Houston Sept. 18, 1960
4 (11x) Last: at Washington Nov. 3, 2013
3 (46x) Last: vs. New Orleans Oct. 2, 2016

PASSING ALLOWED**Most Attempts, Season**

636 1996
607 2002, 2004
605 2008

Most Attempts, Game

61 vs. St. Louis Sept. 20, 1987
58 (2x) Last: vs. Tennessee Oct. 3, 2004
57 (2x) Last: at Oakland Sept. 22, 1996

Fewest Attempts, Season

330 1977
341 1973
342 1982†

Fewest Attempts, Game

7 at Detroit Nov. 6, 1977
12 (2x) Last: at Denver Dec. 10, 1972
13 (4x) Last: at Cincinnati Oct. 4, 1987

Most Completions, Season

411 2008
375 2002
372 2004

Most Completions, Game

40 vs. Cincinnati Dec. 20, 1982
39 vs. Tennessee Oct. 3, 2004
37 Kansas City Oct. 9, 1994

Fewest Completions, Season

170 1966
172 1977
177 1973

Fewest Completions, Game

3 at Tampa Bay Sept. 19, 1976
5 (5x) Last: at Cincinnati Oct. 4, 1987
6 (6x) Last: vs. Oakland Dec. 28, 2003

Most Net Yards, Season

4,311 1981
4,295 2002
4,293 1985

Most Net Yards, Game

453 at St. Louis Nov. 10, 2002
451 at St. Louis Oct. 1, 2000
443 at Denver Nov. 19, 2000

Fewest Net Yards, Season

1,725 1977
2,155 1966
2,174 1965

Fewest Net Yards, Game

-13 at Cincinnati Oct. 4, 1987
-4 at Tampa Bay Sept. 19, 1976
0 vs. Oakland Dec. 28, 2003
vs. Cincinnati Dec. 6, 1970

Most Touchdowns, Season

36 2003
33 2000
31 1997

Most Touchdowns, Game

5 (7x) Last: at Denver Nov. 19, 2000
4 (30x) Last: vs. Kansas City Sept. 9, 2018
3 (107x) Last: at Rams, Sept. 23, 2018

Fewest Touchdowns, Season

10 1982†
11 1979
13 1966, 1970, 1974

INTERCEPTIONS BY**Most, Season**

49 1961 (NFL Record)
31 1969
30 1964, 2007

Most, Game

6 (6x) Last: vs. Indianapolis Nov. 11, 2007
5 (9x) Last: vs. Buffalo Nov. 19, 2017
4 (30x) Last: at Indianapolis Nov. 28, 2010

Most, Game, Both Teams

10 at Seattle Dec. 13, 1998
9 at Denver Sept. 21, 1980
at Oakland Nov. 1, 1964
8 (11x) Last: vs. Indianapolis Nov. 11, 2007

Fewest, Season

7 2014
9 1970
10 2005



Most Yards Returned, Season

929 1961 (NFL Record)
562 1979
499 1984

Most Yards Returned, Game

194 vs. Houston Sept. 24, 1961
174 vs. Denver Oct. 29, 1961
171 vs. Pittsburgh Nov. 18, 1979

Fewest Yards Returned, Season

65 2014
90 1970
123 1999

Most Touchdowns by Returns, Season

9 1961 (NFL Record)
5 2012
4 1984, 2000

Most Touchdowns by Returns, Game

2 at Indianapolis Nov. 28, 2010
vs. Denver Oct. 29, 1961
1 (90x) Last: at Dallas Nov. 23, 2017

Most Consecutive Games

46 1960–63 (NFL Record)

PUNT RETURNS**Most by Opponents, Season**

56 1988
51 1996, 2000
49 1998

Fewest by Opponents, Season

7 1982†
16 1968
17 1960, 1972

Most Yards by Opponents, Season

722 2000
612 1996
601 1976

Most Yards by Opponent, Game

160 at Kansas City, Sept. 13, 2010
150 at Denver Dec. 27, 1987
142 at Oakland Oct. 29, 1967

KICKOFF RETURNS**Most by Opponent, Season**

90 2006
88 1981
87 2009

Fewest by Opponent, Season

21 2016
32 2015
35 1973

Most by Opponent, Game

10 (4x) Last: vs. Detroit Dec. 16, 2007
9 (7x) Last: at Indianapolis Nov. 28, 2010
8 (25x) Last: at Kansas City Nov. 24, 2013



CAREER TOP-10

RUSHING YARDS

1.	LaDainian Tomlinson, 2001-09	12,490
2.	Paul Lowe, 1960-68	4,972
3.	Marion Butts, 1989-93	4,297
4.	Melvin Gordon, 2015-19	4,179
5.	Ryan Mathews, 2010-14	4,061
6.	Natrone Means, 1993-95, 98-99	3,885
7.	Chuck Muncie, 1980-84	3,309
8.	Don Woods, 1974-80	2,858
9.	Keith Lincoln, 1961-66, 68	2,698
10.	Dick Post, 1967-70	2,519

RUSHING TOUCHDOWNS

1.	LaDainian Tomlinson, 2001-09	138
2.	Chuck Muncie, 1980-84	43
3.	Paul Lowe, 1960-68	38
4.	Natrone Means, 1993-95, 98-99	34
5.	Melvin Gordon, 2015-19	33
6.	Marion Butts, 1989-93	31
7.	Ryan Mathews, 2010-14	23
8.	Mike Tolbert, 2008-11	20
9.	Tim Spencer, 1985-90	19
10.	Hank Bauer, 1977-82	17
	Rod Bernstine, 1987-92	17
	Dick Post, 1967-70	17
	Clarence Williams, 1977-81	17

RUSHING ATTEMPTS

1.	LaDainian Tomlinson, 2001-09	2,880
2.	Melvin Gordon, 2015-19	1,036
3.	Marion Butts, 1989-93	1,031
4.	Paul Lowe, 1960-68	1,015
5.	Natrone Means, 1993-95, 98-99	1,013
6.	Ryan Mathews, 2010-14	923
7.	Chuck Muncie, 1980-84	773
8.	Don Woods, 1974-80	713
9.	Keith Lincoln, 1961-66, 68	573
10.	Mike Garrett, 1970-73	572

TOTAL YARDS FROM SCRIMMAGE

1.	LaDainian Tomlinson, 2001-09	16,445
2.	Antonio Gates, 2003-18	11,841
3.	Lance Alworth, 1962-70	9,721
4.	Charlie Joiner, 1976-86	9,191
5.	Gary Garrison, 1966-76	7,562
6.	Kellen Winslow, 1979-87	6,741
7.	Wes Chandler, 1981-87	6,197
8.	Paul Lowe, 1960-68	6,017
9.	Melvin Gordon, 2015-19	5,944
10.	Anthony Miller, 1988-93	5,660

PASSING YARDS

1.	Philip Rivers, 2004-19	58,404
2.	Dan Fouts, 1973-87	43,040
3.	John Hadl, 1962-72	26,938
4.	Stan Humphries, 1992-97	16,085
5.	Drew Brees, 2001-05	12,348
6.	Jack Kemp, 1960-62	5,996
7.	Doug Flutie, 2001-04	4,901
8.	John Friesz, 1990-93	4,396
9.	Jim Harbaugh, 1999-00	4,177
10.	Billy Joe Tolliver, 1989-90	3,671

TOUCHDOWN PASSES

1.	Philip Rivers, 2004-19	395
2.	Dan Fouts, 1973-87	254
3.	John Hadl, 1962-72	201
4.	Stan Humphries, 1992-97	85
5.	Drew Brees, 2001-05	80
6.	Jack Kemp, 1960-62	37
7.	Tobin Rote, 1963-64	29
8.	Doug Flutie, 2001-04	25
9.	Billy Joe Tolliver, 1989-90	21
10.	John Friesz, 1990-93	19

PASS ATTEMPTS

1.	Philip Rivers, 2004-19	7,506
2.	Dan Fouts, 1973-87	5,604
3.	John Hadl, 1962-72	3,640
4.	Stan Humphries, 1992-97	2,350
5.	Drew Brees, 2001-05	1,809
6.	Jack Kemp, 1960-62	815
7.	John Friesz, 1990-93	747
8.	Doug Flutie, 2001-04	737
9.	Jim Harbaugh, 1999-00	636
10.	Billy Joe Tolliver, 1989-90	595

PASS COMPLETIONS

1.	Philip Rivers, 2004-19	4,850
2.	Dan Fouts, 1973-87	3,297
3.	John Hadl, 1962-72	1,824
4.	Stan Humphries, 1992-97	1,335
5.	Drew Brees, 2001-05	1,125
6.	Doug Flutie, 2001-04	408
7.	John Friesz, 1990-93	401
8.	Jack Kemp, 1960-62	389
9.	Jim Harbaugh, 1999-00	372
10.	Billy Joe Tolliver, 1989-90	305

PASSES INTERCEPTED

1.	Dan Fouts, 1973-87	242
2.	John Hadl, 1962-72	211
3.	Philip Rivers, 2004-19	196
4.	Stan Humphries, 1992-97	73
5.	Drew Brees, 2001-05	53
6.	Jack Kemp, 1960-62	49
7.	Ryan Leaf, 1998-00	33
8.	Tobin Rote, 1963-64	32
9.	Craig Whelihan, 1995-98	29
10.	Jim Harbaugh, 1999-00	24
	Billy Joe Tolliver, 1989-90	24

RECEIVING YARDS

1.	Antonio Gates, 2003-18	11,841
2.	Lance Alworth, 1962-70	9,584
3.	Charlie Joiner, 1976-86	9,203
4.	Gary Garrison, 1966-76	7,533
5.	Kellen Winslow, 1979-87	6,741
6.	Keenan Allen, 2013-19	6,252
7.	Wes Chandler, 1981-87	6,132
8.	Anthony Miller, 1988-93	5,582
9.	Malcom Floyd, 2004-15	5,550
10.	Vincent Jackson, 2005-11	4,754

RECEIVING TOUCHDOWNS

1.	Antonio Gates, 2003-18	116
2.	Lance Alworth, 1962-70	81
3.	Gary Garrison, 1966-76	58
4.	Charlie Joiner, 1976-86	47
5.	Kellen Winslow, 1979-87	45
6.	Wes Chandler, 1981-87	41
7.	Vincent Jackson, 2005-11	37
	Anthony Miller, 1988-93	37
9.	John Jefferson, 1978-80	36
10.	Malcom Floyd, 2004-15	34

RECEPTIONS

1.	Antonio Gates, 2003-18	955
2.	Charlie Joiner, 1976-86	586
3.	Kellen Winslow, 1979-87	541
4.	LaDainian Tomlinson, 2001-09	530
5.	Keenan Allen, 2013-19	510
6.	Lance Alworth, 1962-70	493
7.	Gary Garrison, 1966-76	404
8.	Ronnie Harmon, 1990-95	377
9.	Anthony Miller, 1988-93	374
10.	Wes Chandler, 1981-87	373

QUARTERBACK SACKS

1.	Leslie O'Neal, 1986, 1988-95	105.5
2.	Shaun Phillips, 2004-12	69.5
3.	Gary Johnson, 1975-84	67.0
4.	Lee Williams, 1984-90	65.5
5.	Fred Dean, 1975-81	53.5
6.	Melvin Ingram, 2012-19	47.5
7.	Junior Seau, 1990-02	47.0
8.	Raylee Johnson, 1993-03	46.0
9.	Shawne Merriman, 2005-09	43.5
	Leroy Jones, 1976-83	43.5

INTERCEPTIONS

1.	Gill Byrd, 1983-92	42
2.	Dick Harris, 1960-65	29
3.	Rodney Harrison, 1994-02	26
4.	Kenny Graham, 1964-69	25
5.	Mike Williams, 1975-82	24
6.	Joe Beauchamp, 1966-75	23
7.	Quentin Jammer, 2002-12	21
	Woodrowe Lowe, 1976-86	21
	Bob Howard, 1967-74	21
	Leslie "Speedy" Duncan, 1964-69	21

INTERCEPTION RETURN YARDS

1.	Gill Byrd, 1983-92	546
2.	Charlie McNeil, 1960-64	502
3.	Kenny Graham, 1964-69	477
4.	Joe Beauchamp, 1966-75	433
5.	Dick Harris, 1960-65	413
6.	Rodney Harrison, 1994-02	345
7.	Woodrowe Lowe, 1976-86	343
8.	Darren Carrington, 1991-94	337
9.	Leslie Duncan, 1964-69	322
10.	Glen Edwards, 1978-81	309

INTERCEPTION RETURN TOUCHDOWNS

1.	Kenny Graham, 1964-69	5
	Dick Harris, 1960-65	5
3.	Woodrowe Lowe, 1976-86	4
4.	Eric Weddle, 2007-13	3
	Joe Beauchamp, 1966-75	3
6.	Shaun Phillips, 2004-12	2
	Demorrio Williams, 2012	2
	Antonio Cromartie, 2006-09	2
	Clinton Hart, 2004-09	2
	Donnie Edwards, 2002-06	2
	(10) others with 2 each	2

TOUCHDOWNS SCORED

1.	LaDainian Tomlinson, 2001-09	153
2.	Antonio Gates, 2003-18	116
3.	Lance Alworth, 1962-70	83
4.	Gary Garrison, 1966-76	58
5.	Charlie Joiner, 1976-86	47
6.	Paul Lowe, 1960-68	46
7.	Kellen Winslow, 1979-87	45
	Chuck Muncie, 1980-84	45
9.	Melvin Gordon, 2015-19	44
10.	Wes Chandler, 1981-87	41

POINTS SCORED

1.	John Carney, 1990-00	1,076
2.	LaDainian Tomlinson, 2001-09	918
3.	Nate Kaeding, 2004-12	889
4.	Rolf Benirschke, 1977-86	766
5.	Antonio Gates, 2003-18	700
6.	Lance Alworth, 1962-70	500
7.	Nick Novak, 2011-14	459
8.	Dennis Partee, 1968-75	380
9.	Gary Garrison, 1966-76	348
10.	Charlie Joiner, 1976-86	282



FIELD GOALS

1.	John Carney, 1990-00.....	261
2.	Nate Kaeding, 2004-12.....	180
3.	Rolf Benirschke, 1977-86.....	146
4.	Nick Novak, 2011-14, 17.....	110
5.	Dennis Partee, 1968-75.....	71
6.	Josh Lambo, 2015-16.....	52
7.	George Blair, 1961-64.....	50
8.	Steve Christie, 2001-03.....	42
9.	Ray Wersching, 1973-76.....	32
10.	Dick Van Raaphorst, 1966-67.....	31

FIELD GOAL ATTEMPTS

1.	John Carney, 1990-00.....	320
2.	Rolf Benirschke, 1977-86.....	208
3.	Nate Kaeding, 2004-12.....	207
4.	Nick Novak, 2011-14, 17.....	130
5.	Dennis Partee, 1968-75.....	121
6.	George Blair, 1961-64.....	80
7.	Ray Wersching, 1973-76.....	68
8.	Josh Lambo, 2015-16.....	64
9.	Dick Van Raaphorst, 1966-67.....	61
10.	Steve Christie, 2001-03.....	57

KICKOFF RETURN YARDS

1.	Darren Sproles, 2005-10.....	6,469
2.	Ronney Jenkins, 2000-02.....	3,997
3.	Andre Coleman, 1994-96.....	3,914
4.	Leslie "Speedy" Duncan, 1964-70.....	3,386
5.	James Brooks, 1981-83.....	2,305
6.	Kenny Bynum, 1997-00.....	2,182
7.	Lionel James, 1984-88.....	2,094
8.	Nate Lewis, 1990-93.....	2,047
9.	Artie Owens, 1976-79.....	1,998
10.	Tim Dwight, 2001-04.....	1,876

KICKOFF RETURN TOUCHDOWNS

1.	Andre Coleman, 1994-96.....	4
2.	Ronney Jenkins, 2000-02.....	3
3.	Darren Sproles, 2005-10.....	2
	Anthony Miller, 1988-93.....	2
5.	Micheal Spurlock, 2012.....	1
	Tim Dwight, 2001-04.....	1
	Richard Goodman, 2010-11.....	1
	Rodney Harrison, 1994-02.....	1
	Nate Lewis, 1990-93.....	1
	Jamie Holland, 1987-89.....	1
	Gary Anderson, 1985-88.....	1
	Keith Lincoln, 1960-66.....	1

KICKOFF RETURNS

1.	Darren Sproles, 2005-10.....	258
2.	Andre Coleman, 1994-96.....	166
3.	Ronney Jenkins, 2000-02.....	165
4.	Leslie "Speedy" Duncan, 1964-70.....	134
5.	Kenny Bynum, 1997-00.....	107
6.	James Brooks, 1981-83.....	105
7.	Lionel James, 1984-88.....	99
8.	Nate Lewis, 1990-93.....	92
9.	Artie Owens, 1976-79.....	88
10.	Tim Dwight, 2001-04.....	80

PUNT RETURN YARDS

1.	Mike Fuller, 1975-80.....	2,388
2.	Leslie "Speedy" Duncan, 1964-70.....	1,651
3.	Darrien Gordon, 1993-94, 96.....	1,407
4.	Lionel James, 1984-88.....	1,193
5.	Darren Sproles, 2005-10.....	935
6.	Eric Parker, 2002-06.....	881
7.	James Brooks, 1981-83.....	565
8.	Tim Dwight, 2001-04.....	508
9.	Eric Metcalf, 1997.....	489
10.	Desmond King, 2017-19.....	417

PUNT RETURN TOUCHDOWNS

1.	Leslie "Speedy" Duncan, 1964-70.....	4
2.	Eric Metcalf, 1997.....	3
	Darrien Gordon, 1993-94, 96.....	3
4.	Darren Sproles, 2005-10.....	2
	Lionel James, 1984-88.....	2
	Mike Fuller, 1975-80.....	2
	Ron Smith, 1973.....	2
	Desmond King, 2017-19.....	2
8.	Travis Benjamin, 2017-18.....	1
	Micheal Spurlock, 2012.....	1
	Tim Dwight, 2001-04.....	1
	(4) others with 1 each	

PUNT RETURNS

1.	Mike Fuller, 1975-80.....	212
2.	Leslie "Speedy" Duncan, 1964-70.....	138
3.	Lionel James, 1984-88.....	124
4.	Darren Sproles, 2005-10.....	114
5.	Eric Parker, 2002-06.....	105
6.	Darrien Gordon, 1993-94, 96.....	103
7.	James Brooks, 1981-83.....	52
8.	Tim Dwight, 2001-04.....	46
9.	Eric Metcalf, 1997.....	45
10.	Desmond King, 2017-19.....	42

MOST SEASONS

1.	David Binn, 1994-10.....	17
2.	Antonio Gates, 2003-18.....	16
	Philip Rivers, 2004-19.....	16
4.	Dan Fouts, 1973-87.....	15
	Russ Washington, 1968-82.....	15
6.	Doug Wilkerson, 1971-84.....	14
	Don Macek, 1976-89.....	14
8.	Mike Scifres, 2003-15.....	13
	Junior Seau, 1990-02.....	13
10.	Jamal Williams, 1998-09.....	12

MOST GAMES PLAYED

1.	David Binn, 1994-10.....	256
2.	Antonio Gates, 2003-18.....	236
3.	Philip Rivers, 2004-19.....	226
4.	Junior Seau, 1990-02.....	200
	Russ Washington, 1968-82.....	200
6.	Mike Scifres, 2003-15.....	195
	Doug Wilkerson, 1971-84.....	195
8.	Dan Fouts, 1973-87.....	181
9.	Quentin Jammer, 2002-12.....	172
10.	Charlie Joiner, 1976-86.....	164
	Woodrow Lowe, 1976-86.....	164



SINGLE SEASON TOP-10

RUSHING YARDS

1.	LaDainian Tomlinson, 2006	1,815
2.	LaDainian Tomlinson, 2002	1,683
3.	LaDainian Tomlinson, 2003	1,645
4.	LaDainian Tomlinson, 2007	1,474
5.	LaDainian Tomlinson, 2005	1,462
6.	Natrone Means, 1994	1,350
7.	LaDainian Tomlinson, 2004	1,335
8.	Ryan Mathews, 2013	1,255
9.	LaDainian Tomlinson, 2001	1,236
10.	Marion Butts, 1990	1,225

RUSHING TOUCHDOWNS

1.	LaDainian Tomlinson, 2006	28
2.	Chuck Muncie, 1981	19
3.	LaDainian Tomlinson, 2005	18
4.	LaDainian Tomlinson, 2004	17
5.	LaDainian Tomlinson, 2007	15
6.	LaDainian Tomlinson, 2002	14
7.	LaDainian Tomlinson, 2003	13
8.	LaDainian Tomlinson, 2009	12
	Natrone Means, 1994	12
	Chuck Muncie, 1983	12
	Clarence Williams, 1979	12

RUSHING ATTEMPTS

1.	LaDainian Tomlinson, 2002	372
2.	LaDainian Tomlinson, 2006	348
3.	Natrone Means, 1994	343
4.	LaDainian Tomlinson, 2005	339
	LaDainian Tomlinson, 2004	339
	LaDainian Tomlinson, 2001	339
7.	LaDainian Tomlinson, 2007	315
8.	LaDainian Tomlinson, 2003	313
9.	Earnest Jackson, 1984	296
10.	LaDainian Tomlinson, 2008	292

TOTAL YARDS FROM SCRIMMAGE

1.	LaDainian Tomlinson, 2003	2,370
2.	LaDainian Tomlinson, 2006	2,323
3.	LaDainian Tomlinson, 2002	2,172
4.	LaDainian Tomlinson, 2007	1,949
5.	LaDainian Tomlinson, 2005	1,832
6.	LaDainian Tomlinson, 2004	1,776
7.	LaDainian Tomlinson, 2001	1,603
8.	Lance Alworth, 1965	1,590
9.	Natrone Means, 1994	1,585
10.	Melvin Gordon, 2017	1,581

PASSING YARDS

1.	Dan Fouts, 1981	4,802
2.	Philip Rivers, 2015	4,792
3.	Dan Fouts, 1980	4,715
4.	Philip Rivers, 2010	4,710
5.	Philip Rivers, 2011	4,624
6.	Philip Rivers, 2017	4,515
7.	Philip Rivers, 2013	4,478
8.	Philip Rivers, 2016	4,386
9.	Philip Rivers, 2018	4,308
10.	Philip Rivers, 2014	4,286

TOUCHDOWN PASSES

1.	Philip Rivers, 2008	34
2.	Philip Rivers, 2016	33
	Dan Fouts, 1981	33
4.	Philip Rivers, 2013	32
	Philip Rivers, 2018	32
6.	Philip Rivers, 2014	31
7.	Philip Rivers, 2010	30
	Dan Fouts, 1980	30
9.	Philip Rivers, 2015	29
10.	Philip Rivers, 2009	28
	Philip Rivers, 2017	28

PASS ATTEMPTS

1.	Philip Rivers, 2015	661
2.	Dan Fouts, 1981	609
3.	Dan Fouts, 1980	589
4.	Philip Rivers, 2011	582
5.	Philip Rivers, 2016	578
6.	Philip Rivers, 2017	575
7.	Philip Rivers, 2014	570
8.	Philip Rivers, 2013	544
9.	Philip Rivers, 2010	541
10.	Dan Fouts, 1979	530

PASS COMPLETIONS

1.	Philip Rivers, 2015	437
2.	Philip Rivers, 2014	379
3.	Philip Rivers, 2013	378
4.	Philip Rivers, 2011	366
5.	Dan Fouts, 1981	360
	Philip Rivers, 2017	360
7.	Philip Rivers, 2010	357
8.	Philip Rivers, 2016	349
9.	Philip Rivers, 2018	347
10.	Dan Fouts, 1980	348

PASSES INTERCEPTED

1.	John Hadl, 1968	32
2.	John Hadl, 1972	26
3.	John Hadl, 1971	25
	Jack Kemp, 1960	25
5.	Dan Fouts, 1980	24
	Dan Fouts, 1979	24
	John Hadl, 1962	24
8.	Dan Fouts, 1986	22
	John Hadl, 1967	22
	Jack Kemp, 1961	22

RECEIVING YARDS

1.	Lance Alworth, 1965	1,602
2.	Keenan Allen, 2017	1,393
3.	Lance Alworth, 1966	1,383
4.	John Jefferson, 1980	1,340
5.	Lance Alworth, 1968	1,312
6.	Kellen Winslow, 1980	1,290
7.	Anthony Miller, 1989	1,252
8.	Lance Alworth, 1964	1,235
9.	Tony Martin, 1995	1,224
10.	Lance Alworth, 1963	1,205

RECEIVING TOUCHDOWNS

1.	Tony Martin, 1996	14
	Lance Alworth, 1965	14
3.	Antonio Gates, 2004	13
	John Jefferson, 1980	13
	John Jefferson, 1978	13
	Lance Alworth, 1966	13
	Lance Alworth, 1964	13
8.	Antonio Gates, 2014	12
	Gary Garrison, 1970	12
10.	Lance Alworth, 1963	11

RECEPTIONS

1.	Keenan Allen, 2017	102
2.	LaDainian Tomlinson, 2003	100
3.	Keenan Allen, 2018	97
4.	Tony Martin, 1995	90
	Keenan Allen, 2019	90
6.	Antonio Gates, 2005	89
	Kellen Winslow, 1980	89
8.	Kellen Winslow, 1983	88
	Kellen Winslow, 1981	88
10.	Lionel James, 1985	86

QUARTERBACK SACKS (since 1982)

1.	Shawne Merriman, 2006	17
	Leslie O'Neal, 1992	17
3.	Lee Williams, 1986	15
4.	Lee Williams, 1989	14
5.	Leslie O'Neal, 1990	13.5
6.	Marcellus Wiley, 2001	13
7.	Shawne Merriman, 2007	12.5
	Leslie O'Neal, 1995	12.5
	Leslie O'Neal, 1994	12.5
	Leslie O'Neal, 1989	12.5
	Leslie O'Neal, 1986	12.5
	Joey Bosa, 2017	12.5

INTERCEPTIONS

1.	Antonio Cromartie, 2007	10
2.	Charlie McNeil, 1961	9
3.	Ryan McNeil, 2001	8
	Dick Harris, 1963	8
	Claude Gibson, 1962	8
	Bob Zeman, 1961	8
7.	Casey Hayward, 2016	7
	Darren Carrington, 1993	7
	Eric Weddle, 2011	7
	Gill Byrd, 1990	7
	(8) others with 7 each	

INTERCEPTION RETURN YARDS

1.	Charlie McNeil, 1961	349
2.	Stanley Richard, 1994	224
3.	Vencie Glenn, 1987	166
4.	Gill Byrd, 1984	157
5.	Jeff Dale, 1986	153
6.	Darren Carrington, 1992	152
7.	Bob Laraba, 1961	151
8.	Woodrow Lowe, 1979	150
9.	Antonio Cromartie, 2007	144
10.	Dick Harris, 1961	140

INTERCEPTION RETURN TOUCHDOWNS

1.	Dick Harris, 1961	3
2.	Demorrio Williams, 2012	2
	Clinton Hart, 2005	2
	Stanley Richard, 1994	2
	Gill Byrd, 1984	2
	Woodrow Lowe, 1979	2
	Kenny Graham, 1969	2
	Joe Beauchamp, 1968	2
	Bob Laraba, 1961	2
	Charlie McNeil, 1961	2

TOUCHDOWNS SCORED

1.	LaDainian Tomlinson, 2006	31
2.	LaDainian Tomlinson, 2005	20
3.	Chuck Muncie, 1981	19
4.	LaDainian Tomlinson, 2007	18
	LaDainian Tomlinson, 2004	18
6.	LaDainian Tomlinson, 2003	17
7.	LaDainian Tomlinson, 2002	15
	Lance Alworth, 1964	15
9.	Tony Martin, 1996	14
	Lance Alworth, 1965	14

POINTS SCORED

1.	LaDainian Tomlinson, 2006	186
2.	Nate Kaeding, 2009	146
3.	Nick Novak, 2013	144
4.	Nate Kaeding, 2006	136
5.	John Carney, 1994	135
6.	Nate Kaeding, 2008	127
7.	John Carney, 1993	124
8.	Nick Novak, 2011	122
9.	Josh Lambo, 2016	120
	LaDainian Tomlinson, 2005	120



FIELD GOALS

1.	Nick Novak, 2013.....	34
	John Carney, 1994.....	34
3.	Nate Kaeding, 2009.....	32
4.	John Carney, 1999.....	31
	John Carney, 1993.....	31
6.	John Carney, 1996.....	29
7.	Nick Novak, 2011.....	27
	Nate Kaeding, 2008.....	27
9.	Josh Lambo, 2016.....	26
	Josh Lambo, 2015.....	26
	(3) others with 26 each	

FIELD GOAL ATTEMPTS

1.	John Carney, 1993.....	40
2.	John Carney, 1994.....	38
3.	Nick Novak, 2013.....	37
4.	John Carney, 1999.....	36
	John Carney, 1996.....	36
	Rolf Benirschke, 1980.....	36
7.	Nate Kaeding, 2009.....	35
8.	Nick Novak, 2011.....	34
9.	Josh Lambo, 2016.....	32
	Josh Lambo, 2015.....	32
	(4) others with 32 each	

KICKOFF RETURN YARDS

1.	Ronney Jenkins, 2001.....	1,541
2.	Ronney Jenkins, 2000.....	1,531
3.	Darren Sproles, 2005.....	1,528
4.	Andre Coleman, 1995.....	1,411
5.	Darren Sproles, 2008.....	1,376
6.	Darren Sproles, 2009.....	1,300
7.	Andre Coleman, 1994.....	1,293
8.	Darren Sproles, 2010.....	1,257
9.	Tim Dwight, 2004.....	1,222
10.	Andre Coleman, 1996.....	1,210

KICKOFF RETURN TOUCHDOWNS

1.	Ronney Jenkins, 2001.....	2
	Andre Coleman, 1995.....	2
	Andre Coleman, 1994.....	2
4.	Micheal Spurlock, 2012.....	1
	Richard Goodman, 2011.....	1
	Darren Sproles, 2007, 2008.....	1
	Tim Dwight, 2004.....	1
	Ronney Jenkins, 2000.....	1
	Rodney Harrison, 1997.....	1
	Nate Lewis, 1991.....	1
	(6) others with 1 each	

KICKOFF RETURNS

1.	Ronney Jenkins, 2000.....	67
2.	Darren Sproles, 2005.....	63
3.	Andre Coleman, 1995.....	62
4.	Ronney Jenkins, 2001.....	58
5.	Andre Coleman, 1996.....	55
6.	Darren Sproles, 2009.....	54
7.	Darren Sproles, 2008.....	53
8.	Darren Sproles, 2010.....	51
9.	Tim Dwight, 2004.....	50
	Leon Johnson, 2003.....	50

PUNT RETURN YARDS

1.	Darrien Gordon, 1996.....	537
2.	Eric Metcalf, 1997.....	489
3.	Darrien Gordon, 1994.....	475
4.	Leslie "Speedy" Duncan, 1965.....	464
5.	Mike Fuller, 1979.....	448
6.	Mike Fuller, 1978.....	436
	Mike Fuller, 1976.....	436
8.	Leslie "Speedy" Duncan, 1967.....	434
9.	Mike Fuller, 1975.....	410
10.	Lionel James, 1987.....	400

PUNT RETURN TOUCHDOWNS

1.	Eric Metcalf, 1997.....	3
2.	Darrien Gordon, 1994.....	2
	Ron Smith, 1973.....	2
	Leslie "Speedy" Duncan, 1965.....	2
5.	Travis Benjamin, 2017.....	1
	Micheal Spurlock, 2012.....	1
	Darren Sproles, 2007, 2009.....	1
	Tim Dwight, 2001.....	1
	Darrien Gordon, 1996.....	1
	Desmond King, 2019.....	1
	(12) others with 1 each	

PUNT RETURNS

1.	Mike Fuller, 1979.....	46
2.	Eric Metcalf, 1997.....	45
3.	Mike Fuller, 1978.....	39
4.	Eric Parker, 2006.....	37
5.	Darrien Gordon, 1996.....	36
	Darrien Gordon, 1994.....	36
	Mike Fuller, 1975.....	36
	Leslie "Speedy" Duncan, 1967.....	36
9.	Mike Fuller, 1976.....	33
10.	Latario Rachal, 1998.....	32
	Lionel James, 1987.....	32



CAREER 10 LONGEST

RUNS FROM SCRIMMAGE

87t	—	Melvin Gordon at New England Oct. 29, 2017
87t	—	Paul Lowe at Dallas Sept. 10, 1961
86t	—	Keith Lincoln at Oakland Sept. 30, 1962
85t	—	LaDainian Tomlinson vs. K.C. Dec. 17, 2006
83t	—	Michael Turner at Indianapolis Dec. 18, 2005
80t	—	Brad Hubbert vs. N.Y. Jets Dec. 24, 1967
76	—	LaDainian Tomlinson vs. Den. Dec. 1, 2002
76t	—	Keith Lincoln at Kansas City Oct. 20, 1963
74t	—	Michael Turner at Denver Oct. 7, 2007
73t	—	LaDainian Tomlinson vs. Minn. Nov. 9, 2003
		Chuck Muncie at Seattle, Nov. 16, 1981

PASS COMPLETIONS

99t	—	Humphries to Martin at Sea. Sept. 18, 1994
91t	—	Kemp to Lincoln at Denver Nov. 12, 1961
88t	—	Luther to Duckworth vs. Chi. Dec. 3, 1984
85t	—	Hadl to Alworth at Boston Oct. 17, 1965
		Rote to Alworth at Denver Oct. 6, 1963
84t	—	Hadl to Garrison at N.Y. Jets Oct. 5, 1968
		Rivers to Ekeler at Jacksonville, Dec. 8, 2019
83t	—	Leaf to Graham at Denver Nov. 19, 2000
82t	—	Rote to Alworth vs. N.Y. Jets Dec. 6, 1964
81t	—	Rivers to Sproles vs. Balt. Sept. 20, 2009
		Fouts to Joiner vs. Houston Oct. 17, 1976

FIELD GOALS

59	—	Michael Badgley vs. Cincinnati Dec. 9, 2018
57	—	Nate Kaeding at Tampa Bay Dec. 21, 2008
55	—	N. Kaeding vs. Kansas City Nov. 29, 2009
54	—	Josh Lambo vs. Pittsburgh Oct. 12, 2015
		Nate Kaeding at Baltimore Oct. 1, 2006
		John Carney at Kansas City Sept. 17, 2000
		John Carney vs. Buffalo Sept. 6, 1998
		John Carney vs. Seattle Nov. 10, 1991
53	—	Nick Novak vs. Denver Nov. 27, 2011
		Nate Kaeding at Atlanta Oct. 17, 2004
		Steve Christie at Buffalo Dec. 15, 2002
		John Carney vs. Seattle Sept. 1, 1996
		John Carney at N.Y. Jets Nov. 24, 1991
		(2) others with 53-yard field goals each

PUNTS

82	—	Paul Maguire vs. Dallas Nov. 19, 1961
73	—	Dennis Partee at Denver Oct. 17, 1971
72	—	Mike Scifres at Buffalo Sept. 21, 2014
71	—	Mike Scifres vs. Oakland Nov. 10, 2011
		Mike Scifres at Baltimore Oct. 1, 2006
		Mike Scifres vs. Oakland Dec. 4, 2005
		Maury Buford at Denver Sept. 12, 1982
		John Hadl at Denver Nov. 8, 1964
70	—	Mike Scifres vs. Baltimore Nov. 25, 2007
69	—	(2x) Last: Drew Kaser vs. Denver Oct. 22, 2017

INTERCEPTION RETURNS

103t	—	Vencie Glenn vs. Denver Nov. 29, 1987
102t	—	Donald Frank at L.A. Raiders Oct. 31, 1993
100t	—	Leslie Duncan vs. Kansas City Oct. 15, 1967
99t	—	Shaun Gayle at N.Y. Giants Dec. 23, 1995
		Stanley Richard at Denver Sept. 4, 1994
		Gill Byrd at Kansas City Oct. 4, 1984
90t	—	Jahleel Addae vs. Kansas City Jan. 1, 2017
		Desmond King at Dallas Nov. 23, 2017
86	—	Trevor Williams vs. San Fran. Sept. 30, 2018
83t	—	Willie Clark at Oakland Sept. 22, 1996
80t	—	Quentin Jammer vs. Denver Oct. 15, 2012
		Coy Bacon at Denver Nov. 11, 1973

KICKOFF RETURNS

105t	—	Richard Goodman at Oakland Jan. 1, 2012
103t	—	Darren Sproles at Denver Sept. 14, 2008
		Keith Lincoln vs. N.Y. Titans Sept. 16, 1962
99t	—	Micheal Spurlock vs. Oakland Dec. 30, 2012
98t	—	Andre Coleman vs. San Francisco Jan. 29, 1995
		Gary Anderson at Denver, Nov. 17, 1985
95t	—	Nate Lewis vs. New Orleans, Nov. 17, 1991
94t	—	Jamie Holland vs. Kansas City Dec. 18, 1988
93t	—	Ronney Jenkins at Oakland Nov. 18, 2001
		R. Jenkins vs. New Orleans Sept. 10, 2000
		Anthony Miller at L.A. Rams, Nov. 20, 1988

PUNT RETURNS

95t	—	Leslie Duncan vs. N.Y. Jets Nov. 24, 1968
90t	—	Darrien Gordon at L.A. Raiders Sept. 25, 1994
88t	—	Andre Coleman at Philadelphia Sept. 17, 1995
		Mike Fuller at New Orleans Oct. 9, 1977
85t	—	Eric Metcalf at Cincinnati Nov. 2, 1997
84t	—	Tim Dwight vs. Washington Sept. 9, 2001
		Ron Smith vs. New Orleans Nov. 18, 1973
83t	—	Eric Metcalf vs. Denver Nov. 30, 1997
82t	—	Paul Lowe at Boston Oct. 7, 1961
81t	—	Darrien Gordon vs. K.C. Sept. 29, 1996
		Lionel James vs. St. Louis, Sept. 20, 1987
		Leslie Duncan vs. Buffalo, Sept. 4, 1966

FUMBLE RETURNS

86t	—	Eric Weddle vs. Atlanta Nov. 30, 2008
82t	—	Donnie Edwards at St. Louis Nov. 10, 2002
81t	—	Vencie Glenn vs. N.Y. Giants Oct. 22, 1989
79t	—	Marlon McCree vs. St. Louis Oct. 29, 2006
78t	—	Paul Bradford at San. Fran. Nov. 23, 1997
75t	—	Keith Browner (25 yds.) lateral to Sam Seale (50 yds.) at L.A. Rams Nov. 20, 1988
61t	—	Caraun Reid at Indianapolis Sept. 25, 2016
58t	—	Rick Redman vs. Miami Oct. 2, 1966
53t	—	Darrell Stuckey vs. New England Dec. 7, 2014
53	—	Henry Rolling at L.A. Raiders Oct. 6, 1991

BLOCKED PUNT RETURNS

35t	—	Bob Zeman at Boston Oct. 7, 1961
21t	—	Derrie Nelson vs. Dallas Nov. 13, 1983
19	—	Pete Lazetich vs. Denver Sept. 24, 1972
5	—	Gene Selawski at Oak. (at S.F.) Oct. 22, 1961
4	—	Wayne Davis at Denver Nov. 17, 1985
3	—	Steve Heiden at Carolina Dec. 17, 2000
0s	—	Carlos Polk at Arizona Sept. 22, 2002
0t	—	Jacob Hester at Kansas City Oct. 25, 2009
		Darryll Lewis vs. Indianapolis Sept. 26, 1999
0	—	Corey Lynch at Oakland Sept. 10, 2012

BLOCKED FIELD GOAL RETURNS

72t	—	Leslie Duncan vs. Denver Nov. 23, 1967
35	—	Tom Day vs. Kansas City Oct. 15, 1967
28	—	Jim Tolbert vs. St. Louis Nov. 15, 1971
27	—	Kenny Graham at Kansas City Nov. 15, 1964
25	—	Jeff Staggs vs. Houston, Oct. 25, 1970

MISSED FIELD GOAL RETURNS

109t	—	Antonio Cromartie at Minnesota, Nov. 4, 2007 (NFL Record)
------	---	---



OPPONENT 10 LONGEST

RUNS FROM SCRIMMAGE

90t	—	Colin Kaepernick (at San Francisco) Dec. 20, 2014	37t	—	Frank Warren (New Orleans) Nov. 17, 1991
89t	—	Kenny King (at Oakland) Oct. 12, 1980	29t	—	Adam Hayward (at Tampa Bay) Nov. 11, 2012
81	—	Billy Sims (Detroit) Sept. 30, 1984	16	—	Randy McClanahan (at Oakland) Sept. 18, 1977
77	—	Napoleon Kaufman (at Oak.) Sept. 22, 1996	15	—	Walt Landers (Green Bay) Sept. 24, 1978
74t	—	Jack Spikes (at Dallas Texans) Sept. 10, 1961	14	—	Glen Cadrez (Kansas City) Oct. 13, 2002
71t	—	Corey Dillon (at Cincinnati) Nov. 2, 1997	9	—	Tyrone Braxton (Denver) Oct. 2, 1988
69t	—	Kareem Hunt (K.C.) Sept. 24, 2017	5t	—	Hiram Eugene (at Oakland) Oct. 10, 2010
69t	—	Herman Heard (at K.C.) Oct. 14, 1984	2t	—	Jerry Robinson (L.A. Raiders) Nov. 20, 1986
68	—	Henry Bell (at Denver) Oct. 16, 1960	0s	—	Nick Schommer (Tennessee) Oct. 31, 2010
68	—	LeGarrett Blount (Philadelphia) Oct. 1, 2017			Rock Cartwright (at Oakland) Oct. 10, 2010

PASS COMPLETIONS

99t	—	Green to Boerigter (at K.C.) Dec. 22, 2002	66	—	Tommy Casanova (at Cincinnati) Sept. 22, 1974
98t	—	Lee to Dewveall (at Houston) Nov. 25, 1962	65t	—	Matt Ware (at Philadelphia) Oct. 23, 2005
96t	—	Montana to Rice (San Fran.) Nov. 27, 1988	60	—	Louis Wright (at Denver) Nov. 17, 1985
93t	—	Morton to Watson (at Denver) Sept. 27, 1981	54t	—	Doug Evans (at Carolina) Dec. 17, 2000
90t	—	DeBerg to Birden (at K.C.) Nov. 18, 1990	42t	—	Ray McElroy (Indianapolis) Oct. 26, 1997
		Davidson to Dorsey (Oakland) Dec. 2, 1962	28	—	John Barmlett (Denver) Nov. 27, 1966
89t	—	O'Donnell to Stone (at Pit.) Sept. 1, 1991	17	—	Charlie West (Minnesota) Dec. 5, 1971
87t	—	Namath to Maynard (N.Y. Jets) Nov. 24, 1968	16	—	Mike Statton (Buffalo) Oct. 1, 1967
		Tripacko to Frazier (at Denver) Nov. 12, 1961			Fletcher Smith (Kansas City) Oct. 15, 1967
		Carr to Cooper (Oakland) Dec. 31, 2017			
84t	—	Campbell to Kelly (Washington) Jan. 3, 2010			
		(4) other completions of 84t yards			

INTERCEPTION RETURNS

102t	—	Louis Breeden (Cincinnati) Nov. 8, 1981	54	—	Neil Rackers (at Cincinnati) Sept. 8, 2002
99t	—	Janoris Jenkins (St. Louis) Nov. 23, 2014			Jason Elam (Denver) (3x) Last: Dec. 1, 2002
		Kevin Ross (Kansas City) Sept. 6, 1992			Rian Lindell (Seattle) Dec. 30, 2001
96t	—	Ray Griffin (at Cincinnati) Nov. 11, 1979			Sebastian Janikowski (Oakland) Oct. 29, 2000
		Bashaud Breeland (Washington) Dec. 10, 2017			Kevin Butler (Chicago) Nov. 14, 1993
91t	—	Chad Greenway (at Minnesota) Sept. 27, 2015			John Kasay (at Seattle) Nov. 10, 1991
		Fred Williamson (at Oakland) Sept. 30, 1962			Norm Johnson (at Seattle) Oct. 6, 1986
90t	—	Leroy Butler (at Green Bay) Sept. 15, 1996			Raul Allegre (at Indianapolis) Nov. 4, 1994
		Deion Sanders (San Fran.) Dec. 11, 1994			Cody Parkey (Miami) Sept. 17, 2017
87t	—	Mark McMillian (Kansas City) Dec. 14, 1997			Mason Crosby (Green Bay) Nov. 3, 2019
83t	—	Leonard Johnson (at Tampa Bay) Nov. 11, 2012			

FUMBLE RETURNS

68	—	A.J. Duhe (Miami) Oct. 15, 1978	81	—	Dustin Colquitt (at Kansas City) Dec. 2, 2007
65t	—	Tony Carter (Denver) Oct. 15, 2012	79	—	Drew Butler (at Pittsburgh) Dec. 9, 2012
64t	—	Tyvon Branch (at Oakland) Oct. 10, 2010	77	—	Greg Montgomery (Houston) Sept. 19, 1993
63t	—	Joey Browner (at Minnesota) Sept. 2, 1984	75	—	Kevin Huber (Cincinnati) Dec. 1, 2013
63	—	Rob Ninkovich (New England) Oct. 24, 2010	74	—	Bob Grupp (at Kansas City) Nov. 4, 1979
62	—	Carlton Gray (at Seattle) Oct. 27, 1996	73	—	Shane Lechler (Oakland) Sept. 28, 2003
59t	—	George Atkinson (at Oakland) Nov. 25, 1973	72	—	Ryan Plackemeier (at Seattle) Dec. 24, 2006
56t	—	Ifeadi Odenigbo (Minnesota) Dec. 15, 2019			Chris Gardocki (Indianapolis) Oct. 26, 1997
55t	—	Robert Lyles (at Houston) Dec. 6, 1987			Bob Scarpitto (at Denver) Oct. 22, 1967
54t	—	Mike Montgomery (Dallas) Nov. 5, 1972			Jerrel Wilson (Kansas City) Sept. 29, 1963

KICKOFF RETURNS

104t	—	Ira Mathews (at Oakland) Oct. 25, 1979			
103t	—	Percy Harvin (vs. Minnesota) Sept. 11, 2011			
101t	—	Leon Washington (at Seattle) Sept. 26, 2010			
		Brian Mitchell (at Washington) Dec. 6, 1998			
99t	—	Leon Washington (at Seattle) Sept. 26, 2010			
		Byron Hanspard (Atlanta) Dec. 7, 1997			
98t	—	Will Blackwell (Pittsburgh) Dec. 24, 2000			
97t	—	Cassius Vaughn (at Denver) Jan. 2, 2011			
		Tim Brown (at L.A. Raiders) Sept. 4, 1988			
96t	—	Dante Hall (at Kansas City) Nov. 28, 2004			

PUNT RETURNS

95t	—	Tyreek Hill (Kansas City) Jan. 1, 2017			
94t	—	Dexter McCluster (at Kansas City) Sept. 13, 2010			
92t	—	Rick Upchurch (at Denver) Oct. 3, 1976			
91t	—	Tyreek Hill (Kansas City) Jan. 1, 2018			
86t	—	Tamarick Vanover (at Kansas City) Oct. 9, 1995			
82t	—	George Atkinson (at Oakland) Oct. 13, 1968			
82	—	Ray Buchanan (at Indianapolis) Nov. 3, 1996			
81	—	Dennis Northcutt (Cleveland) Nov. 5, 2006			
80t	—	Phillip Buchanon (Oakland) Dec. 28, 2003			
79t	—	Lemar Parrish (Cincinnati) Dec. 6, 1970			

BLOCKED PUNT RETURNS

37t	—	Frank Warren (New Orleans) Nov. 17, 1991			
29t	—	Adam Hayward (at Tampa Bay) Nov. 11, 2012			
16	—	Randy McClanahan (at Oakland) Sept. 18, 1977			
15	—	Walt Landers (Green Bay) Sept. 24, 1978			
14	—	Glen Cadrez (Kansas City) Oct. 13, 2002			
9	—	Tyrone Braxton (Denver) Oct. 2, 1988			
5t	—	Hiram Eugene (at Oakland) Oct. 10, 2010			
2t	—	Jerry Robinson (L.A. Raiders) Nov. 20, 1986			
0s	—	Nick Schommer (Tennessee) Oct. 31, 2010			
		Rock Cartwright (at Oakland) Oct. 10, 2010			

BLOCKED FIELD GOAL RETURNS

66	—	Tommy Casanova (at Cincinnati) Sept. 22, 1974			
65t	—	Matt Ware (at Philadelphia) Oct. 23, 2005			
60	—	Louis Wright (at Denver) Nov. 17, 1985			
54t	—	Doug Evans (at Carolina) Dec. 17, 2000			
42t	—	Ray McElroy (Indianapolis) Oct. 26, 1997			
28	—	John Barmlett (Denver) Nov. 27, 1966			
17	—	Charlie West (Minnesota) Dec. 5, 1971			
16	—	Mike Statton (Buffalo) Oct. 1, 1967			
		Fletcher Smith (Kansas City) Oct. 15, 1967			

FIELD GOALS

58	—	Dan Miller (Baltimore Colts) Dec. 26, 1982			
56	—	Sebastian Janikowski (at Oakland) Oct. 9, 2016			
55	—	Jason Elam (Denver) Nov. 7, 1999			
		Gary Anderson (at Pittsburgh) Nov. 25, 1984			
54	—	Neil Rackers (at Cincinnati) Sept. 8, 2002			
		Jason Elam (Denver) (3x) Last: Dec. 1, 2002			
		Rian Lindell (Seattle) Dec. 30, 2001			
		Sebastian Janikowski (Oakland) Oct. 29, 2000			
		Kevin Butler (Chicago) Nov. 14, 1993			
		John Kasay (at Seattle) Nov. 10, 1991			
		Norm Johnson (at Seattle) Oct. 6, 1986			
		Raul Allegre (at Indianapolis) Nov. 4, 1994			
		Cody Parkey (Miami) Sept. 17, 2017			
		Mason Crosby (Green Bay) Nov. 3, 2019			

PUNTS

81	—	Dustin Colquitt (at Kansas City) Dec. 2, 2007			
79	—	Drew Butler (at Pittsburgh) Dec. 9, 2012			
77	—	Greg Montgomery (Houston) Sept. 19, 1993			
75	—	Kevin Huber (Cincinnati) Dec. 1, 2013			
74	—	Bob Grupp (at Kansas City) Nov. 4, 1979			
73	—	Shane Lechler (Oakland) Sept. 28, 2003			
72	—	Ryan Plackemeier (at Seattle) Dec. 24, 2006			
		Chris Gardocki (Indianapolis) Oct. 26, 1997			
		Bob Scarpitto (at Denver) Oct. 22, 1967			
		Jerrel Wilson (Kansas City) Sept. 29, 1963			



OPPONENT TOP PERFORMANCES

TEAM RUSHING YARDS (250+)

378	—	at Minnesota Nov. 4, 2007
355	—	at San Francisco Dec. 20, 2014
328	—	at Denver Nov. 28, 1975
294	—	Kansas City Dec. 18, 1966
277	—	at Seattle Nov. 22, 1987
		Houston Sept. 23, 1962
275	—	Cleveland Sept. 29, 1985
273	—	at Detroit Oct. 22, 1978
266	—	at Houston Sept. 18, 1960
262	—	Kansas City Oct. 27, 1974
256	—	New England Oct. 16, 1977
255	—	at Pittsburgh Oct. 31, 1976
251	—	Oakland Dec. 5, 2010
		New York Jets Sept. 4, 1983
		at Houston Sept. 28, 1975

TEAM RUSHING ATTEMPTS (50+)

61	—	at Chicago Oct. 25, 1981
60	—	at Denver Nov. 30, 1975
59	—	at Oakland Sept. 18, 1977
56	—	at Seattle Sept. 18, 1983
		at Houston Sept. 28, 1975
55	—	at Denver Oct. 17, 1971
54	—	at Seattle Nov. 22, 1987
53	—	Kansas City Nov. 12, 1978
52	—	Oakland Dec. 5, 2010
		at Pittsburgh Oct. 31, 1976
51	—	Denver Nov. 27, 2011
		New York Jets Sept. 4, 1983
		New England Oct. 16, 1977
		Oakland Oct. 5, 1975

TOTAL NET YARDS (500+)

614	—	at St. Louis Oct. 1, 2000 (163 R & 451 P)
591	—	Seattle Dec. 29, 2002 (163 R & 428 P)
553	—	at Oakland Sept. 22, 1996 (182 R & 371 P)
545	—	Cincinnati Nov. 12, 2006 (128 R & 417 P)
537	—	Kansas City Dec. 11, 1983 (131 R & 406 P)
536	—	at Denver Nov. 19, 2000 (93 R & 443 P)
528	—	at Minnesota Nov. 4, 2007 (378 R & 150 P)
526	—	Minnesota Oct. 11, 1981 (93 R & 444 P)
524	—	at St. Louis Nov. 10, 2002 (71 R & 453 P)
522	—	Denver Nov. 29, 1987 (175 R & 347 P)
521	—	at Rams Sept. 23, 2018 (171 R & 350 P)
520	—	at Oakland Jan. 1, 2012 (103 R & 417 P)
512	—	at Seattle Oct. 6, 1986 (218 R & 294 P)
511	—	at Philadelphia Sept. 15, 2013 (89 R & 422 P)
510	—	N.Y. Titans Nov. 24, 1968 (142 R & 368 P)
506	—	at Kansas City Oct. 14, 1984 (146 R & 360 P)
505	—	at Denver Sept. 7, 1962 (121 R & 384 P)
504	—	at New England Sept. 18, 2011 (94 R & 410 P)
503	—	at Denver Jan. 3, 2016 (210 R & 293 P)
500	—	at Washington Nov. 3, 2013 (209 R & 291 P)

INDIVIDUAL RUSHING YARDS (145+)

296	—	Adrian Peterson (at Minnesota) Nov. 4, 2007
183	—	Hoyle Granger (Houston) Dec. 4, 1966
181	—	Priest Holmes (Kansas City) Nov. 4, 2001
178	—	Terrell Davis (Denver) Nov. 30, 1997
176	—	Terrell Davis (at Denver) Nov. 19, 1995
174	—	Marlon Mack (Indianapolis) Sept. 8, 2019
172	—	Kareem Hunt (K.C.) Sept. 24, 2017
169	—	Eric Dickerson (Indianapolis) Oct. 23, 1988
		Curt Warner (Seattle) Sept. 15, 1985
165	—	Rashard Mendenhall (at Pit.) Oct. 4, 2009
162	—	Priest Holmes (Kansas City) Nov. 30, 2003
161	—	Mike Garrett (Kansas City) Dec. 18, 1966
159	—	Clinton Portis (Denver) Dec. 1, 2002
158	—	Frank Gore (at San Francisco) Dec. 20, 2014
157	—	Michael Bush (Oakland) Nov. 10, 2011
155	—	Kareem Hunt (K.C.) Dec. 16, 2017
151	—	Colin Kaepernick (at San Francisco) Dec. 20, 2014

INDIVIDUAL RUSHING ATTEMPTS (35+)

36	—	Walter Payton (at Chicago) Oct. 25, 1981
35	—	Eric Dickerson (at Indianapolis) Nov. 8, 1987

TEAM PASSING YARDS—GROSS (400+)

465	—	at St. Louis Oct. 1, 2000
462	—	at Denver Nov. 19, 2000
457	—	St. Louis Sept. 20, 1987
453	—	at St. Louis Nov. 10, 2002
450	—	vs. Philadelphia Nov. 15, 2009
449	—	Seattle Dec. 29, 2002
444	—	Minnesota Oct. 11, 1981
440	—	at Cincinnati Nov. 12, 2006
428	—	at Philadelphia Sept. 15, 2013
424	—	at Los Angeles Raiders Oct. 31, 1993
423	—	at New England Sept. 18, 2011
417	—	at Oakland Jan. 1, 2012
416	—	Cincinnati Dec. 20, 1982
411	—	Kansas City Dec. 11, 1983
404	—	Indianapolis Sept. 26, 1999
402	—	at Indianapolis Jan. 13, 2008
400	—	at Oakland Sept. 22, 1996

TEAM PASS COMPLETIONS (35+)

40	—	Cincinnati Dec. 20, 1982
39	—	Tennessee Oct. 3, 2004
37	—	Kansas City Oct. 9, 1994
36	—	at Denver Sept. 14, 2008
		Tampa Bay Dec. 12, 2004
		Jacksonville Oct. 10, 2004
		Seattle Dec. 29, 2002
		at St. Louis Nov. 10, 2002
		New England Sept. 29, 2002
		at Denver Nov. 19, 2000
		at Denver Sept. 4, 1994
35	—	Philadelphia Nov. 15, 2009
		at Philadelphia Oct. 23, 2005
		at Oakland Oct. 20, 2002

TEAM PASSING ATTEMPTS (50+)

61	—	St. Louis Sept. 20, 1987
58	—	Tennessee Oct. 3, 2004
		at Denver Nov. 19, 2000
57	—	at Oakland Sept. 22, 1996
		at Cleveland Sept. 7, 1981
56	—	Philadelphia Nov. 15, 2009
		Indianapolis Nov. 11, 2007
		Cincinnati Dec. 20, 1982
55	—	Kansas City Oct. 9, 1994
		Houston Sept. 24, 1961
		Houston Nov. 13, 1960
54	—	at Philadelphia Oct. 23, 2005
		Jacksonville Oct. 10, 2004
		at New England Oct. 14, 2001
		Indianapolis Sept. 26, 1999
		at Kansas City Nov. 24, 1996
		Kansas City Sept. 29, 1996
		at Pittsburgh Jan. 15, 1995
53	—	Kansas City Jan. 2, 2005
		Seattle Dec. 29, 2002
		New England Sept. 29, 2002
51	—	at Cincinnati Jan. 5, 2014
		Baltimore Nov. 25, 2012
		at New York Giants Oct. 2, 1983
		New York Jets Sept. 28, 1969
50	—	Denver Oct. 13, 2016
		Jacksonville Sept. 18, 2016
		at Denver Sept. 14, 2008
		Tampa Bay Dec. 12, 2004
		at Buffalo Oct. 15, 2000 (OT)
		at Denver Nov. 17, 1985
		at Denver Sept. 7, 1962

INDIVIDUAL PASSING YARDS (400+)

462	—	Gus Frerotte (at Denver) Nov. 19, 2000
457	—	Neil Lomax (St. Louis) Sept. 20, 1987
453	—	Marc Bulger (at St. Louis) Nov. 10, 2002
450	—	Donovan McNabb (Phi.) Nov. 15, 2009
449	—	Matt Hasselbeck (Seattle) Dec. 29, 2002
444	—	Tommy Kramer (Minnesota) Oct. 11, 1981
440	—	Carson Palmer (at Cincinnati) Nov. 12, 2006
428	—	Michael Vick (at Philadelphia) Sept. 15, 2013
424	—	Jeff Hostetler (at L.A. Raiders) Oct. 31, 1993
423	—	Tom Brady (at New England) Sept. 18, 2011
417	—	Carson Palmer (at Oakland) Jan. 1, 2012
416	—	Ken Anderson (Cincinnati) Dec. 20, 1982
411	—	Bill Kenney (Kansas City) Dec. 11, 1983
404	—	Peyton Manning (Indianapolis) Sept. 26, 1999
402	—	Peyton Manning (at Ind.) Jan. 13, 2008

INDIVIDUAL PASSING ATTEMPTS (50+)

61	—	Neil Lomax (St. Louis) Sept. 20, 1987
58	—	Billy Volek (Tennessee) Oct. 3, 2004
		Gus Frerotte (at Denver) Nov. 19, 2000
57	—	Brian Sipe (at Cleveland) Sept. 7, 1981
56	—	Peyton Manning (Indianapolis) Nov. 11, 2007
		Ken Anderson (Cincinnati) Dec. 20, 1982
55	—	Donovan McNabb (Phi.) Nov. 15, 2009
		Joe Montana (Kansas City) Oct. 9, 1994
		George Blanda (Houston) Nov. 13, 1960
54	—	Donovan McNabb (at Phi.), Oct. 23, 2005
		Byron Leftwich (Jacksonville), Oct. 10, 2004
		Tom Brady (at New England), Oct. 14, 2001
		Peyton Manning (Ind.) Sept. 26, 1999
		Neil O'Donnell (at Pittsburgh) Jan. 15, 1995
53	—	Trent Green (Kansas City) Jan. 2, 2005
		Matt Hasselbeck (Seattle) Dec. 29, 2002
		Tom Brady (New England) Sept. 29, 2002
51	—	Andy Dalton (at Cincinnati) Jan. 5, 2014
		Joe Flacco (Baltimore) Nov. 25, 2012
		Scott Brunner (at N.Y. Giants) Oct. 2, 1983
		Joe Namath (New York Jets) Sept. 28, 1969
50	—	Trevor Siemian (Denver) Oct. 13, 2016
		Blake Bortles (Jacksonville) Sept. 18, 2016
		Jay Cutler (at Denver) Sept. 14, 2008
		Brian Griese (Tampa Bay) Dec. 12, 2004
		John Elway (at Denver) Nov. 17, 1985

INDIVIDUAL RECEIVING YARDS (170 YARDS+)

309	—	Stephone Paige (at Kansas City) Dec. 22, 1985
260	—	Chad Johnson (at Cincinnati) Nov. 12, 2006
214	—	Charley Hennigan (at Houston) Dec. 3, 1961
197	—	Carlos Carson (Kansas City) Oct. 25, 1987
196	—	Marvin Harrison (Indianapolis) Sept. 26, 1999
193	—	DeSean Jackson (at Philadelphia) Sept. 15, 2013
		Larry Brunson (at Kansas City) Nov. 10, 1974
187	—	Rod Smith (at Denver) Nov. 19, 2000
178	—	Eddie Brown (Cincinnati) Sept. 16, 1990
		Steve Watson (at Denver) Sept. 27, 1981
176	—	Brian Brennan (at Cleveland) Dec. 21, 1986
174	—	Julio Jones (at Atlanta) Oct. 23, 2016
		T.Y. Hilton (at Indianapolis) Sept. 25, 2016
		Art Monk (Washington) Sept. 21, 1986
173	—	Derrick Alexander (Kansas City) Nov. 22, 1998
		Todd Christensen (L.A. Raiders) Nov. 20, 1986
172	—	Pierre Garcon (at Washington) Nov. 3, 2013
171	—	Terrell Owens (San Francisco) Nov. 17, 2002
		Jerry Rice (San Francisco) Nov. 27, 1988
		Lionel Taylor (Denver) Dec. 10, 1960
170	—	Eric Moulds (at Buffalo) Oct. 15, 2000 (OT)



INDIVIDUAL TOUCHDOWNS—TOTAL (4+)

- 4 — Harvey Williams (Oakland) Nov. 16, 1997
 Daryl Turner (Seattle) Sept. 22, 1985
 Marcus Allen (at L.A. Raiders) Sept. 24, 1984
 Frank Jackson (Kansas City) Dec. 13, 1964

INDIVIDUAL RUSHING TOUCHDOWNS (3+)

- 3 — Darrel Young (at Washington) Nov. 3, 2013
 Adrian Peterson (at Minnesota) Nov. 4, 2007
 Tatum Bell (Denver) Dec. 31, 2005
 Bam Morris (Kansas City) Nov. 22, 1998
 Gaston Green (at Denver) Sept. 22, 1991
 Marcus Allen (at L.A. Raiders) Oct. 28, 1985
 Marcus Allen (at L.A. Raiders) Sept. 24, 1984
 Booker Russell (at Oakland) Oct. 25, 1979
 Chuck Foreman (at Minnesota) Nov. 23, 1975
 Charlie Evans (at N.Y. Giants) Nov. 7, 1971
 George Blanda (at Houston) Sept. 18, 1960

INDIVIDUAL TOUCHDOWN PASSES (4+)

- 6 — Steve Young (San Francisco) Jan. 29, 1995
 5 — Gus Frerotte (at Denver) Nov. 19, 2000
 Elvis Grbac (at Kansas City) Sept. 17, 2000
 Dave Kreig (Seattle) Sept. 15, 1985
 Marc Wilson (L.A. Raiders) Oct. 12, 1984
 4 — Patrick Mahomes (Kansas City) Sept. 9, 2018
 Derek Carr (at Oakland) Oct. 12, 2014
 Peyton Manning (Denver) Nov. 10, 2013
 Drew Brees (at New Orleans) Oct. 7, 2012
 Aaron Rodgers (Green Bay) Nov. 6, 2011
 Carson Palmer (at Cincinnati) Dec. 26, 2010
 Jay Cutler (at Denver) Sept. 14, 2008
 Brett Favre (Green Bay) Dec. 14, 2003
 Jon Kitna (Cincinnati) Nov. 23, 2003
 Daunte Culpepper (Minnesota) Nov. 9, 2003
 Marc Bulger (at St. Louis) Nov. 10, 2002
 Rich Gannon (at Oakland) Nov. 18, 2001
 Kurt Warner (at St. Louis) Oct. 1, 2000
 Jeff George (at Minnesota) Nov. 28, 1999
 Rich Gannon (at Oakland) Nov. 14, 1999
 John Elway (Denver) Nov. 29, 1998
 John Elway (at Denver) Dec. 21, 1997
 34 — Drew Bledsoe (at New England) Aug. 31, 1997
 Drew Bledsoe (New England) Dec. 1, 1996
 John Elway (at Denver) Oct. 6, 1996
 33 — Dave Kreig (Seattle) Dec. 14, 1986
 Mark Malone (at Pittsburgh) Nov. 24, 1984
 Bill Kenney (Kansas City) Dec. 11, 1983
 Tommy Kramer (Minnesota) Oct. 11, 1981
 Craig Morton (at Denver) Sept. 27, 1981
 31 — Jim Zorn (at Seattle) Nov. 27, 1977
 30 — Joe Namath (New York Jets) Dec. 24, 1967
 Daryle Lamonic (Oakland) Dec. 3, 1967
 Len Dawson (Kansas City) Dec. 13, 1964
 George Blanda (at Houston) Dec. 3, 1961

INDIVIDUAL TOUCHDOWN RECEPTIONS (3+)

- 4 — Jerry Rice (San Francisco) Jan. 29, 1995
 Darryl Turner (Seattle) Sept. 22, 1985
 Frank Jackson (Kansas City) Dec. 13, 1964
 3 — Emanuel Sanders (at Denver) Oct. 23, 2014
 Demaryius Thomas (Denver) Nov. 10, 2013
 Marques Colston (at New Orleans) Oct. 7, 2012
 Plaxico Burress (at New York Jets) Oct. 23, 2011
 Chad Johnson (Cincinnati) Nov. 23, 2003
 Shannon Sharpe (Denver) Nov. 16, 2003
 Isaac Bruce (at St. Louis) Nov. 10, 2002
 Jerry Rice (at Oakland) Nov. 18, 2001
 Sylvester Morris (at K.C.) Sept. 17, 2000
 Shannon Sharpe (at Denver) Oct. 6, 1996
 John Stallworth (at Pit.) Nov. 24, 1984
 Steve Largent (Seattle) Oct. 29, 1984
 Todd Christensen (L.A. Raiders) Dec. 1, 1983
 Gene Washington (at S.F.) Sept. 17, 1972
 Don Maynard (N.Y. Jets) Dec. 24, 1967
 Art Powell (at L.A. Raiders) Dec. 8, 1963
 Charley Hennigan (at Houston) Dec. 3, 1961

TEAM SACKS (7+)

- 10 — at Los Angeles Rams Oct. 4, 1970
 8 — Green Bay Sept. 24, 1978
 at Washington Sept. 16, 1973
 Kansas City Dec. 8, 1968
 7 — at Kansas City Dec. 28, 2014
 at St. Louis Oct. 17, 2010
 Kansas City Dec. 14, 1997
 Carolina Sept. 14, 1997
 at L.A. Raiders Oct. 18, 1987
 at Oakland Raiders Oct. 12, 1980
 Buffalo Nov. 20, 1960

INDIVIDUAL SACKS (4+)

- 4.5 — Hugh Douglas (Philadelphia) Oct. 18, 1998
 4 — Justin Houston (at Kansas City) Dec. 28, 2014
 Kamerion Wimbley (Oakland) Nov. 10, 2011
 Derrick Thomas (at K.C.) Nov. 8, 1992
 Al Baker (at Detroit) Oct. 22, 1978
 Wilbur Young (Kansas City) Oct. 19, 1975
 Ron Carpenter (Cincinnati) Sept. 30, 1973
 Lionel Aldridge (Green Bay) Oct. 12, 1970

INDIVIDUAL INTERCEPTIONS (3+)

- 4 — Kwamie Lassiter (at Arizona) Dec. 27, 1998
 Joe Lavender (at Washington) Dec. 7, 1980
 Vernon Perry (Houston) Dec. 29, 1979
 Willie Buchanon (Green Bay) Sept. 24, 1978
 Bobby Ply (at Dallas) Dec. 16, 1962
 3 — Darryl Williams (at Seattle) Sept. 21, 1997
 Lloyd Burruss (at Kansas City) Oct. 19, 1986
 Kenny Easley (Seattle) Oct. 29, 1984
 Marc Murphy (Washington) Oct. 31, 1983
 Steve Foley (at Denver) Sept. 27, 1981
 Joe Lavender (at Washington) Dec. 7, 1980
 David Grayson (Oakland) Oct. 26, 1969
 David Grayson (at Oakland), Oct. 29, 1967
 Ron Hall (Boston) Sept. 20, 1964
 Carl Charon (at Buffalo) Oct. 13, 1962

TOTAL FIRST DOWNS (30+)

- at Denver Sept. 14, 2008
 Seattle Dec. 29, 2002
 at Denver Nov. 19, 2000
 at Seattle Nov. 22, 1987
 — Rams Sept. 23, 2018
 Cincinnati Nov. 23, 2003
 — at Pittsburgh Oct. 4, 2009
 at Cincinnati Sept. 22, 1985
 — Denver Nov. 29, 1987
 — at Indianapolis Dec. 26, 2004
 at New England Oct. 14, 2001
 at Denver Sept. 4, 1994
 Seattle Sept. 15, 1985

TIME OF POSSESSION (40:00)

- 48:50 — at Chicago Oct. 25, 1981 (OT)
 44:11 — at Denver Nov. 16, 2003
 41:52 — at Dallas Oct. 26, 1980
 41:48 — L.A. Raiders Nov. 21, 1993
 41:35 — at Seattle Nov. 22, 1987
 41:19 — Denver Nov. 29, 1987
 40:20 — at Pittsburgh Oct. 4, 2009
 40:03 — at Washington Nov. 3, 2013
 40:02 — Kansas City Nov. 12, 1978 (OT)



TEAM POSTSEASON RECORDS

POINTS SCORED

Most, Quarter

- 24 at Miami, Jan. 2, 1982 (1Q)
- 21 vs. Boston, Jan. 5, 1964 (1Q)
- 17 at Denver, Jan. 12, 2014 (4Q)

Most, Quarter, Opponent

- 21 at Miami, Jan. 10, 1993 (2Q)
- Oakland, Jan. 11, 1981 (1Q)
- at New England, Jan. 13, 2019 (2Q)
- 20 at Miami, Jan. 16, 1983 (2Q)

Most, Quarter, Both Teams

- 33 at Miami, Jan. 16, 1983 (2Q)
- 28 (4x) Last: at Pittsburgh, Jan. 11, 2009 (4Q)
- 24 (2x) Last: at Denver, Jan. 12, 2014 (4Q)

Most, Game

- 51 vs. Boston, Jan. 5, 1964
- 41 at Miami, Jan. 2, 1982 (OT)
- 31 at Pittsburgh, Jan. 9, 1983

Most, Game, Opponent

- 49 San Francisco, Jan. 29, 1995
- 41 at New England, Jan. 13, 2019
- 38 at Miami, Jan. 2, 1982 (OT)

Most, Game, Both Teams

- 79 at Miami, Jan. 2, 1982 (OT)
- 75 vs. San Francisco, Jan. 29, 1995
- 69 at New England, Jan. 13, 2019

Fewest, Game

- 0 at Miami, Jan. 10, 1993
- vs. Buffalo, Dec. 26, 1965
- 3 vs. Houston, Dec. 24, 1961
- 7 (2x) Last: at Cincinnati, Jan. 10, 1982

Fewest, Game, Opponent

- 0 vs. Kansas City, Jan. 2, 1993
- 6 vs. Tennessee, Jan. 6, 2008
- 10 (3x) Last: at Cincinnati, Jan. 5, 2014

Fewest, Game, Both Teams

- 13 vs. Houston, Dec. 24, 1961
- 17 vs. Kansas City, Jan. 2, 1993
- 23 (2x) Last: vs. Tennessee, Jan. 6, 2008

TOUCHDOWNS

Most, Game

- 7 vs. Boston, Jan. 5, 1964
- 5 at Miami, Jan. 2, 1982 (OT)
- 4 (2x) Last: at Indianapolis, Jan. 13, 2008

Most, Game, Opponent

- 7 San Francisco, Jan. 29, 1995
- 5 (4x) Last: at New England, Jan. 13, 2019
- 4 (4x) Last: at Miami, Jan. 10, 1993

Most, Game, Both Teams

- 10 vs. San Francisco, Jan. 29, 1995
- at Miami, Jan. 2, 1982 (OT)
- 9 at New England, Jan. 13, 2019
- 8 (3x) Last: at Pittsburgh, Jan. 11, 2009

POINTS AFTER TOUCHDOWN

Most, Game

- 6 vs. Boston, Jan. 5, 1964
- 5 at Miami, Jan. 2, 1982 (OT)
- 4 (2x) Last: at Indianapolis, Jan. 13, 2008

Most, Game, Opponent

- 7 vs. San Francisco, Jan. 29, 1995
- 5 (4x) Last: at New England, Jan. 13, 2019
- 4 (4x) Last: at Miami, Jan. 10, 1993

Most, Game, Both Teams

- 10 vs. San Francisco, Jan. 29, 1995
- at Miami, Jan. 2, 1982 (OT)
- 8 (2x) Last: at Pittsburgh, Jan. 11, 2009
- 7 (5x) Last: at New England, Jan. 13, 2019

Most Two-Point Conversions, Game

- 2 vs. San Francisco, Jan. 29, 1995

Most Two-Point Conversions Game, Opponent

- 1 New England, Jan. 14, 2007

FIELD GOALS

Most, Game

- 5 at Baltimore, Jan. 6, 2019
- 3 at Houston, Jan. 1, 1961
- 2 (6x) Last: at Cincinnati, Jan. 5, 2014

Most, Game, Opponent

- 4 at New England, Jan. 20, 2008
- 3 (2x) Last: New England, Jan. 14, 2007
- 2 (7x) Last: at New England, Jan. 13, 2019

Most, Game, Both Teams

- 6 at Baltimore, Jan. 6, 2019
- 4 (3x) Last: at New England, Jan. 20, 2008
- 3 (7x) Last: at Cincinnati, Jan. 5, 2014

FIRST DOWNS

Most, Game

- 33 at Miami, Jan. 2, 1982 (OT)
- 29 at Pittsburgh, Jan. 9, 1983
- 28 vs. Miami, Jan. 8, 1995

Most, Game, Opponents

- 30 at New England, Jan. 13, 2019
- 29 at Miami, Jan. 16, 1983
- 28 vs. San Francisco, Jan. 29, 1995

Most, Game, Both Teams

- 58 at Miami, Jan. 2, 1982 (OT)
- 55 at Pittsburgh, Jan. 9, 1983
- 52 at New England, Jan. 13, 2019

Fewest, Game

- 10 at Miami, Jan. 10, 1993
- 12 vs. Buffalo, Dec. 26, 1965
- 13 (2x) Last: at Denver, Jan. 12, 2014

Fewest, Game, Opponents

- 14 (3x) Last: vs. New York Jets, Jan. 17, 2010
- 15 (2x) Last: Tennessee, Jan. 6, 2008
- 17 (5x) Last: vs. Indianapolis, Jan. 3, 2009

Fewest, Game, Both Teams

- 26 Buffalo, Dec. 26, 1965
- 28 at Miami, Jan. 10, 1993
- 32 (2x) Last: vs. New York Jets, Jan. 17, 2010

FIRST DOWNS, RUSHING

Most, Game

- 12 New England, Jan. 14, 2007
- Miami, Jan. 8, 1995
- 11 (5x) Last: vs. Indianapolis, Jan. 3, 2009
- 10 at Miami, Jan. 2, 1982 (OT)

Most, Game, Opponent

- 15 at Miami, Jan. 16, 1983
- 13 (2x) Last: at Denver, Jan. 12, 2014
- 12 (2x) Last: at Pittsburgh, Jan. 11, 2009

Most, Game, Both Teams

- 20 at Miami, Jan. 16, 1983
- 19 (2x) Last: at Cincinnati, Jan. 10, 1982
- 17 (3x) Last: at New England, Jan. 20, 2008

Fewest, Game

- 1 (2x) Last: at Denver, Jan. 12, 2014
- 2 vs. New York Jets, Jan. 17, 2010
- 3 at Miami, Jan. 10, 1993

Fewest, Game, Opponent

- 2 Miami, Jan. 8, 1995
- 3 (3x) Last: New England, Jan. 14, 2007
- 4 (4x) Last: at Indianapolis, Jan. 13, 2008

Fewest, Game, Both Teams

- 8 (3x) Last: vs. N.Y. Jets, Jan. 17, 2010
- 9 vs. Buffalo, Dec. 26, 1965
- 11 vs. Tennessee, Jan. 6, 2008

FIRST DOWNS, PASSING

Most, Game

- 21 at Miami, Jan. 2, 1982 (OT)
- 20 Indianapolis, Dec. 31, 1995
- 19 at Pittsburgh, Jan. 9, 1983

Most, Game, Opponent

- 21 at Indianapolis, Jan. 13, 2008
- at Miami, Jan. 2, 1982 (OT)
- 20 at Cincinnati, Jan. 5, 2014
- 19 at Pittsburgh, Jan. 9, 1983

Most, Game, Both Teams

- 42 at Miami, Jan. 2, 1982
- 38 at Pittsburgh, Jan. 9, 1983
- 35 at Indianapolis, Jan. 13, 2008

Fewest, Game

- 7 (5x) Last: at Miami, Jan. 10, 1993
- 8 (2x) Last: at Pittsburgh, Jan. 15, 1995
- 9 (4x) Last: at Cincinnati, Jan. 5, 2014

Fewest, Game, Opponent

- 5 vs. Houston, Dec. 29, 1979
- 6 vs. New York Jets, Jan. 17, 2010
- 8 (4x) Last: at Pittsburgh, Jan. 11, 2009

Fewest, Game, Both Teams

- 15 at Buffalo, Dec. 26, 1964
- 16 (3x) Last: at Miami, Jan. 10, 1993
- 17 (2x) Last: vs. Kansas City, Jan. 2, 1993

TOTAL NET YARDS GAINED

Most, Game

- 601 Boston, Jan. 5, 1964
- 564 at Miami, Jan. 2, 1982 (OT)
- 479 at Pittsburgh, Jan. 9, 1983

Most, Game, Opponent

- 498 at New England, Jan. 13, 2019
- 466 at Miami, Jan. 2, 1982 (OT)
- 449 San Francisco, Jan. 29, 1995

Most, Game, Both Teams

- 1,030 at Miami, Jan. 2, 1982 (OT)
- 901 at Pittsburgh, Jan. 9, 1983
- 862 Boston, Jan. 5, 1964

NET YARDS GAINED RUSHING

Most, Game

- 309 Boston, Jan. 5, 1964
- 202 Miami, Jan. 8, 1995
- 196 at Cincinnati, Jan. 5, 2014

Most, Game, Opponent

- 219 at Buffalo, Dec. 26, 1964
- 214 at Miami, Jan. 16, 1983
- 178 Indianapolis, Dec. 31, 1995

Most, Game, Both Teams

- 384 Boston, Jan. 5, 1964
- 343 at Buffalo, Dec. 26, 1964
- 323 Indianapolis, Dec. 31, 1995

NET YARDS GAINED PASSING

Most, Game

- 415 at Miami, Jan. 2, 1982 (OT)
- 351 Oakland, Jan. 11, 1981
- 333 at Pittsburgh, Jan. 9, 1983

Most, Game, Opponent

- 402 at Indianapolis, Jan. 13, 2008
- 388 at Miami, Jan. 2, 1982 (OT)
- 349 at Pittsburgh, Jan. 15, 1995

Most, Game, Both Teams

- 803 at Miami, Jan. 2, 1982 (OT)
- 714 at Indianapolis, Jan. 13, 2008
- 658 at Pittsburgh, Jan. 9, 1983



INDIVIDUAL POSTSEASON RECORDS

SCORING

Most Points, Career

- 42 Nate Kaeding, 2004-09
- 37 Rolf Benirschke, 1977-86
- 30 John Carney, 1990-00

Most Points, Game

- 15 M. Badgley at Baltimore, Jan. 6, 2019
- 12 (8x) Last: K. Allen at Den., Jan. 12, 2014
- 11 Rolf Benirschke at Mia., Jan. 2, 1982

TOUCHDOWNS

Most, Career

- 4 Darren Sproles, 2005-09
- LaDainian Tomlinson, 2001-09
- Kellen Winslow, 1979-87
- Charlie Joiner, 1976-86
- 3 (4x) Last: Keenan Allen, 2013-18
- 2 (6x) Last: Antonio Gates, 2003-18

Most, Game

- 2 (7x) Last: K. Allen at Den., Jan. 12, 2014
- 1 (52x) Last: A. Gates at N.E., Jan. 13, 2019

POINTS AFTER TOUCHDOWN

Most, Career

- 18 Nate Kaeding, 2004-09
- Rolf Benirschke, 1977-86
- 9 John Carney, 1990-00
- 6 George Blair, 1961-64

Most, Game

- 6 George Blair vs. Boston, Jan. 5, 1964
- 5 Rolf Benirschke at Mia., Jan. 2, 1982
- 4 Nate Kaeding at Ind., Jan. 13, 2008
- Rolf Benirschke at Pit., Jan. 9, 1983

Most Two-Point Conversions, Game

- 1 (4x) Last: Keenan Allen at N.E., Jan. 13, 2019

FIELD GOALS

Most, Career

- 8 Nate Kaeding, 2004-09
- 7 John Carney, 1990-00
- Rolf Benirschke, 1977-86
- 3 Nick Novak, 2013
- Ben Agajanian, 1960-61, 1964

Most, Game

- 4 Nate Kaeding at N.E., Jan. 20, 2008
- 3 Ben Agajanian vs. Hou., Jan. 1, 1961
- 2 (6x), Last: Nick Novak at Cin., Jan. 5, 2014

Longest

- 54 John Carney vs. Ind., Dec. 31, 1995
- 42 Nate Kaeding at Pit., Jan. 11, 2009
- 40 Nate Kaeding at N.E., Jan. 20, 2008

RUSHING

Most Attempts, Career

- 111 Chuck Muncie, 1980-84
- 96 LaDainian Tomlinson, 2001-09
- 63 Natrone Means, 1993-95, 1998-99

Most Attempts, Game

- 26 L. Tomlinson vs. N.Y. Jets, Jan. 8, 2005
- 25 Chuck Muncie at Pit., Jan. 9, 1983
- 24 Natrone Means vs. Mia., Jan. 8, 1995
- Chuck Muncie at Mia., Jan. 2, 1982 (OT)

Most Yardage, Career

- 510 Chuck Muncie, 1980-84
- 380 Paul Lowe, 1960-68
- 327 LaDainian Tomlinson, 2001-09

Most Yardage, Game

- 206 Keith Lincoln vs. Boston, Jan. 5, 1964
- 165 Paul Lowe at Hou., Jan. 1, 1961
- 139 Natrone Means vs. Mia., Jan. 8, 1994

Longest Run

- 67t Keith Lincoln vs. Boston, Jan. 5, 1964
- 58t Ronnie Brown at Cin., Jan. 5, 2014
- Paul Lowe vs. Boston, Jan. 5, 1964
- 56t Keith Lincoln vs. Boston, Jan. 5, 1964

Most Touchdowns, Career

- 4 LaDainian Tomlinson, 2001-09
- 3 Chuck Muncie, 1980-84
- 2 (5x) Last: Melvin Gordon, 2015-18

Most Touchdowns, Game

- 1 (24x) Last: M. Gordon at New England Jan. 13, 2019

PASSING

Most Attempts, Career

- 355 Philip Rivers 2004-18
- 286 Dan Fouts 1973-87
- 228 Stan Humphries 1992-97

Most Completions, Career

- 211 Philip Rivers, 2004-18
- 159 Dan Fouts, 1973-1987
- 118 Stan Humphries, 1992-97

Most Attempts, Game

- 53 Dan Fouts at Mia., Jan. 2, 1982 (OT)
- 51 Philip Rivers at New England, Jan. 13, 2019
- 49 Stan Humphries vs. S.F., Jan. 29, 1995

Most Completions, Game

- 33 Dan Fouts at Mia., Jan. 2, 1982 (OT)
- 31 Drew Brees vs. N.Y. Jets, Jan. 8, 2005
- 28 (2x) Last: Philip Rivers at N.E., Jan. 13, 2019

Pass Rating, Career (minimum 40 att.)

- 101.2 Drew Brees, 2001-04
- 84.2 Philip Rivers, 2004-18
- 76.3 Tobin Rote, 1963-64

Pass Rating, Game (minimum 10 att.)

- 145.3 Tobin Rote vs. Boston, Jan. 5, 1964
- 133.2 Philip Rivers at Ind., Jan. 13, 2008
- 132.1 John Hadl vs. Boston, Jan. 5, 1964

Completion Pct., Career (minimum 40 att.)

- .738 Drew Brees, 2001-04
- .594 Philip Rivers, 2004-18
- .556 Dan Fouts, 1973-87

Completion Pct., Game (minimum 10 att.)

- .750 Philip Rivers at Cin., Jan. 5, 2014
- .738 Drew Brees vs. N.Y. Jets, Jan. 8, 2005
- .737 Philip Rivers at Ind., Jan. 13, 2008

Most Yardage, Career

- 2,656 Philip Rivers, 2004-18
- 2,125 Dan Fouts, 1973-87
- 1,347 Stan Humphries, 1992-97

Most Yardage, Game

- 433 Dan Fouts at Mia., Jan. 2, 1982 (OT)
- 336 Dan Fouts vs. Oak., Jan. 11, 1981
- 333 Dan Fouts at Pit., Jan. 9, 1983

Longest Completion

- 62t Philip Rivers at Pit., Jan. 11, 2009
- 58 Philip Rivers vs. N.E., Jan. 14, 2007
- 56t Philip Rivers at Ind., Jan. 13, 2008

Most Touchdowns, Career

- 14 Philip Rivers, 2004-18
- 12 Dan Fouts, 1973-87
- 6 Stan Humphries, 1992-97

Most Touchdowns, Game

- 3 (5x) Last: P. Rivers at N.E., Jan. 13, 2019
- 2 (6x) Last: P. Rivers at Den., Jan. 12, 2014
- 1 (9x) Last: P. Rivers at Cin., Jan. 5, 2014

Most Interceptions, Career

- 16 Dan Fouts, 1973-87
- 13 Stan Humphries, 1992-97
- 10 Philip Rivers, 2004-18

Most Interceptions, Game

- 5 Dan Fouts at Mia., Jan. 16, 1983
- Dan Fouts vs. Hou., Dec. 29, 1979
- 4 (3x) Last: S. Humphries vs. Ind., Dec. 31, 1995
- 2 (1x) Last: P. Rivers vs. N.Y. Jets, Jan. 17, 2010

Lowest Pct. Interceptions, Career

- .024 Drew Brees, 2001-04
- .028 Philip Rivers, 2004-18
- .049 Tobin Rote, 1963-64

PASS RECEIVING

Most Receptions, Career

- 51 Antonio Gates, 2003-18
- 39 Ronnie Harmon, 1990-95
- 30 Charlie Joiner, 1976-86

Most Receptions, Game

- 13 Kellen Winslow at Mia., Jan. 2, 1982 (OT)
- 10 Ronnie Harmon vs. Ind., Dec. 31, 1995
- 9 (4x) Last: E. Parker vs. N.Y. Jets, Jan. 8, 2005

Most Yardage, Career

- 540 Antonio Gates, 2003-18
- 539 Charlie Joiner, 1976-86
- 503 Vincent Jackson, 2005-09

Most Yardage, Game

- 166 Kellen Winslow at Mia., Jan. 2, 1982 (OT)
- 142 Keenan Allen at Den., Jan. 12, 2014
- 133 Ronnie Harmon vs. Ind., Dec. 31, 1995

Most Touchdowns, Career

- 4 Kellen Winslow, 1979-87
- Charlie Joiner, 1976-86
- 3 (2x) Last: Keenan Allen, 2013-18
- 2 (6x) Last: Antonio Gates, 2003-18

Most Touchdowns, Game

- 2 (4x) Last: K. Allen at Den., Jan. 12, 2014
- 1 (30x) Last: V. Green at N.E., Jan. 13, 2019

INTERCEPTIONS BY

Most Interceptions, Career

- 3 Drayton Florence, 2003-07
- Glen Edwards, 1978-81
- 2 (5x) Last: Quentin Jammer, 2002-09
- 1 (20x) Last: Adrian Phillips, 2014-18

Most Interceptions, Game

- 2 (4x) Last: G. Edwards vs. Buf., Jan. 3, 1981
- 1 (28x) Last: A. Phillips at Baltimore, Jan. 6, 2019

Most Yardage, Career

- 62 Glen Edwards, 1978-81
- 45 Bud Whitehead, 1961-68
- 40 Darren Carrington, 1991-94

Most Yardage, Game

- 45 Bud Whitehead vs. Hou., Dec. 24, 1961
- 40 Darren Carrington vs. K.C., Jan. 12, 1993
- 35 Bruce Laird vs. Pit., Jan. 9, 1983
- Glen Edwards vs. Mia., Jan. 2, 1982

PUNTING

Most Punts, Career

- 52 Mike Scifres, 2003-13
- 13 John Kidd, 1990-94
- 11 Bryan Wagner, 1994

Most Punts, Game

- 7 Mike Scifres vs. N.E., Jan. 14, 2007
- John Kidd at Mia., Jan. 10, 1993
- 6 (7x) Last: Donnie Jones at N.E., Jan. 13, 2019
- 5 (5x) Last: Donnie Jones at Baltimore, Jan. 6, 2019

Most Yardage, Career

- 2,330 Mike Scifres, 2003-13
- 589 John Kidd, 1990-94
- 474 Bryan Wagner, 1994



Most Yardage, Game

324 John Kidd at Mia., Jan. 10, 1993
 316 Mike Scifres vs. Ind., Jan. 3, 2009
 297 Mike Scifres vs. N.Y. Jets, Jan. 17, 2010

Average Yardage, Career (minimum 4 punts)

45.3 John Kidd, 1990-94
 44.8 Mike Scifres, 2003-13
 43.9 John Hadl, 1962-72

Average Yardage, Game (minimum 2 punts)

59.0 Mike Scifres at Ind., Jan. 13, 2008
 54.5 Darren Bennett vs. Ind., Dec. 31, 1995
 52.7 Mike Scifres vs. Ind., Jan. 3, 2009

PUNT RETURNS**Most Returns, Career**

12 Darren Sproles, 2005-09
 8 Mike Fuller, 1975-80
 7 Eric Parker, 2002-06

Most Returns, Game

5 Eric Parker vs. N.E., Jan. 14, 2007
 4 (2x) D. King at Baltimore, Jan. 6, 2019
 3 (6x) Last: D. Sproles vs. Ind., Jan. 3, 2009

Most Yardage, Career

107 Darren Sproles, 2005-09
 99 Mike Fuller, 1975-80
 63 Wes Chandler, 1981-87

Most Yardage, Game

72 Darren Sproles vs. Ind., Jan. 3, 2009
 56t Wes Chandler at Mia., Jan. 2, 1982 (OT)
 46 Desmond King at Baltimore, Jan. 6, 2019

Most Touchdowns, Career

1 Wes Chandler, 1981-87

KICKOFF RETURNS**Most Returns, Career**

21 Darren Sproles, 2005-09
 Andre Coleman, 1994-96
 17 James Brooks, 1981-83
 8 Hank Bauer, 1977-82

Most Returns, Game

8 Andre Coleman vs. S.F., Jan. 29, 1995
 6 Andre Coleman vs. Ind., Dec. 31, 1995
 5 (4x) Last: D. King at N.E., Jan. 13, 2019

Most Yardage, Career

537 Darren Sproles, 2005-09
 483 Andre Coleman, 1994-96
 276 James Brooks, 1981-83

Most Yardage, Game

242 Andre Coleman vs. S.F., Jan. 29, 1995
 164 Darren Sproles at Pit., Jan. 11, 2009
 147 Leslie Duncan at Buf., Dec. 26, 1964

Most Touchdowns, Career

1 Andre Coleman, 1994-96

CHARGERS POSTSEASON RESULTS**12-17 overall (.414)**

Date	Opponent	W-L	Score	Date	Opponent	W-L	Score
Jan. 1, 1961+	at Houston	L	16-24	Jan. 8, 1995**	Miami	W	22-21
Dec. 24, 1961+	Houston	L	3-10	Jan. 15, 1995***	at Pittsburgh	W	17-13
Jan. 5, 1964+	Boston	W	51-10	Jan. 29, 1995++	San Francisco	L	26-49
Dec. 27, 1964+	at Buffalo	L	7-20	Dec. 31, 1995*	Indianapolis	L	20-35
Dec. 26, 1965+	Buffalo	L	0-23	Jan. 8, 2005*	New York Jets	L	17-20, OT
Dec. 29, 1979**	Houston	L	14-17	Jan. 14, 2007**	New England	L	21-24
Jan. 3, 1981**	Buffalo	W	20-14	Jan. 6, 2008*	Tennessee	W	17-6
Jan. 11, 1981***	Oakland	L	27-34	Jan. 13, 2008**	at Indianapolis	W	28-24
Jan. 2, 1982**	at Miami	W	41-38, OT	Jan. 20, 2008***	at New England	L	12-21
Jan. 10, 1982***	at Cincinnati	L	7-27	Jan. 3, 2009*	Indianapolis	W	23-17, OT
Jan. 9, 1983*	at Pittsburgh	W	31-28	Jan. 11, 2009**	at Pittsburgh	L	24-35
Jan. 16, 1983**	at Miami	L	13-34	Jan. 18, 2010**	New York Jets	L	14-17
Jan. 2, 1993*	Kansas City	W	17-0	Jan. 5, 2014*	at Cincinnati	W	27-10
Jan. 10, 1993**	at Miami	L	0-31	Jan. 12, 2014**	at Denver	L	17-24
				Jan. 6, 2019*	at Baltimore	W	23-17
				Jan. 13, 2019**	at New England	L	28-41

+ AFL Championship Game * AFC Wild Card Playoffs ** AFC Divisional Playoffs

***AFC Championship Game ++ Super Bowl



LAST GAME BOOK



National Football League Game Summary

NFL Copyright © 2019 by The National Football League. All rights reserved. This summary and play-by-play is for the express purpose of assisting media in their coverage of the game; any other use of this material is prohibited without the written permission of the National Football League. Updated: 12/16/2019

Date: Sunday, 12/15/2019 Minnesota Vikings at Los Angeles Chargers Start Time: 1:05 PM PST
at Dignity Health Sports Park, Carson, CA

Game Day Weather
Game Weather: Sunny Temp: 64° F (17.8° C) Humidity: 28%, Wind: NW 14 mph
Played on Turf: Grass

Officials		
Referee: Torbert, Ronald (62)	Umpire: Killens, Jr., Terry (77)	Down Judge: Thomas, Sarah (53)
Line Judge: Steinkerkner, Mark (84)	Field Judge: Dickson, Ryan (25)	Side Judge: Edwards, Scott (3)
Back Judge: Josselyn, Anthony (67)	Replay Official: Choudhry, Saleem (0)	

Minnesota Vikings				Los Angeles Chargers			
Offense		Defense		Offense		Defense	
WR 81	O.Johnson	LE 99	D.Hunter	WR 13	K.Allen	DE 97	J.Bosa
LT 71	R.Reiff	NT 98	L.Joseph	LT 76	R.Okung	DT 93	J.Jones
LG 65	P.Elfflein	DT 93	S.Stephen	LG 66	D.Feeney	NT 92	B.Mebane
C 56	G.Bradbury	RE 97	E.Griffen	C 61	S.Quessenberry	DE 54	M.Ingram
RG 64	J.Kline	WLB 50	E.Wilson	RG 75	M.Schofield	LB 58	T.Davis
RT 75	B.O'Neill	MLB 54	E.Kendricks	RT 69	S.Tevi	LB 52	D.Perryman
TE 82	K.Rudolph	SLB 55	A.Barr	TE 86	H.Henry	LCB 43	M.Davis
WR 19	A.Thielen	LCB 26	T.Waynes	WR 81	M.Williams	S 31	A.Phillips
WR 14	S.Diggs	RCB 29	X.Rhodes	QB 17	P.Rivers	S 23	R.Jenkins
QB 8	K.Cousins	SS 22	H.Smith	FB 34	D.Watt	S 33	D.James
HB 33	D.Cook	FS 41	A.Harris	RB 25	M.Gordon	RCB 26	C.Hayward

Substitutions		Substitutions	
P 2 B.Colquitt, QB 4 S.Mannion, K 5 D.Bailey, WR 11 L.Treadwell, WR 15 A.Hollins, CB 20 Mac.Alexander, CB 21 M.Hughes, RB 23 M.Boone, CB 24 H.Hill, FB 30 C.Ham, RB 31 A.Abdullah, S 34 A.Sendejo, CB 38 K.Boyd, LB 40 K.Brothers, LS 58 A.Cutting, LB 59 C.Smith, T 69 R.Hill, G 78 D.Dozier, TE 83 T.Conklin, TE 84 I.Smith, DE 91 S.Weatherly, DT 94 Jal.Johnson, DE 95 I.Odenigbo, DT 96 A.Watts		P 1 T.Long, K 4 M.Badgley, WR 16 A.Patton, RB 22 J.Jackson, S 27 J.Watkins, CB 28 B.Facyson, RB 30 A.Ekeler, RB 35 T.Pope, LB 42 U.Nwosu, LB 44 K.White, LS 45 C.Mazza, LB 48 N.Dzubnar, LB 49 D.Tranquill, LB 51 E.Egbule, LB 57 J.Brown, NT 71 D.Square, C/G 72 R.Groy, T 78 T.Scott, TE 87 L.Kendricks, TE 88 V.Green, WR 89 J.Moore, DE 98 I.Rochell, DT 99 J.Tillery	

Did Not Play		Did Not Play	
RB 25 A.Mattison, S 27 J.Kearse, DT 51 H.Mata'afa, G 73 D.Samia, T 74 O.Udoh, T 76 A.Collins, DT 92 J.Holmes		QB 5 T.Taylor	
Not Active		Not Active	
		QB 2 E.Stick, WR 15 J.Guyton, DB 20 D.King, S 36 R.Teamer, G 74 S.Drango, T 79 T.Pipkins, DT 96 S.Williams	

Field Goals (made () & missed)							
D.Bailey		(26) (44) (38) (27)	M.Badgley		(41)		
			1	2	3	4	OT
VISITOR:	Minnesota Vikings		6	13	6	14	0
HOME:	Los Angeles Chargers		3	7	0	0	0

Scoring Plays						Visitor	Home
Team	Qtr	Time	Play Description (Extra Point) (Drive Info)				
Vikings	1	9:10	I.Smith 1 yd. pass from K.Cousins (kick failed, hru) (10-75, 5:50)			6	0
Chargers	1	4:35	M.Badgley 41 yd. Field Goal (10-62, 4:35)			6	3
Vikings	2	14:57	D.Bailey 26 yd. Field Goal (4-4, 1:29)			9	3
Chargers	2	8:42	M.Williams 2 yd. pass from P.Rivers (M.Badgley kick) (10-75, 6:15)			9	10
Vikings	2	4:17	D.Bailey 44 yd. Field Goal (10-49, 4:25)			12	10
Vikings	2	0:07	I.Odenigbo 56 yd. fumble return (D.Bailey kick)			19	10
Vikings	3	12:37	D.Bailey 38 yd. Field Goal (4-6, 2:12)			22	10
Vikings	3	7:06	D.Bailey 27 yd. Field Goal (7-32, 4:03)			25	10
Vikings	4	10:25	M.Boone 8 yd. run (D.Bailey kick) (7-85, 4:30)			32	10

National Football League Game Summary

NFL Copyright © 2019 by The National Football League. All rights reserved. This summary and play-by-play is for the express purpose of assisting media in their coverage of the game; any other use of this material is prohibited without the written permission of the National Football League. Updated: 12/16/2019

Vikings	4	8:45	M.Boone 2 yd. run (D.Bailey kick) (3-10, 1:32)	39	10
Paid Attendance: 25,446				Time: 2:59	

Final Individual Statistics

Minnesota Vikings

RUSHING	ATT	YDS	AVG	LG	TD
M.Boone	13	56	4.3	10	2
D.Cook	9	27	3.0	8	0
A.Abdullah	5	25	5.0	11	0
K.Cousins	3	14	4.7	14	0
O.Johnson	1	6	6.0	6	0
C.Ham	1	5	5.0	5	0
S.Diggs	1	4	4.0	4	0
A.Thielen	1	3	3.0	3	0
S.Mannion	3	-3	-1.0	-1	0
Total	37	137	3.7	14	2

PASSING	ATT	CMP	YDS	SK/YD	TD	LG	IN	RT
K.Cousins	25	19	207	0/0	1	46	1	96.6
Total	25	19	207	0/0	1	46	1	96.6

PASS RECEIVING	TAR	REC	YDS	AVG	LG	TD
S.Diggs	6	4	76	19.0	46	0
K.Rudolph	3	3	48	16.0	22	0
A.Thielen	3	3	27	9.0	13	0
D.Cook	3	3	16	5.3	11	0
C.Ham	3	3	13	4.3	10	0
I.Smith	3	2	8	4.0	7	1
O.Johnson	1	1	19	19.0	19	0
A.Abdullah	2	0	0	0.0	0	0
Total	24	19	207	10.9	46	1

INTERCEPTIONS	NO	YDS	AVG	LG	TD
A.Harris	1	7	7.0	7	0
H.Smith	1	0	0.0	0	0
M.Hughes	1	0	0.0	0	0
Total	3	7	2.3	7	0

PUNTING	NO	YDS	AVG	NET	TB	IN20	LG
B.Colquitt	2	103	51.5	51.5	0	2	56
Total	2	103	51.5	51.5	0	2	56

PUNT RETURNS	NO	YDS	AVG	FC	LG	TD
[DOWNED]	1	0	0.0	0	0	0
Total	0	0	0.0	0	0	0

KICKOFF RETURNS	NO	YDS	AVG	FC	LG	TD
A.Abdullah	1	25	25.0	0	25	0
[TOUCHBACK]	2	0	0.0	0	0	0
Total	1	25	25.0	0	25	0

Minnesota Vikings

FUMBLES	FUM	LOST	OWN-REC	YDS	TD	FORCED	OPP-REC	YDS	TD	OUT-BDS
K.Cousins	2	0	2	-3	0	0	0	0	0	0
D.Hunter	0	0	0	0	0	2	1	4	0	0
T.Waynes	0	0	0	0	0	1	1	20	0	0
E.Kendricks	0	0	0	0	0	1	0	0	0	0
S.Stephen	0	0	0	0	0	1	0	0	0	0
I.Odenigbo	0	0	0	0	0	0	1	56	1	0
H.Smith	0	0	0	0	0	0	1	0	0	0
Total	2	0	2	-3	0	5	4	80	1	0

Los Angeles Chargers

FUMBLES	FUM	LOST	OWN-REC	YDS	TD	FORCED	OPP-REC	YDS	TD	OUT-BDS
---------	-----	------	---------	-----	----	--------	---------	-----	----	---------

Los Angeles Chargers

RUSHING	ATT	YDS	AVG	LG	TD
M.Gordon	7	28	4.0	12	0
A.Ekeler	7	19	2.7	11	0
J.Jackson	5	15	3.0	5	0
Total	19	62	3.3	12	0

PASSING	ATT	CMP	YDS	SK/YD	TD	LG	IN	RT
P.Rivers	39	28	307	3/24	1	39	3	71.2
Total	39	28	307	3/24	1	39	3	71.2

PASS RECEIVING	TAR	REC	YDS	AVG	LG	TD
K.Allen	10	9	99	11.0	19	0
A.Ekeler	7	5	62	12.4	27	0
M.Gordon	7	5	36	7.2	10	0
M.Williams	9	4	71	17.8	39	1
H.Henry	2	2	29	14.5	24	0
J.Jackson	2	2	2	1.0	5	0
A.Patton	1	1	8	8.0	8	0
Total	38	28	307	11.0	39	1

INTERCEPTIONS	NO	YDS	AVG	LG	TD
M.Ingram	1	9	9.0	9	0
Total	1	9	9.0	9	0

PUNTING	NO	YDS	AVG	NET	TB	IN20	LG
T.Long	1	26	26.0	26.0	0	0	26
Total	1	26	26.0	26.0	0	0	26

PUNT RETURNS	NO	YDS	AVG	FC	LG	TD
[DOWNED]	2	0	0.0	0	0	0
Total	0	0	0.0	0	0	0

KICKOFF RETURNS	NO	YDS	AVG	FC	LG	TD
T.Pope	3	48	16.0	0	34	0
[TOUCHBACK]	6	0	0.0	0	0	0
Total	3	48	16.0	0	34	0

Minnesota Vikings vs Los Angeles Chargers
12/15/2019 at Dignity Health Sports Park

Final Individual Statistics

M.Gordon	2	2	0	0	0	0	0	0	0	0
A.Ekeler	1	0	0	0	0	0	0	0	0	1
H.Henry	1	1	0	0	0	0	0	0	0	0
P.Rivers	1	1	0	0	0	0	0	0	0	0
Total	5	4	0	0	0	0	0	0	0	1

Final Team Statistics

	Visitor Vikings	Home Chargers
TOTAL FIRST DOWNS	18	17
By Rushing	6	3
By Passing	10	14
By Penalty	2	0
THIRD DOWN EFFICIENCY	7-14-50%	6-11-55%
FOURTH DOWN EFFICIENCY	0-0-0%	1-2-50%
TOTAL NET YARDS	344	345
Total Offensive Plays (inc. times thrown passing)	62	61
Average gain per offensive play	5.5	5.7
NET YARDS RUSHING	137	62
Total Rushing Plays	37	19
Average gain per rushing play	3.7	3.3
Tackles for a loss-number and yards	1-3	2-3
NET YARDS PASSING	207	283
Times thrown - yards lost attempting to pass	0-0	3-24
Gross yards passing	207	307
PASS ATTEMPTS-COMPLETIONS-HAD INTERCEPTED	25-19-1	39-28-3
Avg gain per pass play (inc.# thrown passing)	8.3	6.7
KICKOFFS Number-In End Zone-Touchbacks	9-7-6	3-2-2
PUNTS Number and Average	2-51.5	1-26.0
Had Blocked	0	0
FGs - PATs Had Blocked	0-0	0-0
Net Punting Average	51.5	26.0
TOTAL RETURN YARDAGE (Not Including Kickoffs)	7	9
No. and Yards Punt Returns	0-0	0-0
No. and Yards Kickoff Returns	1-25	3-48
No. and Yards Interception Returns	3-7	1-9
PENALTIES Number and Yards	5-41	5-48
FUMBLES Number and Lost	2-0	5-4
TOUCHDOWNS	4	1
Rushing	2	0
Passing	1	1
Fumbles	1	0
EXTRA POINTS Made-Attempts	3-4	1-1
Kicking Made-Attempts	3-4	1-1
FIELD GOALS Made-Attempts	4-4	1-1
RED ZONE EFFICIENCY	3-6-50%	1-2-50%
GOAL TO GO EFFICIENCY	3-3-100%	1-1-100%
SAFETIES	0	0
FINAL SCORE	39	10
TIME OF POSSESSION	32:19	27:41

Ball Possession And Drive Chart

Minnesota Vikings

#	Time Recd	Time Lost	Time Poss	How Ball Obtained	Drive Began	# Play	Yds Gain	Yds Pen	Net Yds	1st Down	Last Scrm	How Given Up
1	15:00	9:10	5:50	Kickoff	MIN 25	10	60	15	75	5	* LAC 1	Touchdown
2	4:35	2:11	2:24	Kickoff	MIN 26	6	23	0	23	1	MIN 49	Punt
3	1:26	14:57	1:29	Fumble	LAC 11	4	4	0	4	0	* LAC 7	Field Goal
4	8:42	4:17	4:25	Kickoff	MIN 25	10	49	0	49	4	LAC 26	Field Goal
5	1:58	0:51	1:07	Interception	LAC 49	4	20	0	20	1	LAC 29	Interception
6	14:49	12:37	2:12	Fumble	LAC 26	4	11	-5	6	0	* LAC 20	Field Goal
7	11:09	7:06	4:03	Punt	LAC 41	7	32	0	32	1	* LAC 9	Field Goal
8	14:55	10:25	4:30	Downs	MIN 15	7	96	-11	85	4	* LAC 8	Touchdown
9	10:17	8:45	1:32	Fumble	LAC 10	3	10	0	10	1	* LAC 2	Touchdown
10	7:12	4:13	2:59	Interception	MIN 20	8	39	-20	19	1	MIN 39	Punt
11	1:48	0:00	1:48	Interception	MIN 14	3	-3	0	-3	0	MIN 12	End of Game

(488) Average MIN 44

Los Angeles Chargers

#	Time Recd	Time Lost	Time Poss	How Ball Obtained	Drive Began	# Play	Yds Gain	Yds Pen	Net Yds	1st Down	Last Scrm	How Given Up
1	9:10	4:35	4:35	Kickoff	LAC 15	10	62	0	62	2	MIN 23	Field Goal
2	2:11	1:26	0:45	Punt	LAC 4	2	7	0	7	0	LAC 11	Fumble
3	14:57	8:42	6:15	Kickoff	LAC 25	10	75	0	75	4	* MIN 2	Touchdown
4	4:17	1:58	2:19	Kickoff	LAC 25	4	14	-10	4	1	LAC 29	Interception
5	0:51	0:07	0:44	Interception	LAC 43	6	19	0	19	2	MIN 26	Fumble
6	0:07	0:00	0:07	Kickoff	LAC 25	1	12	0	12	1	LAC 25	End of Half
7	15:00	14:49	0:11	Kickoff	LAC 25	1	5	0	5	0	LAC 25	Fumble
8	12:37	11:09	1:28	Kickoff	LAC 25	3	3	-13	-10	0	LAC 15	Punt
9	7:06	14:55	7:11	Kickoff	LAC 23	13	67	-5	62	3	* MIN 15	Downs
10	10:25	10:17	0:08	Kickoff	LAC 25	1	5	0	5	0	LAC 25	Fumble
11	8:45	7:12	1:33	Kickoff	LAC 30	4	24	0	24	1	MIN 46	Interception
12	4:13	1:48	2:25	Punt	LAC 5	7	52	0	52	3	MIN 43	Interception

(270) Average LAC 22

* inside opponent's 20

Time of Possession by Quarter

	1st	2nd	3rd	4th	OT	Total
Visitor Minnesota Vikings	9:40	5:35	6:15	10:49		32:19
Home Los Angeles Chargers	5:20	9:25	8:45	4:11		27:41

Kickoff Drive No.-Start Average

Vikings: 3 - MIN 25

Chargers: 9 - LAC 24

Final Defensive Statistics

Minnesota Vikings	Regular Defensive Plays												Special Teams					Misc			
	TKL	AST	COMB	SK	/ YDS	TFL	Q	IN	PD	FF	FR		TKL	AST	FF	FR	BL	TKL	AST	FF	FR
E.Kendricks	5	2	7	0	0	0	0	0	0	1	0		0	0	0	0	0	0	0	0	0
H.Smith	5	1	6	0	0	1	0	1	1	0	1		0	0	0	0	0	0	0	0	0
D.Hunter	4	1	5	1	12	0	1	0	0	2	1		0	0	0	0	0	0	0	0	0
M.Hughes	4	0	4	0	0	0	0	1	2	0	0		0	0	0	0	0	0	0	0	0
A.Barr	3	1	4	0	0	1	0	0	0	0	0		0	0	0	0	0	0	0	0	0
A.Harris	2	2	4	0	0	1	0	1	1	0	0		0	0	0	0	0	0	0	0	0
T.Waynes	3	0	3	0	0	1	0	0	0	1	1		0	0	0	0	0	0	0	0	0
H.Hill	3	0	3	0	0	0	0	0	0	0	0		0	0	0	0	0	0	0	0	0
K.Brothers	3	0	3	0	0	0	0	0	0	0	0		0	0	0	0	0	0	0	0	0
I.Odenigbo	2	0	2	1	3	1	1	0	0	0	1		0	0	0	0	0	0	0	0	0
Mac.Alexander	2	0	2	0	0	0	0	0	0	0	0		0	0	0	0	0	0	0	0	0
K.Boyd	1	1	2	0	0	0	0	0	0	0	0		1	0	0	0	0	0	0	0	0
E.Wilson	0	2	2	0	0	0	0	0	0	0	0		0	0	0	0	0	0	0	0	0
Jal.Johnson	1	0	1	1	9	1	1	0	0	0	0		0	0	0	0	0	0	0	0	0
S.Weatherly	1	0	1	0	0	0	1	0	0	0	0		0	0	0	0	0	0	0	0	0
S.Stephen	1	0	1	0	0	0	0	0	1	1	0		0	0	0	0	0	0	0	0	0
L.Joseph	1	0	1	0	0	0	0	0	0	0	0		0	0	0	0	0	0	0	0	0
X.Rhodes	1	0	1	0	0	0	0	0	0	0	0		0	0	0	0	0	0	0	0	0
A.Watts	1	0	1	0	0	0	0	0	0	0	0		0	0	0	0	0	0	0	0	0
E.Griffen	0	1	1	0	0	0	1	0	0	0	0		0	0	0	0	0	0	0	0	0
A.Sendejo	0	0	0	0	0	0	0	0	0	0	0		1	0	0	0	0	0	0	0	0
C.Smith	0	0	0	0	0	0	0	0	0	0	0		1	0	0	0	0	0	0	0	0
P.Elflein	0	0	0	0	0	0	0	0	0	0	0		0	0	0	0	0	0	1	0	0
G.Bradbury	0	0	0	0	0	0	0	0	0	0	0		0	0	0	0	0	0	1	0	0
K.Cousins	0	0	0	0	0	0	0	0	0	0	0		0	0	0	0	0	0	0	0	2
Total	43	11	54	3	24	6	5	3	5	5	4		3	0	0	0	0	0	2	0	2

TKL = Tackle AST = Assist COMB = Combined QH=QB Hit IN = Interception PD = Pass Defense FF = Forced Fumble FR = Fumble Recovery

Final Defensive Statistics

Los Angeles Chargers	Regular Defensive Plays												Special Teams					Misc			
	TKL	AST	COMB	SK	/ YDS	TFL	QH	IN	PD	FF	FR		TKL	AST	FF	FR	BL	TKL	AST	FF	FR
D.James	6	3	9	0	0	0	0	0	0	0	0		0	0	0	0	0	0	0	0	0
D.Perryman	5	1	6	0	0	1	0	0	0	0	0		0	0	0	0	0	0	0	0	0
T.Davis	5	1	6	0	0	0	0	0	0	0	0		0	0	0	0	0	0	0	0	0
J.Bosa	5	0	5	0	0	1	1	0	0	0	0		0	0	0	0	0	0	0	0	0
M.Davis	3	2	5	0	0	0	0	0	2	0	0		0	0	0	0	0	0	0	0	0
M.Ingram	3	1	4	0	0	0	0	1	1	0	0		0	0	0	0	0	0	0	0	0
D.Tranquill	3	1	4	0	0	0	0	0	0	0	0		0	0	0	0	0	0	0	0	0
J.Tillery	3	0	3	0	0	1	0	0	0	0	0		0	0	0	0	0	0	0	0	0
R.Jenkins	2	1	3	0	0	0	0	0	0	0	0		0	0	0	0	0	0	0	0	0
C.Hayward	2	0	2	0	0	0	0	0	0	0	0		0	0	0	0	0	0	0	0	0
J.Jones	2	0	2	0	0	0	0	0	0	0	0		0	0	0	0	0	0	0	0	0
D.Square	2	0	2	0	0	0	0	0	0	0	0		0	0	0	0	0	0	0	0	0
B.Mebane	1	1	2	0	0	0	0	0	0	0	0		0	0	0	0	0	0	0	0	0
A.Phillips	1	0	1	0	0	0	0	0	0	0	0		0	0	0	0	0	0	0	0	0
U.Nwosu	1	0	1	0	0	0	0	0	0	0	0		0	0	0	0	0	0	0	0	0
B.Facyson	1	0	1	0	0	0	0	0	0	0	0		0	0	0	0	0	0	0	0	0
K.White	0	1	1	0	0	0	0	0	0	0	0		0	0	0	0	0	0	0	0	0
J.Watkins	0	0	0	0	0	0	0	0	1	0	0		0	0	0	0	0	0	0	0	0
E.Egbule	0	0	0	0	0	0	0	0	0	0	0		1	0	0	0	0	0	0	0	0
A.Patton	0	0	0	0	0	0	0	0	0	0	0		0	0	0	0	0	2	0	0	0
M.Gordon	0	0	0	0	0	0	0	0	0	0	0		0	0	0	0	0	1	0	0	0
H.Henry	0	0	0	0	0	0	0	0	0	0	0		0	0	0	0	0	1	0	0	0
M.Williams	0	0	0	0	0	0	0	0	0	0	0		0	0	0	0	0	1	0	0	0
Total	45	12	57	0	0	3	1	1	4	0	0		1	0	0	0	0	5	0	0	0

First Half Summary

PERIOD SCORES			TIME OF POSSESSION		
Vikings	6	13 = 19	Vikings	15:15	
Chargers	3	7 = 10	Chargers	14:45	

Scoring Plays					
Team	Qtr	Time	Play Description (Extra Point) (Drive Info)	Visitor	Home
Vikings	1	9:10	I.Smith 1 yd. pass from K.Cousins (kick failed, hru) (10-75, 5:50)	6	0
Chargers	1	4:35	M.Badgley 41 yd. Field Goal (10-62, 4:35)	6	3
Vikings	2	14:57	D.Bailey 26 yd. Field Goal (4-4, 1:29)	9	3
Chargers	2	8:42	M.Williams 2 yd. pass from P.Rivers (M.Badgley kick) (10-75, 6:15)	9	10
Vikings	2	4:17	D.Bailey 44 yd. Field Goal (10-49, 4:25)	12	10
Vikings	2	0:07	I.Odenigbo 56 yd. fumble return (D.Bailey kick)	19	10

	Minnesota Vikings	Los Angeles Chargers
TOTAL FIRST DOWNS	11	10
First Downs Rushing-Passing-by Penalty	1 - 8 - 2	2 - 8 - 0
THIRD DOWN EFFICIENCY	3-6-50%	5-7-71%
TOTAL NET YARDS	159	189
Total Offensive Plays	32	32
NET YARDS RUSHING	35	36
NET YARDS PASSING	124	153
Gross Yards Passing	124	174
Times thrown-yards lost attempting to pass	0-0	2-21
Pass Attempts-Completions-Had Intercepted	20 - 14 - 1	20 - 15 - 1
Punts-Number and Average	1 - 47	0 - 0
Penalties-Number and Yards	1 - 5	3 - 30
Fumbles-Number and Lost	2 - 0	3 - 2
Red Zone Efficiency	1-2-50%	1-1-100%
Average Drive Start	MIN 43	LAC 23

Minnesota Vikings									Los Angeles Chargers								
RUSHING									RUSHING								
	ATT	YDS	AVG	LG	TD					ATT	YDS	AVG	LG	TD			
D.Cook	7	23	3.3	8	0	M.Gordon			6	23	3.8	12	0				
O.Johnson	1	6	6.0	6	0	A.Ekeler			4	13	3.3	11	0				
S.Diggs	1	4	4.0	4	0												
M.Boone	1	2	2.0	2	0												
K.Cousins	2	0	0.0	0	0												
Total	12	35	2.9	8	0	Total			10	36	3.6	12	0				
PASSING									PASSING								
	ATT	CMP	YDS	SK/YD	TD	LG	IN	RT		ATT	CMP	YDS	SK/YD	TD	LG	IN	RT
K.Cousins	20	14	124	0/0	1	21	1	82.1	P.Rivers	20	15	174	2/21	1	39	1	96.7
Total	20	14	124	0/0	1	21	1	82.1	Total	20	15	174	2/21	1	39	1	96.7
PASS RECEIVING									PASS RECEIVING								
	TAR	REC	YDS	AVG	LG	TD				TAR	REC	YDS	AVG	LG	TD		
D.Cook	3	3	16	5.3	11	0	K.Allen		6	6	59	9.8	19	0			
K.Rudolph	2	2	26	13.0	21	0	M.Williams		6	4	71	17.8	39	1			
S.Diggs	4	2	24	12.0	19	0	A.Ekeler		3	2	33	16.5	27	0			
A.Thielen	2	2	20	10.0	13	0	A.Patton		1	1	8	8.0	8	0			
C.Ham	2	2	11	5.5	10	0	M.Gordon		3	1	6	6.0	6	0			
I.Smith	3	2	8	4.0	7	1	J.Jackson		1	1	-3	-3.0	-3	0			
O.Johnson	1	1	19	19.0	19	0											
A.Abdullah	2	0	0	0.0	0	0											
Total	19	14	124	8.9	21	1	Total		20	15	174	11.6	39	1			

Minnesota Vikings	Regular	Defensive Plays	Special Teams	Misc
-------------------	---------	-----------------	---------------	------

First Half Summary

LAC wins the coin toss and elects to defer. MIN elects to Receive, and LAC elects to defend the north goal.

T.Long kicks 65 yards from LAC 35 to end zone, Touchback.

Minnesota Vikings at 15:00

1-10-MIN 25	(15:00) D.Cook left end to MIN 27 for 2 yards (D.Perryman).	
2-8-MIN 27	(14:31) K.Cousins pass short right to A.Thielen to MIN 34 for 7 yards (T.Davis).	
3-1-MIN 34	(13:55) K.Cousins pass short middle to K.Rudolph to MIN 39 for 5 yards (M.Davis).	P1
<u>1-10-MIN 39</u>	(13:17) O.Johnson left end to MIN 45 for 6 yards (T.Davis).	
2-4-MIN 45	(12:43) K.Cousins pass short middle to K.Rudolph to LAC 34 for 21 yards (M.Davis).	P2
<u>1-10-LAC 34</u>	(12:04) S.Diggs right end to LAC 30 for 4 yards (D.Perryman, D.James).	
2-6-LAC 30	(11:21) (Shotgun) K.Cousins pass short left to C.Ham to LAC 20 for 10 yards (J.Tillery).	P3
<u>1-10-LAC 20</u>	(10:41) D.Cook right tackle to LAC 17 for 3 yards (C.Hayward, K.White).	
2-7-LAC 17	(10:04) K.Cousins pass short right to D.Cook to LAC 16 for 1 yard (T.Davis, B.Mebane).	
3-6-LAC 16	(9:23) (Shotgun) K.Cousins pass incomplete deep right to K.Rudolph.	
	<i>PENALTY on LAC-M.Davis, Defensive Pass Interference, 15 yards, enforced at LAC 16 - No Play.</i>	X4
<u>1-1-LAC 1</u>	(9:18) K.Cousins pass short middle to I.Smith for 1 yard, TOUCHDOWN.	P5
	D.Bailey extra point is No Good, Hit Right Upright, Center-A.Cutting, Holder-B.Colquitt.	

MIN 6 LAC 0, 10 plays, 75 yards, 1 penalty, 5:50 drive, 5:50 elapsed

D.Bailey kicks 50 yards from MIN 35 to LAC 15. T.Pope to LAC 15 for no gain (A.Sendejo).

Los Angeles Chargers at 9:10, (1st play from scrimmage 9:07)

1-10-LAC 15	(9:07) M.Gordon right end pushed ob at LAC 15 for no gain (H.Smith).	
2-10-LAC 15	(8:30) (Shotgun) P.Rivers pass incomplete short middle to M.Gordon (S.Stephen).	
3-10-LAC 15	(8:25) (Shotgun) P.Rivers pass deep middle to M.Williams to LAC 34 for 19 yards (Mac.Alexander).	P1
<u>1-10-LAC 34</u>	(7:42) (Shotgun) P.Rivers pass short right to K.Allen to LAC 32 for -2 yards (T.Waynes).	
2-12-LAC 32	(6:58) P.Rivers pass incomplete short right to M.Gordon.	
3-12-LAC 32	(6:54) (Shotgun) P.Rivers pass deep left to M.Williams to MIN 29 for 39 yards (M.Hughes) [S.Weatherly].	P2
<u>1-10-MIN 29</u>	(6:05) (Shotgun) P.Rivers pass short middle to K.Allen to MIN 23 for 6 yards (E.Griffen; H.Smith).	
2-4-MIN 23	(5:27) A.Ekeler left end to MIN 23 for no gain (E.Kendricks).	
3-4-MIN 23	(4:45) (Shotgun) P.Rivers pass incomplete deep left to A.Ekeler.	
4-4-MIN 23	(4:40) M.Badgley 41 yard field goal is GOOD, Center-C.Mazza, Holder-T.Long.	

MIN 6 LAC 3, 10 plays, 62 yards, 4:35 drive, 10:25 elapsed

T.Long kicks 64 yards from LAC 35 to MIN 1. A.Abdullah to MIN 26 for 25 yards (E.Egbule).

Minnesota Vikings at 4:35, (1st play from scrimmage 4:29)

1-10-MIN 26	(4:29) D.Cook left end to MIN 26 for no gain (M.Ingram). LAC-M.Ingram was injured during the play.	
2-10-MIN 26	(4:07) (Shotgun) K.Cousins pass incomplete short left to A.Abdullah (M.Davis).	
3-10-MIN 26	(4:03) (Shotgun) K.Cousins pass deep middle to S.Diggs to MIN 45 for 19 yards (M.Davis).	P6
<u>1-10-MIN 45</u>	(3:31) K.Cousins FUMBLES (Aborted) at MIN 43, and recovers at MIN 43. K.Cousins to MIN 43 for no gain (J.Bosa).	
2-12-MIN 43	(2:55) D.Cook up the middle to MIN 49 for 6 yards (D.James; M.Ingram).	
3-6-MIN 49	(2:26) (Shotgun) K.Cousins pass incomplete short left to S.Diggs (M.Davis).	
4-6-MIN 49	(2:22) B.Colquitt punts 47 yards to LAC 4, Center-A.Cutting, downed by MIN-A.Abdullah.	

Los Angeles Chargers at 2:11

1-10-LAC 4	(2:11) M.Gordon right tackle to LAC 11 for 7 yards (A.Harris; D.Hunter).	
2-3-LAC 11	(1:34) M.Gordon right end to LAC 11 for no gain (D.Hunter). FUMBLES (D.Hunter), RECOVERED by MIN-H.Smith at LAC 11. H.Smith to LAC 11 for no gain (M.Gordon).	

Minnesota Vikings at 1:26

1-10-LAC 11	(1:26) D.Cook right guard to LAC 8 for 3 yards (M.Ingram).	
2-7-LAC 8	(:48) (Shotgun) D.Cook up the middle to LAC 7 for 1 yard (J.Jones).	
3-6-LAC 7	(:05) (Shotgun) K.Cousins pass incomplete short left.	

END OF QUARTER

	Score	Time Poss	First Downs				Efficiencies	
			R	P	X	T	3 Down	4 Down
Minnesota Vikings	6	9:40	0	5	1	6	2/4	0/0
Los Angeles Chargers	3	5:20	0	2	0	2	2/3	0/0

Second Quarter

12/15/2019

Play By Play

Minnesota Vikings continued.

4-6-LAC 7 (15:00) **D.Bailey 26 yard field goal is GOOD, Center-A.Cutting, Holder-B.Colquitt.**

MIN 9 LAC 3, 4 plays, 4 yards, 1:29 drive, 0:03 elapsed

D.Bailey kicks 65 yards from MIN 35 to end zone, Touchback.

Los Angeles Chargers at 14:57

1-10-LAC 25 (14:57) M.Gordon left guard to LAC 27 for 2 yards (D.Hunter, E.Kendricks).
 2-8-LAC 27 (14:10) (Shotgun) A.Ekeler right guard to LAC 28 for 1 yard (L.Joseph, E.Kendricks).
 3-7-LAC 28 (13:25) (Shotgun) P.Rivers pass deep right to K.Allen ran ob at LAC 47 for 19 yards. P3
1-10-LAC 47 (12:53) P.Rivers sacked at LAC 38 for -9 yards (Jal.Johnson).
 2-19-LAC 38 (12:06) (Shotgun) P.Rivers pass short left to M.Williams to LAC 49 for 11 yards (X.Rhodes).
 3-8-LAC 49 (11:20) (Shotgun) P.Rivers pass short middle to K.Allen to MIN 37 for 14 yards (A.Harris). P4
1-10-MIN 37 (10:37) P.Rivers pass deep left to A.Ekeler pushed ob at MIN 10 for 27 yards (M.Hughes). P5
1-10-MIN 10 (10:02) P.Rivers pass short right to M.Gordon to MIN 4 for 6 yards (E.Kendricks).
 2-4-MIN 4 (9:24) M.Gordon up the middle to MIN 2 for 2 yards (H.Smith).
 3-2-MIN 2 (8:46) (Shotgun) **P.Rivers pass short left to M.Williams for 2 yards, TOUCHDOWN.** P6
The Replay Official reviewed the pass completion ruling, and the play was Upheld. The ruling on the field stands.
 M.Badgley extra point is GOOD, Center-C.Mazza, Holder-T.Long.

MIN 9 LAC 10, 10 plays, 75 yards, 6:15 drive, 6:18 elapsed

T.Long kicks 65 yards from LAC 35 to end zone, Touchback.

Minnesota Vikings at 8:42

1-10-MIN 25 (8:42) *PENALTY on MIN-S.Diggs, False Start, 5 yards, enforced at MIN 25 - No Play.*
 1-15-MIN 20 (8:42) K.Cousins pass deep middle to O.Johnson to MIN 39 for 19 yards (C.Hayward). P7
1-10-MIN 39 (8:02) K.Cousins FUMBLES (Aborted) at MIN 38, and recovers at MIN 38. K.Cousins to MIN 38 for no gain (J.Tillery).
 2-11-MIN 38 (7:28) K.Cousins pass short right to D.Cook to MIN 42 for 4 yards (D.James).
 3-7-MIN 42 (6:55) (Shotgun) K.Cousins pass short left to A.Thielen to LAC 45 for 13 yards (A.Phillips). P8
1-10-LAC 45 (6:13) K.Cousins pass incomplete deep left to L.Treadwell.
PENALTY on LAC-M.Davis, Defensive Holding, 5 yards, enforced at LAC 45 - No Play. X9
1-10-LAC 40 (6:05) K.Cousins pass incomplete deep left to S.Diggs.
 2-10-LAC 40 (6:01) K.Cousins pass short left to D.Cook ran ob at LAC 29 for 11 yards (D.James) [J.Bosa]. P10
1-10-LAC 29 (5:51) K.Cousins pass short middle to C.Ham to LAC 28 for 1 yard (J.Jones).
 2-9-LAC 28 (5:09) M.Boone right tackle to LAC 26 for 2 yards (J.Bosa).
 3-7-LAC 26 (4:29) (Shotgun) K.Cousins pass incomplete deep left to I.Smith (J.Watkins).
 4-7-LAC 26 (4:22) **D.Bailey 44 yard field goal is GOOD, Center-A.Cutting, Holder-B.Colquitt.**

MIN 12 LAC 10, 10 plays, 49 yards, 1 penalty, 4:25 drive, 10:43 elapsed

D.Bailey kicks 65 yards from MIN 35 to end zone, Touchback.

Los Angeles Chargers at 4:17

1-10-LAC 25 (4:17) A.Ekeler right end to LAC 36 for 11 yards (H.Smith). R7
1-10-LAC 36 (3:41) A.Ekeler left end to LAC 42 for 6 yards (S.Stephen).
PENALTY on LAC-H.Henry, Offensive Holding, 10 yards, enforced at LAC 36 - No Play.
 1-20-LAC 26 (3:13) (Shotgun) P.Rivers pass short right to A.Ekeler to LAC 32 for 6 yards (T.Waynes). FUMBLES (T.Waynes), ball out of bounds at LAC 32.
 2-14-LAC 32 (2:51) (Shotgun) P.Rivers pass short right to J.Jackson to LAC 29 for -3 yards (A.Barr).
 3-17-LAC 29 (2:06) (Shotgun) P.Rivers pass deep middle intended for M.Williams INTERCEPTED by H.Smith at LAC 49. H.Smith to LAC 49 for no gain (A.Patton).

Two-Minute Warning

Minnesota Vikings at 1:58

1-10-LAC 49 (1:58) (Shotgun) K.Cousins pass short middle to I.Smith to LAC 42 for 7 yards (D.Tranquill, R.Jenkins).
 2-3-LAC 42 (1:27) D.Cook left end to LAC 34 for 8 yards (D.Tranquill; D.James). R11
1-10-LAC 34 (1:05) K.Cousins pass short left to S.Diggs ran ob at LAC 29 for 5 yards.
 2-5-LAC 29 (1:02) K.Cousins pass short left intended for A.Abdullah INTERCEPTED by M.Ingram at LAC 34. M.Ingram to LAC 43 for 9 yards (P.Elfflein; G.Bradbury).

Los Angeles Chargers at 0:51

1-10-LAC 43 (:51) (Shotgun) A.Ekeler right end to LAC 44 for 1 yard (D.Hunter).

Minnesota Vikings vs Los Angeles Chargers at Dignity Health Sports Park

Timeout #1 by LAC at 00:45.

2-9-LAC 44	(:45) (Shotgun) P.Rivers pass short left to K.Allen pushed ob at MIN 45 for 11 yards (M.Hughes).	P8
1-10-MIN 45	(:40) (Shotgun) P.Rivers pass incomplete short left to M.Williams (M.Hughes).	
2-10-MIN 45	(:35) (Shotgun) P.Rivers pass short left to K.Allen pushed ob at MIN 34 for 11 yards (M.Hughes).	P9
1-10-MIN 34	(:29) (Shotgun) P.Rivers pass short right to A.Patton to MIN 26 for 8 yards (E.Kendricks).	

Timeout #2 by LAC at 00:23.

2-2-MIN 26	(:23) (Shotgun) P.Rivers sacked at MIN 36 for -10 yards (D.Hunter). FUMBLES (D.Hunter) [D.Hunter], touched at MIN 38, RECOVERED by MIN-I.Odenigbo at MIN 44. I.Odenigbo for 56 yards, TOUCHDOWN.
------------	--

Minnesota Vikings at 0:07

D.Bailey extra point is GOOD, Center-A.Cutting, Holder-B.Colquitt.

MIN 19 LAC 10, 0 plays, 56 yards, 0:00 drive , 14:53 elapsed

D.Bailey kicks 65 yards from MIN 35 to end zone, Touchback.

Los Angeles Chargers at 0:07

1-10-LAC 25	(:07) M.Gordon up the middle to LAC 37 for 12 yards (I.Odenigbo).	R10
-------------	---	-----

END OF QUARTER

	Score	Time Poss	First Downs				Efficiencies	
			R	P	X	T	3 Down	4 Down
Minnesota Vikings	19	5:35	1	3	1	5	1/2	0/0
Los Angeles Chargers	10	9:25	2	6	0	8	3/4	0/0

Third Quarter

12/15/2019

Play By Play

LAC elects to Receive, and MIN elects to defend the South goal.

D.Bailey kicks 65 yards from MIN 35 to end zone, Touchback.

Los Angeles Chargers at 15:00

1-10-LAC 25 (15:00) (Shotgun) P.Rivers pass short middle to M.Gordon to LAC 31 for 6 yards (S.Stephen). FUMBLES (S.Stephen), RECOVERED by MIN-D.Hunter at LAC 30. D.Hunter to LAC 26 for 4 yards (H.Henry).

Minnesota Vikings at 14:49

1-10-LAC 26 (14:49) D.Cook left end to LAC 19 for 7 yards (B.Mebane).
2-3-LAC 19 (14:03) D.Cook right end to LAC 22 for -3 yards (D.Perryman). MIN-D.Cook was injured during the play. He is Out.
3-6-LAC 22 (13:41) (Shotgun) PENALTY on MIN-B.O'Neill, False Start, 5 yards, enforced at LAC 22 - No Play.
3-11-LAC 27 (13:23) (Shotgun) K.Cousins pass short middle to A.Thielen to LAC 20 for 7 yards (D.Tranquill).
4-4-LAC 20 (12:41) D.Bailey 38 yard field goal is GOOD, Center-A.Cutting, Holder-B.Colquitt.

MIN 22 LAC 10, 4 plays, 6 yards, 2:12 drive, 2:23 elapsed

D.Bailey kicks 65 yards from MIN 35 to end zone, Touchback.

Los Angeles Chargers at 12:37

1-10-LAC 25 (12:37) A.Ekeler right end ran ob at LAC 30 for 5 yards (T.Waynes).
2-5-LAC 30 (12:10) A.Ekeler left end to LAC 28 for -2 yards (A.Harris).
3-7-LAC 28 (11:24) (Shotgun) P.Rivers pass incomplete short right.
PENALTY on LAC-P.Rivers, Intentional Grounding, 13 yards, enforced at LAC 28.
4-20-LAC 15 (11:20) T.Long punts 26 yards to LAC 41, Center-C.Mazza, downed by LAC-N.Dzubnar.

Minnesota Vikings at 11:09

1-10-LAC 41 (11:09) M.Boone right tackle to LAC 38 for 3 yards (D.Square).
2-7-LAC 38 (10:34) K.Cousins pass short right to S.Diggs to LAC 32 for 6 yards (T.Davis; M.Davis).
3-1-LAC 32 (9:59) K.Cousins left end to LAC 18 for 14 yards (T.Davis).
1-10-LAC 18 (9:16) M.Boone right tackle to LAC 13 for 5 yards (M.Ingram).
2-5-LAC 13 (8:38) M.Boone right end to LAC 11 for 2 yards (D.Perryman).
3-3-LAC 11 (7:57) K.Cousins pass short left to C.Ham to LAC 9 for 2 yards (D.James).
4-1-LAC 9 (7:10) D.Bailey 27 yard field goal is GOOD, Center-A.Cutting, Holder-B.Colquitt.

MIN 25 LAC 10, 7 plays, 32 yards, 4:03 drive, 7:54 elapsed

D.Bailey kicks 56 yards from MIN 35 to LAC 9. T.Pope to LAC 23 for 14 yards (K.Boyd).

Los Angeles Chargers at 7:06, (1st play from scrimmage 7:01)

1-10-LAC 23 (7:01) (Shotgun) P.Rivers pass short right to A.Ekeler to LAC 30 for 7 yards (H.Hill).
2-3-LAC 30 (6:17) J.Jackson left end to LAC 33 for 3 yards (E.Kendricks).
1-10-LAC 33 (5:39) P.Rivers pass short right to J.Jackson to LAC 38 for 5 yards (H.Hill).
2-5-LAC 38 (4:56) P.Rivers pass incomplete deep right to A.Ekeler.
3-5-LAC 38 (4:48) (Shotgun) P.Rivers pass short right to K.Allen to MIN 43 for 19 yards (H.Hill).
1-10-MIN 43 (4:01) J.Jackson right tackle to MIN 38 for 5 yards (A.Barr).
2-5-MIN 38 (3:20) J.Jackson right end to MIN 34 for 4 yards (E.Wilson; A.Harris).
3-1-MIN 34 (2:40) J.Jackson left end to MIN 35 for -1 yards (H.Smith, A.Barr).
Timeout #1 by MIN at 01:54.
4-2-MIN 35 (1:54) (Shotgun) P.Rivers pass deep left to H.Henry to MIN 11 for 24 yards (H.Smith) [E.Griffen].
1-10-MIN 11 (1:19) J.Jackson right end to MIN 7 for 4 yards (Mac.Alexander).
2-6-MIN 7 (:35) (Shotgun) P.Rivers pass incomplete short left to K.Allen.
3-6-MIN 7 (:32) (Shotgun) P.Rivers sacked at MIN 10 for -3 yards (I.Odenigbo).

END OF QUARTER

	Score	Time Poss	First Downs				Efficiencies	
			R	P	X	T	3 Down	4 Down
Minnesota Vikings	25	6:15	1	0	0	1	1/3	0/0
Los Angeles Chargers	10	8:45	1	2	0	3	1/4	1/1

Fourth Quarter

12/15/2019

Play By Play

Los Angeles Chargers continued.

- 4-9-MIN 10 (15:00) (Shotgun) *PENALTY on LAC-T.Scott, False Start, 5 yards, enforced at MIN 10 - No Play.*
- 4-14-MIN 15 (15:00) (Shotgun) P.Rivers pass incomplete short left to M.Williams.

Minnesota Vikings at 14:55

- 1-10-MIN 15 (14:55) K.Cousins pass deep right to K.Rudolph to MIN 37 for 22 yards (D.Perryman; M.Davis). P13
- 1-10-MIN 37 (14:15) A.Thielen left end to MIN 40 for 3 yards (T.Davis).
- 2-7-MIN 40 (13:39) M.Boone left tackle to 50 for 10 yards (D.James). R14
- 1-10-50 (13:01) M.Boone up the middle to LAC 46 for 4 yards (U.Nwosu).
- 2-6-LAC 46 (12:22) M.Boone left end to LAC 37 for 9 yards (K.White).
- PENALTY on MIN-T.Conklin, Offensive Holding, 11 yards, enforced at LAC 46 - No Play.*
- 2-17-MIN 43 (12:22) A.Abdullah left end to MIN 46 for 3 yards (J.Bosa).
- 3-14-MIN 46 (11:22) (Shotgun) K.Cousins pass deep left to S.Diggs to LAC 8 for 46 yards (R.Jenkins). P15
- 1-8-LAC 8 (10:30) **M.Boone up the middle for 8 yards, TOUCHDOWN.** R16
- D.Bailey extra point is GOOD, Center-A.Cutting, Holder-B.Colquitt.

MIN 32 LAC 10, 7 plays, 85 yards, 4:30 drive, 4:35 elapsed

D.Bailey kicks 65 yards from MIN 35 to end zone, Touchback.

Los Angeles Chargers at 10:25

- 1-10-LAC 25 (10:25) (Shotgun) P.Rivers pass short right to H.Henry to LAC 30 for 5 yards (E.Kendricks). FUMBLES (E.Kendricks), RECOVERED by MIN-T.Waynes at LAC 30. T.Waynes to LAC 10 for 20 yards (A.Patton).
- The Replay Official reviewed the fumble ruling, and the play was Upheld. The ruling on the field stands.

Minnesota Vikings at 10:17

- 1-10-LAC 10 (10:17) M.Boone up the middle to LAC 7 for 3 yards (D.Perryman).
- 2-7-LAC 7 (9:33) M.Boone up the middle to LAC 2 for 5 yards (J.Bosa).
- Timeout #2 by MIN at 08:48.
- 3-2-LAC 2 (8:48) **M.Boone up the middle for 2 yards, TOUCHDOWN.** R17
- D.Bailey extra point is GOOD, Center-A.Cutting, Holder-B.Colquitt.

MIN 39 LAC 10, 3 plays, 10 yards, 1:32 drive, 6:15 elapsed

D.Bailey kicks 69 yards from MIN 35 to LAC -4. T.Pope to LAC 30 for 34 yards (C.Smith).

Los Angeles Chargers at 8:45, (1st play from scrimmage 8:37)

- 1-10-LAC 30 (8:37) (Shotgun) P.Rivers pass short left to M.Gordon ran ob at LAC 38 for 8 yards.
- 2-2-LAC 38 (8:19) (Shotgun) P.Rivers pass short left to K.Allen pushed ob at MIN 49 for 13 yards (A.Barr). P14
- 1-10-MIN 49 (7:43) (Shotgun) A.Ekeler left guard to MIN 46 for 3 yards (A.Watts).
- 2-7-MIN 46 (7:20) (No Huddle, Shotgun) P.Rivers pass deep left intended for M.Williams INTERCEPTED by M.Hughes at MIN 20. M.Hughes to MIN 20 for no gain (M.Williams).

Minnesota Vikings at 7:12

- 1-10-MIN 20 (7:12) M.Boone right tackle to MIN 25 for 5 yards (J.Bosa).
- 2-5-MIN 25 (6:28) M.Boone left tackle to MIN 25 for no gain (D.Square).
- 3-5-MIN 25 (5:44) A.Abdullah right guard to MIN 36 for 11 yards (R.Jenkins). R18
- 1-10-MIN 36 (4:57) C.Ham left end to MIN 43 for 7 yards (D.Tranquill).
- PENALTY on MIN-L.Treadwell, Offensive Holding, 10 yards, enforced at MIN 41.*
- 1-15-MIN 31 (4:49) M.Boone right guard to MIN 46 for 15 yards (D.James).
- PENALTY on MIN-L.Treadwell, Offensive Holding, 10 yards, enforced at MIN 38.*
- 1-18-MIN 28 (4:41) A.Abdullah up the middle to MIN 29 for 1 yard (D.James).
- Timeout #1 by LAC at 04:36.
- 2-17-MIN 29 (4:36) A.Abdullah up the middle to MIN 34 for 5 yards (B.Facyson).
- Timeout #2 by LAC at 04:32.
- 3-12-MIN 34 (4:32) A.Abdullah left tackle to MIN 39 for 5 yards (J.Tillery).
- Timeout #3 by LAC at 04:27.
- 4-7-MIN 39 (4:27) B.Colquitt punts 56 yards to LAC 5, Center-A.Cutting, downed by MIN-K.Boyd.

Los Angeles Chargers at 4:13

- 1-10-LAC 5 (4:13) (Shotgun) M.Gordon up the middle to LAC 10 for 5 yards (S.Weatherly).
- 2-5-LAC 10 (3:51) (No Huddle, Shotgun) P.Rivers pass short middle to K.Allen to LAC 18 for 8 yards (K.Boyd). P15

Minnesota Vikings vs Los Angeles Chargers at Dignity Health Sports Park

<u>1-10-LAC 18</u>	(3:24) (No Huddle, Shotgun) P.Rivers pass short left to M.Gordon to LAC 25 for 7 yards (E.Wilson; K.Boyd).	
2-3-LAC 25	(2:56) (No Huddle, Shotgun) P.Rivers pass short middle to M.Gordon to LAC 35 for 10 yards (K.Brothers).	P16
<u>1-10-LAC 35</u>	(2:31) (No Huddle, Shotgun) P.Rivers pass short left to A.Ekeler to LAC 42 for 7 yards (K.Brothers).	
2-3-LAC 42	(2:05) (No Huddle, Shotgun) P.Rivers pass short middle to A.Ekeler to MIN 43 for 15 yards (K.Brothers).	P17

Two-Minute Warning

<u>1-10-MIN 43</u>	(1:59) (Shotgun) P.Rivers pass deep middle intended for M.Williams INTERCEPTED by A.Harris at MIN 7. A.Harris to MIN 14 for 7 yards.
--------------------	--

Minnesota Vikings at 1:48

1-10-MIN 14	(1:48) S.Mannion kneels to MIN 13 for -1 yards.
2-11-MIN 13	(1:06) S.Mannion kneels to MIN 12 for -1 yards.
3-12-MIN 12	(:37) S.Mannion kneels to MIN 11 for -1 yards.

END OF QUARTER

	Score	Time Poss	First Downs				Efficiencies	
			R	P	X	T	3 Down	4 Down
Minnesota Vikings	39	10:49	4	2	0	6	3/5	0/0
Los Angeles Chargers	10	4:11	0	4	0	4	0/0	0/1

Miscellaneous Statistics Report

Minnesota Vikings vs Los Angeles Chargers
12/15/2019 at Dignity Health Sports Park

Ten Longest Plays for Minnesota Vikings

Yards	Qtr	Play Start	Play Description
46	4	3-14-MIN 46	(11:22) (Shotgun) K.Cousins pass deep left to S.Diggs to LAC 8 for 46 yards (R.Jenkins).
22	4	1-10-MIN 15	(14:55) K.Cousins pass deep right to K.Rudolph to MIN 37 for 22 yards (D.Perryman; M.Davis).
21	1	2-4-MIN 45	(12:43) K.Cousins pass short middle to K.Rudolph to LAC 34 for 21 yards (M.Davis).
19	1	3-10-MIN 26	(4:03) (Shotgun) K.Cousins pass deep middle to S.Diggs to MIN 45 for 19 yards (M.Davis).
19	2	1-15-MIN 20	(8:42) K.Cousins pass deep middle to O.Johnson to MIN 39 for 19 yards (C.Hayward).
14	3	3-1-LAC 32	(9:59) K.Cousins left end to LAC 18 for 14 yards (T.Davis).
13	2	3-7-MIN 42	(6:55) (Shotgun) K.Cousins pass short left to A.Thielen to LAC 45 for 13 yards (A.Phillips).
11	2	2-10-LAC 40	(6:01) K.Cousins pass short left to D.Cook ran ob at LAC 29 for 11 yards (D.James) [J.Bosa].
11	4	3-5-MIN 25	(5:44) A.Abdullah right guard to MIN 36 for 11 yards (R.Jenkins).
10	1	2-6-LAC 30	(11:21) (Shotgun) K.Cousins pass short left to C.Ham to LAC 20 for 10 yards (J.Tillery).

Ten Longest Plays for Los Angeles Chargers

Yards	Qtr	Play Start	Play Description
39	1	3-12-LAC 32	(6:54) (Shotgun) P.Rivers pass deep left to M.Williams to MIN 29 for 39 yards (M.Hughes) [S.Weatherly].
27	2	1-10-MIN 37	(10:37) P.Rivers pass deep left to A.Ekeler pushed ob at MIN 10 for 27 yards (M.Hughes).
24	3	4-2-MIN 35	(1:54) (Shotgun) P.Rivers pass deep left to H.Henry to MIN 11 for 24 yards (H.Smith) [E.Griffen].
19	1	3-10-LAC 15	(8:25) (Shotgun) P.Rivers pass deep middle to M.Williams to LAC 34 for 19 yards (Mac.Alexander).
19	2	3-7-LAC 28	(13:25) (Shotgun) P.Rivers pass deep right to K.Allen ran ob at LAC 47 for 19 yards.
19	3	3-5-LAC 38	(4:48) (Shotgun) P.Rivers pass short right to K.Allen to MIN 43 for 19 yards (H.Hill).
15	4	2-3-LAC 42	(2:05) (No Huddle, Shotgun) P.Rivers pass short middle to A.Ekeler to MIN 43 for 15 yards (K.Brothers).
14	2	3-8-LAC 49	(11:20) (Shotgun) P.Rivers pass short middle to K.Allen to MIN 37 for 14 yards (A.Harris).
13	4	2-2-LAC 38	(8:19) (Shotgun) P.Rivers pass short left to K.Allen pushed ob at MIN 49 for 13 yards (A.Barr).
12	2	1-10-LAC 25	(:07) M.Gordon up the middle to LAC 37 for 12 yards (I.Odenigbo).

Touchdown Scoring Information

		Offense	Defense	Special Teams
VISITOR	Minnesota Vikings	3	1	0
HOME	Los Angeles Chargers	1	0	0

Player Scoring Information

Club	Player	TD	Rush TD	Rec TD	KO TD	Punt TD	Int TD	Fum TD	Misc TD	FG	XP	2Pt Rush	2Pt Rec	Sfty	Points
MIN	D.Bailey	0	0	0	0	0	0	0	0	4	3	0	0	0	15
MIN	M.Boone	0	2	0	0	0	0	0	0	0	0	0	0	0	12
MIN	I.Smith	0	0	1	0	0	0	0	0	0	0	0	0	0	6
LAC	M.Williams	0	0	1	0	0	0	0	0	0	0	0	0	0	6
LAC	M.Badgley	0	0	0	0	0	0	0	0	1	1	0	0	0	4

Possession Detail

	First Half		Second Half		Game	
	Visitor	Home	Visitor	Home	Visitor	Home
Largest Lead	9	1	29	0	29	1
Drives Leading	3	0	6	0	9	0
Time of Possession Leading	5:00	0:00	17:04	0:00	22:04	0:00
Largest Deficit	-1	-9	0	-29	-1	-29
Drives Trailing	1	6	0	6	1	12
Time of Possession Trailing	4:25	14:45	0:00	12:56	4:25	27:41
Times Score Tied Up		0		0		0
Lead Changes		3		0		3

Playtime Percentage

Percent of playtime per player on offense, defense and special teams

Minnesota Vikings						Los Angeles Chargers					
		Offense	Defense	Special Teams				Offense	Defense	Special Teams	
B O'Neill	T	65 100%		8	32%	M Schofield	G	62 100%		2	8%
P Elflein	G	65 100%		8	32%	D Feeney	G	62 100%		2	8%
G Bradbury	C	65 100%				S Tevi	T	62 100%		2	8%
J Kline	G	62 95%		8	32%	S Quessenberry	C	62 100%		2	8%
K Cousins	QB	62 95%				P Rivers	QB	62 100%			
R Reiff	T	54 83%		8	32%	K Allen	WR	58 94%			
S Diggs	WR	46 71%				M Williams	WR	52 84%			
I Smith	TE	42 65%		5	20%	A Patton	WR	46 74%		9	36%
K Rudolph	TE	35 54%		8	32%	H Henry	TE	43 69%			
A Thielen	WR	33 51%				R Okung	T	32 52%		2	8%
C Ham	FB	30 46%		15	60%	T Scott	T	30 48%		2	8%
T Conklin	TE	30 46%		5	20%	A Ekeler	RB	30 48%			
D Cook	RB	28 43%				M Gordon	RB	25 40%			
O Johnson	WR	26 40%				V Green	TE	23 37%		2	8%
M Boone	RB	21 32%		11	44%	J Jackson	RB	13 21%		13	52%
A Abdullah	RB	15 23%		13	52%	J Moore	WR	8 13%			
R Hill	T	11 17%		8	32%	D Watt	FB	5 8%		16	64%
L Treadwell	WR	11 17%		3	12%	R Groy	G	5 8%		8	32%
A Hollins	WR	8 12%		4	16%	L Kendricks	TE	2 3%		9	36%
D Dozier	G	3 5%		8	32%	R Jenkins	FS		65 100%	10	40%
S Mannion	QB	3 5%				D James	FS		65 100%		
A Harris	FS		62 100%	2	8%	C Hayward	CB		62 95%		
A Barr	LB		55 89%	2	8%	J Bosa	DE		56 86%	1	4%
E Kendricks	LB		55 89%	2	8%	M Davis	CB		53 82%	9	36%
H Smith	SS		50 81%	2	8%	T Davis	LB		53 82%	1	4%
E Griffen	DE		48 77%	2	8%	M Ingram	DE		45 69%		
M Alexander	CB		48 77%			J Jones	DT		42 65%	8	32%
D Hunter	DE		46 74%	10	40%	A Phillips	SS		36 55%	14	56%
M Hughes	CB		46 74%	10	40%	D Tranquill	LB		36 55%	14	56%
H Hill	CB		31 50%	14	56%	B Mebane	NT		34 52%	1	4%
S Weatherly	DE		31 50%	5	20%	K White	LB		29 45%	1	4%
S Stephen	DT		31 50%	2	8%	D Perryman	LB		27 42%		
I Odenigbo	DE		30 48%			J Tillery	DT		25 38%	8	32%
L Joseph	NT		27 44%	2	8%	D Square	NT		24 37%	9	36%
T Waynes	CB		27 44%			U Nwosu	LB		22 34%	23	92%
E Wilson	LB		22 35%	15	60%	I Rochell	DE		18 28%	8	32%
A Watts	DT		19 31%			J Watkins	SS		12 18%	5	20%
J Johnson	NT		14 23%			B Facyson	CB		11 17%	14	56%
X Rhodes	CB		14 23%			N Dzubnar	LB			22	88%
A Sendejo	SS		12 19%	17	68%	T Pope	RB			20	80%
K Boyd	CB		7 11%	17	68%	J Brown	LB			14	56%
K Brothers	LB		6 10%	15	60%	E Egbule	LB			13	52%
C Smith	LB		1 2%	9	36%	T Long	P			6	24%
D Bailey	K			17	68%	C Mazza	LS			3	12%
A Cutting	LS			10	40%						

NFL STATS



WON 5, LOST 9										* RUSHING										No.	Yds	Avg	Long	TD
09/08 W	30-24	OT	Indianapolis	25,363	Gordon	139	551	4.0	24	5														
09/15 L	10-13		at Detroit	60,158	Ekeler	119	500	4.2	35	3														
09/22 L	20-27		Houston	25,349	Jackson	28	189	6.8	40	0														
09/29 W	30-10		at Miami	64,278	Rivers	11	24	2.2	12	0														
10/06 L	13-20		Denver	25,357	K. Allen	2	21	10.5	18	0														
10/13 L	17-24		Pittsburgh	25,425	Pope	10	20	2.0	8	0														
10/20 L	20-23		at Tennessee	62,431	Watt	7	10	1.4	3	1														
10/27 W	17-16		at Chicago	61,632	Taylor	8	9	1.1	9	0														
11/03 W	26-11		Green Bay	25,435	M. Williams	1	2	2.0	2	0														
11/07 L	24-26		at Oakland	51,954	TEAM	325	1326	4.1	40	9														
11/18 L	17-24		Kansas City	76,252	OPPONENTS	377	1544	4.1	63t	11														
12/01 L	20-23		at Denver	74,638	* RECEIVING	No.	Yds	Avg	Long	TD														
12/08 W	45-10		at Jacksonville	57,866	K. Allen	90	1046	11.6	45	5														
12/15 L	10-39		Minnesota	25,446	Ekeler	78	892	11.4	84t	8														
12/22			Oakland		Henry	45	565	12.6	30t	4														
12/29			at Kansas City		M. Williams	44	912	20.7	56	2														
			LA-C	Opp.	Gordon	30	188	6.3	25	1														
TOTAL FIRST DOWNS				303	250	Jackson	9	22	2.4	9	0													
Rushing				78	85	Inman	8	132	16.5	28	0													
Passing				193	139	Green	8	74	9.3	15	1													
Penalty				32	26	Benjamin	6	30	5.0	13	0													
3rd Down: Made/Att				75/168	74/171	Patton	4	38	9.5	15	0													
3rd Down Pct.				44.6	43.3	Kendricks	3	50	16.7	24	0													
4th Down: Made/Att				7/13	7/12	Kendricks	3	50	16.7	24	0													
4th Down Pct.				53.8	58.3	G. Davis	3	38	12.7	19	0													
POSSESSION AVG.				30:31	29:29	Watt	3	32	10.7	21	0													
TOTAL NET YARDS				5229	4307	Moore	2	43	21.5	32	0													
Avg. Per Game				373.5	307.6	Pope	2	14	7.0	13t	1													
Total Plays				867	813	Culkin	1	12	12.0	12	0													
Avg. Per Play				6.0	5.3	TEAM	336	4088	12.2	84t	22													
NET YARDS RUSHING				1326	1544	OPPONENTS	286	2929	10.2	70t	19													
Avg. Per Game				94.7	110.3	* INTERCEPTIONS	No.	Yds	Avg	Long	TD													
Total Rushes				325	377	Jenkins	3	10	3.3	8	0													
NET YARDS PASSING				3903	2763	Hayward	2	37	18.5	37	0													
Avg. Per Game				278.8	197.4	Ingram	1	9	9.0	9	0													
Sacked/Yards Lost				30/185	27/166	Teamer	1	3	3.0	3	0													
Gross Yards				4088	2929	M. Davis	1	0	0.0	0	0													
Att./Completions				512/336	409/286	Perryman	1	0	0.0	0	0													
Completion Pct.				65.6	69.9	White	1	0	0.0	0	0													
Had Intercepted				18	10	TEAM	10	59	5.9	37	0													
PUNTS/AVERAGE				39/47.1	53/43.4	OPPONENTS	18	268	14.9	59	1													
NET PUNTING AVG.				39/41.2	53/41.2	* PUNTING	No.	Yds	Avg	Net	TB													
PENALTIES/YARDS				93/817	98/873	Long	39	1837	47.1	41.2	2													
FUMBLES/BALL LOST				21/11	16/3	TEAM	39	1837	47.1	41.2	2													
TOUCHDOWNS				32	33	OPPONENTS	53	2301	43.4	41.2	1													
Rushing				9	11	* PUNT RETURNS	Ret	FC	Yds	Avg	Long													
Passing				22	19	King	18	10	97	5.4	68t													
Returns				1	3	Pope	1	6	0	0.0	0													
* SCORE BY PERIODS				Q1	Q2	Q3	Q4	OT	PTS	TEAM	19													
TEAM				53	101	55	84	6	299	OPPONENTS	26													
OPPONENTS				77	75	67	71	0	290	* KICKOFF RETURNS	No.													

WON 6. LOST 8 * RUSHING

* PASSING	Att	Cmp	Yds	Cmp%	Yds/Att	TD	TD%	Int	Int%	Long	Sack/Lost	Rating
Carr	437	306	3372	70.0	7.72	19	4.3	8	1.8	65t	24/ 149	99.5
Glennon	10	6	56	60.0	5.60	1	10.0	0	0.0	19	0/ 0	108.8
TEAM	447	312	3428	69.8	7.67	20	4.5	8	1.8	65t	24/ 149	99.7
OPPONENTS	459	293	3899	63.8	8.49	32	7.0	9	2.0	91t	29/ 225	105.7

WEEK 15 / THROUGH MONDAY, DECEMBER 16, 2019

TEAM RANKINGS

American Football Conference

Offense

Defense

	Total	Rush	Pass	Total	Rush	Pass
Balt.	1	*1	11	5	2	6
Buff.	10	2	13	2	5	2
Cin.	12	14	9	15	16	10
Cleve.	7	6	7	9	13	5
Denver	13	9	15	7	11	7
Hou.	3	3	4	14	10	16
Ind.	11	5	12	8	4	12
Jax	9	8	5	13	14	9
K.C.	2	12	1	10	12	8
L.A.-C	4	11	2	4	9	3
Miami	14	16	10	16	15	13
N.E.	8	10	3	*1	3	1
Jets	16	15	14	6	1	11
Oak.	5	7	6	12	8	15
Pitt.	15	13	16	3	6	4
Tenn.	6	4	8	11	7	14

National Football Conference

Offense

Defense

	Total	Rush	Pass	Total	Rush	Pass
Ariz.	13	7	14	16	14	16
Atl.	7	16	3	9	8	11
Car.	11	6	12	13	16	6
Chi.	15	15	15	3	4	5
Dallas	*1	4	2	2	6	2
Det.	9	11	6	15	9	15
G.B.	12	9	11	11	13	10
Rams	8	13	4	6	12	3
Minn.	6	3	8	7	5	9
N.O.	5	8	5	4	3	7
Giants	14	12	13	12	11	12
Phil.	10	5	10	5	2	8
S.F.	4	1	9	1	10	*1
Sea.	3	2	7	14	7	13
T.B.	2	14	*1	8	*1	14
Wash.	16	10	16	10	15	4

National Football League

Offense

Defense

	Total	Rush	Pass	Total	Rush	Pass
Ariz.	23	14	24	32	25	32
Atl.	11	30	4	20	16	23
Balt.	2	*1	26	6	5	7
Buff.	22	5	28	3	10	3
Car.	19	13	18	26	30	16
Chi.	28	29	25	8	6	13
Cin.	26	27T	22	29	32	15
Cleve.	17	10	19	17	27	6
Dallas	*1	6	2	7	12	8
Denver	27	18	30	13	20	10
Det.	13	21	8	31	18	31
G.B.	21	17	17	23	24	22
Hou.	7	7	11	28	19	28
Ind.	24	9	27	16	9	21
Jax	20	15	14	24	29	14
K.C.	5	25	3	18	26	11
L.A.-C	8	23	5	5	17	4
Rams	12	24	6	12	23	9
Miami	29	32	23	30	31	24
Minn.	10	4	12	14	8	20
N.E.	18	19	9	*1	7	2
N.O.	9	16	7	10	4	17
Giants	25	22	21	25	22	26
Jets	31	31	29	9	2	19
Oak.	14	12	15	22	14	27
Phil.	15T	11	16	11	3	18
Pitt.	30	26	31	4	11	5
S.F.	6	2	13	2	21	*1
Sea.	4	3	10	27	15	29
T.B.	3	27T	*1	15	*1	30
Tenn.	15T	8	20	19	13	25
Wash.	32	20	32	21	28	12

T = Tied for position

* = League Leader

WEEK 15 / THROUGH MONDAY, DECEMBER 16, 2019

OFFENSE	Hou.	T.B.	Buff.	N.E.	LA-R	S.F.	Balt.	Clev.
GAMES (Won-Lost)	9-5	7-7	10-4	11-3	8-6	11-3	12-2	6-8
FIRST DOWNS	311	320	283	297	293	299	336	273
Rushing	98	72	108	92	82	99	157	85
Passing	185	221	144	178	188	171	155	159
Penalty	28	27	31	27	23	29	24	29
YDS GAINED (tot)	5262	5602	4706	4898	5179	5365	5736	4901
Avg per Game	375.9	400.1	336.1	349.9	369.9	383.2	409.7	350.1
RUSHING (net)	1832	1279	1889	1425	1314	2058	2830	1770
Avg per Game	130.9	91.4	134.9	101.8	93.9	147.0	202.1	126.4
Rushes	383	367	422	385	344	451	512	354
Yards per Rush	4.8	3.5	4.5	3.7	3.8	4.6	5.5	5.0
PASSING (net)	3430	4323	2817	3473	3865	3307	2906	3131
Avg per Game	245.0	308.8	201.2	248.1	276.1	236.2	207.6	223.6
Passes Att.	466	558	447	558	541	429	388	479
Completed	315	344	265	336	341	297	258	286
Pct Completed	67.6	61.6	59.3	60.2	63.0	69.2	66.5	59.7
Yards Gained	3674	4591	3031	3661	4027	3496	3016	3376
Sacked	40	43	35	27	21	28	25	34
Yards Lost	244	268	214	188	162	189	110	245
Had intercepted	12	24	10	8	16	11	7	17
Yards Opp Ret	61	366	144	176	181	202	31	229
Opp TDs on Int	0	5	1	1	1	1	0	1
PUNTS	46	52	68	75	57	45	36	56
Avg Yards	45.3	43.5	41.6	44.9	47.5	44.9	44.8	45.1
PUNT RETURNS	19	31	30	25	23	31	21	21
Avg Return	9.4	5.5	7.4	8.4	6.6	8.3	9.4	6.8
Returned for TD	0	0	0	0	0	0	0	0
KICKOFF RETURNS	14	17	27	22	16	18	22	33
Avg Return	22.0	21.1	25.2	21.0	21.7	18.2	17.3	21.5
Returned for TD	0	0	1	0	0	0	0	0
PENALTIES	102	115	105	85	101	94	96	111
Yards Penalized	822	969	841	744	765	856	782	1011
FUMBLES BY	18	19	21	9	15	16	14	13
Fumbles Lost	7	9	6	4	7	10	5	7
Opp Fumbles	15	24	22	24	18	25	19	13
Opp Fum Lost	9	14	8	11	8	15	10	5
POSS. TIME (avg)	29:58	31:20	30:43	31:35	28:13	31:51	34:18	30:19
TOUCHDOWNS	42	49	33	44	38	49	58	33
Rushing	14	14	13	15	17	18	19	15
Passing	27	30	19	22	17	27	34	17
Returns	1	5	1	7	4	4	5	1
EXTRA-PT KICKS	36/41	39/44	28/30	35/41	34/34	43/44	51/53	28/31
2-PT CONVERSIONS	1/1	4/5	3/3	1/3	1/4	2/4	2/5	1/2
FIELD GOALS/FGA	17/22	25/29	19/25	23/30	22/29	26/35	23/24	23/27
POINTS SCORED	341	416	291	372	332	419	472	297

DEFENSE	Hou.	T.B.	Buff.	N.E.	LA-R	S.F.	Balt.	Clev.
POINTS ALLOWED	330	398	222	181	306	258	257	329
OPP FIRST DOWNS	302	288	254	221	283	234	249	292
Rushing	81	59	76	61	90	93	68	99
Passing	194	195	148	123	169	116	148	159
Penalty	27	34	30	37	24	25	33	34
OPP YARDS GAINED	5311	4901	4087	3757	4707	3766	4400	4943
Avg per Game	379.4	350.1	291.9	268.4	336.2	269.0	314.3	353.1
OPP RUSHING(net)	1586	1026	1420	1373	1619	1605	1346	1893
Avg per Game	113.3	73.3	101.4	98.1	115.6	114.6	96.1	135.2
Rushes	343	306	327	320	404	347	298	384
Yards per Rush	4.6	3.4	4.3	4.3	4.0	4.6	4.5	4.9
OPP PASSING(net)	3725	3875	2667	2384	3088	2161	3054	3050
Avg per Game	266.1	276.8	190.5	170.3	220.6	154.4	218.1	217.9
Passes Att.	517	581	484	466	492	433	486	454
Completed	336	359	299	261	305	266	289	282
Pct Completed	65.0	61.8	61.8	56.0	62.0	61.4	59.5	62.1
Sacked	28	36	42	41	43	47	34	37
Yards Lost	209	275	284	282	267	357	242	262
INTERCEPTED BY	8	11	13	25	9	11	12	13
Yards Returned	253	170	57	353	101	240	259	219
Returned for TD	1	2	0	3	2	2	2	1
OPP PUNT RETURNS	20	22	14	25	23	20	12	16
Avg return	3.5	9.5	9.4	6.0	8.3	5.7	9.0	8.9
OPP KICKOFF RET	32	8	26	26	13	46	43	40
Avg return	18.8	23.8	23.1	20.5	24.5	21.8	22.6	20.3
OPP TOUCHDOWNS	39	44	27	20	35	30	26	38
Rushing	8	10	11	6	12	8	11	15
Passing	30	29	13	10	20	19	13	21
Returns	1	5	3	4	3	3	2	2

WEEK 15 / THROUGH MONDAY, DECEMBER 16, 2019

OFFENSE	Car.	Ind.	Cin.	Miami	Jax	Atl.	N.O.	Tenn.
GAMES (Won-Lost)	5-9	6-8	1-13	3-11	5-9	5-9	11-3	8-6
FIRST DOWNS	300	298	265	260	258	327	299	275
Rushing	74	108	74	54	73	70	86	87
Passing	204	152	158	170	159	218	198	155
Penalty	22	38	33	36	26	39	15	33
YDS GAINED (tot)	4854	4639	4378	4069	4827	5184	5226	4941
Avg per Game	346.7	331.4	312.7	290.6	344.8	370.3	373.3	352.9
RUSHING (net)	1691	1780	1279	997	1526	1139	1521	1829
Avg per Game	120.8	127.1	91.4	71.2	109.0	81.4	108.6	130.6
Rushes	347	412	321	293	341	305	347	380
Yards per Rush	4.9	4.3	4.0	3.4	4.5	3.7	4.4	4.8
PASSING (net)	3163	2859	3099	3072	3301	4045	3705	3112
Avg per Game	225.9	204.2	221.4	219.4	235.8	288.9	264.6	222.3
Passes Att.	539	461	532	519	518	588	510	400
Completed	328	281	307	311	323	397	370	266
Pct Completed	60.9	61.0	57.7	59.9	62.4	67.5	72.5	66.5
Yards Gained	3599	3033	3408	3358	3540	4352	3865	3462
Sacked	51	26	43	54	36	43	21	51
Yards Lost	436	174	309	286	239	307	160	350
Had intercepted	16	10	15	17	7	13	6	8
Yards Opp Ret	188	225	314	169	52	147	16	204
Opp TDs on Int	0	2	4	2	0	1	0	0
PUNTS	65	53	64	59	68	48	49	67
Avg Yards	45.3	44.3	44.4	44.8	46.1	42.1	45.8	47.5
PUNT RETURNS	21	19	23	21	29	32	34	17
Avg Return	7.2	10.7	5.3	6.9	4.9	7.5	9.6	7.2
Returned for TD	0	0	0	0	0	1	1	0
KICKOFF RETURNS	30	27	37	33	21	21	23	24
Avg Return	21.7	22.0	26.5	22.7	22.0	24.3	22.3	21.1
Returned for TD	0	0	1	1	0	0	0	0
PENALTIES	76	75	80	82	123	105	106	88
Yards Penalized	654	634	664	687	1102	839	922	839
FUMBLES BY	24	16	23	22	19	19	8	20
Fumbles Lost	13	9	13	8	11	9	2	8
Opp Fumbles	16	15	9	13	18	18	13	15
Opp Fum Lost	7	8	5	1	7	6	8	9
POSS. TIME (avg)	28:59	30:29	28:59	28:02	30:30	30:23	32:10	28:30
TOUCHDOWNS	37	35	20	26	24	37	41	45
Rushing	19	12	6	8	3	8	8	17
Passing	17	22	13	17	20	27	30	24
Returns	1	1	1	1	1	2	3	4
EXTRA-PT KICKS	30/34	26/32	20/20	21/22	16/17	25/27	37/38	41/43
2-PT CONVERSIONS	1/3	2/3	0/0	1/4	3/7	2/9	0/3	1/2
FIELD GOALS/FGA	22/29	19/28	23/27	20/26	28/29	26/33	31/35	8/18
POINTS SCORED	324	303	211	241	250	329	378	339

DEFENSE	Car.	Ind.	Cin.	Miami	Jax	Atl.	N.O.	Tenn.
POINTS ALLOWED	390	329	359	435	353	365	303	279
OPP FIRST DOWNS	305	281	284	318	295	299	278	292
Rushing	108	80	116	103	97	98	65	81
Passing	175	179	151	185	166	175	173	186
Penalty	22	22	17	30	32	26	40	25
OPP YARDS GAINED	5289	4910	5484	5582	5214	5076	4603	5074
Avg per Game	377.8	350.7	391.7	398.7	372.4	362.6	328.8	362.4
OPP RUSHING(net)	1963	1413	2212	1972	1962	1524	1271	1461
Avg per Game	140.2	100.9	158.0	140.9	140.1	108.9	90.8	104.4
Rushes	378	338	450	433	381	376	301	367
Yards per Rush	5.2	4.2	4.9	4.6	5.1	4.1	4.2	4.0
OPP PASSING(net)	3326	3497	3272	3610	3252	3552	3332	3613
Avg per Game	237.6	249.8	233.7	257.9	232.3	253.7	238.0	258.1
Passes Att.	486	478	420	460	447	480	527	522
Completed	313	339	265	295	283	324	328	337
Pct Completed	64.4	70.9	63.1	64.1	63.3	67.5	62.2	64.6
Sacked	49	33	23	18	43	24	44	36
Yards Lost	285	203	151	126	290	196	298	219
INTERCEPTED BY	14	11	7	12	8	10	11	13
Yards Returned	141	167	125	155	128	76	126	158
Returned for TD	0	1	0	0	1	0	1	1
OPP PUNT RETURNS	35	25	19	24	19	18	19	24
Avg return	7.8	5.8	5.3	7.5	4.6	7.0	6.6	9.3
OPP KICKOFF RET	5	16	14	17	25	26	16	32
Avg return	20.4	22.5	19.9	26.6	21.3	22.0	28.6	22.3
OPP TOUCHDOWNS	45	37	39	50	42	41	35	32
Rushing	26	8	16	14	19	13	10	10
Passing	18	26	18	33	21	25	24	22
Returns	1	3	5	3	2	3	1	0

WEEK 15 / THROUGH MONDAY, DECEMBER 16, 2019

OFFENSE	NY-G	Wash.	Pitt.	NY-J	Det.	Denv.	Oak.	LA-C
GAMES (Won-Lost)	3-11	3-11	8-6	5-9	3-10-1	5-9	6-8	5-9
FIRST DOWNS	264	210	239	221	283	238	278	303
Rushing	77	63	68	49	69	67	94	78
Passing	158	130	131	145	184	139	169	193
Penalty	29	17	40	27	30	32	15	32
YDS GAINED (tot)	4467	3773	4000	3838	5053	4191	4976	5229
Avg per Game	319.1	269.5	285.7	274.1	360.9	299.4	355.4	373.5
RUSHING (net)	1357	1415	1281	1086	1382	1442	1697	1326
Avg per Game	96.9	101.1	91.5	77.6	98.7	103.0	121.2	94.7
Rushes	315	311	348	324	361	349	386	325
Yards per Rush	4.3	4.5	3.7	3.4	3.8	4.1	4.4	4.1
PASSING (net)	3110	2358	2719	2752	3671	2749	3279	3903
Avg per Game	222.1	168.4	194.2	196.6	262.2	196.4	234.2	278.8
Passes Att.	518	404	448	459	517	442	447	512
Completed	320	251	281	284	319	269	312	336
Pct Completed	61.8	62.1	62.7	61.9	61.7	60.9	69.8	65.6
Yards Gained	3417	2697	2906	3061	3929	3026	3428	4088
Sacked	38	44	26	48	38	39	24	30
Yards Lost	307	339	187	309	258	277	149	185
Had intercepted	16	12	17	15	14	10	8	18
Yards Opp Ret	183	178	227	230	115	118	93	268
Opp TDs on Int	0	2	0	1	1	0	2	1
PUNTS	61	70	62	76	64	69	59	39
Avg Yards	45.7	49.4	45.9	46.1	44.8	43.8	45.7	47.1
PUNT RETURNS	22	22	24	19	27	24	21	19
Avg Return	11.2	4.7	9.2	11.1	5.9	7.6	6.9	5.1
Returned for TD	0	0	1	0	0	0	0	1
KICKOFF RETURNS	41	30	23	34	23	17	32	27
Avg Return	23.2	25.8	18.6	22.9	24.5	27.0	23.4	20.5
Returned for TD	0	1	0	0	1	0	0	0
PENALTIES	82	98	101	110	102	95	113	93
Yards Penalized	703	774	812	1062	819	801	984	817
FUMBLES BY	27	20	25	17	12	16	18	21
Fumbles Lost	15	7	9	8	8	5	8	11
Opp Fumbles	13	21	29	25	21	13	11	16
Opp Fum Lost	6	8	16	8	11	6	5	3
POSS. TIME (avg)	28:20	26:50	29:05	28:44	29:28	29:02	30:43	30:31
TOUCHDOWNS	36	22	27	29	34	24	33	32
Rushing	9	7	6	6	6	9	11	9
Passing	24	14	17	17	26	14	20	22
Returns	3	1	4	6	2	1	2	1
EXTRA-PT KICKS	28/32	15/16	26/26	21/25	31/32	21/22	31/33	30/30
2-PT CONVERSIONS	2/4	1/6	0/1	3/4	0/2	1/2	0/0	1/1
FIELD GOALS/FGA	11/15	22/27	27/29	14/21	23/28	24/28	15/21	25/33
POINTS SCORED	283	215	269	247	304	239	274	299

DEFENSE	NY-G	Wash.	Pitt.	NY-J	Det.	Denv.	Oak.	LA-C
POINTS ALLOWED	382	347	259	343	373	284	386	290
OPP FIRST DOWNS	293	304	271	269	315	274	307	250
Rushing	84	103	90	66	80	89	85	85
Passing	181	171	154	166	201	155	178	139
Penalty	28	30	27	37	34	30	44	26
OPP YARDS GAINED	5276	5093	4303	4601	5626	4724	5155	4307
Avg per Game	376.9	363.8	307.4	328.6	401.9	337.4	368.2	307.6
OPP RUSHING(net)	1611	1910	1445	1243	1585	1590	1481	1544
Avg per Game	115.1	136.4	103.2	88.8	113.2	113.6	105.8	110.3
Rushes	412	431	386	372	392	383	362	377
Yards per Rush	3.9	4.4	3.7	3.3	4.0	4.2	4.1	4.1
OPP PASSING(net)	3665	3183	2858	3358	4041	3134	3674	2763
Avg per Game	261.8	227.4	204.1	239.9	288.6	223.9	262.4	197.4
Passes Att.	478	465	467	508	522	467	459	409
Completed	317	320	287	317	328	307	293	286
Pct Completed	66.3	68.8	61.5	62.4	62.8	65.7	63.8	69.9
Sacked	32	42	49	30	27	34	29	27
Yards Lost	215	255	318	193	177	180	225	166
INTERCEPTED BY	10	13	19	8	6	10	9	10
Yards Returned	171	106	235	122	76	87	214	59
Returned for TD	1	0	1	3	0	0	2	0
OPP PUNT RETURNS	22	34	26	40	25	27	26	26
Avg return	6.0	10.1	9.3	6.6	3.6	8.7	11.3	7.3
OPP KICKOFF RET	18	12	40	27	47	16	27	32
Avg return	18.4	24.7	22.1	18.7	24.4	27.8	21.8	22.3
OPP TOUCHDOWNS	45	41	29	38	44	28	48	33
Rushing	14	12	6	12	11	9	13	11
Passing	26	26	22	24	30	17	32	19
Returns	5	3	1	2	3	2	3	3

WEEK 15 / THROUGH MONDAY, DECEMBER 16, 2019

OFFENSE	Ariz.	Sea.	Dal.	Phil.	K.C.	Chi.	G.B.	Minn.
GAMES (Won-Lost)	4-9-1	11-3	7-7	7-7	10-4	7-7	11-3	10-4
FIRST DOWNS	271	301	341	306	309	255	273	293
Rushing	92	111	107	91	78	68	76	98
Passing	155	165	204	183	191	157	158	159
Penalty	24	25	30	32	40	30	39	36
YDS GAINED (tot)	4662	5419	6076	4941	5381	4178	4713	5217
Avg per Game	333.0	387.1	434.0	352.9	384.4	298.4	336.6	372.6
RUSHING (net)	1666	1984	1876	1700	1301	1199	1491	1902
Avg per Game	119.0	141.7	134.0	121.4	92.9	85.6	106.5	135.9
Rushes	339	431	397	393	323	339	349	434
Yards per Rush	4.9	4.6	4.7	4.3	4.0	3.5	4.3	4.4
PASSING (net)	2996	3435	4200	3241	4080	2979	3222	3315
Avg per Game	214.0	245.4	300.0	231.5	291.4	212.8	230.1	236.8
Passes Att.	484	446	520	533	518	509	478	413
Completed	313	300	340	337	339	327	303	291
Pct Completed	64.7	67.3	65.4	63.2	65.4	64.2	63.4	70.5
Yards Gained	3305	3708	4334	3455	4265	3209	3478	3481
Sacked	47	42	18	35	24	38	32	23
Yards Lost	309	273	134	214	185	230	256	166
Had intercepted	10	6	11	8	4	12	2	5
Yards Opp Ret	108	149	111	36	8	122	77	29
Opp TDs on Int	2	2	0	0	0	0	0	0
PUNTS	61	64	43	60	45	76	67	53
Avg Yards	47.2	45.0	41.4	47.1	42.9	43.9	43.7	44.8
PUNT RETURNS	19	20	19	24	27	31	14	26
Avg Return	6.7	5.1	6.1	6.5	7.1	9.2	3.9	6.2
Returned for TD	0	0	0	0	0	0	0	0
KICKOFF RETURNS	29	19	16	25	33	30	28	16
Avg Return	20.9	20.1	14.2	22.6	22.8	27.4	20.6	22.0
Returned for TD	0	0	0	0	0	1	0	0
PENALTIES	108	97	97	89	93	93	89	90
Yards Penalized	846	798	907	751	919	754	657	825
FUMBLES BY	6	23	13	29	20	10	10	28
Fumbles Lost	3	13	5	15	10	6	7	11
Opp Fumbles	21	24	17	15	19	14	19	16
Opp Fum Lost	9	16	9	7	7	8	8	11
POSS. TIME (avg)	27:11	31:16	29:37	32:49	29:34	30:00	30:47	29:45
TOUCHDOWNS	32	45	44	40	43	29	40	45
Rushing	15	14	17	12	13	7	16	18
Passing	17	28	26	25	27	20	24	25
Returns	0	3	1	3	3	2	0	2
EXTRA-PT KICKS	28/29	36/40	41/41	29/31	39/41	26/28	38/38	38/42
2-PT CONVERSIONS	3/3	1/3	2/3	4/7	1/2	1/1	2/2	1/3
FIELD GOALS/FGA	28/31	21/26	23/33	19/21	31/35	18/23	16/17	22/24
POINTS SCORED	310	371	378	334	394	256	330	378

DEFENSE	Ariz.	Sea.	Dal.	Phil.	K.C.	Chi.	G.B.	Minn.
POINTS ALLOWED	398	345	288	328	284	253	283	259
OPP FIRST DOWNS	337	307	291	254	301	267	286	278
Rushing	86	79	93	68	100	73	89	60
Passing	218	204	162	160	168	169	180	188
Penalty	33	24	36	26	33	25	17	30
OPP YARDS GAINED	5784	5296	4530	4609	4994	4536	5198	4745
Avg per Game	413.1	378.3	323.6	329.2	356.7	324.0	371.3	338.9
OPP RUSHING(net)	1718	1502	1450	1266	1842	1352	1693	1386
Avg per Game	122.7	107.3	103.6	90.4	131.6	96.6	120.9	99.0
Rushes	386	324	357	317	369	359	370	338
Yards per Rush	4.5	4.6	4.1	4.0	5.0	3.8	4.6	4.1
OPP PASSING(net)	4066	3794	3080	3343	3152	3184	3505	3359
Avg per Game	290.4	271.0	220.0	238.8	225.1	227.4	250.4	239.9
Passes Att.	525	549	492	480	502	517	484	524
Completed	376	350	321	295	303	327	297	342
Pct Completed	71.6	63.8	65.2	61.5	60.4	63.2	61.4	65.3
Sacked	34	24	36	36	39	31	35	41
Yards Lost	231	161	274	227	291	235	248	317
INTERCEPTED BY	7	16	6	10	14	8	15	16
Yards Returned	82	161	83	156	135	141	116	85
Returned for TD	0	2	0	1	1	1	0	1
OPP PUNT RETURNS	31	27	17	27	17	32	24	19
Avg return	7.8	6.2	9.0	6.5	4.2	7.2	8.3	6.9
OPP KICKOFF RET	33	19	30	20	30	24	29	19
Avg return	20.6	23.3	23.2	24.4	19.6	24.6	24.2	25.4
OPP TOUCHDOWNS	47	41	32	39	33	29	31	28
Rushing	8	17	13	12	13	14	14	5
Passing	34	18	19	26	19	15	17	23
Returns	5	6	0	1	1	0	0	0

WEEK 15 / THROUGH MONDAY, DECEMBER 16, 2019

OFFENSE	NFL/Avg
GAMES (Won-Lost)	---
FIRST DOWNS	283.7
Rushing	84.5
Passing	169.9
Penalty	29.3
YDS GAINED (tot)	4871.3
Avg per Game	347.9
RUSHING (net)	1570.8
Avg per Game	112.2
Rushes	365.3
Yards per Rush	4.3
PASSING (net)	3300.5
Avg per Game	235.8
Passes Att.	486.9
Completed	310.8
Pct Completed	63.8
Yards Gained	3539.9
Sacked	35.1
Yards Lost	239.3
Had intercepted	11.4
Yards Opp Ret	148.7
Opp TDs on Int	0.9
PUNTS	58.7
Avg Yards	45.1
PUNT RETURNS	23.6
Avg Return	7.3
Returned for TD	0.1
KICKOFF RETURNS	25.3
Avg Return	22.4
Returned for TD	0.2
PENALTIES	96.7
Yards Penalized	823.8
FUMBLES BY	17.8
Fumbles Lost	8.4
Opp Fumbles	17.8
Opp Fum Lost	8.4
POSS. TIME (avg)	30:00
TOUCHDOWNS	36.4
Rushing	11.9
Passing	22.2
Returns	2.4
EXTRA POINTS(tot)	93%
Kicks Made/2Pt	47%
FIELD GOALS/FGA	22/27
POINTS SCORED	318.6

DEFENSE	NFL/Avg
POINTS ALLOWED	318.6
OPP FIRST DOWNS	283.7
Rushing	84.5
Passing	169.9
Penalty	29.3
OPP YARDS GAINED	4871.3
Avg per Game	347.9
OPP RUSHING(net)	1570.8
Avg per Game	112.2
Rushes	365.3
Yards per Rush	4.3
OPP PASSING(net)	3300.5
Avg per Game	235.8
Passes Att.	486.9
Completed	310.8
Pct Completed	63.8
Sacked	35.1
Yards Lost	239.3
INTERCEPTED BY	11.4
Yards Returned	148.7
Returned for TD	0.9
OPP PUNT RETURNS	23.6
Avg return	7.3
OPP KICKOFF RET	25.3
Avg return	22.4
OPP TOUCHDOWNS	36.4
Rushing	11.9
Passing	22.2
Returns	2.4

WEEK 15 / THROUGH MONDAY, DECEMBER 16, 2019**AFC / TEAM/OFFENSE RANK**

Tm	(A)	(B)	(C)	(D)	(E)	(F)	(G)	(H)	(I)	(J)	(K)	(L)	(M)	(N)	(O)	(P)	(Q)
BAL	1	2	1	1	11	3	5	7	1	1	1	4	16	10	13	1	2
BUF	10	9	2	5	13	11	8	10	7	8	9	8	3	16	16	9	11
CIN	12	13	14	12	9	15	11	11	11	11	10	14	2	12	5	16	6t
CLE	7	7	6	2	7	7	15	9	10	9	13	13	11	8	11	8	6t
DEN	13	12	9	9	15	13	9	13	15	15	2	7	1	14	14	15	5
HOU	3	5	3	4	4	6	10	12	2	2	7	3	8	7	3	4	8
IND	11	10	5	8	12	10	7	4	5	6	3	2	9	13	8	6	14
JAC	9	8	8	6	5	8	2	8	13	14	11	16	10	3	1	12	1
KC	2	1	12	11	1	1	1	1	3	3	4t	10	6	15	12	2	4
LAC	4	3	11	10	2	2	14	6	4	4	6	15	14	2	7	7	12
MIA	14	15	16	15	10	16	13	14	12	13	8	11t	7	11	9	14	9
NE	8	11	10	13	3	9	3	2	6	7	12	6	13	9	6	3	10
NYJ	16	16	15	16	14	14	12	15	16	16	14	1	5	4	4	13	15
OAK	5	6	7	7	6	4	4	3	8	5	4t	11t	4	6	15	10	13
PIT	15	14	13	14	16	12	16	5	14	12	16	5	15	5	10	11	3
TEN	6	4	4	3	8	5	6	16	9	10	15	9	12	1	2	5	16

AFC / OPPONENT/DEFENSE RANK

Tm	(A)	(B)	(C)	(D)	(E)	(F)	(G)	(H)	(I)	(J)	(K)	(L)	(M)	(N)	(O)	(P)	(Q)	(R)	(S)
BAL	5	7	2	10	6	5	8	8	2	7	2	12	13	15	12	3	12	1	1
BUF	2	3	5	9	2	2	5	4	4	3	3t	15	14	7	8	2	1	4	4
CIN	15	16	16	13	10	14	14	14	9	13	8t	4	4	4	3	14	15	15	15
CLE	9	10	13	14	5	6	3	5	10t	2	5	11	5	8	9	9t	3	10	6
DEN	7	6	11	6	7	8	11	7	7	8	13	10	16	13	11	6t	14	11	13
HOU	14	12	10	12	16	12	16	15	14	16	10	1	2	16	16	11	10t	6	7
IND	8	11	4	7	12	13	10	9	8	11	6t	5	12	9	7	9t	16	9	10
JAC	13	13	14	16	9	11	13	2	12	10	11t	3	7	10	14	13	10t	13	12
KC	10	9	12	15	8	4	6	13	4	14t	2	3	3	4	6t	7t	3	5	
LAC	4	5	9	5	3	9	9	11	3	12	14t	8	10t	2	10	8	2	8	3
MIA	16	15	15	11	13	16	6	16	16	14	11t	9	15	5	6	16	7t	16	16
NE	1	1	3	8	1	1	1	3	1	1	3t	6	6	1	2	1	13	2	2
NYJ	6	4	1	1	11	7	15	13	5	9	1	7	1	6	1	12	9	12	14
OAK	12	14	8	4	15	15	12	12	15	15	16	16	8	14	13	15	5	14	9
PIT	3	2	6	2	4	3	2	1	6	5	8t	14	9	12	5	4	4	7	11
TEN	11	8	7	3	14	10	7	10	10t	6	6t	13	10t	11	15	5	6	5	8

(A) Total Yards per Game
 (B) Yards per Play
 (C) Rushing Yards per Game
 (D) Rushing Yards per Attempt
 (E) Passing Net Yards per Game
 (F) Passing Net Yards per Play
 (G) Passing, Percent Had Intercepted
 (H) Sacks per Pass Play
 (I) First Downs per Game
 (J) Third Down Efficiency
 (K) Fourth Down Efficiency
 (L) Punt Return Average
 (M) Kickoff Return Average
 (N) Gross Punting Average
 (O) Net Punting Average
 (P) Points per Game
 (Q) Field Goal Percentage
 Combined Offense/Defense Rank
 (R) Points per Game Differential
 (S) Net Yards per Game Differential

WEEK 15 / THROUGH MONDAY, DECEMBER 16, 2019

NFC / TEAM/OFFENSE RANK

Tm	(A)	(B)	(C)	(D)	(E)	(F)	(G)	(H)	(I)	(J)	(K)	(L)	(M)	(N)	(O)	(P)	(Q)
ARI	13	11	7	1	14	12	6	15	13	13	2	7	12	3	8	12	4
ATL	7	8	16	14	3	9	8	8	2	8	1	5	4	15	15	10	10
CAR	11	12	6	2	12	15	13	14	6	15	8	6	9	7	11	11	12t
CHI	15	16	15	15	15	14	9	11	15	14	13	3	1	12	12	15	11
DAL	1	1	4	3	2	1	7	1	1	1	12	11	16	16	16	3t	16
DET	9	9	11	12	6	8	11	10	11	6	14	12	3	10	7	13	7
GB	12	10	9	11	11	10	1	7	12	12	10t	16	13	13	13	9	1
LAR	8	7	13	13	4	7	12	2	9t	10	16	8	10	2	5	8	12t
MIN	6	2	3	8	8	2	3	4	9t	4	3	10	8	11	6	3t	2
NO	5	3	8	7	5	6	2	3	7t	5	10t	2	7	5	4	3t	5
NYG	14	14	12	10	13	13	15	9	14	11	9	1	5	6	3	14	15
PHI	10	13	5	9	10	11	5	6	4	2	15	9	6	4	2	7	3
SF	4	4	1	5	9	3	10	5	7t	3	5	4	15	9	9	1	14
SEA	3	5	2	4	7	5	4	13	5	9	4	14	14	8	10	6	9
TB	2	6	14	16	1	4	16	12	3	7	7	13	11	14	14	2	6
WAS	16	15	10	6	16	16	14	16	16	16	6	15	2	1	1	16	8

NFC / OPPONENT/DEFENSE RANK

Tm	(A)	(B)	(C)	(D)	(E)	(F)	(G)	(H)	(I)	(J)	(K)	(L)	(M)	(N)	(O)	(P)	(Q)	(R)	(S)
ARI	16	16	14	12	16	15	14	11	16	15	1	11	3	2	5	15t	13	14	15
ATL	9	11	8	7	11	13	9t	15	11	13	7	8	5	14	12	11	16	11	9
CAR	13	12	16	16	6	7	4	2	13	12	16	10	2	9	6	14	3	12	11
CHI	3	2	4	2	5	3	13	13	3	5	11	9	13	12	3	1	2	10	10
DAL	2	4	6	8	2	4	15	8	9	2	9t	14	6	13	15	5	11t	3	2
DET	15	15	9	6	15	16	16	14	15	14	3	1	11	10	13	12	6	13	13
GB	11	13	13	13	10	12	1	9	7	11	5	13	9	3	11	4	8	5	12
LAR	6	3	12	5	3	2	12	4	6	8	12t	12	12	4	4	7	5	6t	5t
MIN	7	5	5	9	9	6	2	6	4t	10	9t	7	15	11	10	3	11t	2	5t
NO	4	6	3	10	7	5	8	5	4t	4	4	6	16	1	1	6	15	4	4
NYG	12	10	11	3	12	14	7	10	10	9	12t	3	1	5	2	13	4	15	14
PHI	5	9	2	4	8	10	9t	7	2	6	15	5	10	7	7	8	7	9	7
SF	1	1	10	14	1	1	6	1	1	1	2	2	4	15	9	2	14	1	1
SEA	14	14	7	15	13	11	3	16	14	7	8	4	7	8	14	9	1	6t	8
TB	8	7	1	1	14	9	11	12	8	3	6	15	8	16	16	15t	9	8	3
WAS	10	8	15	11	4	8	5	3	12	16	14	16	14	6	8	10	10	16	16

- (A) Total Yards per Game
- (B) Yards per Play
- (C) Rushing Yards per Game
- (D) Rushing Yards per Attempt
- (E) Passing Net Yards per Game
- (F) Passing Net Yards per Play
- (G) Passing, Percent Had Intercepted
- (H) Sacks per Pass Play
- (I) First Downs per Game
- (J) Third Down Efficiency
- (K) Fourth Down Efficiency
- (L) Punt Return Average
- (M) Kickoff Return Average
- (N) Gross Punting Average
- (O) Net Punting Average
- (P) Points per Game
- (Q) Field Goal Percentage
- Combined Offense/Defense Rank
- (R) Points per Game Differential
- (S) Net Yards per Game Differential

WEEK 15 / THROUGH MONDAY, DECEMBER 16, 2019

NFL / TEAM/OFFENSE RANK

Tm	(A)	(B)	(C)	(D)	(E)	(F)	(G)	(H)	(I)	(J)	(K)	(L)	(M)	(N)	(O)	(P)	(Q)
BAL	2	3	1	1	26	8	10	11	2	3	1	6	31	19	26	1	2
BUF	22	20	5	11	28	21	16	22	17t	18	18	13	5	31	31	22	22
CIN	26	28	27t	23	22	29	22	23	24	24	19	27	3	23	13	32	12t
CLE	17	14	10	2	19	17	30	16	21t	19	25t	19	21	15	21	21	12t
DEN	27	26	18	20	30	23	17	25	30	30	2t	11	2	26	27	30	11
HOU	7	8	7	6	11	13	20	24	5	4	14t	5	15t	14	4	10	19
IND	24	22	9	17	27	20	14	8	13	11	5	3	17	24	17	19	30
JAC	20	18	15	12	14	18	6	15	27	28	20	30	18	7	1	27	1
KC	5	2	25	22	3	3	2	4	6	5	7t	16	11	29	23	4	8t
LAC	8	4	23	21	5	5	29	10	8	7	12	28	27	5	16	20	25
MIA	29	31	32	31	23	30	28	29	26	27	16	17t	12	22	18	29	20
NE	18	25	19	27	9	19	7	5	14	17	23t	9	24	17	15	8	21
NYJ	31	32	31	32	29	28	27	30	31	31	28t	2	10	8	11	28	31
OAK	14	11	12	13	15	10	9	6	19	8	7t	17t	8	11	28	24	28
PIT	30	29	26	28	31	22	31	9	29	25	32	7	29	9	19	25	4
TEN	15t	7	8	5	20	11	11	32	20	20	30	14	23	2	3	11	32
ARI	23	19	14	3	24	25	12	28	23	23	4	20	25	4	12	17	7
ATL	11	15	30	26	4	15	15	17	3	14	2t	12	7	30	30	15	17
CAR	19	21	13	4	18	31	24	27	10	29	14t	15	19	13	22	16	23t
CHI	28	30	29	29	25	27	18	20	28	26	25t	8	1	25	24	26	18
DAL	1	1	6	7	2	1	13	1	1	1	23t	24	32	32	32	5t	29
DET	13	16	21	24	8	14	21	19	17t	12	27	25	6	20	10	18	14
GB	21	17	17	19	17	16	1	14	21t	22	21t	32	26	27	25	14	3
LAR	12	13	24	25	6	12	23	2	15t	16	31	21	20	3	8	13	23t
MIN	10	5	4	15	12	2	4	7	15t	9	6	23	15t	21	9	5t	5
NO	9	6	16	14	7	9	3	3	11t	10	21t	4	14	10	7	5t	8t
NYG	25	24	22	18	21	26	26	18	25	21	17	1	9	12	6	23	27
PHI	15t	23	11	16	16	24	8	13	7	2	28t	22	13	6	5	12	6
SF	6	9	2	9	13	4	19	12	11t	6	10	10	30	18	14	2	26
SEA	4	10	3	8	10	7	5	26	9	15	7t	29	28	16	20	9	16
TB	3	12	27t	30	1	6	32	21	4	13	13	26	22	28	29	3	10
WAS	32	27	20	10	32	32	25	31	32	32	11	31	4	1	2	31	15

Team/Offense Rank

- (A) Total Yards per Game
- (B) Yards per Play
- (C) Rushing Yards per Game
- (D) Rushing Yards per Attempt
- (E) Passing Net Yards per Game
- (F) Passing Net Yards per Play
- (G) Passing, Percent Had Intercepted
- (H) Sacks per Pass Play
- (I) First Downs per Game
- (J) Third Down Efficiency
- (K) Fourth Down Efficiency
- (L) Punt Return Average
- (M) Kickoff Return Average
- (N) Gross Punting Average
- (O) Net Punting Average
- (P) Points per Game
- (Q) Field Goal Percentage

WEEK 15 / THROUGH MONDAY, DECEMBER 16, 2019

NFL / OPPONENT/DEFENSE RANK

Tm	(A)	(B)	(C)	(D)	(E)	(F)	(G)	(H)	(I)	(J)	(K)	(L)	(M)	(N)	(O)	(P)	(Q)	(R)	(S)
BAL	6	14	5	22	7	10	14	17	3	13	5	25t	18	29	24	4	25	1	3
BUF	3	4	10	19	3	3	10	8	5t	6	6t	29	19	12	11	2	1	8	8
CIN	29	32	32	28	15	30	26	27	15	26	11t	5	5	5	5	24	29	31	29
CLE	17	19	27	29	6	12	7	10	19t	3	8	24	6	13	14	17t	3	20	15
DEN	13	13	20	15	10	15	17	15	10	14	19t	23	31	26	20	10t	27	22	25
HOU	28	27	19	25	28	24	28t	28	25	32	14t	1	3	30	31	19	16t	14	16
IND	16	22	9	16	21	25	16	18	13	23	9t	7	17	18	10	17t	31	19	19
JAC	24	28	29	31	14	22	25	4	22	22	17t	4	10	22	27	23	16t	28	22
KC	18	17	26	30	11	7	9	12	24	9t	25t	3	4	4	6	10t	13t	5	11
LAC	5	11	17	13	4	18	15	21	4	25	25t	17	15t	3	15	13	2	16	5
MIA	30	31	31	23	24	32	11	32	31	27	17t	18	30	9	9	32	13t	32	32
NE	1	1	7	18	2	2	1	6	1	1	6t	8	8	2	3	1	26	2	4
NYJ	9	7	2	1	19	14	27	26	8	21	2	13	2	10	2	20	15	26	27
OAK	22	29	14	12	27	31	22	23	28t	29	30t	32	12	27	25	28	7	29	18
PIT	4	3	11	3	5	4	2	2	9	11	11t	28	14	25	7	6t	6	15	20
TEN	19	16	13	6	25	19	13	19	19t	12	9t	27	15t	24	28	8	10	9	17
ARI	32	30	25	21	32	28	30	22	32	30	1	20	9	6	13	30t	24	25	30
ATL	20	21	16	10	23	26	20t	30	23	24	19t	15	13	28	23	25	32	21	14
CAR	26	23	30	32	16	13	6	3	27	20	32	19	7	17	16	29	8	23	23
CHI	8	5	6	4	13	6	28t	25	7	8	24	16	27	21	8	3	5	18	21
DAL	7	8	12	11	8	8	31	14	18	4	22t	25t	20	23	30	12	22t	6	2
DET	31	26	18	9	31	29	32	29	30	28	4	2	25	19	26	26	12	24	26
GB	23	24	24	24	22	23	3	16	16	19	14t	22	23	7	22	9	19	10	24
LAR	12	6	23	8	9	5	24	7	14	16	25t	21	26	8	12	15	11	11t	9t
MIN	14	9	8	14	20	11	4	11	11t	18	22t	14	29	20	21	6t	22t	4	9t
NO	10	10	4	17	17	9	19	9	11t	7	13	12	32	1	1	14	30	7	7
NYG	25	20	22	5	26	27	18	20	21	17	25t	9	1	11	4	27	9	27	28
PHI	11	18	3	7	18	20	20t	13	5t	9t	30t	11	24	15	17	16	16t	17	12
SF	2	2	21	26	1	1	12	1	2	2	3	6	11	31	19	5	28	3	1
SEA	27	25	15	27	29	21	5	31	28t	15	21	10	21	16	29	21	4	11t	13
TB	15	12	1	2	30	17	23	24	17	5	16	30	22	32	32	30t	20	13	6
WAS	21	15	28	20	12	16	8	5	26	31	29	31	28	14	18	22	21	30	31

Opponent/Defense Rank

- (A) Total Yards per Game
- (B) Yards per Play
- (C) Rushing Yards per Game
- (D) Rushing Yards per Attempt
- (E) Passing Net Yards per Game
- (F) Passing Net Yards per Play
- (G) Passing, Percent Had Intercepted
- (H) Sacks per Pass Play
- (I) First Downs per Game
- (J) Third Down Efficiency
- (K) Fourth Down Efficiency
- (L) Punt Return Average
- (M) Kickoff Return Average
- (N) Gross Punting Average
- (O) Net Punting Average
- (P) Points per Game
- (Q) Field Goal Percentage
- Combined Offense/Defense Rank
- (R) Points per Game Differential
- (S) Net Yards per Game Differential

WEEK 15 / THROUGH MONDAY, DECEMBER 16, 2019**AFC / TOTAL OFFENSE**

Rank	Team	Total	Rushing	Passing	Total	Rushing	Passing
1)	Baltimore	5736	2830	2906	409.7	202.1	207.6
2)	Kansas City	5381	1301	4080	384.4	92.9	291.4
3)	Houston	5262	1832	3430	375.9	130.9	245.0
4)	Los Angeles Chargers	5229	1326	3903	373.5	94.7	278.8
5)	Oakland	4976	1697	3279	355.4	121.2	234.2
6)	Tennessee	4941	1829	3112	352.9	130.6	222.3
7)	Cleveland	4901	1770	3131	350.1	126.4	223.6
8)	New England	4898	1425	3473	349.9	101.8	248.1
9)	Jacksonville	4827	1526	3301	344.8	109.0	235.8
10)	Buffalo	4706	1889	2817	336.1	134.9	201.2
11)	Indianapolis	4639	1780	2859	331.4	127.1	204.2
12)	Cincinnati	4378	1279	3099	312.7	91.4	221.4
13)	Denver	4191	1442	2749	299.4	103.0	196.4
14)	Miami	4069	997	3072	290.6	71.2	219.4
15)	Pittsburgh	4000	1281	2719	285.7	91.5	194.2
16)	New York Jets	3838	1086	2752	274.1	77.6	196.6

AFC / TOTAL DEFENSE

Rank	Team	Total	Rushing	Passing	Total	Rushing	Passing
1)	New England	3757	1373	2384	268.4	98.1	170.3
2)	Buffalo	4087	1420	2667	291.9	101.4	190.5
3)	Pittsburgh	4303	1445	2858	307.4	103.2	204.1
4)	Los Angeles Chargers	4307	1544	2763	307.6	110.3	197.4
5)	Baltimore	4400	1346	3054	314.3	96.1	218.1
6)	New York Jets	4601	1243	3358	328.6	88.8	239.9
7)	Denver	4724	1590	3134	337.4	113.6	223.9
8)	Indianapolis	4910	1413	3497	350.7	100.9	249.8
9)	Cleveland	4943	1893	3050	353.1	135.2	217.9
10)	Kansas City	4994	1842	3152	356.7	131.6	225.1
11)	Tennessee	5074	1461	3613	362.4	104.4	258.1
12)	Oakland	5155	1481	3674	368.2	105.8	262.4
13)	Jacksonville	5214	1962	3252	372.4	140.1	232.3
14)	Houston	5311	1586	3725	379.4	113.3	266.1
15)	Cincinnati	5484	2212	3272	391.7	158.0	233.7
16)	Miami	5582	1972	3610	398.7	140.9	257.9

WEEK 15 / THROUGH MONDAY, DECEMBER 16, 2019**NFC / TOTAL OFFENSE**

Rank	Team	Total	Rushing	Passing	Total	Rushing	Passing
1)	Dallas	6076	1876	4200	434.0	134.0	300.0
2)	Tampa Bay	5602	1279	4323	400.1	91.4	308.8
3)	Seattle	5419	1984	3435	387.1	141.7	245.4
4)	San Francisco	5365	2058	3307	383.2	147.0	236.2
5)	New Orleans	5226	1521	3705	373.3	108.6	264.6
6)	Minnesota	5217	1902	3315	372.6	135.9	236.8
7)	Atlanta	5184	1139	4045	370.3	81.4	288.9
8)	Los Angeles Rams	5179	1314	3865	369.9	93.9	276.1
9)	Detroit	5053	1382	3671	360.9	98.7	262.2
10)	Philadelphia	4941	1700	3241	352.9	121.4	231.5
11)	Carolina	4854	1691	3163	346.7	120.8	225.9
12)	Green Bay	4713	1491	3222	336.6	106.5	230.1
13)	Arizona	4662	1666	2996	333.0	119.0	214.0
14)	New York Giants	4467	1357	3110	319.1	96.9	222.1
15)	Chicago	4178	1199	2979	298.4	85.6	212.8
16)	Washington	3773	1415	2358	269.5	101.1	168.4

NFC / TOTAL DEFENSE

Rank	Team	Total	Rushing	Passing	Total	Rushing	Passing
1)	San Francisco	3766	1605	2161	269.0	114.6	154.4
2)	Dallas	4530	1450	3080	323.6	103.6	220.0
3)	Chicago	4536	1352	3184	324.0	96.6	227.4
4)	New Orleans	4603	1271	3332	328.8	90.8	238.0
5)	Philadelphia	4609	1266	3343	329.2	90.4	238.8
6)	Los Angeles Rams	4707	1619	3088	336.2	115.6	220.6
7)	Minnesota	4745	1386	3359	338.9	99.0	239.9
8)	Tampa Bay	4901	1026	3875	350.1	73.3	276.8
9)	Atlanta	5076	1524	3552	362.6	108.9	253.7
10)	Washington	5093	1910	3183	363.8	136.4	227.4
11)	Green Bay	5198	1693	3505	371.3	120.9	250.4
12)	New York Giants	5276	1611	3665	376.9	115.1	261.8
13)	Carolina	5289	1963	3326	377.8	140.2	237.6
14)	Seattle	5296	1502	3794	378.3	107.3	271.0
15)	Detroit	5626	1585	4041	401.9	113.2	288.6
16)	Arizona	5784	1718	4066	413.1	122.7	290.4

WEEK 15 / THROUGH MONDAY, DECEMBER 16, 2019**NFL / TOTAL OFFENSE**

Rank	Team	Total	Rushing	Passing	Total	Rushing	Passing
1)	Dallas	6076	1876	4200	434.0	134.0	300.0
2)	Baltimore	5736	2830	2906	409.7	202.1	207.6
3)	Tampa Bay	5602	1279	4323	400.1	91.4	308.8
4)	Seattle	5419	1984	3435	387.1	141.7	245.4
5)	Kansas City	5381	1301	4080	384.4	92.9	291.4
6)	San Francisco	5365	2058	3307	383.2	147.0	236.2
7)	Houston	5262	1832	3430	375.9	130.9	245.0
8)	Los Angeles Chargers	5229	1326	3903	373.5	94.7	278.8
9)	New Orleans	5226	1521	3705	373.3	108.6	264.6
10)	Minnesota	5217	1902	3315	372.6	135.9	236.8
11)	Atlanta	5184	1139	4045	370.3	81.4	288.9
12)	Los Angeles Rams	5179	1314	3865	369.9	93.9	276.1
13)	Detroit	5053	1382	3671	360.9	98.7	262.2
14)	Oakland	4976	1697	3279	355.4	121.2	234.2
15t)	Tennessee	4941	1829	3112	352.9	130.6	222.3
15t)	Philadelphia	4941	1700	3241	352.9	121.4	231.5
17)	Cleveland	4901	1770	3131	350.1	126.4	223.6
18)	New England	4898	1425	3473	349.9	101.8	248.1
19)	Carolina	4854	1691	3163	346.7	120.8	225.9
20)	Jacksonville	4827	1526	3301	344.8	109.0	235.8
21)	Green Bay	4713	1491	3222	336.6	106.5	230.1
22)	Buffalo	4706	1889	2817	336.1	134.9	201.2
23)	Arizona	4662	1666	2996	333.0	119.0	214.0
24)	Indianapolis	4639	1780	2859	331.4	127.1	204.2
25)	New York Giants	4467	1357	3110	319.1	96.9	222.1
26)	Cincinnati	4378	1279	3099	312.7	91.4	221.4
27)	Denver	4191	1442	2749	299.4	103.0	196.4
28)	Chicago	4178	1199	2979	298.4	85.6	212.8
29)	Miami	4069	997	3072	290.6	71.2	219.4
30)	Pittsburgh	4000	1281	2719	285.7	91.5	194.2
31)	New York Jets	3838	1086	2752	274.1	77.6	196.6
32)	Washington	3773	1415	2358	269.5	101.1	168.4

NFL / TOTAL DEFENSE

Rank	Team	Total	Rushing	Passing	Total	Rushing	Passing
1)	New England	3757	1373	2384	268.4	98.1	170.3
2)	San Francisco	3766	1605	2161	269.0	114.6	154.4
3)	Buffalo	4087	1420	2667	291.9	101.4	190.5
4)	Pittsburgh	4303	1445	2858	307.4	103.2	204.1
5)	Los Angeles Chargers	4307	1544	2763	307.6	110.3	197.4
6)	Baltimore	4400	1346	3054	314.3	96.1	218.1
7)	Dallas	4530	1450	3080	323.6	103.6	220.0
8)	Chicago	4536	1352	3184	324.0	96.6	227.4
9)	New York Jets	4601	1243	3358	328.6	88.8	239.9
10)	New Orleans	4603	1271	3332	328.8	90.8	238.0
11)	Philadelphia	4609	1266	3343	329.2	90.4	238.8
12)	Los Angeles Rams	4707	1619	3088	336.2	115.6	220.6
13)	Denver	4724	1590	3134	337.4	113.6	223.9
14)	Minnesota	4745	1386	3359	338.9	99.0	239.9
15)	Tampa Bay	4901	1026	3875	350.1	73.3	276.8
16)	Indianapolis	4910	1413	3497	350.7	100.9	249.8
17)	Cleveland	4943	1893	3050	353.1	135.2	217.9
18)	Kansas City	4994	1842	3152	356.7	131.6	225.1
19)	Tennessee	5074	1461	3613	362.4	104.4	258.1
20)	Atlanta	5076	1524	3552	362.6	108.9	253.7
21)	Washington	5093	1910	3183	363.8	136.4	227.4
22)	Oakland	5155	1481	3674	368.2	105.8	262.4
23)	Green Bay	5198	1693	3505	371.3	120.9	250.4
24)	Jacksonville	5214	1962	3252	372.4	140.1	232.3
25)	New York Giants	5276	1611	3665	376.9	115.1	261.8
26)	Carolina	5289	1963	3326	377.8	140.2	237.6
27)	Seattle	5296	1502	3794	378.3	107.3	271.0
28)	Houston	5311	1586	3725	379.4	113.3	266.1
29)	Cincinnati	5484	2212	3272	391.7	158.0	233.7
30)	Miami	5582	1972	3610	398.7	140.9	257.9
31)	Detroit	5626	1585	4041	401.9	113.2	288.6
32)	Arizona	5784	1718	4066	413.1	122.7	290.4

WEEK 15 / THROUGH MONDAY, DECEMBER 16, 2019**AFC / TAKEAWAYS, GIVEAWAYS**

Rank	Team	TAKEAWAYS			GIVEAWAYS			Net	
		Int	Fum	Total	Int	Fum	Total	Diff	
1)	New England	25	11	36	8	4	12	=	+24
2)	Baltimore	12	10	22	7	5	12	=	+10
3)	Pittsburgh	19	16	35	17	9	26	=	+9
4)	Kansas City	14	7	21	4	10	14	=	+7
5)	Tennessee	13	9	22	8	8	16	=	+6
6)	Buffalo	13	8	21	10	6	16	=	+5
7)	Denver	10	6	16	10	5	15	=	+1
8)	Indianapolis	11	8	19	10	9	19	=	0
9t)	Houston	8	9	17	12	7	19	=	-2
9t)	Oakland	9	5	14	8	8	16	=	-2
11)	Jacksonville	8	7	15	7	11	18	=	-3
12)	Cleveland	13	5	18	17	7	24	=	-6
13)	New York Jets	8	8	16	15	8	23	=	-7
14)	Miami	12	1	13	17	8	25	=	-12
15t)	Cincinnati	7	5	12	15	13	28	=	-16
15t)	Los Angeles Chargers	10	3	13	18	11	29	=	-16
Totals		192	118	310	183	129	312	=	-2

NFC / TAKEAWAYS, GIVEAWAYS

Rank	Team	TAKEAWAYS			GIVEAWAYS			Net	
		Int	Fum	Total	Int	Fum	Total	Diff	
1)	Green Bay	15	8	23	2	7	9	=	+14
2)	Seattle	16	16	32	6	13	19	=	+13
3t)	Minnesota	16	11	27	5	11	16	=	+11
3t)	New Orleans	11	8	19	6	2	8	=	+11
5)	San Francisco	11	15	26	11	10	21	=	+5
6)	Arizona	7	9	16	10	3	13	=	+3
7)	Washington	13	8	21	12	7	19	=	+2
8)	Dallas	6	9	15	11	5	16	=	-1
9)	Chicago	8	8	16	12	6	18	=	-2
10)	Detroit	6	11	17	14	8	22	=	-5
11t)	Atlanta	10	6	16	13	9	22	=	-6
11t)	Los Angeles Rams	9	8	17	16	7	23	=	-6
11t)	Philadelphia	10	7	17	8	15	23	=	-6
14t)	Carolina	14	7	21	16	13	29	=	-8
14t)	Tampa Bay	11	14	25	24	9	33	=	-8
16)	New York Giants	10	6	16	16	15	31	=	-15
Totals		173	151	324	182	140	322	=	+2

NFL / TAKEAWAYS, GIVEAWAYS

Rank	Team	TAKEAWAYS			GIVEAWAYS			Net	
		Int	Fum	Total	Int	Fum	Total	Diff	
1)	New England	25	11	36	8	4	12	=	+24
2)	Green Bay	15	8	23	2	7	9	=	+14
3)	Seattle	16	16	32	6	13	19	=	+13
4t)	Minnesota	16	11	27	5	11	16	=	+11
4t)	New Orleans	11	8	19	6	2	8	=	+11
6)	Baltimore	12	10	22	7	5	12	=	+10
7)	Pittsburgh	19	16	35	17	9	26	=	+9
8)	Kansas City	14	7	21	4	10	14	=	+7
9)	Tennessee	13	9	22	8	8	16	=	+6
10t)	Buffalo	13	8	21	10	6	16	=	+5
10t)	San Francisco	11	15	26	11	10	21	=	+5
12)	Arizona	7	9	16	10	3	13	=	+3
13)	Washington	13	8	21	12	7	19	=	+2
14)	Denver	10	6	16	10	5	15	=	+1
15)	Indianapolis	11	8	19	10	9	19	=	0
16)	Dallas	6	9	15	11	5	16	=	-1
17t)	Houston	8	9	17	12	7	19	=	-2
17t)	Oakland	9	5	14	8	8	16	=	-2
17t)	Chicago	8	8	16	12	6	18	=	-2
20)	Jacksonville	8	7	15	7	11	18	=	-3
21)	Detroit	6	11	17	14	8	22	=	-5
22t)	Cleveland	13	5	18	17	7	24	=	-6
22t)	Atlanta	10	6	16	13	9	22	=	-6
22t)	Los Angeles Rams	9	8	17	16	7	23	=	-6
22t)	Philadelphia	10	7	17	8	15	23	=	-6
26)	New York Jets	8	8	16	15	8	23	=	-7
27t)	Carolina	14	7	21	16	13	29	=	-8
27t)	Tampa Bay	11	14	25	24	9	33	=	-8
29)	Miami	12	1	13	17	8	25	=	-12
30)	New York Giants	10	6	16	16	15	31	=	-15
31t)	Cincinnati	7	5	12	15	13	28	=	-16
31t)	Los Angeles Chargers	10	3	13	18	11	29	=	-16
Totals		365	269	634	365	269	634	=	0

WEEK 15 / THROUGH MONDAY, DECEMBER 16, 2019**AFC / TEAM/OFFENSE INSIDE THE 20**

Rank	Team	Poss	Pts	TD	TD%	FG	Score	Score%
1)	Tennessee	41	214	30	73.2	2	32	78.0
2)	Baltimore	57	312	39	68.4	14	53	93.0
3)	Houston	47	252	31	66.0	12	43	91.5
4)	Indianapolis	48	251	31	64.6	13	44	91.7
5)	Buffalo	39	200	24	61.5	10	34	87.2
6)	New York Jets	29	136	17	58.6	5	22	75.9
7)	Cleveland	46	223	26	56.5	14	40	87.0
8)	Oakland	46	209	25	54.3	12	37	80.4
9)	Miami	39	177	21	53.8	11	32	82.1
10)	Kansas City	45	212	23	51.1	17	40	88.9
11)	Los Angeles Chargers	46	200	23	50.0	13	36	78.3
12)	New England	53	230	26	49.1	18	44	83.0
13)	Denver	36	157	17	47.2	13	30	83.3
14)	Jacksonville	40	171	16	40.0	20	36	90.0
15)	Cincinnati	40	153	15	37.5	16	31	77.5
16)	Pittsburgh	37	150	13	35.1	20	33	89.2

AFC / OPPONENTS/DEFENSE INSIDE THE 20

Rank	Team	Poss	Pts	TD	TD%	FG	Score	Score%
1)	Denver	39	159	16	41.0	16	32	82.1
2)	Baltimore	40	186	18	45.0	19	37	92.5
3)	Cincinnati	44	193	20	45.5	17	37	84.1
4t)	Kansas City	52	223	26	50.0	16	42	80.8
4t)	New England	22	97	11	50.0	7	18	81.8
6)	Pittsburgh	42	197	22	52.4	15	37	88.1
7)	Indianapolis	42	211	23	54.8	17	40	95.2
8)	Jacksonville	48	231	27	56.3	14	41	85.4
9)	Los Angeles Chargers	37	181	21	56.8	12	33	89.2
10)	New York Jets	45	224	26	57.8	15	41	91.1
11t)	Buffalo	36	165	21	58.3	6	27	75.0
11t)	Cleveland	48	234	28	58.3	13	41	85.4
13)	Miami	53	274	33	62.3	15	48	90.6
14)	Tennessee	42	212	27	64.3	9	36	85.7
15)	Oakland	51	277	34	66.7	13	47	92.2
16)	Houston	44	241	30	68.2	11	41	93.2

WEEK 15 / THROUGH MONDAY, DECEMBER 16, 2019**NFC / TEAM/OFFENSE INSIDE THE 20**

Rank	Team	Poss	Pts	TD	TD%	FG	Score	Score%
1)	Green Bay	45	243	31	68.9	8	39	86.7
2)	Minnesota	50	266	33	66.0	13	46	92.0
3)	Philadelphia	47	259	31	66.0	14	45	95.7
4)	Tampa Bay	50	258	32	64.0	12	44	88.0
5)	Carolina	44	217	28	63.6	8	36	81.8
6)	Seattle	54	283	34	63.0	17	51	94.4
7)	Los Angeles Rams	52	261	31	59.6	15	46	88.5
8)	Dallas	49	249	29	59.2	15	44	89.8
9)	Detroit	38	189	22	57.9	12	34	89.5
10)	Chicago	40	196	23	57.5	12	35	87.5
11)	New York Giants	37	175	21	56.8	10	31	83.8
12)	Atlanta	50	238	28	56.0	16	44	88.0
13)	New Orleans	51	251	28	54.9	19	47	92.2
14)	San Francisco	54	248	28	51.9	18	46	85.2
15t)	Arizona	48	211	21	43.8	21	42	87.5
15t)	Washington	32	131	14	43.8	13	27	84.4

NFC / OPPONENTS/DEFENSE INSIDE THE 20

Rank	Team	Poss	Pts	TD	TD%	FG	Score	Score%
1)	Minnesota	40	170	19	47.5	13	32	80.0
2)	Green Bay	45	192	22	48.9	14	36	80.0
3)	New York Giants	45	200	23	51.1	14	37	82.2
4)	Dallas	50	236	26	52.0	18	44	88.0
5)	San Francisco	33	145	18	54.5	7	25	75.8
6)	Chicago	44	208	25	56.8	12	37	84.1
7)	Tampa Bay	51	252	29	56.9	16	45	88.2
8)	Arizona	56	273	32	57.1	17	49	87.5
9)	Washington	53	264	31	58.5	16	47	88.7
10)	New Orleans	43	214	26	60.5	12	38	88.4
11)	Atlanta	49	248	30	61.2	14	44	89.8
12)	Philadelphia	39	200	24	61.5	11	35	89.7
13)	Seattle	47	234	29	61.7	12	41	87.2
14)	Detroit	50	259	31	62.0	14	45	90.0
15)	Carolina	56	291	35	62.5	16	51	91.1
16)	Los Angeles Rams	44	231	28	63.6	12	40	90.9

WEEK 15 / THROUGH MONDAY, DECEMBER 16, 2019**NFL / TEAM/OFFENSE INSIDE THE 20**

Rank	Team	Poss	Pts	TD	TD%	FG	Score	Score%
1)	Tennessee	41	214	30	73.2	2	32	78.0
2)	Green Bay	45	243	31	68.9	8	39	86.7
3)	Baltimore	57	312	39	68.4	14	53	93.0
4)	Houston	47	252	31	66.0	12	43	91.5
5)	Minnesota	50	266	33	66.0	13	46	92.0
6)	Philadelphia	47	259	31	66.0	14	45	95.7
7)	Indianapolis	48	251	31	64.6	13	44	91.7
8)	Tampa Bay	50	258	32	64.0	12	44	88.0
9)	Carolina	44	217	28	63.6	8	36	81.8
10)	Seattle	54	283	34	63.0	17	51	94.4
11)	Buffalo	39	200	24	61.5	10	34	87.2
12)	Los Angeles Rams	52	261	31	59.6	15	46	88.5
13)	Dallas	49	249	29	59.2	15	44	89.8
14)	New York Jets	29	136	17	58.6	5	22	75.9
15)	Detroit	38	189	22	57.9	12	34	89.5
16)	Chicago	40	196	23	57.5	12	35	87.5
17)	New York Giants	37	175	21	56.8	10	31	83.8
18)	Cleveland	46	223	26	56.5	14	40	87.0
19)	Atlanta	50	238	28	56.0	16	44	88.0
20)	New Orleans	51	251	28	54.9	19	47	92.2
21)	Oakland	46	209	25	54.3	12	37	80.4
22)	Miami	39	177	21	53.8	11	32	82.1
23)	San Francisco	54	248	28	51.9	18	46	85.2
24)	Kansas City	45	212	23	51.1	17	40	88.9
25)	Los Angeles Chargers	46	200	23	50.0	13	36	78.3
26)	New England	53	230	26	49.1	18	44	83.0
27)	Denver	36	157	17	47.2	13	30	83.3
28t)	Arizona	48	211	21	43.8	21	42	87.5
28t)	Washington	32	131	14	43.8	13	27	84.4
30)	Jacksonville	40	171	16	40.0	20	36	90.0
31)	Cincinnati	40	153	15	37.5	16	31	77.5
32)	Pittsburgh	37	150	13	35.1	20	33	89.2

NFL / OPPONENTS/DEFENSE INSIDE THE 20

Rank	Team	Poss	Pts	TD	TD%	FG	Score	Score%
1)	Denver	39	159	16	41.0	16	32	82.1
2)	Baltimore	40	186	18	45.0	19	37	92.5
3)	Cincinnati	44	193	20	45.5	17	37	84.1
4)	Minnesota	40	170	19	47.5	13	32	80.0
5)	Green Bay	45	192	22	48.9	14	36	80.0
6t)	Kansas City	52	223	26	50.0	16	42	80.8
6t)	New England	22	97	11	50.0	7	18	81.8
8)	New York Giants	45	200	23	51.1	14	37	82.2
9)	Dallas	50	236	26	52.0	18	44	88.0
10)	Pittsburgh	42	197	22	52.4	15	37	88.1
11)	San Francisco	33	145	18	54.5	7	25	75.8
12)	Indianapolis	42	211	23	54.8	17	40	95.2
13)	Jacksonville	48	231	27	56.3	14	41	85.4
14)	Chicago	44	208	25	56.8	12	37	84.1
15)	Los Angeles Chargers	37	181	21	56.8	12	33	89.2
16)	Tampa Bay	51	252	29	56.9	16	45	88.2
17)	Arizona	56	273	32	57.1	17	49	87.5
18)	New York Jets	45	224	26	57.8	15	41	91.1
19t)	Buffalo	36	165	21	58.3	6	27	75.0
19t)	Cleveland	48	234	28	58.3	13	41	85.4
21)	Washington	53	264	31	58.5	16	47	88.7
22)	New Orleans	43	214	26	60.5	12	38	88.4
23)	Atlanta	49	248	30	61.2	14	44	89.8
24)	Philadelphia	39	200	24	61.5	11	35	89.7
25)	Seattle	47	234	29	61.7	12	41	87.2
26)	Detroit	50	259	31	62.0	14	45	90.0
27)	Miami	53	274	33	62.3	15	48	90.6
28)	Carolina	56	291	35	62.5	16	51	91.1
29)	Los Angeles Rams	44	231	28	63.6	12	40	90.9
30)	Tennessee	42	212	27	64.3	9	36	85.7
31)	Oakland	51	277	34	66.7	13	47	92.2
32)	Houston	44	241	30	68.2	11	41	93.2

WEEK 15 / THROUGH MONDAY, DECEMBER 16, 2019

AFC / OFFENSE/TEAMS: FIRST DOWNS, THIRD DOWNS, FOURTH DOWNS

Rank	Team	FIRST DOWNS				THIRD DOWNS			FOURTH DOWNS		
		Total	Rush	Pass	Pen	Made	Att	Pct	Made	Att	Pct
1)	Baltimore	336	157	155	24	74	160	46.3	16	21	76.2
2)	Houston	311	98	185	28	77	167	46.1	10	20	50.0
3)	Kansas City	309	78	191	40	76	166	45.8	6	10	60.0
4)	Los Angeles Chargers	303	78	193	32	75	168	44.6	7	13	53.8
5)	Indianapolis	298	108	152	38	78	184	42.4	13	21	61.9
6)	New England	297	92	178	27	77	204	37.7	5	13	38.5
7)	Buffalo	283	108	144	31	70	187	37.4	7	16	43.8
8)	Oakland	278	94	169	15	76	171	44.4	9	15	60.0
9)	Tennessee	275	87	155	33	60	162	37.0	4	13	30.8
10)	Cleveland	273	85	159	29	64	171	37.4	6	16	37.5
11)	Cincinnati	265	74	158	33	67	190	35.3	10	23	43.5
12)	Miami	260	54	170	36	60	179	33.5	13	27	48.1
13)	Jacksonville	258	73	159	26	64	192	33.3	9	21	42.9
14)	Pittsburgh	239	68	131	40	59	169	34.9	2	13	15.4
15)	Denver	238	67	139	32	56	178	31.5	10	15	66.7
16)	New York Jets	221	49	145	27	56	183	30.6	6	18	33.3
Totals		4444	1370	2583	491	1089	2831	38.5	133	275	48.4

AFC / DEFENSE/OPPONENTS: FIRST DOWNS, THIRD DOWNS, FOURTH DOWNS

Rank	Team	FIRST DOWNS				THIRD DOWNS			FOURTH DOWNS		
		Total	Rush	Pass	Pen	Made	Att	Pct	Made	Att	Pct
1)	New England	221	61	123	37	40	172	23.3	7	19	36.8
2)	Baltimore	249	68	148	33	64	170	37.6	6	17	35.3
3)	Los Angeles Chargers	250	85	139	26	74	171	43.3	7	12	58.3
4)	Buffalo	254	76	148	30	64	184	34.8	7	19	36.8
5)	New York Jets	269	66	166	37	81	197	41.1	3	11	27.3
6)	Pittsburgh	271	90	154	27	65	178	36.5	8	18	44.4
7)	Denver	274	89	155	30	70	184	38.0	8	15	53.3
8)	Indianapolis	281	80	179	22	72	171	42.1	6	15	40.0
9)	Cincinnati	284	116	151	17	79	180	43.9	4	9	44.4
10t)	Cleveland	292	99	159	34	58	170	34.1	6	16	37.5
10t)	Tennessee	292	81	186	25	67	180	37.2	8	20	40.0
12)	Jacksonville	295	97	166	32	68	165	41.2	5	10	50.0
13)	Kansas City	301	100	168	33	62	175	35.4	14	24	58.3
14)	Houston	302	81	194	27	84	175	48.0	7	15	46.7
15)	Oakland	307	85	178	44	75	167	44.9	8	12	66.7
16)	Miami	318	103	185	30	74	167	44.3	5	10	50.0
Totals		4460	1377	2599	484	1097	2806	39.1	109	242	45.0

WEEK 15 / THROUGH MONDAY, DECEMBER 16, 2019

NFC / OFFENSE/TEAMS: FIRST DOWNS, THIRD DOWNS, FOURTH DOWNS

Rank	Team	FIRST DOWNS				THIRD DOWNS			FOURTH DOWNS		
		Total	Rush	Pass	Pen	Made	Att	Pct	Made	Att	Pct
1)	Dallas	341	107	204	30	85	175	48.6	5	13	38.5
2)	Atlanta	327	70	218	39	73	176	41.5	12	18	66.7
3)	Tampa Bay	320	72	221	27	80	192	41.7	8	15	53.3
4)	Philadelphia	306	91	183	32	94	200	47.0	7	21	33.3
5)	Seattle	301	111	165	25	70	174	40.2	6	10	60.0
6)	Carolina	300	74	204	22	57	177	32.2	9	18	50.0
7t)	New Orleans	299	86	198	15	73	169	43.2	5	12	41.7
7t)	San Francisco	299	99	171	29	82	182	45.1	7	12	58.3
9t)	Los Angeles Rams	293	82	188	23	67	177	37.9	3	12	25.0
9t)	Minnesota	293	98	159	36	75	170	44.1	8	13	61.5
11)	Detroit	283	69	184	30	83	197	42.1	4	11	36.4
12)	Green Bay	273	76	158	39	60	169	35.5	5	12	41.7
13)	Arizona	271	92	155	24	61	172	35.5	12	19	63.2
14)	New York Giants	264	77	158	29	66	182	36.3	12	27	44.4
15)	Chicago	255	68	157	30	65	188	34.6	6	16	37.5
16)	Washington	210	63	130	17	43	153	28.1	6	11	54.5
Totals		4635	1335	2853	447	1134	2853	39.7	115	240	47.9

NFC / DEFENSE/OPPONENTS: FIRST DOWNS, THIRD DOWNS, FOURTH DOWNS

Rank	Team	FIRST DOWNS				THIRD DOWNS			FOURTH DOWNS		
		Total	Rush	Pass	Pen	Made	Att	Pct	Made	Att	Pct
1)	San Francisco	234	93	116	25	51	165	30.9	7	22	31.8
2)	Philadelphia	254	68	160	26	62	175	35.4	8	12	66.7
3)	Chicago	267	73	169	25	66	189	34.9	13	23	56.5
4t)	Minnesota	278	60	188	30	73	184	39.7	15	27	55.6
4t)	New Orleans	278	65	173	40	63	181	34.8	10	22	45.5
6)	Los Angeles Rams	283	90	169	24	77	198	38.9	14	24	58.3
7)	Green Bay	286	89	180	17	68	170	40.0	7	15	46.7
8)	Tampa Bay	288	59	195	34	64	186	34.4	11	23	47.8
9)	Dallas	291	93	162	36	60	175	34.3	10	18	55.6
10)	New York Giants	293	84	181	28	74	187	39.6	7	12	58.3
11)	Atlanta	299	98	175	26	73	171	42.7	8	15	53.3
12)	Washington	304	103	171	30	95	198	48.0	11	18	61.1
13)	Carolina	305	108	175	22	69	171	40.4	5	7	71.4
14)	Seattle	307	79	204	24	62	162	38.3	6	11	54.5
15)	Detroit	315	80	201	34	81	182	44.5	4	12	33.3
16)	Arizona	337	86	218	33	88	184	47.8	3	12	25.0
Totals		4619	1328	2837	454	1126	2878	39.1	139	273	50.9

WEEK 15 / THROUGH MONDAY, DECEMBER 16, 2019

NFL / OFFENSE/TEAMS: FIRST DOWNS, THIRD DOWNS, FOURTH DOWNS

Rank	Team	FIRST DOWNS				THIRD DOWNS			FOURTH DOWNS		
		Total	Rush	Pass	Pen	Made	Att	Pct	Made	Att	Pct
1)	Dallas	341	107	204	30	85	175	48.6	5	13	38.5
2)	Baltimore	336	157	155	24	74	160	46.3	16	21	76.2
3)	Atlanta	327	70	218	39	73	176	41.5	12	18	66.7
4)	Tampa Bay	320	72	221	27	80	192	41.7	8	15	53.3
5)	Houston	311	98	185	28	77	167	46.1	10	20	50.0
6)	Kansas City	309	78	191	40	76	166	45.8	6	10	60.0
7)	Philadelphia	306	91	183	32	94	200	47.0	7	21	33.3
8)	Los Angeles Chargers	303	78	193	32	75	168	44.6	7	13	53.8
9)	Seattle	301	111	165	25	70	174	40.2	6	10	60.0
10)	Carolina	300	74	204	22	57	177	32.2	9	18	50.0
11t)	New Orleans	299	86	198	15	73	169	43.2	5	12	41.7
11t)	San Francisco	299	99	171	29	82	182	45.1	7	12	58.3
13)	Indianapolis	298	108	152	38	78	184	42.4	13	21	61.9
14)	New England	297	92	178	27	77	204	37.7	5	13	38.5
15t)	Los Angeles Rams	293	82	188	23	67	177	37.9	3	12	25.0
15t)	Minnesota	293	98	159	36	75	170	44.1	8	13	61.5
17t)	Buffalo	283	108	144	31	70	187	37.4	7	16	43.8
17t)	Detroit	283	69	184	30	83	197	42.1	4	11	36.4
19)	Oakland	278	94	169	15	76	171	44.4	9	15	60.0
20)	Tennessee	275	87	155	33	60	162	37.0	4	13	30.8
21t)	Cleveland	273	85	159	29	64	171	37.4	6	16	37.5
21t)	Green Bay	273	76	158	39	60	169	35.5	5	12	41.7
23)	Arizona	271	92	155	24	61	172	35.5	12	19	63.2
24)	Cincinnati	265	74	158	33	67	190	35.3	10	23	43.5
25)	New York Giants	264	77	158	29	66	182	36.3	12	27	44.4
26)	Miami	260	54	170	36	60	179	33.5	13	27	48.1
27)	Jacksonville	258	73	159	26	64	192	33.3	9	21	42.9
28)	Chicago	255	68	157	30	65	188	34.6	6	16	37.5
29)	Pittsburgh	239	68	131	40	59	169	34.9	2	13	15.4
30)	Denver	238	67	139	32	56	178	31.5	10	15	66.7
31)	New York Jets	221	49	145	27	56	183	30.6	6	18	33.3
32)	Washington	210	63	130	17	43	153	28.1	6	11	54.5
Totals		9079	2705	5436	938	2223	5684	39.1	248	515	48.2

NFL / DEFENSE/OPPONENTS: FIRST DOWNS, THIRD DOWNS, FOURTH DOWNS

Rank	Team	FIRST DOWNS				THIRD DOWNS			FOURTH DOWNS		
		Total	Rush	Pass	Pen	Made	Att	Pct	Made	Att	Pct
1)	New England	221	61	123	37	40	172	23.3	7	19	36.8
2)	San Francisco	234	93	116	25	51	165	30.9	7	22	31.8
3)	Baltimore	249	68	148	33	64	170	37.6	6	17	35.3
4)	Los Angeles Chargers	250	85	139	26	74	171	43.3	7	12	58.3
5t)	Buffalo	254	76	148	30	64	184	34.8	7	19	36.8
5t)	Philadelphia	254	68	160	26	62	175	35.4	8	12	66.7
7)	Chicago	267	73	169	25	66	189	34.9	13	23	56.5
8)	New York Jets	269	66	166	37	81	197	41.1	3	11	27.3
9)	Pittsburgh	271	90	154	27	65	178	36.5	8	18	44.4
10)	Denver	274	89	155	30	70	184	38.0	8	15	53.3
11t)	Minnesota	278	60	188	30	73	184	39.7	15	27	55.6
11t)	New Orleans	278	65	173	40	63	181	34.8	10	22	45.5
13)	Indianapolis	281	80	179	22	72	171	42.1	6	15	40.0
14)	Los Angeles Rams	283	90	169	24	77	198	38.9	14	24	58.3
15)	Cincinnati	284	116	151	17	79	180	43.9	4	9	44.4
16)	Green Bay	286	89	180	17	68	170	40.0	7	15	46.7
17)	Tampa Bay	288	59	195	34	64	186	34.4	11	23	47.8
18)	Dallas	291	93	162	36	60	175	34.3	10	18	55.6
19t)	Cleveland	292	99	159	34	58	170	34.1	6	16	37.5
19t)	Tennessee	292	81	186	25	67	180	37.2	8	20	40.0
21)	New York Giants	293	84	181	28	74	187	39.6	7	12	58.3
22)	Jacksonville	295	97	166	32	68	165	41.2	5	10	50.0
23)	Atlanta	299	98	175	26	73	171	42.7	8	15	53.3
24)	Kansas City	301	100	168	33	62	175	35.4	14	24	58.3
25)	Houston	302	81	194	27	84	175	48.0	7	15	46.7
26)	Washington	304	103	171	30	95	198	48.0	11	18	61.1
27)	Carolina	305	108	175	22	69	171	40.4	5	7	71.4
28t)	Oakland	307	85	178	44	75	167	44.9	8	12	66.7
28t)	Seattle	307	79	204	24	62	162	38.3	6	11	54.5
30)	Detroit	315	80	201	34	81	182	44.5	4	12	33.3
31)	Miami	318	103	185	30	74	167	44.3	5	10	50.0
32)	Arizona	337	86	218	33	88	184	47.8	3	12	25.0
Totals		9079	2705	5436	938	2223	5684	39.1	248	515	48.2

WEEK 15 / THROUGH MONDAY, DECEMBER 16, 2019

AFC / FIRST-DOWN PLAYS BY TEAMS

Rank	Team	Yds/Play	Plays	Yards
1)	Kansas City	6.45	405	2612
2)	Tennessee	6.34	386	2449
3)	Los Angeles Chargers	6.10	397	2420
4)	Oakland	5.91	383	2264
5)	Houston	5.79	403	2334
6)	Buffalo	5.72	409	2339
7)	Baltimore	5.65	423	2388
8)	Cleveland	5.58	396	2211
9)	Denver	5.56	358	1991
10)	Jacksonville	5.53	384	2125
11)	New England	5.11	429	2193
12)	Indianapolis	5.08	394	2000
13)	Cincinnati	4.96	391	1938
14)	New York Jets	4.83	353	1706
15)	Pittsburgh	4.47	365	1630
16)	Miami	4.28	377	1613
	TOTAL	5.47	6253	34213

AFC / FIRST-DOWN PLAYS BY OPPONENTS

Rank	Team	Yds/Play	Plays	Yards
1)	New York Jets	4.23	391	1653
2)	New England	4.58	365	1672
3)	Houston	4.67	402	1877
4)	Pittsburgh	4.80	403	1936
5)	Los Angeles Chargers	4.81	354	1703
6)	Buffalo	4.95	374	1852
7)	Baltimore	5.43	361	1959
8)	Denver	5.46	389	2124
9)	Kansas City	5.74	406	2330
10)	Tennessee	5.82	416	2423
11)	Miami	5.90	425	2506
12)	Cincinnati	5.98	401	2397
13)	Indianapolis	6.00	386	2316
14)	Jacksonville	6.27	403	2525
15)	Cleveland	6.40	403	2580
16)	Oakland	6.86	390	2675
	TOTAL	5.51	6269	34528

WEEK 15 / THROUGH MONDAY, DECEMBER 16, 2019

NFC / FIRST-DOWN PLAYS BY TEAMS

Rank	Team	Yds/Play	Plays	Yards
1)	San Francisco	6.50	409	2659
2)	New Orleans	6.45	403	2600
3)	Carolina	6.03	427	2573
4)	Dallas	5.95	433	2577
5)	Tampa Bay	5.85	443	2591
6)	Seattle	5.70	421	2398
7)	Minnesota	5.58	393	2194
8)	Atlanta	5.57	435	2423
9)	New York Giants	5.47	380	2078
10)	Los Angeles Rams	5.44	415	2258
11)	Philadelphia	5.33	421	2243
12)	Detroit	5.30	402	2131
13)	Arizona	5.29	386	2041
14)	Green Bay	5.16	377	1945
15)	Chicago	5.01	378	1893
16)	Washington	4.81	336	1616
	TOTAL	5.61	6459	36220

NFC / FIRST-DOWN PLAYS BY OPPONENTS

Rank	Team	Yds/Play	Plays	Yards
1)	Los Angeles Rams	4.40	406	1786
2)	Washington	4.70	406	1907
3)	Chicago	4.80	395	1897
4)	San Francisco	5.01	358	1795
5)	New Orleans	5.52	381	2102
6)	Philadelphia	5.59	369	2064
7)	New York Giants	5.61	413	2315
8)	Tampa Bay	5.64	414	2337
9)	Minnesota	5.66	392	2217
10)	Carolina	5.71	427	2438
11)	Atlanta	5.89	397	2340
12)	Detroit	5.95	426	2534
13)	Dallas	6.01	398	2390
14)	Seattle	6.06	421	2550
15)	Arizona	6.21	437	2715
16)	Green Bay	6.25	403	2518
	TOTAL	5.57	6443	35905

WEEK 15 / THROUGH MONDAY, DECEMBER 16, 2019**NFL / FIRST-DOWN PLAYS BY TEAMS**

Rank	Team	Yds/Play	Plays	Yards
1)	San Francisco	6.50	409	2659
2)	New Orleans	6.45	403	2600
3)	Kansas City	6.45	405	2612
4)	Tennessee	6.34	386	2449
5)	Los Angeles Chargers	6.10	397	2420
6)	Carolina	6.03	427	2573
7)	Dallas	5.95	433	2577
8)	Oakland	5.91	383	2264
9)	Tampa Bay	5.85	443	2591
10)	Houston	5.79	403	2334
11)	Buffalo	5.72	409	2339
12)	Seattle	5.70	421	2398
13)	Baltimore	5.65	423	2388
14)	Cleveland	5.58	396	2211
15)	Minnesota	5.58	393	2194
16)	Atlanta	5.57	435	2423
17)	Denver	5.56	358	1991
18)	Jacksonville	5.53	384	2125
19)	New York Giants	5.47	380	2078
20)	Los Angeles Rams	5.44	415	2258
21)	Philadelphia	5.33	421	2243
22)	Detroit	5.30	402	2131
23)	Arizona	5.29	386	2041
24)	Green Bay	5.16	377	1945
25)	New England	5.11	429	2193
26)	Indianapolis	5.08	394	2000
27)	Chicago	5.01	378	1893
28)	Cincinnati	4.96	391	1938
29)	New York Jets	4.83	353	1706
30)	Washington	4.81	336	1616
31)	Pittsburgh	4.47	365	1630
32)	Miami	4.28	377	1613
	TOTAL	5.54	12712	70433

NFL / FIRST-DOWN PLAYS BY OPPONENTS

Rank	Team	Yds/Play	Plays	Yards
1)	New York Jets	4.23	391	1653
2)	Los Angeles Rams	4.40	406	1786
3)	New England	4.58	365	1672
4)	Houston	4.67	402	1877
5)	Washington	4.70	406	1907
6)	Chicago	4.80	395	1897
7)	Pittsburgh	4.80	403	1936
8)	Los Angeles Chargers	4.81	354	1703
9)	Buffalo	4.95	374	1852
10)	San Francisco	5.01	358	1795
11)	Baltimore	5.43	361	1959
12)	Denver	5.46	389	2124
13)	New Orleans	5.52	381	2102
14)	Philadelphia	5.59	369	2064
15)	New York Giants	5.61	413	2315
16)	Tampa Bay	5.64	414	2337
17)	Minnesota	5.66	392	2217
18)	Carolina	5.71	427	2438
19)	Kansas City	5.74	406	2330
20)	Tennessee	5.82	416	2423
21)	Atlanta	5.89	397	2340
22)	Miami	5.90	425	2506
23)	Detroit	5.95	426	2534
24)	Cincinnati	5.98	401	2397
25)	Indianapolis	6.00	386	2316
26)	Dallas	6.01	398	2390
27)	Seattle	6.06	421	2550
28)	Arizona	6.21	437	2715
29)	Green Bay	6.25	403	2518
30)	Jacksonville	6.27	403	2525
31)	Cleveland	6.40	403	2580
32)	Oakland	6.86	390	2675
	TOTAL	5.54	12712	70433

WEEK 15 / THROUGH MONDAY, DECEMBER 16, 2019**AFC / KICKOFFS (Receiving Team)**

Rank	Team	TotKO	AdjKO	TB	TB%	EZ	EZ%	OB	I20	Avg.Start
1)	Buffalo	53	51	25	49.0	37	69.8	0	3	28.2
2)	Cincinnati	80	78	41	52.6	56	70.0	1	7	26.7
3)	Denver	69	66	50	75.8	57	82.6	0	0	26.2
4)	Miami	92	89	56	62.9	71	77.2	1	9	25.5
5)	Oakland	78	77	46	59.7	56	71.8	0	9	25.5
6)	Houston	70	66	50	75.8	53	75.7	3	4	25.5
7)	New York Jets	77	74	41	55.4	57	74.0	0	12	25.3
8)	Indianapolis	74	72	46	63.9	54	73.0	0	4	25.0
9)	New England	49	46	24	52.2	34	69.4	1	4	24.9
10)	Baltimore	65	60	39	65.0	42	64.6	1	8	24.5
11)	Jacksonville	73	70	51	72.9	60	82.2	0	6	24.3
12)	Tennessee	67	66	42	63.6	49	73.1	0	9	24.2
13)	Cleveland	71	70	36	51.4	51	71.8	1	13	24.1
14)	Kansas City	66	60	30	50.0	42	63.6	0	7	23.9
15)	Pittsburgh	60	59	36	61.0	41	68.3	0	9	23.5
16)	Los Angeles Char	67	67	40	59.7	51	76.1	0	11	23.4
Totals		1111	1071	653	61.0	811	75.7	8	115	25.1

AFC / KICKOFFS (Kicking Team)

Rank	Team	TotKO	AdjKO	TB	TB%	EZ	EZ%	OB	I20	Avg.Start
1)	Houston	73	72	40	55.6	48	65.8	0	13	23.3
2)	Cleveland	70	68	27	39.7	42	60.0	2	13	23.4
3)	Cincinnati	57	53	38	71.7	44	77.2	1	6	23.7
4)	Los Angeles Char	67	64	33	51.6	46	68.7	0	9	24.0
5)	Oakland	61	61	34	55.7	45	73.8	0	6	24.0
6)	Kansas City	86	82	55	67.1	62	72.1	0	5	24.4
7)	Jacksonville	65	60	35	58.3	41	63.1	0	6	24.6
8)	Tennessee	67	64	33	51.6	45	67.2	0	9	24.6
9)	New England	81	79	51	64.6	62	76.5	3	8	24.9
10)	Pittsburgh	68	67	28	41.8	38	55.9	0	7	24.9
11)	Indianapolis	67	66	51	77.3	56	83.6	0	4	24.9
12)	New York Jets	59	55	29	52.7	36	61.0	0	8	24.9
13)	Baltimore	93	92	49	53.3	67	72.0	0	11	25.3
14)	Denver	61	60	45	75.0	54	88.5	0	3	26.1
15)	Buffalo	67	67	41	61.2	49	73.1	0	7	26.1
16)	Miami	61	58	40	69.0	47	77.0	0	3	28.2
Totals		1103	1068	629	58.9	782	73.2	6	118	24.8

Note: Average team drive start DOES NOT include onside kicks or kickoffs at the end of a half unless either kickoff is returned for a touchdown. All other kickoffs (returned kickoffs, fair catches, touchback and kickoffs out of bounds) are included. Kickoffs resulting in the kicking team retaining possession are not included.

ADJ KO: Adjusted kickoffs are used to compute the Avg. Team Drive Start.

I20: The number of drives that start inside (not including) the 20 yd line.

WEEK 15 / THROUGH MONDAY, DECEMBER 16, 2019**NFC / KICKOFFS (Receiving Team)**

Rank	Team	TotKO	AdjKO	TB	TB%	EZ	EZ%	OB	I20	Avg.Start
1)	Chicago	59	55	24	43.6	41	69.5	3	5	27.1
2)	Washington	74	71	42	59.2	52	70.3	0	10	25.8
3)	Minnesota	63	58	45	77.6	52	82.5	0	0	25.7
4)	Detroit	78	75	53	70.7	65	83.3	1	6	25.6
5)	Philadelphia	71	68	43	63.2	54	76.1	1	6	25.4
6)	Tampa Bay	84	83	64	77.1	70	83.3	2	4	25.3
7)	New York Giants	80	78	37	47.4	57	71.3	1	12	25.1
8)	Carolina	85	83	53	63.9	68	80.0	1	10	25.1
9)	Green Bay	67	66	36	54.5	41	61.2	2	5	25.1
10)	Atlanta	81	78	57	73.1	67	82.7	1	7	25.0
11)	New Orleans	68	61	39	63.9	51	75.0	2	6	24.8
12)	Los Angeles Rams	69	67	49	73.1	54	78.3	3	5	24.7
13)	San Francisco	57	56	39	69.6	42	73.7	0	5	24.6
14)	Seattle	77	72	54	75.0	60	77.9	1	3	24.6
15)	Dallas	66	65	49	75.4	53	80.3	1	9	23.7
16)	Arizona	81	80	51	63.8	68	84.0	0	11	23.5
Totals		1160	1116	735	65.9	895	80.2	19	104	25.0

NFC / KICKOFFS (Kicking Team)

Rank	Team	TotKO	AdjKO	TB	TB%	EZ	EZ%	OB	I20	Avg.Start
1)	Arizona	72	71	37	52.1	51	70.8	2	14	23.7
2)	San Francisco	86	84	40	47.6	60	69.8	0	12	24.3
3)	New York Giants	62	61	42	68.9	48	77.4	2	8	24.6
4)	Carolina	70	65	60	92.3	62	88.6	0	2	24.7
5)	Tampa Bay	89	88	80	90.9	86	96.6	1	5	24.7
6)	Minnesota	79	75	59	78.7	73	92.4	1	4	25.0
7)	Green Bay	69	69	39	56.5	55	79.7	1	9	25.2
8)	Dallas	78	73	42	57.5	62	79.5	3	10	25.3
9)	Washington	56	52	41	78.8	47	83.9	0	3	25.3
10)	Atlanta	75	64	40	62.5	53	70.7	4	4	25.4
11)	Los Angeles Rams	73	71	57	80.3	62	84.9	3	4	25.5
12)	Seattle	77	74	56	75.7	60	77.9	0	3	25.9
13)	Detroit	72	68	22	32.4	39	54.2	1	10	25.9
14)	New Orleans	81	81	65	80.2	73	90.1	0	4	26.0
15)	Philadelphia	70	67	48	71.6	55	78.6	0	3	26.7
16)	Chicago	59	56	31	55.4	38	64.4	3	6	26.8
Totals		1168	1119	759	67.8	924	82.6	21	101	25.3

Note: Average team drive start DOES NOT include onside kicks or kickoffs at the end of a half unless either kickoff is returned for a touchdown. All other kickoffs (returned kickoffs, fair catches, touchback and kickoffs out of bounds) are included. Kickoffs resulting in the kicking team retaining possession are not included.

ADJ KO: Adjusted kickoffs are used to compute the Avg. Team Drive Start.

I20: The number of drives that start inside (not including) the 20 yd line.

WEEK 15 / THROUGH MONDAY, DECEMBER 16, 2019**NFL / KICKOFFS (Receiving Team)**

Rank	Team	TotKO	AdjKO	TB	TB%	EZ	EZ%	OB	I20	Avg.Start
1)	Buffalo	53	51	25	49.0	37	69.8	0	3	28.2
2)	Chicago	59	55	24	43.6	41	69.5	3	5	27.1
3)	Cincinnati	80	78	41	52.6	56	70.0	1	7	26.7
4)	Denver	69	66	50	75.8	57	82.6	0	0	26.2
5)	Washington	74	71	42	59.2	52	70.3	0	10	25.8
6)	Minnesota	63	58	45	77.6	52	82.5	0	0	25.7
7)	Detroit	78	75	53	70.7	65	83.3	1	6	25.6
8)	Miami	92	89	56	62.9	71	77.2	1	9	25.5
9)	Oakland	78	77	46	59.7	56	71.8	0	9	25.5
10)	Houston	70	66	50	75.8	53	75.7	3	4	25.5
11)	Philadelphia	71	68	43	63.2	54	76.1	1	6	25.4
12)	New York Jets	77	74	41	55.4	57	74.0	0	12	25.3
13)	Tampa Bay	84	83	64	77.1	70	83.3	2	4	25.3
14)	New York Giants	80	78	37	47.4	57	71.3	1	12	25.1
15)	Carolina	85	83	53	63.9	68	80.0	1	10	25.1
16)	Green Bay	67	66	36	54.5	41	61.2	2	5	25.1
17)	Atlanta	81	78	57	73.1	67	82.7	1	7	25.0
18)	Indianapolis	74	72	46	63.9	54	73.0	0	4	25.0
19)	New England	49	46	24	52.2	34	69.4	1	4	24.9
20)	New Orleans	68	61	39	63.9	51	75.0	2	6	24.8
21)	Los Angeles Rams	69	67	49	73.1	54	78.3	3	5	24.7
22)	San Francisco	57	56	39	69.6	42	73.7	0	5	24.6
23)	Seattle	77	72	54	75.0	60	77.9	1	3	24.6
24)	Baltimore	65	60	39	65.0	42	64.6	1	8	24.5
25)	Jacksonville	73	70	51	72.9	60	82.2	0	6	24.3
26)	Tennessee	67	66	42	63.6	49	73.1	0	9	24.2
27)	Cleveland	71	70	36	51.4	51	71.8	1	13	24.1
28)	Kansas City	66	60	30	50.0	42	63.6	0	7	23.9
29)	Dallas	66	65	49	75.4	53	80.3	1	9	23.7
30)	Arizona	81	80	51	63.8	68	84.0	0	11	23.5
31)	Pittsburgh	60	59	36	61.0	41	68.3	0	9	23.5
32)	Los Angeles Char	67	67	40	59.7	51	76.1	0	11	23.4
Totals		2271	2187	1388	63.5	1706	78.0	27	219	25.0

Note: Average opponent drive start DOES NOT include onside kicks or kickoffs at the end of a half unless either kickoff is returned for a touchdown. All other kickoffs (returned kickoffs, fair catches, touchback and kickoffs out of bounds) are included. Kickoffs resulting in the kicking team retaining possession are not included.

ADJ KO: Adjusted kickoffs are used to compute the Avg. Team Drive Start.

I20: The number of drives that start inside (not including) the 20 yd line.

WEEK 15 / THROUGH MONDAY, DECEMBER 16, 2019

NFL / KICKOFFS (Kicking Team)

Rank	Team	TotKO	AdjKO	TB	TB%	EZ	EZ%	OB	I20	Avg.Start
1)	Houston	73	72	40	55.6	48	65.8	0	13	23.3
2)	Cleveland	70	68	27	39.7	42	60.0	2	13	23.4
3)	Cincinnati	57	53	38	71.7	44	77.2	1	6	23.7
4)	Arizona	72	71	37	52.1	51	70.8	2	14	23.7
5)	Los Angeles Char	67	64	33	51.6	46	68.7	0	9	24.0
6)	Oakland	61	61	34	55.7	45	73.8	0	6	24.0
7)	San Francisco	86	84	40	47.6	60	69.8	0	12	24.3
8)	Kansas City	86	82	55	67.1	62	72.1	0	5	24.4
9)	New York Giants	62	61	42	68.9	48	77.4	2	8	24.6
10)	Jacksonville	65	60	35	58.3	41	63.1	0	6	24.6
11)	Tennessee	67	64	33	51.6	45	67.2	0	9	24.6
12)	Carolina	70	65	60	92.3	62	88.6	0	2	24.7
13)	Tampa Bay	89	88	80	90.9	86	96.6	1	5	24.7
14)	New England	81	79	51	64.6	62	76.5	3	8	24.9
15)	Pittsburgh	68	67	28	41.8	38	55.9	0	7	24.9
16)	Indianapolis	67	66	51	77.3	56	83.6	0	4	24.9
17)	New York Jets	59	55	29	52.7	36	61.0	0	8	24.9
18)	Minnesota	79	75	59	78.7	73	92.4	1	4	25.0
19)	Green Bay	69	69	39	56.5	55	79.7	1	9	25.2
20)	Baltimore	93	92	49	53.3	67	72.0	0	11	25.3
21)	Dallas	78	73	42	57.5	62	79.5	3	10	25.3
22)	Washington	56	52	41	78.8	47	83.9	0	3	25.3
23)	Atlanta	75	64	40	62.5	53	70.7	4	4	25.4
24)	Los Angeles Rams	73	71	57	80.3	62	84.9	3	4	25.5
25)	Seattle	77	74	56	75.7	60	77.9	0	3	25.9
26)	Detroit	72	68	22	32.4	39	54.2	1	10	25.9
27)	New Orleans	81	81	65	80.2	73	90.1	0	4	26.0
28)	Denver	61	60	45	75.0	54	88.5	0	3	26.1
29)	Buffalo	67	67	41	61.2	49	73.1	0	7	26.1
30)	Philadelphia	70	67	48	71.6	55	78.6	0	3	26.7
31)	Chicago	59	56	31	55.4	38	64.4	3	6	26.8
32)	Miami	61	58	40	69.0	47	77.0	0	3	28.2
Totals		2271	2187	1388	63.5	1706	78.0	27	219	25.0

Note: Average team drive start DOES NOT include onside kicks or kickoffs at the end of a half unless either kickoff is returned for a touchdown. All other kickoffs (returned kickoffs, fair catches, touchback and kickoffs out of bounds) are included. Kickoffs resulting in the kicking team retaining possession are not included.

ADJ KO: Adjusted kickoffs are used to compute the Avg. Team Drive Start.

I20: The number of drives that start inside (not including) the 20 yd line.

WEEK 15 / THROUGH MONDAY, DECEMBER 16, 2019

AFC / SINGLE-GAME HIGHS / PLAYERS

Most Points-- 21, Sanders, Miami at NY-J, 12/8, (0 td, 7 fg, 0 xp, 0 2pt)
Passing Yards-- 446, Mahomes, K.C. at Tenn., 11/10, (36-50, 446, 3 td, 0 int)
Longest Pass-- 92, Darnold, NY-J vs. Dal., 10/13, (to Anderson, Robby, td)
Passing Touchdowns-- 5, (4 times in Non-Overtime Games)
Rushing Yards-- 225, Fournette, Jax at Denv., 9/29, (29-225, 0 td)
Rushing Attempts-- 30, Mixon, Cin. vs. Balt., 11/10, (30-114, 0 td)
Longest Rush-- 91, Dam. Williams, K.C. vs. Minn., 11/3, td
Receptions-- 15, Ekeler, LA-C vs. Denv., 10/6, (15-86, 0 td)
Receiving Yards-- 217, Fuller, Hou. vs. Atl., 10/6, (14-217, 3 td)
Kickoff Return Yards-- 198, Grant, Miami vs. Buff., 11/17, (5-198, 1 td)
Kickoff Returns-- 7, Walker, Jax at Tenn., 11/24, (7-157, 0 td)
Longest Kickoff Return-- 101, Grant, Miami vs. Buff., 11/17, td
Punt Return Yards-- 86, D. Johnson, Pitt. at Ariz., 12/8, (2-86, 1 fc, 1 td)
Punt Returns-- 8, Olszewski, N.E. vs. NY-J, 9/22, (8-44, 1 fc, 0 td)
Longest Punt Return-- 85, D. Johnson, Pitt. at Ariz., 12/8, td
Interceptions-- 2, (13 times in Non-Overtime Games)
Longest Interception Return-- 96, Fitzpatrick, Pitt. vs. Ind., 11/3, td
Sacks-- 4.0, Crosby, Oak. vs. Cin., 11/17
Scrimmage Yards-- 245, Fournette, Jax at Denv., 9/29, (Rush 29-225, Rec 2-20)
Longest Punt-- 71, Anger, Hou. vs. Car., 9/29
Longest Punt-- 71, Gillan, Clev. at S.F., 10/7
Punts-- 10, Edwards, NY-J at N.E., 9/22, (10-464, 46.4)
Field Goals Made-- 7, Sanders, Miami at NY-J, 12/8, (7-8, 53 lg)
Longest Field Goal-- 55, Vinatieri, Ind. vs. Denv., 10/27

NFC / SINGLE-GAME HIGHS / PLAYERS

Most Points-- 24, (4 times in Non-Overtime Games)
Passing Yards-- 517, Goff, LA-R vs. T.B., 9/29, (45-68, 517, 2 td, 3 int)
Longest Pass-- 93, Ryan, Atl. vs. Car., 12/8, (to Zaccheaus, Olamide, td)
Passing Touchdowns-- 5, Wilson, Sea. vs. T.B., 11/3 (OT), (29-43, 378, 5 td, 0 int)
Passing Touchdowns-- 5, Rodgers, G.B. vs. Oak., 10/20, (25-31, 429, 5 td, 0 int)
Passing Touchdowns-- 5, Brees, N.O. vs. S.F., 12/8, (29-40, 349, 5 td, 0 int)
Rushing Yards-- 176, McCaffrey, Car. vs. Jax , 10/6, (19-176, 2 td)
Rushing Attempts-- 28, Elliott, Dal. at NY-J, 10/13, (28-105, 1 td)
Longest Rush-- 84, McCaffrey, Car. vs. Jax , 10/6, td
Receptions-- 13, Lockett, Sea. vs. T.B., 11/3 (OT), (13-152, 2 td)
Receptions-- 13, (5 times in Non-Overtime Games)
Receiving Yards-- 226, Cooper, Dal. vs. G.B., 10/6, (11-226, 1 td)
Kickoff Return Yards-- 181, Latimer, NY-G vs. Dal., 11/4, (6-181, 0 td)
Kickoff Returns-- 6, (3 times in Non-Overtime Games)
Longest Kickoff Return-- 102, Patterson, Chi. vs. N.O., 10/20, td
Punt Return Yards-- 78, Barner, Atl. at Car., 11/17, (3-78, 0 fc, 1 td)
Punt Returns-- 6, Wilson, T.B. vs. Car., 10/13, (6-12, 1 fc, 0 td)
Punt Returns-- 6, James, S.F. vs. Car., 10/27, (6-49, 0 fc, 0 td)
Longest Punt Return-- 78, Barner, Atl. at Car., 11/17, td
Interceptions-- 2, (11 times in Non-Overtime Games)
Longest Interception Return-- 70, Murphy-Bunting, T.B. at Det., 12/15, td
Sacks-- 4.0, (3 times in Non-Overtime Games)
Scrimmage Yards-- 237, McCaffrey, Car. vs. Jax , 10/6, (Rush 19-176, Rec 6-61)
Longest Punt-- 79, Way, Wash. at Car., 12/1
Punts-- 10, Way, Wash. vs. N.E., 10/6, (10-500, 50.0)
Field Goals Made-- 5, Prater, Det. at G.B., 10/14, (5-5, 54 lg)
Longest Field Goal-- 63, Maher, Dal. vs. Phil., 10/20

WEEK 15 / THROUGH MONDAY, DECEMBER 16, 2019

NFL / SINGLE-GAME HIGHS / PLAYERS

Most Points-- 24, (4 times in Non-Overtime Games)
Passing Yards-- 517, Goff, LA-R vs. T.B., 9/29, (45-68, 517, 2 td, 3 int)
Longest Pass-- 93, Ryan, Atl. vs. Car., 12/8, (to Zaccheaus, Olamide, td)
Passing Touchdowns-- 5, Wilson, Sea. vs. T.B., 11/3 (OT), (29-43, 378, 5 td, 0 int)
Passing Touchdowns-- 5, (6 times in Non-Overtime Games)
Rushing Yards-- 225, Fournette, Jax at Denv., 9/29, (29-225, 0 td)
Rushing Attempts-- 30, Mixon, Cin. vs. Balt., 11/10, (30-114, 0 td)
Longest Rush-- 91, Dam. Williams, K.C. vs. Minn., 11/3, td
Receptions-- 15, Ekeler, LA-C vs. Denv., 10/6, (15-86, 0 td)
Receiving Yards-- 226, Cooper, Dal. vs. G.B., 10/6, (11-226, 1 td)
Kickoff Return Yards-- 198, Grant, Miami vs. Buff., 11/17, (5-198, 1 td)
Kickoff Returns-- 7, Walker, Jax at Tenn., 11/24, (7-157, 0 td)
Longest Kickoff Return-- 102, Patterson, Chi. vs. N.O., 10/20, td
Punt Return Yards-- 86, D. Johnson, Pitt. at Ariz., 12/8, (2-86, 1 fc, 1 td)
Punt Returns-- 8, Olszewski, N.E. vs. NY-J, 9/22, (8-44, 1 fc, 0 td)
Longest Punt Return-- 85, D. Johnson, Pitt. at Ariz., 12/8, td
Interceptions-- 2, (24 times in Non-Overtime Games)
Longest Interception Return-- 96, Fitzpatrick, Pitt. vs. Ind., 11/3, td
Sacks-- 4.0, (4 times in Non-Overtime Games)
Scrimmage Yards-- 245, Fournette, Jax at Denv., 9/29, (Rush 29-225, Rec 2-20)
Longest Punt-- 79, Way, Wash. at Car., 12/1
Punts-- 10, Edwards, NY-J at N.E., 9/22, (10-464, 46.4)
Punts-- 10, Way, Wash. vs. N.E., 10/6, (10-500, 50.0)
Field Goals Made-- 7, Sanders, Miami at NY-J, 12/8, (7-8, 53 lg)
Longest Field Goal-- 63, Maher, Dal. vs. Phil., 10/20

WEEK 15 / THROUGH MONDAY, DECEMBER 16, 2019

300-Yard Passing Games

517, Goff, LAR vs. TB 09/29 (45-68, 2 TD)
463, Prescott, DAL vs. GB 10/06 (27-44, 2 TD)
460, Schaub, ATL vs. SEA 10/27 (39-52, 1 TD)
458, Winston, TB at DET 12/15 (28-42, 4 TD)
456, Winston, TB vs. IND 12/08 (33-45, 4 TD)
446, Mahomes, KC at TEN 11/10 (36-50, 3 TD)
444, Prescott, DAL at DET 11/17 (29-46, 3 TD)
443, Mahomes, KC at OAK 09/15 (30-44, 4 TD)
429, Rodgers, GB vs. OAK 10/20 (25-31, 5 TD)
426, Watson, HOU vs. ATL 10/06 (28-33, 5 TD)
424, Goff, LAR at ARI 12/01 (32-43, 2 TD)
424, Garoppolo, SF vs. ARI 11/17 (34-45, 4 TD)
422, Rodgers, GB vs. PHI 09/26 (34-53, 2 TD)
418, Dalton, CIN at SEA 09/08 (35-51, 2 TD)
406, Wilson, SEA vs. NO 09/22 (32-50, 2 TD)
406, Stafford, DET at OAK 11/03 (26-41, 3 TD)
405, Prescott, DAL vs. NYG 09/08 (25-32, 4 TD)
400, Winston, TB vs. CAR 10/13 (30-54, 1 TD)
397, Prescott, DAL vs. MIN 11/10 (28-46, 3 TD)
397, Ryan, ATL vs. TEN 09/29 (35-53, 0 TD)
395, Goff, LAR at SEA 10/03 (29-49, 1 TD)
391, Tannehill, TEN at OAK 12/08 (21-27, 3 TD)
385, Stafford, DET at ARI 09/08 (ot) (27-45, 3 TD)
385, Winston, TB at LAR 09/29 (28-41, 4 TD)
380, Keenum, WAS at PHI 09/08 (30-44, 3 TD)
380, Winston, TB vs. NYG 09/22 (23-37, 3 TD)
378, Mahomes, KC at JAX 09/08 (25-33, 3 TD)
378, Wilson, SEA vs. TB 11/03 (ot) (29-43, 5 TD)
374, Minshew, JAX at CAR 10/06 (26-44, 2 TD)
374, Mahomes, KC vs. BAL 09/22 (27-37, 3 TD)
373, Brees, NO vs. ARI 10/27 (34-43, 3 TD)
372, Goff, LAR vs. CIN 10/27 (17-31, 2 TD)
370, Brees, NO vs. HOU 09/09 (32-43, 2 TD)
365, R. Fitzpatrick, MIA vs. PHI 12/01 (27-39, 3 TD)
364, Stafford, DET vs. MIN 10/20 (30-45, 4 TD)
358, Winston, TB vs. ARI 11/10 (30-48, 1 TD)
356, Ryan, ATL at ARI 10/13 (30-36, 4 TD)
355, Prescott, DAL vs. BUF 11/28 (32-49, 2 TD)
353, Rivers, LAC vs. KC 11/18 (28-52, 1 TD)
351, Watson, HOU at LAC 09/22 (25-34, 3 TD)
349, K. Murray, ARI at BAL 09/15 (25-40, 0 TD)
349, Brees, NO vs. SF 12/08 (29-40, 5 TD)
349, Garoppolo, SF at NO 12/08 (26-35, 4 TD)
348, Brady, NE at WAS 10/06 (28-42, 3 TD)
342, Mayfield, CLE at BAL 09/29 (20-30, 1 TD)
342, Stafford, DET vs. NYG 10/27 (25-32, 3 TD)
341, Brady, NE vs. PIT 09/08 (24-36, 3 TD)
340, K. Murray, ARI vs. ATL 10/13 (27-37, 3 TD)
340, Mahomes, KC vs. DEN 12/15 (27-34, 2 TD)
338, Cousins, MIN at DET 10/20 (24-34, 4 TD)
338, Darnold, NYJ vs. DAL 10/13 (23-32, 2 TD)
338, Trubisky, CHI at DET 11/28 (29-38, 3 TD)
336, D. Jones, NYG at TB 09/22 (23-36, 2 TD)
335, Winston, TB at SEA 11/03 (ot) (29-44, 2 TD)
334, Trubisky, CHI at GB 12/15 (29-53, 1 TD)
334, Prescott, DAL at CHI 12/05 (27-49, 1 TD)
334, Brady, NE vs. NYG 10/10 (31-41, 0 TD)
333, Cousins, MIN vs. PHI 10/13 (22-29, 4 TD)
333, Rivers, LAC vs. IND 09/08 (ot) (25-34, 3 TD)
333, Newton, CAR vs. TB 09/12 (25-51, 0 TD)
332, Keenum, WAS vs. CHI 09/23 (30-43, 2 TD)
331, Tannehill, TEN at CAR 11/03 (27-39, 1 TD)
330, Ryan, ATL at HOU 10/06 (32-46, 3 TD)
329, Rivers, LAC at TEN 10/20 (24-38, 2 TD)
329, Dalton, CIN at LAR 10/27 (32-52, 1 TD)
327, Mayfield, CLE vs. MIA 11/24 (24-34, 3 TD)
326, Brady, NE at HOU 12/01 (24-47, 3 TD)
326, Brissett, IND vs. HOU 10/20 (26-39, 4 TD)
325, Mayfield, CLE at NYJ 09/16 (19-35, 1 TD)
325, Wentz, PHI vs. NYG 12/09 (ot) (33-50, 2 TD)
325, Allen, CAR vs. ATL 11/17 (31-50, 0 TD)
324, L. Jackson, BAL at MIA 09/08 (17-20, 5 TD)
324, K. Murray, ARI at TB 11/10 (27-44, 3 TD)
323, R. Fitzpatrick, MIA vs. BUF 11/17 (32-45, 0 TD)
322, D. Jones, NYG at DET 10/27 (28-41, 4 TD)
321, Mahomes, KC vs. IND 10/06 (22-39, 1 TD)

320, Rivers, LAC vs. PIT 10/13 (26-44, 2 TD)
320, Ryan, ATL vs. PHI 09/15 (27-43, 3 TD)
319, Brissett, IND vs. TEN 12/01 (25-40, 1 TD)
319, Cousins, MIN vs. DEN 11/17 (29-35, 3 TD)
318, Rivers, LAC vs. HOU 09/22 (31-46, 2 TD)
317, Garoppolo, SF at ARI 10/31 (28-37, 4 TD)
315, Mahomes, KC at DET 09/29 (24-42, 0 TD)
315, Darnold, NYJ vs. OAK 11/24 (20-29, 2 TD)
314, Rivers, LAC at JAX 12/08 (16-22, 3 TD)
314, Bridgewater, NO vs. TB 10/06 (26-34, 4 TD)
313, Wentz, PHI vs. WAS 09/08 (28-39, 3 TD)
313, Winston, TB at ATL 11/24 (18-28, 3 TD)
313, Winston, TB vs. NO 11/17 (30-51, 2 TD)
313, Ryan, ATL vs. CAR 12/08 (20-34, 2 TD)
312, Ryan, ATL vs. NO 11/28 (35-50, 2 TD)
312, Tannehill, TEN vs. LAC 10/20 (23-29, 2 TD)
311, Ryan, ATL at CAR 11/17 (21-31, 1 TD)
311, Brees, NO vs. CAR 11/24 (30-39, 3 TD)
311, Dalton, CIN vs. SF 09/15 (26-42, 2 TD)
310, Rivers, LAC at MIA 09/29 (24-30, 2 TD)
310, Brissett, IND vs. ATL 09/22 (28-37, 2 TD)
310, Wentz, PHI at MIA 12/01 (28-46, 3 TD)
309, Minshew, JAX vs. HOU 11/03 (27-47, 0 TD)
309, Lock, DEN at HOU 12/08 (22-27, 3 TD)
308, D. Jones, NYG at NYJ 11/10 (26-40, 4 TD)
308, K. Murray, ARI vs. DET 09/08 (ot) (29-54, 2 TD)
308, Watson, HOU at IND 10/20 (23-34, 1 TD)
307, Allen, CAR at GB 11/10 (28-43, 1 TD)
307, Rivers, LAC vs. MIN 12/15 (28-39, 1 TD)
307, Brees, NO vs. IND 12/16 (29-30, 4 TD)
306, Brady, NE vs. NYJ 09/22 (28-42, 2 TD)
306, Cousins, MIN at NYG 10/06 (22-27, 2 TD)
306, Wentz, PHI at MIN 10/13 (26-40, 2 TD)
306, Manning, NYG at DAL 09/08 (30-44, 1 TD)
305, Rodgers, GB at KC 10/27 (23-33, 3 TD)
304, Mariota, TEN at JAX 09/19 (23-40, 0 TD)
304, Ryan, ATL at IND 09/22 (29-34, 3 TD)
304, Ryan, ATL at MIN 09/08 (33-46, 2 TD)
303, Flacco, DEN vs. JAX 09/29 (22-38, 3 TD)
301, Winston, TB at TEN 10/27 (21-43, 2 TD)
300, Wilson, SEA at PIT 09/15 (29-35, 3 TD)

WEEK 15 / THROUGH MONDAY, DECEMBER 16, 2019

100-Yard Receiving Games

226, Cooper, DAL vs. GB 10/06 (11 rec., 1 TD)
220, C. Kupp, LAR vs. CIN 10/27 (7 rec., 1 TD)
217, Fuller, HOU vs. ATL 10/06 (14 rec., 3 TD)
198, M. Evans, TB at TEN 10/27 (11 rec., 2 TD)
198, Watkins, KC at JAX 09/08 (9 rec., 3 TD)
190, M. Evans, TB vs. NYG 09/22 (8 rec., 3 TD)
184, Godwin, TB at ATL 11/24 (7 rec., 2 TD)
183, K. Allen, LAC vs. HOU 09/22 (13 rec., 2 TD)
182, Thomas, NO vs. TB 10/06 (11 rec., 2 TD)
180, M. Evans, TB at SEA 11/03 (ot) (12 rec., 1 TD)
180, D. Adams, GB vs. PHI 09/26 (10 rec., 0 TD)
172, Woods, LAR at ARI 12/01 (13 rec., 0 TD)
172, Godwin, TB at LAR 09/29 (12 rec., 2 TD)
172, Robinson, KC at OAK 09/15 (6 rec., 2 TD)
167, Landry, CLE at BAL 09/29 (8 rec., 0 TD)
167, Diggs, MIN vs. PHI 10/13 (7 rec., 3 TD)
164, Woods, LAR vs. TB 09/29 (13 rec., 0 TD)
164, Chark, JAX at CAR 10/06 (8 rec., 2 TD)
161, Beckham, CLE at NYJ 09/16 (6 rec., 1 TD)
159, D. Parker, MIA vs. PHI 12/01 (7 rec., 2 TD)
159, A. Jones, GB at KC 10/27 (7 rec., 2 TD)
158, Golladay, DET vs. CHI 11/28 (4 rec., 1 TD)
158, Ross, CIN at SEA 09/08 (7 rec., 2 TD)
158, Gallup, DAL vs. NYG 09/08 (7 rec., 0 TD)
157, Sanders, SF at NO 12/08 (7 rec., 1 TD)
157, Hill, KC at TEN 11/10 (11 rec., 1 TD)
154, D. Jackson, PHI vs. WAS 09/08 (8 rec., 2 TD)
154, D. Slayton, NYG at PHI 12/09 (ot) (5 rec., 2 TD)
154, Lockett, SEA vs. NO 09/22 (11 rec., 1 TD)
153, A. Brown, TEN at OAK 12/08 (5 rec., 2 TD)
152, J. Jones, ATL vs. SEA 10/27 (10 rec., 0 TD)
152, Thomas, NO vs. ATL 11/10 (13 rec., 0 TD)
152, Lockett, SEA vs. TB 11/03 (ot) (13 rec., 2 TD)
151, Godwin, TB vs. CAR 10/13 (10 rec., 0 TD)
148, Gallup, DAL at DET 11/17 (9 rec., 0 TD)
148, Landry, CLE vs. MIA 11/24 (10 rec., 2 TD)
147, Cooper, DAL vs. MIN 11/10 (11 rec., 1 TD)
147, M. Brown, BAL at MIA 09/08 (4 rec., 2 TD)
146, Chark, JAX vs. KC 09/08 (4 rec., 1 TD)
143, Diggs, MIN vs. WAS 10/24 (7 rec., 0 TD)
143, Ridley, ATL at CAR 11/17 (8 rec., 1 TD)
143, Diggs, MIN at DET 10/20 (7 rec., 0 TD)
142, Kelce, KC vs. DEN 12/15 (11 rec., 0 TD)
140, Hill, KC vs. MIN 11/03 (6 rec., 1 TD)
140, Miller, CHI at DET 11/28 (9 rec., 0 TD)
140, Fuller, HOU vs. IND 11/21 (7 rec., 0 TD)
138, Kirk, ARI at TB 11/10 (6 rec., 3 TD)
137, Erickson, CIN vs. JAX 10/20 (8 rec., 0 TD)
137, Jeffery, PHI at MIA 12/01 (9 rec., 1 TD)
137, Brown, BUF at MIA 11/17 (9 rec., 2 TD)
136, Everett, LAR at SEA 10/03 (7 rec., 0 TD)
135, A. Brown, TEN vs. JAX 11/24 (4 rec., 1 TD)
135, D. Parker, MIA vs. BUF 11/17 (7 rec., 0 TD)
134, J. Jones, ATL at SF 12/15 (13 rec., 2 TD)
134, Thomas, NO vs. SF 12/08 (11 rec., 1 TD)
134, Waller, OAK at MIN 09/22 (13 rec., 0 TD)
134, Samuel, SF vs. ARI 11/17 (8 rec., 0 TD)
134, Kittle, SF vs. ATL 12/15 (13 rec., 0 TD)
133, Valdes-Scantling, GB vs. OAK 10/20 (2 rec., 1 TD)
132, Golladay, DET at OAK 11/03 (4 rec., 1 TD)
131, Thomas, NO at CHI 10/20 (9 rec., 0 TD)
131, Hockenson, DET at ARI 09/08 (ot) (6 rec., 1 TD)
131, Robinson, CHI vs. NYG 11/24 (6 rec., 1 TD)
130, Thielen, MIN at NYG 10/06 (7 rec., 2 TD)
130, McLaurin, WAS vs. PHI 12/15 (5 rec., 1 TD)
130, Hooper, ATL vs. TEN 09/29 (9 rec., 0 TD)
129, Kittle, SF vs. GB 11/24 (6 rec., 1 TD)
128, J. Jones, ATL at IND 09/22 (8 rec., 1 TD)
128, Thomas, NO vs. IND 12/16 (12 rec., 1 TD)
126, Moore, CAR at NO 11/24 (6 rec., 2 TD)
126, Waller, OAK at GB 10/20 (7 rec., 2 TD)
126, M. Jones, DET at OAK 11/03 (8 rec., 1 TD)
125, R. Anderson, NYJ vs. DAL 10/13 (5 rec., 1 TD)
125, Godwin, TB at NO 10/06 (7 rec., 2 TD)
125, McLaurin, WAS at PHI 09/08 (5 rec., 1 TD)
125, Robinson, CHI at GB 12/15 (7 rec., 0 TD)

123, K. Allen, LAC vs. IND 09/08 (ot) (8 rec., 1 TD)
123, Brown, BUF at NYJ 09/08 (7 rec., 1 TD)
123, Thomas, NO vs. HOU 09/09 (10 rec., 0 TD)
123, Golladay, DET vs. NYG 10/27 (6 rec., 2 TD)
123, T. Boyd, CIN vs. ARI 10/06 (10 rec., 1 TD)
123, Metcalf, SEA vs. TB 11/03 (ot) (6 rec., 1 TD)
122, T. Boyd, CIN vs. SF 09/15 (10 rec., 0 TD)
122, Waller, OAK vs. JAX 12/15 (8 rec., 0 TD)
121, Godwin, TB at CAR 09/12 (8 rec., 1 TD)
121, Godwin, TB at DET 12/15 (5 rec., 0 TD)
121, McCaffrey, CAR vs. ATL 11/17 (11 rec., 0 TD)
121, Diggs, MIN vs. DEN 11/17 (5 rec., 1 TD)
121, D. Slayton, NYG at NYJ 11/10 (10 rec., 2 TD)
121, Golladay, DET at GB 10/14 (5 rec., 0 TD)
121, C. Kupp, LAR vs. TB 09/29 (9 rec., 1 TD)
120, C. Kupp, LAR vs. NO 09/15 (5 rec., 0 TD)
120, Hopkins, HOU vs. DEN 12/08 (7 rec., 1 TD)
120, Lockett, SEA at CAR 12/15 (8 rec., 1 TD)
120, Moore, CAR at GB 11/10 (9 rec., 0 TD)
120, Sutton, DEN at OAK 09/09 (7 rec., 0 TD)
119, Hopkins, HOU at TEN 12/15 (6 rec., 0 TD)
118, Miller, CHI at GB 12/15 (9 rec., 1 TD)
118, Ekeler, LAC at TEN 10/20 (7 rec., 1 TD)
118, D. Adams, GB vs. CAR 11/10 (7 rec., 0 TD)
117, R. Anderson, NYJ vs. MIA 12/08 (7 rec., 1 TD)
117, M. Williams, LAC at DEN 12/01 (5 rec., 0 TD)
117, Hooper, ATL at ARI 10/13 (8 rec., 1 TD)
117, C. Kupp, LAR at SEA 10/03 (9 rec., 1 TD)
117, Golladay, DET vs. LAC 09/15 (8 rec., 1 TD)
116, Ingram, NYG at DAL 09/08 (11 rec., 1 TD)
116, Higbee, LAR vs. SEA 12/08 (7 rec., 0 TD)
115, Fant, DEN vs. CLE 11/03 (3 rec., 1 TD)
115, Cobb, DAL at DET 11/17 (4 rec., 1 TD)
114, Thomas, NO at TB 11/17 (8 rec., 1 TD)
114, Kirk, ARI at BAL 09/15 (6 rec., 0 TD)
114, A. Brown, TEN vs. HOU 12/15 (8 rec., 1 TD)
113, Edelman, NE vs. NYG 10/10 (9 rec., 0 TD)
113, Sutton, DEN at MIN 11/17 (5 rec., 0 TD)
113, Perriman, TB at DET 12/15 (5 rec., 3 TD)
113, Ingram, NYG at TB 09/22 (6 rec., 1 TD)
113, Fitzgerald, ARI vs. DET 09/08 (ot) (8 rec., 1 TD)
113, Moore, CAR vs. SEA 12/15 (8 rec., 0 TD)
113, Fant, DEN at HOU 12/08 (4 rec., 1 TD)
113, Gallup, DAL vs. GB 10/06 (7 rec., 1 TD)
112, Andrews, BAL vs. ARI 09/15 (8 rec., 1 TD)
112, Sanders, SF at ARI 10/31 (7 rec., 1 TD)
112, Ekeler, LAC at JAX 12/08 (4 rec., 1 TD)
112, Samuel, SF vs. SEA 11/11 (ot) (8 rec., 0 TD)
112, Cooks, LAR at CLE 09/22 (8 rec., 0 TD)
112, Thomas, NO vs. ARI 10/27 (11 rec., 1 TD)
112, Ross, CIN vs. SF 09/15 (4 rec., 1 TD)
111, Hopkins, HOU at NO 09/09 (8 rec., 2 TD)
111, Washington, PIT vs. CLE 12/01 (4 rec., 1 TD)
111, S. Shepard, NYG vs. MIA 12/15 (9 rec., 0 TD)
111, M. Williams, LAC vs. GB 11/03 (3 rec., 0 TD)
111, Higbee, LAR at DAL 12/15 (12 rec., 0 TD)
110, Olsen, CAR vs. TB 09/12 (6 rec., 0 TD)
110, Beasley, BUF at DAL 11/28 (6 rec., 1 TD)
110, Edelman, NE at WAS 10/06 (8 rec., 1 TD)
109, Hopkins, HOU vs. OAK 10/27 (11 rec., 0 TD)
109, Griffin, NYJ at WAS 11/17 (5 rec., 1 TD)
109, Pascal, IND vs. TEN 12/01 (7 rec., 0 TD)
109, Gallup, DAL at CHI 12/05 (6 rec., 0 TD)
108, Diggs, MIN at CHI 09/29 (7 rec., 0 TD)
108, J. Jones, ATL at ARI 10/13 (8 rec., 0 TD)
108, Andrews, BAL at MIA 09/08 (8 rec., 1 TD)
108, Ekeler, LAC vs. KC 11/18 (8 rec., 0 TD)
107, Higbee, LAR at ARI 12/01 (7 rec., 1 TD)
107, Kelce, KC at OAK 09/15 (7 rec., 1 TD)
107, Agholor, PHI at ATL 09/15 (8 rec., 1 TD)
106, D. Adams, GB vs. MIN 09/15 (7 rec., 0 TD)
106, Pascal, IND vs. HOU 10/20 (6 rec., 2 TD)
106, Cooper, DAL vs. PHI 10/20 (5 rec., 0 TD)
106, Cooper, DAL vs. NYG 09/08 (6 rec., 1 TD)
106, Edelman, NE at HOU 12/01 (6 rec., 1 TD)
106, Cobb, DAL vs. MIN 11/10 (6 rec., 1 TD)
106, Hopkins, HOU at IND 10/20 (9 rec., 1 TD)
106, J. Jones, ATL vs. PHI 09/15 (5 rec., 2 TD)
105, Amendola, DET vs. MIN 10/20 (8 rec., 0 TD)
105, M. Johnson, IND at TB 12/08 (3 rec., 1 TD)
105, Ridley, ATL vs. PHI 09/15 (8 rec., 1 TD)
105, Williams, OAK vs. DEN 09/09 (6 rec., 1 TD)

105, Stills, HOU at IND 10/20 (4 rec., 0 TD)
104, Amendola, DET at ARI 09/08 (ot) (7 rec., 1 TD)
104, Sanders, DEN vs. JAX 09/29 (5 rec., 0 TD)
104, Chark, JAX at IND 11/17 (8 rec., 2 TD)
104, Fitzgerald, ARI at BAL 09/15 (5 rec., 0 TD)
103, Ertz, PHI vs. CHI 11/03 (9 rec., 1 TD)
103, Pringle, KC vs. IND 10/06 (6 rec., 1 TD)
103, Westbrook, JAX at CIN 10/20 (6 rec., 0 TD)
103, Lazard, GB at NYG 12/01 (3 rec., 1 TD)
103, Smith-Schuster, PIT vs. MIA 10/28 (5 rec., 1 TD)
103, Conley, JAX vs. NYJ 10/27 (4 rec., 1 TD)
103, Kittle, SF at LAR 10/13 (8 rec., 0 TD)
103, D. Adams, GB vs. CHI 12/15 (7 rec., 1 TD)
102, Robinson, CHI vs. GB 09/05 (7 rec., 0 TD)
102, Amendola, DET vs. TB 12/15 (8 rec., 0 TD)
102, Tate, NYG at NE 10/10 (6 rec., 1 TD)
101, Ginn, NO vs. HOU 09/09 (7 rec., 0 TD)
101, C. Kupp, LAR at CLE 09/22 (11 rec., 2 TD)
101, Beckham, CLE vs. SEA 10/13 (6 rec., 0 TD)
101, M. Jones, DET at PHI 09/22 (6 rec., 1 TD)
101, R. Anderson, NYJ at CIN 12/01 (7 rec., 0 TD)
101, Moore, CAR vs. TEN 11/03 (7 rec., 0 TD)
101, T. Boyd, CIN vs. PIT 11/24 (5 rec., 1 TD)
101, Thomas, NO vs. CAR 11/24 (10 rec., 1 TD)
100, Lockett, SEA at ATL 10/27 (6 rec., 0 TD)
100, Waller, OAK at KC 12/01 (7 rec., 0 TD)
100, A. Brown, TEN at CLE 09/08 (3 rec., 0 TD)
100, Henry, LAC vs. PIT 10/13 (8 rec., 2 TD)
100, S. Shepard, NYG at TB 09/22 (7 rec., 1 TD)
100, McLaurin, WAS at MIA 10/13 (4 rec., 2 TD)

WEEK 15 / THROUGH MONDAY, DECEMBER 16, 2019

100-Yard Rushing Games

225, Fournette, JAX at DEN 09/29 (29 att., 0 TD)
188, Henry, TEN vs. KC 11/10 (23 att., 2 TD)
176, McCaffrey, CAR vs. JAX 10/06 (19 att., 2 TD)
174, Mack, IND at LAC 09/08 (ot) (25 att., 1 TD)
165, Chubb, CLE at BAL 09/29 (20 att., 3 TD)
160, Hyde, HOU at JAX 11/03 (19 att., 0 TD)
159, Henry, TEN vs. JAX 11/24 (19 att., 2 TD)
154, Cook, MIN at GB 09/15 (20 att., 1 TD)
153, McCaffrey, CAR at ARI 09/22 (24 att., 1 TD)
152, L. Jackson, BAL vs. CIN 10/13 (19 att., 1 TD)
149, Henry, TEN at IND 12/01 (26 att., 1 TD)
146, McCaffrey, CAR vs. TEN 11/03 (24 att., 2 TD)
146, Mostert, SF at BAL 12/01 (19 att., 1 TD)
146, Mixon, CIN at CLE 12/08 (23 att., 1 TD)
145, Conner, PIT vs. MIA 10/28 (23 att., 1 TD)
142, Cook, MIN at DET 10/20 (25 att., 2 TD)
139, Elliott, DAL at NYG 11/04 (23 att., 0 TD)
137, Drake, ARI vs. CLE 12/15 (22 att., 4 TD)
136, Mixon, CIN vs. NE 12/15 (25 att., 0 TD)
135, Montgomery, CHI vs. LAC 10/27 (27 att., 1 TD)
134, A. Jones, GB vs. WAS 12/08 (16 att., 1 TD)
133, Carson, SEA at CAR 12/15 (24 att., 2 TD)
132, Mack, IND at KC 10/06 (29 att., 0 TD)
132, Cook, MIN at NYG 10/06 (21 att., 0 TD)
131, Pollard, DAL vs. LAR 12/15 (12 att., 1 TD)
131, Chubb, CLE at NE 10/27 (20 att., 0 TD)
131, Fournette, JAX at CIN 10/20 (29 att., 0 TD)
129, Guice, WAS at CAR 12/01 (10 att., 2 TD)
129, Penny, SEA at PHI 11/24 (14 att., 1 TD)
128, McCaffrey, CAR vs. LAR 09/08 (19 att., 2 TD)
127, Chubb, CLE at ARI 12/15 (17 att., 1 TD)
126, Edmonds, ARI at NYG 10/20 (27 att., 3 TD)
125, Elliott, DAL vs. MIA 09/22 (19 att., 0 TD)
125, K. Johnson, DET vs. KC 09/29 (26 att., 0 TD)
125, Dam. Williams, KC vs. MIN 11/03 (12 att., 1 TD)
124, Jacobs, OAK at GB 10/20 (21 att., 0 TD)
124, Carson, SEA at CLE 10/13 (24 att., 1 TD)
123, Jacobs, OAK vs. CHI 10/06 (26 att., 2 TD)
122, Sanders, PHI at WAS 12/15 (19 att., 1 TD)
122, Chubb, CLE vs. SEA 10/13 (20 att., 2 TD)
121, Breida, SF at CIN 09/15 (12 att., 0 TD)
120, L. Jackson, BAL vs. ARI 09/15 (16 att., 0 TD)
120, Barkley, NYG at DAL 09/08 (11 att., 0 TD)
120, Jacobs, OAK vs. DET 11/03 (28 att., 2 TD)
119, Murray, NO at CHI 10/20 (27 att., 2 TD)
118, Carson, SEA vs. LAR 10/03 (27 att., 0 TD)
118, Peterson, WAS at MIA 10/13 (23 att., 0 TD)
117, Elliott, DAL vs. LAR 12/15 (24 att., 2 TD)
117, McCaffrey, CAR at SF 10/27 (14 att., 1 TD)
116, A. Jones, GB vs. MIN 09/15 (23 att., 1 TD)
116, Chubb, CLE vs. BUF 11/10 (20 att., 0 TD)
116, L. Jackson, BAL at SEA 10/20 (14 att., 1 TD)
116, Hyde, HOU at KC 10/13 (26 att., 1 TD)
116, J. Williams, IND vs. JAX 11/17 (13 att., 0 TD)
115, Ingram, BAL vs. NE 11/03 (15 att., 0 TD)
114, Lindsay, DEN at LAC 10/06 (15 att., 1 TD)
114, Mixon, CIN vs. BAL 11/10 (30 att., 0 TD)
114, Breida, SF vs. CLE 10/07 (11 att., 1 TD)
112, Jacobs, OAK vs. CIN 11/17 (23 att., 0 TD)
112, Barkley, NYG vs. MIA 12/15 (24 att., 2 TD)
112, Edwards, BAL vs. HOU 11/17 (8 att., 1 TD)
111, Elliott, DAL vs. PHI 10/20 (22 att., 1 TD)
111, Elliott, DAL at WAS 09/15 (23 att., 1 TD)
111, Cook, MIN vs. ATL 09/08 (21 att., 2 TD)
111, Ingram, BAL at LAR 11/25 (15 att., 1 TD)
110, Drake, ARI vs. SF 10/31 (15 att., 1 TD)
110, Cook, MIN vs. OAK 09/22 (16 att., 1 TD)
109, Gore, BUF vs. NE 09/29 (17 att., 0 TD)
109, Mack, IND vs. JAX 11/17 (14 att., 1 TD)
108, Peterson, WAS at BUF 11/03 (18 att., 0 TD)
108, Fournette, JAX at CAR 10/06 (23 att., 1 TD)
108, McCaffrey, CAR at GB 11/10 (20 att., 1 TD)
108, Gordon, LAC at OAK 11/07 (22 att., 1 TD)
107, Barkley, NYG vs. BUF 09/15 (18 att., 1 TD)
107, A. Jones, GB at DAL 10/06 (19 att., 4 TD)
107, Ingram, BAL at MIA 09/08 (14 att., 2 TD)

106, Chubb, CLE vs. CIN 12/08 (15 att., 0 TD)
106, Singletary, BUF vs. DEN 11/24 (21 att., 0 TD)
106, Chubb, CLE vs. MIA 11/24 (21 att., 1 TD)
105, T. Coleman, SF vs. CAR 10/27 (11 att., 3 TD)
105, Carson, SEA vs. TB 11/03 (ot) (16 att., 0 TD)
105, Elliott, DAL at NYJ 10/13 (28 att., 1 TD)
104, J. Williams, GB vs. DET 10/14 (14 att., 0 TD)
104, Jacobs, OAK at KC 12/01 (17 att., 0 TD)
104, Hyde, HOU at TEN 12/15 (26 att., 1 TD)
104, J. Williams, IND at HOU 11/21 (26 att., 1 TD)
104, Carson, SEA at ARI 09/29 (22 att., 0 TD)
103, Pollard, DAL vs. MIA 09/22 (13 att., 1 TD)
103, Henry, TEN at OAK 12/08 (18 att., 2 TD)
103, Ingram, BAL at KC 09/22 (16 att., 3 TD)
102, Carson, SEA vs. MIN 12/02 (23 att., 1 TD)
102, Murray, NO vs. ARI 10/27 (21 att., 1 TD)
101, Ekeler, LAC at JAX 12/08 (8 att., 0 TD)
101, L. Jackson, BAL vs. SF 12/01 (16 att., 1 TD)
100, Henry, TEN at ATL 09/29 (27 att., 0 TD)

WEEK 15 / THROUGH MONDAY, DECEMBER 16, 2019

AFC / LEADING PASSERS

Player, Team	Att	Comp	Pct Comp	Yds	Avg Gain	TD	Pct TD	Long	Int	Pct Int	Rating Points
Tannehill, Ten.	239	171	71.5	2272	9.51	17	7.1	91t	6	2.5	114.6
L. Jackson, Bal.	370	245	66.2	2889	7.81	33	8.9	83t	6	1.6	112.8
Mahomes, K.C.	426	280	65.7	3606	8.46	23	5.4	83t	4	0.9	106.2
Watson, Hou.	463	314	67.8	3668	7.92	26	5.6	54	11	2.4	100.4
Carr, Oak.	437	306	70.0	3372	7.72	19	4.3	65t	8	1.8	99.5
*Minshew, Jac.	400	245	61.3	2795	6.99	17	4.3	70t	5	1.3	91.2
Brissett, Ind.	395	246	62.3	2661	6.74	18	4.6	50	6	1.5	90.9
Rivers, LA-C	506	332	65.6	4055	8.01	21	4.2	84t	18	3.6	89.2
Brady, N.E.	551	331	60.1	3565	6.47	21	3.8	59	7	1.3	86.5
Flacco, Den.	262	171	65.3	1822	6.95	6	2.3	70t	5	1.9	85.1
Allen, Buf.	430	255	59.3	2876	6.69	18	4.2	51	9	2.1	84.6
Darnold, NY-J	379	234	61.7	2642	6.97	17	4.5	92t	12	3.2	84.3
R. Fitzpatrick, Mia.	409	252	61.6	2790	6.82	15	3.7	50	12	2.9	81.9
Rudolph, Pit.	263	162	61.6	1636	6.22	12	4.6	76t	9	3.4	80.3
Mayfield, Cle.	474	285	60.1	3356	7.08	17	3.6	89t	17	3.6	78.7
Dalton, Cin.	444	265	59.7	2908	6.55	11	2.5	66t	13	2.9	75.2

AFC / LEADING PASSERS, RANKS

Player, Team	Att	Comp	Pct Comp	Yds	Avg Gain	TD	Pct TD	Long	Int	Pct Int	Rating Points
Tannehill, Ten.	16	14t	1	14	1	9t	2		4t	10	1
L. Jackson, Bal.	13	11t	4	8	5	1	1		4t	5	2
Mahomes, K.C.	8	6	5	3	2	3	4		1	1	3
Watson, Hou.	4	3	3	2	4	2	3	11		9	4
Carr, Oak.	6	4	2	5	6	6	8		8	6	5
*Minshew, Jac.	10	11t	12	10	8	9t	9		2t	2	6
Brissett, Ind.	11	10	8	12	12	7t	6		4t	4	7
Rivers, LA-C	2	1	6	1	3	4t	11	16		15	8
Brady, N.E.	1	2	14	4	15	4t	12		7	3	9
Flacco, Den.	15	14t	7	15	10	17	16		2t	7	10
Allen, Buf.	7	8	16	9	13	7t	10		9t	8	11
Darnold, NY-J	12	13	9	13	9	9t	7	12t		13	12
R. Fitzpatrick, Mia.	9	9	10	11	11	13	13	12t		12	13
Rudolph, Pit.	14	16	11	16	16	14	5		9t	14	14
Mayfield, Cle.	3	5	13	6	7	9t	14		15	16	15
Dalton, Cin.	5	7	15	7	14	15	15		14	11	16

WEEK 15 / THROUGH MONDAY, DECEMBER 16, 2019**AFC / FOURTH-QUARTER PASSING LEADERS**

Rank	Player, Team	Att	Comp	Comp%	Yards	YPA	TD	TD%	Int	Int%	Rating
1)	Tannehill, Ten.	87	66	75.9	794	9.13	8	9.2	2	2.3	124.4
2)	Allen, Buf.	91	54	59.3	725	7.97	8	8.8	0	0.0	114.0
3)	Watson, Hou.	111	76	68.5	920	8.29	9	8.1	4	3.6	105.7
4)	Mariota, Ten.	35	23	65.7	247	7.06	2	5.7	0	0.0	105.3
5)	L. Jackson, Bal.	88	55	62.5	652	7.41	7	8.0	2	2.3	102.1
6)	Carr, Oak.	110	79	71.8	837	7.61	4	3.6	1	0.9	102.0
7)	Flacco, Den.	77	50	64.9	468	6.08	3	3.9	1	1.3	89.1
8)	Brady, N.E.	108	66	61.1	656	6.07	4	3.7	1	0.9	86.8
9)	*Minshew, Jac.	148	86	58.1	936	6.32	8	5.4	4	2.7	83.6
10)	Mahomes, K.C.	69	38	55.1	512	7.42	2	2.9	1	1.4	82.5
11)	R. Fitzpatrick, Mia.	132	88	66.7	947	7.17	3	2.3	4	3.0	82.5
12)	Rudolph, Pit.	54	31	57.4	322	5.96	3	5.6	2	3.7	77.9
13)	Brissett, Ind.	101	58	57.4	627	6.21	4	4.0	3	3.0	76.6
14)	Darnold, NY-J	109	59	54.1	710	6.51	3	2.8	2	1.8	75.9
15)	Rivers, LA-C	152	92	60.5	1078	7.09	6	3.9	8	5.3	73.3
16)	Dalton, Cin.	153	87	56.9	983	6.42	4	2.6	6	3.9	68.6
17)	Mayfield, Cle.	118	66	55.9	768	6.51	4	3.4	7	5.9	62.4
18)	*Hodges, Pit.	43	26	60.5	219	5.09	0	0.0	4	9.3	34.9
19)	Rosen, Mia.	41	17	41.5	151	3.68	0	0.0	3	7.3	21.5

AFC / THIRD-DOWN PASSING LEADERS

Rank	Player, Team	Att	Comp	Comp%	Yards	YPA	TD	TD%	Int	Int%	Rating
1)	Carr, Oak.	123	82	66.7	1107	9.00	13	10.6	1	0.8	127.0
2)	L. Jackson, Bal.	89	54	60.7	689	7.74	9	10.1	1	1.1	113.9
3)	Mahomes, K.C.	100	61	61.0	905	9.05	8	8.0	1	1.0	113.1
4)	Watson, Hou.	115	79	68.7	942	8.19	7	6.1	2	1.7	106.5
5)	Allen, Buf.	114	67	58.8	828	7.26	8	7.0	2	1.8	97.4
6)	Brissett, Ind.	118	71	60.2	867	7.35	6	5.1	2	1.7	92.7
7)	*Minshew, Jac.	107	57	53.3	738	6.90	6	5.6	3	2.8	82.2
8)	Rudolph, Pit.	71	39	54.9	541	7.62	4	5.6	3	4.2	80.8
9)	Rivers, LA-C	124	72	58.1	959	7.73	8	6.5	7	5.6	80.7
10)	Brady, N.E.	142	73	51.4	899	6.33	8	5.6	4	2.8	78.3
11)	Darnold, NY-J	108	59	54.6	718	6.65	7	6.5	5	4.6	77.6
12)	Mayfield, Cle.	123	68	55.3	762	6.20	6	4.9	4	3.3	76.7
13)	R. Fitzpatrick, Mia.	92	49	53.3	703	7.64	2	2.2	5	5.4	62.9
14)	Flacco, Den.	73	42	57.5	406	5.56	0	0.0	2	2.7	61.8
15)	Dalton, Cin.	120	63	52.5	685	5.71	1	0.8	4	3.3	58.5

WEEK 15 / THROUGH MONDAY, DECEMBER 16, 2019**AFC / LEADING RUSHERS**

Rank	Player, Team	Att	Yards	Avg	Long	TD
1)	Chubb, Cle.	270	1408	5.2	88t	8
2)	Henry, Ten.	271	1329	4.9	74t	13
3)	*Jacobs, Oak.	242	1150	4.8	51	7
4)	L. Jackson, Bal. (QB)	159	1103	6.9	47t	7
5)	Fournette, Jac.	250	1081	4.3	81	3
6)	Hyde, Hou.	224	1030	4.6	58	5
7)	Ingram, Bal.	194	963	5.0	53	10
8)	Mixon, Cin.	231	925	4.0	30	3
9)	Mack, Ind.	216	919	4.3	63t	5
10)	Lindsay, Den.	187	849	4.5	40	6
11)	Michel, N.E.	208	742	3.6	26	6
12)	*Singletary, Buf.	136	729	5.4	38	2
13)	Bell, NY-J	204	676	3.3	19	3
14)	Gore, Buf.	160	573	3.6	41	2
15)	Gordon, LA-C	139	551	4.0	24	5
16)	Edwards, Bal.	100	515	5.2	63t	2
17)	Ekeler, LA-C	119	500	4.2	35	3
18)	Freeman, Den.	121	472	3.9	26	2
19)	Allen, Buf. (QB)	102	467	4.6	36	9
20)	McCoy, K.C.	101	465	4.6	39	4
21)	Conner, Pit.	110	432	3.9	25	4
22)	D. Johnson, Hou.	77	394	5.1	40	1
23)	Watson, Hou. (QB)	75	376	5.0	30	7
24)	*Snell, Pit.	83	321	3.9	23	1
25)	Dam. Williams, K.C.	83	309	3.7	91t	3
26)	*Minshew, Jac. (QB)	55	301	5.5	21	0
27)	White, N.E.	62	254	4.1	32	1
28)	J. Williams, Ind.	49	235	4.8	48	1
29)	Burkhead, N.E.	54	234	4.3	33t	2
30)	Washington, Oak.	68	225	3.3	14t	2
31)	Wilkins, Ind.	42	223	5.3	55	1
32)	R. Fitzpatrick, Mia. (QB)	44	219	5.0	20	3
33)	Walton, Mia.	53	201	3.8	19	0
34)	Powell, NY-J	51	199	3.9	17	0
35)	Jackson, LA-C	28	189	6.8	40	0
36)	Mahomes, K.C. (QB)	34	183	5.4	25	1
37)	Brissett, Ind. (QB)	49	174	3.6	9	3
38)	Samuels, Pit.	63	168	2.7	13	1
39t)	*Hill, Bal.	45	167	3.7	13	0
39t)	Hunt, Cle.	38	167	4.4	16	2
41)	Bernard, Cin.	48	163	3.4	25	0
42)	Hines, Ind.	44	161	3.7	18	2
43)	Tannehill, Ten. (QB)	37	157	4.2	25	4
44)	Dar. Williams, K.C.	41	141	3.4	41	3
45)	Ballage, Mia.	74	135	1.8	8	3
46)	D. Lewis, Ten.	38	134	3.5	15	0
47)	*Laird, Mia.	43	130	3.0	18	1
48)	Mariota, Ten. (QB)	24	129	5.4	15	0
49)	Richard, Oak.	31	114	3.7	13	0
50)	Mayfield, Cle. (QB)	22	108	4.9	18	3

AFC / THIRD-AND-ONE RUSHING LEADERS

Rank	Player, Team	Att	FD	Pct
1t)	Brissett, Ind.	5	5	100.0
1t)	Ballage, Mia.	4	4	100.0
1t)	Mayfield, Cle.	4	4	100.0
4)	Henry, Ten.	10	9	90.0
5)	Allen, Buf.	8	7	87.5
6)	*Jacobs, Oak.	7	6	85.7
7t)	Ekeler, LA-C	6	5	83.3
7t)	L. Jackson, Bal.	6	5	83.3
7t)	White, N.E.	6	5	83.3
10t)	Hyde, Hou.	11	9	81.8
10t)	Mixon, Cin.	11	9	81.8
12t)	McCoy, K.C.	5	4	80.0
12t)	*Snell, Pit.	5	4	80.0
12t)	Watt, LA-C	5	4	80.0
15t)	Fournette, Jac.	10	7	70.0
15t)	Michel, N.E.	10	7	70.0
17)	Chubb, Cle.	8	5	62.5
18t)	Bell, NY-J	7	4	57.1
18t)	Mack, Ind.	7	4	57.1

WEEK 15 / THROUGH MONDAY, DECEMBER 16, 2019**AFC / LEADERS IN RECEPTIONS**

Rank	Player, Team	Rec	Yards	Avg	Long	TD
1)	Hopkins, Hou.	99	1142	11.5	43t	7
2)	Edelman, N.E.	92	1019	11.1	44	6
3)	K. Allen, LA-C	90	1046	11.6	45	5
4)	Kelce, K.C. (TE)	86	1131	13.2	47	4
5)	Waller, Oak. (TE)	80	1001	12.5	48	3
6)	Ekeler, LA-C (RB)	78	892	11.4	84t	8
7)	T. Boyd, Cin.	76	859	11.3	47	3
8)	Landry, Cle.	74	1018	13.8	65	5
9)	Fournette, Jac. (RB)	73	488	6.7	27	0
10)	Brown, Buf.	71	1007	14.2	40t	5
11t)	Chark, Jac.	67	956	14.3	69	8
11t)	Beckham, Cle.	67	910	13.6	89t	2
13)	Crowder, NY-J	66	707	10.7	41	5
14)	White, N.E. (RB)	65	588	9.0	59	4
15)	Sutton, Den.	63	1019	16.2	70t	6
16)	Beasley, Buf.	60	670	11.2	51	6
17)	D. Parker, Mia.	59	954	16.2	50	8
18)	Andrews, Bal. (TE)	58	759	13.1	51	8
19t)	Westbrook, Jac.	57	583	10.2	39	2
19t)	Bell, NY-J (RB)	57	404	7.1	23	1
21)	Sanu, Atl.-N.E.	53	461	8.7	28	2
22t)	Hill, K.C.	49	727	14.8	57t	7
22t)	Watkins, K.C.	49	637	13.0	68t	3
24t)	*A. Brown, Ten.	47	893	19.0	91t	7
24t)	R. Anderson, NY-J	47	729	15.5	92t	4
24t)	Fuller, Hou.	47	659	14.0	54	3
24t)	*D. Johnson, Pit.	47	545	11.6	45t	4
28)	Henry, LA-C (TE)	45	565	12.6	30t	4
29)	M. Williams, LA-C	44	912	20.7	56	2
30)	*M. Brown, Bal.	43	563	13.1	83t	7
31t)	Conley, Jac.	42	681	16.2	70t	4
31t)	Samuels, Pit. (RB)	42	257	6.1	18	1
33)	Gesicki, Mia. (TE)	41	454	11.1	34	2
34t)	Tate, Cin.	40	575	14.4	33	1
34t)	Doyle, Ind. (TE)	40	425	10.6	23	4
34t)	Hines, Ind. (RB)	40	296	7.4	21	0
34t)	Freeman, Den. (RB)	40	239	6.0	19	1
38t)	Washington, Pit.	39	694	17.8	79t	3
38t)	Pascal, Ind.	39	591	15.2	37	5
38t)	Hilton, Ind.	39	403	10.3	35	5
41t)	Williams, Oak.	38	569	15.0	46t	6
41t)	Smith-Schuster, Pit.	38	524	13.8	76t	3
41t)	D. Johnson, Hou. (RB)	38	353	9.3	21	3
44t)	*Fant, Den. (TE)	37	548	14.8	75t	3
44t)	Humphries, Ten.	37	374	10.1	30	2
44t)	Elfert, Cin. (TE)	37	345	9.3	27	2
47t)	C. Davis, Ten.	36	517	14.4	38	2
47t)	Erickson, Cin.	36	458	12.7	52	0
47t)	Thomas, N.E.-NY-J	36	433	12.0	47	1
47t)	*Renfrow, Oak.	36	396	11.0	65t	2

WEEK 15 / THROUGH MONDAY, DECEMBER 16, 2019**AFC / RECEIVING YARDAGE LEADERS**

Rank	Player, Team	Yards	Rec	Avg	Long	TD
1)	Hopkins, Hou.	1142	99	11.5	43t	7
2)	Kelce, K.C. (TE)	1131	86	13.2	47	4
3)	K. Allen, LA-C	1046	90	11.6	45	5
4t)	Edelman, N.E.	1019	92	11.1	44	6
4t)	Sutton, Den.	1019	63	16.2	70t	6
6)	Landry, Cle.	1018	74	13.8	65	5
7)	Brown, Buf.	1007	71	14.2	40t	5
8)	Waller, Oak. (TE)	1001	80	12.5	48	3
9)	Chark, Jac.	956	67	14.3	69	8
10)	D. Parker, Mia.	954	59	16.2	50	8
11)	M. Williams, LA-C	912	44	20.7	56	2
12)	Beckham, Cle.	910	67	13.6	89t	2
13)	*A. Brown, Ten.	893	47	19.0	91t	7
14)	Ekeler, LA-C (RB)	892	78	11.4	84t	8
15)	T. Boyd, Cin.	859	76	11.3	47	3
16)	Andrews, Bal. (TE)	759	58	13.1	51	8
17)	R. Anderson, NY-J	729	47	15.5	92t	4
18)	Hill, K.C.	727	49	14.8	57t	7
19)	Crowder, NY-J	707	66	10.7	41	5
20)	Washington, Pit.	694	39	17.8	79t	3
21)	Conley, Jac.	681	42	16.2	70t	4
22)	Beasley, Buf.	670	60	11.2	51	6
23)	Fuller, Hou.	659	47	14.0	54	3
24)	Watkins, K.C.	637	49	13.0	68t	3
25)	Pascal, Ind.	591	39	15.2	37	5
26)	White, N.E. (RB)	588	65	9.0	59	4
27)	Westbrook, Jac.	583	57	10.2	39	2
28)	Tate, Cin.	575	40	14.4	33	1
29)	Williams, Oak.	569	38	15.0	46t	6
30)	Henry, LA-C (TE)	565	45	12.6	30t	4
31)	*M. Brown, Bal.	563	43	13.1	83t	7
32)	*Fant, Den. (TE)	548	37	14.8	75t	3
33)	*D. Johnson, Pit.	545	47	11.6	45t	4
34)	Smith-Schuster, Pit.	524	38	13.8	76t	3
35)	C. Davis, Ten.	517	36	14.4	38	2
36)	*Hardman, K.C.	508	25	20.3	83t	6
37)	Stills, Hou.	504	35	14.4	45	4
38)	Fournette, Jac. (RB)	488	73	6.7	27	0
39)	Sanu, Atl.-N.E.	461	53	8.7	28	2
40)	Erickson, Cin.	458	36	12.7	52	0
41)	Gesicki, Mia. (TE)	454	41	11.1	34	2
42)	Thomas, N.E.-NY-J	433	36	12.0	47	1
43)	*Williams, Mia.	428	32	13.4	35	3
44)	Doyle, Ind. (TE)	425	40	10.6	23	4
45)	Robinson, K.C.	412	30	13.7	44t	3
46)	Bell, NY-J (RB)	404	57	7.1	23	1
47)	Hilton, Ind.	403	39	10.3	35	5
48)	*Renfrow, Oak.	396	36	11.0	65t	2
49)	Ross, Cin.	380	20	19.0	66t	3
50)	Jon. Smith, Ten. (TE)	376	32	11.8	57	2

WEEK 15 / THROUGH MONDAY, DECEMBER 16, 2019**AFC / THIRD-DOWN RECEIVING LEADERS**

Rank	Player, Team	Rec	Yards	Avg	Long	TD
1)	White, N.E. (RB)	25	248	9.9	59	3
2)	K. Allen, LA-C	24	296	12.3	31	2
3t)	Crowder, NY-J	23	327	14.2	41	4
3t)	Andrews, Bal. (TE)	23	278	12.1	51	2
5t)	Sutton, Den.	21	308	14.7	52	2
5t)	Beasley, Buf.	21	243	11.6	29	3
5t)	Hopkins, Hou.	21	195	9.3	34	1
8)	*D. Johnson, Pit.	20	259	13.0	45t	1
9t)	Brown, Buf.	19	328	17.3	38t	1
9t)	Eifert, Cin. (TE)	19	196	10.3	27	0
11t)	Chark, Jac.	18	276	15.3	35t	4
11t)	Hill, K.C.	18	251	13.9	46t	2
13t)	Williams, Oak.	17	313	18.4	46t	4
13t)	Conley, Jac.	17	285	16.8	31	1
13t)	Landry, Cle.	17	255	15.0	34	1
13t)	T. Boyd, Cin.	17	207	12.2	26	0
17t)	*Renfrow, Oak.	16	216	13.5	65t	2
17t)	Doyle, Ind. (TE)	16	198	12.4	20	1
17t)	Kelce, K.C. (TE)	16	191	11.9	34	0
20t)	M. Williams, LA-C	15	291	19.4	50	2
20t)	Edelman, N.E.	15	160	10.7	20	1
22t)	Pascal, Ind.	14	238	17.0	37	2
22t)	R. Anderson, NY-J	14	168	12.0	39	1
22t)	Ekeler, LA-C (RB)	14	166	11.9	84t	1
22t)	Humphries, Ten.	14	149	10.6	25	1
22t)	Bell, NY-J (RB)	14	94	6.7	13	1
22t)	Freeman, Den. (RB)	14	78	5.6	15	0
28t)	D. Parker, Mia.	13	305	23.5	50	2
28t)	Fuller, Hou.	13	196	15.1	44t	1
28t)	Waller, Oak. (TE)	13	183	14.1	36	1
28t)	Sanu, Atl.-N.E.	13	136	10.5	28	1
28t)	Ebron, Ind. (TE)	13	130	10.0	33	1
28t)	D. Johnson, Hou. (RB)	13	126	9.7	15	2
28t)	Beckham, Cle.	13	123	9.5	21	0
35t)	Fournette, Jac. (RB)	12	80	6.7	15	0
35t)	Samuels, Pit. (RB)	12	75	6.3	14	0
37t)	Stills, Hou.	11	176	16.0	38	2
37t)	Tate, Cin.	11	169	15.4	33	0
37t)	Westbrook, Jac.	11	147	13.4	39	0
40t)	Washington, Pit.	10	198	19.8	45	0
40t)	Bernard, Cin. (RB)	10	98	9.8	35	0
40t)	Hunt, Cle. (RB)	10	80	8.0	20	1
40t)	Richard, Oak. (RB)	10	66	6.6	18	0
40t)	D. Lewis, Ten. (RB)	10	61	6.1	24	0
45t)	*M. Brown, Bal.	9	192	21.3	83t	3
45t)	Watkins, K.C.	9	167	18.6	68t	1
45t)	Hurns, Mia.	9	147	16.3	27	0
45t)	Gesicki, Mia. (TE)	9	136	15.1	34	0
45t)	Sharpe, Ten.	9	115	12.8	47	2
45t)	Akins, Hou. (TE)	9	104	11.6	21	0
45t)	*A. Brown, Ten.	9	102	11.3	35	2
45t)	Hilton, Ind.	9	102	11.3	25	1
45t)	Conner, Pit. (RB)	9	93	10.3	26t	2

WEEK 15 / THROUGH MONDAY, DECEMBER 16, 2019**AFC / LEADING SCORERS, NONKICKERS**

Rank	Player, Team	TD	Rush	Rec	Ret	X2	Pts
1)	Henry, Ten. (RB)	15	13	2	0	0	90
2)	Ingram, Bal. (RB)	14	10	4	0	2	88
3)	Sanders, Mia. (K)	1	0	1	0	0	87
4)	Ekeler, LA-C (RB)	11	3	8	0	0	66
5)	Allen, Buf. (QB)	9	9	0	0	1	56
6)	Chark, Jac. (WR)	8	0	8	0	1	50
7t)	Andrews, Bal. (TE)	8	0	8	0	0	48
7t)	Chubb, Cle. (RB)	8	8	0	0	0	48
7t)	D. Parker, Mia. (WR)	8	0	8	0	0	48
7t)	Watson, Hou. (QB)	8	7	1	0	0	48
11)	Hopkins, Hou. (WR)	7	0	7	0	1	44
12t)	*A. Brown, Ten. (WR)	7	0	7	0	0	42
12t)	*M. Brown, Bal. (WR)	7	0	7	0	0	42
12t)	Conner, Pit. (RB)	7	4	3	0	0	42
12t)	Fells, Hou. (TE)	7	0	7	0	0	42
12t)	Hill, K.C. (WR)	7	0	7	0	0	42
12t)	L. Jackson, Bal. (QB)	7	7	0	0	0	42
12t)	*Jacobs, Oak. (RB)	7	7	0	0	0	42
19)	Beasley, Buf. (WR)	6	0	6	0	2	40
20t)	Edelman, N.E. (WR)	6	0	6	0	0	36
20t)	Gordon, LA-C (RB)	6	5	1	0	0	36
20t)	*Hardman, K.C. (WR)	6	0	6	0	0	36
20t)	Lindsay, Den. (RB)	6	6	0	0	0	36
20t)	Michel, N.E. (RB)	6	6	0	0	0	36
20t)	Mixon, Cin. (RB)	6	3	3	0	0	36
20t)	Sutton, Den. (WR)	6	0	6	0	0	36
20t)	Williams, Oak. (WR)	6	0	6	0	0	36
28)	Pascal, Ind. (WR)	5	0	5	0	1	34
29t)	Griffin, NY-J (TE)	5	0	5	0	1	32
29t)	Mack, Ind. (RB)	5	5	0	0	1	32
29t)	White, N.E. (RB)	5	1	4	0	1	32
32t)	K. Allen, LA-C (WR)	5	0	5	0	0	30
32t)	Brown, Buf. (WR)	5	0	5	0	0	30
32t)	Crowder, NY-J (WR)	5	0	5	0	0	30
32t)	Dorsett, N.E. (WR)	5	0	5	0	0	30
32t)	Hilton, Ind. (WR)	5	0	5	0	0	30
32t)	Hyde, Hou. (RB)	5	5	0	0	0	30
32t)	*D. Johnson, Pit. (WR)	5	0	4	1	0	30
32t)	Kelce, K.C. (TE)	5	1	4	0	0	30
32t)	Landry, Cle. (WR)	5	0	5	0	0	30
32t)	McCoy, K.C. (RB)	5	4	1	0	0	30
32t)	*Moreau, Oak. (TE)	5	0	5	0	0	30
32t)	Snead, Bal. (WR)	5	0	5	0	0	30
44t)	R. Anderson, NY-J (WR)	4	0	4	0	1	26
44t)	Bell, NY-J (RB)	4	3	1	0	1	26
44t)	Conley, Jac. (WR)	4	0	4	0	1	26
44t)	Henry, LA-C (TE)	4	0	4	0	1	26
44t)	Tannehill, Ten. (QB)	4	4	0	0	1	26
49t)	Bolden, N.E. (RB)	4	3	1	0	0	24
49t)	Doyle, Ind. (TE)	4	0	4	0	0	24
49t)	D. Johnson, Hou. (RB)	4	1	3	0	0	24
49t)	Seals-Jones, Cle. (TE)	4	0	4	0	0	24
49t)	*Singletary, Buf. (RB)	4	2	2	0	0	24
49t)	Stillis, Hou. (WR)	4	0	4	0	0	24
49t)	Dam. Williams, K.C. (RB)	4	3	1	0	0	24
49t)	Dar. Williams, K.C. (RB)	4	3	1	0	0	24

WEEK 15 / THROUGH MONDAY, DECEMBER 16, 2019**AFC / LEADING SCORERS, KICKERS**

Rank	Player, Team	PAT	FG	Pct	Long	Pts
1)	Butker, K.C.	39/41	31/35	.886	54	132
2)	Tucker, Bal.	51/53	23/24	.958	51	120
3)	Boswell, Pit.	26/26	27/29	.931	51	107
4)	Lambo, Jac.	16/17	28/29	.966	53	100
5)	*Seibert, Cle.	28/31	23/27	.852	53	97
6)	McManus, Den.	21/22	24/28	.857	53	93
7)	Bullock, Cin.	20/20	23/27	.852	48	89
8t)	Fairbairn, Hou.	36/41	17/22	.773	54	87
8t)	Sanders, Mia.	21/22	20/26	.769	54	87
10)	Hauschka, Buf.	28/30	19/25	.760	51	85
11)	Carlson, Oak.	31/33	15/21	.714	48	76
12)	Vinatieri, Ind.	22/28	17/25	.680	55	73
13)	*McLaughlin, ALL totals	19/19	15/20	.750	50	64
14)	Ficken, NY-J	21/24	14/20	.700	53	63
15)	Badgley, LA-C	14/14	12/15	.800	49	50
16)	Folk, N.E.	8/ 8	10/13	.769	46	38
17)	Gostkowski, N.E.	11/15	7/ 8	.875	41	32
18t)	Long, LA-C	9/ 9	7/ 9	.778	51	30
18t)	Nugent, N.E.	15/16	5/ 8	.625	37	30
20)	Succop, Ten.	24/25	1/ 6	.167	31	27
21)	Santos, Ten.	12/12	4/ 9	.444	53	24
22)	Parkey, Ten.	5/ 6	3/ 3	1.000	51	14
23)	Vedvik, NY-J-Cin.	0/ 1	0/ 1	.000	--	0

AFC / TOUCHBACKS ON KICKOFFS

Rank	Player, Team	TB
1)	Butker, K.C.	55
2)	Sanchez, Ind.	51
3)	Tucker, Bal.	49
4)	McManus, Den.	45
5)	Hauschka, Buf.	41
6t)	Fairbairn, Hou.	40
6t)	Sanders, Mia.	40
8)	Bullock, Cin.	38
9)	Carlson, Oak.	34
10)	*Bailey, N.E.	30
11)	Boswell, Pit.	28
12)	*Seibert, Cle.	27
13)	Ficken, NY-J	26
14)	Long, LA-C	25
15)	Gostkowski, N.E.	21
16)	Lambo, Jac.	20
17)	Cooke, Jac.	15
18)	Santos, Ten.	12
19t)	Parkey, Ten.	9
19t)	Santoso, Ten.	9
21)	*McLaughlin, ALL totals	7
22t)	Succop, Ten.	3
22t)	Vedvik, NY-J-Cin.	3
24)	Badgley, LA-C	1

WEEK 15 / THROUGH MONDAY, DECEMBER 16, 2019

AFC / MOST YARDS FROM SCRIMMAGE

Rank	Player, Team	Total			Rushing			Receiving		
		Yards	Att+Rec	Avg	Yards	Att	Avg	Yards	Rec	Avg
1)	Chubb, Cle. (RB)	1685	305	5.5	1408	270	5.2	277	35	7.9
2)	Fournette, Jac. (RB)	1569	323	4.9	1081	250	4.3	488	73	6.7
3)	Henry, Ten. (RB)	1535	289	5.3	1329	271	4.9	206	18	11.4
4)	Ekeler, LA-C (RB)	1392	197	7.1	500	119	4.2	892	78	11.4
5)	*Jacobs, Oak. (RB)	1316	262	5.0	1150	242	4.8	166	20	8.3
6)	Mixon, Cin. (RB)	1175	263	4.5	925	231	4.0	250	32	7.8
7)	Ingram, Bal. (RB)	1174	218	5.4	963	194	5.0	211	24	8.8
8)	Hopkins, Hou. (WR)	1160	101	11.5	18	2	9.0	1142	99	11.5
9)	Kelce, K.C. (TE)	1135	87	13.0	4	1	4.0	1131	86	13.2
10)	L. Jackson, Bal. (QB)	1103	159	6.9	1103	159	6.9	0	0	---
11)	Bell, NY-J (RB)	1080	261	4.1	676	204	3.3	404	57	7.1
12)	K. Allen, LA-C (WR)	1067	92	11.6	21	2	10.5	1046	90	11.6
13)	Hyde, Hou. (RB)	1062	233	4.6	1030	224	4.6	32	9	3.6
14)	Edelman, N.E. (WR)	1046	100	10.5	27	8	3.4	1019	92	11.1
15t)	Lindsay, Den. (RB)	1036	220	4.7	849	187	4.5	187	33	5.7
15t)	Sutton, Den. (WR)	1036	66	15.7	17	3	5.7	1019	63	16.2
17)	Landry, Cle. (WR)	1028	75	13.7	10	1	10.0	1018	74	13.8
18)	Brown, Buf. (WR)	1011	72	14.0	4	1	4.0	1007	71	14.2
19)	Waller, Oak. (TE)	1006	82	12.3	5	2	2.5	1001	80	12.5
20)	Mack, Ind. (RB)	995	228	4.4	919	216	4.3	76	12	6.3
21)	Chark, Jac. (WR)	976	69	14.1	20	2	10.0	956	67	14.3
22)	D. Parker, Mia. (WR)	954	59	16.2	0	0	---	954	59	16.2
23)	*Singletary, Buf. (RB)	921	164	5.6	729	136	5.4	192	28	6.9
24)	Beckham, Cle. (WR)	920	70	13.1	10	3	3.3	910	67	13.6
25)	M. Williams, LA-C (WR)	914	45	20.3	2	1	2.0	912	44	20.7
26)	*A. Brown, Ten. (WR)	904	49	18.4	11	2	5.5	893	47	19.0
27)	T. Boyd, Cin. (WR)	882	80	11.0	23	4	5.8	859	76	11.3
28)	White, N.E. (RB)	842	127	6.6	254	62	4.1	588	65	9.0
29)	Michel, N.E. (RB)	831	219	3.8	742	208	3.6	89	11	8.1
30)	Andrews, Bal. (TE)	759	58	13.1	0	0	---	759	58	13.1
31)	Hill, K.C. (WR)	750	57	13.2	23	8	2.9	727	49	14.8
32)	D. Johnson, Hou. (RB)	747	115	6.5	394	77	5.1	353	38	9.3
33)	Gordon, LA-C (RB)	739	169	4.4	551	139	4.0	188	30	6.3
34)	R. Anderson, NY-J (WR)	733	48	15.3	4	1	4.0	729	47	15.5
35t)	Crowder, NY-J (WR)	711	67	10.6	4	1	4.0	707	66	10.7
35t)	Freeman, Den. (RB)	711	161	4.4	472	121	3.9	239	40	6.0
37)	Washington, Pit. (WR)	694	39	17.8	0	0	---	694	39	17.8
38)	Conner, Pit. (RB)	683	144	4.7	432	110	3.9	251	34	7.4
39)	Conley, Jac. (WR)	681	42	16.2	0	0	---	681	42	16.2
40)	Beasley, Buf. (WR)	670	60	11.2	0	0	---	670	60	11.2
41)	Fuller, Hou. (WR)	659	47	14.0	0	0	---	659	47	14.0
42)	Gore, Buf. (RB)	657	170	3.9	573	160	3.6	84	10	8.4
43)	Watkins, K.C. (WR)	649	51	12.7	12	2	6.0	637	49	13.0
44)	McCoy, K.C. (RB)	646	129	5.0	465	101	4.6	181	28	6.5
45)	Westbrook, Jac. (WR)	610	62	9.8	27	5	5.4	583	57	10.2
46)	Pascal, Ind. (WR)	603	40	15.1	12	1	12.0	591	39	15.2
47)	*D. Johnson, Pit. (WR)	586	51	11.5	41	4	10.3	545	47	11.6
48)	Tate, Cin. (WR)	575	40	14.4	0	0	---	575	40	14.4
49)	Williams, Oak. (WR)	569	38	15.0	0	0	---	569	38	15.0
50)	Henry, LA-C (TE)	565	45	12.6	0	0	---	565	45	12.6

WEEK 15 / THROUGH MONDAY, DECEMBER 16, 2019**AFC / LEADERS IN FIRST DOWNS**

Rank	Player, Team	Rush	Rec	Tot
1)	Fournette, Jac. (RB)	52	22	74
2)	Chubb, Cle. (RB)	59	13	72
3)	Hopkins, Hou. (WR)	2	67	69
4)	Ekeler, LA-C (RB)	28	38	66
5)	Henry, Ten. (RB)	61	4	65
6t)	Ingram, Bal. (RB)	50	14	64
6t)	L. Jackson, Bal. (QB)	64	0	64
8t)	*Jacobs, Oak. (RB)	53	8	61
8t)	Mixon, Cin. (RB)	49	12	61
10)	Kelce, K.C. (TE)	1	59	60
11)	Mack, Ind. (RB)	57	1	58
12)	K. Allen, LA-C (WR)	1	53	54
13t)	Hyde, Hou. (RB)	52	1	53
13t)	Michel, N.E. (RB)	46	7	53
15t)	Brown, Buf. (WR)	0	52	52
15t)	Edelman, N.E. (WR)	2	50	52
17)	Landry, Cle. (WR)	1	50	51
18)	Waller, Oak. (TE)	0	48	48
19t)	Bell, NY-J (RB)	28	19	47
19t)	D. Parker, Mia. (WR)	0	47	47
21)	Sutton, Den. (WR)	1	45	46
22)	White, N.E. (RB)	14	29	43
23t)	T. Boyd, Cin. (WR)	1	40	41
23t)	Chark, Jac. (WR)	1	40	41
23t)	Gordon, LA-C (RB)	32	9	41
23t)	Lindsay, Den. (RB)	33	8	41
27t)	Andrews, Bal. (TE)	0	40	40
27t)	*Singletary, Buf. (RB)	35	5	40
29)	Beckham, Cle. (WR)	1	38	39
30)	Conner, Pit. (RB)	24	14	38
31)	Allen, Buf. (QB)	37	0	37
32t)	*A. Brown, Ten. (WR)	1	35	36
32t)	M. Williams, LA-C (WR)	0	36	36
34t)	Edwards, Bal. (RB)	34	1	35
34t)	Hill, K.C. (WR)	1	34	35
36)	Crowder, NY-J (WR)	0	34	34
37t)	R. Anderson, NY-J (WR)	0	33	33
37t)	Gore, Buf. (RB)	29	4	33
39t)	Beasley, Buf. (WR)	0	32	32
39t)	Conley, Jac. (WR)	0	32	32
41t)	Henry, LA-C (TE)	0	31	31
41t)	D. Johnson, Hou. (RB)	16	15	31
43t)	Freeman, Den. (RB)	20	10	30
43t)	McCoy, K.C. (RB)	24	6	30
43t)	Williams, Oak. (WR)	0	30	30
46t)	Pascal, Ind. (WR)	1	28	29
46t)	Tate, Cin. (WR)	0	29	29
46t)	Washington, Pit. (WR)	0	29	29
46t)	Watkins, K.C. (WR)	1	28	29
50t)	Doyle, Ind. (TE)	0	28	28
50t)	Sanu, Atl.-N.E. (WR)	1	27	28

WEEK 15 / THROUGH MONDAY, DECEMBER 16, 2019**AFC / LEADING PUNTERS**

Rank	Player, Team	No	Yards	Lg	Avg	TB	Blk	Dwn	OB	Opp Ret	In	Net
										Ret Yds	20	Avg
1)	Kern, Ten.	67	3184	70	47.5	2	0	9	15	24	223	34 43.6
2)	Long, LA-C	39	1837	60	47.1	2	0	3	2	26	190	13 41.2
3)	Cooke, Jac.	68	3135	66	46.1	2	0	10	11	19	87	23 44.2
4)	Koch, Bal.	35	1613	62	46.1	4	1	4	5	12	108	17 39.6
5)	Edwards, NY-J	76	3502	63	46.1	3	0	14	7	40	265	24 41.8
6)	*Gillan, Cle.	54	2486	71	46.0	5	1	11	7	16	143	24 40.8
7)	Berry, Pit.	62	2845	69	45.9	3	0	11	3	26	243	19 41.0
8)	Anger, Hou.	35	1605	71	45.9	2	0	9	0	13	41	18 43.5
9)	*Cole, Oak.	59	2698	60	45.7	5	0	8	3	26	293	28 39.1
10)	*Bailey, N.E.	75	3367	65	44.9	6	0	11	16	25	151	33 41.3
11)	Haack, Mia.	59	2641	62	44.8	2	0	10	6	24	180	19 41.0
12)	Huber, Cin.	64	2839	63	44.4	4	0	10	4	19	101	26 41.5
13)	Sanchez, Ind.	53	2346	60	44.3	1	0	8	6	25	145	18 41.2
14)	Colquitt, K.C.	44	1930	68	43.9	2	1	10	1	17	71	19 40.4
15)	Wadman, Den.	69	3021	64	43.8	4	0	8	12	27	234	27 39.2
16)	Bojorquez, Buf.	67	2832	67	42.3	7	1	11	14	14	131	30 37.7

AFC / LEADING PUNTERS, NET AVERAGE

Rank	Player, Team	No	Yards	Lg	Avg	TB	Blk	Dwn	OB	Opp Ret	In	Net
										Ret Yds	20	Avg
1)	Cooke, Jac.	68	3135	66	46.1	2	0	10	11	19	87	23 44.2
2)	Kern, Ten.	67	3184	70	47.5	2	0	9	15	24	223	34 43.6
3)	Anger, Hou.	35	1605	71	45.9	2	0	9	0	13	41	18 43.5
4)	Edwards, NY-J	76	3502	63	46.1	3	0	14	7	40	265	24 41.8
5)	Huber, Cin.	64	2839	63	44.4	4	0	10	4	19	101	26 41.5
6)	*Bailey, N.E.	75	3367	65	44.9	6	0	11	16	25	151	33 41.3
7)	Long, LA-C	39	1837	60	47.1	2	0	3	2	26	190	13 41.2
8)	Sanchez, Ind.	53	2346	60	44.3	1	0	8	6	25	145	18 41.2
9)	Haack, Mia.	59	2641	62	44.8	2	0	10	6	24	180	19 41.0
10)	Berry, Pit.	62	2845	69	45.9	3	0	11	3	26	243	19 41.0
11)	*Gillan, Cle.	54	2486	71	46.0	5	1	11	7	16	143	24 40.8
12)	Colquitt, K.C.	44	1930	68	43.9	2	1	10	1	17	71	19 40.4
13)	Koch, Bal.	35	1613	62	46.1	4	1	4	5	12	108	17 39.6
14)	Wadman, Den.	69	3021	64	43.8	4	0	8	12	27	234	27 39.2
15)	*Cole, Oak.	59	2698	60	45.7	5	0	8	3	26	293	28 39.1
16)	Bojorquez, Buf.	67	2832	67	42.3	7	1	11	14	14	131	30 37.7

AFC / PUNT RETURN LEADERS

Rank	Player, Team	Ret	FC	Yards	Avg	Long	TD
1)	Berrios, NY-J	19	23	211	11.1	26	0
2)	Carter, Hou.	19	16	179	9.4	23	0
3)	*Olszewski, N.E.	20	16	179	9.0	22	0
4)	Spencer, Den.	23	26	182	7.9	42	0
5)	Roberts, Buf.	27	14	206	7.6	22	0
6)	D. Thomas, K.C.-Bal.	22	5	139	6.3	20	0
7)	Westbrook, Jac.	21	16	120	5.7	43	0
8)	Erickson, Cin.	20	15	113	5.7	15	0
9)	King, LA-C	18	10	97	5.4	68t	1

AFC / KICKOFF RETURN LEADERS

Rank	Player, Team	Ret	Yards	Avg	Long	TD
1)	Wilson, Cin.	20	625	31.3	92t	1
2)	Roberts, Buf.	23	607	26.4	66	0
3)	Grant, Mia.	23	578	25.1	101t	1
4)	*Hardman, K.C.	23	530	23.0	34	0
5)	T. Davis, G.B.-Oak.-Mia.	21	466	22.2	52	0
6)	Bolden, N.E.	19	402	21.2	28	0

WEEK 15 / THROUGH MONDAY, DECEMBER 16, 2019**AFC / LEADERS IN INTERCEPTIONS**

Rank	Player, Team	Int	Yards	Avg	Long	TD
1t)	Gilmore, N.E.	6	126	21.0	64t	2
1t)	White, Buf.	6	57	9.5	49	0
3t)	Peters, LA-R-Bal.	5	210	42.0	89t	3
3t)	Fitzpatrick, Mia.-Pit.	5	130	26.0	96t	1
3t)	D. McCourty, N.E.	5	49	9.8	24	0
3t)	Jackson, N.E.	5	39	7.8	19	0
7t)	Leonard, Ind.	4	92	23.0	80t	1
7t)	Byard, Ten.	4	79	19.8	28	0
7t)	Simmons, Den.	4	30	7.5	17	0
7t)	Schobert, Cle.	4	24	6.0	20	0
7t)	Haden, Pit.	4	20	5.0	16	0
7t)	Ryan, Ten.	4	16	4.0	16	0
13t)	E. Harris, Oak.	3	145	48.3	59	2
13t)	Gipson, Hou.	3	105	35.0	79t	1
13t)	Collins, N.E.	3	85	28.3	69t	1
13t)	Mathieu, K.C.	3	70	23.3	35	0
13t)	*Thornhill, K.C.	3	46	15.3	46t	1
13t)	Bates, Cin.	3	33	11.0	20	0
13t)	Jenkins, LA-C	3	10	3.3	8	0
20t)	Mercilus, Hou.	2	88	44.0	86	0
20t)	Harrison, Jac.	2	66	33.0	35	0
20t)	Butler, Ten.	2	61	30.5	38t	1
20t)	McCain, Mia.	2	53	26.5	32	0
20t)	Burris, Oak.-Cle.	2	42	21.0	27	0
20t)	Hooker, Ind.	2	39	19.5	26	0
20t)	E. Thomas, Bal.	2	38	19.0	24	0
20t)	Hayward, LA-C	2	37	18.5	37	0
20t)	K. Moore, Ind.	2	36	18.0	35	0
20t)	S. Parker, Mia.	2	35	17.5	35	0
20t)	Jackson, Den.	2	28	14.0	24	0
20t)	Harmon, N.E.	2	27	13.5	27	0
20t)	*Needham, Mia.	2	23	11.5	23	0
20t)	Humphrey, Bal.	2	14	7.0	14	0
20t)	Hewitt, NY-J	2	13	6.5	9	0
20t)	C. Ward, K.C.	2	10	5.0	10	0
20t)	Bynes, Bal.	2	7	3.5	6	0
20t)	Watt, Pit.	2	7	3.5	7	0
20t)	*Bush, Pit.	2	6	3.0	6	0
20t)	Breeland, K.C.	2	4	2.0	4	0
20t)	Herndon, Jac.	2	0	0.0	0	0
20t)	Poyer, Buf.	2	0	0.0	0	0

WEEK 15 / THROUGH MONDAY, DECEMBER 16, 2019**AFC / LEADERS IN SACKS**

Rank	Player, Team	Sacks
1)	Watt, Pit. (LB)	13.0
2)	Bosa, LA-C (DE)	10.5
3t)	*J. Allen, Jac. (DE)	10.0
3t)	Garrett, Cle. (DE)	10.0
5t)	Dupree, Pit. (LB)	9.5
5t)	J. Phillips, Buf. (DT)	9.5
7t)	Houston, Ind. (DE)	9.0
7t)	Landry, Ten. (LB)	9.0
9t)	*Crosby, Oak. (DE)	8.5
9t)	Judon, Bal. (LB)	8.5
11t)	Heyward, Pit. (DE)	8.0
11t)	Ngakoue, Jac. (DE)	8.0
13t)	Jenkins, NY-J (LB)	7.0
13t)	Jones, K.C. (DE)	7.0
13t)	Mayowa, Oak. (DE)	7.0
13t)	Miller, Den. (LB)	7.0
13t)	Wolfe, Den. (DE)	7.0
18t)	Ja. Adams, NY-J (DB)	6.5
18t)	Campbell, Jac. (DE)	6.5
18t)	Dunlap, Cin. (DE)	6.5
18t)	Lawson, Buf. (DE)	6.5
18t)	Van Noy, N.E. (LB)	6.5
23t)	Clark, K.C. (DE)	6.0
23t)	Collins, N.E. (LB)	6.0
23t)	S. Harris, Den. (DT)	6.0
23t)	Hubbard, Cin. (DE)	6.0
27t)	Butler, N.E. (DT)	5.5
27t)	Ingram, LA-C (DE)	5.5
27t)	Mercilus, Hou. (LB)	5.5
27t)	Ogbah, K.C. (DE)	5.5
27t)	Ogunjobi, Cle. (DT)	5.5
27t)	Suggs, Ariz-K.C. (LB)	5.5
27t)	*Winovich, N.E. (DE)	5.5
34t)	Bowser, Bal. (LB)	5.0
34t)	Charlton, Dal.-Mia. (DE)	5.0
34t)	Leonard, Ind. (LB)	5.0
34t)	Okafor, K.C. (DE)	5.0
34t)	*Oliver, Buf. (DT)	5.0
39t)	Atkins, Cin. (DT)	4.5
39t)	Hughes, Buf. (DE)	4.5
41t)	Correa, Ten. (LB)	4.0
41t)	Hargrave, Pit. (NT)	4.0
41t)	Hightower, N.E. (LB)	4.0
41t)	Kpassagnon, K.C. (DE)	4.0
41t)	Smoot, Jac. (DE)	4.0
41t)	C. Thomas, Cle. (DE)	4.0
41t)	Walker, Den. (DE)	4.0
41t)	Watt, Hou. (DE)	4.0
49t)	Autry, Ind. (DT)	3.5
49t)	Eguavoen, Mia. (LB)	3.5
49t)	*Ferrell, Oak. (DE)	3.5
49t)	Hurst, Oak. (DT)	3.5
49t)	J. Martin, Hou. (LB)	3.5
49t)	Ryan, Ten. (DB)	3.5
49t)	Scarlett, Hou. (LB)	3.5
49t)	Sheard, Ind. (DE)	3.5
49t)	Tuitt, Pit. (DE)	3.5

WEEK 15 / THROUGH MONDAY, DECEMBER 16, 2019**AFC / FUMBLE RECOVERIES**

Rank	Player, Team	TotRec	OffRec	DefRec
1)	Watson, Hou.	5	5	0
2t)	Allen, Buf.	4	4	0
2t)	*Bush, Pit.	4	0	4
2t)	Carr, Oak.	4	4	0
2t)	R. Fitzpatrick, Mia.	4	4	0
6t)	Bethel, Bal.-N.E.	3	0	3
6t)	Brady, N.E.	3	3	0
6t)	Feiler, Pit.	3	3	0
6t)	Fitzpatrick, Mia.-Pit.	3	0	3
6t)	Houston, Ind.	3	0	3
6t)	Humphrey, Bal.	3	0	3
6t)	L. Jackson, Bal.	3	3	0
6t)	Mayfield, Cle.	3	3	0
6t)	Poyer, Buf.	3	0	3
6t)	Watt, Pit.	3	0	3

AFC / OFFENSIVE FUMBLE RECOVERIES

Rank	Player, Team	Ret	Yards	Avg	Long	TD
1)	Watson, Hou.	5	0	0.0	0	0
2t)	Allen, Buf.	4	0	0.0	0	0
2t)	Carr, Oak.	4	0	0.0	0	0
2t)	R. Fitzpatrick, Mia.	4	0	0.0	0	0
5t)	Brady, N.E.	3	0	0.0	0	0
5t)	Feiler, Pit.	3	0	0.0	0	0
5t)	L. Jackson, Bal.	3	0	0.0	0	0
5t)	Mayfield, Cle.	3	0	0.0	0	0
9t)	Boehm, Mia.	2	0	0.0	0	0
9t)	Brown, Buf.	2	0	0.0	0	0
9t)	Dalton, Cin.	2	0	0.0	0	0
9t)	Flacco, Den.	2	0	0.0	0	0
9t)	*Ford, Buf.	2	0	0.0	0	0
9t)	Freeman, Den.	2	0	0.0	0	0
9t)	Glennon, Oak.	2	0	0.0	0	0
9t)	Ingram, Bal.	2	0	0.0	0	0
9t)	Mariota, Ten.	2	0	0.0	0	0
9t)	Richard, Oak.	2	0	0.0	0	0
9t)	Spain, Buf.	2	0	0.0	0	0
9t)	D. Thomas, K.C.-Bal.	2	0	0.0	0	0
9t)	Villanueva, Pit.	2	0	0.0	0	0

AFC / DEFENSIVE FUMBLE RECOVERIES

Rank	Player, Team	Ret	Yards	Avg	Long	TD
1)	*Bush, Pit.	4	20	5.0	11	1
2t)	Humphrey, Bal.	3	91	30.3	70t	2
2t)	Fitzpatrick, Mia.-Pit.	3	79	26.3	43t	1
2t)	Bethel, Bal.-N.E.	3	0	0.0	0	0
2t)	Houston, Ind.	3	0	0.0	0	0
2t)	Poyer, Buf.	3	0	0.0	0	0
2t)	Watt, Pit.	3	0	0.0	0	0
8t)	Breeland, K.C.	2	114	57.0	100t	1
8t)	Cunningham, Hou.	2	24	12.0	24	0
8t)	Van Noy, N.E.	2	22	11.0	22t	1
8t)	Vigil, Cin.	2	13	6.5	7	0
8t)	T. Murphy, Buf.	2	8	4.0	5	0
8t)	Ward, Ind.-Bal.	2	2	1.0	2	0
8t)	McKinney, Hou.	2	1	0.5	1	0
8t)	Casey, Ten.	2	0	0.0	0	0
8t)	Dupree, Pit.	2	0	0.0	0	0
8t)	Guy, N.E.	2	0	0.0	0	0
8t)	Hurst, Oak.	2	0	0.0	0	0
8t)	Jewell, Den.	2	0	0.0	0	0
8t)	Landry, Ten.	2	0	0.0	0	0
8t)	Watt, Hou.	2	0	0.0	0	0

WEEK 15 / THROUGH MONDAY, DECEMBER 16, 2019

NFC / LEADING PASSERS

Player, Team	Att	Comp	Pct Comp	Yds	Avg Gain	TD	Pct TD	Long	Int	Pct Int	Rating Points
Brees, N.O.	310	235	75.8	2447	7.89	21	6.8	49	4	1.3	115.3
Cousins, Min.	413	291	70.5	3481	8.43	25	6.1	66	5	1.2	111.1
Wilson, Sea.	445	300	67.4	3708	8.33	28	6.3	60t	5	1.1	109.3
Stafford, Det.	291	187	64.3	2499	8.59	19	6.5	66	5	1.7	106.0
Garoppolo, S.F.	427	295	69.1	3445	8.07	26	6.1	75t	11	2.6	102.8
Rodgers, G.B.	474	300	63.3	3463	7.31	24	5.1	74t	2	0.4	100.4
Prescott, Dal.	519	340	65.5	4334	8.35	26	5.0	62	11	2.1	99.3
Ryan, Atl.	520	346	66.5	3769	7.25	24	4.6	93t	12	2.3	93.5
Wentz, Phi.	527	334	63.4	3431	6.51	25	4.7	53t	7	1.3	92.3
Winston, T.B.	554	342	61.7	4573	8.25	30	5.4	71t	24	4.3	87.9
*K. Murray, Ariz	482	312	64.7	3279	6.80	17	3.5	88t	10	2.1	87.5
Goff, LA-R	535	338	63.2	3996	7.47	17	3.2	66	15	2.8	84.8
Trubisky, Chi.	445	282	63.4	2774	6.23	17	3.8	53	10	2.2	84.2
*D. Jones, NY-G	370	228	61.6	2374	6.42	18	4.9	75t	11	3.0	84.0
Allen, Car.	448	278	62.1	3027	6.76	17	3.8	52t	15	3.3	80.6

NFC / LEADING PASSERS, RANKS

Player, Team	Att	Comp	Pct Comp	Yds	Avg Gain	TD	Pct TD	Long	Int	Pct Int	Rating Points
Brees, N.O.	14	13	1	14	7	9	1		2	4	1
Cousins, Min.	12	10	2	6	2	5t	5		3t	3	2
Wilson, Sea.	9t	7t	4	5	4	2	3		3t	2	3
Stafford, Det.	15	15	8	13	1	10	2		3t	6	4
Garoppolo, S.F.	11	9	3	8	6	3t	4		9t	11	5
Rodgers, G.B.	7	7t	11	7	9	7t	7		1	1	6
Prescott, Dal.	5	3	6	2	3	3t	8		9t	8	7
Ryan, Atl.	4	1	5	4	10	7t	11		12	10	8
Wentz, Phi.	3	5	9	9	13	5t	10		6	5	9
Winston, T.B.	1	2	14	1	5	1	6		15	15	10
*K. Murray, Ariz	6	6	7	10	11	12t	14		7t	7	11
Goff, LA-R	2	4	12	3	8	12t	15		13t	12	12
Trubisky, Chi.	9t	11	10	12	15	12t	12		7t	9	13
*D. Jones, NY-G	13	14	15	15	14	11	9		9t	13	14
Allen, Car.	8	12	13	11	12	12t	13		13t	14	15

WEEK 15 / THROUGH MONDAY, DECEMBER 16, 2019**NFC / FOURTH-QUARTER PASSING LEADERS**

Rank	Player, Team	Att	Comp	Comp%	Yards	YPA	TD	TD%	Int	Int%	Rating
1)	Schaub, Atl.	37	29	78.4	314	8.49	3	8.1	0	0.0	129.1
2)	Cousins, Min.	82	56	68.3	771	9.40	6	7.3	2	2.4	112.4
3)	Stafford, Det.	77	48	62.3	604	7.84	7	9.1	1	1.3	111.6
4)	Brees, N.O.	74	52	70.3	582	7.86	5	6.8	1	1.4	110.3
5)	Ryan, Atl.	152	108	71.1	1062	6.99	11	7.2	3	2.0	106.3
6)	Wilson, Sea.	117	76	65.0	995	8.50	6	5.1	1	0.9	105.2
7)	Bridgewater, N.O.	43	30	69.8	292	6.79	2	4.7	0	0.0	104.0
8)	Garoppolo, S.F.	95	66	69.5	629	6.62	5	5.3	1	1.1	100.7
9)	Keenum, Was.	57	38	66.7	342	6.00	3	5.3	0	0.0	100.2
10)	Rodgers, G.B.	109	70	64.2	786	7.21	7	6.4	2	1.8	99.4
11)	Prescott, Dal.	147	92	62.6	1191	8.10	6	4.1	4	2.7	90.3
12)	Allen, Car.	134	84	62.7	797	5.95	4	3.0	1	0.7	85.9
13)	*K. Murray, Ariz	117	73	62.4	804	6.87	6	5.1	4	3.4	85.6
14)	Wentz, Phi.	156	97	62.2	1093	7.01	5	3.2	4	2.6	83.1
15)	Manning, NY-G	35	23	65.7	223	6.37	1	2.9	1	2.9	81.0
16)	Goff, LA-R	145	89	61.4	995	6.86	4	2.8	6	4.1	73.8
17)	Trubisky, Chi.	125	74	59.2	743	5.94	4	3.2	4	3.2	73.5
18)	*Haskins, Was.	64	36	56.3	486	7.59	3	4.7	4	6.3	70.2
19)	*D. Jones, NY-G	127	73	57.5	715	5.63	2	1.6	3	2.4	68.8
20)	Winston, T.B.	148	82	55.4	1150	7.77	6	4.1	9	6.1	68.8
21)	Driskel, Cin.-Det.	41	19	46.3	268	6.54	2	4.9	2	4.9	63.9
22)	*Blough, Det.	47	29	61.7	243	5.17	1	2.1	3	6.4	55.5

NFC / THIRD-DOWN PASSING LEADERS

Rank	Player, Team	Att	Comp	Comp%	Yards	YPA	TD	TD%	Int	Int%	Rating
1)	Stafford, Det.	83	53	63.9	735	8.86	6	7.2	0	0.0	116.3
2)	Cousins, Min.	113	76	67.3	939	8.31	8	7.1	2	1.8	109.0
3)	Ryan, Atl.	124	72	58.1	973	7.85	9	7.3	2	1.6	100.6
4)	Wilson, Sea.	112	68	60.7	975	8.71	6	5.4	2	1.8	99.4
5)	Wentz, Phi.	141	81	57.4	877	6.22	11	7.8	1	0.7	98.9
6)	Prescott, Dal.	127	78	61.4	1049	8.26	6	4.7	2	1.6	96.9
7)	Garoppolo, S.F.	116	78	67.2	813	7.01	7	6.0	3	2.6	96.7
8)	*D. Jones, NY-G	102	64	62.7	709	6.95	8	7.8	4	3.9	93.1
9)	Rodgers, G.B.	120	66	55.0	950	7.92	4	3.3	1	0.8	88.5
10)	Goff, LA-R	126	73	57.9	1077	8.55	8	6.3	6	4.8	87.3
11)	*K. Murray, Ariz	130	77	59.2	767	5.90	5	3.8	1	0.8	85.6
12)	Trubisky, Chi.	116	66	56.9	718	6.19	5	4.3	3	2.6	78.9
13)	Winston, T.B.	136	82	60.3	959	7.05	8	5.9	9	6.6	73.7
14)	Allen, Car.	109	56	51.4	578	5.30	6	5.5	6	5.5	62.4

WEEK 15 / THROUGH MONDAY, DECEMBER 16, 2019**NFC / LEADING RUSHERS**

Rank	Player, Team	Att	Yards	Avg	Long	TD
1)	McCaffrey, Car.	265	1307	4.9	84t	14
2)	Carson, Sea.	270	1190	4.4	59	7
3)	Elliot, Dal.	270	1188	4.4	31	11
4)	Cook, Min.	250	1135	4.5	75t	13
5)	A. Jones, G.B.	188	830	4.4	42	14
6)	Peterson, Was.	183	784	4.3	29	4
7)	Gurley, LA-R	188	741	3.9	25	10
8)	Barkley, NY-G	178	722	4.1	59	4
9)	*Montgomery, Chi.	206	719	3.5	55	5
10)	*Sanders, Phi.	150	687	4.6	65t	2
11)	Kamara, N.O.	152	678	4.5	30	1
12)	Mostert, S.F.	116	662	5.7	41t	5
13)	Breida, S.F.	119	607	5.1	83t	1
14)	Drake, Mia.-Ariz	134	591	4.4	36	5
15)	Murray, N.O.	122	562	4.6	30t	5
16)	Freeman, Atl.	153	545	3.6	28	1
17)	Jones, T.B.	147	541	3.7	25	5
18)	J. Howard, Phi.	119	525	4.4	20	6
19)	*K. Murray, Ariz (QB)	85	504	5.9	35	4
20)	T. Coleman, S.F.	127	500	3.9	48t	6
21)	*Mattison, Min.	100	462	4.6	35	1
22)	Barber, T.B.	143	447	3.1	17	6
23)	J. Williams, G.B.	101	427	4.2	45	1
24)	*Pollard, Dal.	70	395	5.6	44t	2
25)	Penny, Sea.	65	370	5.7	58t	3
26)	D. Johnson, Ariz	92	342	3.7	18	2
27)	Wilson, Sea. (QB)	65	311	4.8	21	3
28)	K. Johnson, Det.	92	308	3.3	14	2
29)	Edmonds, Ariz	59	304	5.2	37t	4
30)	Scarborough, Det.	72	301	4.2	30	1
31)	Guice, Was.	42	245	5.8	60	2
32)	*D. Jones, NY-G (QB)	39	241	6.2	26	2
33)	Hill, Atl.	66	236	3.6	27	2
34)	Prescott, Dal. (QB)	48	235	4.9	42	3
35)	M. Brown, LA-R	59	230	3.9	17	4
36)	Winston, T.B. (QB)	55	229	4.2	26	1
37)	Wentz, Phi. (QB)	53	206	3.9	19	1
38)	McKissic, Det.	38	205	5.4	44	0
39)	*T. Johnson, Det.	57	188	3.3	17	0
40t)	Cohen, Chi.	58	185	3.2	13	0
40t)	Rodgers, G.B. (QB)	41	185	4.5	17	1
42)	Scott, Phi.	39	179	4.6	25	2
43)	Trubisky, Chi. (QB)	40	172	4.3	23t	2
44)	Driskel, Cin.-Det. (QB)	22	151	6.9	23	1
45t)	T. Hill, N.O. (QB)	23	141	6.1	30t	1
45t)	Ryan, Atl. (QB)	28	141	5.0	12	1
47)	*Henderson, LA-R	37	140	3.8	22	0
48)	Samuel, Car. (WR)	17	126	7.4	16	1
49)	Gallman, NY-G	29	110	3.8	22	2
50)	I. Smith, Atl.	22	106	4.8	28	1

NFC / THIRD-AND-ONE RUSHING LEADERS

Rank	Player, Team	Att	FD	Pct
1t)	Wentz, Phi.	9	9	100.0
1t)	Garoppolo, S.F.	7	7	100.0
1t)	K. Smith, Atl.	4	4	100.0
4)	Gurley, LA-R	11	10	90.9
5)	Elliot, Dal.	9	8	88.9
6t)	Cook, Min.	6	5	83.3
6t)	*K. Murray, Ariz	6	5	83.3
8t)	Carson, Sea.	20	16	80.0
8t)	Cousins, Min.	5	4	80.0
10)	Barber, T.B.	7	5	71.4
11t)	Barkley, NY-G	6	4	66.7
11t)	K. Johnson, Det.	6	4	66.7

WEEK 15 / THROUGH MONDAY, DECEMBER 16, 2019**NFC / LEADERS IN RECEPTIONS**

Rank	Player, Team	Rec	Yards	Avg	Long	TD
1)	Thomas, N.O.	133	1552	11.7	49	8
2)	McCaffrey, Car. (RB)	94	814	8.7	25t	4
3t)	Godwin, T.B.	86	1333	15.5	71t	9
3t)	Moore, Car.	86	1174	13.7	52t	4
5)	Ertz, Phi. (TE)	84	888	10.6	30	6
6t)	C. Kupp, LA-R	83	1031	12.4	66	8
6t)	Robinson, Chi.	83	1023	12.3	49	7
8)	J. Jones, Atl.	82	1150	14.0	54t	6
9t)	Lockett, Sea.	75	994	13.3	44t	7
9t)	Woods, LA-R	75	950	12.7	48	1
11t)	Kittle, S.F. (TE)	73	888	12.2	61t	4
11t)	Kamara, N.O. (RB)	73	485	6.6	41	1
13)	Cooper, Dal.	71	1073	15.1	53t	8
14t)	M. Evans, T.B.	67	1157	17.3	67t	8
14t)	Fitzgerald, Ariz	67	711	10.6	54	3
14t)	Cohen, Chi. (RB)	67	387	5.8	31	3
17t)	Ridley, Atl.	63	866	13.7	36	7
17t)	D. Adams, G.B.	63	788	12.5	58	4
19)	M. Jones, Det.	62	779	12.6	47	9
20t)	Hooper, Atl. (TE)	61	660	10.8	35	6
20t)	Kirk, Ariz	61	649	10.6	69t	3
22t)	Diggs, Min.	60	1073	17.9	66	5
22t)	Sanders, Den.-S.F.	60	783	13.1	75t	5
24)	Amendola, Det.	58	641	11.1	47t	1
25)	Witten, Dal. (TE)	57	491	8.6	33	4
26t)	Golladay, Det.	56	1052	18.8	75t	10
26t)	Gallup, Dal.	56	911	16.3	62	3
28)	Cook, Min. (RB)	53	519	9.8	31	0
29t)	*Metcalf, Sea.	52	819	15.8	54	6
29t)	Higbee, LA-R (TE)	52	546	10.5	33	2
31)	*McLaurin, Was.	51	833	16.3	75t	7
32t)	Miller, Chi.	50	649	13.0	35	2
32t)	Samuel, Car.	50	597	11.9	44	6
34t)	*Samuel, S.F.	48	669	13.9	42t	3
34t)	Olsen, Car. (TE)	48	552	11.5	41	2
34t)	Freeman, Atl. (RB)	48	321	6.7	28	3
37)	S. Shepard, NY-G	46	461	10.0	36	2
38t)	Cobb, Dal.	45	674	15.0	59	3
38t)	Goedert, Phi. (TE)	45	451	10.0	28t	4
38t)	A. Jones, G.B. (RB)	45	425	9.4	67t	3
38t)	Barkley, NY-G (RB)	45	323	7.2	65	1
42t)	*D. Slayton, NY-G	44	690	15.7	55t	8
42t)	Engram, NY-G (TE)	44	467	10.6	75t	3
42t)	Elliott, Dal. (RB)	44	381	8.7	27	1
42t)	Drake, Mia.-Ariz (RB)	44	304	6.9	26	0
46)	Jeffery, Phi.	43	490	11.4	38	4
47)	*Sanders, Phi. (RB)	42	433	10.3	45	3
48)	Agholor, Phi.	39	363	9.3	43	3
49t)	Cook, N.O. (TE)	38	577	15.2	40	6
49t)	Tate, NY-G	38	512	13.5	64t	5
49t)	Rudolph, Min. (TE)	38	360	9.5	32t	6

WEEK 15 / THROUGH MONDAY, DECEMBER 16, 2019**NFC / RECEIVING YARDAGE LEADERS**

Rank	Player, Team	Yards	Rec	Avg	Long	TD
1)	Thomas, N.O.	1552	133	11.7	49	8
2)	Godwin, T.B.	1333	86	15.5	71t	9
3)	Moore, Car.	1174	86	13.7	52t	4
4)	M. Evans, T.B.	1157	67	17.3	67t	8
5)	J. Jones, Atl.	1150	82	14.0	54t	6
6t)	Cooper, Dal.	1073	71	15.1	53t	8
6t)	Diggs, Min.	1073	60	17.9	66	5
8)	Golladay, Det.	1052	56	18.8	75t	10
9)	C. Kupp, LA-R	1031	83	12.4	66	8
10)	Robinson, Chi.	1023	83	12.3	49	7
11)	Lockett, Sea.	994	75	13.3	44t	7
12)	Woods, LA-R	950	75	12.7	48	1
13)	Gallup, Dal.	911	56	16.3	62	3
14t)	Ertz, Phi. (TE)	888	84	10.6	30	6
14t)	Kittle, S.F. (TE)	888	73	12.2	61t	4
16)	Ridley, Atl.	866	63	13.7	36	7
17)	*McLaurin, Was.	833	51	16.3	75t	7
18)	*Metcalf, Sea.	819	52	15.8	54	6
19)	McCaffrey, Car. (RB)	814	94	8.7	25t	4
20)	D. Adams, G.B.	788	63	12.5	58	4
21)	Sanders, Den.-S.F.	783	60	13.1	75t	5
22)	M. Jones, Det.	779	62	12.6	47	9
23)	Fitzgerald, Ariz	711	67	10.6	54	3
24)	*D. Slayton, NY-G	690	44	15.7	55t	8
25)	Cobb, Dal.	674	45	15.0	59	3
26)	*Samuel, S.F.	669	48	13.9	42t	3
27)	Hooper, Atl. (TE)	660	61	10.8	35	6
28t)	Kirk, Ariz	649	61	10.6	69t	3
28t)	Miller, Chi.	649	50	13.0	35	2
30)	Amendola, Det.	641	58	11.1	47t	1
31)	Samuel, Car.	597	50	11.9	44	6
32)	Cook, N.O. (TE)	577	38	15.2	40	6
33)	Olsen, Car. (TE)	552	48	11.5	41	2
34)	Higbee, LA-R (TE)	546	52	10.5	33	2
35)	Cook, Min. (RB)	519	53	9.8	31	0
36)	Tate, NY-G	512	38	13.5	64t	5
37)	Cooks, LA-R	504	35	14.4	57	1
38)	Witten, Dal. (TE)	491	57	8.6	33	4
39)	Jeffery, Phi.	490	43	11.4	38	4
40)	Kamara, N.O. (RB)	485	73	6.6	41	1
41)	Engram, NY-G (TE)	467	44	10.6	75t	3
42)	S. Shepard, NY-G	461	46	10.0	36	2
43)	Goedert, Phi. (TE)	451	45	10.0	28t	4
44)	*Sanders, Phi. (RB)	433	42	10.3	45	3
45)	Valdes-Scantling, G.B.	427	23	18.6	74t	2
46)	Gordon, N.E.-Sea.	426	27	15.8	58	1
47)	A. Jones, G.B. (RB)	425	45	9.4	67t	3
48)	Thielen, Min.	418	30	13.9	44	6
49)	Howard, T.B. (TE)	413	31	13.3	33	1
50)	Ginn, N.O.	411	29	14.2	45	2

WEEK 15 / THROUGH MONDAY, DECEMBER 16, 2019

NFC / THIRD-DOWN RECEIVING LEADERS

Rank	Player, Team	Rec	Yards	Avg	Long	TD
1)	C. Kupp, LA-R	32	501	15.7	66	5
2)	Thomas, N.O.	25	323	12.9	41	0
3t)	J. Jones, Atl.	24	336	14.0	48	1
3t)	Kittle, S.F. (TE)	24	232	9.7	30t	1
5)	Moore, Car.	23	283	12.3	52	1
6)	Godwin, T.B.	21	275	13.1	28	2
7t)	Golladay, Det.	20	362	18.1	75t	3
7t)	Robinson, Chi.	20	241	12.1	32	1
9)	Diggs, Min.	19	391	20.6	54t	2
10t)	M. Jones, Det.	18	246	13.7	33	1
10t)	Woods, LA-R	18	242	13.4	48	0
10t)	Cobb, Dal.	18	187	10.4	32	1
10t)	McCaffrey, Car. (RB)	18	156	8.7	24	1
14)	Ertz, Phi. (TE)	17	188	11.1	27	2
15t)	Amendola, Det.	16	208	13.0	46	0
15t)	Fitzgerald, Ariz	16	165	10.3	41	1
17t)	*Metcalf, Sea.	15	278	18.5	37	1
17t)	Cooper, Dal.	15	240	16.0	45t	2
17t)	Lockett, Sea.	15	192	12.8	38	1
20t)	*D. Slayton, NY-G	14	226	16.1	55t	3
20t)	D. Adams, G.B.	14	168	12.0	40	1
20t)	Jeffery, Phi.	14	131	9.4	16	2
20t)	Cohen, Chi. (RB)	14	113	8.1	24	1
20t)	McKissic, Det. (RB)	14	105	7.5	22	0
25t)	Perriman, T.B.	13	220	16.9	44	3
25t)	M. Evans, T.B.	13	190	14.6	46	2
25t)	Ridley, Atl.	13	184	14.2	36	3
28t)	Gallup, Dal.	12	250	20.8	62	0
28t)	Miller, Chi.	12	199	16.6	35	1
28t)	Thielen, Min.	12	159	13.3	30	1
28t)	S. Shepard, NY-G	12	151	12.6	26	2
28t)	Agholor, Phi.	12	113	9.4	20t	2
28t)	D. Johnson, Ariz (RB)	12	98	8.2	24t	2
28t)	Rudolph, Min. (TE)	12	78	6.5	15	3
28t)	Kamara, N.O. (RB)	12	74	6.2	15	0
36t)	Cook, N.O. (TE)	11	171	15.5	38t	2
36t)	Bourne, S.F.	11	140	12.7	30	3
36t)	Witten, Dal. (TE)	11	133	12.1	33	1
36t)	Samuel, Car.	11	92	8.4	32	3
40t)	Tate, NY-G	10	173	17.3	61t	2
40t)	Gabriel, Chi.	10	146	14.6	36t	2
40t)	*Samuel, S.F.	10	133	13.3	26	0
40t)	Hooper, Atl. (TE)	10	121	12.1	19	1
40t)	Sanders, Den.-S.F.	10	106	10.6	22	0
40t)	Kirk, Ariz	10	78	7.8	14	0
40t)	Thompson, Was. (RB)	10	72	7.2	16	0
40t)	*S. Sims, Was.	10	58	5.8	11	1
48t)	Graham, G.B. (TE)	9	149	16.6	48	0
48t)	Cook, Min. (RB)	9	74	8.2	18	0
48t)	Ogunbowale, T.B. (RB)	9	72	8.0	13	0
48t)	Olsen, Car. (TE)	9	72	8.0	15	1
48t)	Engram, NY-G (TE)	9	58	6.4	13	1
48t)	Barkley, NY-G (RB)	9	56	6.2	22	1

WEEK 15 / THROUGH MONDAY, DECEMBER 16, 2019

NFC / LEADING SCORERS, NONKICKERS

Rank	Player, Team	TD	Rush	Rec	Ret	X2	Pts
1)	McCaffrey, Car. (RB)	18	14	4	0	1	110
2)	A. Jones, G.B. (RB)	17	14	3	0	0	102
3)	Cook, Min. (RB)	13	13	0	0	0	78
4)	Gurley, LA-R (RB)	12	10	2	0	1	74
5)	Elliott, Dal. (RB)	12	11	1	0	0	72
6)	Golladay, Det. (WR)	10	0	10	0	0	60
7)	Godwin, T.B. (WR)	9	0	9	0	1	56
8t)	Carson, Sea. (RB)	9	7	2	0	0	54
8t)	M. Jones, Det. (WR)	9	0	9	0	0	54
10)	M. Evans, T.B. (WR)	8	0	8	0	1	50
11t)	Cooper, Dal. (WR)	8	0	8	0	0	48
11t)	C. Kupp, LA-R (WR)	8	0	8	0	0	48
11t)	*D. Slayton, NY-G (WR)	8	0	8	0	0	48
11t)	Thomas, N.O. (WR)	8	0	8	0	0	48
15t)	Barber, T.B. (RB)	7	6	1	0	1	44
15t)	Ridley, Atl. (WR)	7	0	7	0	1	44
17t)	T. Coleman, S.F. (RB)	7	6	1	0	0	42
17t)	J. Howard, Phi. (RB)	7	6	1	0	0	42
17t)	Lockett, Sea. (WR)	7	0	7	0	0	42
17t)	*McLaurin, Was. (WR)	7	0	7	0	0	42
17t)	Mostert, S.F. (RB)	7	5	2	0	0	42
17t)	Robinson, Chi. (WR)	7	0	7	0	0	42
17t)	Samuel, Car. (WR)	7	1	6	0	0	42
17t)	Thielen, Min. (WR)	7	1	6	0	0	42
25t)	Ertz, Phi. (TE)	6	0	6	0	1	38
25t)	Hooper, Atl. (TE)	6	0	6	0	1	38
25t)	*Metcalf, Sea. (WR)	6	0	6	0	1	38
25t)	Rudolph, Min. (TE)	6	0	6	0	1	38
29t)	Cook, N.O. (TE)	6	0	6	0	0	36
29t)	T. Hill, N.O. (QB)	6	1	5	0	0	36
29t)	D. Johnson, Ariz (RB)	6	2	4	0	0	36
29t)	J. Jones, Atl. (WR)	6	0	6	0	0	36
29t)	*Montgomery, Chi. (RB)	6	5	1	0	0	36
29t)	Murray, N.O. (RB)	6	5	1	0	0	36
29t)	J. Williams, G.B. (RB)	6	1	5	0	0	36
36t)	Bourne, S.F. (WR)	5	0	5	0	1	32
36t)	Drake, Mia.-Ariz (RB)	5	5	0	0	1	32
36t)	Sanders, Den.-S.F. (WR)	5	0	5	0	1	32
36t)	*Sanders, Phi. (RB)	5	2	3	0	1	32
40t)	Barkley, NY-G (RB)	5	4	1	0	0	30
40t)	Diggs, Min. (WR)	5	0	5	0	0	30
40t)	Edmonds, Ariz (RB)	5	4	1	0	0	30
40t)	Jeffery, Phi. (WR)	5	1	4	0	0	30
40t)	Jones, T.B. (RB)	5	5	0	0	0	30
40t)	Perriman, T.B. (WR)	5	0	5	0	0	30
40t)	Tate, NY-G (WR)	5	0	5	0	0	30
40t)	Wilson, S.F. (RB)	5	4	1	0	0	30
48t)	D. Adams, G.B. (WR)	4	0	4	0	1	26
48t)	*Samuel, S.F. (WR)	4	1	3	0	1	26
48t)	Witten, Dal. (TE)	4	0	4	0	1	26

WEEK 15 / THROUGH MONDAY, DECEMBER 16, 2019**NFC / LEADING SCORERS, KICKERS**

Rank	Player, Team	PAT	FG	Pct	Long	Pts
1)	Lutz, N.O.	37/38	31/35	.886	58	130
2)	*Gay, T.B.	39/44	25/29	.862	58	114
3)	Gonzalez, Ariz	28/29	28/31	.903	54	112
4)	Bailey, Min.	38/42	22/24	.917	50	104
5t)	Prater, Det.	31/32	23/28	.821	55	100
5t)	Zuerlein, LA-R	34/34	22/29	.759	58	100
7)	Myers, Sea.	36/40	21/26	.808	54	99
8t)	Maher, Dal.	36/36	20/30	.667	63	96
8t)	*Slye, Car.	30/34	22/29	.759	55	96
10)	Gould, S.F.	35/36	19/27	.704	47	92
11t)	Crosby, G.B.	38/38	16/17	.941	54	86
11t)	Elliot, Phi.	29/31	19/21	.905	53	86
13)	Hopkins, Was.	15/16	22/27	.815	53	81
14)	Pineiro, Chi.	26/28	18/23	.783	53	80
15)	Koo, N.E.-Atl.	11/12	17/19	.895	50	62
16)	Rosas, NY-G	28/32	11/15	.733	45	61
17)	Bryant, Atl.	14/15	9/14	.643	52	41
18)	Forbath, N.E.-Dal.	6/ 7	4/ 4	1.000	50	18

NFC / TOUCHBACKS ON KICKOFFS

Rank	Player, Team	TB
1)	Pinion, T.B.	80
2)	Lutz, N.O.	65
3)	*Slye, Car.	60
4)	Bailey, Min.	59
5t)	Myers, Sea.	56
5t)	Zuerlein, LA-R	56
7)	Elliot, Phi.	48
8)	Rosas, NY-G	42
9)	Hopkins, Was.	41
10)	*Wishnowsky, S.F.	40
11)	Crosby, G.B.	39
12)	Gonzalez, Ariz	37
13)	Maher, Dal.	36
14)	Pineiro, Chi.	21
15)	Koo, N.E.-Atl.	20
16)	Martin, Det.	14
17)	O'Donnell, Chi.	10
18)	Redfern, Atl.	9
19)	Prater, Det.	8
20)	Wile, Atl.-Det.	7
21)	Forbath, N.E.-Dal.	6
22)	Bosher, Atl.	4
23)	Hekker, LA-R	1

WEEK 15 / THROUGH MONDAY, DECEMBER 16, 2019

NFC / MOST YARDS FROM SCRIMMAGE

Rank	Player, Team	Total			Rushing			Receiving		
		Yards	Att+Rec	Avg	Yards	Att	Avg	Yards	Rec	Avg
1)	McCaffrey, Car. (RB)	2121	359	5.9	1307	265	4.9	814	94	8.7
2)	Cook, Min. (RB)	1654	303	5.5	1135	250	4.5	519	53	9.8
3)	Elliott, Dal. (RB)	1569	314	5.0	1188	270	4.4	381	44	8.7
4)	Thomas, N.O. (WR)	1543	134	11.5	-9	1	-9.0	1552	133	11.7
5)	Carson, Sea. (RB)	1436	306	4.7	1190	270	4.4	246	36	6.8
6)	Godwin, T.B. (WR)	1341	87	15.4	8	1	8.0	1333	86	15.5
7)	A. Jones, G.B. (RB)	1255	233	5.4	830	188	4.4	425	45	9.4
8)	Moore, Car. (WR)	1214	92	13.2	40	6	6.7	1174	86	13.7
9)	Kamara, N.O. (RB)	1163	225	5.2	678	152	4.5	485	73	6.6
10)	M. Evans, T.B. (WR)	1157	67	17.3	0	0	---	1157	67	17.3
11)	J. Jones, Atl. (WR)	1147	84	13.7	-3	2	-1.5	1150	82	14.0
12)	Diggs, Min. (WR)	1134	65	17.4	61	5	12.2	1073	60	17.9
13)	*Sanders, Phi. (RB)	1120	192	5.8	687	150	4.6	433	42	10.3
14)	Cooper, Dal. (WR)	1073	71	15.1	0	0	---	1073	71	15.1
15)	Golladay, Det. (WR)	1052	56	18.8	0	0	---	1052	56	18.8
16)	Woods, LA-R (WR)	1050	89	11.8	100	14	7.1	950	75	12.7
17)	Barkley, NY-G (RB)	1045	223	4.7	722	178	4.1	323	45	7.2
18)	C. Kupp, LA-R (WR)	1035	85	12.2	4	2	2.0	1031	83	12.4
19)	Robinson, Chi. (WR)	1023	83	12.3	0	0	---	1023	83	12.3
20)	Lockett, Sea. (WR)	989	79	12.5	-5	4	-1.3	994	75	13.3
21)	Gurley, LA-R (RB)	927	217	4.3	741	188	3.9	186	29	6.4
22)	Gallup, Dal. (WR)	911	56	16.3	0	0	---	911	56	16.3
23)	Peterson, Was. (RB)	907	197	4.6	784	183	4.3	123	14	8.8
24)	Kittle, S.F. (TE)	903	77	11.7	15	4	3.8	888	73	12.2
25)	*Montgomery, Chi. (RB)	902	230	3.9	719	206	3.5	183	24	7.6
26)	Ridley, Atl. (WR)	900	65	13.8	34	2	17.0	866	63	13.7
27)	Drake, Mia.-Ariz (RB)	895	178	5.0	591	134	4.4	304	44	6.9
28)	Ertz, Phi. (TE)	888	84	10.6	0	0	---	888	84	10.6
29)	Freeman, Atl. (RB)	866	201	4.3	545	153	3.6	321	48	6.7
30)	*McLaurin, Was. (WR)	833	51	16.3	0	0	---	833	51	16.3
31)	*Metcalf, Sea. (WR)	830	54	15.4	11	2	5.5	819	52	15.8
32)	Mostert, S.F. (RB)	826	129	6.4	662	116	5.7	164	13	12.6
33)	Jones, T.B. (RB)	808	173	4.7	541	147	3.7	267	26	10.3
34)	D. Adams, G.B. (WR)	788	63	12.5	0	0	---	788	63	12.5
35)	Sanders, Den.-S.F. (WR)	783	60	13.1	0	0	---	783	60	13.1
36)	M. Jones, Det. (WR)	779	64	12.2	0	2	0.0	779	62	12.6
37)	Murray, N.O. (RB)	772	153	5.0	562	122	4.6	210	31	6.8
38)	*Samuel, S.F. (WR)	767	57	13.5	98	9	10.9	669	48	13.9
39t)	Breida, S.F. (RB)	727	138	5.3	607	119	5.1	120	19	6.3
39t)	Kirk, Ariz (WR)	727	68	10.7	78	7	11.1	649	61	10.6
41)	Samuel, Car. (WR)	723	67	10.8	126	17	7.4	597	50	11.9
42)	Fitzgerald, Ariz (WR)	711	67	10.6	0	0	---	711	67	10.6
43)	D. Johnson, Ariz (RB)	708	127	5.6	342	92	3.7	366	35	10.5
44)	*D. Slayton, NY-G (WR)	690	44	15.7	0	0	---	690	44	15.7
45)	Cobb, Dal. (WR)	685	48	14.3	11	3	3.7	674	45	15.0
46)	T. Coleman, S.F. (RB)	673	147	4.6	500	127	3.9	173	20	8.7
47)	J. Williams, G.B. (RB)	661	138	4.8	427	101	4.2	234	37	6.3
48)	Hooper, Atl. (TE)	660	61	10.8	0	0	---	660	61	10.8
49)	Miller, Chi. (WR)	648	51	12.7	-1	1	-1.0	649	50	13.0
50)	Amendola, Det. (WR)	641	58	11.1	0	0	---	641	58	11.1

WEEK 15 / THROUGH MONDAY, DECEMBER 16, 2019**NFC / LEADERS IN FIRST DOWNS**

Rank	Player, Team	Rush	Rec	Tot
1)	McCaffrey, Car. (RB)	50	49	99
2)	Elliott, Dal. (RB)	69	19	88
3)	Cook, Min. (RB)	60	26	86
4)	Carson, Sea. (RB)	73	9	82
5)	Thomas, N.O. (WR)	0	78	78
6)	Moore, Car. (WR)	3	63	66
7t)	Godwin, T.B. (WR)	0	63	63
7t)	J. Jones, Atl. (WR)	0	63	63
9)	A. Jones, G.B. (RB)	44	16	60
10t)	M. Evans, T.B. (WR)	0	54	54
10t)	Robinson, Chi. (WR)	0	54	54
12)	Gurley, LA-R (RB)	45	7	52
13t)	Drake, Mia.-Ariz (RB)	37	14	51
13t)	Kamara, N.O. (RB)	26	25	51
15t)	Cooper, Dal. (WR)	0	50	50
15t)	Woods, LA-R (WR)	5	45	50
17)	Ridley, Atl. (WR)	2	47	49
18t)	Ertz, Phi. (TE)	0	48	48
18t)	Lockett, Sea. (WR)	0	48	48
20)	Barkley, NY-G (RB)	36	11	47
21)	*Montgomery, Chi. (RB)	39	7	46
22)	Golladay, Det. (WR)	0	45	45
23t)	Kittle, S.F. (TE)	1	43	44
23t)	C. Kupp, LA-R (WR)	0	44	44
25t)	D. Adams, G.B. (WR)	0	43	43
25t)	Peterson, Was. (RB)	36	7	43
27t)	Gallup, Dal. (WR)	0	42	42
27t)	Murray, N.O. (RB)	34	8	42
29t)	Diggs, Min. (WR)	3	38	41
29t)	M. Jones, Det. (WR)	0	41	41
29t)	Samuel, Car. (WR)	7	34	41
32t)	*McLaurin, Was. (WR)	0	40	40
32t)	*Sanders, Phi. (RB)	24	16	40
34)	Jones, T.B. (RB)	27	11	38
35t)	Jeffery, Phi. (WR)	1	36	37
35t)	D. Johnson, Ariz (RB)	20	17	37
35t)	Sanders, Den.-S.F. (WR)	0	37	37
38t)	Fitzgerald, Ariz (WR)	0	36	36
38t)	Freeman, Atl. (RB)	25	11	36
40t)	Amendola, Det. (WR)	0	35	35
40t)	Hooper, Atl. (TE)	0	35	35
40t)	J. Williams, G.B. (RB)	21	14	35
43)	Miller, Chi. (WR)	0	34	34
44t)	Cobb, Dal. (WR)	0	33	33
44t)	T. Coleman, S.F. (RB)	24	9	33
44t)	*Metcalf, Sea. (WR)	0	33	33
44t)	Olsen, Car. (TE)	0	33	33
48t)	Kirk, Ariz (WR)	3	29	32
48t)	Mostert, S.F. (RB)	26	6	32
50t)	J. Howard, Phi. (RB)	28	3	31
50t)	*D. Slayton, NY-G (WR)	0	31	31

WEEK 15 / THROUGH MONDAY, DECEMBER 16, 2019**NFC / LEADING PUNTERS**

Rank	Player, Team	No	Yards	Lg	Avg	TB	Blk	Dwn	OB	Opp Ret	In	Net
1)	Way, Was.	70	3456	79	49.4	3	0	11	4	34	342	26 43.6
2)	Hekker, LA-R	56	2706	71	48.3	4	1	9	10	23	190	16 42.7
3)	Lee, Ariz	52	2505	64	48.2	4	1	5	4	27	237	17 41.3
4)	Johnston, Phi.	60	2826	61	47.1	4	0	7	5	27	175	24 42.9
5)	Dixon, NY-G	60	2786	62	46.4	2	1	15	8	22	133	24 42.8
6)	Morstead, N.O.	49	2243	64	45.8	1	0	5	6	19	125	25 42.8
7)	Palardy, Car.	65	2946	58	45.3	2	0	7	6	35	273	21 40.5
8)	M. Dickson, Sea.	64	2878	63	45.0	5	0	7	8	27	167	32 40.8
9)	*Wishnowsky, S.F.	45	2020	65	44.9	2	0	8	5	20	114	19 41.5
10)	Martin, Det.	64	2867	62	44.8	5	0	12	4	25	91	29 41.8
11)	Colquitt, Min.	53	2373	59	44.8	0	0	9	5	19	132	22 42.3
12)	O'Donnell, Chi.	75	3336	75	44.5	2	1	11	4	32	229	23 40.4
13)	Scott, G.B.	67	2931	66	43.7	3	0	8	12	24	199	25 39.9
14)	Pinion, T.B.	52	2263	63	43.5	3	0	8	1	22	209	18 38.3
15)	C. Jones, Dal.	42	1780	58	42.4	1	1	8	2	17	153	17 37.4

NFC / LEADING PUNTERS, NET AVERAGE

Rank	Player, Team	No	Yards	Lg	Avg	TB	Blk	Dwn	OB	Opp Ret	In	Net
1)	Way, Was.	70	3456	79	49.4	3	0	11	4	34	342	26 43.6
2)	Johnston, Phi.	60	2826	61	47.1	4	0	7	5	27	175	24 42.9
3)	Dixon, NY-G	60	2786	62	46.4	2	1	15	8	22	133	24 42.8
4)	Morstead, N.O.	49	2243	64	45.8	1	0	5	6	19	125	25 42.8
5)	Hekker, LA-R	56	2706	71	48.3	4	1	9	10	23	190	16 42.7
6)	Colquitt, Min.	53	2373	59	44.8	0	0	9	5	19	132	22 42.3
7)	Martin, Det.	64	2867	62	44.8	5	0	12	4	25	91	29 41.8
8)	*Wishnowsky, S.F.	45	2020	65	44.9	2	0	8	5	20	114	19 41.5
9)	Lee, Ariz	52	2505	64	48.2	4	1	5	4	27	237	17 41.3
10)	M. Dickson, Sea.	64	2878	63	45.0	5	0	7	8	27	167	32 40.8
11)	Palardy, Car.	65	2946	58	45.3	2	0	7	6	35	273	21 40.5
12)	O'Donnell, Chi.	75	3336	75	44.5	2	1	11	4	32	229	23 40.4
13)	Scott, G.B.	67	2931	66	43.7	3	0	8	12	24	199	25 39.9
14)	Pinion, T.B.	52	2263	63	43.5	3	0	8	1	22	209	18 38.3
15)	C. Jones, Dal.	42	1780	58	42.4	1	1	8	2	17	153	17 37.4

NFC / PUNT RETURN LEADERS

Rank	Player, Team	Ret	FC	Yards	Avg	Long	TD
1)	*Harris, N.O.	30	10	298	9.9	53t	1
2)	Cohen, Chi.	31	19	284	9.2	71	0
3)	James, S.F.	31	10	258	8.3	32	0
4)	Barner, Atl.	30	1	244	8.1	78t	1
5)	Natson, LA-R	19	20	149	7.8	35	0

NFC / KICKOFF RETURN LEADERS

Rank	Player, Team	Ret	Yards	Avg	Long	TD
1)	Patterson, Chi.	27	799	29.6	102t	1
2)	*S. Sims, Was.	30	774	25.8	91t	1
3)	*Harris, N.O.	20	494	24.7	51	0
4)	Latimer, NY-G	19	445	23.4	50	0
5)	Cooper, Cin.-Ariz	18	403	22.4	39	0
6)	James, S.F.	18	347	19.3	27	0

WEEK 15 / THROUGH MONDAY, DECEMBER 16, 2019

NFC / LEADERS IN INTERCEPTIONS

Rank	Player, Team	Int	Yards	Avg	Long	TD
1)	Harris, Min.	5	32	6.4	20t	1
2t)	Jenkins, NY-G	4	84	21.0	62	0
2t)	M. Williams, N.O.	4	56	14.0	55t	1
2t)	Trufant, Atl.	4	26	6.5	16	0
2t)	King, G.B.	4	15	3.8	15	0
2t)	Dunbar, Was.	4	6	1.5	6	0
7t)	Diggs, Det.-Sea.	3	99	33.0	55t	1
7t)	*Murphy-Bunting, T.B.	3	88	29.3	70t	1
7t)	Sherman, S.F.	3	65	21.7	31t	1
7t)	Hicks, Ariz	3	64	21.3	48	0
7t)	Kazee, Atl.	3	53	17.7	22	0
7t)	Fuller, Chi.	3	37	12.3	29	0
7t)	Sendejo, Phi.-Min.	3	36	12.0	21	0
7t)	D. Jackson, Car.	3	25	8.3	25	0
7t)	Boston, Car.	3	20	6.7	20	0
7t)	Moreau, Was.	3	16	5.3	10	0
7t)	H. Smith, Min.	3	13	4.3	13	0
7t)	K. Wright, Sea.	3	10	3.3	11	0
7t)	Bradberry, Car.	3	0	0.0	0	0
7t)	Flowers, Sea.	3	0	0.0	0	0
21t)	Clinton-Dix, Chi.	2	96	48.0	59	1
21t)	Cockrell, Car.	2	70	35.0	37	0
21t)	K. Williams, S.F.	2	53	26.5	49	0
21t)	Gerry, Phi.	2	51	25.5	51t	1
21t)	X. Woods, Dal.	2	38	19.0	29	0
21t)	Alexander, G.B.	2	37	18.5	37	0
21t)	*Savage, G.B.	2	37	18.5	28	0
21t)	Littleton, LA-R	2	32	16.0	26	0
21t)	McLeod, Phi.	2	30	15.0	23	0
21t)	Darby, Phi.	2	29	14.5	16	0
21t)	Kuechly, Car.	2	26	13.0	25	0
21t)	Nicholson, Was.	2	23	11.5	23	0
21t)	Lewis, Dal.	2	20	10.0	20	0
21t)	Slay, Det.	2	19	9.5	19	0
21t)	*Connelly, NY-G	2	18	9.0	13	0
21t)	T. Thompson, Sea.	2	18	9.0	18	0
21t)	Amos, G.B.	2	12	6.0	9	0
21t)	Hill, LA-R	2	6	3.0	6	0
21t)	Johnson, LA-R	2	0	0.0	0	0
21t)	McDougald, Sea.	2	0	0.0	0	0
21t)	P. Peterson, Ariz	2	0	0.0	0	0
21t)	Tr. Williams, G.B.	2	-4	-2.0	0	0
21t)	Campbell, Atl.	2	-5	-2.5	0	0

WEEK 15 / THROUGH MONDAY, DECEMBER 16, 2019**NFC / LEADERS IN SACKS**

Rank	Player, Team	Sacks
1)	Barrett, T.B. (LB)	16.5
2)	Cha. Jones, Ariz (LB)	15.0
3t)	Hunter, Min. (DE)	13.5
3t)	Jordan, N.O. (DE)	13.5
5)	P. Smith, G.B. (LB)	11.5
6)	Donald, LA-R (DT)	11.0
7t)	Armstead, S.F. (DE)	10.0
7t)	Z. Smith, G.B. (LB)	10.0
9t)	Addison, Car. (LB)	9.5
9t)	Quinn, Dal. (DE)	9.5
11t)	*Bosa, S.F. (DE)	9.0
11t)	Fowler, LA-R (LB)	9.0
11t)	M. Golden, NY-G (LB)	9.0
14)	Ioannidis, Was. (DE)	8.5
15t)	Griffen, Min. (DE)	8.0
15t)	Matthews, LA-R (LB)	8.0
17t)	B. Graham, Phi. (DE)	7.5
17t)	Mack, Chi. (LB)	7.5
19t)	Beasley, Atl. (DE)	7.0
19t)	Flowers, Det. (DE)	7.0
19t)	Kennard, Det. (LB)	7.0
22t)	Bennett, N.E.-Dal. (DE)	6.5
22t)	Buckner, S.F. (DT)	6.5
22t)	Ford, S.F. (DE)	6.5
22t)	Irvin, Car. (LB)	6.5
26t)	Butler, Car. (DT)	6.0
26t)	Davenport, N.O. (DE)	6.0
26t)	N. Williams, Chi. (DT)	6.0
29t)	*Burns, Car. (LB)	5.5
29t)	Jarrett, Atl. (DT)	5.5
29t)	Kerrigan, Was. (LB)	5.5
32t)	Allen, Was. (DE)	5.0
32t)	Clark, G.B. (NT)	5.0
32t)	Lawrence, Dal. (DE)	5.0
32t)	McCoy, Car. (DT)	5.0
32t)	Nassib, T.B. (LB)	5.0
32t)	I. Odenigbo, Min. (DE)	5.0
32t)	*Sweat, Was. (LB)	5.0
39t)	Barnett, Phi. (DE)	4.5
39t)	Hendrickson, N.O. (DE)	4.5
39t)	*Ximines, NY-G (LB)	4.5
42t)	Anderson, Was. (LB)	4.0
42t)	Clayborn, Atl. (DE)	4.0
42t)	M. Collins, Dal. (DT)	4.0
42t)	Curry, Phi. (DE)	4.0
42t)	Green, Sea. (DE)	4.0
42t)	Lewis, Dal. (DB)	4.0
42t)	Poe, Car. (DT)	4.0
42t)	Reid, Car. (DB)	4.0
50t)	Carter, NY-G (LB)	3.5
50t)	Cox, Phi. (DT)	3.5
50t)	Ebukam, LA-R (LB)	3.5
50t)	J. Johnson, Min. (DT)	3.5
50t)	McKinley, Atl. (DE)	3.5
50t)	Pierre-Paul, T.B. (LB)	3.5
50t)	D. Tomlinson, NY-G (DE)	3.5

WEEK 15 / THROUGH MONDAY, DECEMBER 16, 2019**NFC / FUMBLE RECOVERIES**

Rank	Player, Team	TotRec	OffRec	DefRec
1)	Wentz, Phi.	7	7	0
2)	Bell, N.O.	5	0	5
3t)	Buckner, S.F.	4	0	4
3t)	Cousins, Min.	4	4	0
3t)	Jensen, T.B.	4	4	0
3t)	Suh, T.B.	4	0	4
7t)	Allen, Car.	3	3	0
7t)	Cha. Jones, Ariz	3	0	3
7t)	T. Jones, NY-G	3	3	0
7t)	Littleton, LA-R	3	0	3
7t)	*K. Murray, Ariz	3	3	0
7t)	Peterson, Was.	3	3	0
7t)	Winston, T.B.	3	3	0
14t)	Anderson, Was.	2	0	2
14t)	Ansah, Sea.	2	0	2
14t)	Barkley, NY-G	2	2	0
14t)	Barner, Atl.	2	2	0
14t)	Bethea, NY-G	2	0	2
14t)	*Bosa, S.F.	2	0	2
14t)	Clinton-Dix, Chi.	2	0	2
14t)	Clowney, Sea.	2	0	2
14t)	T. Coleman, S.F.	2	2	0
14t)	B. Graham, Phi.	2	0	2
14t)	*Haskins, Was.	2	2	0
14t)	Hughes, Min.	2	2	0
14t)	Ifedi, Sea.	2	2	0
14t)	D. Jackson, Car.	2	1	1
14t)	*D. Jones, NY-G	2	2	0
14t)	Kennard, Det.	2	0	2
14t)	Lawrence, Dal.	2	0	2
14t)	Mostert, S.F.	2	1	1
14t)	Nicholson, Was.	2	0	2
14t)	Prescott, Dal.	2	2	0
14t)	Reid, Car.	2	0	2
14t)	Robinson, Det.	2	0	2
14t)	Ryan, Atl.	2	2	0
14t)	Smallwood, Was.	2	1	1
14t)	H. Smith, Min.	2	0	2
14t)	Tartt, S.F.	2	0	2
14t)	Trubisky, Chi.	2	2	0
14t)	Van Roten, Car.	2	2	0
14t)	*White, T.B.	2	0	2
14t)	N. Williams, Chi.	2	0	2
14t)	Tr. Williams, G.B.	2	0	2
14t)	B. Wilson, T.B.-Car.	2	2	0
14t)	Wilson, Sea.	2	2	0
14t)	Wilson, Det.	2	0	2
14t)	Woods, Sea.	2	0	2

WEEK 15 / THROUGH MONDAY, DECEMBER 16, 2019**NFC / OFFENSIVE FUMBLE RECOVERIES**

Rank	Player, Team	Ret	Yards	Avg	Long	TD
1)	Wentz, Phi.	7	0	0.0	0	0
2t)	Cousins, Min.	4	0	0.0	0	0
2t)	Jensen, T.B.	4	0	0.0	0	0
4t)	Allen, Car.	3	0	0.0	0	0
4t)	T. Jones, NY-G	3	0	0.0	0	0
4t)	*K. Murray, Ariz	3	0	0.0	0	0
4t)	Peterson, Was.	3	0	0.0	0	0
4t)	Winston, T.B.	3	0	0.0	0	0
9t)	Trubisky, Chi.	2	5	2.5	5	0
9t)	Barkley, NY-G	2	0	0.0	0	0
9t)	Barner, Atl.	2	0	0.0	0	0
9t)	T. Coleman, S.F.	2	0	0.0	0	0
9t)	*Haskins, Was.	2	0	0.0	0	0
9t)	Hughes, Min.	2	0	0.0	0	0
9t)	*D. Jones, NY-G	2	0	0.0	0	0
9t)	Prescott, Dal.	2	0	0.0	0	0
9t)	Ryan, Atl.	2	0	0.0	0	0
9t)	Van Roten, Car.	2	0	0.0	0	0
9t)	B. Wilson, T.B.-Car.	2	0	0.0	0	0
9t)	Wilson, Sea.	2	0	0.0	0	0
9t)	Ifedi, Sea.	2	-11	-5.5	0	0

NFC / DEFENSIVE FUMBLE RECOVERIES

Rank	Player, Team	Ret	Yards	Avg	Long	TD
1)	Bell, N.O.	5	38	7.6	33t	1
2t)	Suh, T.B.	4	43	10.8	37t	2
2t)	Buckner, S.F.	4	12	3.0	12t	1
4t)	Littleton, LA-R	3	16	5.3	10	0
4t)	Cha. Jones, Ariz	3	0	0.0	0	0
6t)	*White, T.B.	2	23	11.5	14t	1
6t)	Wilson, Det.	2	14	7.0	14	0
6t)	Kennard, Det.	2	13	6.5	13t	1
6t)	Clowney, Sea.	2	10	5.0	10t	1
6t)	*Bosa, S.F.	2	6	3.0	6	0
6t)	Ansah, Sea.	2	5	2.5	3	0
6t)	Woods, Sea.	2	5	2.5	5	0
6t)	B. Graham, Phi.	2	4	2.0	4	0
6t)	N. Williams, Chi.	2	4	2.0	4	0
6t)	Robinson, Det.	2	3	1.5	3	0
6t)	Clinton-Dix, Chi.	2	1	0.5	1	0
6t)	Anderson, Was.	2	0	0.0	0	0
6t)	Bethea, NY-G	2	0	0.0	0	0
6t)	Lawrence, Dal.	2	0	0.0	0	0
6t)	Nicholson, Was.	2	0	0.0	0	0
6t)	Reid, Car.	2	0	0.0	0	0
6t)	H. Smith, Min.	2	0	0.0	0	0
6t)	Tartt, S.F.	2	0	0.0	0	0
6t)	Tr. Williams, G.B.	2	0	0.0	0	0

WEEK 15 / THROUGH MONDAY, DECEMBER 16, 2019

NFL / LEADING PASSERS

Player, Team	Att	Comp	Pct Comp	Yds	Avg Gain	TD	Pct TD	Long	Int	Pct Int	Rating Points
Brees, N.O.	310	235	75.8	2447	7.89	21	6.8	49	4	1.3	115.3
Tannehill, Ten.	239	171	71.5	2272	9.51	17	7.1	91t	6	2.5	114.6
L. Jackson, Bal.	370	245	66.2	2889	7.81	33	8.9	83t	6	1.6	112.8
Cousins, Min.	413	291	70.5	3481	8.43	25	6.1	66	5	1.2	111.1
Wilson, Sea.	445	300	67.4	3708	8.33	28	6.3	60t	5	1.1	109.3
Mahomes, K.C.	426	280	65.7	3606	8.46	23	5.4	83t	4	0.9	106.2
Stafford, Det.	291	187	64.3	2499	8.59	19	6.5	66	5	1.7	106.0
Garoppolo, S.F.	427	295	69.1	3445	8.07	26	6.1	75t	11	2.6	102.8
Watson, Hou.	463	314	67.8	3668	7.92	26	5.6	54	11	2.4	100.4
Rodgers, G.B.	474	300	63.3	3463	7.31	24	5.1	74t	2	0.4	100.4
Carr, Oak.	437	306	70.0	3372	7.72	19	4.3	65t	8	1.8	99.5
Prescott, Dal.	519	340	65.5	4334	8.35	26	5.0	62	11	2.1	99.3
Ryan, Atl.	520	346	66.5	3769	7.25	24	4.6	93t	12	2.3	93.5
Wentz, Phi.	527	334	63.4	3431	6.51	25	4.7	53t	7	1.3	92.3
*Minshew, Jac.	400	245	61.3	2795	6.99	17	4.3	70t	5	1.3	91.2
Brissett, Ind.	395	246	62.3	2661	6.74	18	4.6	50	6	1.5	90.9
Rivers, LA-C	506	332	65.6	4055	8.01	21	4.2	84t	18	3.6	89.2
Winston, T.B.	554	342	61.7	4573	8.25	30	5.4	71t	24	4.3	87.9
*K. Murray, Ariz	482	312	64.7	3279	6.80	17	3.5	88t	10	2.1	87.5
Brady, N.E.	551	331	60.1	3565	6.47	21	3.8	59	7	1.3	86.5
Flacco, Den.	262	171	65.3	1822	6.95	6	2.3	70t	5	1.9	85.1
Goff, LA-R	535	338	63.2	3996	7.47	17	3.2	66	15	2.8	84.8
Allen, Buf.	430	255	59.3	2876	6.69	18	4.2	51	9	2.1	84.6
Darnold, NY-J	379	234	61.7	2642	6.97	17	4.5	92t	12	3.2	84.3
Trubisky, Chi.	445	282	63.4	2774	6.23	17	3.8	53	10	2.2	84.2
*D. Jones, NY-G	370	228	61.6	2374	6.42	18	4.9	75t	11	3.0	84.0
R. Fitzpatrick, Mia.	409	252	61.6	2790	6.82	15	3.7	50	12	2.9	81.9
Allen, Car.	448	278	62.1	3027	6.76	17	3.8	52t	15	3.3	80.6
Rudolph, Pit.	263	162	61.6	1636	6.22	12	4.6	76t	9	3.4	80.3
Mayfield, Cle.	474	285	60.1	3356	7.08	17	3.6	89t	17	3.6	78.7
Dalton, Cin.	444	265	59.7	2908	6.55	11	2.5	66t	13	2.9	75.2

NFL / LEADING PASSERS, RANKS

Player, Team	Att	Comp	Pct Comp	Yds	Avg Gain	TD	Pct TD	Long	Int	Pct Int	Rating Points
Brees, N.O.	27	25	1	27	11	12t	3		2t	7	1
Tannehill, Ten.	31	29t	2	29	1	20t	2		9t	20	2
L. Jackson, Bal.	25t	23t	9	19	12	1	1		9t	10	3
Cousins, Min.	20	14	3	10	4	7t	7		4t	4	4
Wilson, Sea.	13t	11t	7	6	6	3	5		4t	3	5
Mahomes, K.C.	19	17	10	8	3	11	10		2t	2	6
Stafford, Det.	28	28	15	26	2	15t	4		4t	11	7
Garoppolo, S.F.	18	13	5	12	8	4t	6		19t	21	8
Watson, Hou.	11	8	6	7	10	4t	8		19t	19	9
Rodgers, G.B.	9t	11t	18	11	15	9t	11		1	1	10
Carr, Oak.	16	10	4	14	13	15t	19		14	12	11
Prescott, Dal.	6	3	12	2	5	4t	12		19t	16	12
Ryan, Atl.	5	1	8	5	16	9t	15		23t	18	13
Wentz, Phi.	4	5	16	13	27	7t	14		12t	8	14
*Minshew, Jac.	22	23t	27	21	18	20t	20		4t	5	15
Brissett, Ind.	23	22	20	24	24	17t	17		9t	9	16
Rivers, LA-C	7	6	11	3	9	12t	22		30	29	17
Winston, T.B.	1	2	23	1	7	2	9		31	31	18
*K. Murray, Ariz	8	9	14	16	22	20t	28		17t	14	19
Brady, N.E.	2	7	29	9	28	12t	24		12t	6	20
Flacco, Den.	30	29t	13	30	20	34t	31		4t	13	21
Goff, LA-R	3	4	19	4	14	20t	29		27t	22	22
Allen, Buf.	17	20	31	20	25	17t	21		15t	15	23
Darnold, NY-J	24	26	22	25	19	20t	18		23t	26	24
Trubisky, Chi.	13t	16	17	23	30	20t	23		17t	17	25
*D. Jones, NY-G	25t	27	24	28	29	17t	13		19t	25	26
R. Fitzpatrick, Mia.	21	21	25	22	21	28	26		23t	24	27
Allen, Car.	12	18	21	17	23	20t	25		27t	27	28
Rudolph, Pit.	29	31	26	31	31	29	16		15t	28	29
Mayfield, Cle.	9t	15	28	15	17	20t	27		29	30	30
Dalton, Cin.	15	19	30	18	26	30	30		26	23	31

WEEK 15 / THROUGH MONDAY, DECEMBER 16, 2019**NFL / FOURTH-QUARTER PASSING LEADERS**

Rank	Player, Team	Att	Comp	Comp%	Yards	YPA	TD	TD%	Int	Int%	Rating
1)	Schaub, Atl.	37	29	78.4	314	8.49	3	8.1	0	0.0	129.1
2)	Tannehill, Ten.	87	66	75.9	794	9.13	8	9.2	2	2.3	124.4
3)	Allen, Buf.	91	54	59.3	725	7.97	8	8.8	0	0.0	114.0
4)	Cousins, Min.	82	56	68.3	771	9.40	6	7.3	2	2.4	112.4
5)	Stafford, Det.	77	48	62.3	604	7.84	7	9.1	1	1.3	111.6
6)	Brees, N.O.	74	52	70.3	582	7.86	5	6.8	1	1.4	110.3
7)	Ryan, Atl.	152	108	71.1	1062	6.99	11	7.2	3	2.0	106.3
8)	Watson, Hou.	111	76	68.5	920	8.29	9	8.1	4	3.6	105.7
9)	Mariota, Ten.	35	23	65.7	247	7.06	2	5.7	0	0.0	105.3
10)	Wilson, Sea.	117	76	65.0	995	8.50	6	5.1	1	0.9	105.2
11)	Bridgewater, N.O.	43	30	69.8	292	6.79	2	4.7	0	0.0	104.0
12)	L. Jackson, Bal.	88	55	62.5	652	7.41	7	8.0	2	2.3	102.1
13)	Carr, Oak.	110	79	71.8	837	7.61	4	3.6	1	0.9	102.0
14)	Garoppolo, S.F.	95	66	69.5	629	6.62	5	5.3	1	1.1	100.7
15)	Keenum, Was.	57	38	66.7	342	6.00	3	5.3	0	0.0	100.2
16)	Rodgers, G.B.	109	70	64.2	786	7.21	7	6.4	2	1.8	99.4
17)	Prescott, Dal.	147	92	62.6	1191	8.10	6	4.1	4	2.7	90.3
18)	Flacco, Den.	77	50	64.9	468	6.08	3	3.9	1	1.3	89.1
19)	Brady, N.E.	108	66	61.1	656	6.07	4	3.7	1	0.9	86.8
20)	Allen, Car.	134	84	62.7	797	5.95	4	3.0	1	0.7	85.9
21)	*K. Murray, Ariz	117	73	62.4	804	6.87	6	5.1	4	3.4	85.6
22)	*Minshew, Jac.	148	86	58.1	936	6.32	8	5.4	4	2.7	83.6
23)	Wentz, Phi.	156	97	62.2	1093	7.01	5	3.2	4	2.6	83.1
24)	Mahomes, K.C.	69	38	55.1	512	7.42	2	2.9	1	1.4	82.5
25)	R. Fitzpatrick, Mia.	132	88	66.7	947	7.17	3	2.3	4	3.0	82.5
26)	Manning, NY-G	35	23	65.7	223	6.37	1	2.9	1	2.9	81.0
27)	Rudolph, Pit.	54	31	57.4	322	5.96	3	5.6	2	3.7	77.9
28)	Brissett, Ind.	101	58	57.4	627	6.21	4	4.0	3	3.0	76.6
29)	Darnold, NY-J	109	59	54.1	710	6.51	3	2.8	2	1.8	75.9
30)	Goff, LA-R	145	89	61.4	995	6.86	4	2.8	6	4.1	73.8
31)	Trubisky, Chi.	125	74	59.2	743	5.94	4	3.2	4	3.2	73.5
32)	Rivers, LA-C	152	92	60.5	1078	7.09	6	3.9	8	5.3	73.3
33)	*Haskins, Was.	64	36	56.3	486	7.59	3	4.7	4	6.3	70.2
34)	*D. Jones, NY-G	127	73	57.5	715	5.63	2	1.6	3	2.4	68.8
35)	Winston, T.B.	148	82	55.4	1150	7.77	6	4.1	9	6.1	68.8
36)	Dalton, Cin.	153	87	56.9	983	6.42	4	2.6	6	3.9	68.6
37)	Driskel, Cin.-Det.	41	19	46.3	268	6.54	2	4.9	2	4.9	63.9
38)	Mayfield, Cle.	118	66	55.9	768	6.51	4	3.4	7	5.9	62.4
39)	*Blough, Det.	47	29	61.7	243	5.17	1	2.1	3	6.4	55.5
40)	*Hodges, Pit.	43	26	60.5	219	5.09	0	0.0	4	9.3	34.9
41)	Rosen, Mia.	41	17	41.5	151	3.68	0	0.0	3	7.3	21.5

NFL / THIRD-DOWN PASSING LEADERS

Rank	Player, Team	Att	Comp	Comp%	Yards	YPA	TD	TD%	Int	Int%	Rating
1)	Carr, Oak.	123	82	66.7	1107	9.00	13	10.6	1	0.8	127.0
2)	Stafford, Det.	83	53	63.9	735	8.86	6	7.2	0	0.0	116.3
3)	L. Jackson, Bal.	89	54	60.7	689	7.74	9	10.1	1	1.1	113.9
4)	Mahomes, K.C.	100	61	61.0	905	9.05	8	8.0	1	1.0	113.1
5)	Cousins, Min.	113	76	67.3	939	8.31	8	7.1	2	1.8	109.0
6)	Watson, Hou.	115	79	68.7	942	8.19	7	6.1	2	1.7	106.5
7)	Ryan, Atl.	124	72	58.1	973	7.85	9	7.3	2	1.6	100.6
8)	Wilson, Sea.	112	68	60.7	975	8.71	6	5.4	2	1.8	99.4
9)	Wentz, Phi.	141	81	57.4	877	6.22	11	7.8	1	0.7	98.9
10)	Allen, Buf.	114	67	58.8	828	7.26	8	7.0	2	1.8	97.4
11)	Prescott, Dal.	127	78	61.4	1049	8.26	6	4.7	2	1.6	96.9
12)	Garoppolo, S.F.	116	78	67.2	813	7.01	7	6.0	3	2.6	96.7
13)	*D. Jones, NY-G	102	64	62.7	709	6.95	8	7.8	4	3.9	93.1
14)	Brissett, Ind.	118	71	60.2	867	7.35	6	5.1	2	1.7	92.7
15)	Rodgers, G.B.	120	66	55.0	950	7.92	4	3.3	1	0.8	88.5
16)	Goff, LA-R	126	73	57.9	1077	8.55	8	6.3	6	4.8	87.3
17)	*K. Murray, Ariz	130	77	59.2	767	5.90	5	3.8	1	0.8	85.6
18)	*Minshew, Jac.	107	57	53.3	738	6.90	6	5.6	3	2.8	82.2
19)	Rudolph, Pit.	71	39	54.9	541	7.62	4	5.6	3	4.2	80.8
20)	Rivers, LA-C	124	72	58.1	959	7.73	8	6.5	7	5.6	80.7
21)	Trubisky, Chi.	116	66	56.9	718	6.19	5	4.3	3	2.6	78.9
22)	Brady, N.E.	142	73	51.4	899	6.33	8	5.6	4	2.8	78.3
23)	Darnold, NY-J	108	59	54.6	718	6.65	7	6.5	5	4.6	77.6
24)	Mayfield, Cle.	123	68	55.3	762	6.20	6	4.9	4	3.3	76.7
25)	Winston, T.B.	136	82	60.3	959	7.05	8	5.9	9	6.6	73.7
26)	R. Fitzpatrick, Mia.	92	49	53.3	703	7.64	2	2.2	5	5.4	62.9
27)	Allen, Car.	109	56	51.4	578	5.30	6	5.5	6	5.5	62.4
28)	Flacco, Den.	73	42	57.5	406	5.56	0	0.0	2	2.7	61.8
29)	Dalton, Cin.	120	63	52.5	685	5.71	1	0.8	4	3.3	58.5

WEEK 15 / THROUGH MONDAY, DECEMBER 16, 2019

NFL / LEADING RUSHERS

Rank	Player, Team	Att	Yards	Avg	Long	TD
1)	Chubb, Cle.	270	1408	5.2	88t	8
2)	Henry, Ten.	271	1329	4.9	74t	13
3)	McCaffrey, Car.	265	1307	4.9	84t	14
4)	Carson, Sea.	270	1190	4.4	59	7
5)	Elliott, Dal.	270	1188	4.4	31	11
6)	*Jacobs, Oak.	242	1150	4.8	51	7
7)	Cook, Min.	250	1135	4.5	75t	13
8)	L. Jackson, Bal. (QB)	159	1103	6.9	47t	7
9)	Fournette, Jac.	250	1081	4.3	81	3
10)	Hyde, Hou.	224	1030	4.6	58	5
11)	Ingram, Bal.	194	963	5.0	53	10
12)	Mixon, Cin.	231	925	4.0	30	3
13)	Mack, Ind.	216	919	4.3	63t	5
14)	Lindsay, Den.	187	849	4.5	40	6
15)	A. Jones, G.B.	188	830	4.4	42	14
16)	Peterson, Was.	183	784	4.3	29	4
17)	Michel, N.E.	208	742	3.6	26	6
18)	Gurley, LA-R	188	741	3.9	25	10
19)	*Singletary, Buf.	136	729	5.4	38	2
20)	Barkley, NY-G	178	722	4.1	59	4
21)	*Montgomery, Chi.	206	719	3.5	55	5
22)	*Sanders, Phi.	150	687	4.6	65t	2
23)	Kamara, N.O.	152	678	4.5	30	1
24)	Bell, NY-J	204	676	3.3	19	3
25)	Mostert, S.F.	116	662	5.7	41t	5
26)	Breida, S.F.	119	607	5.1	83t	1
27)	Drake, Mia.-Ariz	134	591	4.4	36	5
28)	Gore, Buf.	160	573	3.6	41	2
29)	Murray, N.O.	122	562	4.6	30t	5
30)	Gordon, LA-C	139	551	4.0	24	5
31)	Freeman, Atl.	153	545	3.6	28	1
32)	Jones, T.B.	147	541	3.7	25	5
33)	J. Howard, Phi.	119	525	4.4	20	6
34)	Edwards, Bal.	100	515	5.2	63t	2
35)	*K. Murray, Ariz (QB)	85	504	5.9	35	4
36t)	T. Coleman, S.F.	127	500	3.9	48t	6
36t)	Ekeler, LA-C	119	500	4.2	35	3
38)	Freeman, Den.	121	472	3.9	26	2
39)	Allen, Buf. (QB)	102	467	4.6	36	9
40)	McCoy, K.C.	101	465	4.6	39	4
41)	*Mattison, Min.	100	462	4.6	35	1
42)	Barber, T.B.	143	447	3.1	17	6
43)	Conner, Pit.	110	432	3.9	25	4
44)	J. Williams, G.B.	101	427	4.2	45	1
45)	*Pollard, Dal.	70	395	5.6	44t	2
46)	D. Johnson, Hou.	77	394	5.1	40	1
47)	Watson, Hou. (QB)	75	376	5.0	30	7
48)	Penny, Sea.	65	370	5.7	58t	3
49)	D. Johnson, Ariz	92	342	3.7	18	2
50)	*Snell, Pit.	83	321	3.9	23	1

WEEK 15 / THROUGH MONDAY, DECEMBER 16, 2019**NFL / THIRD-AND-ONE RUSHING LEADERS**

Rank	Player, Team	Att	FD	Pct
1t)	Wentz, Phi.	9	9	100.0
1t)	Garoppolo, S.F.	7	7	100.0
1t)	Brissett, Ind.	5	5	100.0
1t)	Ballage, Mia.	4	4	100.0
1t)	Mayfield, Cle.	4	4	100.0
1t)	K. Smith, Atl.	4	4	100.0
7)	Gurley, LA-R	11	10	90.9
8)	Henry, Ten.	10	9	90.0
9)	Elliott, Dal.	9	8	88.9
10)	Allen, Buf.	8	7	87.5
11)	*Jacobs, Oak.	7	6	85.7
12t)	Cook, Min.	6	5	83.3
12t)	Ekeler, LA-C	6	5	83.3
12t)	L. Jackson, Bal.	6	5	83.3
12t)	*K. Murray, Ariz	6	5	83.3
12t)	White, N.E.	6	5	83.3
17t)	Hyde, Hou.	11	9	81.8
17t)	Mixon, Cin.	11	9	81.8
19t)	Carson, Sea.	20	16	80.0
19t)	Cousins, Min.	5	4	80.0
19t)	McCoy, K.C.	5	4	80.0
19t)	*Snell, Pit.	5	4	80.0
19t)	Watt, LA-C	5	4	80.0
24)	Barber, T.B.	7	5	71.4
25t)	Fournette, Jac.	10	7	70.0
25t)	Michel, N.E.	10	7	70.0
27t)	Barkley, NY-G	6	4	66.7
27t)	K. Johnson, Det.	6	4	66.7
29)	Chubb, Cle.	8	5	62.5
30t)	Bell, NY-J	7	4	57.1
30t)	Mack, Ind.	7	4	57.1

WEEK 15 / THROUGH MONDAY, DECEMBER 16, 2019**NFL / LEADERS IN RECEPTIONS**

Rank	Player, Team	Rec	Yards	Avg	Long	TD
1)	Thomas, N.O.	133	1552	11.7	49	8
2)	Hopkins, Hou.	99	1142	11.5	43t	7
3)	McCaffrey, Car. (RB)	94	814	8.7	25t	4
4)	Edelman, N.E.	92	1019	11.1	44	6
5)	K. Allen, LA-C	90	1046	11.6	45	5
6t)	Godwin, T.B.	86	1333	15.5	71t	9
6t)	Moore, Car.	86	1174	13.7	52t	4
6t)	Kelce, K.C. (TE)	86	1131	13.2	47	4
9)	Ertz, Phi. (TE)	84	888	10.6	30	6
10t)	C. Kupp, LA-R	83	1031	12.4	66	8
10t)	Robinson, Chi.	83	1023	12.3	49	7
12)	J. Jones, Atl.	82	1150	14.0	54t	6
13)	Waller, Oak. (TE)	80	1001	12.5	48	3
14)	Ekeler, LA-C (RB)	78	892	11.4	84t	8
15)	T. Boyd, Cin.	76	859	11.3	47	3
16t)	Lockett, Sea.	75	994	13.3	44t	7
16t)	Woods, LA-R	75	950	12.7	48	1
18)	Landry, Cle.	74	1018	13.8	65	5
19t)	Kittle, S.F. (TE)	73	888	12.2	61t	4
19t)	Fournette, Jac. (RB)	73	488	6.7	27	0
19t)	Kamara, N.O. (RB)	73	485	6.6	41	1
22t)	Cooper, Dal.	71	1073	15.1	53t	8
22t)	Brown, Buf.	71	1007	14.2	40t	5
24t)	M. Evans, T.B.	67	1157	17.3	67t	8
24t)	Chark, Jac.	67	956	14.3	69	8
24t)	Beckham, Cle.	67	910	13.6	89t	2
24t)	Fitzgerald, Ariz	67	711	10.6	54	3
24t)	Cohen, Chi. (RB)	67	387	5.8	31	3
29)	Crowder, NY-J	66	707	10.7	41	5
30)	White, N.E. (RB)	65	588	9.0	59	4
31t)	Sutton, Den.	63	1019	16.2	70t	6
31t)	Ridley, Atl.	63	866	13.7	36	7
31t)	D. Adams, G.B.	63	788	12.5	58	4
34)	M. Jones, Det.	62	779	12.6	47	9
35t)	Hooper, Atl. (TE)	61	660	10.8	35	6
35t)	Kirk, Ariz	61	649	10.6	69t	3
37t)	Diggs, Min.	60	1073	17.9	66	5
37t)	Sanders, Den.-S.F.	60	783	13.1	75t	5
37t)	Beasley, Buf.	60	670	11.2	51	6
40)	D. Parker, Mia.	59	954	16.2	50	8
41t)	Andrews, Bal. (TE)	58	759	13.1	51	8
41t)	Amendola, Det.	58	641	11.1	47t	1
43t)	Westbrook, Jac.	57	583	10.2	39	2
43t)	Witten, Dal. (TE)	57	491	8.6	33	4
43t)	Bell, NY-J (RB)	57	404	7.1	23	1
46t)	Golladay, Det.	56	1052	18.8	75t	10
46t)	Gallup, Dal.	56	911	16.3	62	3
48t)	Cook, Min. (RB)	53	519	9.8	31	0
48t)	Sanu, Atl.-N.E.	53	461	8.7	28	2
50t)	*Metcalf, Sea.	52	819	15.8	54	6
50t)	Higbee, LA-R (TE)	52	546	10.5	33	2

WEEK 15 / THROUGH MONDAY, DECEMBER 16, 2019**NFL / RECEIVING YARDAGE LEADERS**

Rank	Player, Team	Yards	Rec	Avg	Long	TD
1)	Thomas, N.O.	1552	133	11.7	49	8
2)	Godwin, T.B.	1333	86	15.5	71t	9
3)	Moore, Car.	1174	86	13.7	52t	4
4)	M. Evans, T.B.	1157	67	17.3	67t	8
5)	J. Jones, Atl.	1150	82	14.0	54t	6
6)	Hopkins, Hou.	1142	99	11.5	43t	7
7)	Kelce, K.C. (TE)	1131	86	13.2	47	4
8t)	Cooper, Dal.	1073	71	15.1	53t	8
8t)	Diggs, Min.	1073	60	17.9	66	5
10)	Golladay, Det.	1052	56	18.8	75t	10
11)	K. Allen, LA-C	1046	90	11.6	45	5
12)	C. Kupp, LA-R	1031	83	12.4	66	8
13)	Robinson, Chi.	1023	83	12.3	49	7
14t)	Edelman, N.E.	1019	92	11.1	44	6
14t)	Sutton, Den.	1019	63	16.2	70t	6
16)	Landry, Cle.	1018	74	13.8	65	5
17)	Brown, Buf.	1007	71	14.2	40t	5
18)	Waller, Oak. (TE)	1001	80	12.5	48	3
19)	Lockett, Sea.	994	75	13.3	44t	7
20)	Chark, Jac.	956	67	14.3	69	8
21)	D. Parker, Mia.	954	59	16.2	50	8
22)	Woods, LA-R	950	75	12.7	48	1
23)	M. Williams, LA-C	912	44	20.7	56	2
24)	Gallup, Dal.	911	56	16.3	62	3
25)	Beckham, Cle.	910	67	13.6	89t	2
26)	*A. Brown, Ten.	893	47	19.0	91t	7
27)	Ekeler, LA-C (RB)	892	78	11.4	84t	8
28t)	Ertz, Phi. (TE)	888	84	10.6	30	6
28t)	Kittle, S.F. (TE)	888	73	12.2	61t	4
30)	Ridley, Atl.	866	63	13.7	36	7
31)	T. Boyd, Cin.	859	76	11.3	47	3
32)	*McLaurin, Was.	833	51	16.3	75t	7
33)	*Metcalf, Sea.	819	52	15.8	54	6
34)	McCaffrey, Car. (RB)	814	94	8.7	25t	4
35)	D. Adams, G.B.	788	63	12.5	58	4
36)	Sanders, Den.-S.F.	783	60	13.1	75t	5
37)	M. Jones, Det.	779	62	12.6	47	9
38)	Andrews, Bal. (TE)	759	58	13.1	51	8
39)	R. Anderson, NY-J	729	47	15.5	92t	4
40)	Hill, K.C.	727	49	14.8	57t	7
41)	Fitzgerald, Ariz	711	67	10.6	54	3
42)	Crowder, NY-J	707	66	10.7	41	5
43)	Washington, Pit.	694	39	17.8	79t	3
44)	*D. Slayton, NY-G	690	44	15.7	55t	8
45)	Conley, Jac.	681	42	16.2	70t	4
46)	Cobb, Dal.	674	45	15.0	59	3
47)	Beasley, Buf.	670	60	11.2	51	6
48)	*Samuel, S.F.	669	48	13.9	42t	3
49)	Hooper, Atl. (TE)	660	61	10.8	35	6
50)	Fuller, Hou.	659	47	14.0	54	3

WEEK 15 / THROUGH MONDAY, DECEMBER 16, 2019**NFL / THIRD-DOWN RECEIVING LEADERS**

Rank	Player, Team	Rec	Yards	Avg	Long	TD
1)	C. Kupp, LA-R	32	501	15.7	66	5
2t)	Thomas, N.O.	25	323	12.9	41	0
2t)	White, N.E. (RB)	25	248	9.9	59	3
4t)	J. Jones, Atl.	24	336	14.0	48	1
4t)	K. Allen, LA-C	24	296	12.3	31	2
4t)	Kittle, S.F. (TE)	24	232	9.7	30t	1
7t)	Crowder, NY-J	23	327	14.2	41	4
7t)	Moore, Car.	23	283	12.3	52	1
7t)	Andrews, Bal. (TE)	23	278	12.1	51	2
10t)	Sutton, Den.	21	308	14.7	52	2
10t)	Godwin, T.B.	21	275	13.1	28	2
10t)	Beasley, Buf.	21	243	11.6	29	3
10t)	Hopkins, Hou.	21	195	9.3	34	1
14t)	Golladay, Det.	20	362	18.1	75t	3
14t)	*D. Johnson, Pit.	20	259	13.0	45t	1
14t)	Robinson, Chi.	20	241	12.1	32	1
17t)	Diggs, Min.	19	391	20.6	54t	2
17t)	Brown, Buf.	19	328	17.3	38t	1
17t)	Elfert, Cin. (TE)	19	196	10.3	27	0
20t)	Chark, Jac.	18	276	15.3	35t	4
20t)	Hill, K.C.	18	251	13.9	46t	2
20t)	M. Jones, Det.	18	246	13.7	33	1
20t)	Woods, LA-R	18	242	13.4	48	0
20t)	Cobb, Dal.	18	187	10.4	32	1
20t)	McCaffrey, Car. (RB)	18	156	8.7	24	1
26t)	Williams, Oak.	17	313	18.4	46t	4
26t)	Conley, Jac.	17	285	16.8	31	1
26t)	Landry, Cle.	17	255	15.0	34	1
26t)	T. Boyd, Cin.	17	207	12.2	26	0
26t)	Ertz, Phi. (TE)	17	188	11.1	27	2
31t)	*Renfrow, Oak.	16	216	13.5	65t	2
31t)	Amendola, Det.	16	208	13.0	46	0
31t)	Doyle, Ind. (TE)	16	198	12.4	20	1
31t)	Kelce, K.C. (TE)	16	191	11.9	34	0
31t)	Fitzgerald, Ariz	16	165	10.3	41	1
36t)	M. Williams, LA-C	15	291	19.4	50	2
36t)	*Metcalf, Sea.	15	278	18.5	37	1
36t)	Cooper, Dal.	15	240	16.0	45t	2
36t)	Lockett, Sea.	15	192	12.8	38	1
36t)	Edelman, N.E.	15	160	10.7	20	1
41t)	Pascal, Ind.	14	238	17.0	37	2
41t)	*D. Slayton, NY-G	14	226	16.1	55t	3
41t)	D. Adams, G.B.	14	168	12.0	40	1
41t)	R. Anderson, NY-J	14	168	12.0	39	1
41t)	Ekeler, LA-C (RB)	14	166	11.9	84t	1
41t)	Humphries, Ten.	14	149	10.6	25	1
41t)	Jeffery, Phi.	14	131	9.4	16	2
41t)	Cohen, Chi. (RB)	14	113	8.1	24	1
41t)	McKissic, Det. (RB)	14	105	7.5	22	0
41t)	Bell, NY-J (RB)	14	94	6.7	13	1
41t)	Freeman, Den. (RB)	14	78	5.6	15	0

WEEK 15 / THROUGH MONDAY, DECEMBER 16, 2019

NFL / LEADING SCORERS, NONKICKERS

Rank	Player, Team	TD	Rush	Rec	Ret	X2	Pts
1)	McCaffrey, Car. (RB)	18	14	4	0	1	110
2)	A. Jones, G.B. (RB)	17	14	3	0	0	102
3)	Henry, Ten. (RB)	15	13	2	0	0	90
4)	Ingram, Bal. (RB)	14	10	4	0	2	88
5)	Sanders, Mia. (K)	1	0	1	0	0	87
6)	Cook, Min. (RB)	13	13	0	0	0	78
7)	Gurley, LA-R (RB)	12	10	2	0	1	74
8)	Elliott, Dal. (RB)	12	11	1	0	0	72
9)	Ekeler, LA-C (RB)	11	3	8	0	0	66
10)	Golladay, Det. (WR)	10	0	10	0	0	60
11t)	Allen, Buf. (QB)	9	9	0	0	1	56
11t)	Godwin, T.B. (WR)	9	0	9	0	1	56
13t)	Carson, Sea. (RB)	9	7	2	0	0	54
13t)	M. Jones, Det. (WR)	9	0	9	0	0	54
15t)	Chark, Jac. (WR)	8	0	8	0	1	50
15t)	M. Evans, T.B. (WR)	8	0	8	0	1	50
17t)	Andrews, Bal. (TE)	8	0	8	0	0	48
17t)	Chubb, Cle. (RB)	8	8	0	0	0	48
17t)	Cooper, Dal. (WR)	8	0	8	0	0	48
17t)	C. Kupp, LA-R (WR)	8	0	8	0	0	48
17t)	D. Parker, Mia. (WR)	8	0	8	0	0	48
17t)	*D. Slayton, NY-G (WR)	8	0	8	0	0	48
17t)	Thomas, N.O. (WR)	8	0	8	0	0	48
17t)	Watson, Hou. (QB)	8	7	1	0	0	48
25t)	Barber, T.B. (RB)	7	6	1	0	1	44
25t)	Hopkins, Hou. (WR)	7	0	7	0	1	44
25t)	Ridley, Atl. (WR)	7	0	7	0	1	44
28t)	*A. Brown, Ten. (WR)	7	0	7	0	0	42
28t)	*M. Brown, Bal. (WR)	7	0	7	0	0	42
28t)	T. Coleman, S.F. (RB)	7	6	1	0	0	42
28t)	Conner, Pit. (RB)	7	4	3	0	0	42
28t)	Fells, Hou. (TE)	7	0	7	0	0	42
28t)	Hill, K.C. (WR)	7	0	7	0	0	42
28t)	J. Howard, Phi. (RB)	7	6	1	0	0	42
28t)	L. Jackson, Bal. (QB)	7	7	0	0	0	42
28t)	*Jacobs, Oak. (RB)	7	7	0	0	0	42
28t)	Lockett, Sea. (WR)	7	0	7	0	0	42
28t)	*McLaurin, Was. (WR)	7	0	7	0	0	42
28t)	Mostert, S.F. (RB)	7	5	2	0	0	42
28t)	Robinson, Chi. (WR)	7	0	7	0	0	42
28t)	Samuel, Car. (WR)	7	1	6	0	0	42
28t)	Thielen, Min. (WR)	7	1	6	0	0	42
43)	Beasley, Buf. (WR)	6	0	6	0	2	40
44t)	Ertz, Phi. (TE)	6	0	6	0	1	38
44t)	Hooper, Atl. (TE)	6	0	6	0	1	38
44t)	*Metcalfe, Sea. (WR)	6	0	6	0	1	38
44t)	Rudolph, Min. (TE)	6	0	6	0	1	38
48t)	Cook, N.O. (TE)	6	0	6	0	0	36
48t)	Edelman, N.E. (WR)	6	0	6	0	0	36
48t)	Gordon, LA-C (RB)	6	5	1	0	0	36
48t)	*Hardman, K.C. (WR)	6	0	6	0	0	36
48t)	T. Hill, N.O. (QB)	6	1	5	0	0	36
48t)	D. Johnson, Ariz (RB)	6	2	4	0	0	36
48t)	J. Jones, Atl. (WR)	6	0	6	0	0	36
48t)	Lindsay, Den. (RB)	6	6	0	0	0	36
48t)	Michel, N.E. (RB)	6	6	0	0	0	36
48t)	Mixon, Cin. (RB)	6	3	3	0	0	36
48t)	*Montgomery, Chi. (RB)	6	5	1	0	0	36
48t)	Murray, N.O. (RB)	6	5	1	0	0	36
48t)	Sutton, Den. (WR)	6	0	6	0	0	36
48t)	J. Williams, G.B. (RB)	6	1	5	0	0	36
48t)	Williams, Oak. (WR)	6	0	6	0	0	36

WEEK 15 / THROUGH MONDAY, DECEMBER 16, 2019**NFL / LEADING SCORERS, KICKERS**

Rank	Player, Team	PAT	FG	Pct	Long	Pts
1)	Butker, K.C.	39/41	31/35	.886	54	132
2)	Lutz, N.O.	37/38	31/35	.886	58	130
3)	Tucker, Bal.	51/53	23/24	.958	51	120
4)	*Gay, T.B.	39/44	25/29	.862	58	114
5)	Gonzalez, Ariz	28/29	28/31	.903	54	112
6)	Boswell, Pit.	26/26	27/29	.931	51	107
7)	Bailey, Min.	38/42	22/24	.917	50	104
8t)	Lambo, Jac.	16/17	28/29	.966	53	100
8t)	Prater, Det.	31/32	23/28	.821	55	100
8t)	Zuerlein, LA-R	34/34	22/29	.759	58	100
11)	Myers, Sea.	36/40	21/26	.808	54	99
12)	*Seibert, Cle.	28/31	23/27	.852	53	97
13t)	Maher, Dal.	36/36	20/30	.667	63	96
13t)	*Slye, Car.	30/34	22/29	.759	55	96
15)	McManus, Den.	21/22	24/28	.857	53	93
16)	Gould, S.F.	35/36	19/27	.704	47	92
17)	Bullock, Cin.	20/20	23/27	.852	48	89
18t)	Fairbairn, Hou.	36/41	17/22	.773	54	87
18t)	Sanders, Mia.	21/22	20/26	.769	54	87
20t)	Crosby, G.B.	38/38	16/17	.941	54	86
20t)	Elliott, Phi.	29/31	19/21	.905	53	86
22)	Hauschka, Buf.	28/30	19/25	.760	51	85
23)	Hopkins, Was.	15/16	22/27	.815	53	81
24)	Pineiro, Chi.	26/28	18/23	.783	53	80
25)	Carlson, Oak.	31/33	15/21	.714	48	76
26)	Vinatieri, Ind.	22/28	17/25	.680	55	73
27)	*McLaughlin, ALL totals	19/19	15/20	.750	50	64
28)	Ficken, NY-J	21/24	14/20	.700	53	63
29)	Koo, N.E.-Atl.	11/12	17/19	.895	50	62
30)	Rosas, NY-G	28/32	11/15	.733	45	61
31)	Badgley, LA-C	14/14	12/15	.800	49	50
32)	Bryant, Atl.	14/15	9/14	.643	52	41
33)	Folk, N.E.	8/ 8	10/13	.769	46	38
34)	Gostkowski, N.E.	11/15	7/ 8	.875	41	32
35t)	Long, LA-C	9/ 9	7/ 9	.778	51	30
35t)	Nugent, N.E.	15/16	5/ 8	.625	37	30
37)	Succop, Ten.	24/25	1/ 6	.167	31	27
38)	Santos, Ten.	12/12	4/ 9	.444	53	24
39)	Forbath, N.E.-Dal.	6/ 7	4/ 4	1.000	50	18
40)	Parkey, Ten.	5/ 6	3/ 3	1.000	51	14
41)	Vedvik, NY-J-Cin.	0/ 1	0/ 1	.000	--	0

WEEK 15 / THROUGH MONDAY, DECEMBER 16, 2019**NFL / TOUCHBACKS ON KICKOFFS**

Rank	Player, Team	TB
1)	Pinion, T.B.	80
2)	Lutz, N.O.	65
3)	*Slye, Car.	60
4)	Bailey, Min.	59
5t)	Myers, Sea.	56
5t)	Zuerlein, LA-R	56
7)	Butker, K.C.	55
8)	Sanchez, Ind.	51
9)	Tucker, Bal.	49
10)	Elliott, Phi.	48
11)	McManus, Den.	45
12)	Rosas, NY-G	42
13t)	Hauschka, Buf.	41
13t)	Hopkins, Was.	41
15t)	Fairbairn, Hou.	40
15t)	Sanders, Mia.	40
15t)	*Wishnowsky, S.F.	40
18)	Crosby, G.B.	39
19)	Bullock, Cin.	38
20)	Gonzalez, Ariz	37
21)	Maher, Dal.	36
22)	Carlson, Oak.	34
23)	*Bailey, N.E.	30
24)	Boswell, Pit.	28
25)	*Seibert, Cle.	27
26)	Ficken, NY-J	26
27)	Long, LA-C	25
28t)	Gostkowski, N.E.	21
28t)	Pineiro, Chi.	21
30t)	Koo, N.E.-Atl.	20
30t)	Lambo, Jac.	20
32)	Cooke, Jac.	15
33)	Martin, Det.	14
34)	Santos, Ten.	12
35)	O'Donnell, Chi.	10
36t)	Parkey, Ten.	9
36t)	Redfern, Atl.	9
36t)	Santoso, Ten.	9
39)	Prater, Det.	8
40t)	*McLaughlin, ALL totals	7
40t)	Wile, Atl.-Det.	7
42)	Forbath, N.E.-Dal.	6
43)	Bosher, Atl.	4
44t)	Succop, Ten.	3
44t)	Vedvik, NY-J-Cin.	3
46t)	Badgley, LA-C	1
46t)	Hekker, LA-R	1

WEEK 15 / THROUGH MONDAY, DECEMBER 16, 2019

NFL / MOST YARDS FROM SCRIMMAGE

Rank	Player, Team	Total			Rushing			Receiving		
		Yards	Att+Rec	Avg	Yards	Att	Avg	Yards	Rec	Avg
1)	McCaffrey, Car. (RB)	2121	359	5.9	1307	265	4.9	814	94	8.7
2)	Chubb, Cle. (RB)	1685	305	5.5	1408	270	5.2	277	35	7.9
3)	Cook, Min. (RB)	1654	303	5.5	1135	250	4.5	519	53	9.8
4t)	Elliott, Dal. (RB)	1569	314	5.0	1188	270	4.4	381	44	8.7
4t)	Fournette, Jac. (RB)	1569	323	4.9	1081	250	4.3	488	73	6.7
6)	Thomas, N.O. (WR)	1543	134	11.5	-9	1	-9.0	1552	133	11.7
7)	Henry, Ten. (RB)	1535	289	5.3	1329	271	4.9	206	18	11.4
8)	Carson, Sea. (RB)	1436	306	4.7	1190	270	4.4	246	36	6.8
9)	Ekeler, LA-C (RB)	1392	197	7.1	500	119	4.2	892	78	11.4
10)	Godwin, T.B. (WR)	1341	87	15.4	8	1	8.0	1333	86	15.5
11)	*Jacobs, Oak. (RB)	1316	262	5.0	1150	242	4.8	166	20	8.3
12)	A. Jones, G.B. (RB)	1255	233	5.4	830	188	4.4	425	45	9.4
13)	Moore, Car. (WR)	1214	92	13.2	40	6	6.7	1174	86	13.7
14)	Mixon, Cin. (RB)	1175	263	4.5	925	231	4.0	250	32	7.8
15)	Ingram, Bal. (RB)	1174	218	5.4	963	194	5.0	211	24	8.8
16)	Kamara, N.O. (RB)	1163	225	5.2	678	152	4.5	485	73	6.6
17)	Hopkins, Hou. (WR)	1160	101	11.5	18	2	9.0	1142	99	11.5
18)	M. Evans, T.B. (WR)	1157	67	17.3	0	0	---	1157	67	17.3
19)	J. Jones, Atl. (WR)	1147	84	13.7	-3	2	-1.5	1150	82	14.0
20)	Kelce, K.C. (TE)	1135	87	13.0	4	1	4.0	1131	86	13.2
21)	Diggs, Min. (WR)	1134	65	17.4	61	5	12.2	1073	60	17.9
22)	*Sanders, Phi. (RB)	1120	192	5.8	687	150	4.6	433	42	10.3
23)	L. Jackson, Bal. (QB)	1103	159	6.9	1103	159	6.9	0	0	---
24)	Bell, NY-J (RB)	1080	261	4.1	676	204	3.3	404	57	7.1
25)	Cooper, Dal. (WR)	1073	71	15.1	0	0	---	1073	71	15.1
26)	K. Allen, LA-C (WR)	1067	92	11.6	21	2	10.5	1046	90	11.6
27)	Hyde, Hou. (RB)	1062	233	4.6	1030	224	4.6	32	9	3.6
28)	Golladay, Det. (WR)	1052	56	18.8	0	0	---	1052	56	18.8
29)	Woods, LA-R (WR)	1050	89	11.8	100	14	7.1	950	75	12.7
30)	Edelman, N.E. (WR)	1046	100	10.5	27	8	3.4	1019	92	11.1
31)	Barkley, NY-G (RB)	1045	223	4.7	722	178	4.1	323	45	7.2
32t)	Lindsay, Den. (RB)	1036	220	4.7	849	187	4.5	187	33	5.7
32t)	Sutton, Den. (WR)	1036	66	15.7	17	3	5.7	1019	63	16.2
34)	C. Kupp, LA-R (WR)	1035	85	12.2	4	2	2.0	1031	83	12.4
35)	Landry, Cle. (WR)	1028	75	13.7	10	1	10.0	1018	74	13.8
36)	Robinson, Chi. (WR)	1023	83	12.3	0	0	---	1023	83	12.3
37)	Brown, Buf. (WR)	1011	72	14.0	4	1	4.0	1007	71	14.2
38)	Waller, Oak. (TE)	1006	82	12.3	5	2	2.5	1001	80	12.5
39)	Mack, Ind. (RB)	995	228	4.4	919	216	4.3	76	12	6.3
40)	Lockett, Sea. (WR)	989	79	12.5	-5	4	-1.3	994	75	13.3
41)	Chark, Jac. (WR)	976	69	14.1	20	2	10.0	956	67	14.3
42)	D. Parker, Mia. (WR)	954	59	16.2	0	0	---	954	59	16.2
43)	Gurley, LA-R (RB)	927	217	4.3	741	188	3.9	186	29	6.4
44)	*Singletary, Buf. (RB)	921	164	5.6	729	136	5.4	192	28	6.9
45)	Beckham, Cle. (WR)	920	70	13.1	10	3	3.3	910	67	13.6
46)	M. Williams, LA-C (WR)	914	45	20.3	2	1	2.0	912	44	20.7
47)	Gallup, Dal. (WR)	911	56	16.3	0	0	---	911	56	16.3
48)	Peterson, Was. (RB)	907	197	4.6	784	183	4.3	123	14	8.8
49)	*A. Brown, Ten. (WR)	904	49	18.4	11	2	5.5	893	47	19.0
50)	Kittle, S.F. (TE)	903	77	11.7	15	4	3.8	888	73	12.2

WEEK 15 / THROUGH MONDAY, DECEMBER 16, 2019**NFL / LEADERS IN FIRST DOWNS**

Rank	Player, Team	Rush	Rec	Tot
1)	McCaffrey, Car. (RB)	50	49	99
2)	Elliott, Dal. (RB)	69	19	88
3)	Cook, Min. (RB)	60	26	86
4)	Carson, Sea. (RB)	73	9	82
5)	Thomas, N.O. (WR)	0	78	78
6)	Fournette, Jac. (RB)	52	22	74
7)	Chubb, Cle. (RB)	59	13	72
8)	Hopkins, Hou. (WR)	2	67	69
9t)	Ekeler, LA-C (RB)	28	38	66
9t)	Moore, Car. (WR)	3	63	66
11)	Henry, Ten. (RB)	61	4	65
12t)	Ingram, Bal. (RB)	50	14	64
12t)	L. Jackson, Bal. (QB)	64	0	64
14t)	Godwin, T.B. (WR)	0	63	63
14t)	J. Jones, Atl. (WR)	0	63	63
16t)	*Jacobs, Oak. (RB)	53	8	61
16t)	Mixon, Cin. (RB)	49	12	61
18t)	A. Jones, G.B. (RB)	44	16	60
18t)	Kelce, K.C. (TE)	1	59	60
20)	Mack, Ind. (RB)	57	1	58
21t)	K. Allen, LA-C (WR)	1	53	54
21t)	M. Evans, T.B. (WR)	0	54	54
21t)	Robinson, Chi. (WR)	0	54	54
24t)	Hyde, Hou. (RB)	52	1	53
24t)	Michel, N.E. (RB)	46	7	53
26t)	Brown, Buf. (WR)	0	52	52
26t)	Edelman, N.E. (WR)	2	50	52
26t)	Gurley, LA-R (RB)	45	7	52
29t)	Drake, Mia.-Ariz (RB)	37	14	51
29t)	Kamara, N.O. (RB)	26	25	51
29t)	Landry, Cle. (WR)	1	50	51
32t)	Cooper, Dal. (WR)	0	50	50
32t)	Woods, LA-R (WR)	5	45	50
34)	Ridley, Atl. (WR)	2	47	49
35t)	Ertz, Phi. (TE)	0	48	48
35t)	Lockett, Sea. (WR)	0	48	48
35t)	Waller, Oak. (TE)	0	48	48
38t)	Barkley, NY-G (RB)	36	11	47
38t)	Bell, NY-J (RB)	28	19	47
38t)	D. Parker, Mia. (WR)	0	47	47
41t)	*Montgomery, Chi. (RB)	39	7	46
41t)	Sutton, Den. (WR)	1	45	46
43)	Golladay, Det. (WR)	0	45	45
44t)	Kittle, S.F. (TE)	1	43	44
44t)	C. Kupp, LA-R (WR)	0	44	44
46t)	D. Adams, G.B. (WR)	0	43	43
46t)	Peterson, Was. (RB)	36	7	43
46t)	White, N.E. (RB)	14	29	43
49t)	Gallup, Dal. (WR)	0	42	42
49t)	Murray, N.O. (RB)	34	8	42

WEEK 15 / THROUGH MONDAY, DECEMBER 16, 2019**NFL / LEADING PUNTERS**

Rank	Player, Team	No	Yards	Lg	Avg	TB	Blk	Dwn	OB	Opp Ret	In	Net
1)	Way, Was.	70	3456	79	49.4	3	0	11	4	34	342	26 43.6
2)	Hekker, LA-R	56	2706	71	48.3	4	1	9	10	23	190	16 42.7
3)	Lee, Ariz	52	2505	64	48.2	4	1	5	4	27	237	17 41.3
4)	Kern, Ten.	67	3184	70	47.5	2	0	9	15	24	223	34 43.6
5)	Long, LA-C	39	1837	60	47.1	2	0	3	2	26	190	13 41.2
6)	Johnston, Phi.	60	2826	61	47.1	4	0	7	5	27	175	24 42.9
7)	Dixon, NY-G	60	2786	62	46.4	2	1	15	8	22	133	24 42.8
8)	Cooke, Jac.	68	3135	66	46.1	2	0	10	11	19	87	23 44.2
9)	Koch, Bal.	35	1613	62	46.1	4	1	4	5	12	108	17 39.6
10)	Edwards, NY-J	76	3502	63	46.1	3	0	14	7	40	265	24 41.8
11)	*Gillan, Cle.	54	2486	71	46.0	5	1	11	7	16	143	24 40.8
12)	Berry, Pit.	62	2845	69	45.9	3	0	11	3	26	243	19 41.0
13)	Anger, Hou.	35	1605	71	45.9	2	0	9	0	13	41	18 43.5
14)	Morstead, N.O.	49	2243	64	45.8	1	0	5	6	19	125	25 42.8
15)	*Cole, Oak.	59	2698	60	45.7	5	0	8	3	26	293	28 39.1
16)	Palardy, Car.	65	2946	58	45.3	2	0	7	6	35	273	21 40.5
17)	M. Dickson, Sea.	64	2878	63	45.0	5	0	7	8	27	167	32 40.8
18)	*Bailey, N.E.	75	3367	65	44.9	6	0	11	16	25	151	33 41.3
19)	*Wishnowsky, S.F.	45	2020	65	44.9	2	0	8	5	20	114	19 41.5
20)	Martin, Det.	64	2867	62	44.8	5	0	12	4	25	91	29 41.8
21)	Colquitt, Min.	53	2373	59	44.8	0	0	9	5	19	132	22 42.3
22)	Haack, Mia.	59	2641	62	44.8	2	0	10	6	24	180	19 41.0
23)	O'Donnell, Chi.	75	3336	75	44.5	2	1	11	4	32	229	23 40.4
24)	Huber, Cin.	64	2839	63	44.4	4	0	10	4	19	101	26 41.5
25)	Sanchez, Ind.	53	2346	60	44.3	1	0	8	6	25	145	18 41.2
26)	Colquitt, K.C.	44	1930	68	43.9	2	1	10	1	17	71	19 40.4
27)	Wadman, Den.	69	3021	64	43.8	4	0	8	12	27	234	27 39.2
28)	Scott, G.B.	67	2931	66	43.7	3	0	8	12	24	199	25 39.9
29)	Pinion, T.B.	52	2263	63	43.5	3	0	8	1	22	209	18 38.3
30)	C. Jones, Dal.	42	1780	58	42.4	1	1	8	2	17	153	17 37.4
31)	Bojorquez, Buf.	67	2832	67	42.3	7	1	11	14	14	131	30 37.7

NFL / LEADING PUNTERS, NET AVERAGE

Rank	Player, Team	No	Yards	Lg	Avg	TB	Blk	Dwn	OB	Opp Ret	In	Net
1)	Cooke, Jac.	68	3135	66	46.1	2	0	10	11	19	87	23 44.2
2)	Way, Was.	70	3456	79	49.4	3	0	11	4	34	342	26 43.6
3)	Kern, Ten.	67	3184	70	47.5	2	0	9	15	24	223	34 43.6
4)	Anger, Hou.	35	1605	71	45.9	2	0	9	0	13	41	18 43.5
5)	Johnston, Phi.	60	2826	61	47.1	4	0	7	5	27	175	24 42.9
6)	Dixon, NY-G	60	2786	62	46.4	2	1	15	8	22	133	24 42.8
7)	Morstead, N.O.	49	2243	64	45.8	1	0	5	6	19	125	25 42.8
8)	Hekker, LA-R	56	2706	71	48.3	4	1	9	10	23	190	16 42.7
9)	Colquitt, Min.	53	2373	59	44.8	0	0	9	5	19	132	22 42.3
10)	Martin, Det.	64	2867	62	44.8	5	0	12	4	25	91	29 41.8
11)	Edwards, NY-J	76	3502	63	46.1	3	0	14	7	40	265	24 41.8
12)	Huber, Cin.	64	2839	63	44.4	4	0	10	4	19	101	26 41.5
13)	*Wishnowsky, S.F.	45	2020	65	44.9	2	0	8	5	20	114	19 41.5
14)	Lee, Ariz	52	2505	64	48.2	4	1	5	4	27	237	17 41.3
15)	*Bailey, N.E.	75	3367	65	44.9	6	0	11	16	25	151	33 41.3
16)	Long, LA-C	39	1837	60	47.1	2	0	3	2	26	190	13 41.2
17)	Sanchez, Ind.	53	2346	60	44.3	1	0	8	6	25	145	18 41.2
18)	Haack, Mia.	59	2641	62	44.8	2	0	10	6	24	180	19 41.0
19)	Berry, Pit.	62	2845	69	45.9	3	0	11	3	26	243	19 41.0
20)	M. Dickson, Sea.	64	2878	63	45.0	5	0	7	8	27	167	32 40.8
21)	*Gillan, Cle.	54	2486	71	46.0	5	1	11	7	16	143	24 40.8
22)	Palardy, Car.	65	2946	58	45.3	2	0	7	6	35	273	21 40.5
23)	Colquitt, K.C.	44	1930	68	43.9	2	1	10	1	17	71	19 40.4
24)	O'Donnell, Chi.	75	3336	75	44.5	2	1	11	4	32	229	23 40.4
25)	Scott, G.B.	67	2931	66	43.7	3	0	8	12	24	199	25 39.9
26)	Koch, Bal.	35	1613	62	46.1	4	1	4	5	12	108	17 39.6
27)	Wadman, Den.	69	3021	64	43.8	4	0	8	12	27	234	27 39.2
28)	*Cole, Oak.	59	2698	60	45.7	5	0	8	3	26	293	28 39.1
29)	Pinion, T.B.	52	2263	63	43.5	3	0	8	1	22	209	18 38.3
30)	Bojorquez, Buf.	67	2832	67	42.3	7	1	11	14	14	131	30 37.7
31)	C. Jones, Dal.	42	1780	58	42.4	1	1	8	2	17	153	17 37.4

WEEK 15 / THROUGH MONDAY, DECEMBER 16, 2019**NFL / PUNT RETURN LEADERS**

Rank	Player, Team	Ret	FC	Yards	Avg	Long	TD
1)	Berrios, NY-J	19	23	211	11.1	26	0
2)	*Harris, N.O.	30	10	298	9.9	53t	1
3)	Carter, Hou.	19	16	179	9.4	23	0
4)	Cohen, Chi.	31	19	284	9.2	71	0
5)	*Olszewski, N.E.	20	16	179	9.0	22	0
6)	James, S.F.	31	10	258	8.3	32	0
7)	Barner, Atl.	30	1	244	8.1	78t	1
8)	Spencer, Den.	23	26	182	7.9	42	0
9)	Natson, LA-R	19	20	149	7.8	35	0
10)	Roberts, Buf.	27	14	206	7.6	22	0
11)	D. Thomas, K.C.-Bal.	22	5	139	6.3	20	0
12)	Westbrook, Jac.	21	16	120	5.7	43	0
13)	Erickson, Cin.	20	15	113	5.7	15	0
14)	King, LA-C	18	10	97	5.4	68t	1

NFL / KICKOFF RETURN LEADERS

Rank	Player, Team	Ret	Yards	Avg	Long	TD
1)	Wilson, Cin.	20	625	31.3	92t	1
2)	Patterson, Chi.	27	799	29.6	102t	1
3)	Roberts, Buf.	23	607	26.4	66	0
4)	*S. Sims, Was.	30	774	25.8	91t	1
5)	Grant, Mia.	23	578	25.1	101t	1
6)	*Harris, N.O.	20	494	24.7	51	0
7)	Latimer, NY-G	19	445	23.4	50	0
8)	*Hardman, K.C.	23	530	23.0	34	0
9)	Cooper, Cin.-Ariz	18	403	22.4	39	0
10)	T. Davis, G.B.-Oak.-Mia.	21	466	22.2	52	0
11)	Bolden, N.E.	19	402	21.2	28	0
12)	James, S.F.	18	347	19.3	27	0

WEEK 15 / THROUGH MONDAY, DECEMBER 16, 2019**NFL / LEADERS IN INTERCEPTIONS**

Rank	Player, Team	Int	Yards	Avg	Long	TD
1t)	Gilmore, N.E.	6	126	21.0	64t	2
1t)	White, Buf.	6	57	9.5	49	0
3t)	Peters, LA-R-Bal.	5	210	42.0	89t	3
3t)	Fitzpatrick, Mia.-Pit.	5	130	26.0	96t	1
3t)	D. McCourty, N.E.	5	49	9.8	24	0
3t)	Jackson, N.E.	5	39	7.8	19	0
3t)	Harris, Min.	5	32	6.4	20t	1
8t)	Leonard, Ind.	4	92	23.0	80t	1
8t)	Jenkins, NY-G	4	84	21.0	62	0
8t)	Byard, Ten.	4	79	19.8	28	0
8t)	M. Williams, N.O.	4	56	14.0	55t	1
8t)	Simmons, Den.	4	30	7.5	17	0
8t)	Trufant, Atl.	4	26	6.5	16	0
8t)	Schobert, Cle.	4	24	6.0	20	0
8t)	Haden, Pit.	4	20	5.0	16	0
8t)	Ryan, Ten.	4	16	4.0	16	0
8t)	King, G.B.	4	15	3.8	15	0
8t)	Dunbar, Was.	4	6	1.5	6	0
19t)	E. Harris, Oak.	3	145	48.3	59	2
19t)	Gipson, Hou.	3	105	35.0	79t	1
19t)	Diggs, Det.-Sea.	3	99	33.0	55t	1
19t)	*Murphy-Bunting, T.B.	3	88	29.3	70t	1
19t)	Collins, N.E.	3	85	28.3	69t	1
19t)	Mathieu, K.C.	3	70	23.3	35	0
19t)	Sherman, S.F.	3	65	21.7	31t	1
19t)	Hicks, Ariz	3	64	21.3	48	0
19t)	Kazee, Atl.	3	53	17.7	22	0
19t)	*Thornhill, K.C.	3	46	15.3	46t	1
19t)	Fuller, Chi.	3	37	12.3	29	0
19t)	Sendejo, Phi.-Min.	3	36	12.0	21	0
19t)	Bates, Cin.	3	33	11.0	20	0
19t)	D. Jackson, Car.	3	25	8.3	25	0
19t)	Boston, Car.	3	20	6.7	20	0
19t)	Moreau, Was.	3	16	5.3	10	0
19t)	H. Smith, Min.	3	13	4.3	13	0
19t)	Jenkins, LA-C	3	10	3.3	8	0
19t)	K. Wright, Sea.	3	10	3.3	11	0
19t)	Bradberry, Car.	3	0	0.0	0	0
19t)	Flowers, Sea.	3	0	0.0	0	0

WEEK 15 / THROUGH MONDAY, DECEMBER 16, 2019**NFL / LEADERS IN SACKS**

Rank	Player, Team	Sacks
1)	Barrett, T.B. (LB)	16.5
2)	Cha. Jones, Ariz (LB)	15.0
3t)	Hunter, Min. (DE)	13.5
3t)	Jordan, N.O. (DE)	13.5
5)	Watt, Pit. (LB)	13.0
6)	P. Smith, G.B. (LB)	11.5
7)	Donald, LA-R (DT)	11.0
8)	Bosa, LA-C (DE)	10.5
9t)	*J. Allen, Jac. (DE)	10.0
9t)	Armstead, S.F. (DE)	10.0
9t)	Garrett, Cle. (DE)	10.0
9t)	Z. Smith, G.B. (LB)	10.0
13t)	Addison, Car. (LB)	9.5
13t)	Dupree, Pit. (LB)	9.5
13t)	J. Phillips, Buf. (DT)	9.5
13t)	Quinn, Dal. (DE)	9.5
17t)	*Bosa, S.F. (DE)	9.0
17t)	Fowler, LA-R (LB)	9.0
17t)	M. Golden, NY-G (LB)	9.0
17t)	Houston, Ind. (DE)	9.0
17t)	Landry, Ten. (LB)	9.0
22t)	*Crosby, Oak. (DE)	8.5
22t)	Ioannidis, Was. (DE)	8.5
22t)	Judon, Bal. (LB)	8.5
25t)	Griffen, Min. (DE)	8.0
25t)	Heyward, Pit. (DE)	8.0
25t)	Matthews, LA-R (LB)	8.0
25t)	Ngakoue, Jac. (DE)	8.0
29t)	B. Graham, Phi. (DE)	7.5
29t)	Mack, Chi. (LB)	7.5
31t)	Beasley, Atl. (DE)	7.0
31t)	Flowers, Det. (DE)	7.0
31t)	Jenkins, NY-J (LB)	7.0
31t)	Jones, K.C. (DE)	7.0
31t)	Kennard, Det. (LB)	7.0
31t)	Mayowa, Oak. (DE)	7.0
31t)	Miller, Den. (LB)	7.0
31t)	Wolfe, Den. (DE)	7.0
39t)	Ja. Adams, NY-J (DB)	6.5
39t)	Bennett, N.E.-Dal. (DE)	6.5
39t)	Buckner, S.F. (DT)	6.5
39t)	Campbell, Jac. (DE)	6.5
39t)	Dunlap, Cin. (DE)	6.5
39t)	Ford, S.F. (DE)	6.5
39t)	Irvin, Car. (LB)	6.5
39t)	Lawson, Buf. (DE)	6.5
39t)	Van Noy, N.E. (LB)	6.5
48t)	Butler, Car. (DT)	6.0
48t)	Clark, K.C. (DE)	6.0
48t)	Collins, N.E. (LB)	6.0
48t)	Davenport, N.O. (DE)	6.0
48t)	S. Harris, Den. (DT)	6.0
48t)	Hubbard, Cin. (DE)	6.0
48t)	N. Williams, Chi. (DT)	6.0

WEEK 15 / THROUGH MONDAY, DECEMBER 16, 2019**NFL / FUMBLE RECOVERIES**

Rank	Player, Team	TotRec	OffRec	DefRec
1)	Wentz, Phi.	7	7	0
2t)	Bell, N.O.	5	0	5
2t)	Watson, Hou.	5	5	0
4t)	Allen, Buf.	4	4	0
4t)	Buckner, S.F.	4	0	4
4t)	*Bush, Pit.	4	0	4
4t)	Carr, Oak.	4	4	0
4t)	Cousins, Min.	4	4	0
4t)	R. Fitzpatrick, Mia.	4	4	0
4t)	Jensen, T.B.	4	4	0
4t)	Suh, T.B.	4	0	4
12t)	Allen, Car.	3	3	0
12t)	Bethel, Bal.-N.E.	3	0	3
12t)	Brady, N.E.	3	3	0
12t)	Feiler, Pit.	3	3	0
12t)	Fitzpatrick, Mia.-Pit.	3	0	3
12t)	Houston, Ind.	3	0	3
12t)	Humphrey, Bal.	3	0	3
12t)	L. Jackson, Bal.	3	3	0
12t)	Cha. Jones, Ariz	3	0	3
12t)	T. Jones, NY-G	3	3	0
12t)	Littleton, LA-R	3	0	3
12t)	Mayfield, Cle.	3	3	0
12t)	*K. Murray, Ariz	3	3	0
12t)	Peterson, Was.	3	3	0
12t)	Poyer, Buf.	3	0	3
12t)	Watt, Pit.	3	0	3
12t)	Winston, T.B.	3	3	0

NFL / OFFENSIVE FUMBLE RECOVERIES

Rank	Player, Team	Ret	Yards	Avg	Long	TD
1)	Wentz, Phi.	7	0	0.0	0	0
2)	Watson, Hou.	5	0	0.0	0	0
3t)	Allen, Buf.	4	0	0.0	0	0
3t)	Carr, Oak.	4	0	0.0	0	0
3t)	Cousins, Min.	4	0	0.0	0	0
3t)	R. Fitzpatrick, Mia.	4	0	0.0	0	0
3t)	Jensen, T.B.	4	0	0.0	0	0
8t)	Allen, Car.	3	0	0.0	0	0
8t)	Brady, N.E.	3	0	0.0	0	0
8t)	Feiler, Pit.	3	0	0.0	0	0
8t)	L. Jackson, Bal.	3	0	0.0	0	0
8t)	T. Jones, NY-G	3	0	0.0	0	0
8t)	Mayfield, Cle.	3	0	0.0	0	0
8t)	*K. Murray, Ariz	3	0	0.0	0	0
8t)	Peterson, Was.	3	0	0.0	0	0
8t)	Winston, T.B.	3	0	0.0	0	0

WEEK 15 / THROUGH MONDAY, DECEMBER 16, 2019**NFL / DEFENSIVE FUMBLE RECOVERIES**

Rank	Player, Team	Ret	Yards	Avg	Long	TD
1)	Bell, N.O.	5	38	7.6	33t	1
2t)	Suh, T.B.	4	43	10.8	37t	2
2t)	*Bush, Pit.	4	20	5.0	11	1
2t)	Buckner, S.F.	4	12	3.0	12t	1
5t)	Humphrey, Bal.	3	91	30.3	70t	2
5t)	Fitzpatrick, Mia.-Pit.	3	79	26.3	43t	1
5t)	Littleton, LA-R	3	16	5.3	10	0
5t)	Bethel, Bal.-N.E.	3	0	0.0	0	0
5t)	Houston, Ind.	3	0	0.0	0	0
5t)	Cha. Jones, Ariz	3	0	0.0	0	0
5t)	Poyer, Buf.	3	0	0.0	0	0
5t)	Watt, Pit.	3	0	0.0	0	0
13t)	Breeland, K.C.	2	114	57.0	100t	1
13t)	Cunningham, Hou.	2	24	12.0	24	0
13t)	*White, T.B.	2	23	11.5	14t	1
13t)	Van Noy, N.E.	2	22	11.0	22t	1
13t)	Wilson, Det.	2	14	7.0	14	0
13t)	Kennard, Det.	2	13	6.5	13t	1
13t)	Vigil, Cin.	2	13	6.5	7	0
13t)	Clowney, Sea.	2	10	5.0	10t	1
13t)	T. Murphy, Buf.	2	8	4.0	5	0
13t)	*Bosa, S.F.	2	6	3.0	6	0
13t)	Ansah, Sea.	2	5	2.5	3	0
13t)	Woods, Sea.	2	5	2.5	5	0
13t)	B. Graham, Phi.	2	4	2.0	4	0
13t)	N. Williams, Chi.	2	4	2.0	4	0
13t)	Robinson, Det.	2	3	1.5	3	0
13t)	Ward, Ind.-Bal.	2	2	1.0	2	0
13t)	Clinton-Dix, Chi.	2	1	0.5	1	0
13t)	McKinney, Hou.	2	1	0.5	1	0
13t)	Anderson, Was.	2	0	0.0	0	0
13t)	Bethea, NY-G	2	0	0.0	0	0
13t)	Casey, Ten.	2	0	0.0	0	0
13t)	Dupree, Pit.	2	0	0.0	0	0
13t)	Guy, N.E.	2	0	0.0	0	0
13t)	Hurst, Oak.	2	0	0.0	0	0
13t)	Jewell, Den.	2	0	0.0	0	0
13t)	Landry, Ten.	2	0	0.0	0	0
13t)	Lawrence, Dal.	2	0	0.0	0	0
13t)	Nicholson, Was.	2	0	0.0	0	0
13t)	Reid, Car.	2	0	0.0	0	0
13t)	H. Smith, Min.	2	0	0.0	0	0
13t)	Tartt, S.F.	2	0	0.0	0	0
13t)	Watt, Hou.	2	0	0.0	0	0
13t)	Tr. Williams, G.B.	2	0	0.0	0	0

WEEK 15 / THROUGH MONDAY, DECEMBER 16, 2019

Team/Offense Rank (Within League)

AAL	BUF	CIN	CLE	DEN	HOU	IND	JAX	KC	LAC	MIA	NE	NYJ	OAK	PIT	TEN		ARI	ATL	CAR	CHI	DAL	DET	GB	LAR	MIN	NO	NYG	PHI	SF	SEA	TB	WAS
2	22	26	17	27	7	24	20	5	8	29	18	31	14	30	15t	TYds/G	23	11	19	28	1	13	21	12	10	9	25	15t	6	4	3	32
3	20	28	14	26	8	22	18	2	4	31	25	32	11	29	7	TYds/P	19	15	21	30	1	16	17	13	5	6	24	23	9	10	12	27
1	5	27t	10	18	7	9	15	25	23	32	19	31	12	26	8	RYds/G	14	30	13	29	6	21	17	24	4	16	22	11	2	3	27t	20
1	11	23	2	20	6	17	12	22	21	31	27	32	13	28	5	RshAvg	3	26	4	29	7	24	19	25	15	14	18	16	9	8	30	10
26	28	22	19	30	11	27	14	3	5	23	9	29	15	31	20	PsYd/G	24	4	18	25	2	8	17	6	12	7	21	16	13	10	1	32
8	21	29	17	23	13	20	18	3	5	30	19	28	10	22	11	PasAvg	25	15	31	27	1	14	16	12	2	9	26	24	4	7	6	32
10	16	22	30	17	20	14	6	2	29	28	7	27	9	31	11	%HdInt	12	15	24	18	13	21	1	23	4	3	26	8	19	5	32	25
11	22	23	16	25	24	8	15	4	10	29	5	30	6	9	32	Sac/PP	28	17	27	20	1	19	14	2	7	3	18	13	12	26	21	31
2	17t	24	21t	30	5	13	27	6	8	26	14	31	19	29	20	1D/Gm	23	3	10	28	1	17t	21t	15t	15t	11t	25	7	11t	9	4	32
3	18	24	19	30	4	11	28	5	7	27	17	31	8	25	20	3D Eff	23	14	29	26	1	12	22	16	9	10	21	2	6	15	13	32
1	18	19	25t	2t	14t	5	20	7t	12	16	23t	28t	7t	32	30	4D Eff	4	2t	14t	25t	23t	27	21t	31	6	21t	17	28t	10	7t	13	11
6	13	27	19	11	5	3	30	16	28	17t	9	2	17t	7	14	PR Avg	20	12	15	8	24	25	32	21	23	4	1	22	10	29	26	31
31	5	3	21	2	15t	17	18	11	27	12	24	10	8	29	23	KR Avg	25	7	19	1	32	6	26	20	15t	14	9	13	30	28	22	4
19	31	23	15	26	14	24	7	29	5	22	17	8	11	9	2	GPntAv	4	30	13	25	32	20	27	3	21	10	12	6	18	16	28	1
26	31	13	21	27	4	17	1	23	16	18	15	11	28	19	3	NPntAv	12	30	22	24	32	10	25	8	9	7	6	5	14	20	29	2
1	22	32	21	30	10	19	27	4	20	29	8	28	24	25	11	Pts/Gm	17	15	16	26	5t	18	14	13	5t	5t	23	12	2	9	3	31
2	22	12t	12t	11	19	30	1	8t	25	20	21	31	28	4	32	FG%	7	17	23t	18	29	14	3	23t	5	8t	27	6	26	16	10	15

Opponent/Defense Rank (Within League)

	BAL	BUF	CIN	CLE	DEN	HOU	IND	JAX	KC	LAC	MIA	NE	NYJ	OAK	PIT	TEN		ARI	ATL	CAR	CHI	DAL	DET	GB	LAR	MIN	NO	NYG	PHI	SF	SEA	TB	WAS
6	3	29	17	13	28	16	24	18	5	30	1	9	22	4	19	TYds/G	32	20	26	8	7	31	23	12	14	10	25	11	2	27	15	21	
14	4	32	19	13	27	22	28	17	11	31	1	7	29	3	16	TYds/P	30	21	23	5	8	26	24	6	9	10	20	18	2	25	12	15	
5	10	32	27	20	19	9	29	26	17	31	7	2	14	11	13	RYds/G	25	16	30	6	12	18	24	23	8	4	22	3	21	15	1	28	
22	19	28	29	15	25	16	31	30	13	23	18	1	12	3	6	RshAvg	21	10	32	4	11	9	24	8	14	17	5	7	26	27	2	20	
7	3	15	6	10	28	21	14	11	4	24	2	19	27	5	25	PsYd/G	32	23	16	13	8	31	22	9	20	17	26	18	1	29	30	12	
10	3	30	12	15	24	25	22	7	18	32	2	14	31	4	19	PasAvg	28	26	13	6	8	29	23	5	11	9	27	20	1	21	17	16	
14	10	26	7	17	28t	16	25	9	15	11	1	27	22	2	13	%HdInt	30	20t	6	28t	31	32	3	24	4	19	18	20t	12	5	23	8	
17	8	27	10	15	28	18	4	12	21	32	6	26	23	2	19	Sac/PP	22	30	3	25	14	29	16	7	11	9	20	13	1	31	24	5	
3	5t	15	19t	10	25	13	22	24	4	31	1	8	28t	9	19t	1D/Gm	32	23	27	7	18	30	16	14	11t	11t	21	5t	2	28t	17	26	
13	6	26	3	14	32	23	22	9t	25	27	1	21	29	11	12	3D Eff	30	24	20	8	4	28	19	16	18	7	17	9t	2	15	5	31	
5	6t	11t	8	19t	14t	9t	17t	25t	25t	17t	6t	2	30t	11t	9t	4D Eff	1	19t	32	24	22t	4	14t	25t	22t	13	25t	30t	3	21	16	29	
25t	29	5	24	23	1	7	4	3	17	18	8	13	32	28	27	PR Avg	20	15	19	16	25t	2	22	21	14	12	9	11	6	10	30	31	
18	19	5	6	31	3	17	10	4	15t	30	8	2	12	14	15t	KR Avg	9	13	7	27	20	25	23	26	29	32	1	24	11	21	22	28	
29	12	5	13	26	30	18	22	4	3	9	2	10	27	25	24	GPntAv	6	28	17	21	23	19	7	8	20	1	11	15	31	16	32	14	
24	11	5	14	20	31	10	27	6	15	9	3	2	25	7	28	NPntAv	13	23	16	8	30	26	22	12	21	1	4	17	19	29	32	18	
4	2	24	17t	10t	19	17t	23	10t	13	32	1	20	28	6t	8	Pts/Gm	30t	25	29	3	12	26	9	15	6t	14	27	16	5	21	30t	22	
25	1	29	3	27	16t	31	16t	13t	2	13t	26	15	7	6	10	FG%	24	32	8	5	22t	12	19	11	22t	30	9	16t	28	4	20	21	

FEATURE STORIES



TABLE OF CONTENTS



LOS ANGELES CHARGERS.....	3
Low-Income Families Gifted Thanksgiving Thanks To Chargers.....	3
All hail the NFL's coolest jersey: Chargers embrace powder blues	3
SoFi Stadium: Naming rights sold for Los Angeles' new arena	4
Los Angeles Chargers To Debut Chargers LUX Premium Membership Program For 2020 Season.....	5
Chargers Grant Make-A-Wish for Henry Wat.....	5
Chargers Champions Awards Over \$200,000 in Grants to San Diego Schools.....	6
Column: Chargers aren't the only NFL team that rents	6
Los Angeles Chargers Donate \$10,000 to High School Football Team That Lost Equipment in Fire.....	7
Chargers surprise Magnolia High with \$10,000 donation to replace equipment lost in fire	7
Chargers making progress in battle to win over fans in Los Angeles.....	7
TOM TELESCO	8
By one major measure, Chargers GM Tom Telesco is among the drafting elite.....	8
ANTHONY LYNN.....	9
Chargers coach found his 'game-changer' not on gridiron but in Africa.....	9
Chargers coach found his 'game-changer' not on gridiron but in Africa.....	10
For Anthony Lynn, Lessons from Tanzania are Fresh Entering Training Camp.....	11
It's the Heart of the NFL Offseason, and Anthony Lynn Is Making the Most of It.....	11
Anthony Lynn's 'vision coming to life' has nothing to do with football	12
SHANE STEICHEN	13
Who is Shane Steichen? Coaches from his past weigh in, plus a Melvin Gordon update and tacos.....	13
GEORGE STEWART.....	14
Want to make the Chargers' final roster? Earn this man's trust.....	14
RON MILUS.....	15
Ron Milus: Leader of the JackBoyz	15
KEENAN ALLEN.....	16
Chargers' Keenan Allen continues to be overlooked after back-to-back prolific seasons	16
MICHAEL BADGLEY	17
How confident is Michael Badgley? Chargers kicker shows up to camp with a mullet	17
"Jersey Confidence" Abounds in Michael Badgley	17
MICHAEL DAVIS	18
Chargers' Michael Davis looks forward to special homecoming in Mexico City	18
Chargers' Michael Davis approaches MNF homecoming with full embrace of Mexican roots	19
Michael Davis hopes to say 'hola' to starting cornerback role	20
THOMAS DAVIS SR.....	21
Veteran Thomas Davis brings wisdom and leadership to Chargers	21
Chargers love having veteran Thomas Davis Sr. as part of family	21
AUSTIN EKELER.....	22
Austin Ekeler makes NFL history, delivers sales pitch for next contract	22
'All of them are just plain athletes': How three RBs have brought attention to Colorado.....	23
The Rise Of Austin Ekeler	24
Chargers RB Austin Ekeler out to prove he's an NFL feature back	27
CASEY HAYWARD JR.	28
Chargers have a leap of faith when it comes to corner Casey Hayward, a former Packer.....	28
'I make it happen': Chargers' Casey Hayward has been proving doubters wrong since high school	29
HUNTER HENRY	30
Chargers hope healthy Hunter Henry is poised for breakout year	30

RAYSHAWN JENKINS	31
Rayshawn Jenkins has gone from 'knucklehead' to maybe Chargers' most exciting athlete	31
JUSTIN JONES	31
Lighter Justin Jones ready to carry his weight for Chargers at defensive tackle	31
Justin Jones Fulfills Mom's Wish	32
DESMOND KING II	33
Homecoming King: Chargers defensive back returns to Detroit as an All-Pro	33
Desmond King is having the ride of his life as an All-Pro with the Chargers	33
UCHENNA NWOSU	34
Uchenna Nwosu: Player by Day, Coach by Night	34
RUSSELL OKUNG	34
How a pulmonary embolism changed the Chargers' Russell Okung	34
TREY PIPKINS III	35
Trey Pipkins beginning his long-term growth journey with Chargers	35
TROYMAINE POPE	35
Chargers' Troymaine Pope puts family first to make NFL dreams a reality	35
PHILIP RIVERS	36
'Shoot, daggum, come on, darn it': How Philip Rivers' lexicon has infiltrated the Chargers' locker room	36
Taking a walk with Philip Rivers, as Chargers' QB prepares for 16th NFL season	37
Philip Rivers' camp: Football, fun and nunc coepi	38
TRENT SCOTT	39
Chargers' Trent Scott cooks up protection for Philip Rivers, food for his fellow linemen	39
RODERIC TEAMER	39
Chargers rookie Roderic Teamer has passion for rescuing dogs	39
JERRY TILLERY	41
World traveler Jerry Tillery fits into Chargers' eclectic D-line	41
DRUE TRANQUILL	41
Chargers rookie Drue Tranquill makes every moment count, even when asleep	41
JAYLEN WATKINS	42
Family foes: Watkins brothers anticipate division rivalry	42
Jaylen Watkins works toward his long-awaited Chargers debut	43
DEREK WATT	43
Family foes: Watkins brothers anticipate division rivalry	43

LOS ANGELES CHARGERS

Low-Income Families Gifted Thanksgiving Thanks To Chargers

By Ashley Ludwig
Patch
November 27, 2019

SANTA ANA, CA — NFL cornerback Casey Hayward is thankful for many things this holiday season, but most of all, for the ability to help those in need over Thanksgiving.

This week, the Los Angeles Chargers football player, through his charity Hayward's Hands Foundation, gathered a handful of his fellow Chargers in a partnership with Orange County United Way, and served a pre-Thanksgiving dinner to 150 low-income students and their families at Santa Ana's Washington Elementary School.

Working with United Way of Orange County, Hayward and fellow Los Angeles Chargers teammates Desmond King II, Jaylen Watkins, Rayshawn Jenkins, Adrian Phillips, Derwin James Jr., Tevaughn Campbell, Shalom Luani and Roderic Teamer served food and drinks, buffet style, to students and their families.

This school is the newest SparkPoint OC location for the Orange County United Way.

With that assistance, "families at Washington Elementary can get free support, personal financial coaching to get back on track and help stabilize their finances and housing situation," a spokesperson for United Way said.

In community around Washington Elementary School in Santa Ana, 80 percent of the students are on a free or reduced-price lunch program, Patch was told. As many as 60 percent of those are considered "housing inefficient," living doubled or tripled up.

United Way of Orange County partnered with Hayward's Hands Foundation to lend not just a helping hand, but a leg up for those families in need.

Washington Elementary is one of Orange County United Way's Impact Hubs – a powerful multi-generational solution serving the children and the parents to tackle intergenerational poverty. As a result, these students become more secure and better able to focus on academic success.

Hayward's inspiration for his foundation began with his mother, and how she helped whoever was in need, he said. Tish Hayward and her son long volunteered their time in their home town of Perry, Georgia. She lost her battle with breast cancer in 2016. He continues his mother's legacy through the gift of philanthropy.

"She was passionate about helping her community," Hayward said. "She believed that in order to change the world, you have to start at home."

Though the charity began in Hayward's home state of Georgia, he has extended the reach to his new home base of southern California.

In order to change the world, you have to start at home.

"So many families within our service areas do not know where their net meal will come from," Susan B. Parks, president and CEO of Orange County United Way, told Patch. "We are so thankful for their giving spirit."

The United Way and Hayward's Hands share a vision of supporting communities.

The Thanksgiving meal was just another opportunity to improve the lives of Orange County's young learners and their families. Hayward served along with his teammates, visiting with those present before he paused to reflect on the day.

"We wanted to lift the burden for many families this holiday season by having them enjoy and celebrate a Thanksgiving meal," he said. "I was grateful to the United Way to help carry out my mother's vision today."

All hail the NFL's coolest jersey: Chargers embrace powder blues

By Eric Williams & Alden Gonzalez
ESPN.com
September 26, 2019

LOS ANGELES -- Powder blue -- or baby blue, or light blue, or basically anything that resides on that side of the palette -- is Casey Hayward's favorite color.

Through his first three seasons with the Chargers, the Pro Bowl cornerback spoke out often about his desire to wear the organization's old powder blue uniforms more frequently. When the Los Angeles Chargers announced that they would make those throwbacks their primaries for the 2019 season, Hayward was among the most elated.

Speaking with noticeable passion this summer, he said: "Maybe because it's so soft. That blue, it's so soft. So it's not too heavy on the eye. And it's light. You can look up -- it's sky blue right now -- and it just reminds you of it."

That soft blue, with the white pants adorned with yellow lightning bolts, will debut at the Miami Dolphins on Sunday and will be worn six times overall. That includes four times at home, making 2019 the first time the powder blues have been the primary home uniform since the 1970s. Chargers fans, previously in San Diego and more recently in Los Angeles, have spent years clamoring for them. But the uniforms have long been revered, enough so that the NFL Network named them the best uniform of all time in 2012.

When the announcement was made in April, Chargers president of football operations John Spanos expected minimal traction. He wound up hearing from East Coast friends he hadn't spoken to in decades. A hype video developed by the Chargers' social media department went viral.

Other teams, namely the former Houston Oilers and current Tennessee Titans, have made use of a lighter shade of blue. But Paul Lukas, a noted uniform expert who writes for Sports Illustrated, believes "there really is no other team that owns that color the way the Chargers have always owned it."

"It just resonates with people," he said. "It just feels timeless and perfect."

Keenan Allen, the Chargers' 27-year-old wide receiver, is something of a throwback collector. He estimates he owns roughly 100 old jerseys, split between the NBA and the NFL. Allen is among an entire generation of young adults who helped spark a throwback craze that has dominated the culture in recent years, a love that prompted the Chargers -- and, last year, the Rams -- to revert to the past in hopes of ingratiating themselves with the L.A. market.

"There was a simplicity to them that a lot of people find appealing and endearing," Lukas said. "And also, time has a way of smoothing out some of the rough edges."

'Electric' look embodies Chargers' history

The Chargers began wearing the powder blue uniforms during the franchise's inaugural season in Los Angeles in 1960, and continued to wear them in San Diego when they began playing games at Balboa Park.

They represent some of the most successful teams in franchise history. Led by Hall of Fame receiver Lance Alworth, the Chargers went to the AFL title game five times during the 1960s, winning it all in 1963 before joining the NFL with the 1970 merger.

"They're historic," longtime San Diego Union-Tribune columnist Nick Canepa, a native San Diegan who started covering the Chargers in 1982, said of the powder blues. "That's what the AFL team wore. That was their look. They were unique."

Hall of Fame quarterback Dan Fouts was on the final Chargers team to wear the powder blues as its primary uniform during his first season in the pros in 1973 before the franchise switched to royal blue. He has a decidedly old-school opinion about the powder blues.

"As players we wear what they throw in our locker," Fouts said. "We're more concerned about those other jerseys on the other side of the ball."

However, Fouts also understands what the popular jersey means to the history of the franchise as it continues to try to gain a foothold in its new L.A. home.

"It's nice to see them back," Fouts said. "Fans have always voted them as one of the best uniforms, if not the best, but winning really brings you the recognition that you need."

The Chargers went away from the powder blues for the 1974 season but brought them back as an alternate jersey in 1994, during the NFL's 75th anniversary season. Since then, the Chargers are 20-16 when wearing the retro jerseys, including 4-0 under current coach Anthony Lynn.

"It was really about having understood the history and tradition of when they wore powder blues," Hall of Fame running back LaDainian Tomlinson said. "So every time you put those things on, you knew it was special, you wanted to play your best and it was just a little something extra."

Bobby Rubio is a Pixar story artist and San Diego native who's been a fan of the team since the 1970s. Rubio posts a drawing each week of his beloved team crushing its opponent via Twitter.

"I was pretty excited because they are the best-looking uniforms in the NFL," Rubio said about the powder blues. "I personally like the navy blues because I think they look more menacing and they remind of the LT (LaDainian Tomlinson) years. I can see why people like the powder blues. They're beautiful uniforms. If I had to pick, my choice would be the navy blues.

"But if the L.A. Chargers are trying to invoke an L.A. feeling, they are similar colors to UCLA."

Former Chargers center Nick Hardwick said the iconic jerseys provided an extra boost.

"We always felt like we looked really -- and it's funny to use this word -- electric," Hardwick said. "We felt like we looked better than anybody else in the NFL. And the change that they made with the yellow face mask to go with the powder blue, oh my goodness. That is so fire.

"You want to look sweet on the field, to put your jersey on and go, 'Yes, this is right.' It's like a businessman going to a really important meeting, he wants to feel like nobody looks better than me in this room, and those guys are going to have that feeling. They're going to have the sweetest jerseys in the league."

Could these powder blues help the Chargers in L.A.?

Eight other NFL teams list a darker shade of blue among their primary colors. The Chargers were among them. If nothing else, switching to throwbacks will help them stand out during a time when it has become so easy for them to fade into the background.

"Having a nationally recognized jersey just helps your brand -- period," Chargers president of business operations A.G. Spanos said. "Any time you play in something that's so recognizable, so distinguishable, it helps you."

The question is how the uniform might help the Chargers gain traction within the Los Angeles market. Next season, their fourth back in L.A., the Chargers will move into an opulent new stadium they will share with a Rams team that is more popular.

The Chargers' gains have thus far been minimal, despite that 12-win season in 2018. They're still the team this market didn't want, the one that plays in a tiny stadium often overrun by opposing fans.

The powder blues dominated the bleachers during camp. With four open practices left earlier this summer, the Chargers had already "well surpassed" last year's merchandise sales for all of training camp, according to a team official.

Hayward said "fans will definitely be excited" about the throwbacks because, among other things, they'll offer a connection point to the players many grew up rooting for.

But can it help the Chargers get noticed?

"Nah, I don't think the jerseys will do that," sixth-year defensive back Adrian Phillips said. "The main way to get fans is to win -- but jerseys will definitely be a nice accent. They see those jerseys, they see that powder blue on the field -- they won't help us get more fans, but the fans will love them."

San Diegans bitter about uniform change

Brady Phelps, a San Diego sports commentator who hosts the "Zero Chance" podcast, summed up how many former Chargers fans in his city felt when the powder blue announcement came earlier this year.

"Going to the powder blues felt like adding salt to the wound," Phelps said. "It just felt like that extra punch in the gut when you already took the team, and now the thing we wanted for all of these years -- we would get in flashes for Sunday night football games or Monday Night Football and get excited -- [Spanos] gives that to L.A. when they so clearly didn't want the team there. L.A. doesn't even realize the gift they were given with these powder blues."

Canepa said that when owner Alex Spanos bought the team in 1984, he worked to create a new identity for the franchise with navy blue uniforms, which debuted in 1985.

"People wanted the powder blues," Canepa said. "They'd used them a couple times a year. When they'd go to the powder blues, Chris Berman would hold up the powder blue uniforms on TV, saying they're the best in the world.

"The way I look at it, it's just another slap in the face because they never did it here. It was almost a spite thing. People in town wanted them. They (Chargers ownership) didn't. But I'm not surprised. I thought they would go with the powders all along now that they moved the team."

Even Tomlinson can relate to how fans in San Diego feel about the change, having played most of his career in that city.

"Me and the fans in San Diego have something in common, because I feel the same way," Tomlinson said. "I look at it this way: I will never be a Los Angeles Charger player. My history is with the San Diego Chargers. So with that, I have to be able to say this is the Los Angeles Chargers era. I can't be mad about it. For these guys like Derwin James, this is their era, and they deserve to have more than we have."

Hardwick believes it's time to move on.

"The decisions that they're making now have nothing to do with the past, and it should be taken that way," Hardwick said. "They decided that these jerseys are going to garner some eyeballs and let's move forward with it. I don't think it has anything to do really with San Diego. It was a great decision because those jerseys are awesome."

SoFi Stadium: Naming rights sold for Los Angeles' new arena

*By Greg Beacham
The Associated Press
September 15, 2019*

LOS ANGELES — SoFi Stadium is the name of the palatial new home of the Los Angeles Rams and the Los Angeles Chargers.

The growing personal finance company formally known as Social Finance has reached a 20-year agreement for the naming rights to the multibillion-dollar stadium complex in Inglewood, California, the teams announced Sunday.

SoFi Stadium is on schedule to open next summer in Hollywood Park ahead of the 2020 season for Los Angeles' two NFL teams. One season later, the stadium will host the Super Bowl.

SoFi was only founded in 2011, but the Bay Area-based online lending startup has grown rapidly into a prominent financial services business particularly successful among people refinancing student loan debt. Led by CEO Anthony Noto, a former NFL executive, and fresh off a \$500 million round of equity financing led by Qatar's sovereign wealth fund in May, SoFi bought the naming rights to reap extraordinary exposure from the world's most prominent new stadium.

"It was something that really took a while for us to convince them that we were the right partner, and really gain the confidence that we could make that long-term commitment," Noto told The Associated Press. "We're super excited to have got to this point. They're building something that's unprecedented, and I think the impact it could have (on SoFi) will be equally unprecedented."

The 70,000-seat stadium is the centerpiece of a 298-acre complex developed by Rams owner Stan Kroenke and shared by owner Dean Spanos' Chargers. Along with the 2022 Super Bowl, the arena also will host the 2023 College Football Playoff national championship game, an annual college football bowl game, and the opening and closing ceremonies of the 2028 Olympics.

With SoFi's name out front, the entire complex will have a prominent role in the future of the NFL and the Los Angeles metroplex.

"It's one of these forward-thinking companies," Spanos told the AP. "It's in the forefront of innovation in their industry. That's something and somebody we want to be associated with as our stadium takes on that same sort of energy, because it's something that nobody has ever done before. I think what Stan has built here and done here, in his creativity with this whole development, this probably is going to redefine this area of Los Angeles for the next century. It's going to be something that LA is going to be very proud to have."

Spanos and Rams chief operating officer Kevin Demoff are both pleased by the addition of a young, technologically savvy partner with the naming rights deal.

"When Stan started to imagine what sports and entertainment district at Hollywood Park to be, he wanted to find not only world-class partners, but innovative partners," Demoff told the AP. "He wanted to bring someone unique to the table that hadn't been there before, and I think SoFi is a terrific partner because under Anthony's leadership, you can see their vision for financial technology, for changing banking and loans, and really that process of putting the customer first is very similar to what we want to do at the stadium. I think it's a unique fit for what we believe will be the greatest stadium in the world."

Kroenke and Demoff also were pleased by the compact, alliterative name for such an expansive project, Demoff said.

"SoFi Stadium — I'm a fan of alliteration, so I love it," Demoff said. "That may be very 10th-grade English of me, but I think it's a very natural-sounding name."

Noto has a personal connection to the stadium and to its primary sport: The former Goldman Sachs partner also is the former chief financial officer of the NFL, and he worked on the league's groundwork efforts a decade ago to return to the Los Angeles market. After he became the chief operating officer of Twitter in 2014, Noto worked on its agreement to stream NFL games on the platform.

"I really had a front-row seat on seeing the impact (the NFL) could have on a business like ours," Noto said. "It's a small component of our overall marketing budget and our overall spending budget, but the benefit we get from reallocating the investment into this from other things is magnitudes greater."

SoFi recently has partnered with sports brands ranging from college basketball conference tournaments to the U.S. Open tennis tournament and the X Games. Noto said SoFi aggregated the audiences that saw their combined sponsorship efforts in 2018 and came up with about 15 million unique viewers for the entire year.

That's roughly the same amount of exposure they'll get from one prime-time NFL game in SoFi Stadium, Noto said.

Noto praised his former boss, NFL Commissioner Roger Goodell, for this culmination of the league's years of patient planning for a return to the nation's second-largest market.

"It's a result of Roger's vision back in 2008 and '09 when he established he wanted the LA market to be not just another stadium, but to be this iconic destination," Noto said. "Stan and Dean are bringing it to life in a way that no one could truly comprehend when Roger laid out the vision."

Along with the name, SoFi members will have their own lounge inside the stadium, and the company will stage additional events and seminars at the complex.

The money from a naming rights deal typically offsets construction costs, and Kroenke's project is expected to cost more than \$5 billion. The Hollywood Park project already sold separate naming rights last month to American Airlines for a year-round performance venue and stadium entrance area.

Los Angeles Chargers To Debut Chargers LUX Premium Membership Program For 2020 Season

By Michael LoR 
Forbes
September 11, 2019

The Los Angeles Chargers move into the new state-of-the-art Los Angeles Stadium at Hollywood Park beginning with the 2020 NFL season. While fans anxiously await the Chargers' new residence after relocating from San Diego two years ago, suite owners will be extra excited and incentivized as the organization debuts Chargers LUX to coincide with the venue's debut.

Chargers LUX is a premium membership program that connects suite owners to the Los Angeles lifestyle through exclusive access to high-end hospitality, business and entertainment benefits year round at no additional cost.

"The Chargers are an organization that is committed to delivering the best experience to the L.A. Chargers family and that extends beyond game day," said A.G. Spanos, Chargers president of business operations. "The experience for our suite holders is going to be unparalleled and we want that to continue year round outside of game day, which is why we created Chargers LUX."

Membership includes access to Spring Place, Velocity Black concierge service and The Private Suite terminal at Los Angeles International Airport (LAX).

Located in Beverly Hills, Spring Place is a workspace and private membership club for the city's visionaries and entrepreneurs to work, socialize and relax; resident membership is \$1,250 per month. Velocity Black is a members club and concierge service for high-end experiences, travel, dining and accommodation; its concierge service guarantees a response within one minute. Membership fees to this invitation-only service cost \$2,800 per year. The Private Suite at LAX is a new gate into LAX where members pay up to \$4,500 annually to benefit from expedited security, await their departure in comfort and style in personal suites, and are driven directly to their aircraft when it's time to take off.

"Customers want more than just a seat," said Steven Ziff, Chargers chief marketing officer. "We really needed to extend the value to something that's never been offered."

"People nowadays want more for their money; they want more value and they expect it," Spanos added. "L.A. is such a competitive marketplace, so we knew we had to be innovative and we believe this program is really first in class and unparalleled. The companies we chose to partner with are the best in class of L.A."

Currently only available to 2020 suite owners, who are paying between \$97,000 to \$200,000 for their suite, Chargers LUX will eventually feature a tiered system as it expands to include the rest of the team's fan base, including club suites and other premium properties while incorporating various other partners accordingly.

"We strongly believe in the concept of membership and allowing our fans to get 365-day benefits beyond that seat on game day," Ziff said. "We really want that relationship with those fans to be an annual one, knowing we're going to create wonderful events and experiences along the way while adding benefits into those memberships as well."

Inspired by the benefits and perks of the invitation-only American Express Centurion Black Card, Spanos and Ziff believe Chargers LUX will be a game changer in the sports and hospitality industry.

"It applies pressure to other teams in every market to really ramp up the way they look at their customers and really cater a more customized and tailored approach from their partners to season ticket holders," Ziff said. "Every customer deserves a personalized journey and experience from their club."

"We're trying to set a high bar for ourselves to make sure we treat our customers the way they're meant to be treated, which is the best."

Chargers Grant Make-A-Wish for Henry Wat

By Hayley Elwood
Chargers.com
August 19, 2019

Last November, Henry Wat had an opportunity to visit Hoag Performance Center after he submitted a writing assignment in school describing his best day ever which was a hypothetical 75-0 Los Angeles Chargers victory.

But over the weekend, Wat, who suffers from Duchenne's Muscular Dystrophy, truly had his "best day ever."

It was then that the Chargers and Make-A-Wish Foundation made his dream of meeting Bolts legend and Hall of Fame quarterback, Dan Fouts, and watching him call a Chargers game come true.

"It's everything that I could have wished for my kid that (we) couldn't provide for him ourselves," Kristin Wat, Henry's mom said. "We try and make our kids' wishes happen to the best of our ability, but an event like today, and Monday's practice, and all of the warm invitations and friendships that have come from the Chargers and Make-A-Wish are things I never could have provided for my own kid. I'm just over the moon with excitement for him."

"It was special for me and surprising, too," Fouts said. "The family support he has and the Make-A-Wish Foundation (is great). My hat's off to the Chargers for making it all happen. It was a win-win situation for everyone. I hope he had a good time and I think he did."

On Monday, Henry and his family were invited to the team's night practice of training camp. It was there that Philip Rivers surprised Wat with a custom jersey and tickets to Sunday's game.

"Just to see him smile so much and enjoy himself in this environment, he's so comfortable and really takes the Chargers so personally," Kristin mentioned. "He really gets emotionally involved when the game starts."

Kristin said Henry's love for the Chargers stemmed from playing Madden with his brothers. As Irvine residents, the Bolts are always on television in-season, but playing Madden, and selecting the Chargers as his team, allowed Henry to truly learn the intricacies of the game from the players to positions to plays.

From there, he's become the family's football pundit, keeping a keen eye and knowledge of what the Chargers do on the field in real life.

"He can't tell me what we got him for Christmas, but he can tell me what plays were made during the game against the Kansas City Chiefs and who scored the two-point conversion," Kristin recalled.

But as much as he knows about the current team, Henry also knows about Chargers legends like Fouts. His wish surprised his parents – they didn't know he knew of the Hall of Famer!

After enjoying pregame views from the field with his family and meeting players like Joey Bosa, the Wats went up to the broadcast booth. Fouts then surprised Henry with a gift bag, which included a figurine of himself, a hat from the Pro Football Hall of Fame amongst other items, and even season tickets to watch the Bolts in 2019.

While the whole day, and even week, was emotional, it was a truly unforgettable experience for not only Henry, but his family as well.

"He deserves it," she continued. "He's a really sweet, quiet kid who doesn't ask for these things. He doesn't particularly like the attention, but he's loving this."

Chargers Champions Awards Over \$200,000 in Grants to San Diego Schools

*By Hayley Elwood
Chargers.com
August 19, 2019*

In addition to an expansive commitment to supporting both Orange and Los Angeles County area students – to date nearly 25,000 local youth have been impacted by Chargers community activations/donations – the Chargers have continued the organization's long-running Chargers Champions program in the San Diego community, providing more than \$200,000 in funding to eight area schools in the past year alone.

Since its inception two decades ago, Chargers Champions has provided more than \$6 million to assist schools, teachers and students. Schools apply on their own for funding that can go towards physical fitness, nutrition or athletic programs on their campuses.

Many of the schools who were awarded grants in 2018 are located in underserved communities where the team's donations can truly make a difference.

"We are a school that is 100-percent free or reduced lunch," mentioned Kelcie Butcher, Athletic Director for Crawford High School, which received \$60,000 towards weight room equipment. "That means my families are focused on putting food on the table and keeping a roof over their heads. The ability for my kids to have extra time and money to possibly have a gym

membership isn't really in the cards. Their workouts need to happen at school if they're going to happen at all."

Lewis Middle School was granted \$30,000 towards a new indoor fitness room. According to the school's principal, Brad Callahan, out of the 1,100 students, 43% of them live in poverty. The funding they received from the Chargers Foundation will allow them to cater to different groups of students to measure fitness levels in P.E. classes. It will also be used for workouts outside of P.E. classes.

"What we have in there is just an empty room, and I had a vision and now my dream came true," mentioned Rodney Lowe, Lewis' P.E. coach who wrote the grant. "(My dream is) to fill it with equipment and what we plan on doing is circuit-style training. We envision filling it up with all kinds of types of workouts; from weights to cardiovascular (and) agility (workouts). Our goal is to get them in great shape and expose them to every kind of workout we can."

Butcher described the equipment in her school's weight room as extremely outdated. With that said, the funding provided will help her bring completely new and updated equipment into the room and in turn, up the morale of the students at her school.

"The last time it was re-outfitted was in the late '90s, so it was filled with tons of machines and things like that," she said. "We're going back to basics with benches where you can do a multitude of exercises on them. We're also bringing in TRX and some weighted balls and hand weights so it's not going to just be a football (weight) room. Everybody can go in, get a workout and feel good about themselves and focus on their health.... I can see the change in spirit when (the students) have the opportunity to have nice things."

The impact the Chargers Champions program has on these schools, as Lowe and Butcher attested, forever changes their athletics programs in that the donation not only impacts this current crop of students, but classes of students for years to come.

"Chargers Champions is actually just one way the team is still active in San Diego," mentioned Kimberley Layton, Chargers Vice President – External Affairs. "Besides continuing to provide donations and other support to charities in San Diego, our Coach of the Week program, which has been selecting a high school football coach each week for 20 years and donating \$1,000 to their football program, is still happening every Friday in-season. And kids all over San Diego County can still participate in our Junior Chargers Training Camps thanks to our decades-long partnership with STAR/PAL."

"It's wonderful," Lowe remarked. "When they moved, I was heartbroken just looking at their (impact) in the community and being afraid of them cutting their ties. I was afraid we weren't going to be able to still apply for the Chargers Champions grant. But when I found out about (the Chargers continuing) the program via email, I went for it. I'm glad they still have ties in the community. It means a lot to me."

"We would not have this had it not been for Chargers Champions," Butcher added. "Our weight room probably would have stayed like this for the next 15 or 20 years. There's no opportunity for a program like ours to ever make

a purchase like that. I've written grants in the past and things like that, and when you have a grant and a successful organization that's willing to help you, that's the time that you are able to do things like that. But there are groups few and far between that are supporting schools like this.... The more people realize that investing in our youth is the key to making changes, it's good."

The grant cycle for 2019 opens Monday, Aug. 19.

Column: Chargers aren't the only NFL team that rents

*By Arash Markazi
Los Angeles Times
August 7, 2019*

The same tweets and comments come rolling in like clockwork every time a picture, video or story is posted calling the Los Angeles Stadium at Hollywood Park the future home of the Rams and Chargers.

Variations of "it's the home of the Rams; the Chargers are just renters" come flooding in from Rams fans and former Chargers fans in San Diego.

It's understandable. Rams fans don't want their team to share the stadium and former Chargers fans in San Diego will never understand why the team would leave their home of 56 years to be an afterthought in the crowded Los Angeles sports landscape.

The problem with calling the Chargers renters and needling them with chants of "pay your rent" is that they aren't alone. There are only four teams in the NFL that own and operate the stadiums they play in.

When the Chargers called San Diego home, they had a lease agreement to play at Qualcomm Stadium, which is owned and operated by the city of San Diego. The Chargers were never the stadium's lone tenants, sharing it at various times with San Diego State and the San Diego Padres.

Some of the most iconic stadiums in the league aren't owned by the teams that play there. The Dallas Cowboys play at AT&T Stadium, which is nicknamed "Jerry World" after Cowboys owner Jerry Jones. However, the stadium is owned by the city of Arlington and the Cowboys pay \$2 million per season in rent. The Chicago Bears pay \$6.3 million annually to play at Soldier Field, which is owned by the Chicago Park District. The Green Bay Packers pay almost \$1 million annually to play at Lambeau Field, which is owned by the city of Green Bay and the Brown County Pro Football Stadium District.

Every team in the NFL, except for the Miami Dolphins, New England Patriots, Washington Redskins and Carolina Panthers, is technically a renter when it comes to its home stadium.

When the Los Angeles Stadium at Hollywood Park opens next year, it will be owned by Stadco LA LLC, a third party controlled by Rams owner Stan Kroenke. Chargers ownership holds an interest in the company as well.

While much has been made of the Chargers paying \$1 per year to rent the stadium, the Rams will be paying the same amount.

While Kroenke controls Stadco LA LLC, the Chargers are more partners than tenants in the stadium. Each team is paying \$200 million from their NFL G4 loan toward the stadium's construction. Each team will keep its local revenue from the stadium, which includes money from tickets, parking, concessions and other game-day-related sponsorship and advertising deals. Each team will get an 18.75% cut from naming rights deals and jointly sold suites and personal seat licenses. And the stadium will have equal-sized home locker rooms for each of the teams.

The Rams and Chargers were both present Tuesday for the stadium's first naming rights deal, as the plaza in between the stadium and performance center was announced as American Airlines Plaza. As part of the deal, American Airlines became the official airline of both the Rams and Chargers and airline officials said their company would have prominent branding during Rams and Chargers game days. Expect similar equal partnerships later this year when naming rights deals are announced for the 70,000-seat stadium and the 6,000-seat performance center.

"The partners that come into this building will share an official designation with both teams, and I think that's right," Rams chief operating officer Kevin Demoff said. "We're partners in this stadium and we're partners in making the NFL as strong as possible in Los Angeles."

"We want to make L.A. a true NFL city with the L.A. Rams on the NFC side and the L.A. Chargers on the AFC side, and hopefully in 2022 we'll be the first teams to host and play in the same Super Bowl."

When Fred Maas, the Chargers' chief of staff, shows off renderings of the stadium, there's a massive Chargers logo on the canopy of the stadium, Chargers logos on the 70,000-square-foot Oculus display that will hang from the roof, Chargers logos on the field and on the televisions in suites and concourses. It looks like the home of the Chargers. There's no sign of the Rams, who have similar renderings of their home games.

"New York having one stadium for the Jets and Giants was a great experiment and opportunity for us to learn," Maas said. "... There will be no doubt that this will be the home of the Chargers when we have a home game."

The divide will come on days the NFL isn't playing there.

Kroenke will get all non-NFL revenues and the Chargers will not have a role in the mixed-use development planned on the 298-acre site.

Kroenke could make everything outside the stadium Rams-centric and ignore the Chargers, but the plan is to make the development a neutral destination.

"There's a tremendous amount of collaboration that's going into the stadium, the naming rights and the founding partners," said A.G. Spanos, Chargers president of business operations. "Those partnerships are done in collaboration with both teams and we're really working together to make this the best stadium in the NFL."

Los Angeles Chargers Donate \$10,000 to High School Football Team That Lost Equipment in Fire

*By Carmen DiPippo
PEOPLE
August 7, 2019*

A Los Angeles area high school football team didn't know if playing in the upcoming football season would be possible after a fire destroyed their equipment shed — but with help from the Chargers, they'll be back on the field this fall as usual.

On July 17, Magnolia High School in Anaheim, California, lost all of their football equipment in a storage fire, according to a social media video from the Los Angeles Chargers.

"We had a regular practice on a Wednesday and two hours later I got calls from players that our athletic equipment shed was on fire. Our equipment was gone and we were a month away from starting [the] season," Desmond Hernandez, Magnolia High School football head coach, said in the clip.

After hearing the devastating news, the Chargers knew they had to do something to make sure the team could play.

Magnolia High School isn't just any Orange County school, especially for Chargers broadcaster Hank Bauer. He's an alumni, giving the team an extra-special connection.

"That's my high school, in Orange County. For the Chargers to reach out and do something, that's really special," Bauer said in the video.

This past Sunday, the pro athletes had the Magnolia High School team at training camp in Costa Mesa, where they presented the team with a surprise \$10,000 check, CBS Los Angeles reported.

"High school football is very close to my heart. I love the local kids here and what it does for you guys," Chargers General Manager Tom Telesco told the young players during the visit.

Chargers surprise Magnolia High with \$10,000 donation to replace equipment lost in fire

*By Gilbert Manzano
Orange County Register
August 4, 2019*

COSTA MESA — Football players from Magnolia High gathered on the field Sunday for what they thought was merely the obligatory team photo when away from campus.

The players waited and had no idea why. Everyone was present, including head coach Desmond Hernandez and former Chargers running back Hank Bauer, an alumni of the Anaheim public school.

Then the double horn sounded. They were waiting for the Chargers to finish practice to partake in the team photo.

Chargers defensive end Joey Bosa walked over to surprise the teenagers, who were in awe as they slapped hands with the star player.

Along with being able to tag Bosa on their Instagram photos, the players will have new football equipment for the upcoming season. The Chargers presented the team with a \$10,000 check that will be used to replace the athletic equipment that was lost in a fire last month.

"They're teenagers, so they try to act really cool a lot of times," said Hernandez, the third-year coach for the Sentinels. "But to see them just embrace being a young boy watching superstars, they loved it."

A week ago, Hernandez was unsure how they'll make it through the season without sleds, step-over bags, shields and speed and agility equipment. All of it was lost in the storage building that caught fire on July 17.

Hernandez asked for donations a few days after. He received a lump sum from the Chargers, and now the Sentinels can have peace of mind before opening the season on Aug. 23 against Godinez Fundamental at Glover Stadium.

"When we first heard about it we wanted to learn a little bit more," said Heather Birdsall, the Chargers' director of community partnerships. "So we reached out to the head coach and wanted to help in any way that we can. We found out what equipment they were missing because of the fire and wanted to make them whole again. Wanted to help them get ready for the season."

The Chargers partnered with Shock Doctor, a sports equipment company, to provide relief for Magnolia High. The fire also affected the soccer, track and field and cheer programs.

The Magnolia High football team had planned to be at the Chargers' training camp as guests of Bauer, but the players weren't aware of the donation.

"These boys have been mentally tough throughout this whole process," Hernandez said. "So thankful for the Chargers for even thinking about us, for even inviting us and then to help us recover from the fire has been a blessing."

Chargers making progress in battle to win over fans in Los Angeles

*By Arash Markazi
Los Angeles Times
April 29, 2019*

Daniel Lay isn't an actor. It may seem odd to introduce someone like that, but when you're talking about a Chargers fan in Los Angeles it's important to point that out to people in San Diego and elsewhere around the country who seem convinced anyone posing as a Chargers fan in public must be from central casting.

Lay is a 38-year-old senior solutions architect from Hawthorne and a Chargers season-ticket holder. He was in high school when the Rams and Raiders left town in 1995 and adopted the Chargers after attending UC San Diego. He was among the thousands of Chargers fans who filled the Santa Monica Pier last week for the Chargers draft party.

Lay wasn't sure what to expect with the NFL draft starting at 5 p.m. on Thursday and the Chargers holding the 28th pick, but was pleasantly surprised when he saw a line of Chargers fans down the pier waiting to get in an hour before the draft started.

"I think what surprised me about the draft party was the turnout was so good ex-fans tried to proclaim there was a conspiracy and that [everyone] in attendance were paid actors," Lay said. "The last time they made such an accusation was when many of them noticed loud chants for the Chargers on televised games, and instead of just acknowledging that the fans are there they demanded that the NFL commissioner investigate the Chargers for pumping in fake crowd noise at their games."

The Chargers realize they're in an uphill battle to win over Los Angeles football fans. They were the second NFL team to move into a market still learning how to support one after having none for 21 years. They were as synonymous with San Diego as the Gaslamp Quarter for 56 years, but moved north two years ago and announced they would "Fight for L.A."

While L.A. shrugged; San Diego mourned.

Caught in the middle of a heartbroken city and an apathetic new home were Chargers fans. They were innocent bystanders who had nothing to do with the move but became vilified by former fans for supporting Chargers owner Dean Spanos and mocked by others for being such a small contingent that they couldn't fill a 27,000-seat soccer stadium. Some, like Lay, were fans before the move and stuck around; others decided to support the new team in town after not having a local NFL squad for more than two decades.

"I wanted to be a fan of the team that would have the least fans at the start because I really wanted to be a part of something that started from the ground up," said Josh Albrekston, a 40-year old radiologist who lives in Los Angeles. "And I knew the Rams had a fan base here, so if the Chargers moved here I was going to be a Charger fan. So I was walking my dog at 7:55 a.m. on Jan 12 on the corner of Wilshire and Hope when I saw the Charger tweet saying they were moving and I bolted up."

Lay predicted support for the Chargers would only grow when they move into the new stadium in Inglewood with the Rams in 2020.

"When I went to the Coliseum last year to see the Chargers-Rams game, I was impressed by how many Chargers fans were there," he said. "It became immediately clear to me that the cheaper seats in a larger venue played a substantial role in the decision of fans to attend, so I believe more affordable tickets will lead to better turnout in the new stadium."

While the Rams are coming off a Super Bowl appearance last season, both teams have been fairly even on the field recently. Since Oct. 2, 2017, the Rams are 23-9, the Chargers 22-8. There may not be much of a disparity in their records, but that's not the case when it comes to ticket prices in their new home. While the Chargers will feature more than 26,000 seats priced between \$50 and \$90 per ticket, plus a personal seat license fee of \$100, the least expensive Rams seat license will be 10 times that.

"The second they announced the PSL prices everybody I knew went from 'I might not be able to afford them' to 'I got an extra for my dad, wife, girlfriend, kids, whoever,'" Albrekston said. "There are a ton of Charger fans who would come to games if the tickets were cheaper instead of \$200 at [Dignity Health Sports Park]. I absolutely believe the ticket prices will lead to more Charger fans."

TOM TELESKO

By one major measure, Chargers GM Tom Telesco is among the drafting elite

*By Rich Hammond
The Athletic
April 23, 2019*

COSTA MESA, Calif. — Chargers general manager Tom Telesco didn't intend to be particularly profound when he said, "A human judging another human is very difficult to do."

Telesco spoke in the context of this week's NFL Draft, about the challenges of deploying a team of executives, scouts and coaches to project the viability of hundreds of college prospects.

He's not wrong about that, nor is Telesco incorrect when he frowns upon the idea of critiquing a particular draft class. There are too many variables, Telesco said, and the only true measure of success comes when finger sizes are collected for Super Bowl rings. But that won't stop this human from judging another human.

Telesco, now in the final stages of preparation for his seventh draft as Chargers GM, passes the test. That doesn't need to be confirmed here. The Spanos family did enough last month, when it signed Telesco to a multi-year contract extension and cemented his surprising status as one of the longest-tenured GMs in the league.

"We hired him for a reason," said John Spanos, the Chargers' director of football operations. "He had conviction in his philosophy of how you build a team and how you run the draft and free agency, but in particular the draft. We've been thrilled with how we've prepared since Tom has been here, in regards to how we set the draft board, how we scout the country, how we set the area maps. There's a saying, that the process brings you to the players, and I think Tom has really brought an outstanding process."

Job security is good, and surely Telesco welcomes it, because the lifespan of a goldfish is longer than that of the average NFL general manager. Drafting well — and increasingly well — has allowed Telesco some peace of mind.

How to judge a draft class? It's not easy. The average class includes seven players. How many, in order for the class to be declared a success, must become starters? All-Pro selections? Pro Bowl players? Franchise cornerstones? That's completely subjective, but by at least one measure, Telesco should be included in the top tier among his peers, if not at the top.

Starting in 2013, three months after Telesco succeeded A.J. Smith as GM, the Chargers have a six-year streak of drafting a player who has made the NFL's All-Pro and/or Pro Bowl teams. Club members are Keenan Allen (2013 draft),

Jason Verrett (2014), Melvin Gordon (2015), Joey Bosa (2016), Desmond King (2017) and Derwin James (2018). Then there's Adrian Phillips, another Telesco success story, who signed as an undrafted free agent in 2014 and made the All-Pro and Pro Bowl teams last season.

"We just don't grade our draft classes," Telesco said. "We don't do a lot of assessment. It really comes down to wins and losses. Can you make the playoffs? How many playoff wins can you have? Can you win a championship? That's really how we're all looked at. Not so much by what your draft classes are."

True, but games and championships aren't won without strong players, and for six consecutive years, the Chargers have drafted a player who already has received league-wide recognition. The only other team with a current streak is Cleveland, with a three-year draft run of Pro Bowlers Joe Schobert (2016), Myles Garrett (2017) and Denzel Ward (2018). The Chargers' streak actually extends to seven years, because they drafted two-time Pro Bowler Melvin Ingram in 2012.

Over Telesco's six-draft span (2013-18), only four teams have drafted more All-Pro/Pro-Bowl players than the Chargers: Chicago (8), Kansas City (8), Atlanta (7) and Dallas (7). None have a streak close to the Chargers' six-year run, and while using the All-Pro and Pro Bowl teams as measuring sticks might not be perfect, it seems fair enough, given that players, coaches, fans and media vote for those designations.

How does this set Telesco apart? Chicago GM Ryan Pace has had excellent draft success, but he's only been around since 2015. The Chiefs also have employed two GMs in that span, and two of their star draftees, Marcus Peters and Kareem Hunt, already have been dropped with little or no return. Dallas' "general manager" is owner Jerry Jones, so a straight-line comparison is difficult there. Atlanta's Thomas Dimitroff has been in his role since 2008 and, in terms of draft and on-field consistency, is the king here, but Telesco belongs in the conversation.

Clearly, this isn't the only model. New England coach/GM/czar Bill Belichick has gone five consecutive years without drafting and developing a homegrown player who has received national recognition. The last one was 2013 second-round pick Jamie Collins, who made the Pro Bowl as a linebacker in 2015. How much did the Patriots think of that? Less than a year later, they traded him.

That's because the Patriots operate under a different model. They have Tom Brady, A Few Other Guys, and Everyone Else. Almost all players in the second and third categories are expendable, and Belichick doesn't shy from significant roster turnover. It works, to a shocking extent, and has spawned the term The Patriot Way, which tends to nauseate fans outside the greater Boston area.

Telesco and the Chargers are different. From the jump, they've preached drafting and improvement. Over the past couple years, they've wisely picked their spots to add outside free agents — Russell Okung, Casey Hayward, Mike Pouncey — but much of the focus (and future salary-cap room) is dedicated to young players already on the roster. Allen got a big contract extension in 2016. Ingram got one in 2017. Gordon will get one soon, Telesco

indicated this week. The Chargers reportedly picked up the fifth-year option on Bosa's contract Tuesday, and he will need a new deal after 2020.

So a team that chooses the Chargers' path — a smart one given the volatility of the free-agent market and the possibility of high-impact mistakes — must do well in the draft. Based on the class-by-class evaluations that Telesco eschews, he seems to be doing well.

Telesco was only 40 years old when the Chargers tabbed him as their GM after his long run (1998-2013) with the Indianapolis Colts as an area scout, pro scout, director of pro scouting and, for his final seven seasons, as the team's director of player personnel.

Telesco's first Chargers draft included a big third-round hit with Allen, but relative first- and second-round duds in D.J. Fluker and Manti Te'o, respectively. Things actually got worse in 2014 (other than signing the undrafted Phillips). Verrett, that year's first-round pick, made the Pro Bowl in 2015 but then dealt with a devastating series of injuries and played only five games for the Chargers from 2016-18. (Verrett signed with San Francisco last month.) Of the five other players in that 2014 class, four got released before the end of the 2016 season.

Since then, the Chargers seem to have figured things out. Of the 21 players drafted from 2015-17, 13 have started at least 10 games for the Chargers, and 17 have started at least one game. That group already includes a 1,000-yard rusher in Gordon, a fifth-round revelation in King and players (Bosa, Hunter Henry and Denzel Perryman) who perhaps have yet to reach their full potential because of injuries.

It typically takes a while for a draft class to bear fruit, but the Chargers' group from a year ago already looks solid. James already is a star linebacker, while Uchenna Nwosu, Justin Jones, Scott Quessenberry and Justin Jackson all played in at least 13 games last season.

The scenario is a bit different this week. By virtue of their first playoff victory in 10 years, the Chargers aren't scheduled to draft until No. 28 overall on Thursday. The ability to draft a surer-fire first-round pick isn't there this time, certainly not in the way James fell into the Chargers' laps at No. 17 last year.

More likely, this could be a draft for need. This week, Telesco praised the depth of the pool of draft-eligible defensive linemen and hey, look at that, the Chargers just happen to need a defensive tackle, given that one of those spots currently is manned by 34-year-old Brandon Mebane. Not surprisingly, Telesco would not tip his hand and even downplayed the idea that the Chargers would draft for need in the first round. Linebacker and offensive-line positions also might be addressed.

"At (No.) 28 it's a little bit different," Telesco said. "More than likely, there isn't going to be four, five or six players there that are potential difference-makers, where we can choose maybe who is the best fit for us or fill a need. More than likely, that player is going to be a player that we really like. It could be a position where we don't have an immediate need."

Telesco, fairly directly, dismissed the idea the Chargers might look to draft an eventual replacement for quarterback Philip Rivers, which narrows things a bit but perhaps increases the

possibility that the Chargers might trade out of the first round. Quarterbacks are popular near the end of the first round because of the possibility of a fifth-year contract option, and Telesco said the Chargers typically only have 15 to 18 prospects ranked as players with first-round potential. Perhaps one will fall to No. 28, or perhaps there will be a trade.

That call is in Telesco's hands, and the Chargers seem increasingly comfortable with that. Telesco, like any good leader, often deflects attention and praise to his scouts and fellow executives, but someone has to sit in the big chair, and other than members of the Spanos family — owner Dean and president of football operations John — nobody has a more prominent seat on the football side than Telesco.

John Spanos grinned this week when he said it felt like yesterday when he interviewed Telesco. Now, Telesco already holds some league seniority. Among GMs who don't also hold another title — specifically owner or coach — Telesco's six years put him in seventh place, behind Dimitroff (hired in 2008), New Orleans' Mickey Loomis, Seattle's John Schneider and Washington's Bruce Allen (2010), and the Rams' Les Snead and Minnesota's Rick Spielman (2012).

Telesco already has signed three contracts with the Chargers: his initial deal in 2013, a three-year extension in 2015, and his newest deal, last month, which kicks in after this season and runs for an unknown number of years.

"I believe that continuity and stability are two very important things," John Spanos said, "in regards to running a successful football team. Continuity is something that sometimes can get overlooked in the world we live in today, where people want changes and they want them now. Continuity is very important."

"On top of that, I think Tom's performance clearly has shown that he is very deserving of the extension, and we're very happy with the job he's done, not just from the standpoint of wins and losses, but also the stuff that people don't see behind the scenes, with the details of the process and how hardworking he is, and his integrity. He's an honest and hardworking team member."

With the draft set to begin Thursday, Telesco's work essentially is done. He joked that he needed to pull back, for risk of "talking myself out of" rankings and decisions he made through careful work with his staff.

There's probably not much need for concern. Given Telesco's recent history, the Chargers likely will end up with a solid class, even if that type of praise seems to make him a bit uncomfortable.

"You're only as good as your next draft class, to be honest with you," Telesco said.

ANTHONY LYNN

Chargers coach found his 'game-changer' not on gridiron but in Africa

By Eric Williams
ESPN.com
October 19, 2019

COSTA MESA, Calif. -- In the picture, Anthony Lynn sits at a desk, surrounded by smiling faces of children he had previously seen only in his dreams. Lynn said at that moment, he felt a deep appreciation for the simple things in life.

"You always have enough," the Los Angeles Chargers' head coach said, recalling the moment. "Even when you think you don't, you have enough. And there's always a way to figure it out and be successful. I saw a group of people do more with less than any people in my life. We think we have all of these needs, and they are really just wants."

Lynn said his eight-day trip to rural Tanzania, in East Africa, earlier this year altered his perspective on life. Through the help of proceeds donated from his newly created Lynn Family Foundation, Lynn, his wife, Stacey, and his children -- son D'Anton and daughter Danielle -- traveled to Tanzania to help open a school for 300 children of the Masai Tribe in kindergarten through third grade.

At the heart of Lynn's desire to serve is a loving mother, Betty Jackson, now retired and volunteering at elementary schools in Celina, Texas, a small town 40 miles north of Dallas.

"My mother has been a giver all her life," Lynn said. "I just watched her as a kid growing up, the things she did and how she helped her community, her church. I have a passion to serve and to give. I can't take any credit for that; I was raised that way, and that's how I feel."

Lynn's foundation partnered with good friend Ravi Reddy, head of the nonprofit Privilege 2 Serve. Lynn and Reddy played football against each other in college, Lynn at Texas Tech and Reddy at Texas.

The two reconnected as neighbors in New York when Lynn worked as the running backs coach for the New York Jets. Lynn leaned on Reddy's experience performing charity work in Tanzania, and Reddy introduced Lynn to the Tanzanian village in need of a new school.

The trip to Africa was a first for the Lynn and his family. Lynn said they intend to go back in the near future.

"I think it's important now that we've established this foundation to carry on that legacy," Danielle Lynn said. "We want to show that this isn't just giving, that this is who we are. This is instilled in us, and we really value helping other people, seeing what we can do for people and helping them reach their full potential."

Lynn and his family participated in a ceremony performed by the tribe to bless the new building, listened to native songs performed by schoolchildren during the opening ceremony and toured the facility.

"People say this and you always hear it -- it's life-changing because there's poverty here, there's no doubt. But it's just different there," Stacey Lynn said. "We have so many opportunities here that we take for granted that they just don't have there. So to go there and see how people live, and the conditions they live in -- they don't even have clean water in many cases -- it is just humbling."

"It makes you thankful, and it makes you step back and reflect. So it really has changed my perspective on the little things that I take for granted, and I think Anthony would say the same thing. And the thing about it is they are so joyful for people that don't have a lot. They're just joyful, like they're just content because that's what they know."

The Chargers' leader on the field moves to the beat of his own drum. He likes to listen to country music, dabbles in interior design and golf in his spare time but remains laser focused on directing the Chargers to franchise's first Super Bowl championship.

After a 0-4 start, Lynn led the Chargers to a 9-7 record in his first season in 2017, just missing the playoffs. The Bolts improved to 12-4 last season, losing to the eventual Super Bowl champion New England Patriots in the divisional round of the playoffs.

So far this season, the Chargers are scuffling at 2-4 but are looking to rebound on the road Sunday against the Tennessee Titans.

"He's done a great job," Chargers defensive tackle Isaac Rochell said. "A lot of it has to do with how long he played in the NFL, and his understanding of what it means to be a player. There's a lot of carryover with him now as a coach, and how he treats us and how he treats his staff."

Added Chargers defensive coordinator Gus Bradley: "He just does a really good job with the team. There are no real highs or lows. They know what they're getting every time that they come in the building, and that hasn't changed from when we were 0-4 to start [2017] or when we were on a roll last year. I think that's what you appreciate about him, is consistency."

Along with his toughness, Lynn's ability to be brutally honest yet supportive won over this team, establishing a culture of accountability.

"Anyone who comes across him knows that he is the most blunt person you will ever meet," Danielle Lynn said. "He tells you just how it is, he does not sugarcoat things, which is why I think a lot of people love him. How he feels is what he says."

"I think that creates respect for him. He comes off as a bit intimidating, but when you really get to know him, he's just one of the most caring, gracious people ever."

Added Stacey Lynn: "He's funny. He's quiet. He's very thoughtful, sometimes to the point of frustration. I think he can overthink things. He has a certain way he likes things. He's very orderly."

Lynn says he likes all kinds of music, but developed his love of country music growing up in Celina. He's good friends with Toby Keith, whom he got to know through going to concerts

with Rex Ryan, the former head coach of the Jets and Bills.

Lynn wears boots, but no cowboy hat, to the concerts. Kenny Chesney's "The Boys of Fall" video was shot in Celina, and D'Anton Lynn -- an assistant secondary coach with the Houston Texans -- appears in the video, playing football on the field.

"Toby and Rex are from Oklahoma, so those guys were pretty cool, and I started going to his concerts in New York," Lynn said. "I kind of stood out (laughs). I was the only brother there. So Toby said, 'Three years in a row you're the only brother there, you're holding it down for me.' So we started hanging out in his trailer before he goes on stage and afterwards. We just got to know each other. He loves football. We could talk football all day."

Count running back Melvin Gordon as someone who was unaware of Lynn's outside interests.

"I didn't even know he liked country music," said a smiling Gordon, who also has a couple country songs on his playlist. "I thought that was due to the O-linemen and Phil [Philip Rivers], not because of Coach. ... I like how he's really firm and stands on what he believes, regardless of who the player is -- it doesn't matter. If he feels like it should be a certain way, then he sticks to his guns."

"I like that because sometimes you can have big-name players and they say something, and a coach will kind of feel intimidated and kind of change like, 'OK, maybe you're right.' But he's like, 'Nah, this is what I feel is right.' And I kind of like that. He's his own man."

An avid golfer, Lynn participated in the annual American Century Celebrity Golf Championship in Lake Tahoe for the first time soon after returning from Tanzania, finishing 81st overall.

However, the life-changing trip to Tanzania still stands out for Lynn in a summer he'll never forget.

"Over there it's life or death," Lynn said. "Every day, their backs are against the wall. I think sometimes that we take some things for granted -- I know I do. I try not to do that as much anymore."

"I was glad that my kids were there with me so that they could experience some of that. Just, clean water and things like that are a challenge for people over there -- and just going to school."

Chargers coach found his 'game-changer' not on gridiron but in Africa

*By Jeff Miller
Los Angeles Times
July 28, 2019*

On a trip to Africa this summer — a journey that required nearly 20 hours in the air — Anthony Lynn did what coaches do whenever they have time.

He worried about his team.

Lynn dissected the Chargers' roster over and over, checking to see where improvement was needed.

Coming home, he found himself worrying a little less.

"I was like, man, we got all we need," Lynn said. "We got all we need. Let's just get this thing done. I had a little different perspective."

Seeing things he'd never seen before altered the way Lynn sees everything.

He spent a week and a half in northern Tanzania, calling it "definitely a game-changer," in what Lynn described as "the bush," opening a school his foundation helped fund.

"It was a very impactful experience both ways," he said. "They were grateful for what we were doing for them, and we were grateful for just being in their presence. I don't think I've ever been around a group of people that has done more with less."

The facility, which houses kindergarten through third grade, is the first school for many of the 350 or so children attending.

In fact, the opening was delayed a day because — communicating through interpreters — Lynn had to convince the adults that their kids would be better off seeking an education than going to work.

"Little kids there ... everyone's working," he said. "I mean, they're all employees. With sticks, cattle-herding and goat-herding. Stuff like that. The people were worried about who was going to do all the work that needs to be done each day."

"We finally got enough buy-in to open the school. I think when they actually saw the kids come to school and the joy those kids showed from sitting in a classroom, sitting at a desk, then they just fell in love with the place."

Shortly after he arrived in Tanzania, Lynn was told that the plan was to begin each school day at 10 a.m.

The time sounded a little late to a football lifer, one so disciplined that he re-committed himself to finishing his college degree and walked in a commencement ceremony at Nevada-Las Vegas last spring at age 49.

Lynn suggested that opening at least a couple hours sooner each day would be more appropriate. That's when he was told the lions feed from 6 a.m. to 9 a.m.

"These kids aren't down the street or around the block," Lynn said. "They're walking two and three miles to get to school. Little ones. When I heard that, I said, 'If you want to open it up at noon, I don't care.'"

"That was crazy. Just stuff like that that you don't think about. I was scared to death half the time, just being in that environment they're in every day. There are no street lights. When it's dark, it's pitch black. You always wonder what's watching you. You're out there with wild animals. You're out there with some big cats. Not little cats, big cats."

At one point, Lynn asked if he could have a gun and a holster — "That's not foreign to me; I'm from Dallas," he said, smiling — but he was assured that was unnecessary.

The logistics required to open the school included setting up transportation for the students. Where buses are used here, there it will be tractors and donkeys.

"Every day, for certain people, it's like a life-or-death situation," Lynn continued. "Every single day. You forget that civilization starts with water, preferably clean water.

"Things like that I've never thought twice about. Now, I'm watching ladies walk five miles for a five-gallon bucket of water. These people, they're so resilient it's incredible."

Lynn made the trip with his wife, Stacey, and two grown children, D'Anton and Danielle.

Together, they make up the core of the Lynn Family Foundation, the name selected for what originally was going to be called the Stacey and Anthony Lynn Foundation.

As the endeavor moved closer to becoming reality, Lynn realized the charity work should include his whole family. Along with other projects, the foundation was the lead donor for the school.

"We didn't go over there to change the culture or anything like that," Lynn said. "We went there to add education to it. I feel like that's what we did and will continue to do."

His vision is to one day expand the school through grade 12. Lynn said he hopes to add an athletics program. A well to ensure clean water already is being constructed.

"This was not a one-trip deal," he said. "I'll be making this trip the next couple years, just to make sure the school is up and running right. We're committed to the people there. We need to be."

For Anthony Lynn, Lessons from Tanzania are Fresh Entering Training Camp

By Chris Hayre
Chargers.com
July 24, 2019

Chargers head coach Anthony Lynn flew halfway across the world this summer, his mind consumed by the AFC West.

Tanzania was the final destination, but the mental layovers in Oakland, Denver and Kansas City were unavoidable.

"There were some matchups there that I was a little concerned about. ... There were some needs and wants that I had written down. [But] coming back on the plane? I didn't look at it one time. I was like, 'We're good. We've got everything we need.'"

The purpose of Lynn's trip to East Africa was to open a K-3 school for 300 children of the Maasai Tribe. Through the Lynn Family Foundation – in partnership with Privilege 2 Serve – food, water and an education will now be available to children currently living in unspeakably "impoverished conditions."

"This is three, four hours from civilization let alone 10,000 miles away in Africa," said Ravi Reddy, the head of Privilege 2 Serve.

Perspective can be powerful. Lynn explained how sports has shaped the way he views life. His eight-day trip abroad, witnessing the day-to-day life of the Maasai, showed him the parallels to sports.

When young children's school hours need to be adjusted to avoid lion-feeding hours, a 14-point deficit in a football game doesn't seem so catastrophic. Not having access to clean water to drink or shower with is a far more difficult hardship than anything that may take place on a football field.

As the 2019 Los Angeles Chargers open training camp Thursday, these lessons from Tanzania will inevitably arise throughout the course of a 16-game season.

"I saw the toughness – the grit – and it was like your back's against the wall every day over there," Lynn said. "Sometimes it's life and death, and when you practice that from the time you're born all the way up, can you imagine the toughness and resiliency that that builds and develops in a person?"

Don't be comfortable

Entering his third season as the Chargers' head coach, Lynn sees a roster, front office and coaching staff that's undergone little turnover. Since an 0-4 start in 2017, Los Angeles has a 21-7 record during the regular season, including a road playoff victory last season in Baltimore.

With familiar surroundings, it's easy to get comfortable – a word Lynn doesn't like.

"You're going to have to do some things you haven't done before to get to where you want to go," he said.

Lynn has never rested on his laurels. In two years, the platform he's earned as an NFL head coach has been used as a tool to serve and inspire others.

He and his wife, Stacey Bell, started their foundation in April 2019. Fundraising is one thing, but Lynn said it was important for him to commit to seeing the Tanzania project in action this offseason.

"It was intense because I wasn't in my environment," Lynn said. "I was out of my environment. I wasn't comfortable at all. My head was always on a swivel. ... When I say life and death, there are some real things going on over there. It's real."

Despite the unfamiliarity, Lynn instantly connected with the people of the Maasai.

"Anthony's people skills that bring out the best in each player were evident in Africa," Reddy said. "He treated the [adults] like coaches and the kids like players, getting to know them [and] motivating them according to their strengths and weaknesses."

Lynn is of the belief that greatness can come from being uncomfortable. Off the field, his impact in East Africa is just beginning.

The newly built school will eventually serve K-12 children. Perhaps the next great doctor, teacher or scientist emerges thanks to the educational opportunities that didn't exist before the Lynn Family Foundation and Privilege 2 Serve.

As Lynn's focus shifts to football, he'll tell the team there are things they can control that don't cost money or require talent. Focus, effort and preparation are just a few.

But during the peaks and valleys of an NFL season, difficult situations will arise. Adversity is inevitable. When it strikes, the head coach has a natural offseason parallel to draw from.

"There's going to come a time where something's going to remind me of what took place in Africa, and we're going to have that conversation," Lynn said. "I don't know when that's going to be, but I'm sure it's going to come. It's going to happen at some point."

It's the Heart of the NFL Offseason, and Anthony Lynn Is Making the Most of It

By Jenny Vrentas
Sports Illustrated
July 8, 2019

Anthony Lynn stood at the back of a primary school classroom last week, 10 time zones and nearly 10,000 miles away from Los Angeles. Dozens of children, who are part of the Maasai tribe in east Africa, filled the room in front of him, seated at wooden desks and wearing new green, yellow and blue-colored school uniforms. They clapped their hands and performed a song in their language, as a thank you to their visitors.

"Just being in the classroom with the kids was the best part of the trip," Lynn says, over the phone from Tanzania. "These kids are so appreciative and positive. Their circumstances are not all that great, but they are finding ways to thrive."

The week of July 4 is the quietest one in the NFL calendar, when coaches, players and team employees scatter for down time before training camps open and the next season is afoot. But this week's MMQB begins in another part of the world. Instead of vacation, the Chargers head coach spent his summer break in a way that he hopes will have a long-lasting impact: Opening a school in northern Tanzania that he and his wife, NBC New York news anchor Stacey Bell, helped make a reality.

When Lynn was a player on the Broncos' back-to-back Super Bowl teams in the 90s, he remembers teammate Terrell Davis returning from a trip to Africa and describing the impact it had on him—but this would be Lynn's first visit to the continent. He knew he'd have plenty of time on his flights, a 12.5-hour haul from New York to Dubai followed by a seven-hour connection to the Kilimanjaro airport, to prepare for the days ahead. But before leaving the United States nine days ago, the last itinerary Lynn had looked at was for the Chargers' training camp and practice schedule. He wasn't sure what to expect, beyond the instructions to pack light and avoid the dark blue and black clothing that can attract certain insects.

Lenjani is a rural community in the Maasai region of Tanzania, a three-hour drive southeast of the city of Arusha. There, at a new one-story school with gray walls and a red roof, about 300 boys and girls in grades K-3 will start classes this week, the first opportunity to go to school for many of these children. They'll eat two protein-rich meals per day in a dining hall dedicated to the lead donor that helped make the construction

of this school possible: the Lynn Family Foundation.

"We are not here to change their culture or anything like that," Lynn says. "These are strong people, with a lot of qualities I wish I saw more of. They don't take anything for granted, and they have to really work hard to get what they want out of life. If you add education to that, they have a chance to do something really special."

The chance to provide these kids an education was the reason Lynn and Bell gave their time and a significant personal donation to this project, spearheaded by their friend and former neighbor, Ravi Reddy. They met Reddy several years ago living in Long Island City in Queens, N.Y., while Lynn was an assistant coach for the New York Jets. Reddy, a former linebacker for the University of Texas, had worked on humanitarian projects in different countries around the world before starting his own non-profit, Privilege 2 Serve. Three years ago, Reddy teamed up with Africa's Promise Village, an organization working to empower vulnerable communities in Tanzania through education, with the goal of building a school.

The Maasai people, who live in northern Tanzania and southern Kenya, follow a traditional lifestyle centered on herding goats and cattle. Recently the hotter weather and unpredictable rain as a result of climate change, as well as the loss of land to national parks and reserves, have presented new challenges to sustaining a way of life that has remained unchanged for centuries. The construction of this school in Lenjani, on 50 acres of land secured through an agreement with the Maasai, aims to change the equation by offering kids a path forward through education that was not previously available in this rural area.

"These kids were getting pushed into the workforce as early as possible, growing up without education at all," Lynn says. "It was sad, because where do your hopes and dreams come from if you don't have that? How do you know if you like science until you take a science class? When I learned about the situation, I felt like I had to get involved."

Lynn and Bell traveled to Tanzania with Reddy and his wife, Robyn, and Lynn's two children, D'Anton, an assistant secondary coach for the Texans, and Danielle, who works in health administration. With the help of Lynn and Bell's contribution, construction on the school began last year. And during the break in the NFL calendar, Lynn had the chance to help open the school and see firsthand the community it will serve. They originally planned to stay in tents during this portion of their eight-day trip, but for security reasons, stayed in old government lodging a short distance away from Lenjani.

Lynn met with the four teachers they hired, who speak both Maasai and English, and sat down with local leaders, including the Lenjani chief. They plan to expand the school so they can serve more students, adding a middle school and high school—"We are not done," Lynn says—but that requires buy-in from the local community, since older kids are counted on to shepherd cattle and contribute to the agricultural lifestyle. Lynn visited parents in their homes, explaining through a translator the ways that their children will be able to contribute to their community if they receive an education. They also worked on logistics like helping kids get into the routine of going to school and setting up

transportation, which will include donkeys and tractors pulling carts. School begins at 10 a.m. each day, Reddy says, because the lions feed from 6 to 9 a.m. "These are things I never would have known if I didn't come over here," Lynn says.

Before they arrived in Lenjani, they spent half a day at the Intel School boarding school that serves orphaned and disadvantaged kids in Arusha. It's been open for nearly 20 years, and has been something of a blueprint for how to run a successful school in Tanzania, sharing curriculum ideas and operational advice. The Intel School students have mastered three languages, and Lynn stopped by a science class where a primary student was called upon to explain to the visitors that they were learning about the different systems of the human body.

Toward the end of their trip, they headed to a safari lodge in the Serengeti, where they met a hotel employee who is a member of the Maasai tribe. Lynn says she told them she didn't have the chance to attend school until she was 11, when a group like theirs came in and built a school near her village. Now an adult, she's working at the hotel and trying to save enough money to go to college.

"She told us she wants to go back and pay it forward. That's what we want," Lynn says. "You know, you go somewhere, and you expect to help people and have an impact, and they end up having an impact on you. Their resiliency, their toughness, their attitude, their smiles. You see it and experience it, and it makes you appreciate what you really have."

The school in Lenjani is one of several initiatives supported by the Lynn Family Foundation, which Lynn and Bell created earlier this year to expand their charitable work. The foundation launched with a golf outing in Texas last month (the Chargers were presenting sponsors), which went toward supporting Young Warriors, a mentoring program for fatherless boys that is expanding to Dallas, and Hugs Café, an organization based in Lynn's hometown of McKinney, Texas, which trains and employs adults with special needs. (Lynn's niece, Marty, who suffered a serious brain injury in the car accident that took the life of Lynn's sister, Tabitha, 19 years ago, is part of this program.)

Last year, when Lynn completed his bachelor's degree at age 49, he talked to his players about not being defined only by football and using the free time built into the NFL offseason to pursue endeavors outside of the game. This year, he's set another example. When the Chargers reconvene in Orange County in a few weeks, he plans to tell his players about some of his experiences in Tanzania. The energy he felt standing at the back of that classroom, watching the room full of new students singing proudly, is something he wants to bring back to California.

"I always try to take life experiences and use them in football terms," Lynn says. "A lot of times, when you can help develop these young men into better men, they will also become better football players. It's something we will talk about: Doing more with less, and having the right attitude. When you have the grit and toughness that I have seen here in Tanzania, and you put positivity behind that, you can do whatever you want to do."

Anthony Lynn's 'vision coming to life' has nothing to do with football

By Kimberly A. Martin
Yahoo! Sports
June 28, 2019

Anthony Lynn stood at the back of a primary school classroom last week, 10 time zones and nearly 10,000 miles away from Los Angeles. Dozens of children, who are part of the Maasai tribe in east Africa, filled the room in front of him, seated at wooden desks and wearing new green, yellow and blue-colored school uniforms. They clapped their hands and performed a song in their language, as a thank you to their visitors.

Three days in the jungles of East Africa.

Sleeping in a tent.

Anthony Lynn is still trying to wrap his mind around his family's itinerary.

"I thought they were joking the first time they said, 'You're going to be in a tent,' " the Los Angeles Chargers coach said with a laugh during a phone interview with Yahoo Sports. "But no."

There were more warnings, too.

Pack light. And ditch the dark-colored clothing to avoid attracting insects — a problematic directive for someone with a propensity for overpacking and whose wardrobe consists solely of black and blue attire.

"I need to go get a smaller piece of luggage and see if I can make this work," he said, laughing again.

Lynn, his wife, NBC New York news anchor Stacey Bell, and Lynn's two adult children are heading to Tanzania on Saturday to see their plan come to fruition: The completion of a K-7 school they're helping to fund.

The visit — which includes a 16-hour flight — is the culmination of nearly a decade of first dreaming and then planning to make the world a better place. Lynn and his family plan to visit the school and meet its students before a library is dedicated to the Lynn Family Foundation.

"This is exactly what he saw us doing as a couple and as a family," Bell said, in a separate phone interview. "I think it's part of his vision coming to life. Once we get there and meet the students and see the school and see the conditions, I think that's when it'll really hit us that, 'Wow, we are a part of something bigger.'"

"...I hope these students look at us and see themselves," Bell added. "And even though we're from America and we've had opportunities that they couldn't even fathom, hopefully they look at us and think, 'If they're doing this, then when I grow up, I need to figure out how to pay it forward.'"

The driving force behind their involvement with the project was their mutual friend, Ravi Reddy, a commercial contractor and former University of Texas football player who played against Lynn in college when Lynn was at Texas Tech. The couple became close when they relocated to Long Island City, Queens, after Lynn joined the New York Jets' coaching staff in 2009. And over weekend cookouts and chill sessions on Reddy's

balcony overlooking the East River, the two men, and their future wives, talked endlessly about everyday life and their passion for philanthropy.

And when it was clear that a school in Tanzania could be more than just a pipedream, Lynn and his wife didn't hesitate to get involved.

JUST THE BEGINNING

The couples came together in the spirit of friendship, sharing meals, laughs and heartfelt dreams for the future.

Picturesque views of the Manhattan skyline were the backdrop for countless barbecues and conversations that would last for hours. And eventually, it would serve as the birthplace for their lofty philanthropic endeavor.

"You just never know," Lynn said, less than 48 hours before he, Bell, his son D'Anton (a current defensive assistant for the Houston Texans) and his daughter Danielle were due at the airport. "Some kid that goes through that school may end up having a big influence on that country and may have a direct impact on our country. Maybe not for us, but maybe our grandkids.

"We believe in education. We believe everything starts with education. And this is an area that really needed it."

Reddy, who founded the nonprofit P2Serve, and his wife had long been involved in charitable projects overseas, Lynn said. But there was one area in particular that Reddy was determined to build a school in: the rural Simanjoro village of Linjani, in the Maasai region of Tanzania. With limited educational resources in the remote area, male students often have few options besides joining the military. Young girls often end up being victims of the sex trade.

In 2016, Reddy teamed up with Africa's Promise Village and CommonThreadz, two nonprofits that aim to help vulnerable children and orphans in African communities, to help build a school. Headlines pertaining to Lynn's involvement with the project have been somewhat bit misleading, however.

"No, I didn't go over with them and hammer a two-by-four and all," quipped the Chargers coach. "That's not gonna happen."

Instead, Lynn and his wife raised and pledged a "substantial" donation at a June 2018 gala fundraiser in Austin, Texas, to fund the completion of the school.

But this is only the beginning.

"What we want is a K-12," Lynn said. "That's our goal."

Added Bell: "This won't be a one-time thing. As long as we're financially-able to do this, we want to be a part of it."

A PRIVILEGE TO SERVE

Before their 2011 wedding, the couple each recorded interviews about the other person and their remarks were later showed at the wedding reception.

Bell now considers them "corny," but those video keepsakes highlight one of the strongest bonds between her and Lynn: A desire to help those in need.

"I was working with a scholarship fund in Cleveland at the time," said Bell, "and he said something to the effect of: 'I like the fact that she wants to give back and help these students. And I think we can work together and make a big difference in the world.' ... He's always thought in big terms like that."

It's the way Lynn's mother, Betty Jackson, raised him to be.

She always has been the type to give people "the clothes off her back if you needed it. Giving has been a big part of my family, where I grew up," said the Chargers coach, who fulfilled his promise to his mother by graduating with his college degree in May 2018, 25 years after he left Texas Tech to pursue an NFL career that included two Super Bowls.

"It's always been a privilege to serve and give in my household. And that's one of the things that attracted me to Stacey early on in the dating game: Her willingness to give and serve and try to have an impact, especially on young women."

Lynn has been a longtime supporter of various charities across the United States, including "Young Warriors," a mentoring program for fatherless boys; Hugs Café in McKinney, Texas, which employs special-needs adults and teaches them job skills; Summer Night Lights, a program in LA. that provides meaningful programming to 32 parks across the region, in at-risk neighborhoods; and Athletes in Action, which brings coaches and players together through sports and faith.

The school in Tanzania is just an extension of the charitable work Lynn and his wife have done domestically for years. Yet, some have questioned their decision to help people less fortunate overseas.

Said Lynn: "One of the things that kind of pissed me off a little bit: The people that came up to me saying, 'Hey man, we think what you're doing is great thing, but we have a lot of poverty and needs in our own country. Did you ever think of doing it here?' Well, No. 1, I've been doing it here all my damn life. And No. 2, I've been working since I was 13 years old ... so, I've built a lot of schools in this country with my tax dollars.

"I've done a lot here, but for people to question, 'Why Tanzania?' 'Why abroad?,' that just kind of ticked me off a bit. Serving people and charity, it has no boundaries, it has no borders."

AFRICA-BOUND

As he sat on the balcony of his New Jersey apartment overlooking the Hudson River Thursday afternoon, Lynn took inventory of everything still left on his to-do list.

At the conclusion of the Chargers' minicamp schedule, he returned to Dallas to visit family and friends before hosting a two-day charity golf outing and reception in Grapevine, Texas, earlier this week. After those five or six days, he flew to the Tri-State area for a few days before the family's six-day trip in Tanzania.

The 16-hour flight doesn't bother him, not after four separate visits to Japan, and trips to Australia and Barcelona. But it's the sleeping accommodations and the dress code that had him somewhat anxious.

"They specifically said, 'When you travel, try not to wear black and blue,'" Lynn said. "So I'm like, 'My goodness! I have no clothes!'"

He also couldn't help but reflect on the journey to this point — a journey that began years ago on the opposite edge of Manhattan.

"We used to talk about these things all the time," Lynn said of the hours he and Bell spent at Reddy's Long Island City apartment. "...But it wasn't until we sat and talked about the situation over there, and he showed me pictures — I even saw some video. And I was like, 'God dang, there's no way I can walk away from that deal.'"

"But the very thought really developed on top of his balcony, overlooking the skyline of Manhattan on the East River. We talked about a lot of things on that balcony."

SHANE STEICHEN

Who is Shane Steichen? Coaches from his past weigh in, plus a Melvin Gordon update and tacos

*By Daniel Popper
The Athletic
November 1, 2019*

Who is Shane Steichen? Let's start with the basics.

He is 34 years old, and he is the Chargers' new offensive coordinator.

He will call plays Sunday against the Packers for the first time in his NFL coaching career, which began in 2011 when then-Chargers head coach Norv Turner hired him as a defensive assistant.

He replaces Ken Whisenhunt, a friend and mentor.

He played high school football at Oak Ridge High School in El Dorado Hills, Calif., where he was a quarterback.

He went on to play QB at UNLV under former USC and Rams head coach John Robinson. He stayed there four years (2003-06), playing for Mike Sanford in his final two seasons.

Steichen was an offensive assistant at Louisville when Turner called and told him he had a job for him on defense. "I said, 'I'll be there tomorrow,'" Steichen recalled. "I got in my car and I drove across the country. I was fired up."

He spent two seasons as an NFL assistant with the Chargers before following Turner to Cleveland, where, after being fired as the Bolts' head coach, Turner was hired as the offensive coordinator on Rob Chudzinski's staff.

Steichen returned to the Chargers in 2014 and has been with the team since. He served as an offensive quality control coach in 2014 and 2015, and he worked closely with Frank Reich, then the Chargers' offensive coordinator. Steichen was promoted to quarterbacks coach in 2016 during Mike McCoy's final season as the Chargers' head coach. Steichen remained in that role when Anthony Lynn took over in 2017, working closely with Philip Rivers, and he kept that job until Monday when the Chargers relieved Whisenhunt of his duties.

Now, let's dig a little deeper.

The Chargers, more than anything, are looking for a spark to ignite a flailing offense. Through eight weeks, they are averaging two offensive touchdowns per game. Only seven teams are averaging fewer. They've failed to top 40 rushing yards in four straight games, becoming the first team in the Super Bowl era to do so. During that span, they've averaged 26 minutes and 31 seconds of possession per game. That's the sixth-lowest mark over the past four weeks.

They hope Steichen can change this trend.

"There was no flow, there was no rhythm," Lynn said of the offense under Whisenhunt.

Steichen has no experience calling plays at the NFL level. But as backup quarterback Tyrod Taylor said, "Everyone has to start somewhere." No one knew Sean McVay would revolutionize the league until Washington gave him an opportunity.

Those who know Steichen point to the coaches he's learned from — Turner, Reich, Robinson, Whisenhunt, Chudzinski — as the defining aspect of his early coaching career.

Surprisingly, though, Steichen first mentioned his high school coach, Chris Jones, when asked for his biggest coaching influence.

"He was awesome," Steichen said. "We had a great relationship."

Jones saw the news of Whisenhunt's firing on Twitter on Monday night. He immediately texted Steichen and asked if he would be calling plays. Steichen confirmed he would be.

"This has been right up his alley since he was the young kid," Jones said in a phone interview this week.

The Chargers think very highly of Steichen.

"He's young, he's innovative, he has a lot of juice," Lynn said. "I think the players are going to respond to Shane. He's a good communicator."

So do offensive coaches around the league, both those who have worked with him and those who have not.

"He's a sharp guy," Turner said. "I think he'll be real good."

"A really, really smart, good football coach. Really good mind," Reich said. "I would categorize him as one of the young great minds in this league."

The Chargers won't be changing their system. That's unrealistic at this stage of the season. But what can change is how the game plans and concepts are communicated to the players.

There's a reason Lynn referenced Steichen's communication skills.

"It's the most important thing," running back Austin Ekeler said. "The coaches don't play. They're not on the field. We play. So if we don't know the game plan, then that communication wasn't there for whatever reason, they failed as coaches. For them to even be a decent coach, you have to be able to communicate to your players what the game plan is."

The pace of the offense also could change.

The Chargers implemented a tempo, no-huddle offense in the third quarter of Sunday's win over the Bears and found some success, driving 73 yards on 14 plays to set up a field goal.

Taylor said he expects to see more of that this week with Steichen at the helm. And that goes back to finding the "rhythm" and "flow" Lynn believes was missing with Whisenhunt.

"A change of speed for us, as far as tempo-wise, I think will definitely be beneficial for us," Taylor said. "Some of the games we've started slow or just took a while to get going. I think the tempo that's doing some of our core things can definitely help us out as far as execution goes."

The Chargers also like that Steichen played quarterback in college, and they believe he is a natural leader.

According to Jones, that started when Steichen was a freshman in high school.

"He was the epitome of a leader," Jones said. "Everything you want — hard work, do it right, competitor. He was awesome that way, and he had the respect of everybody around him, just because that's who he was in every facet of his life."

"He understands the idea of work," Jones added. "He comes from a blue-collar family that's rock solid, and he's had to work for everything that he's got in his life."

Robinson, meanwhile, learned of Steichen's promotion when I called him this week.

"Fabulous," the 84-year-old said in between excited chuckles.

Robinson said he used to attend Chargers practices when Steichen was an assistant.

"I thought he was going to be a really successful coach," he said. "And it's come true."

Jones remembers when Robinson was recruiting Steichen to UNLV.

"Not everyone knew and understood who John Robinson was," Jones said. "But Shane did."

Lynn made it clear that the offense is Steichen's to run. "It's going to be his baby," Lynn said.

Lynn, who last called plays for the Bills in 2016, will be involved in a supervisor-type role. And offensive line coach Pat Meyer also will play a part as the run-game coordinator.

But this is Shane Steichen's show.

"Shane is prepared for this," Jones said.

Lessons from 2016

Steichen is in a difficult position, taking over as a first-time play-caller for a 3-5 team that really can't afford to lose many more games if it hopes to have a shot at the postseason.

But the positive is that other people in the Chargers' building endured a very similar situation with the Bills in 2016.

Those Bills fired offensive coordinator Greg Roman after two games. Lynn, who started the season as Buffalo's running backs coach, took over as the play-caller for the next 13 games before serving as interim head coach for the finale. The Bills let go of head coach Rex Ryan with one game left in the season.

Taylor was the starting quarterback for that Bills team, and Ryan Groy, whom the Chargers signed in early October, started seven games at center for Buffalo in 2016.

Lynn was asked what advice he gave to Steichen, based on his experiences with that Bills team. "Simplify," Lynn replied. "Cut back, simplify and let these young men play fast and physical, and know what the hell they're doing."

Groy said he saw some of that with the Bills in 2016. "We cut down the verbiage a lot," Groy said.

Taylor said that simplification allowed the Bills to play with more tempo.

"I think it just allows you to play fast," Taylor said. "It allows you to go out and play with the tempo, get in and out of the huddle faster, and I think that's the main thing, is it allows you go out there and play faster."

Taylor believes that situation with the Bills can be "helpful" for Steichen. He had a brief conversation with Steichen this week about the 2016 Bills team.

"We're definitely in a good space with him calling plays," Taylor said. "Of course, it's going to take a collective effort. It's his first time doing it. It's going to be all-in. Everybody has to do their part. And ultimately, we have to go out there and execute, regardless."

GEORGE STEWART

Want to make the Chargers' final roster? Earn this man's trust

*By Gilbert Manzano
Orange County Register
August 28, 2019*

COSTA MESA — George Stewart rarely leads a dull special teams meeting. In his deep voice that resembles actor James Earl Jones, Stewart shares countless stories from his coaching career that spans over three decades.

Jerry Rice, arguably the greatest wide receiver of all time, attended Stewart's meetings in San Francisco, not just for laughs, but because he wanted to improve even in an area he wasn't a part of on Sundays.

Stewart, the Chargers' special teams coordinator, reminds his players to not settle, but he understands not everyone is Jerry Rice. But if you're good enough to make an NFL roster, there's always an opportunity to move up, and it often starts with special teams.

"Coach Stew has been coaching longer than I've been living," said Chargers safety Adrian Phillips, who earned Pro Bowl and All-Pro honors last season as a special teamer. "He has a new story every day and it's never the same story you heard before."

“Just hearing about guys no one gave a chance to make the team. On offense and defense they might not be up to par, but you get them on special teams, now it’s their show. Just hearing those stories. He has countless guys like that.”

Stewart is entering his 31st season as an NFL coach, with 17 of those years spent as a wide receivers coach for the 49ers, Atlanta Falcons and Minnesota Vikings.

He coached Rice, Terrell Owens, Randy Moss, Roddy White, Percy Harvin and Sidney Rice. Owens asked Stewart to introduce him at his Hall of Fame ceremony last year.

With a résumé like that, you would think it’s safe to say “Coach Stew” is known as a wide receivers coach. Chargers coach Anthony Lynn disagreed.

“You better do your homework,” Lynn said. “Coach Stew is known for special teams.”

Stewart’s first 11 years were as a special teams coach with the Pittsburgh Steelers, Tampa Bay Buccaneers and with the 49ers before moving to wide receivers. San Francisco was where a young Lynn proved he belonged in the NFL by contributing as a special teams captain for Stewart and the 49ers in 1995 and 1996. Lynn went on to win two Super Bowls with the Denver Broncos.

“I knew when Anthony was a player he was going to be a coach,” Stewart said, “because he wrote everything down. Took every coaching detail.”

Stewart and Lynn will return to the Bay Area for Thursday’s preseason finale against the 49ers at Levi’s Stadium. They’ll be looking for players to step up on special teams the way Phillips and running back Austin Ekeler did in recent years to earn a roster spot, and the way Lynn did for Stewart years ago.

With safety Derwin James sidelined after foot surgery, and running back Melvin Gordon absent amid a contract dispute, Phillips and Ekeler will likely move into starting roles to open the regular season, leaving two spots available on special teams.

The Chargers have to trim their 90-man roster to 53 by Saturday’s 1 p.m. cutdown deadline.

Thursday is the final opportunity to stand out for roster bubble players such as safeties Roderic Teamer and Adarius Pickett (UCLA), running backs Troymaine Pope and Detrez Newsome, defensive ends Anthony Lanier and Chris Peace, quarterbacks Cardale Jones and Easton Stick, and wide receivers Artavis Scott and Andre Patton.

“I’m hoping some of these guys make it a really tough decision for us,” Lynn said. “That’s what we want.”

The Chargers have had a makeover on special teams since Stewart took over in 2017. Some questioned Lynn’s decision to hire Stewart because he was coming off a long layoff as a special teams coach.

Since the hiring of Stewart, the Chargers have produced two All-Pros – Phillips and punt returner Desmond King – and found a reliable kicker in Michael Badgley after years of turmoil at the position.

“It was like riding a bicycle,” Stewart said about returning to special teams. “We have improved our football team. We go from the worst, 32nd, when I took it over. The worst special teams in the National Football League to ninth in two years.

“I coached everything, but if I had an expertise, something to hang my hat on, it would be the kicking game.”

The Chargers have also made changes at punter, long snapper and holder. Ty Long is the frontrunner to take over the punting and holding duties this season. Cole Mazza is in line to replace longtime long snapper Mike Windt, who was released this month after nine years with the team.

“Special teams, I believe, improved tremendously when the kicking settled down, No. 1, but that whole operation from the time I got here has changed,” Lynn said. “I look forward to special teams being an advantage for us this year.”

It wouldn’t be a surprise if King’s role on special teams was reduced because he’s such a valuable player on defense. He’s regarded as one of the best slot cornerbacks in the NFL, but he could see some time at safety with James sidelined.

That will provide an avenue for Pope to crack the roster even behind a deep running back group. Pope returned a punt for a touchdown in Week 2 of the preseason against the New Orleans Saints and has impressed Lynn, who called him a consistent playmaker.

But that doesn’t mean King will bow out as a punt returner. He wants to do it, and that’s one of Stewart’s three requirements to playing special teams for him.

He wants commitment, care and trust.

“Can I trust you?” Stewart asked.

He and Lynn will find out Thursday night which players they can trust to be on the 53-man roster.

RON MILUS

Ron Milus: Leader of the JackBoyz

*By Chris Hayre
Chargers.com
May 22, 2019*

Ron Milus isn’t comfortable taking credit for the success of his secondary.

In each of the last six seasons as the Chargers’ defensive backs coach, Milus has had at least one representative from his unit make a Pro Bowl or All-Pro Team. Safeties Derwin James and Adrian Phillips, and cornerback Desmond King were the latest to reach this feat. Cornerback Casey Hayward did it from 2017-18.

Milus has transformed undrafted free agents Michael Davis and Trevor Williams into bonafide NFL corners. Since 2017, the duo has started a combined 31 games opposite Hayward.

Milus’ first instinct is to deflect praise to a front office responsible for bringing in the talent.

“I think we have to give credit to [General Manager] Tom Telesco and the scouting department,” Milus said. “They were the guys who saw these guys and said, ‘OK, they fit what we’re trying to do. They have the traits that the defense needs.’”

For optimal success, the traits that these players possess must be molded; the players need to be showered with the necessary confidence and discipline to perform as a cohesive unit; and the unit has to be bigger than any one individual. That’s all been in Milus’ job description over the last 19 years in the NFL.

Entering year No. 20, he’ll lead a collection of rookies, UDFA’s, late-round draft picks and Pro Bowlers known as the JackBoyz – a confident, vocal, in-your-face group of defensive backs whose infectious enthusiasm permeates the roster and fan base.

Under Defensive Coordinator Gus Bradley, the even-keeled Milus is at the controls.

“I’ll be honest with you, I’m a little more subdued in my personal life than when we start this football thing,” he said.

ENERGY

For the DBs, each practice starts the same tone-setting way.

“If you see us, everybody’s got their own handshake,” James said. “Coach Milo’s got a handshake with every player. So, he’s really into it.”

The 55-year-old Milus looks at it as an opportunity to generate energy before his unit gets into any sort of drill work. He wants his players to enter practice with a positive mindset.

Milus also has a plan to maintain that enthusiasm throughout the course of the day.

“I know one thing that we talked about when I first got here is that, ‘If we get an interception at practice, everyone’s coming off the sideline – including the coach,’” he said.

You practice how you play. The group celebrations that fans see in the end zone during games are simulated during the week. What started with just the defensive backs has morphed into other position groups – even quarterback Philip Rivers – getting into the mix.

Milus likened it to the Golden State Warriors. Once Steph Curry hits a three, Klay Thompson’s going to want to do the same. The momentum starts to roll, and then Draymond Green drains a three-ball. The onslaught becomes too much for the opposition to handle.

Threes are INTs in the NFL. Milus wants his players to think about what they’re going to do when they pick the quarterback. He wants to see the ball.

“At the end of the day, what are we here to do? We’re here to try to intercept the ball – JackBoyz – and it’s hard to do, so we need to celebrate our accomplishments.”

DISCIPLINE

Safety Rayshawn Jenkins knew his technique was perfect during the first day of organized team activities, yet he still heard it from his coach.

“Bend your knees! Bend your knees!”

“I know he’s just trying to keep me connected to my vision,” said Jenkins of Milus. “That’s kind of cool to have a coach like that.”

Milus’ mission is to create a relationship with his players that includes a simple understanding: He has their best interests at heart. That may include some blunt coaching.

Every player reacts differently. Milus explained some guys need more prodding, while others would benefit more with an arm on the shoulder coming off the field.

Davis is an example of a player who’s reacted positively to the tough love, though it may not have started that way. As a rookie, Davis would get into a funk when Milus got on him. Fast forward to season three, and Milus believes Davis has improved as much as anybody due to a work ethic that matches his height, weight and speed.

Davis and Williams didn’t hear their names called on draft day, but that doesn’t mean they couldn’t play. Milus pointed specifically to Williams as a player who went from an unknown to a 15-game starter in 2017.

To reach that tipping point of his pro career, Williams had to put his trust in Milus.

“He’s going to keep you disciplined, keep you at it and just make sure you’re doing all the little things,” Williams said. “He’s very particular in what he wants, but it helps us have pride in ourselves and in our game, and at the end of the day, we all want the same outcome.”

Even the elite are nudged to greater heights. James was a first-team All-Pro and Pro Bowl starter his rookie season. Milus sees more, and James is appreciative.

“He’s meant a lot to me,” James said. “We go at it a lot, and he challenges me and pushes me. He doesn’t let me settle for being average.”

“I know he’s just trying to keep me connected to my vision. That’s kind of cool to have a coach like that.”

ACCOUNTABILITY

Third-year cornerback Desmond King is more than comfortable paying it forward.

Last week, Milus said King was on the field instructing UDFAs on how to play the nickel position. It goes back to what Head Coach Anthony Lynn said Monday about coaching the veterans to coach the rookies.

“That’s exactly how we get better,” Milus said.

King is climbing the ladder to a leadership role, but Milus named three players who currently fill that on-field position: James, Phillips and Hayward.

Entering his fourth season with the Chargers, Hayward has started 46 games and collected a team-high 11 interceptions. Milus calls him the galvanizing presence of the group.

Then there’s Phillips, another undrafted free agent who’s fought adversity to propel himself into an impact contributor. According to Milus, Phillips is the walking definition of preparation.

Williams recalled when Milus would use Phillips as an example of what a bubble player can ultimately become.

“I always remember during our rookie minicamps, he always talks about the older guys,” Williams said. “He always talks about Adrian Phillips. He would always just say, ‘We don’t know who’s going to make the team, but it’s going to be somebody in the secondary. It’s going to be somebody in our room.’”

Finally, Milus is counting on James to be even more of a leader in 2019. He describes the second-year safety as someone who “loves practice” and “practices the right way.”

The 22-year-old has embraced the added responsibility, something his position coach has taken note of.

“Derwin has grown so much in this last year,” Milus said. “He feels comfortable. He’ll mention to a guy who’s maybe a five- or six-year pro, ‘Hey, that’s not up to our standard.’ And I think that’s important, too.”

FAMILY

Each Thursday during the regular season, a member of the secondary is tasked with catering in food for the group when they watch film.

“Go back when you sat with your family on Sundays and you broke bread with your family on Sundays,” Milus said. “Everybody had to be there and that was a time for your family to get closer.”

Milus described the weekly sessions as less barking and more collaboration. It’s a laid-back environment where players can exchange ideas and build bonds that extend into the offseason.

“They’ll take DB trips together, just little things like that just to bring the group closer together,” Milus said.

Thursdays included, Milus said he walks into Hoag Performance Center every day with a smile on his face. There’s never a moment of dread when the DBs room opens; he’s in charge of a group of men who want what’s best for the team and each other.

Their sacrifice and willingness to be coached, all while maintaining a level of vigor that’s felt throughout the building may sound like it’s above and beyond.

It’s not, though. It’s what’s required under Milus – the price of admission into the JackBoyz.

“It’s bigger than just football,” James said. “It’s really like a family.”

KEENAN ALLEN

Chargers’ Keenan Allen continues to be overlooked after back-to-back prolific seasons

*By Gilbert Manzano
Orange County Register
July 27, 2019*

SANTA ANA — The street race cars made thunderous sounds, each one louder than the previous, as drivers accelerated following a stop sign near the field at Calvary Chapel High. But the Fast and Furious spectacle didn’t grab the attention of the 200 youngsters sitting in front of Chargers wide receiver Keenan Allen last week.

They were absorbing Allen’s opening words for his youth football camp. Allen didn’t raise his voice to compete with the loud engines. He already had their attention. No need to alter what was working. No wasted steps. Efficient and effective. The same instructions in his route-running handbook.

And if the boys and girls of ages 6 to 16 really wanted to see a sports car, Allen had something better parked a few yards away — a white Lamborghini that would likely take first in a winner-take-all race against the colorful vehicles.

But the car crew was safe. Allen prefers to challenge NFL cornerbacks, and he’s pretty good at making them look silly.

The youngsters were receiving pointers from arguably the best route runner in the NFL, although many spectators at the camp wouldn’t argue.

“There’s no one better to learn from in the league,” said Rocco Scarfone, a close friend of Allen. “It’s what he does. He’s an elite route runner and I don’t care what Madden says. He’s an elite route runner.”

Allen went viral this month for his video rant against “Madden NFL 20,” which gave the two-time Pro Bowl wideout a rating of 89 and many other questionable numbers regarding his route running. Allen vowed to not play the latest version of the popular video game.

“I haven’t been (an 89) since like rookie season,” said Allen, as his voice cracked in disbelief. “What’s up? And I ain’t get worse. I feel like I was consistent. They hating on me. It’s all good.”

“I’m still on strike with Madden. Still won’t be played.”

NFL players being unhappy with their Madden ratings is nothing new. But when it comes to Allen and rankings, he’s often overlooked.

He’s known as a top wide receiver, but he’s not being mentioned in the same category as Odell Beckham Jr., Antonio Brown, Julio Jones and DeAndre Hopkins. Allen is tired of the disrespect.

Allen spent the offseason calling out pundits on social media. He frequently went after Pro Football Focus and many other outlets that didn’t include him at the top of its wide receiver rankings. No one was safe. Not even Le’Veon Bell’s music and the Kansas City Chiefs’ secondary.

Allen made headlines after his brutally honest review of the running back's rap song and nonchalant assessment of the Chiefs' secondary, which struggled last season.

"We just looked at their DB group and I'll just leave it at that," Allen said in April.

Allen, 27, believes he's being overlooked because he's not as popular as the other star wide receivers.

"Because I only got like 240,000 followers (on Instagram)," he said.

To compare, Beckham has 13.4 million followers and Brown has 3.3 million. From the 12 wide receivers ranked ahead of Allen on Madden, nearly all of them double his Instagram following.

"I'm not sure why," Chargers wide receiver Mike Williams said about Allen being overlooked. "I feel like he's one of the best in this league at what he do, and I feel like he go out there and prove it every year."

Scarfone, who was Allen's quarterback at Northern Guilford High in Greensboro, North Carolina, said Allen is being penalized for his past injuries. Allen only played eight games in 2015 and one in 2016 after tearing his ACL in the season-opener against Kansas City (Chiefs fans were quick to remind him about it on social media after Allen's dig at the defensive backs).

But Allen hasn't missed a game the past two seasons, and has recorded 199 catches and 2,589 receiving yards during that time span.

"I think some of it has to do with his injuries," Scarfone, 27, said. "I think people are still holding that against him, which is unfair to him, and also I don't think the Chargers get the national coverage that others teams do. I think they're kinda overlooked right now."

"As bad as it is to say, I feel like most people have been focusing on the Rams in L.A. and people are overlooking the Chargers right now, and I think it has affected him and his popularity nationwide."

The irony about Allen calling out his naysayers, it's likely increased his notoriety nationally and in Los Angeles. The Rams have three good wide receivers in Brandin Cooks, Robert Woods and Cooper Kupp, but none received the type of face-time Allen had on talk shows this offseason.

Going viral and creating headlines are fine in the offseason, but Allen wants to continue making plays on the field for his seventh NFL season to prove his doubters wrong.

"Not even just to prove something because they don't think I'm that good, but because that's how I am," Allen said. "I like proving myself. I like coming out every day, being consistent, getting better every time and showing them that I can't be guarded."

MICHAEL BADGLEY

How confident is Michael Badgley? Chargers kicker shows up to camp with a mullet

By Jeff Miller
Los Angeles Times
July 27, 2019

A certain level of self-assurance is required to successfully convert 15 of 16 field goal attempts — and Michael Badgley is coming off the most accurate single season ever for a Chargers kicker.

One of his makes was another team record — for distance — a 59-yarder. When the playoffs arrived, Badgley made five more field goals in a victory over Baltimore. Yes, that performance also was a franchise-best, for a postseason game.

Special teams coordinator George Stewart calls Badgley's notably forged belief "Jersey confidence," the kicker having grown up in Summit, N.J., before attending Miami.

It takes a lot of inner certainty to do what Badgley did during the 2018 season. And takes a lot more to do what he did Monday.

Badgley walked into a Sports Clips with teammate Dan Feeney and asked for a mullet.

"I'm hyped for him," said defensive lineman Isaac Rochell, one of Badgley's best friends on the team. "He'll live up to what the expectation of a mullet lifestyle is. He's a beast."

Regarded these days as less of a 'do and more of a don't, the mullet was Badgley's preferred hairstyle for a time in college.

In April, when he appeared at the Chargers' draft party in Santa Monica, a giant screen on stage featured a photo of him from back then, his distinctive look including a pair of aviator sunglasses.

The fans in attendance began shouting for a return of the mullet, and Badgley promised them he would bring it back. That's why he arrived for the start of training camp looking nearly as dated as a leather helmet.

"It's just for fun," Badgley said Saturday. "A lot of the guys on the team have had a good laugh out of it. Once you step on the field, it's all business anyway. I don't think a haircut is going to change my mindset."

The Chargers definitely believe in Badgley, who last season brought calm to a position that had been tumbling wildly end-over-end. He is the only pure kicker in camp, with punter Ty Long also capable of hitting field goals and extra points.

The job security has Badgley in a place vastly different from where he was just a year ago. After signing with Indianapolis as an undrafted free agent, he reported to a team that already employed Adam Vinatieri, the NFL's all-time leading scorer.

"You go into it thinking, 'I'm going to give it everything I have to make them notice me, make them think I can kick in the NFL,'" Badgley said. "But, at the end of the day, it's Adam Vinatieri."

The Colts released Badgley following the preseason. He signed with the Chargers in October when Caleb Sturgis was injured.

Badgley suddenly was walking into a locker room in which he knew no one, his new teammates knowing him only as the seventh player who would attempt a kick for the team in less than a season and a half.

"It's almost like they're looking right through you," Badgley recalled. "Here comes another kicker. What's he going to do?" As they should. I don't blame them."

When Sturgis returned, he struggled to the point where the Chargers switched permanently to Badgley, who then started making all that history.

He quickly went from having a name no one knew to having multiple nicknames: "Money Badger" and "Money Bags."

After practice the past two days, Badgley signed autographs for numerous screaming fans and posed for several selfies.

He appeared to genuinely appreciate the opportunity to embrace the noise coming from Chargers fans who, given the team's past kicking woes, more often had screamed something other than their affection.

"I always tell myself, 'It's not going to last forever,'" Badgley said. "You remember being a kid, looking over fences trying to get an autograph, whether it's a baseball game or football game."

"It's one of those feelings where I remember how it felt and you want to be able to go over there and do it for them now. You have to enjoy every aspect of this game. Why not?"

And every aspect for Badgley includes his new haircut, which is really his old haircut.

"I think he's creating a brand," Rochell said. "He's bringing the mullet back. I think he is everything that a mullet should be."

"Jersey Confidence" Abounds in Michael Badgley

By Hayley Elwood
Chargers.com
May 6, 2019

What a difference a year makes for Michael Badgley.

Rewind to last spring and he was an undrafted rookie trying to cut his teeth with the Indianapolis Colts. But while Badgley's story is well-known to Chargers fans at this point — from being waived by Indy to making team history with the Bolts in his first season in the league — what may not be known is the cool confidence that the kicker carries himself with.

Or as Special Teams Coordinator/Assistant Head Coach George Stewart calls it, "Jersey confidence."

"(It's that,) 'just give me the ball' (mentality)," Stewart said. "He's a great kicker. His mental approach is outstanding. That's one thing that I like about him."

"I'm just a kid from New Jersey!" Badgley explained. "But, (confidence) is just one of the things that come with the position you play. You go out there, and a lot of the guys are counting on you to do your job. There's just a certain way you like to go about it and I have fun with it."

Fun may be one of the best ways to describe Badgley's rookie season with the Chargers. He had the most efficient season in team history in 2018, making 93.8 percent of his field goal attempts, marking the best single season field goal percentage with at least 15 attempts.

And oh yeah, he booted a 59-yard field goal in the team's Week 14 win over the Cincinnati Bengals, marking the longest made field goal in franchise history. Ask Stewart and he'll tell you there were other plans for that kick before Badgley came in and stated his case.

"That 59-yard field goal...we were going to punt the football," Stewart reflected. "We were going to punt it and pin them, then Michael (says), 'Coach, I got it.' I believe my kickers. I had Gary Anderson when I was a young coach. Gary will probably be a Hall of Famer. I was a young coach and he was a veteran guy.... When they tell you that they can kick the football and make those type of field goals, I have the confidence that they can do it because that's what we're on the football team for. (Badgley) has done a great job of making those kicks. We're very fortunate to have him."

Part of what gives Stewart confidence in Badgley is the assurance the kicker has in himself. Although he's only 23, Badgley carries himself with the type of gravitas seen by those who have been in the league for a number of years.

"He's a pro's pro to be a young player. He was coached very well in college at Miami. For us to have a chance to get him — it's just everything about him. He's kind of like Tiger Woods — you know with that standard operating procedure that Tiger Woods has. He's looking at the football, he's looking at the spot, he's looking at the wind conditions. Everything that you look for in a kicker, he does those things."

But ask Badgley where he learned to carry himself that way, and he'll tell you along with college and admiring other athletes from afar, it was his time spent around Adam Vinatieri with the Colts last spring that proved most beneficial.

It's what he learned during that time that paid dividends for him and the Chargers last season and now, beyond.

"You learn a lot just from watching him walk around the facility," Badgley mentioned. "It's something you always try to model your game after certain role models; guys like (Vinatieri) and Derek Jeter. Guys who carry themselves like that who I try to (emulate) at a professional level."

MICHAEL DAVIS

Chargers' Michael Davis looks forward to special homecoming in Mexico City

*By Gilbert Manzano
Orange County Register
November 17, 2019*

MEXICO CITY — Michael Davis received two cakes on his birthday as a child. One to celebrate his birth, and the other to welcome the arrival of the "Three Wise Men."

Davis' birthday is January 6, a day known as Dia de Los Reyes in Mexico. In English, the date is referred to as Three Kings' Day or Epiphany.

Countries and denominations recognize the religious day in different ways. For Mexicans, there's a cake involved.

Davis, a starting cornerback for the Chargers, was served Rosca de Reyes (Three Kings bread), a sweet oval-shaped bread with dried fruit on top as decorations. Inside of the bread was a small figurine, which symbolized baby Jesus Christ. As a tradition, whoever got the piece with the hidden baby was required to host a party.

Davis' birthday isn't for another two months, but he'll have a celebration of sorts Monday when the Chargers face the Kansas City Chiefs at Estadio Azteca in Mexico City.

It's a homecoming game for Davis, who spent summers and Christmas vacations as a youngster in the Mexican capital. He ate Rosca de Reyes at his grandparents' home in Mexico City.

"There were so many activities for kids," Davis recalled about his Christmas visits in Mexico. "I remember (waving) sparklers and the big mass. Churches were packed."

Davis' grandparents will be among the expected 85,000 spectators at Estadio Azteca, the soccer home of the Mexican league's Club America. It will be the first time Davis' grandparents watch him play football live.

His grandfather, Pedro Martinez, was the first person to teach Davis Spanish.

"My grandpa is going to be there," Davis said. "That's all that matters, to be honest. He was the one who taught me to read and write in Spanish. I used to read out of his Bible all the time. He's the one who started, but my mom kept teaching me."

Davis is a proud first-generation Mexican-American who was raised by his single mother, Ana Martinez, who left Mexico City at age 30 and moved to Southern California.

Martinez and Davis went back and forth from their home in Glendale to Mexico City because she wanted her son to learn about his Mexican heritage. Davis is African American on his father's side, but he doesn't know much about him. He's an only child, and his mother is his best friend.

"She's my mom and my dad," Davis said. "I guess my brother and my sister, too. We're best friends."

Davis always makes time to see his mother on weekends, and she visits him in Costa Mesa at the team's headquarters. She's known as "Vato's mom."

The nickname Vato was given to Davis by former teammate Jahleel Addae, who played with the Chargers for six seasons before joining the Houston Texans in the offseason. Vato is Spanish slang for friend or tough man.

Initially, Davis' teammates didn't believe he was Mexican. Not many people do at first glance. Davis has dark skin, African-American hair and he can roll his Rs. But saying a few words in Spanish wasn't enough proof.

"People just see my skin color, 'Oh, you're Black,'" said Davis, who joined the Chargers in 2017 as an undrafted free agent. "Then they see my mom, 'Oh, yeah.' I always get, 'What are you? I can sense an accent.'"

Davis embraces being bilingual and biracial. He got along with everyone as a standout football player and track athlete at Glendale High School, and had no issues at Brigham Young University, a Mormon institution in a predominantly white area of Utah. Davis said he rarely gets discriminated for his appearance.

"People just like me," Davis said with a smile. "I'm an alien."

Davis, however, did have one incident four years ago when he was working at a taco stand for a family party. A drunk relative directed racist remarks to him about his skin color.

"He was saying I'm a disease because I'm darker than everybody else," Davis said.

It made him angry, but he brushed it off. He'd come too far to be bothered by one person's ignorant comments.

Davis has the support of his mother and his relatives in Mexico City. He's always been accepted wherever he goes. He's remembered by teachers at Glendale High as shy and kindhearted. Davis visits the campus a couple times a year to speak with his former teachers, coaches and current students.

When his mother had to work long hours to support him, Davis didn't stay out late or make trouble.

"I was always to myself," Davis said. "I went to school, practice, come back home."

Ana Martinez didn't have a car or much money, but she walked her son to the school bus stop and had enough for football and track expenses.

"She knew I wanted to do football and track, but sometimes we didn't have enough money," Davis said. "She would always find a way to make it work. The only down side of that was I was lonely because I was an only child. She was working. We saw each other for dinner, but after school, I wanted somebody my age to talk to."

Davis is now providing for his son Atticus, and he's part of a brotherhood with the Chargers' secondary, which refer to themselves as the "Jack Boyz."

He went from undrafted to practice squad player to starting 17 games the past two seasons for the Chargers.

"You hear guys talking to him about (the Mexico City game)," Chargers defensive coordinator Gus Bradley said. "He's excited about the opportunity."

Davis is playing pro football in his hometown with his mother not too far away.

"Sometimes I sit here by myself in my locker," Davis said, "and just think about it, 'Yeah, I've come a long way.' Every time I go back to Glendale, I hang out with my boys in Glendale, I'm like, 'I've come a long way.'"

Now, Davis will get to reflect how far he's come by playing in his home away from home.

Davis is considering coming out of the tunnel at Estadio Azteca with the Mexican flag, and maybe after the game he'll get to visit his grandparents at their home and eat his grandma's pozole, a popular Mexican stew.

Everyone is invited to Casa Martinez.

"If you come to my grandma's house, she'll make you some fire pozole," Davis said.

Chargers' Michael Davis approaches MNF homecoming with full embrace of Mexican roots

By Eric Gomez
ESPN.com
November 13, 2019

It doesn't take much probing to find traces of Michael Davis' heritage.

The third-year Los Angeles Chargers cornerback includes the word "Mexicano" front and center on his Instagram profile. At his Southern California home in Irvine, a traditional blue and white Mexican poncho hangs off a wall. Tattoos of Mexican icons Frida Kahlo, Diego Rivera and Emiliano Zapata cover his right leg; his right arm displays an Aztec warrior.

So next week's Monday Night Football divisional clash against the Kansas City Chiefs in Mexico City's Estadio Azteca takes on a special meaning for Davis. It's not only a homecoming for the 24-year-old native of the Los Angeles area who spent meaningful parts of his childhood in Mexico, but also an affirmation of his identity.

"Yo soy Michael Davis, y soy mexicano," he said.

As if to drive the point home: "I am Michael Davis, and I am Mexican."

With his marked progress this season for the 4-6 Chargers, Davis relishes the timing of Monday's game to make a first-hand impression as a self-proclaimed son of Mexico under the bright Azteca lights. By then, Davis surmises, fans in Mexico may be more familiar with his name and support him as the country's latest ambassador in the NFL.

"Mexicans, we're loud and proud," Davis said. "I hope when I run out there, I see a packed stadium in [Chargers] blue and gold."

Rooted in Mexico

Davis was 5 years old when he first visited family in Mexico. For several Christmases and summer vacations thereafter, he would accompany his mother, Mexico City native Ana Martínez, to the country of their roots. Davis, who is African American on his father's side, grew up an only child in a single-parent home in the Los Angeles suburb of Glendale. On trips to Mexico, however, he could surround himself with the warmth and exuberance of his extended family for two or three months at a time.

The change in scenery wasn't too abrupt for Davis. Los Angeles to Mexico City was essentially switching out one metropolis for another. The real shock came in a more intimate form, going from Ana's apartment, where only the two of them lived, to his grandmother's house, where aunts, uncles and cousins would gather.

"They would all be there. My grandma, my Tía Lety, Tío Humberto and then my cousins Angel and Beto and then mi Tío José, they would all come out there to hang out with us," Davis said.

The time in Mexico left an indelible mark on her son, as Ana intended. It led to a visible one, too: Beneath Davis' Aztec warrior tattoo, the phrase "Por siempre de la familia Martínez" -- Forever a part of the Martínez family -- stands out.

"I'm proud to be here in the United States and for my son to have been born here, but at the same time I wanted him to see where he came from," Martínez said. "I wanted him to know what our culture is all about."

The usually tranquil and shy Davis would become more outgoing around his mother's family. Young Michael would transform before his mother's eyes, with the single-syllable responses of Glendale turning into exuberant bursts of Spanglish in Mexico.

"Those times I would watch my son fool around with his cousins and his uncles, those are the moments I'd realize he needed it," Martínez said. "He needed that company of family around him."

On any given morning in the Mexico City suburb now called Ciudad López Mateos, where the Martínez family remains based, Davis would wake up to the smell of pozole, a traditional Mexican stew made with hominy and meat that happens to be his favorite Mexican meal. For his sake, though, his grandmother would tone down the heat associated with the usually spicy dish.

It wasn't the only way Davis' grandmother would dote on the future NFL defensive back. Pictures from one of his January birthdays spent in Mexico show a dour Davis looking down at his cake. Another snapshot taken moments later catches him smiling after words of encouragement from his abuela.

"My grandmother used to tell me things like, 'Michael, you may be different from the rest of us, you may look different from the rest of us, but you're just as special, you're even more special,'" Davis said.

Soccer dreams to football stardom

The streets and parks near his grandmother's home are where Davis' interest in sports first piqued. On fields of dirt dotted with small patches of grass, Davis dreamed of success as a soccer player.

If things had gone differently, the 6-foot-2 Davis concedes there was an alternate path to playing at the Azteca, the cavernous stadium hosting its fourth NFL regular-season game in 14 years.

>... @ClubAmerica x @Chargers
j@OribePeralta + Mike Davis

See you in November for some <É at @EstadioAzteca

— Club América EN (@ClubAmerica_EN) April 28, 2019

"I always wanted to be a [goalkeeper] for the Mexican national team, so being able to play in the same stadium as them is a great honor," Davis said.

But Davis' interest in soccer did not move beyond casual pickup games, and he never played it at the organized youth level. Where Davis did excel was in more traditionally American sports such as football and track. He starred for Glendale High at wide receiver and defensive back, earning first-team All-Pacific League honors his senior year. On the track, he ran the 100 meters in 10.67 seconds, good for seventh at the California state championships.

Davis would earn a scholarship to BYU in 2013. Utah proved a challenge for Davis, a devout Roman Catholic who at first bristled at the idea of adjusting to a society where the Church of Jesus Christ of Latter-day Saints was the dominant force.

With guidance from Ana, who would fly out for every home game, Davis turned it around at BYU. But his performance slipped in his final year in Provo and he fell out of favor with the Cougars' new coaching staff, leading to a benching midway during the season and putting his NFL hopes in jeopardy.

At home in Glendale the next spring, Davis and Martínez watched the NFL draft in 2017 over a tense three days as Davis' stock tumbled. On the draft's final day, with his name still not called, Davis turned off the television midway through the broadcast and went to lunch with his mother, taking occasional peeks at his phone in case any good news came through.

It did not.

"Not being drafted hurt, obviously," Davis said. "Right there I knew what to do; I knew I had to prove people wrong."

The undrafted free agent chose the Chargers, who had just relocated from San Diego to his hometown, over a handful of other teams, only to be released before the start of the regular season. Nevertheless, the team added him to its practice squad -- from where Davis would eventually work his way up to the Chargers' first team.

Davis again made the team in 2018 and filled in as a starter for nine games when fellow undrafted cornerback Trevor Williams went down with injuries. Davis hung in with a

secondary including Pro Bowlers Casey Hayward Jr. and Derwin James. Los Angeles finished the regular season 12-4, beating the Baltimore Ravens in an AFC wild-card game before bowing out to the eventual champion New England Patriots in the divisional round. Davis started both postseason contests and played all but one snap on defense.

"I've got to give Michael a lot of credit; he's come a long way at accepting coaching and being accountable," Chargers defensive backs coach Ron Milus said. "Raw, that's what he was. I thought last year he came a long way, and now it's starting to show."

Under Milus and defensive coordinator Gus Bradley, Davis is now a full-fledged member of the "JackBoyz," the nickname the members of the Chargers secondary gave themselves a few seasons ago. Davis, the projected starter at left corner going into training camp, indeed won the job outright. He snatched his first career interception during a Week 4 win over the Miami Dolphins and commemorates the occasion with a framed picture of the takeaway that sits on a shelf at home.

'A beautiful experience'

The upcoming Week 11 clash will see the division-leading Chiefs finally play south of the border after last year's matchup with Los Angeles' other team -- the Rams -- was moved from Azteca to the LA Coliseum because of poor field conditions. That game saw the Rams outduel the Chiefs 54-51, the highest combined score ever posted in a Monday Night Football game and the third-highest-scoring game in NFL history.

This season's Mexico City MNF showcase will pit the two AFC West teams that made the playoffs last season, though the Chargers currently find themselves on the outside of the postseason conversation looking in.

The 2019 NFL schedule release last spring confirmed that Davis would probably be coming home during the season. After the announcement, Davis immediately marched down to the Chargers' media relations offices and requested extra tickets for his extended family. A week later, he was on a balcony in Mexico City overlooking the historic Palacio de Bellas Artes, announcing his team's fourth-round draft pick in flawless Spanish:

"The Los Angeles Chargers eligieron a Drue Tranquill, linebacker, de la Universidad de Notre Dame. Bienvenido a LA."

Cheers erupted from Ana as well as from Davis' aunts, uncles, cousins and grandmother, who were positioned in front of him for the TV cameras.

"I don't know how to describe it. As a child, I would take him to those places as a tourist," Martínez said. "Now we were standing there, accompanying Michael on television. It was a beautiful experience."

From there, Davis was whisked off to various events around the capital to promote the game. At Parque La Mexicana, a jubilant Davis engaged children in football drills. Later that afternoon, he stepped on the Azteca pitch for the first time during halftime of a Liga MX match. As he gazed into the rafters, Davis swapped jerseys with Oribe Peralta, the former star of Mexico's

national team who was at that time a forward with Club America -- the capital soccer power Davis grew up supporting.

"For me, it's a dream come true sort of, because I'm not playing soccer, but I'm playing at the Azteca," Davis said.

The Chargers' bye week arrives after Monday's game, and Davis hopes he can use it to spend time in Mexico visiting family. If not, he said he plans to return during the offseason. Davis hopes to bring along Atticus, his 2-year-old son with whom he regularly speaks Spanish.

Whenever the trip happens, it will almost certainly be alongside Ana, who instilled the values and cultural heritage Davis carries with him -- whether they be manifested in thoughts, actions or even ink on his body.

"I've always had that pride in being Mexican. She made me proud, she passed it along," Davis said.

Michael Davis hopes to say 'hola' to starting cornerback role

*By Jeff Miller
Los Angeles Times
August 4, 2019*

It was, for some Chargers observers, the most stunning moment of the 2019 draft.

For defensive tackle Justin Jones, it was confirmation that what he had heard about teammate Michael Davis was indeed true.

"I knew Mike spoke some kind of other language," Jones said. "I did not know it was Spanish."

When the Chargers' pick in the fourth round arrived in April, the television coverage cut to Mexico City, where Davis, a cornerback entering his third season, was standing with his family.

Given his cue, Davis announced the team's selection of linebacker Drue Tranquill in Spanish.

"Bienvenido a L.A.," he said.

"A lot of people on the team had no idea," Davis said Sunday. "Most of the [defensive backs] knew I speak Spanish, but they didn't know I could speak it that fluently."

When he rejoined his teammates in the Chargers' offseason program, several of them said they thought he was only boasting about being bilingual and had doubted his claim.

With the team set to play Kansas City in Mexico City on Nov. 18, Davis' ability to communicate in Spanish will be more popular than ever among the Chargers.

"He's gonna be our tour guide, for sure," Jones said. "You tell me what's on the menu, I'm going to order from there and then you tell them what I want.' That's how we're gonna do things."

Davis' mother is Mexican and his father is African American. His mom, Ana Martinez, taught him Spanish from as far back as he can recall.

As a young child, he would spend months at a time in Mexico. Later on, he would visit relatives there every Christmas.

"People see the color of my skin and think I'm just an African American," said Davis, who, on his dad's side, also has some Native American. "They don't expect Spanish to start coming out."

The Chargers' visit in November will give Davis an opportunity to see his grandparents, who live about 90 minutes outside Mexico City. He described himself as being "super fired up" when he found out about the trip.

Even better, there's a chance Davis could be a major contributor by that point. He is battling Trevor Williams for a starting cornerback job on a defense that has an opportunity to be quite stout.

"He has always had the speed, but I think his technique is catching up to his speed," defensive coordinator Gus Bradley said of Davis, who made the Chargers as an undrafted free agent. "He's starting to do it and having success with it, so it breeds confidence with him."

Davis took over midway through last season after Williams returned from an injury and struggled. He started nine games and had 43 tackles.

What he failed to do, and still hasn't done since his senior season at Brigham Young, was intercept a pass. He did, however, drop four balls that were within his grasp.

"Interceptions are big money," Davis said. "It's key for a defense to have interceptions. Interceptions can define a player. Getting the ball out, scoring, that's what we preach. I do want to get my interceptions back."

The Chargers were middle of the road with 13 interceptions and 20 takeaways in 2018. They had a turnover differential of only one, which tied for 15th out of 32 teams.

Creating more turnovers was a theme throughout the offseason program and continues to be a theme, with the first exhibition game coming Thursday in Arizona.

Davis said he thinks about those four missed pickoffs "everyday" and envisions himself intercepting a pass as soon as he wakes up each morning.

"The ball's money," he said. "You have to grab the money."

THOMAS DAVIS SR.

Veteran Thomas Davis brings wisdom and leadership to Chargers

By Jeff Miller
Los Angeles Times
September 4, 2019

He is entering his 15th season in a league that traditionally chews up tendons and bones and players much sooner than that.

Thomas Davis participated in his only Super Bowl to date with a broken arm. He has had the anterior cruciate ligament in his right knee repaired three times, doctors harvesting a slice of his hamstring and bits of both his patellar tendons in order to put the joint back together.

The man is 36.

"When the Chargers signed a 36-year-old linebacker, I'm sure a lot of people were displeased," Davis said. "For me, it was all about coming in and proving my worth, proving I have a lot left. I want to make them proud I'm on this team."

After just one training camp, the Chargers are genuinely bursting over the most significant piece they added in a rather quiet offseason.

They have marveled at Davis' leadership. They have praised his commitment. They have gushed over his ability to blur past them in pursuit of the ball.

Over and over, for months now.

And here's the interesting thing: Davis is certain those three torn ACLs — each a threat to his career — have allowed him to extend it.

"I think that definitely has given me some time on the back end," he said. "I'm a 15-year player right now, but I don't have the pounding of a 15-year guy. I'm trying to take advantage of that."

Over three seasons — from 2009 to 2011 — Davis appeared in only nine games because of his knee. Otherwise, in his other 11 seasons, he has been the precise opposite of injury prone, missing five games because of injury.

Though Davis' knee was once delicate, the rest of him never has stopped being dependable.

"He's a freak of an athlete," said Chris Harris, the Chargers' assistant defensive backs coach and a former teammate of Davis. "He's a freak of a human being too. When he committed to coming back after the third ACL, I knew he'd be fine."

Davis called Harris soon after the Chargers offered him a free-agent deal in March. It took Harris mere seconds to begin selling the team and the situation, both quite foreign to Davis, who had played his entire career in Carolina.

Harris knew how well his good friend would fit into a locker room that Chargers management has tried so hard to build on a foundation of maturity and responsibility.

He also knew the Chargers could use a linebacker of Davis' stature, particularly coming off a season with so many linebacker injuries that the team was forced to try to stop Tom Brady by scattering defensive backs all over the field.

Harris had no doubt about what Davis — thrice rebuilt knee, 1,111 tackles and all — still had left to give a team.

"He has great genes, of course, so he has to thank his mom and dad," Harris said. "But he's also a true professional. He knows how to take care of his body. To watch him now is quite amazing. I wish I could still do what he's doing."

Davis isn't Brady when it comes to avocado ice cream and organically grown legumes. He said he "free eats," which means he eats "pretty much whatever I like."

After Davis' introductory news conference in March, there was an audible gleeful reaction from both Davis and his wife, Kelly, when they found out Southern California has Chick-fil-A.

And he has never stopped consuming football. He is so gifted athletically that as a rookie in 2005, Davis wore No. 47 for the Panthers and played strong safety.

At 6 feet 1 and 235 pounds, linebacker has long since been woven into his DNA. So too has been leadership, Chargers safety Derwin James admitting, "I thought I was a leader until I met him."

James called Davis "a watchdog" because he misses nothing that happens on the field. Defensive end Joey Bosa said Davis has called him out for not hustling to the sidelines. Linebacker Kyzir White called Davis "an extra coach."

"You always try to show players what it looks like," defensive coordinator Gus Bradley said. "They learn better when they can see what it looks like. Well, now they know what it looks like with him in the room."

The Chargers added all this when they signed Davis. And so much more.

On a mantel back in North Carolina sit trophies for the following awards: the Call to Courage, for displaying character through adversity and triumph; the Bart Starr, for exemplifying outstanding character and leadership, and the Tony Dungy Uncommon, which Davis earned for his work with underprivileged kids.

There's also a statue depicting one of the NFL's all-time greats. The Walter Payton Man of the Year Award recognizes outstanding community service, as well as excellence on the field.

Davis won his Walter Payton in 2014. When he discusses his off-the-field work and his Defending Dreams Foundation — to encourage the development of students — he always uses the words "us" and "we."

"Thomas is like that big brother that you want to fight, but you know you can't," linebacker Denzel Perryman said. "He has been sharing a lot of knowledge. Every day, I'm learning something from him, whether it's football or life."

It has been only one training camp. The learning is just beginning.

Chargers love having veteran Thomas Davis Sr. as part of family

By Helene Elliott
Los Angeles Times
July 25, 2019

Thomas Davis Sr.'s speed is among the many assets the Chargers liked when they signed the three-time Pro Bowl pick as a free agent in March.

"He's 36 years old and he runs around like a 13-year-old," coach Anthony Lynn said in praising Davis' energy.

But on Thursday, the first full day of training camp for the Chargers at Jack Hammett Sports Complex in Costa Mesa, Davis was among the slowest players to leave the field.

Instead of hurrying off the field after a two-hour practice on a hot and humid day, he lingered in the family area with the blended his, hers and theirs family of four children he has created with his wife, Kelly. Thomas Jr., in whose honor Davis added the designation "Sr." to his name, carried his dad's helmet when the linebacker finally walked toward the sideline.

He felt he owed his daughter Skye — soon off to college — sons Denim and Thomas Jr., and daughter Mattison those precious extra minutes of family time.

His family had followed him from Carolina, where he spent his first 14 NFL seasons, to southern California, where the Chargers signed him to a two-year, \$10.5-million contract in hopes he can lend an experienced voice in the locker room and fortify an injury-depleted linebacking corps that had trouble stopping the run.

"Coming from the East Coast to the West Coast is a real big move but it's something that, at this point of my career, we've embraced it," he said. "We're looking forward to the opportunity and hoping to have a really good year."

Davis expected to be a Panther his entire career. They chose him 14th in the 2005 NFL draft and stuck with him through three ACL tears in his right knee, one each in 2009, 2010, and 2011. He rewarded their loyalty with a franchise record 1,111 tackles in 176 games, those three Pro Bowl selections, and a first-team All-Pro performance in 2012. He also won the 2014 Walter Payton Man of the Year award and the 2016 Bart Starr award for character and leadership on the field and in the community.

Davis envisioned the 2018 season would be his last before he retired, but life has a way of turning plans upside down. A four-game suspension, imposed by the NFL for violating its policy against performance-enhancing drugs, set him back from the start. He said the substance was in a supplement he had been taking without any previous problems, but he accepted the ruling.

"It wasn't a situation where it was me trying to cheat the game," he said. "At the end of the day, I can live with that, knowing it wasn't something that I did intentionally. I've moved on from it. I've proven that over the course of a 15-year-career, for that to be the only blemish on my career, I think that speaks volumes for it."

Then, after the Panthers got off to a 6-2 start, they lost their next seven games and slid out of playoff contention. Davis wanted to come back “to be part of the group that came in and right the wrongs,” he said in a video posted on his Twitter feed, but the Panthers told him early this year he wasn’t part of their future.

“In no way did I ever imagine putting on another uniform,” he said in that video, “but I want to play football.”

He pushed retirement to the back of his mind.

“Just the way my season went last year in Carolina, kind of the way it started out, and at the end of the season I felt like I still had a lot of juice left,” he said Thursday. “I was just hoping for another opportunity to play and the Chargers presented a great opportunity for me, and I took full advantage of it.”

He wasted no time impressing his new teammates during the Chargers’ off-season program.

“He’s new ... but what happens when a guy like that walks in the room and you already know his resume, so you obviously give him the utmost respect that you can give,” defensive tackle Justin Jones said. “He comes in, he doesn’t have to speak, but you know he’s a leader.

“He’s one of those guys that, when you walk into the room, you kind of just look and wait for him to say something because you know how much knowledge he has. Fifteen years in the league, that’s a long time. That’s a lot of games played, that’s a lot of situations that you had to make the best out of and handle those adverse times. For a guy like me who is going into year two, I would rather know how you overcame those adverse times so that when I hit those times, I know how to proceed.”

Safety Derwin James praised Davis’ willingness to help others while maintaining his own skills.

“That man is so fast. I’ve seen him fly past me a couple of times running to the ball,” James said. “He’s a tremendous athlete. He looks like he’s in year one to me.”

Lynn said he plans to bring Davis along slowly and “hold him out some” during camp in deference to Davis’ age and unfamiliarity with the Chargers’ system. That’s fine with Davis.

“Being 36 years old and being in my 15th season, I definitely embrace whatever role the coaches see fit for me,” he said. “I’m not a guy that’s going to fight what they have planned for me. I’m just going to come out and do what’s asked of me and try and fit into this team as well as I possibly can.

“Hopefully I can bring a lot of veteran leadership, first and foremost, but also coming out and showing that I can still come out and compete at a high level. That’s what it’s all about. You don’t come in and just try to be a vocal leader or a leader. You just try to come in and fit in where they need, just try to contribute to the team as much as you can.”

His contributions could help lift the Chargers beyond the second-round playoff exit they made last season.

“This is a team that is definitely capable of doing great things,” he said. “We know in this league

one year does not predicate how you’re going to be the next year but just looking at the roster I feel we have what it takes to go far in this league and it’s all about putting it together.”

AUSTIN EKELER

Austin Ekeler makes NFL history, delivers sales pitch for next contract

*By Gilbert Manzano
Orange County Register
December 9, 2019*

COSTA MESA — Chargers coach Anthony Lynn overheard what Austin Ekeler and the offensive coaching staff were attempting to do in the final minutes of Sunday’s 45-10 win against the Jacksonville Jaguars.

Lynn wasn’t exactly sure what they were chasing, but he obliged with letting Ekeler stay in the game. Ekeler received three extra touches on the Chargers’ final drive to record the rare double-triple of 100 rushing yards and 100 receiving yards in a game.

“Guys, just call plays and win the game,” Lynn recalled. “I don’t care about no stats, but he ended up getting his stats anyways. I was happy for him.”

Ekeler finished with a career-high 101 rushing yards and 112 receiving yards, and only needed 12 touches (eight carries, four catches) to record the first rushing-receiving double-triple of the NFL season.

Once Lynn realized what Ekeler accomplished, he was in awe of his versatile running back. It sunk in even more when learning how long it’s been since a Charger did what Ekeler did Sunday at TIAA Bank Field.

“He’s the first person to do it in how long?” Lynn asked at his post-game news conference.

“Since 1985,” a reporter responded.

“That tells you right there,” Lynn said. “If a guy like LaDainian Tomlinson come through here and don’t do it ... so I think that’s pretty hard to do.”

Many other Hall-of-Fame running backs never did what Ekeler did, including Emmitt Smith, Barry Sanders, Eric Dickerson and Marshall Faulk.

Ekeler joined Arian Foster, Priest Holmes and Pierre Thomas as the only undrafted running backs in the common draft era to reach 100 yards rushing and receiving in a single game.

Ekeler is alone in one 100/100 category. He only needed 12 touches to reach 100 yards rushing and receiving, the fewest number of touches in NFL history. The previous record was Herschel Walker’s 15 touches in 1986.

But Ekeler didn’t request to stay in the game to make history. He had no idea he was going to join elite company. He simply noticed he was at 97 rushing yards and 98 receiving yards heading into the final drive.

“I was telling (Melvin Gordon), opportunities like these don’t come often, so you have to take

advantage, and I’m glad they let me get back out there,” Ekeler said.

Ekeler ran twice for four yards to get over the century mark, and later received a 14-yard pass from backup quarterback Tyrod Taylor to get the other triple figure. Ekeler walked off the field after accomplishing the rare feat.

Perhaps it was more than just seeing 100/100 on the stat sheet. Ekeler has had many labels since entering the NFL in 2017. He was the special teamer who made the Chargers’ 53-man roster as a rookie. Last year, he was the shifty change-of-pace back. Entering this season, he was the good-enough fill in for Gordon, who held out the first three games of the season because of a contract dispute.

Ekeler wasn’t the latest plug-in running back in the right system. He proved during this breakout season that he’s a complete running back, or as Ekeler said Sunday — he’s a football player.

“I’m a football player, right?” Ekeler said. “So I can be placed on a team. I want my role to be very diverse. I can do this and I can do that. I can form to your team or to any team, and this team, just fill needs within the team. So I just want to be consistent with what I’m doing and keep growing my game.

“I’m not huge (he’s listed at 5-foot-10, 200 pounds). I’m not a big back. I’m pretty athletic, and so I can see myself running routes, I can be a receiver, I can line up in the slot, I can run speed sweeps, I can run between tackles, I can pull a block. I can do it all. I can run down a kickoff and make tackles. That’s why I see myself as a football player, and my role as a football player is just come in and just fill the needs of whatever you need.”

That was Ekeler saying he’s a complete football player, but that might as well also be his sales pitch. He doesn’t want to be labeled in the offseason, when he’s a restricted free agent.

Ekeler saw first-hand how hard it is for running backs to get paid. Gordon held out for months, but returned to the Chargers without an extension.

The Chargers weren’t going to budge off a certain contract number and forced Gordon’s hand. But that only postponed the dilemma of paying a star running back or not. Now, they have two productive running backs who want to be paid handsomely.

Ekeler has made his case, but he has three games left this season to chase more zeros for his next contract and add to his 2019 season numbers.

Ekeler is close to reaching 1,000 receiving yards and 100 receptions this season. He’s at 830 receiving yards with 73 receptions. Ekeler also has 84 targets with zero drops.

Racking up numbers and yards aren’t new for Ekeler. He reminded reporters Sunday of his 2015 monster game at Western Colorado against Western New Mexico.

“I think I ran for 350 one time college,” Ekeler said. “I almost had 600 yards of offense.”

Ekeler exaggerated with the 600 yards. He finished with 385 all-purpose yards, but by the way he’s been playing, it didn’t sound far-fetched

'All of them are just plain athletes': How three RBs have brought attention to Colorado

By Nicki Jhabvala
The Athletic
October 2, 2019

Calais Campbell caught himself mid-sentence as he thought back to his days at Denver South High and his journey to the pros. He, like so many young players in Colorado, dreamed of becoming a Bronco and wearing that orange and blue like his idol Terrell Davis.

He, like so many young players in Colorado, also noticed how few of those dreams actually became reality.

"It is a true blessing to be able to make it to the NFL," he said last week before returning to his home state to face the Broncos. "As a kid growing up in Denver, you don't see too many guys — although right now we have a lot of guys playing well."

Colorado is no Texas or Georgia and certainly no Florida or California. While many NFL players have come out of Colorado, the majority have been linemen — Campbell, Nate Solder, Ryan Jensen, Mitch Unrein, Ben Garland, Erik Pears and so on — with the rare skill-position players, like LenDale White, mixed in between.

But over the last couple of years, a trio of running backs has cast a spotlight on a state so often overlooked, taking the NFL by storm with their production and, for a couple of them, unlikely paths.

Carolina's Christian McCaffrey (Castle Rock, Colo.), Denver's Phillip Lindsay (Aurora) and the Chargers' Austin Ekeler (Eaton) rank among the 14 best backs in the NFL in rushing average since the start of last season. Through the first four weeks of this season, the three have all started every game and combined for 1,441 scrimmage yards and 12 total touchdowns.

"That's pretty cool," Campbell said. "That's a big deal."

McCaffrey, Ekeler and Lindsay starred in high school in three different counties, producing a slew of state records and astounding career totals before doing the same in college (McCaffrey, 23, at Stanford; Lindsay, 25, at Colorado; and Ekeler, 24, at Division II Western Colorado) and now the pros.

All three trained at Landow Performance, a facility in Centennial not far from the Broncos' headquarters, to prepare for the NFL Draft. McCaffrey and Ekeler were part of Landow's 2017 pre-draft group, while Lindsay arrived the following year.

All three impressed with their NFL combine or pro day performances.

All three have proven to be complete backs, heavily involved in the run game and pass game for their teams.

All three were labeled as undersized, as unlikely to be three-down backs in the NFL, as having logged too many miles in college.

Yet they never really got to know one another as their paths diverged.

Only McCaffrey was drafted, at No. 8 overall, while Ekeler and Lindsay became the diamonds of college free agency in 2017 and '18, respectively.

Collectively, they've put a state so often passed over at the forefront.

"Shoot, I hope so," Ekeler said. "Coming out of high school, with recruiting, I feel like it was just overlooked. It ended up working out for me. I don't know what it is about Colorado. Hopefully we're representing well. It's crazy to think the three backs from Colorado are starting for different teams, and of similar age too. It's pretty special."

If Louisiana has the Mannings, Colorado has the McCaffreys, the first family of Mile High football. When Ed McCaffrey starred for the Broncos, Christian was often on the sideline, his blonde curls dangling over the back of his No. 30 Broncos jersey while chasing his brothers — all of whom starred locally and were recruited to top FBS programs.

Where Campbell remembers snapping one photo with Davis, and Lindsay remembers reading Davis' autobiography as a young player, McCaffrey grew up around Davis and other Hall of Famers.

Loren Landow, now the Broncos' head strength coach who prepped all three for the draft, was McCaffrey's trainer since high school, helping him hone his rare abilities into head-turning talent.

"When we had Phillip and McCaffrey, that was a big time as far as the running backs," said Tony Lindsay, Phillip's uncle who has coached high school in the Denver area since 1990. "They just stuck out in high school like sore thumbs."

"Watching McCaffrey, he was just a real smart runner when he was at Valor (Christian). He had very good body control. When you say running backs, most of them are black. Then you see a white kid and I saw him and was like, 'Man, you can't hate on this kid.' I was a running back and I know. The first time I saw him run I was like, 'He's good. He's good.' It's almost like he knew where to cut before it happened."

In his four years at Valor Christian, a Class 5A Colorado powerhouse south of Denver where Ed McCaffrey now coaches, Christian compiled 848 career points, 141 total touchdowns, 47 receiving touchdowns and 8,845 all-purpose yards — all of which rank second in state history.

While McCaffrey had additional resources, his work ethic and talent are still recounted almost as legend, attempted by many but matched by none. Just as his break-away runs at Stanford or gaudy yardage totals would cause heads to shake in disbelief, so too would his workouts.

Remember the clip of him during micro-hurdles that went viral?

"Everybody thinks he sped it up. It is not sped up," said Augustine Agyei, who succeeded Landow as the facility's lead coach for NFL draft prep. "That was actually him."

"He understands football. He's been around it a long time. He's laser-focused. A very, very, very

focused individual, which is great because he understands how to rise to the occasion."

Lindsay, too, was a known standout in high school, starring at Campbell's alma mater, Denver South, and finishing as its all-time leader in rushing yards (4,587 yards) and all-purpose yards. His father, Troy, and uncle, Tony, both former college backs themselves, were also Phillip's mentors and coaches from little league on up.

In the same game Phillip tore his ACL as a high school senior, he snapped his father's Denver Prep League all-time rushing record. At 5-foot-8 and 190 pounds, he was notorious for his trash talk and his days as a linebacker.

"Oh my gosh, he begged me, 'Uncle, please don't send my defensive tapes out. I don't want you to send them because I want to be a running back in college,'" said Tony, formerly the head coach at Denver South. "That's what he wanted to be, but don't think I didn't show some of those people that because he would knock people's helmets off. He was vicious. Oh my god, he was vicious."

Because of the injury late in high school, and perhaps because of his slight frame, Lindsay went largely unrecruited in college, landing at Colorado when Mike MacIntyre honored his scholarship after Jon Embree was fired.

There, too, Lindsay went on to set records, becoming CU's all-time leader in all-purpose yards (5,760) and yards from scrimmage (4,683), while finishing second in career rushing yards (3,707). At his pro day in Boulder, he ran a 4.39-second 40 in front of John Elway, Gary Kubiak and Vance Joseph.

But again, any interest wasn't enough. Lindsay was snubbed by the NFL combine, snubbed in the NFL Draft and snubbed by the Broncos, who pissed him off for not even selecting him in the seventh round.

When Lindsay cooled down and decided to stay home as a Bronco, he called Elway and made him a promise: Despite being undrafted, he would win the starting job at running back.

And that, he did, surprising no one in Colorado.

"It's cool seeing another guy from Colorado make it up the ranks and then continue to have such huge success," Christian McCaffrey said at his family's youth camp in Colorado earlier this year. "I'm definitely happy and I think it's great for Colorado football as well. The more guys that do what Phil is doing is special for guys. You look at the high school talent now, and even younger than that, it gives the kids a sense of pride and somebody to look up to in that position; that can dream and have aspirations of being where he is."

Last season, Lindsay totaled 1,037 rushing yards, the second-most by an undrafted rookie, and became the first undrafted offensive rookie to earn a Pro Bowl nod. In Year 2, his role has changed, along with the Broncos' offense. His touches are spread among the running and passing games, but he still leads the team with 213 rushing yards and a pair of rushing touchdowns.

His path from undrafted out of Colorado to starting in the pros, however, was paved a year earlier.

"I don't know him directly, but I had heard about him," Lindsay said of Ekeler. "He's from a smaller mountain town, but he's tough. He's really tough. He started the undrafted free agent thing for me." From a town of about 5,000, Ekeler dominated Class 2A Colorado football out of Eaton High, but he garnered notice from primarily Division II schools that wanted him to change positions.

At 5-foot-9, Ekeler could lift more than twice his body weight, shed tackles with ease and amassed 2,398 rushing yards (10.2 per carry) and 42 touchdowns at Eaton. Yet some saw him as an athlete, or potentially a cornerback.

Western Colorado, in Gunnison, wanted Ekeler where he wanted to play.

"He was a freak on film," Western coach Jas Bains said. "He's strong and he's fast and everything that you want, not only in a running back, but a skill position as far as speed and explosiveness and strength. He had all those things and it was very visible on film. On his highlight video, he even had himself dunking a basketball. Great balance, great speed. He just broke tackles and made guys miss. It was very impressive."

At Western, Ekeler produced more than 1,000 rushing yards in each of the four years he played, totaling 5,857 in his career, plus 1,215 receiving yards. He recorded more than 300 rushing yards and five touchdowns in a game — twice — and developed a reputation as a workout junkie.

Bains said a representative from nearly every NFL team inquired about Ekeler over the course of his final two seasons at Western. And after months of training alongside McCaffrey at Landow Performance, Ekeler participated in Colorado's pro day and ran a blazing 4.43-second 40, which would have ranked as the fourth-fastest time among running backs at the combine in 2017. He also recorded a 40.5-inch vertical that would have ranked sixth among all combine participants that year.

And yet — nothing. Again.

"He's maybe a small-town kid that played at Division II," Bains said. "In stature, he's not 5-10, 6 foot, 6-1. He's a smaller tailback and I think sometimes those guys get overlooked in the sense of can they take the brunt of the NFL and can they last? It's unfortunate it happens sometimes."

As a college free agent on a team that lost Danny Woodhead but starred Melvin Gordon, Ekeler had a chance, but a narrow one.

"Coming from a school like that, or even just being in a small town, you have limited resources so it teaches you to make a lot of things work," he said. "I had two pairs of gloves the whole season. Now I have a deal with Adidas and I can get a new pair every day if I wanted. You have to make things work. We used to have to pack our own bags, we'd bus everywhere. And I look at it now and it just makes you really appreciate the NFL and the resources."

The rise of Ekeler, especially to start this season, is mirroring that of Lindsay in 2018. Two small, undrafted kids out of Colorado the entire league overlooked or pre-judged. The doubts of whether Ekeler could handle the starting job while Gordon held out for a new contract were quashed almost immediately when he recorded 287 yards from scrimmage and three

touchdowns in his first two games for the Chargers. In a win over Miami last week, he produced 60 rushing yards and a rushing touchdown, as well as 62 receiving yards and a receiving touchdown.

Next up: the Broncos, who could use a heavy dose of Lindsay to overcome their four-game slump.

"Even though they got Gordon back and he'll be their No. 1 back, they're still going to play this guy," Broncos coach Vic Fangio said. "I mean, this guy has played really, really well. It's hard to believe he went undrafted. But that's the draft. Different strokes for different folks and people getting missed all the time."

When McCaffrey registered his third game this season with more than 175 scrimmage yards and a touchdown, he was likened to Superman, described as the most exciting player in football and mentioned as an MVP candidate. He also joined a club with only Jim Brown. Yes, the white back out of Colorado and the Hall of Famer are the only ones to have at least 175 scrimmage yards and a touchdown in three of their first four games in a season.

Although a star at every level he's played, McCaffrey is a Coloradan, thereby unexpected to be among the NFL's finest. Yet he, Lindsay and Ekeler have proven to more than their label as backs. They're playmakers.

"They're athletes. All of them are just plain athletes," Tony Lindsay said. "They don't just run. I bet you they were good in basketball or track. They're athletes."

Their odds-defying talents and years of work paved their own way. But back in Colorado, their stardom has the power to open more doors.

"I feel like there's a lot of good talent here in Colorado," Phillip Lindsay said. "You just have to give it an opportunity and give it a chance. There's just so many kids in California and Texas that you get overshadowed, but if you're good, you're good."

The Rise Of Austin Ekeler

By Tyler Dunne
Bleacher Report
September 11, 2019

He started the day in tears.

Literal tears. As Chargers running back Austin Ekeler sprinted through the tunnel for Game No. 1 of Season No. 3, he couldn't hold them back.

Then the game began, and he devastated the Colts one cannon blast at a time.

Hurdling a defender on his second touch.

Snaking out of the backfield to catch the team's first touchdown of the season. Spike and air guitar included.

Embarrassing professionals. Ekeler caught one screen pass, turned upfield, veered toward the sideline and revved through the flailing arms of the reigning Defensive Rookie of the Year, the "Maniac" Darius Leonard. And rammed through corner Pierre Desir. And rendered Malik Hooker a statue, stunned and helpless, 55 yards to the house for another touchdown. Ekeler spiked the ball (again), air-guitared (again), and when he

decompressed on the bench in front of a rotating fan moments later—one teammate flexing guns in his face—the man Ekeler is currently costing millions of dollars even chimed in. There was Melvin Gordon III, saluting the man draining any leverage he has left:

FL ⚡ SH ✓
@Melvingordon25
@AustinEkeler eating !!!!

2:49 PM - Sep 8, 2019

Ekeler supplied two more blasts in overtime, too.

Knifing back inside, in the face of two Colts, for 19 yards. Then, four snaps later, booting Indy back to the Midwest with a third touchdown. Against nine defenders in the box, he coolly slid behind fullback Derek Watt's seal to payday, giving the Chargers a 30-24 win.

He couldn't strum the guitar this time. He was mobbed.

And as Ekeler headed back through that tunnel, he saw his family and...cried. Again.

Ice Cube's "It Was a Good Day" blared. Fans—real, live Los Angeles Chargers fans!—screamed and high-fived as they headed to the exits. And at that precise moment, everything that's been so murky in L.A. became so exquisitely clear. The Chargers, apparently, do not need Gordon. The star known as "Flash," whose 2014 season at Wisconsin ranks No. 2 on the Division I all-time rushing list, right behind Barry Sanders' 1988. The workhorse who went 15th overall and is one of only four NFL players with 3,500 yards from scrimmage and 35 touchdowns since 2016.

The household name with the rare motivation who's holding out for a new contract.

The Chargers are still Super Bowl contenders with this 24-year-old from an unincorporated town (Briggsdale, Colorado, population: 809) and a college nobody's ever heard of (Western Colorado). They can win with a running back who, from afar, looks like a kid on the sideline. Like, at any moment, he'll surely be tapped on the shoulder by some security official, who will take his hand and usher him back to his parents in the stands.

Yet up close, here in the locker room after this 154-yard performance, the greatest day of his football life, Ekeler is no bantamweight. He's a 200-pound block of granite.

Sporting a bright floral shirt, Ekeler cannot stop sweating. Beads pool all over his bald head and drip into his eyes. A team official hands him a towel, and Ekeler explains that, no, he's never actually played guitar. He just loves the idea of being a "rock star," on center stage, entertaining a crowd. Back in his college living room, he used to blare rock from the '70s and '80s and told his roommate that if he ever made it to an NFL end zone, this would be his signature.

One, two, three violent strums.

"I'm breaking the strings!" he says, air-guitaring again. "I'm jamming. Bwowww!"

New superstars emerge in the NFL every fall. But this? This is different, because nobody has taken Ekeler seriously as a football player his entire life.

Forget Division I schools. D-II schools didn't even believe in him. Forget being motivated by one or two slights on draft day. Twenty-seven running backs were drafted. He never heard his name called. He's been forever treated like a player bound to fail. Hooker, just standing there on that 55-yarder, represented countless others.

Ekeler is always surprising people. Pretty much everyone but himself.

Because to Ekeler, this is all one continuous build. If Gordon returns, great. Ekeler's not even thinking about that, instead obsessed with "building, building, building" to this point. To those tears.

"Even in college, I was always on the verge of tears, because I was building," Ekeler says. "Everything I have done before had led to this moment."

Who knows when Gordon returns? NFL Network's Ian Rapoport reported it'll be between Weeks 6 and 8. With Ekeler, it may not matter. Because with Ekeler, the Chargers would be wise to let this build proceed uninterrupted.

Long before he became the lifeblood of an NFL offense, Ekeler was on a ranch.

In the middle of nowhere.

And absolutely miserable.

This is where you need to start, in Briggsdale, where Ekeler's life was painfully simple. All summer, since he can remember, he'd wake up at 6 a.m. to work for this then-stepdad's fencing company. There were no attaboys, let alone allowances. No, Ekeler installed fence...after fence...after fence...until dark, because that's what he was told to do. And he knew that if he ever screwed anything up, he'd pay the price. Ekeler says his ex-stepdad—whom he never references by name here—had an abusive father himself growing up and, in turn, "brought that upon me."

So he's not shy about any of it. That he hated the work. The constant of pounding posts into the ground. And stringing wire. And clipping fence. And the fact that there was never an end in sight on these massive projects.

And that he hated his stepdad.

"I hated him. I hated him. I hated every minute about that," Ekeler says. "But literally, looking back, that's what taught me about working hard. It sucks. It sucked when I was going through all that stuff, but it literally taught me how to work hard. Because there was no complaining. It was: Get it done as fast as you could. If he ever asked you to do anything, you'd run. You'd literally run and go do it. Get it done."

"Because if you didn't, you didn't like the result. I just hated this guy."

His biological father and mother split shortly after he was born. His dad is in prison for life and, no, as he sits in Chargers headquarters in his Space Jam shirt, with a 1½-inch scar on his right arm and a dime-sized scar on his left—routine battle wounds, nothing serious—Ekeler doesn't want to get into all of that. His mother met this stepdad after they moved into town from Colorado Springs and stayed with him for 11 years.

At no point did Ekeler ever think this work was doing him any good. "I'm just thinking, 'This is terrible,'" he says, closing his eyes at the memory of his body aching every night. The toughest part might've been tamping posts. That is, Ekeler would plant fence posts deep into the ground, one quarter-mile at a time. And each quarter-mile, he then needed to install a massive H-brace.

For 20 miles. For 25 miles. For 30 miles.

However long a barbed-wire fence needed to be to, for example, keep a landowner's cows off the railroad.

Ekeler was joined by his stepdad, stepdad's son, stepdad's son's friend and his mom and brother, Wyatt, though Wyatt was too young to help back then. While they did play some music, nothing ever gave them any joy through this all. The joy came in the occasional fishing trips. His face lights up thinking back to "slaying bass" at Lake McConaughy in Nebraska with his mother's side of the family. He'd catch catfish everywhere, too.

Soon enough, however, winter arrived.

And there was more to do.

Pointing at different spots on the table here, Ekeler lays out the land in explaining how he tended to his stepdad's farm animals year-round. How he'd need to carefully disconnect and drain four different hoses, downhill, after each usage and what would happen if he failed, if the hoses froze up or cracked. His stepdad went berserk. He'd drag Ekeler out of bed in the middle of the night to make him thaw those hoses out via campfire or a wood-burning stove...then string 'em back out...then bring 'em back to the troughs.

Ekeler never considered quitting, at any point. That was not an option.

Yet he did have an escape: sports. And he quickly realized that all this work made him a different breed as a running back at nearby Eaton High. He was farm-strong. He never tired. He never complained. As a senior, Ekeler ran for 2,398 yards with 42 total touchdowns.

Not that anybody outside of Eaton seemed to notice or care.

He ponders why.

Maybe it was geography. It's easy to overlook a school in Colorado with only 90 kids per graduating class, and his own head coach wasn't much help. He liked Bill Mondt a lot. Mondt actually coached the New Mexico Lobos back in the '70s, but, 76 years old by this point, he wasn't exactly fighting for Ekeler. Instead, he'd pass off any letters he received to Ekeler, who tried (and failed) to sell himself. No Division I schools showed a blip of interest, and all the Division II schools in arm's reach—CSU-Pueblo, Adams State University, etc.—wanted Ekeler to play defensive back.

Or maybe the film was too grainy. It certainly wasn't HD—but you could still see his number, see him racing away from the pack. He even had connections. His offensive coordinator's twin brother coached at North Carolina. So Ekeler went to UNC's camp, and he killed it...and he never heard a peep. His own damn cousin, Mike Ekeler, was a linebackers coach at Nebraska. He can still hear Mike telling him he needed to run a 10.8 in the 100-meter dash to have any

shot at Nebraska. ("I'm like, 'I run an 11.01. OK...all right.'")

Ekeler even remembers finding a list online that showed he had the 22nd-most rushing yards in the entire nation.

"And I didn't get any interest from anybody?" he says. "I was so confused."

Even now, he's dumbfounded.

His thick, dark eyebrows flare. His voice gets louder.

"Sure, I went to a small school, but I am DE-STROY-ING people!" he says. "What else could you have done? What else? I had 42 touchdowns! It was absurd! I would score four, five a game! I don't know what else I could have done."

It's clear what everyone missed: that kid on the ranch.

"To me, you couldn't evaluate my heart, my work ethic. You couldn't evaluate all that," he says. "You can't put that in numbers. ... You can't measure someone's demeanor and how they work."

One program did offer the chance to play running back: D-II Western Colorado. The head coach there, Jas Bains, told Ekeler his senior running back was graduating so they had a spot.

And that's all Ekeler needed to hear.

As his high school graduation neared, Ekeler lined everything up in Gunnison—a place to stay, a roommate, a summer job as a rafting guide to pay rent. He packed his bags the night before receiving his diploma.

"And I said, 'See ya!'"

Ekeler wouldn't need to install a fence ever again.

The apathy pained him. Like lingering sciatica. Ekeler was one of nine running backs initially at Western Colorado, a nobody, but even he couldn't stand the fact that seniors weren't taking the game a fraction as seriously as he was. He quickly earned the starting job, and each blowout loss stung more than the last—48-21, then 29-3, then 35-13.

Finally, he snapped.

During a team dinner, Ekeler saw teammates goofing around and fiddling with their phones. So when Bains asked if anybody had anything to say, Ekeler spoke up.

His voice trembled then and trembles now just reliving that moment.

"I was on the verge of tears because I was so nervous," Ekeler says. "I was just so passionate in telling the team what I had to say."

Ekeler told everyone that their attitudes were unacceptable. That nobody was locked in, nobody seemed to care—at all—about this team. This was foreign to him. Ekeler was used to his high school team winning nearly every game. From that point forward, Ekeler was a team captain. Western Colorado won two games, then

four, then four again, then went 7-4 in Ekeler's final season. His passion did, in fact, catch on.

The Mountaineers finished just a game out of first in the Rocky Mountain Athletic Conference.

Which, obviously, sounds about as memorable as a ribbon at the fair.

Laughable, even, compared to Gordon's tour de force through the Big Ten. But that's the point. That's where you see how Ekeler is different than any back in the NFL. He played in front of 100 fans on Saturdays, not 100,000. He was never on national TV. Never surrounded by 5-star recruits forever destined for greatness. And he relished this. He loved building something, organically, all in the name of pride and pride only.

When Ekeler first saw those seniors with a foot out the door, part of him understood why. It's hard to lift yourself out of bed for 6 a.m. workouts when no one—literally, no one—is considering football as a career. It wasn't a dream, let alone a reality. But, to Ekeler, this sure beat the ranch. He told everyone who'd listen, "We can do something. We can put a ring on your finger." He embraced the challenge of getting others to care like he cared, of pulling "as many people as I could along."

Gunnison is a town of 6,000, give or take. Hardly Madison, Wisconsin. But Ekeler was in his element.

"I love that you had to be the one who made it work," Ekeler says. "It wasn't because we had this huge program and all these nutritionists. You yourself had to get the motivation in your head to say, 'I'm going to get this done.' It was just like working at the fence. There's no one besides you and everyone around you. You have to get it done. Whatever it takes. You have to motivate yourself."

"We don't have these extravagant weight rooms and all these hype things. We don't have a big crowd we're going to play for—Oh, we've gotta play for them. We didn't even have each other when I got there. Everyone was all over the place."

"I don't know why I put it upon myself. Probably because I cared. This was not how I wanted it to be here for my time here. I'm going to speak about that."

A team of "individuals" became, truly, a team.

And this is where he also met his first love: the weight room. Ekeler quickly realized, in there, what a childhood of manual labor had done for him.

The first "max day" at school, he squatted more than everyone. Linemen. Linebackers. Nobody came close then. And now, in the pros, he's still outlifting virtually everyone. Whenever Ekeler enters a weight room, it's a spectacle—teammates gather to see Ekeler squat five 45-pound plates on each side of a barbell.

He and two other players at Western Colorado—Travis Haney and Ty Henry—made a habit of lifting extra, of ticking off their strength coach for doing too much. They'd walk into the weight room, ask, "What's not sore?" and then destroy that muscle.

This is what Ekeler did for fun.

The result has been beautiful deception. Pads on, it's difficult for anyone to tell a 5'9" running back packs so much punch. Here, sitting in a chair, Ekeler sways back and forth, staring ahead at a pretend defense.

From Western Colorado to the NFL, his raw strength became a (secret) superpower.

"People try to shoulder-tackle me. They think they can just blast me on the ground. But I have balance. My legs can stick," says Ekeler, slamming his left foot into the ground. "My foot just sticks in the ground. So you hit me and, Bam! I bounce! You might move me, but it's not going to slam me into the ground, like people think."

In 40 collegiate games, Ekeler finished with 5,857 rushing yards and 55 touchdowns. This time, people noticed. Scouts from nearly every NFL team passed through Gunnison, including one former D-II player. Packers scout Sam Seale played at Western Colorado before a decade in the NFL and, Ekeler says, was his running backs coach's best friend.

He figured he'd play for Green Bay or the Chargers, because Chargers scout Tom McConaughy showed a genuine interest, too.

The Packers drafted three backs that year: Jamaal Williams (134th overall), Aaron Jones (182nd) and Devante Mays (238th).

Ekeler went undrafted. Ekeler chose the Chargers.

The first time Ekeler stepped into the huddle in OTAs—as one of 90 players trying to make the team—he felt his stomach tighten. Everything felt tight.

He started to dry heave, asked for a sub to take his place, sprinted to the sideline and Ekeler...

...puked everywhere.

"Because," he says, "I cared."

So much so that he had the audacity to walk right into his head coach's office—nerves running wild, words tripping over each other—to ask Anthony Lynn what he needed to do to make the team.

He was a nobody then, a running back wearing No. 3.

His odds of making the team, as one of five backs in camp, were slim.

Lynn told Ekeler to 1) protect Philip Rivers, 2) protect the ball and 3) go visit "Coach Stew," the special teams coordinator. Ekeler listened. He promptly chatted with George Stewart for 40 minutes, about life, about everything outside of football in a conversation he cherishes to this day. And then, after turning heads practice...after practice...after practice...Lynn brought his name up to the entire team.

He praised Ekeler. He told everyone about that day Ekeler had the guts to approach him.

And then Lynn made a confession: He didn't even know Ekeler's name at the time.

Three years later? Ekeler is the starter. Everything has changed very fast, very furiously. But Ekeler says he hasn't thought much about the situation that set off all that change: Gordon's contract holdout. The two aren't that close, for one. Ekeler says they share more of a "business relationship," adding that they have "different lifestyles." And why would he think about it, anyway? Why let it poison his mind at this point? He treats every day, at every level, with the same tenacity.

That lip would quiver just as much now as it did in that team meeting at Western Colorado.

No, the gravity of his role now will never hit him.

"My role has changed, and it might change back," Ekeler says. "Mel might come back and get his starting job back. Whatever happens, I'm a football player. That's how I see myself. People are like: 'Oh, you're out of special teams now. Do you think you'll go back?' It's like, 'I want to go back!'"

"Whatever I can morph myself into, for this team ... that's what I'm going to do. I made this team on special teams, so I have a secret love on special teams."

He's pressed on this. He's reminded that the Chargers have Super Bowl aspirations and that he is the starting running back. That changes things.

"What does it change?!" he snaps.

The pressure. "From who? Not myself. I've already had pressure on myself."

Now, you're getting the ball about 20 times a game. The team needs you more than ever. "Let's go. Let's go."

This isn't Briggsdale or Gunnison. Everything around him has changed. The audience to his air-guitar sessions has grown from one to millions. Which is nice. But fantasy football trolls are finding him, too. After fumbling against Jacksonville, as a rookie, he says people on Instagram told him to die. He now has his agent delete negative comments on there so his family doesn't have to read such "B.S." One message, however, did find its way to Ekeler's eyes on the eve of this season. A fan sent Ekeler a DM asking if he could realistically handle the load as a running back at his size.

The person added that he himself was 5'8," 190 pounds, and that if he got hit, he'd break.

Ekeler couldn't resist. "No offense," he wrote back, "but you're not me."

Because Ekeler knows what he's made of. Last season, he was speared in the face and knocked airborne by the Bengals' Clayton Fejedelem on an onside kick. He suffered a concussion and major nerve damage, losing all feeling on the left side of his body. It was the "scariest" injury of his life because, on the spot, Ekeler lost his superpowers. This bodybuilder who could bicep curl 65 pounds wasn't even able to lift a 20-pounder with his left arm. Structurally, his muscles and bones were fine, but the connection between his brain and left arm was damaged.

"I'm literally in the doctor's like: 'Hey, am I going to be able to use my arm? Or is this dying right now?'"

Gradually, the nerves started firing again, and he played three weeks later. With a cowboy collar on, he still wasn't himself. He felt top-heavy. He couldn't move his neck and thus couldn't see where he was going. Two weeks after that, he received exactly zero carries in L.A.'s 41-28 divisional playoff loss to New England.

Now he's back. "I don't have a freakin' bionic neck anymore!" He can stick that leg and buckle tacklers into crumpled heaps. "And they say, 'Oh! Cot dang!'" One week, he's squatting 405 pounds six times. The next, he's shredding the Colts.

It's a tad eerie for an outsider visiting the Chargers locker room. Gordon's stall is still full of clothing and cleats, as if he never left. But nothing feels eerie or awkward to anyone here.

Nobody sounds the least bit concerned by his absence.

Asked if there's any drop-off from Gordon to Ekeler, the answer is an overwhelming "no."

Wideout Mike Williams calls Ekeler the strongest player on the team, regardless of position, and says the expectations for the offense haven't changed a bit. "He's a baller," Williams adds. "He's small, but he battles." Travis Benjamin agrees. This Chargers receiver appreciates Ekeler's humble beginnings as an undrafted free agent—"Austin knows where he's not trying to go back to"—and says there's always three, four, five plates to each side of any barbell Ekeler throws around in the weight room.

There's no slippage, to Benjamin, because Ekeler has the body type to handle any workload the Chargers give him.

And the expectation is the same: the Super Bowl. The Chargers want another shot at the Patriots.

"Hopefully we see that team again," Benjamin says, "and, this time, run 'em over."

Between Gordon's locker and Ekeler's locker is Watt's. He's known Gordon since they were both high school recruits in Wisconsin. They're tight. They were college roommates in Madison, with Watt mashing away as Gordon's lead blocker for three years there and now three years in the pros.

Watt gets that Gordon is trying to earn what he believes he deserves but quickly adds that Ekeler is the No. 1 right now and that Ekeler is "taking off with it."

Now, Watt and Ekeler are becoming incredibly close.

He calls Ekeler "strong as a bull," says "he can lift a house" and can still remember Ekeler's first camp, when all the vets were asking each other, Who is that? To him, as good as Gordon is, there isn't a drop-off.

"He can be great," Watt says. "When the ball's in his hands, you never know what's going to happen. He can take it to the house every time."

Like he did Sunday, when he left the Colts in his dust on that 55-yarder, with Watt telling him, "You're too strong!" on the sideline.

As nonsensical as it sounds, Gordon simply isn't on anyone's mind. It's not necessarily a matter of

running backs in the NFL being irrelevant in 2019. It's a matter of Ekeler.

His presence keeps the Chargers humming.

People always pepper Ekeler with the same question: Who do you compare yourself to?

His answer is always the same: No one. And he sincerely means that. Ekeler never watched football growing up, not with so much work to do on the ranch. So he never had a favorite team, nor a favorite player.

"I don't want to be anybody else," he says. "I just want to be the best I can be.

"For me, it's about what I'm doing."

Thus, it's impossible to predict where Ekeler takes his game from here. He is, in Watt's words, a "pinball." And this pinball does it all. He'll run you over and rev into high gear and line up all over the field. He's so much more than a funky name from an obscure school.

He's an old soul. If he ever does learn guitar, he's starting with "Money for Nothing" by Dire Straits. In Gunnison, only three radio stations came in clearly—Christian, country and classic rock channels. Ekeler would hear a song he loved, like this one, and think it was brand-new.

He enjoys PC video games, such as League of Legends. Back in Briggsdale, when he wasn't working, or at school, he'd cut himself off from his stepdad by locking the door and playing video games.

He's still into fishing. This past Fourth of July, he went fly fishing with his brother, Wyatt, who's now 18 and a senior running back at Windsor High, about a 20-minute drive from Eaton. Afraid of the ocean, saltwater fishing here will need to wait.

And his No. 1 passion, of course, is still lifting weights. He "absolutely" believes he's one of the strongest backs in the NFL. He felt himself getting softer, briefly, as a rookie and asked the Chargers for a more strenuous lifting regimen.

For a franchise synonymous with bad luck—it's already down safety Derwin James and offensive tackle Russell Okung—the combination of it all, in Ekeler, is a godsend.

So maybe it doesn't even matter when or if Gordon returns. Why would the Chargers impede what Ekeler is building?

He won't say it, of course. Nobody here will. But Ekeler is making a running back everyone considered elite look expendable...because he may be something more special.

He doesn't take this ascension for granted, citing the fact that nearly 40 players were cut from every NFL team. It's why Ekeler always goes out of his way to help younger players. He doesn't know whose life he could impact.

"If I can help, I want to help," he says. "Life's too short not to help other people."

And from his perspective, the Chargers coaches can do whatever they want if Gordon returns.

"You're the decision-makers," he says, his voice rising. "Whatever you do, if you put me on the field, I'm going to produce.

"I show up. I work as hard as I can. I get the job done."

Such is the quiet confidence that's always fueled him. He speaks of a performance like Sunday's no differently than of a day installing a fence. And after the damage was done, he exits the locker room, throws his backpack on, poses for a picture with a fan and picks up his meal to go.

It's off to Detroit next, most likely without Gordon again.

Ekeler knows he'll probably tear up there, too.

Chargers RB Austin Ekeler out to prove he's an NFL feature back

*By Eric Williams
ESPN.com
September 9, 2019*

COSTA MESA, Calif. -- Los Angeles Chargers quarterback Philip Rivers knows running back Austin Ekeler's name now.

That wasn't the case two years ago, when Ekeler showed up at Chargers Park in San Diego as an undrafted rookie out of Division II Western State Colorado (whose school name has since changed to Western Colorado University).

Rivers kept asking backup quarterback Kellen Clemens: "Hey, what's No. 3's name again?"

But Ekeler regularly made plays during offseason work and training camp in 2017, earning a spot on the 53-man roster. From there, Rivers learned his name.

"We got it going, and then I said, 'Shoot, this No. 3 is pretty good,'" Rivers said after the Chargers' 30-24 overtime victory over the Indianapolis Colts on Sunday. "And No. 3 ended up being No. 30, who we now know as Austin Ekeler. And he's been a playmaker for us over the last few years. I don't think anybody was surprised with the plays he made today."

Ekeler is making sure the rest of the league remembers his name as well.

Starting in place of Melvin Gordon, who's in Day 48 of his holdout over a contract impasse with the Chargers, Ekeler finished with a career-high 154 yards from scrimmage and three touchdowns against the Colts. That total included the game-winning score on a 7-yard run in overtime.

According to ESPN Stats & Information, Ekeler gained 108 yards after the catch Sunday. His 10.4 yards per reception in 2018 led all running backs.

"He has this thing that nobody can see unless you're out there with him, but there's just nothing too big for him," Rivers said. "You can see it in his face and in his eyes and in his communication. It's just like we're out there in the backyard. I saw that when he was a young player, and that's continued to be the case."

Looking to replace the production of one of the top running backs in the NFL, Chargers coach Anthony Lynn said he would lean on a running-back-by-committee approach to start the season. It worked in Game 1.

Ekeler's big day included 95 receiving yards on six receptions. He and Justin Jackson combined for 115 rushing yards on 18 carries, giving the Chargers balance on offense.

At 5-foot-8 and 200 pounds, Ekeler isn't built like a traditional tailback. However, Lynn believes the 24-year-old can be a feature back in the NFL.

"He plays with outstanding leverage," Lynn said. "And like I've said before, pound-for-pound he is the strongest man on our team."

Added Ekeler: "Physically, I feel good. I think with my body type, I'm lower to the ground and take less hits through my ankles and knees. I think that's really going to help me out through my entire career as far as injuries."

Ekeler's versatility and Jackson's slithery running style were a couple of reasons Lynn, Rivers and the rest of the Bolts weren't too concerned about Gordon's absence. The Chargers have been successful with the Ekeler-Jackson combo, as they are 5-0 the past two seasons when Gordon hasn't played.

Yes, Gordon makes the Chargers better on offense, and they would like to have him back on game days. But since Rivers took over as the team's starting quarterback in 2006, the Chargers have finished outside of the top half of the league in scoring only twice in 13 seasons.

Different players have cycled through over the years, including running backs LaDainian Tomlinson, Darren Sproles, Danny Woodhead and Ryan Mathews, receivers Vincent Jackson and Malcolm Floyd, and tight end Antonio Gates. Also, the Chargers have been led by several offensive coordinators, including Norv Turner, Frank Reich and Ken Whisenhunt.

However, the Chargers' dedication to a balanced offense has stayed the same, according to Rivers. Ekeler is the latest back to lead the rushing aspect of it.

"It is our identity," Rivers said. "I do think that is who we wanted to be for the last 15 years. If you look offensively for the last 15 years, we played best when we were balanced."

"We've had rushing leaders. We won rushing titles, and those are the years we played the best, but within those seasons, we have games where you throw it 40 times and find a way to win. When we are balanced, there is no question that is when we play our best. That is who we are. We're not a spread-it-out, dink-and-dunk team. We are a balanced team."

CASEY HAYWARD JR.

Chargers have a leap of faith when it comes to corner Casey Hayward, a former Packer

*By Jeff Miller
Los Angeles Times
November 1, 2019*

He was once a member of the storied Green Bay Packers.

As such, Casey Hayward jumped face-first into the experience by jumping fanny first into the stands — twice.

The first time, he barely made it.

"There's a high part of the wall and a low part," the Chargers cornerback said of Lambeau Field. "You gotta go to the low part."

Hayward paused for a second and then added, "I thought I had enough ups, but I didn't."

He scored two touchdowns during his four seasons with Green Bay and celebrated each with a Lambeau Leap.

The first came after he intercepted a pass from Jay Cutler and ran 82 yards for a touchdown against Chicago. After cruising into the end zone, Hayward made a slight left turn and headed for the front row.

"I've seen other guys not get up there," Hayward said Friday, smiling at the memory of his near-failure, which occurred during a Sunday night national telecast. "A lot of people don't quite make it. The fans had to pull me up."

On Sunday, Hayward, who is now in his fourth season with the Chargers, will play against the Packers for the first time, in a venue that figures to feel a lot like Lambeau West.

In fact, with Green Bay fans forecast to dominate the crowd at Dignity Health Sports Park, it wouldn't be at all surprising for a touchdown-scoring Packer to take a visitor's leap.

A Dignity Dive?

"They're going to travel well," Hayward said of Packers fans. "When I used to play there, it didn't matter where we went. Those fans showed up. I wouldn't expect anything different this time."

Hayward and the 3-5 Chargers remain desperate for victories. They are underdogs against the 7-1 Packers and have little room left to stumble. They just snapped a three-game losing streak.

But in a season of general underachievement for the team, Hayward has rebounded with a performance closer to his first two years with the Chargers, each of which produced Pro Bowl honors.

"I think he's a little more focused this year," defensive backs coach Ron Milus said. "It seems like once you start making plays, then here comes another play to be made. He never really got on a roll like that last year."

Hayward had his second interception of 2019 on Sunday in a 17-16 victory at Chicago. He had 11 in his first two Chargers seasons but none a year ago.

He also was credited with defending three passes, his highest total in that category in nearly two years. In 107 career games, Hayward only twice has had more than three pass breakups.

"I think I'm on a good pace, as long as I keep playing like this," he said. "I think I've been playing at an All-Pro, Pro Bowl level. I just gotta continue it with the next half of the season."

Generally assigned to cover the opposition's top receiver, Hayward's weekly assignments can be daunting.

So far this season, only Detroit's Kenny Golladay has caught passes for more than 100 yards against the Chargers. And that came on an afternoon during which the Lions scored just twice.

Green Bay might be getting Davante Adams back this week from a toe injury that has cost him four games. In his most recent appearance, against Philadelphia, he caught 10 passes for 180 yards.

If Adams does return, he and Hayward likely will be seeing quite a bit of one another.

"Casey's focus is just unbelievable," safety Rayshawn Jenkins said. "He makes so many plays for us. The things he does during a game are the things you pray for your corners to do."

Hayward, 30, was a second-round pick of the Packers in 2012. After he played out his rookie contract, Green Bay decided to move on without him. He signed with the Chargers, made his back-to-back Pro Bowl appearances and then, in the spring of 2018, signed a three-year extension worth up to \$36 million.

Hayward isn't the most athletically gifted defensive back in the NFL or even in L.A., not with Jalen Ramsey now playing for the Rams.

At 5-foot-11, 192 pounds, he also isn't the most physically imposing cornerback, but coaches and teammates praise Hayward's instincts, intelligence and preparation.

Milus said Hayward has more than enough ability to be disruptive in those fleeting final moments that determine whether or not a completion happens.

"He's got some suddenness and some quickness to him that enables him to make plays," Milus said. "He has what we call 'C.O.D' — change of direction. You gotta bring something to the game and that's what Casey brings."

Jenkins, who is in his first full season as a starter, said he marvels at Hayward's grasp of offenses and dedication to film study. He said he aspires to one day reach Hayward's level of professionalism.

Most of all, Jenkins said Hayward possesses an impressive ability to anticipate, as if he knows where the offensive player is going just as surely as the offensive player does.

"His preparation and understanding is just fun to see," Jenkins said. "And he's so poised, always. It's like watching someone paint a picture. You're just there watching the masterpiece unfold. It's crazy."

Crazy, perhaps, but also somewhat wasted in this 3-5 start. Because of the Chargers' struggles, faith in them has wavered.

But Hayward, for one, understands what heights still can be reached for those willing to leap.

'I make it happen': Chargers' Casey Hayward has been proving doubters wrong since high school

*By Daniel Popper
The Athletic
September 12, 2019*

In early fall of 2007, Casey Hayward was still just a quarterback.

His coaches at Perry High School in Perry, Ga. — about 100 miles south of Atlanta — knew he was capable of dominating at any skill position on the field. "He was by far the best player on our team," said Chad Alligood, the Panthers' offensive coordinator at the time. But they didn't want to play Hayward on defense and risk an injury to their star dual-threat quarterback. The senior was too valuable — a 170-pound touchdown machine with a football mind wise beyond its years.

"He could check us into any play," Alligood said.

Circumstances, however, changed those plans.

One of the Panthers' starting cornerbacks went down with an injury. Perry had started the season 2-3, giving up an average of 31.2 points in those first five games. The defense needed a spark. And with a starting spot now open, the coaching staff turned to Hayward.

"What the heck, let's put him back there," Alligood remembers head coach Andy Scott saying. "He's our best player."

Hayward started at corner that week. And on the first throw that came his way, a deep ball, Hayward hauled in an interception and returned it for a touchdown. He did the same thing in the next game. And the next one. And the next one. Four straight games with a pick-six, after never previously playing a snap of cornerback in his high school career.

"You've got five offensive linemen trying to tackle Casey Hayward," Alligood said. "That's not gonna happen."

One of those games was a 48-28 Panthers victory over Peach County, a local powerhouse. It was a Friday night in mid-October. Hayward scored six touchdowns — five at quarterback and one on his interception return.

"Casey put on an absolute show," Alligood said.

Sitting in the stands that night was Charlie Fisher, who then was the co-passing game coordinator for Vanderbilt and the only Power-5 conference recruiter with an eye on Hayward.

"He was lights out," said Fisher, who is now the wide receivers coach at Arizona State. "He just had the 'it' factor, man."

The Commodores were playing on the road at South Carolina the next day at noon. Fisher drove through the night to make it to Columbia for kickoff. He couldn't stop thinking about Hayward, a player he'd been tracking for a year.

"I saw all I needed to see that night," Fisher said. "I didn't want him playing for anyone else in our league."

Fisher arrived at 4 a.m., and the next morning before the game, he delivered his message to the Vanderbilt coaching staff: "Listen, if you guys don't want him at DB, I'm taking him at wideout. Because if we pass on this guy, we are absolutely crazy."

Fisher offered Hayward a scholarship three days later. With only one other offer available — from Troy University — Hayward accepted.

"He was getting overlooked," Fisher said, "and I knew that."

Herein lies the most puzzling part of Hayward's standout football career, which includes the past three seasons as a starting cornerback with the Chargers.

Hayward is so instinctually gifted that he earned all-state honors as a defensive back in 2007 despite playing just five games at a position which he had no familiarity with before his senior year. And yet none of the blue-blood SEC programs — Alabama, Florida, Georgia, etc. — had any interest in a player wowing Friday night crowds in their backyard.

"He's not the biggest guy. He's not the fastest guy. He's not the strongest guy," Alligood said. "But his football IQ and just his ability to play the game is why he is the player he is."

"He's not 4.3 fast," Fisher said. "But he's got 4.3 feet, and the other thing he's got is 4.3 instincts, and that's what makes him really good at DB."

Lots of NFL players, though, attended smaller schools or were ignored on the recruiting trail. Many of them are stars. This does not make Hayward unique.

What does make him unique is that this was not the last time he was overlooked. Far from it. Doubters followed him from college to the NFL, and from the Packers to the Chargers.

All of them, eventually, were silenced. Emphatically.

"Nobody really believes in anybody," Hayward said. "Why not prove people wrong?"

Hayward took his lone Power-5 offer and picked off 15 passes in his four years at Vanderbilt. He's still tied for the most interceptions in school history and ranks 11th all-time in the SEC.

NFL teams drool over ball skills like Hayward's. For defensive backs, interception production in college almost always translates to the professional ranks. "Guys that bite as young puppies," Chargers secondary coach Ron Milus said, "they bite as bigger dogs."

Hayward was no different. The Packers drafted him out of Vanderbilt in the second round in 2012 with the 62nd overall pick. Hayward intercepted six passes as a rookie and defended 20 passes overall, fourth-most in the NFL.

A hamstring injury derailed his second season, limiting him to just three games. He returned in 2013 and snagged another three interceptions in 16 games. But he didn't pick off a single pass in his fourth season in Green Bay. And having drafted defensive back Damarious Randall in the first round in 2015, the Packers opted to move on from Hayward, who played out his rookie contract that fall.

Hayward hit the open market and there wasn't an overwhelming amount of interest, even with his 10 interceptions in a little more than three full seasons. Looking back now, Hayward feels he had been pigeonholed. The Packers played him almost exclusively at nickel corner, where he defended slot receivers, and that is how most NFL teams viewed him in that offseason before the 2016 season.

Most teams. But not the Chargers.

The Chargers' front office, led by general manager Tom Telesco, felt Hayward could play and excel on the outside. They already had their two starting spots filled by Jason Verrett and Brandon Flowers. But their third corner, Patrick Robinson, was a free agent. They looked into bringing Robinson back, but ultimately agreed to a three-year contract with Hayward to round out their cornerback depth.

By Week 5 of that season, both Verrett (ACL) and Flowers (concussion) were sidelined with injuries. Verrett would miss the remainder of the season. Flowers would play in just three more games before a second concussion landed him on IR, as well.

Injuries allowed Hayward to find his calling as a defensive back while in high school. Now, injuries would allow him to establish himself as the one of the best cornerbacks in the NFL.

"He brought a chip on his shoulder," Milus said of the 5-foot-11, 192-pound Hayward.

Hayward started 14 games in 2016 and led the league with seven interceptions. He flourished on the outside, made his first Pro Bowl and was named a second-team All-Pro at cornerback.

"People started getting hurt," said Milus, who has been the Chargers' defensive backs coach since 2013. "Next thing you know, Casey's in the game, and Casey can't come out of the game. And next thing you know, we're telling him, 'Casey, you got their best guy.' He just stepped up to the table."

The position change was paramount. But so was an alteration in technique.

Hayward played mostly off coverage in Green Bay in defensive coordinator Dom Capers' scheme, aligning several yards away from the line of scrimmage when in man-to-man. With the Chargers, under defensive coordinator John Pagano, Hayward was allowed to employ more press-coverage techniques, lining up closer to receivers pre-snap.

"He's smart," Milus said of Hayward's press prowess. "He doesn't always try to get his hands on them at the line of scrimmage, but at the end

of the day, he tries to stay in front of a guy. So he's got the quickness to stay in front of people. Ideally, you want a guy that's over six feet with long arms and all that kind of stuff. That really ain't Casey, and we get that. But his ability to have patience at the line of scrimmage, stay in front of a guy and probably more importantly, knowing the angles of how to cut people off, that's what he's been able to do for us."

The Chargers changed head coaches for 2017, bringing in Anthony Lynn. Gus Bradley came aboard as defensive coordinator, and his system calls for a similar amount of press man coverage.

Hayward picked off another four passes that season, his second with the Chargers, and finished tied for second in the league with 22 passes defended. He earned second-team All-Pro for the second straight season.

"His innate ability to read what the offense is doing and how he studies the game makes him play a step faster," Allgood said.

The Packers looked on as their defense allowed the sixth-most net yards per passing attempt in the NFL in 2017.

"It definitely motivates you," Hayward said of the Packers letting him walk after 2015. "That's always the goal, to come in here and compete and try to show people that you still can be pretty good. I wanted to show people I was the best."

Milus was diplomatic when asked if the Chargers saw something in Hayward the Packers did not.

"I don't know about that," he said. "I just know we saw a good football player. He had ball skills and we needed a guy with ball skills. He had a chance to prove himself here, and he's taken it and ran with it."

Rarely does a player of Hayward's caliber slip through the cracks after his rookie deal. Unless teams spend lavishly on free agents, they don't typically expect new signings to become All-Pro honorees, much less franchise cornerstones.

The Patriots added cornerback Stephon Gilmore after his rookie deal with the Bills expired in the spring of 2017, and he was named a first-team All Pro in his second season with New England last year. But the Pats gave him a five-year, \$65 million contract, which towers over Hayward's initial three-year, \$15.3 contract with the Chargers.

The closest recent comparison is linebacker Zach Brown, who earned second-team All-Pro with the Bills in 2016 after the Titans let him walk in free agency once his rookie deal expired.

But these instances are few and far between. And Brown is now on his third team since leaving Tennessee. Hayward, who signed a three-year, \$36 million extension with the Chargers in March of 2018, is in his fourth season with the Bolts.

His presence will be even more important now as the Chargers deal with injuries at cornerback. Trevor Williams (quad) was placed on IR this week. Michael Davis (hamstring) is likely to miss Sunday's game against the Lions. Hayward will lead a thin group into Detroit and try to slow down Matthew Stafford, who threw for 385 yards in Week 1. The Lions have a deep and talented receiving group including Kenny Golladay, Marvin Jones, Danny Amendola and rookie tight end T.J. Hockenson.

"Their run-action pass right now is as good as anybody that I've seen in a long time," Lynn said this week.

Hayward proved college recruiters wrong. He proved the Packers wrong. He even shattered the Chargers' expectations like a black belt kicking through a plank of wood.

He needed some help along the way. A college coach giving an unknown kid one last look. A general manager thinking outside the box.

But more than anything, Hayward's success can be attributed to, as Fisher puts it, "his belief in himself."

"That's the whole thing," Hayward said. "I make it happen."

HUNTER HENRY

Chargers hope healthy Hunter Henry is poised for breakout year

*By Jim Alexander
The Press-Enterprise
July 26, 2019*

COSTA MESA — If you were to suggest that Hunter Henry resembled a lion released from his cage at the outset of the Chargers' training camp ... well, it wouldn't be inaccurate, but it might be overstating the issue.

Henry missed almost all of last season with a torn ACL suffered in organized team activities in the spring of 2018, an injury that enabled Antonio Gates to spend one more season in a Chargers uniform. But the initial practices at the Jack Hammett Sports Complex this week are not the first we've seen in 2019 of tight end Henry, the 35th pick of the 2016 draft out of Arkansas.

That reference to "almost" in the above paragraph? Henry saw the field for the first time all season in the Chargers' most important game, the 48-21 loss at New England Jan. 13 that sent them home two steps short of the Super Bowl. He played 14 snaps and was targeted once (with no catches) against the Patriots, and the knee held up. He progressed through OTAs and a minicamp this past spring, and he isn't wearing a knee brace in this camp.

And his ability to zip past two defenders and catch a perfectly thrown ball from Rivers during 11-on-11 work on day one Thursday would indicate Henry is poised to take a larger role in the Chargers' offense than before.

"Hunter is really cool," head coach Anthony Lynn said. "Even when he sweats, he never lets you know that he's sweating. I can tell, though, that he's happy to be back. He's working his tail off. He looks good."

Playing against the Patriots at the end of the season "was awesome just from my mindset, because I'm so much farther along (now) than I was there," Henry said. "I felt good. But now I feel great. To be able to do it then, and now (to) where I feel, I'm very confident."

The ingredients for a breakout season seem to be there. Henry, who turns 25 in December, averaged 13 yards a catch in his first two seasons and caught 12 touchdown passes in 29

games, in a Chargers offense with a surfeit of wide receivers and a future Hall of Fame tight end in Gates.

Tyrell Williams (41 catches, 653 yards, 5 TDs last year) signed with Oakland in the off-season, so there will be more balls available for others. And while Henry (6-foot-5 and 250 pounds) fits the profile of the traditional tight end he's also quite capable of stretching defenses, which is why most of the folks who pay attention to these things are advising fantasy team owners to draft him early.

"I think you're even going to see a better version of Hunter Henry than you remember, just because (he's spent) another year learnin', watchin', workin'," Rivers said. "I'm excited to see how he does this year."

"I think he's old school, but with ... maybe underappreciated athleticism and speed and range. He's a little bit old school in the sense that he's gonna line up and put his hand in the dirt and block power (running plays), and he's going to run your traditional tight end routes. But look, you can also put him out there and do other stuff with him."

The chemistry between Rivers and Gates over the years was amazing to behold. Gates — who is still unsigned, though Chargers general manager Tom Telesco said this week he's still had conversations with the 39-year-old and hasn't completely cut ties yet — has 116 career touchdown receptions, most by a tight end in NFL history, 89 of those with Rivers over 13 seasons.

The quarterback is now developing that chemistry with Henry, to the point where they had a couple of throw-and-catch sessions in Florida during the five-week break between minicamp and training camp.

"It wasn't anything really orchestrated," Rivers said. "It just so happened he was having a time with family vacation about 15 minutes from where I kind of spend the summer. He and I threw a couple of days and ran, and his brothers came along ... I don't throw much during that break, but when you've got your tight end that's that close, you make exceptions and throw a little bit."

There are other ways in which these two are simpatico. They're both from the South; Henry split his childhood between Little Rock and Atlanta, and his dad was a four-year letterman and offensive lineman at Arkansas, so being a Razorback ran in the family. Rivers grew up in Alabama, the son of a high school football coach.

"We have a lot in common, so off the field we were able to build kind of a bond," Henry said. "Being both from the South, (we) kind of grew up with the same households a little bit, kind of the same background. Obviously we're very far apart in age. But at the same time, I mean, he's as young as ever, I feel like. Sometimes it's weird to think he's like 36, 37 years old. He seems like my age sometimes." To be precise, Rivers is 37.

But both men understand the joy of being on the field. Henry appreciates that privilege even more so after having had to sit and watch a year ago.

"It was really hard," he said. "I learned a lot as a man, and as a football player I learned a lot, too

... It was hard to watch from a distance, but (I'm) very excited for the future."

The knee, he said, "feels good." That's enough of a reason to be excited.

RAYSHAWN JENKINS

Rayshawn Jenkins has gone from 'knucklehead' to maybe Chargers' most exciting athlete

By Jeff Miller
Los Angeles Times
September 3, 2019

He was attempting to be diplomatic, coyly referencing a few bad decisions and regrettable mistakes.

He wanted to illustrate how far Chargers safety Rayshawn Jenkins has come today by describing where exactly Jenkins was yesterday.

Finally, Ron Milus took the most direct route possible, something he coaches Jenkins and the rest of the Chargers defensive backs to do.

"OK, I'm just going to say it. Ray was a knucklehead," the Chargers' defensive backs coach said, laughing. "He has grown up a lot. He's been much better. His decision-making is much better. I just think now he's growing into becoming a professional football player."

Entering his third season, Jenkins has had some very amateurish moments in the NFL.

As a rookie he was twice called for unnecessary roughness and once for roughing the kicker. He spoiled two other special teams plays by throwing illegal blocks. Last season he had two more unnecessary roughness penalties, one coming in London, where the situation escalated so much that Jenkins had to pulled from the game before doing further damage.

"That's my background," Jenkins said. "I play with a lot of passion. When I hit that field, I have a different mentality. That's why I'm very confrontational. That's how I grew up. That's my environment."

Now 25, Jenkins was born in St. Petersburg, Fla., and raised in a less-than-ideal, hardly traditional setting. For one thing, he has 17 brothers and sisters. For another, he came from a broken home and violent neighborhood, and went through childhood with his hands balled up and throwing punches.

He then spent four seasons at the University of Miami, where custom dictates that every player — regardless what they're studying — major in swagger. The Chargers drafted Jenkins in the fourth round in 2017 and watched as he struggled to find his way as a rookie.

"I would do something in Week 8 that I did in Week 1," Jenkins recalled. "And I was like, 'Damn, they told me not to do that and I still did it.' It was just understanding things like that. They need you to be a guy they can depend on."

All of this matters now because the Chargers are about to start depending on Jenkins more than ever. Long recognized as one of the team's best athletes, he will be their starting free safety

Sunday in the season opener at home against Indianapolis.

Last year Jenkins started the final three games — including two in the playoffs — in part because the Chargers' linebacking corps was depleted by injury. He was larger then and used to playing closer to the line of scrimmage. Jenkins is now about 20 pounds lighter from his peak weight and the speed he has regained can be glaring.

"He's made a couple plays in the middle of the field that I don't know if we've seen those plays being made the last couple years," Milus said. "No disrespect to anyone else, but Rayshawn has demonstrated some great athletic ability."

In the Chargers' third preseason game, Jenkins closed quickly to break up a deep pass from Seattle's Russell Wilson to Tyler Lockett. As the ball hung in the air, Jenkins converged and arrived just in time.

Rookie free safety Nasir Adderley, a second-round pick, showed some of those same coverage skills last week in his preseason debut against San Francisco. He and Jenkins appear to represent a significant upgrade at a position where the Chargers had to use Jahleel Addae, a natural strong safety, a year ago.

"His feel for the game brings out more athleticism," defensive coordinator Gus Bradley said of Jenkins. "He's really physical. He has a strong safety mentality. So he has the physical nature that we're looking for as that middle-field safety."

Part of Jenkins' motivation to trim down and move away from strong safety was the emergence last season of Derwin James, the Chargers' dynamic first-round pick who became an All-Pro.

Milus said the position switch was made easier because of Jenkins' understanding of the entire defense, the mental side of football something he also has improved upon.

"Ray said, 'There's still another spot back there. What's that guy supposed to look like?' " Milus said. "He decided, 'OK, I'm going to look like that.' He's figured that out. You have to give him credit."

Now the Chargers just want Jenkins to play football and stick to the roughness that's necessary. For a player built on confrontation, the ability to turn away from an after-whistle challenge will be crucial.

"I'm good now," Jenkins said. "I'm 100% beyond that. It's still my foundation. It's still at my core. But you have to be able to bottle those emotions at certain parts of the game. I understand that now."

JUSTIN JONES

Lighter Justin Jones ready to carry his weight for Chargers at defensive tackle

By Jeff Miller
Los Angeles Times
August 5, 2019

He is expected to play a bigger role this season for the Chargers.

Justin Jones prepared for the opportunity by getting smaller.

Through a changed diet and an altered workout routine, the second-year defensive tackle has dropped nearly 20 pounds from when he first reported as a rookie.

Version 2.0 marks such a profound difference that Mike Pouncey said he thought Jones actually was larger.

"He looks like he put on a lot of weight, a lot of muscle," the veteran center said. "He's moving around faster. He understands the speed of the game now and that it's different than college."

Pouncey then offered this: "He's a guy that is probably our most improved football player from Year One to Year Two. He's out here making plays every day. If he can play like that the whole year, our defense is going to be really good."

Jones, a third-round selection in 2018, steadily established himself over the length of his first NFL season.

He started the Chargers' two playoff games and had his first solo sack in the team's 23-17 wild-card victory at Baltimore.

Part of an interior group that, among others, includes veterans Brandon Mebane and Damion Square and 2019 first-round pick Jerry Tillery, Jones is someone the Chargers are counting on to produce even more.

"I think one day, he has the potential to be a Pro Bowl [selection]," Mebane said. "It has been really good to see the progress that he's making from last year to this year."

Jones said the progression began in January, his increased role in the playoffs providing confidence plus the motivation to work harder physically and increase his film study.

He said he noticed the game had slowed down for him by the time the postseason began. Catching up to the speed of the NFL allowed him to grow more comfortable in his assignments.

"I was like, 'OK, now I know I can take that next step and become that player they know I can be,'" Jones said. "That was my goal this offseason, to become the player that they know I can be and I know I can be."

He approached becoming a better football player by moving away from football training.

Instead, Jones tried boxing and swimming. He also rode a bike, his 6-foot-3, 300-pound frame not exactly typical for that sport.

The impetus for the decision came from a team meeting during which coach Anthony Lynn urged his players to explore other workouts.

"He said, 'If you have a bike, go ride a bike,' " Jones recalled. "I hadn't ridden a bike since I was in seventh or eighth grade, but I rode a bike."

He said boxing allowed him to work on his endurance and hand speed. He never had boxed before, then spent six to eight weeks with the sport starting in the late winter.

"I have a whole new respect for boxers because I went a round-and-a-half to two rounds sparring and I about died," Jones said. "They go 12 rounds. They make it look easy."

Just as dramatic was how he tightened his eating habits. Jones explained that he eliminated beef and pork in favor of chicken, turkey and fish. This week, he even found himself extolling the virtues of burgers made from plants.

Working with a personal chef, he introduced more vegetables and usually had only fruit for breakfast.

Jones opened training camp at 295 pounds and said he might be closer to 290 now. When he joined the Chargers out of North Carolina State, he weighed 316. He was listed at 309 last season.

"It's a big difference," Jones said. "I feel great ... and it's showing up in my play. I'm really comfortable. I've learned the playbook, and I know what my job is. ... I feel like I'm coming on really well."

He credited the presence of learned teammates such as Mebane and Square for accelerating his progress. Pretty much daily during sessions with the media, the younger Chargers reference the help they're receiving from the older Chargers.

"When I come to practice, I know I need to work just as hard or harder than Brandon Mebane because he got to where he's at because of his hard work," Jones said. "I want to be there."

Based on what he has shown so far in training camp, Jones appears to be on his way.

Justin Jones Fulfills Mom's Wish

*By Hayley Elwood
Chargers.com
May 15, 2019*

When Justin Jones joined the Chargers in 2018, he was two classes and an internship shy of finishing his bachelor's degree at NC State.

Fast forward a year, and his work is officially done.

Jones completed his remaining requirements and graduated with a degree in sport management, marking the occasion by walking in the school's commencement ceremony.

There was no doubt Jones would finish his degree, but the road to the walk at PNC Arena in Raleigh, N.C. almost didn't happen.

Just ask him and his mom, Jamela Jones.

"He didn't want to walk."

Justin made it a point this offseason to officially complete his degree. He knew he wanted to do it sooner rather than later.

But what he didn't want to do was walk.

"I didn't want to walk in the first place," Justin reflected. "My mom wanted me to walk. I made sure I did it."

Cross-reference the story with his mom and it matches.

"I knew he would graduate, because he told me he would even though I was bugging him," Jamela mentioned. "But he didn't want to walk. He asked if it was serious and I said, 'Yes, it is that serious!' Every parent wants to see their child walk across the stage."

Although they agreed that he'd walk, Justin still wasn't too keen on the idea. Mainly because he felt awkward not knowing the people he'd be walking with.

Good thing his mom had a plan.

Call in reinforcements.

NC State's defensive line was one to be lauded in 2017. Four of their starters, Bradley Chubb, B.J. Hill, Kentavious Street and Justin Jones were all selected in the 2018 NFL Draft and began their professional careers in various cities across the country.

Jamela knew how close these four men were and knew it would mean the world to Justin to have them at his commencement ceremony.

So, she did what any mom would do and call in backups.

"He didn't want to be up there by himself without his boys, which I got," Jamela reflected. "It was fine, but I told him, 'I'm still your mom and I want you to (walk). You're my oldest child, why wouldn't you do that for me?' So what I did was, I talked to the guys on the down-low to surprise him so they could come to his graduation."

Jamela said while she knew the guys' moms, she decided to go straight to the sources and reach out to them on Instagram. She wanted them there under one condition: that they would do it as a surprise and not tell Justin.

Surprise him they did.

"It was weird when I was there because I was walking with a bunch of people I didn't know," Justin recalled. "It's funny though because when I got in my seat and looked up, I saw all my boys from everywhere. Chubb came from Denver, Street came from San Francisco, B.J. Hill came from the Giants. They all came to NC State to watch me graduate."

Jamela couldn't have been more excited her plan paid off. In fact, she said her son nearly shed a tear.

"I was like, dang! They came to see me graduate?" Justin exclaimed. "I hadn't even told anyone I was graduating! It was crazy but cool. My family was up there. I had like 20 people come to my graduation. It was great and my mom got to see me walk so that was the most important thing."

But while the walk on stage happened, she didn't know Justin also had something planned for after he crossed the podium.

"He walked straight out!"

According to NC State's website, more than 6,000 students were part of the school's spring 2019 graduating class. And if you looked at their commencement exercise, it seemed like your average ceremony.

Students file in, they sit down, they hear from the chancellor and other notable figures. Then, they get their degrees conferred.

But after Justin walked across the stage, he did something besides going back to his seat. He just kept walking.

"After you get off the stage and you take your picture with the diploma, you walk around and you get your little gift and you walk down the aisle and you sit in your seat," Jamela said. "Well, Justin just walked straight out. Everybody else turned (to go back to their seats) and he walked straight out! So we all got up and left! He did it his way, so it is what it is."

Jamela couldn't even get mad. I mean, Justin did do what he said he was going to do, right?

A Mother's Day to remember.

Even though Justin walked in his ceremony in "the most extravagant way" with sunglasses and earbuds, not to mention a cap adorned with the Chargers lightning bolt and his new number, 93, what's most important is that he did it. Just like Head Coach Anthony Lynn did last year. He made Jamela proud, specifically on a weekend that made her feel extra special.

"There was no better Mother's Day gift," she stated. "No, that was it. It was a great weekend to see him walk, and have his family be here, too. To see him so happy with his boys there, it made my day. I know he didn't want to do it, but he did it for me."

"(It was important for her) to see me walk across the stage and see me complete something I started," Justin added. "That was big for her. And, I'm the first to graduate from college from my family, so that was really big for her. She wanted to see that."

Education is something that's always been important to the Joneses and Jamela knew football was equally as significant as well.

Jamela knew Justin always had a passion for playing in the NFL, and she admits it still didn't hit her until she heard his name called on Day 2 of the draft last year. But as any mom is, she was focused more on what would come after he finished playing in the NFL, what he'd do after those three letters; Plan B.

But, now that he has his degree – not to mention a successful rookie season under his belt – she isn't worried. In fact, she's prouder than ever knowing her son has the best of both worlds

"To see him live his dream, and do what I wanted him to do, it's great," Jamela said. "It was a very emotional day and I could just say, the combination of all we've been through; the injuries, sitting in the rain, sleet, snow, or hail, meeting colleges and going to games, all for the last eight years, it gives me validation that I did

my job for him. I feel a sense of accomplishment for myself. I know it paid off for him, and it gives me a sense of pride as a mom."

DESMOND KING II

Homecoming King: Chargers defensive back returns to Detroit as an All-Pro

By Mike DiGiovanna
Los Angeles Times
September 10, 2019

It will be a combination homecoming game and Mother's Day celebration for defensive back Desmond King when the Chargers visit the Detroit Lions on Sunday.

More than 100 family members and friends — including King's mother, Yvette Powell; his grandparents; several high school coaches and former teammates — will be on hand to watch the kid who grew up in the working-class neighborhood of Warrendale and starred at Detroit's East English Village Prep Academy take on his hometown team.

"I'm very excited — you should hear all the people here talking about it," Powell said by phone. "The city of Detroit loves my baby."

And the baby loves his mama. Most of the King contingent will have to purchase tickets for the game and sit in the stands, but some will root for the All-Pro slot cornerback from the lap of luxury.

King, who played in four youth league championship games and two prep city title games on Ford Field's artificial surface, purchased a suite for the game — at a cost of about \$10,000 — for his mother, older brother Andre Golson, and several other family members and close friends.

"It brought me to tears," Powell, 49, said of King's gesture. "I told him I'm the happiest mom in the world, and as long as I'm at the game, I'm fine. He told me, 'Mama, you've been in the stands, you've been on the field with me, but you haven't been in a suite,' and he wanted me to sit up there this time."

"I didn't expect that. I guess it's his way of saying 'Thank you, Mama, for supporting me all those years.'"

It was Powell, a single mother, who shielded Desmond from the dangers of Detroit's streets, who shuttled him from football to wrestling to track practices as a kid, who found time to volunteer for King's youth league and high school teams despite working two jobs, and who drove him to and from high school every day, a 35-minute commute from the west side of town to the east side and back.

And it was Powell who guided the family through tragedy, when another of King's older brothers, Armon Golson, was shot and killed during a robbery when King was a 17-year-old high school senior in September 2012.

"Man, she means everything to him," Rod Oden, King's high school football coach, said of Powell. "She is his inspiration behind everything that he does. She did a phenomenal job with him. He definitely wants to show his mom his appreciation."

A college star at Iowa, King is in his third year in California after the Chargers selected him in the fifth round of the 2017 NFL draft. But he remains firmly rooted in Detroit. He returns every summer to run a youth football camp and often works out with Oden's high school players.

"It's good to know I have that support system back home, even when I'm out here," said King, who was a huge Lions fan as a kid. "As a guy from the inner city of Detroit, to come back for a homecoming game ... it's nice to know a lot of people will be there rooting me on."

King will carve out some time to see his mother and some relatives at the team hotel Saturday, but he won't be able to catch up with all of his friends. These are business trips, as veteran defensive lineman Damion Square learned when the Chargers played in his hometown of Houston in 2016.

"I had 23 people at the game," Square said. "It was nuts, but it was good to play at home."

What kind of homecoming advice would Square give King?

"One, don't get too outrageous with the tickets," Square said. "Two, approach it like you approach any other game. Don't get too high, don't get too low. Just believe in your capabilities and your preparation."

Confidence has never been an issue for the 5-foot-10, 200-pound King. He was undersized in high school, where he established a Michigan prep record with 29 interceptions and rushed for 3,970 yards and 45 touchdowns in three varsity seasons, and in college, where he won the Jim Thorpe Award, given to the nation's best defensive back, in 2015.

King seized a key role in the Chargers' nickel package as a rookie in 2017, emerged as one of the NFL's best slot cornerbacks in 2018 and, thanks in part to his fearlessness, developed into a second-team All-Pro punt returner last season.

Chargers defensive back Desmond King

King had 62 total tackles and 10 pass breakups in 2018, his best game coming in a 33-30 win at Pittsburgh on Dec. 2, when he had 10 tackles, two pass breakups and returned a punt 73 yards for a touchdown.

He had three tackles — one for a loss — and returned the opening kickoff 43 yards in Sunday's season-opening 30-24 overtime win over Indianapolis, but he did fumble away the only punt he handled, in the third quarter.

"Dez is just a stellar athlete," Square said. "He doesn't seem to be crazy fast, but when he catches punts he creates separation. And you have to be another level of athlete to play defensive back — and to do it on a consistent basis — in this pass-happy league."

Oden, now the coach at Harper Woods High in the Detroit area, said many of his current players are planning to go to the game Sunday. Seeing King play in an NFL game against the Lions at Ford Field could have an enormous impact on those kids, many of whom are facing the same challenges King did.

"It helps them understand that anything is possible, that this thing is tangible, that you can reach out and touch it," Oden said. "Dez is a kid

who not only went to school here but who has been the constant underdog — he was always undersized, too short, too slow, all these things. "And to go play in the Big Ten and win the Thorpe Award, to get an opportunity to play for the Chargers and to make the best of that opportunity? He's an inspiration to us all, for sure."

Desmond King is having the ride of his life as an All-Pro with the Chargers

By Jeff Miller
Los Angeles Times
May 16, 2019

The interview, like most of them do, began with a question.

Only this one was directed at the reporter.

"What size helmet do you wear?" asked the man representing Desmond King.

And so began the latest on the Chargers defensive back whose dizzying climb last season saw him emerge from being a fifth-round draft pick two years ago to being the very definition of elite.

In the 2017 draft, 150 players were selected before King. None earned All-Pro recognition at two positions. King did, a first-teamer on defense and second-teamer returning punts.

He also received a vote as a kickoff returner, confirmation that King genuinely stood out league-wide every way in which the Chargers employed him.

"He's a great player already," fellow cornerback Casey Hayward said. "If he can just get better at the little things coach [Anthony Lynn] told him to get better at, he'll have a better year and he'll be All-Pro again."

The ascent over the last several months, indeed, has been turbo-charged. But so much so that now just talking to King required a helmet?

Well, no, the headgear wasn't necessitated by King's raise but rather his ride — a 2019 Polaris Slingshot SLR, a vehicle that is classified legally as an "autocycle" but only because "rolling spaceship" doesn't sound official enough.

"I think it's a really cool ride because you can get the experience of almost driving like a motorcycle but still be inside a car," said King, who wears a dark-tint helmet while on board. "It's definitely a great experience. I'm just having fun with it and taking it for joyrides. ... I get a lot of eyes toward me in this thing."

King drew little attention at his Detroit high school and originally committed to Ball State — to play running back. He eventually received a scholarship offer from and attended Iowa.

He made first-team All-Big Ten his last two seasons, and second-team Associated Press All-American in 2016. Many projected he would be drafted in rounds 2 or 3, but with concerns about his size and speed he wasn't selected until Day 3.

Still, King never stopped thinking big ... and bigger.

King and a few of his teammates spent Super Bowl week in Atlanta, sitting down for interviews and interacting with fans while the Rams and New England Patriots prepped for the game.

It was the first time he had seen a Super Bowl site in full bloom, the player inside him causing his mind to wonder to a nearby, promising place.

"I thought a lot about if the Chargers made the Super Bowl what our experience would be like," King said. "It looked and sounded pretty good to me. Hopefully, this year we can make that run."

After the game, he flew to Miami for a family vacation with his mother, Yvette Powell, and two brothers, Andre Golson and Devon King.

Powell, who still lives in Detroit, was able to attend two of the Chargers' road games last season, at Cleveland and Pittsburgh. Against the Browns, her son had two interceptions. Against the Steelers, he returned a punt 73 yards for a touchdown. The Chargers won both.

"We relived those games a little bit," King said, smiling. "I got to hear about her experience watching from the stands. It was great having quality time to catch up with her. It was nice to get some time with my family outside of Detroit."

Making All-Pro doesn't bring a trophy or plaque or certificate. The honor nets recognition only. But that doesn't mean it lacks value.

King was able to cash in on his stellar season in the form of a phone conversation with four-time All-Pro cornerback Darrelle Revis.

His agent arranged the call, presenting King with the chance to ask Revis about his offseason preparation and how best to follow a breakout year. Revis' centered on staying humble and hungry.

"That's a guy I looked up to growing up," King said. "Just having that private conversation with him was so special."

King, 24, lives in Irvine with younger brother Devon and "Ace," a Maltese and miniature poodle mix who belongs to King's girlfriend.

The two brothers first moved in together during King's senior year at Iowa. Devon is autistic and a skilled artist, his sketch pads filled with images from his brother's football career.

In the last two seasons, King played during the NFL's "My Cause, My Cleats" campaign wearing designs drawn by Devon, whom the All-Pro football player has called his inspiration.

"It's nice having my little brother here," King said. "Just having him around and being able to spend time together is awesome."

They don't get bothered much by the neighbors, King admitting that most of them seem to have no idea he plays football for a living.

He said he tries to avoid wearing anything that bears the word "Chargers" and keeps offseason hours similar to someone working a 9-to-5 job.

But when it comes time to head to the carport and fire up the "autocycle," King becomes abundantly more obvious.

"The guy who delivered it dropped it off and said, 'Have fun,'" King said. "I was kind of amazed with

it for a while. It was like, 'Wow, I'm really about to drive one of these things.'"

And then off he went, the joyride Desmond King began back in September continuing.

UCHENNA NWOSU

Uchenna Nwosu: Player by Day, Coach by Night

By Hayley Elwood
Chargers.com
May 6, 2019

You could hear Uchenna Nwosu's cadence from across the field.

But this wasn't an NFL stadium.

This was the Field of Dreams recreational park in San Pedro where on Friday, Nwosu coached and cheered on a co-ed group of middle schoolers from the Boys & Girls Club of Carson Main Street Clubhouse's NFL Flag football team as they went on to notch a 37-13 victory.

See, while Nwosu is entering his second year in the NFL, he's in the middle of his first as the coach of this team – the appropriately named Chargers.

"It means a lot to see the smiles on these kids' faces, especially after the win they had," Nwosu said. "Everybody was involved, and everybody was happy, so it felt good."

As a native of Carson, it was of the utmost importance for Nwosu to give back to his community in some way, so he decided to turn to coaching the team. The group practices two times per week and has games on Fridays. Additionally, all jerseys, shorts and registration costs for the whole team were covered courtesy of the Los Angeles Chargers.

"This community gave a lot to me; the city of Carson," he reflected. "So to be able to come back and give any way I can, especially to the younger community, it's very good. I didn't go to the Boys and Girls Club growing up, but I knew there was a way I could get involved so I figured why not the Boys and Girls Club?"

Nwosu said he grew up watching a lot of various athletes who greatly impacted his life. For him, what better way to pay that forward than to actually do the same for others? Not only is he teaching them about the game of football, he's helping them learn the things he gleaned from his coaches who have touched his life along the way.

"Kids don't normally get to hang out with NFL players, so to give them that experience is cool. I'm teaching them teamwork, playing together and to never give up and play hard. It's stuff that our coaches teach us. They're the next generation. They're the ones (who will lead) after we're gone. So to instill positivity and lessons in them that they can carry on will be good."

RUSSELL OKUNG

How a pulmonary embolism changed the Chargers' Russell Okung

By Eric Williams
ESPN.com
December 13, 2019

COSTA MESA, Calif. -- Offensive tackle Russell Okung struggled through a routine offseason workout for the Los Angeles Chargers on the final day of May. He couldn't explain why.

"It was during a normal two-minute drill -- something we do all the time in OTAs," Okung said. "I felt some shortness of breath and really couldn't get my bearings. And it sort of was lasting throughout the practice and throughout the day. And I said to myself, 'Man, I must be out of shape. Something must be off with me.'"

Okung was right: Something was wrong. His first inclination was he had the flu. However, his wife, Samar, eight months pregnant with their son, Cairo, was concerned enough that she pressured her husband to see the team doctor the next day.

"I was like, 'Hey, I'm just going to go sleep downstairs on the couch and maybe sweat this thing off, take some antibiotics that are left over in the pantry,'" Okung said. "And she comes up to me and says, 'Russ, I think you're acting a little odd. I usually wouldn't press you on this, but I think you should go see the team doctor.'"

It's a decision that likely saved Okung's life. After being examined by the team doctor, Okung was told to go to urgent care for further evaluation.

After a full battery of tests and blood work, doctors determined Okung had suffered a pulmonary embolism caused by blood clots in his left leg and both lungs. Doctors told Okung he might never play football again.

"They said, 'You're not leaving this hospital anytime soon,'" said Okung, who stayed at the medical facility for three days. "And that's when it kind of settled into me that this is serious. I don't think I was still afraid then, but I was like, 'I don't know how I'm going to tell my wife.' The last thing I want to do, especially when we're less than a month from having a baby, is to put her in any state that could cause her complications with the birth."

'A second chance at life'

Pulmonary embolisms occur when an artery in the lungs is blocked by a blood clot, which could lead to shortness of breath and, in some cases, death.

According to the American Thoracic Society, pulmonary embolism has earned the reputation of a silent killer because less than half of patients who die of pulmonary embolism were diagnosed with the condition prior to death.

Okung said he did his research, finding a doctor who specialized in the condition.

"He told me, 'Congratulations,'" Okung said. "And I'm like, 'Whoa, what do you mean?' And he said, 'Congratulations, you have a second chance at life.'"

"He said there's been so many people that's come through this office, and he's looked people in the eye and had people literally dropped down dead. He's checked on them, left the room and came back, and they died."

After his diagnosis, Okung went on blood thinners to help dissipate the blood clots. Ultimately, Okung had a decision to make -- retire or attempt a comeback once he was healthy enough to play.

"There was a lot of prayer, a lot of conversations," Okung said. "A lot of debate, but at the end of the day, I believe when you start things, you finish them. I made a commitment, and if the doctors could give me any hope or understanding that I could come back and not be harming myself, and we could create a schedule of monitoring me throughout the seasons in the future and everything looks good, then I could continue to play."

Okung reached out to other NFL players with experience with pulmonary embolisms, finding out the condition was prevalent among linemen because of their increased weight and the amount of heavy pounding they experience.

During training camp and the first part of the regular season, Okung worked on the side to regain his fitness level. He was placed on the non-football illness list for the first six weeks of the season.

Okung said he looks to his wife and 5-month-old son for inspiration.

"I had this vision of me coming back and doing what we needed to do," Okung said. "I just didn't want to give up on it, and it's kind of one of those things that kept me going. Especially with the birth of my son, I wanted to be able to tell him that his dad overcame the situation in which the odds were against him, he was committed to his faith and his family and to continue to create a future for them, persevered and overcame it to come back and do something he loves to do. And that was just as important to me."

Okung said the event changed him and his perspective on playing in the NFL.

"It's interesting when you face your own mortality," Okung said. "There's an old scripture in the Bible that says, 'Teach us the number of our days.' And it's kind of prophetic, because if we can get a better sense of our death or the sort of brevity that we have from day to day in our lives, it puts a lot of things in perspective."

"So when I see the game, I more see the opportunities to be around my favorite people. People that I see as my extended family. I love what I do, and I don't want to waste any time doing what I don't love to do. ... I just want to enjoy this, love it and put my all into it. I respect it because it's done so many things for me in my life and for my family."

Happy to be back

Finally healthy, Okung's return helped solidify an offensive line that has lost center Mike Pouncey and guard Forrest Lamp to season-ending injuries. Okung's play helped improve a leaky line that at times struggled to protect quarterback Philip Rivers.

"He had a great approach and I'm happy to see him healthy," Rivers said. "Besides the fact that

it's nice to have him out there playing football with us, the fact that he's healthy feels good. It's awesome."

Since returning from the non-football injury list in Week 8, Okung has started five games and the Chargers are 3-2 in those contests. The Bolts' pressure allowed rate since Okung's return is 24%, No. 6 in the NFL.

"Just to have him back and what he went through, it's an incredible story," said fellow offensive lineman Michael Schofield III, who has played with Okung for four years, including time the two spent together with the Denver Broncos. "You're talking about someone who could have died, and now he's playing next to you on the O-line, which is crazy to think about. It's a wild ride he went through, for sure, and we're all very happy to have him back."

Okung, 32, has a year left on a four-year, \$53 million contract he signed with the Chargers in 2017. Okung is scheduled to make a base salary of \$13 million in 2020. However, he has not considered whether he will play beyond this season.

"I just want to deal with the now," Okung said. "I don't want to get too far into the future. I think right now I've got today, and I just want to enjoy it. I don't want to get too far in something that is absolutely out of my control."

"That's one of the biggest things that I kind of picked up. Stay in the present. Not just stay in the now, but appreciate it. Appreciate being able to walk around, and do the simple things. Going out and being spontaneous and doing certain things because it's not always like that. They say health is wealth, and it truly is."

TREY PIPKINS III

Trey Pipkins beginning his long-term growth journey with Chargers

*By Jeff Miller
Los Angeles Times
November 28, 2019*

Trey isn't his given first name but rather a nickname since he is, legally speaking, James Earl Pipkins III.

And James Earl Pipkins II isn't shy about offering advice to his son, a rookie left tackle for the Chargers.

"My dad gets on me a little bit," Pipkins said Thursday. "He tries to critique me. I'm like, 'Dad, I have an O-line coach. He's got me. I'm good, I promise.' It's just normal dad stuff."

The Chargers lost their previous game, a Week 11 matchup in Mexico against Kansas City.

But in falling in the final 30 seconds 24-17, they survived a night on which their starting offensive tackles — Pipkins and Trent Scott — were relative kids out of, respectively, Sioux Falls University and Grambling State.

Pipkins, a third-round pick in April, made his first career start with regulars Russell Okung and Sam Tevi out with injuries. The start for Scott, undrafted and in his second year, was No. 10 overall.

"A rookie playing tackle in this league ... I don't care who you are, first-round pick or whatever it is, it's tough," offensive coordinator Shane Steichen said. "Trey's a smart guy. He works at it. He's tough. He battles everyday in practice."

Pipkins' father played defensive back at Iowa and also has been a football coach. He no doubt noted the two clear times Trey was beaten by Chiefs' defensive end Frank Clark.

Otherwise, his son mostly blended in, which is about as good as it gets for an offensive lineman, especially one starting in the NFL for the first time and just seven months after being drafted as more of a longer-term project.

"I think he's doing a good job of comprehending as much as he can," left guard Dan Feeney said. "He's going to be a good player. It happens to all of us. Sometimes, you gotta be blessed by fire."

Okung (groin) and Tevi (knee) have been limited in practice this week. The status for each regarding the Chargers game Sunday in Denver will be announced Friday.

If Pipkins remains in the starting lineup against the Broncos, his baptism by fire could continue in the imposing form of Von Miller, one of the league's best pass rushers.

But Miller has not participated in Denver's past two practices because of a knee injury.

Should he find himself on the field Sunday attempting to keep a charging Miller from invading the personal space of quarterback Philip Rivers, Pipkins said he'll try to keep the assignment as simple as child's play.

And that should please Dad.

"You can't be scared of any situation," Pipkins said. "You have to go out there like you're playing in the backyard. Just follow your techniques and fundamentals. You can't put it above any other game."

TROYMAINE POPE

Chargers' Troymaine Pope puts family first to make NFL dreams a reality

*By Gilbert Manzano
Orange County Register
August 22, 2019*

COSTA MESA — Football players rarely admit there's a backup plan. The mentality is to make the 53-man roster and don't worry about the what-ifs.

Troymaine Pope wasn't brought up that way. Making the Chargers' active roster for Week 1 is Pope's top priority, but he always has a Plan B.

Pope's mother, Tracey, taught him at an early age that providing for family comes before personal goals. That's why Pope worked as a cashier and stocker at a Walmart, even though he was busy setting rushing records at Jacksonville State.

Pope holds Jacksonville State's single-season rushing record, but those 1,788 yards he recorded in 2015 weren't going to provide for his daughter, Cassidy.

After going undrafted in 2016 and with no interest from NFL teams, Pope became his mother's co-worker, joining a company that manufactures tanks in their hometown of Anniston, Ala.

Pope took the job, not because he gave up on his NFL dreams, but to provide for his family while he waited for one of the 32 teams to call. The Seattle Seahawks were that team, and Pope turned in his resignation after attending orientation and working one day for the company.

"My career took off from there," Pope said.

Pope has found steady work on practice squads with the Seahawks (three different stints), the New York Jets, Indianapolis Colts, Houston Texans and the Chargers.

He's hoping this is the year his career really takes off, and he helped his case by taking off on an 81-yard punt return for a touchdown against the New Orleans Saints last week.

"She was happy for me," Pope said of his mother before giving her a birthday shoutout on Thursday. "She told me she was proud of me."

Pope said his mother is his inspiration. Tracey Pope wakes up at 3 a.m. to get ready for work, something she has done for many years. Her work ethic is what pushes Pope today and what got him through his low point when he went undrafted.

"It's a blessing to be here because I was lost at that point," Pope said. "I didn't know what I was going to do. I didn't know if I was really going to play football again. I didn't know if it was over with or not, but when I got that call I knew was going to make the most of that opportunity."

Pope is an undersized running back at 5-foot-8 and 205 pounds. But the Chargers have looked past size in recent years. Austin Ekeler also went undrafted, and now the 5-10, 200-pound running back is an important playmaker for the Chargers.

Running back Justin Jackson is another example. He was drafted in the seventh round last year, then waived by the Chargers and brought back to the practice squad. Jackson finished the season by contributing in the team's biggest games and is expected to do the same this year.

"Austin and J.J. (Jackson), they're really doing a good job with helping me understand the playbook," Pope said. "If there's something I don't understand, they have no problem answering questions truthfully and being honest with me."

With the Chargers having depth at running back, Pope will need to continue making plays on special teams to make it difficult for the Chargers to release him when cutdown day arrives next weekend.

Pope flashed his speed on the memorable punt return that started with a juke move to make a lunging Saints defender miss on the tackle attempt. He later shifted to his left to make two more Saints defenders miss before he hit top speed with an open field ahead.

The touchdown served as a reminder for Pope that he belongs in the NFL.

"It's just a reminder," Pope said. "You know, stay humble. Stay grinding. It's what you've been working for, even though over the years I've been having some ups and downs."

PHILIP RIVERS

'Shoot, daggum, come on, darn it': How Philip Rivers' lexicon has infiltrated the Chargers' locker room

By Daniel Popper
The Athletic
October 3, 2019

Philip Rivers approached the temporary podium, set up behind an end zone on a UC Irvine practice field, and started taking questions from a group of reporters. It was late in the afternoon on Aug. 3, and the Chargers and Rams had just wrapped up their second of two joint training-camp practices.

I had started on the Chargers beat less than two weeks earlier, and this was my first time at one of Rivers' press availabilities. I noticed immediately that the quarterback had a favorite pet word. While most people say "um" or "like" when trying to gather their thoughts between phrases, Rivers, in his Alabama twang, prefers the word "shoot."

Here is a sampling from that day's media session, which lasted just shy of seven minutes.

On how the offense performed against the Rams' defense: "Shoot, there's a lot of good versus good out there. I mean, shoot, this team was in the Super Bowl last year."

On the Chargers' offensive line, which at that point was still shifting players around to find the right combination: "It's a group, shoot, that we're excited about."

On facing former teammate Eric Weddle, who had signed with the Rams in the offseason: "Shoot, by the time you get to when we would play these guys, I think we both would know each other pretty well. So I don't think there's any secrets."

On participating in a joint practice so early in training camp: "Shoot, we've been in a week. So when you practice, we've had six or seven practices against ourselves, plus the walkthroughs. I think it was right on time for us."

On possibly eliminating preseason games, considering how productive joint practices are: "I feel like this is enough for me. But with other guys, shoot, you need to go out there and get a taste of it in the real, live deal. And guys have kickstarted their careers that otherwise may have never been known."

On how he motivated himself going into his 16th NFL season: "Shoot, I mean, I love to play, I love to compete, and I think you want to be there for your teammates and chase that ultimate goal, which we've yet to accomplish."

It was interesting, but I didn't think about it again until after the Chargers opened their season with an overtime victory over the Colts. I was bouncing around the locker room and talking to

different players. That's when I realized that "shoot" was not just a favorite word for Rivers.

Everyone was using it.

I asked safety Adrian Phillips about the game-tying touchdown T.Y. Hilton scored late in regulation. "You never want to give up that play," Phillips said. "But shoot, he made a play. He made a great play. That's why he's an elite receiver."

I asked fullback Derek Watt about the speech Rivers gave to the team before overtime. "He thought maybe people were feeling like, shoot, it's over," Watt said. "No. We haven't lost anything."

I asked Hunter Henry about having to sit out the final few plays of the fourth quarter after he took hit to his knee (Henry ended up suffering a fracture on the play). "Shoot, I hated missing those last few snaps," Henry said.

Henry also said the word when discussing Rivers' speech: "Shoot, it's a long game, especially when you got to overtime in the first game, with conditioning, getting back into it." And he used it again when I asked about the crucial catch he made in the game-winning overtime drive. "Shoot," Henry said, "I kind of just tried to tempo it down because I felt that safety there."

A clear trend was developing, and I was fascinated.

Did any of these guys actually say the word "shoot" before meeting Philip Rivers? Or had Rivers' unique lexicon infiltrated the vernacular of his teammates?

That week, offensive coordinator Ken Whisenhunt took the podium in the media room for his meeting with reporters ahead of the Chargers' Week 2 matchup at the Lions.

He was asked about Detroit pass rusher Trey Flowers.

"Shoot, every week they have somebody," Whisenhunt said. "That's the way it is in this league."

This had reached a breaking point. I was determined to find answers.

Whisenhunt talked on Thursday. I approached Phillips in the locker room Friday. He was kind enough to pause the Netflix show he was watching to indulge my completely ridiculous questions.

I told him he'd used "shoot" in an answer in the locker room after the win over the Colts.

"Did I???" Phillips said, flabbergasted. "I didn't even realize it."

Phillips went on to say that he thinks it's prevalent primarily "because you don't want to cuss."

But then he paused to think about it for a moment. "You hear Philip say it a lot," Phillips said. "So it probably sticks on."

Rivers obviously says "shoot" all the time when talking to reporters. But in order for it to have spread to his teammates, he must also say it around them.

"The same person y'all see is the same person Philip is," Phillips confirmed. "Ain't no faking for the camera. No. 'Shoot, daggum, come on, darn it.' He says all that."

As I was talking to Phillips, I mentioned some of the other players who said "shoot" after the Colts win, including Watt.

Watt heard his name and stopped at Phillips' locker.

"Shoot!" Phillips said to Watt, who was standing behind me.

I turned around and told Watt what I'd noticed.

"All you guys say it now," I said.

"Shoot, man," Watt said, showing off his dry sense of humor. He gave us a wide-eyed look and walked away.

"It just rolls off the tongue," Phillips said.

Phillips was helpful, but I was not satisfied.

The next week, I brought up the topic up with Austin Ekeler, another shoot connoisseur. The running back was intrigued. I asked if Rivers' language had trickled down.

"Shoot, when I —" Ekeler started to answer and then caught himself.

"I just said it right now!" he exclaimed.

He laughed, and then continued.

"I feel like you're just around a lot of guys, you just start to morph how you guys talk to each other," Ekeler said.

Ekeler noted that Henry says it more than anyone else. Henry hails from Little Rock, Ark. So maybe this is a southern thing?

"I don't know if it's Alabama," Phillips said. "That's just Phil. That's just how Phil is."

Ekeler provided a more concrete answer. He was sure that he did not say the word "shoot" before he met Rivers as a rookie in 2017.

Ekeler agreed with Phillips that Rivers probably first started saying "shoot" to avoid swearing. Rivers, of course, is a devout Catholic.

"But it's just been passed down," Ekeler said. "It's spread."

Ekeler then got philosophical and started riffing on what he called "the social culture" in locker rooms.

"We're just around each other so much, so we just start to become one in a weird way," Ekeler said. "In our language, in the way we talk to each other."

He mentioned another word that has permeated the locker room, a Henry special: "Beast."

I asked Ekeler to use the term in context.

"What's up, beast?" Or, "Hey, beast," Ekeler said. "There's probably a bunch more that we don't even actually realize."

But then there are the words that have not stuck. "Dadgummit" is another common Riversism.

He is the only Charger who says that.

"It's not as rhythmic for people, I guess," Ekeler postulated.

There's still time. Maybe it will catch on.

Shoot, you just never know.

Taking a walk with Philip Rivers, as Chargers' QB prepares for 16th NFL season

*By Gilbert Manzano
Orange County Register
September 7, 2019*

Players trickled from the visiting locker room at Levi's Stadium following the Chargers' preseason finale against the San Francisco 49ers.

They were given two options by the stadium security crew. Walk straight ahead to meet friends and family or turn left for an expedition through the Silicon Valley stadium before arriving to the team bus.

"This is the longest walk," one player muttered as he went left.

The 49ers aren't doing their visiting teams any favors by making them take a lap to the exit after a game. But it was accommodating for the reporter waiting for a walk-and-chat interview.

Philip Rivers emerged from the locker room holding stylish bags over each shoulder. A different look from the backpacks and rolling suitcases that departed before the Chargers' longtime quarterback.

Rivers wore his usual outfit — jeans, a dress shirt and his favorite black hat that reads "Nunc Coepi," the Latin phrase for "Now I begin."

After adjusting his shoulder bags, Rivers headed left and began his voyage with the reporter attempting to decipher why his "Now I begin" hasn't turned into "I began." Rivers officially enters his 16th NFL season Sunday at 1:05 p.m., when the Chargers open the 2019 regular season against the Indianapolis Colts at Dignity Health Sports Park in Carson.

Rivers has repeatedly said the relationships he's built with teammates who have been around a handful of seasons is a reason why he continues to play professional football at age 37 and soon-to-be 38 in December. But that's just a part of why he continues to commute from his San Diego home to the team's headquarters in Costa Mesa on a daily basis.

He sees himself making that drive and building those relationships for at least one more season after this one. He's hopeful of another new beginning in 2020, even though he's technically a free agent at the end of this season.

"I do believe, certainly, I want to be playing for this team next year," Rivers said.

THE MOUNTAIN TOP

Rivers stopped in mid-sentence after spotting a Chargers fan sporting his No. 17 jersey in navy blue.

"Hey, what's up, man," Rivers said. "Hold on for a second."

Rivers signed the man's jersey over the No. 7, took a picture and continued his walk and sentence while stadium employees dashed around the 6-foot-5 quarterback.

"I love to compete," Rivers said. "I think a combination of loving to compete, loving the game. Wanting to reach the mountain top with this group and with these guys, something we haven't done. I haven't been able to be a part of that. It's a combination of all those things."

It's been well documented that Rivers hasn't won a Super Bowl. He has two less than his 2004 quarterback draft mates, Ben Roethlisberger and Eli Manning. Six less than Tom Brady. And one less than his good friend and former teammate, Drew Brees.

Rivers has had hundreds of Chargers teammates during his 16 seasons with the organization. It bothers him that he wasn't able to win a championship with his former teammates, especially the players who retired without a Super Bowl ring.

"It's the Nick Hardwicks, the Lorenzo Neals, the LaDainian Tomlinsons and all the way down," Rivers said before pausing.

Perhaps in that moment Rivers remembered he's the last one left from the original group that chased a Super Bowl. The team hasn't officially closed the door on a reunion with Antonio Gates, but they'll start a season without the tight end for the first time since 2002.

"Gates," Rivers continued. "Those are just a few I've named of hundreds of teammates we've had here that every year we didn't get it done, and guys have moved on that you're just sick that you didn't (win a championship with)."

"Aah! You wanted to do it with that group, and then you want to do it with the next group and then you want to do it with the next group."

If Rivers is able to get to the top of the Super Bowl mountain with this next group of Keenan Allen, Melvin Ingram, Hunter Henry, Joey Bosa, Derek Watt, Casey Hayward, Melvin Gordon, and recent veteran additions such as Mike Pouncey and Thomas Davis, he'll be able to connect all his groups over the years. That's another reason, and a big one, for why Rivers continues to play.

"I'll at least feel like, and hope, those guys can all feel a part of it when, and if, it happens," he said.

YOUNG VIBES

Watt explained why Rivers occasionally calls his teammates Chester. It's a name Rivers shouts for any player who catches a ball in practice by using their chest.

"He's the first one yelling, 'Hey, Chester!'" Watt said last month after a practice. "That started with him when I first got here, and now everyone else is yelling and who's the first one to yell Chester."

As the fullback continued to reveal more quirky mannerisms from his quarterback, Rivers walked down a staircase and had a message for Watt.

"Don't lie, Derek. Tell the truth, Derek," Rivers shouted.

Watt responded: "There he is right there. Perfect example."

Rivers enjoys teasing his teammates and has no issue with being teased back. The back-and-forth banter in a way has closed the age gap between Rivers and his younger teammates. He's 11 years older than Watt and 10 years older than Allen, Rivers' trusted top wide receiver.

"Probably more (years) than that," Allen joked.

Rivers gave Allen a hard time during his 2013 rookie year because he struggled with running in-routes. He's now known as one of the best route runners in the NFL.

"It's hard to gain his trust a little bit at the beginning because you have to kind of learn it his way, but once you start to adjust ... and you start to click.

"I think it's a real strong bond (with Rivers). Just the camaraderie in the locker room, hanging out, vibing. Being good on the field consistently just creates a bond, a family."

The current Chargers are aware Rivers hasn't gotten to the mountain top, but they don't want it to turn into a "Win one for Phil" – to steal a line from the Denver Broncos when they finally won one for legendary quarterback John Elway.

They want to win one as a group.

"We all want to win for the team," Allen said. "He's the oldest, but we have the same goal. We don't talk about 'Win one for Phil.'"

Rivers is the star quarterback with numerous team records, but he's still just one of the guys. He wants every player from the active roster to the practice squad to feel comfortable sitting with him at the breakroom table for card games.

He wants to get to know them even if he occasionally shows his age.

"The Keenans, the Watts, all these guys, they've kept it fresh for me," Rivers said. "It's so funny because I'm not old out in the (real world).

"I'm sure they know I'm corny and old to them. Sometimes I say to them, 'Now what does that mean?' I like to be able to get in with the lingo and all that stuff."

Rivers learned the popular Lil Jon line "Turn Down for What." He now uses it to praise his teammate after making a play.

"He'll yell, 'Turn Down for Watt,'" Watt said.

NO END IN SIGHT

Rivers stopped and dropped his bags on a heavy equipment cart near the team bus. He took a few steps back and began to wave his hands as his passionate words reflected his facial expressions – similar to the ones that have become popular gifs on Twitter.

Rivers again reiterated that he's not old outside the locker room.

"I like being one of the guys," he said. "It's not Philip's team. No, no, no. It's our team, and let's go. We need all of us."

For cool points, Rivers might want to consider sending his "Let's go" reaction gif to his newest teammates. The one where his eyes are widened in disbelief before smiling and nodding with a "Let's go!"

"I've tried to with every guy," Rivers said about sending welcome texts to the Chargers' latest draft picks, "saying, 'Shoot, let's go!'"

But Rivers does have his moments of feeling old. He was recently reminded by safety Derwin James that he was eight years old when Rivers started his career with the Chargers in 2004.

"One of my favorite parts of the game is being a teammate," Rivers said. "I won't get any simpler than that. Shoot, that stuff is fun. It is crazy though to have a 17-year-old (daughter) and some of the guys that get drafted are 21. It's not that far off. It is crazy."

Pouncey, a center who joined the Chargers last year, was recently asked what it's like playing with Rivers, and before the reporter finished the question, Pouncey smiled and said, "it's awesome."

"He has a big personality," Pouncey said. "He's 37 years old and he still acts like a kid. ... He comes in with a smile on his face. He's a joke teller. He's awesome to be around."

Pouncey joked that Rivers is able to have a youthful personality because he has nine children at home. He was joking, but Rivers agreed.

Rivers continues to play with passion because of his kids, and now he's able to share what he does on Sundays with his oldest children. Halle (17), Caroline (14), Grace (13), Gunner (11), Sarah (9) and Peter (7) have been waiting for Sept. 8 to arrive.

That's when their dad plays the Colts and they'll be there Sunday to support him. The same way Rivers attended his father's games growing up. Steve Rivers was a high school football coach in Alabama.

"There's never a dull moment at the house that's for sure," Philip Rivers said. "It's been a lot of fun, though, as my older children have grown up to now get to really enjoy this."

Rivers still has his competitive fire, he's mentally fresh and his body is cooperating. He's ready for another "Now I begin" in Year 16.

One day he'll have his last beginning. He just doesn't know when that will be. He's going to focus on one year at a time, and he's only contractually obligated for one season.

"I'm contradicting myself a little bit as I'm thinking, 'Hey just focus on this year,'" Rivers said. "I'm not opposed (to getting the extension now), but at the same it wasn't like, 'Gosh, I hope we get this done.' It was, 'Yeah, I'm good if it works out.' Because I do have a desire to play again."

Rivers is on board for Year 17 in 2020, when the Chargers move into a new stadium in Inglewood.

All the Chargers have to do is confirm with a "Let's go!"

"Y'all want me to come back? I do. Let's go," Rivers said.

Philip Rivers' camp: Football, fun and nunc coepi

*By Mark Inabinett
Birmingham News
July 8, 2019*

Los Angeles Chargers quarterback Philip Rivers was putting in the work on Monday afternoon, sweating under the Lower Alabama sunshine in heavy air that was awaiting the birth of a Gulf disturbance.

Rivers grew up in Alabama and was an All-State quarterback at Athens High School, but after 15 NFL seasons in Southern California, a July afternoon in the other LA was a hot blast from the past.

Rivers held the first day of his quarterbacks and wide receivers camp at St. Michael Catholic High School in Fairhope on Monday. He worked with 10- through 12-year-old youngsters. At 3:30 p.m. CDT Tuesday, he'll repeat the camp with 13- through 15-year-olds on the field.

"It's funny because this is all I knew growing up," Rivers said of the weather. "It's about the same heat -- maybe not quite as hot in north Alabama. But being gone for so long, I found myself complaining about the heat: 'Golly, it's hot out here.' But this is all they know, too, so they're used to it. They'd be playing somewhere this afternoon I'm sure, too."

Rivers didn't know if an eight-time Pro Bowl quarterback or the chance to play football in July was the real attraction on Monday.

"Some of these kids, they may not know me or care," Rivers said, "but I know if I was in Decatur, Alabama, and somebody came in and had a camp, I'd have been like, 'This is awesome. I want to go.'"

Rivers said his objectives for the campers were a good experience and maybe a nugget or two of football knowledge.

"I don't teach them how to play quarterback in three hours," Rivers said, "and there's a lot of different ways to teach somebody how to play quarterback. My way's not the only way, but it's the way I know. But I think maybe they learn a little bit about quarterback. Maybe they just have a good time. I think a three-hour camp, if it was in my hometown when I was 10, 11 and 12, I'd have been all over it. ...

"If I had three hours and we had some organized drills and then we're going to play a little kind of a touch game that we've tweaked -- it's not real football, we call it Rivers' rules, kind of fastbreak basketball with a football, have a little fun. I was talking to my dad (Steve Rivers, a former high school coach) about it. I was like, 'We can't do drills for three hours.' He goes, 'No, I'd let them play. Have a little fun. Have a good experience.' And again, maybe they hear one thing about football, maybe they need a pat on the back, maybe they wanted to catch a pass, I don't know, but it's something that you can hopefully put a smile on their face for three hours."

One thing the campers will take away from the camp is the Latin phrase "nunc coepi." It was printed on the back of every camper's T-shirt.

"I think in its exact terms is 'Now I begin,'" Rivers said. "We've kind of made it 'Now we begin.' We adopted that out at our team a few years ago, and if you ask any of my children what's Dad's favorite phrase, that would be it. It's because it's a never-ending beginning. You're always beginning again. You begin again, again and again, whether you have a good play or a bad play, good test grade or bad test grade.

"We kind of apply it to everything. Shoot, nunc coepi, that's kind of another way of saying, 'Let's go.' Begin again. I was trying to think of something different, and maybe they'll have to go google it. They can investigate it a little bit, and there's some good stuff there."

St. Michael played its first full season of varsity football in 2018. The Fairhope school seems a long way from home for Rivers, but he said he was happy to bring some attention to Baldwin County's only Catholic high school.

"Obviously, St. Michael's a young school that's just getting started," Rivers said. "But I know a few people in the area, and then this particular school, not only athletically what I believe they're trying to grow to, but it really aligns with what I believe in spiritually and academically. It's a young school and again I know some people in the area and it's kind of worked out to be able to be here and give a little time. A couple of hours for me and I have as much fun as anybody out here, I think. Hopefully, they learn a little something, have a little fun and, hopefully, again help the school. ...

"This young school again really lines up with everything our family believes in in all three of those areas I mentioned. It's like, 'Shoot, I can give three hours.' We spend a lot of time on the Gulf this time of year, so it makes it easy to get over here before training camp.

"I'm already getting the itch to go to camp."

TRENT SCOTT

Chargers' Trent Scott cooks up protection for Philip Rivers, food for his fellow linemen

*By Gilbert Manzano
Orange County Register
August 27, 2019*

COSTA MESA — Trent Scott is finding his footing as a starting left tackle, but he already knows his way around a grill — a charcoal grill to be exact, because in the south, there's no such thing as a gas grill.

The Huntsville, Alabama, native is so confident in his grilling skills that he invited his Chargers offensive line teammates to his home for a backyard cookout — with his smoker grill as the main attraction.

"I'm nice on the grill, though," Scott said. "Out here, it's mostly gas grills. Gas grills are more convenient, but there's nothing like that smoked meat."

Scott grilled ribs and hamburgers, but the biggest hit were the chicken wings, according to guard and center Dan Feeney.

"I have a good chicken recipe on the grill," said Scott, who enjoys trying out new recipes with his girlfriend.

The way Scott is confident on the grill is the same mentality he carries on the football field, even if he makes mistakes.

Scott went from an undrafted rookie with seldom playing time last year to potentially starting Week 1 as quarterback Philip Rivers' blindside protector.

"That's what you look forward to growing up as a kid," Scott said about starting in the NFL. "Always wanting to get here, and once you get here, you want to be a staple. You want to be the guy. This is what I was looking forward to and I want to take full advantage of it."

Scott was thrust into a starting role after Russell Okung suffered a pulmonary embolism in June. As of now, the team isn't sure when their Pro Bowl left tackle will return. Okung's health is the team's top priority, and Scott is currently their best option to fill in because of the progress he's made in the past year.

"I looked up to him coming in," Scott said about Okung. "I used to always ask him for advice (last year) and he's been around all throughout camp. Throughout the preseason helping me with my technique and I always try to add it to my game."

Scott started the first three preseason games at left tackle, and will likely play again for Thursday's preseason finale against the San Francisco 49ers. His starting spot isn't guaranteed.

There's the possibility of Okung returning, but Sam Tevi, the current starting right tackle, and rookie offensive tackle Trey Pipkins are also in the mix at left tackle, according to Chargers coach Anthony Lynn.

Regardless of who gets to start, the Chargers will have a young offensive line protecting Rivers. Tevi, Feeney and guard Forrest Lamp are entering their third year in the NFL.

The young offensive line has struggled at times, but veteran Mike Pouncey has been their biggest vocal supporter.

"A lot of those guys respect the career I've had so far, and any tips I can pass down to them, I try to do my best, because we have a good group of guys," Pouncey said. "They're all young guys. They're all willing to learn. I think a lot of these guys will have long, long careers and be special football players."

Scott said he's prepared for the potential of starting because he gets to practice against Joey Bosa and Melvin Ingram, two of the best pass rushers in the NFL.

But he wasn't as confident when it came to joining the renowned marching band at Grambling State University. Scott grew up playing the tuba, trumpet and bass drums, and is learning to play the keyboard and piano.

"They practiced harder than the football team," Scott joked about his alma mater's band. "It'd be like 10 o'clock at night and you hear them out there."

RODERIC TEAMER

Chargers rookie Roderic Teamer has passion for rescuing dogs

*By Gilbert Manzano
Orange County Register
October 24, 2019*

COSTA MESA — A white note with black letters hung above Roderic Teamer's locker. It was a reminder for him to shoot his "Sunday Night Football" introduction.

For him to be pondering what he wanted to say, three days before the Chargers hosted the Pittsburgh Steelers, was an accomplishment for the undrafted rookie safety.

Teamer wasn't supposed to be receiving facetime on prime-time television, at least not this soon. He became a Chargers' starter because of injuries to Derwin James and Adrian Phillips, but he was preparing to start his fourth consecutive game, signifying the trust he's gained from coaches.

Most prime-time game intros start with the player announcing himself and ending with the college they attended, but some prefer to go with their high school, hometown or a comedic line. Last year, Chargers left tackle Russell Okung said he attended "Wakanda Tech," a fictional school and a reference to the film "Black Panther."

Teamer attended Tulane University, which was in play for him to say.

"I might say Tulane, I might not," he said.

If he wanted to go the Okung route, Teamer could have called himself the "Dog Whisperer." And that's not a self-given moniker.

Teamer was given the name by his friends at Tulane because of his passion for rescuing dogs. If a dog was in need of help, Roddy Jr. got the call.

"When Roddy helps out, they'll call him, email or find him on social media," said Roderic Sr., Teamer's father. "People were like, 'Well, we don't know what to do with the dogs.' So they called him. 'Hey, can you help us with the dogs?'"

Teamer always answered the call, despite being busy as a student athlete. When puppies needed assistance, Teamer fed them and paid for vaccinations. In two separate occasions, he kept dogs in his dorm room while he found a permanent home for them.

"I won't be saying that," Teamer said about calling himself "Dog Whisperer" in front of a national audience.

He went with his hometown.

"Roderic Teamer, New Orleans, Louisiana," he said on air.

His reputation for being reliable and caring has followed him to Southern California.

There were many routes the Chargers could have gone when injuries struck the strong safety position. It didn't make sense to many when the Chargers named Teamer the starter in Week 3

against the Houston Texans. He hadn't practiced in a month because of a hamstring injury and was making his NFL debut against star quarterback Deshaun Watson.

Teamer was burned multiple times by Watson's ability to extend plays, but still the Chargers stuck with him.

"He's pretty sharp," Chargers defensive coordinator Gus Bradley said before Teamer's first start last month. "He has stayed on it through the time that he's been injured. He sits right up front by where I am presenting. He takes meticulous notes, stays on it and is very detailed."

Teamer was sidelined, but he found ways to contribute. That's what he did for the dogs he rescued in New Orleans. There was always a way to find a loving home. Every dog was worth the time and effort.

Something as simple as caring helped Teamer with the Chargers. It showed his coaches he wanted to improve.

Five starts later, Teamer is second on the team in solo tackles (22) and third for combined tackles (31). He recorded his first career interception last week against Tennessee Titans quarterback Ryan Tannehill, and was named a nominee for Rookie of the Week for his performance in Nashville.

"He's always been very determined," Roderic Teamer Sr. said. "Works really hard. He's a very talented young man. I'm not super surprised he made it.

"I knew that if he had gotten the opportunity to compete, that he was gonna make it difficult for somebody to get rid of him because he's such a competitor."

Words that start with the letter C define Teamer, such as competitor and compassionate. Words that start with the letter B are the names of his many dogs.

Bayou, Blaze, Bruce and Bella are the four Labrador retrievers that live with Teamer's parents in New Orleans. There's also Bare, a pit bull who's scheduled to move to California with Teamer.

At one point, the Teamer household had nine dogs, some they fostered until they got adopted. But a few times, the dogs won them over and became permanent residents.

"I'm sure there are things he has done that I'm not familiar with," Teamer Sr. said about his son's dog rescues. "He knows I'm like, 'Look, you don't have time as a college football player. Any dog you pull off the street, I end up having to take care of and I'm at capacity.'"

FIRST RESCUE

Teamer, who was in middle school at the time, jumped into his father's sports utility vehicle after a football practice. But Teamer Sr. ended up driving two passengers home.

After stopping at a red light, a pit bull approached the passenger side of the SUV.

"Stray dogs usually don't run up to cars," Teamer said. "I roll the window down, and he was damn near climbing through the window."

"He put his paws on the door," Teamer Sr. recalled. "Basically saying, 'Hey, could y'all help me? I'm lost and I need help.'"

They opened the door and the playful dog jumped into the backseat. The father and son then looked at each other.

"OK, what are we going to do now?" Teamer Sr. asked.

When they arrived home with the pit bull, who was later named Brodie, Teamer put him on a leash.

"To see if he had any type of training, which he didn't," Teamer said. "He learned pretty quickly."

Brodie didn't stay long. Teamer found him a forever home a few days later. It was his first of many successful adoptions.

He learned to train dogs because he grew up with two dogs, Buster and Beaux. Buster arrived six months before Teamer was born. In a way, Buster was the first rescue for the Teamer family.

His mother, Toya, took in Buster after one of her students at Loyola University in New Orleans told her she no longer could keep the dog.

"I was like no, no, no," said Teamer Sr., who works for Blue Cross Blue Shield in Louisiana. "I knew specifically what kind of dog I wanted, but by the time I got home, the puppy was there with my oldest daughters."

When he saw his two daughters, Tai and Tia, smiling as they played with Buster on the floor, he knew he had lost. Buster was staying.

"Now we're stuck with the puppy," Teamer Sr. said. "I named him Buster because he's going to be a Buster for sure."

As for Teamer's compassionate side for dogs, that came after Hurricane Katrina.

The Teamer family lived in Baton Rouge, Louisiana, for two years after Hurricane Katrina hit the New Orleans area in 2005.

"Katrina had a lot of impact on him," Teamer Sr. said about his son. "A lot of people were unable to take their dogs, and we watched the news reports of all dogs being rescued or having to fend for themselves. That made an impression on him. His love for animals came together."

MARDI GRAS RESCUE

Toya Teamer brought home the first dog, but the husband who was initially against it, was the one who went with Roddy Jr. on the rescue trips.

Big Rod and Little Rod, which was what the family called the father and son, never encountered a vicious dog or did anything extreme, such as crawling under an abandoned home to pull out puppies, or any other dangerous stunts that are portrayed on dog rescue TV shows like "Pit Boss" and "Pit Bulls & Parolees."

But there was one situation when Teamer went on a rescue without his father. It was around Mardi Gras time, and one of Teamer's former teammates at Tulane informed him that three puppies were abandoned near a street gutter.

Teamer, who was a junior at Tulane, drove 90 minutes to find the three-week old puppies and

took them to his parents' home. The Teamer family fostered them for about eight months before they were adopted.

Whenever Teamer had time to leave campus, he would go home to train the puppies. He spent his Spring Break bottle feeding Cow, Belle and Beau.

"Instead of hanging out and doing what most college students do on spring break, he was home," Teamer Sr. "Getting up every four to six hours, cleaning them up, feeding them, taking care of them."

FOSTER DORM CENTER

Teamer couldn't always send the dogs he rescued to his parents' home.

He turned his dorm room into a foster center, despite not filing the proper paperwork to house pets.

In one instance, a friend of Teamer had asked him to find a home for her dog, Lola, because she was spending the next year in South America doing volunteer work.

But there was a language barrier between Teamer and Lola, who only understood commands in Spanish. Lola was a stray dog from Chile before being brought to the United States.

Teamer made it work and found Lola a permanent home after spending about four months in his dorm room.

"The girl that adopted (Lola) from me, she speaks a little Spanish," Teamer said. "She talks to the dog in Spanish and that's part of the reason why she really wanted to adopt the dog from me."

Teamer hasn't had a rescue in the Los Angeles area, but he plans in the future to get involved with animal rescue organizations. He's been busy working his way up from a Chargers tryout player to a starting strong safety in the NFL as a rookie.

But he'll find the time to help. He usually does.

"I don't really think about it as me helping out people," Teamer said. "I think about it as helping out the dog, because animals get put in situations that they can't control. "Even as a human you get put in situations you can't control, but you can still control how you deal with that situation. With animals, it don't go that way. I just try to help out in that way."

JERRY TILLERY

World traveler Jerry Tillery fits into Chargers' eclectic D-line

By Eric Williams
ESPN.com
August 17, 2019

COSTA MESA, Calif. -- For Jerry Tillery, it's time move on.

Asked about his globetrotting as a student at Notre Dame -- something he's answered numerous times before -- Tillery turned a bit prickly.

"It's helped me a lot, it really has," Tillery said. "But right now I'm focused on trying to be the best football player I can be, and that's where I'm at mentally and physically."

Tillery, who had traveled to 18 countries before the Los Angeles Chargers made him a first-round pick this spring, understandably wants the attention to be on football, not how many stamps he's collected on his passport during his time in college.

But Tillery's wide range of interests -- including travel -- had some observers questioning his commitment to football, a game that will pay him \$10.5 million on his rookie deal.

Chargers defensive line coach Gif Smith said he never thought Tillery's outside pursuits were an impediment to his production in football.

Smith said Tillery commanded his attention early the pre-draft process, and he viewed Tillery's various off-the-field interests as an asset, not a crutch.

"When you talk to Jerry, you understand that he's extremely passionate about football," Smith said. "Outside of not talking to him, you could get distracted because he is well-versed. He's had the opportunity to go to places outside the country and do a lot of things other people might not be able to do."

"But it never took away from his love of the game, and how he wanted to play the game at the highest level. After speaking to him early in the process, that was a non-factor."

Smith met with Tillery at the combine and later at the team's facility during a pre-draft visit. He learned about the Notre Dame graduate's interest the stock market, his internship for the hedge fund Abbey Capital in Dublin, Ireland, and travels to places like South Africa and Japan.

Tillery held his draft party in one of his favorite places -- Hawaii. He studied Japanese and took poetry classes. He watches the Barefoot Contessa and likes to cook.

An economics major who graduated early at Notre Dame, Tillery fiercely denied his off-the-field interests affected his love for football during a conference call with reporters after the Chargers selected him on draft day.

"The people that say things, they don't know," Tillery said. "They don't know Jerry Tillery. They haven't seen me working in practice. They don't know everything I've put in to what I do. I'm going

to show them. I'm going to show them pretty soon."

Soon likely will be Sunday, when Tillery should see his first game action in the Chargers' second preseason game against the New Orleans Saints.

Tillery's been held out of contact drills during the offseason and the start of training camp to let his body heal from shoulder surgery to repair a torn labrum he suffered during his final season at Notre Dame.

Tillery began working in team drills this week, however, and the 6-6, 295-pound pass-rusher has shown some explosiveness and power.

"We saw flashes of it," Chargers defensive coordinator Gus Bradley said. "You're like, 'Oh, OK! We just saw a flash of Jerry Tillery.' He's mentally [strong], but he just needs the physical part of it now -- the lining up, the block-reaction and things like that."

Much like Tillery, fellow Notre Dame graduate and defensive lineman Isaac Rochell also has interests outside football, including photography and his effort to curb people's use of social media.

Rochell said Tillery is motivated and cares about getting better at his craft.

"He's going to excel at anything he does," Rochell said. "He happens to be a first-round pick for the Chargers, so he's going to excel at that and attack that 100 percent. He's a smart dude. I appreciate how many layers he has and the different things that he does. But at the end of the day, that doesn't take away from his ability to play ball."

Added Tillery: "I'm someone who's really well-rounded. I use my skills and life experiences -- I put them to good use. I think I'm someone who can adapt in any situation, any circumstance. Everything I've done, all the experiences I've had up to this point have really helped me."

Tillery's roommate in training camp is fellow Notre Dame graduate Drue Tranquill, a linebacker selected in the fourth round this year by the Chargers.

"He's awesome," Tranquill said about Tillery. "He enjoys so many different aspects of life. He's a hard worker, a guy who takes his game very seriously. A lot of times he's beating me to bed at night, which is hard to do. I'm a pretty disciplined guy about getting my eight hours. He's just really committed to his craft and getting better."

Tillery is just another unique player in an eclectic defensive line room for the Chargers. Joey Bosa fancies Star Wars and 1990s alternative music. Brandon Mebane is an old-school, pro wrestling buff and pugilist fanatic whose favorite boxer is Floyd Mayweather.

Melvin Ingram pursues a rap career in his spare time and claims to be from another planet.

Smith said Tillery just adds another interesting personality to the mix.

"We're all unique in our own way, especially D-line man," Smith said. "How boring would it be if they were all the same? He's different. We always try and give him and Isaac a hard time --

Notre Dame and all of that. They're all a little different, and that makes it interesting, makes it fun in the room -- you look for their triggers and whatever gets them going on the practice field and on game day."

Tillery also is the latest example of a player who some NFL teams pinch their noses over but the Chargers covet -- smart players who are looking to achieve a healthy balance between life and football.

"We don't shy away from that," Chargers GM Tom Telesco said. "I don't mind players having other interests off the field. All of these guys, they play football right now for their career, but football doesn't last forever, either."

"We did a lot of work on Jerry. He loves to play the game. He loves football. He knows this is his primary job, but yeah, he has interests off the field."

Chargers special teams coordinator George Stewart coached at Notre Dame during the Lou Holtz era, and has an intimate understanding of what type of athlete it takes to make it through the private school.

"That's one thing that our head coach, Coach Lynn, talks about is having a plan B," Stewart said. "Plan A is football in terms of what they do. Plan B is what you're going to do after football."

"It's very rare that you have guys -- sometimes it's late in their career before they look at a plan B. To get a guy like Jerry Tillery that has a plan B already, it's outstanding for him. That's what we try to do with our players so once they leave this organization, they're able to go out in the real world and have a chance to be successful in other endeavors."

DRUE TRANQUILL

Chargers rookie Drue Tranquill makes every moment count, even when asleep

By Mark Whicker
Los Angeles Daily News
May 29, 2019

COSTA MESA — The "student-athlete" is a dubious construct, fashioned by the NCAA itself. But such people do exist.

Many are at places like Notre Dame, where they are expected to practice and watch tape and push the weights and still walk into every classroom on time and ready to emote.

The difference between Drue Tranquill and most of them is sleep. They put it aside. Tranquill cherished it.

"I'd get seven or eight hours a night," he said. "I took a class and learned about sleep debt. It's like building it up in a bank. If you don't get it, you won't function at the highest level."

So Tranquill lived like a normal person, until he awakened. Then he majored in mechanical engineering. He learned how to design and construct artificial limbs and joints, among other things. He graduated, spent one more year taking interesting and off-topic courses, and played linebacker for the Fighting Irish and got to

the College Football Playoff. Or, as Clemson calls it, a field trip.

The Irish got shelled by the Tigers but they had a 12-0 regular season, one that Tranquill risked everything to play. He ignored the Cassandras, didn't worry about injury, and finished what he started as a married, graduated, redshirt senior.

Now he's a fourth-round rookie for the Chargers. He has fit in fine, so far, during offseason workouts.

"It's super cool," Tranquill said. "You get to fly around, keep your eyes on the quarterback."

He is a safety turned linebacker, a footnote recruit turned headline player. People no longer sleep on him.

"His work ethic is the standard," said Isaac Rochell, a Notre Dame alum and defensive end. "But he can make plays all over the field. You're seeing that in the modern game, where the athletic guys can move up to different positions."

The 6-foot-2 Tranquill comes in at 233 pounds and at least that many experiences. He and his wife Jackie brought their first son, Elijah, into the world Friday.

Jackie and Drue were schoolmates in Fort Wayne, Ind. Jackie went to Purdue, the prime engineering school that thought it would sign Drue. When it came time to propose, Jackie was studying in London and planned a weekend trip to Iceland. So Drue and a friend met her there unexpectedly, with the question and the ring.

Tranquill was a 3.73 student and won the Wuerffel Award, given to the player who combines his best football with his best community service. He was a two-time Notre Dame captain and carved out a career despite carvery on each of his ACLs in a 10-month span.

Coach Brian Kelly loved his example but wondered if he had become more of a knight than a teammate. Most people have heard and accepted that nobody's perfect.

"He almost wasn't believable," Kelly said, so Tranquill learned to reach out more while he still reached up. As usual, he succeeded.

Tranquill never had to search for incentives. His dad Tony, whom he calls "my hero," spent eight years at Auburn getting his engineering degree. "He and my mom had five kids, three of them while he was in college," Drue said.

Purdue, which was a Big Ten punching bag at the time, recruited Tranquill hard. When Notre Dame came, recruiting coordinator Mike Elston told him, "You're the sixth safety on our board."

"I said to heck with that. I'm coming to play," Tranquill said. "And Coach Kelly stepped in and said, 'Look, he's an athlete, he'll find a place.'"

"I was supposed to be a scout-team player and I rolled the dice and bet on myself. As the game evolves, athletes play. If you're strong and fast and can change directions and you're smart, you'll find a place in this game."

Another crossroads came in 2018 when Tranquill could have entered the draft. But he wanted to get to the College Football Playoff, and he didn't like being told he should protect himself from injury.

Then there were the guys.

"(Teammate) Asmar Bilal was in my wedding," Tranquill said. "I was close to those guys. They were the ones I wanted to win a championship with."

He improved his draft position and fed his restless mind with different courses. One was called The Heart's Desire.

It challenged his reading and writing skills, made him think about the difference between "résumé values and eulogy values. It made you become introspective. There were these tombstones in the Grotto, on campus. So what do you want on your tombstone? Things like that."

That decision won't have to be made for millions of moments, all of which will count for Drue Tranquill.

JAYLEN WATKINS

Family foes: Watkins brothers anticipate division rivalry

*By Josh Schaefer
Yahoo! Sports
August 29, 2019*

COSTA MESA, Calif. — Sammy Watkins may have never played football if it wasn't for his older brothers. He described himself as a "big fat kid" around the age of 6 or 7. Even out of shape, watching his older brother Jaylen Watkins play in Pop Warner piqued Sammy's interest.

"I was sorry at first," Sammy told Yahoo Sports. "Everybody [was] better than me. And then, just that summer, I was like, 'I'm going to go outside and play football in the sandlot with my brothers.'"

Sammy and Jaylen are half brothers, growing up in different homes. The brothers played high school football a 25-minute drive apart and now live in different parts of Florida. Still, they've been close from a young age, often meeting up at a basketball court near their grandparents' house and have stayed connected throughout their careers. They were drafted the same year, 2014, (Sammy went fourth overall, Jaylen 101st) and shared a team during Jaylen's brief stint on the Buffalo Bills in 2015.

This season, Jaylen, a safety for the Los Angeles Chargers and Sammy, a wide receiver with the Kansas City Chiefs, will square off twice as AFC West division rivals. The matchup was set to occur last season, but Jaylen tore his ACL about three weeks before the Chargers hosted the Chiefs in the 2018 season opener.

"I think he's going to have an opportunity to actually play on the field and get some snaps against me," Sammy said. "So hopefully I can, you know, crack him or something."

The first time the Watkins played each other in an organized football game, Jaylen harassed his younger brother in a Pop Warner game. Jaylen, one year older than Sammy, played with the younger kids due to his smaller size. Both boys played quarterback, setting up a Watkins quarterback duel. While Sammy spent all his time under center, Jaylen also played nose tackle. Not only did Sammy's team lose, but

Jaylen remembers "giving the center hell," and sacking Sammy.

"That was fun," Jaylen told Yahoo Sports with a smile.

As their careers took off and Jaylen played safety at the University of Florida and Sammy caught passes at Clemson, the brothers trained together back home in Florida during the offseasons. Sammy is a different kind of player than most receivers due to his combination of size (6-foot-1, 211 pounds) and speed (he ran a 4.43 at the NFL scouting combine), Jaylen said. Defensive backs can't beat up Sammy to slow him down at the line like a smaller receiver but also don't want to let him run free in fear of not catching him.

Covering and working closely with a top-level receiver has impacted Jaylen's game, particularly during their shared time in Buffalo in 2015. Jaylen signed with the Bills hoping the opportunity to work with his brother would catapult his play following an early season release from the Eagles. At the time, Jaylen said he needed to work on patience at the line and Sammy needed to learn how to counter it.

While on the practice squad in Buffalo, Jaylen was assigned to play scout defense on his younger brother and often wore the opposing jersey of whichever defensive back would be covering Sammy that weekend. Jaylen learned to cover his brother's complex attributes. He could run with Sammy, he just needed to trust his speed.

After 11 weeks in Buffalo, the Eagles re-signed Jaylen.

"I came back to Philly and was thrown in the fire," Jaylen said. "But I was like, 'I'm ready; I've been covering there with Sammy every day.'"

In Week 14 of that season, the Eagles hosted the Bills. The Watkins' father, Sammy Watkins III, attended the game in Philadelphia with a Bills jersey covered by an Eagles jacket.

Jaylen provided a scout on his brother for the secondary unit leading up to the game but it didn't matter. Sammy still scored a 47-yard touchdown. Jaylen didn't play on defense but passed Sammy several times on his jog off from special teams. They acknowledged each other, exchanged taps on the shoulder and kept moving.

"Obviously when you're on the field it just kind of goes out the door," Jaylen said. "After the play you realize, 'Oh, that's my brother.' But during the play you know there's 10 other people on the field. It's chaos. You kind of like block it out."

Last year's hype about the matchups built to the point where the brothers' father already had plans to be in Los Angeles for Week 1 only for Jaylen's knee injury to derail the sibling showdown.

The first of the two games this year won't come until Week 11 and Jaylen doesn't want to predict too far into the future. When discussing the possibility of playing Sammy this year, Jaylen glanced down at his leg.

"You know, don't want to," Jaylen said before pointing down at his leg. "We're anxious though, both of us."

Jaylen Watkins works toward his long-awaited Chargers debut

By Jeff Miller
Los Angeles Times
August 24, 2019

He was back on the field at Dignity Health Sports Park on Saturday night, Jaylen Watkins taking another step toward what he hopes is his ultimate return.

For the record, the defensive back never has played in a real game for the Chargers. His most recent NFL appearance came in the Super Bowl after the 2017 season.

He was a champion that night, Watkins playing mostly special teams for Philadelphia in the Eagles' 41-33 victory over New England. He signed with the Chargers two months later, tore an anterior cruciate ligament in the preseason four months after that, and basically disappeared.

Watkins returned home to Florida for the majority of his rehabilitation and watched from afar as the Chargers went 12-4 and advanced to the second round of the playoffs.

"I've never missed a season since I was 5 years old," he said. "That was my first year trying to figure out what I was going to do after rehab. Usually, it's hanging out with the guys or watching other games.

"[But] it was tough to watch games and watch guys. I had a baby boy, so I was able to spend a lot of time with him and [he] kind of kept me going and focused."

Watkins was out there Saturday in a 23-15 exhibition loss to Seattle, entering at free safety in the third quarter after the Chargers began the game with their starting secondary.

The appearance was the second of the preseason for Watkins after he sat out the opener. He played last weekend against New Orleans and had an interception deep in Chargers territory to halt a Saints threat on the anniversary of his torn ACL.

Watkins said he realized it was exactly a year to the date when he walked into the home team training room and began to recall the last time he had been in there.

"It kind of made me happy because when it happened, you think it's over," he said. "Then fast forward a year, you're back in the same spot getting ready to play. I don't think it gets better than that."

Entering training camp, Watkins was expected to battle for the No. 1 job at free safety, where starter Rayshawn Jenkins has refused to budge.

Watkins' potential to play a role increased last week when Derwin James suffered a stress fracture in his foot, an injury that will sideline the All-Pro strong safety three to four months. Watkins, a veteran of 36 NFL games who has the versatility to also play cornerback, is among the group vying to help fill the void created by James' absence.

"Some people, when they get hurt [they] say, 'Why me?'" safety Adrian Phillips said. "[Watkins] went back to the drawing board, started working and made himself better than what he was before."

The year was not an easy one for Watkins, who said the most difficult part of rehabbing was "not being around ball."

He'd watch the Chargers games on television and send text messages that his teammates would find waiting for them when they returned to their lockers.

Following his interception against New Orleans, he said he received congratulatory texts from friends who've had ACL injuries, some of whom still haven't made it back.

"How to handle adversity," Watkins said when asked what he learned while sitting out. "I have in the past, but I'll say this is the big one for me just because of the stigma behind an ACL."

DEREK WATT

Family foes: Watkins brothers anticipate division rivalry

By Eric Williams
ESPN.com
September 20, 2019

COSTA MESA, Calif. -- Derek Watt might be the Watt brother you've never heard of, but he was the most celebrated as a high school player.

Watt, a fullback for Los Angeles Chargers, is the younger brother of J.J., who plays for the Houston Texans and the older brother of T.J., who plays for the Pittsburgh Steelers. Derek totaled 2,685 rushing yards and 44 touchdowns during his prep career. He also served as the team's kicker and punter, earning Wisconsin Player of the Year and USA Today All-America honors his final season at Pewaukee High School.

"They both say that I was one of, if not, the best high school football players they've ever seen," Watt said.

Of course, fast forward and Derek's football acumen has been eclipsed by the accomplishments of J.J. and T.J. Watt.

J.J. is one of the best players in the NFL, a perennial All-Pro defensive lineman and three-time defensive MVP. T.J., in his third NFL season with the Pittsburgh Steelers, is no slouch either, earning a Pro Bowl invitation as a pass rusher in 2018.

Both J.J. and T.J. were first-round selections; Derek was picked in the sixth round of the 2016 draft.

Derek says he and his brothers fantasized about making it to the NFL while playing football in their backyard. They pretended to play for their favorite team, the Green Bay Packers.

"We just continued to work and work, and finally we've all achieved the dream of getting to the NFL," Derek said. "And now it's just what our story is in the NFL, and how far it can go."

Derek will get an opportunity to play against older brother J.J. for the first time on Sunday (4:25 p.m. ET, CBS). J.J. was nursing a back injury when the Chargers defeated the Texans in Houston three years ago.

The two never shared a football field on an organized team. J.J. was already on his way to college when Derek started high school football at Pewaukee. And by the time Derek arrived at Wisconsin, older brother J.J. declared early for the NFL draft.

"He Facetimed me yesterday (Monday) mainly to see my son," said Derek about his older brother, who enjoys spending time with 7-month-old Logan. "He wanted to see his nephew because he's starting to crawl now, so he wanted to see him. But he also was asking what the game plan was looking like this week and that type of stuff, and I'm not giving much away there. He's definitely trying to start the small talk there."

Derek is 2-0 against his brothers in the NFL. Along with beating the Texans three years ago, Derek faced off against T.J. last year in Pittsburgh, a 33-30 win by the Chargers.

The middle brother, Derek is two years older than T.J. and four years younger than J.J. Derek and T.J. played together in high school and at Wisconsin. Derek said he only played a couple snaps on offense last year, so he didn't knock heads with his younger brother often.

The three brothers remain close, communicating daily through group texts. Their parents, mother Connie and father John, will attend the game on Sunday.

"It's very surreal," J.J. said. "Even just being at a meeting and seeing him on the scouting report and flipping on the film and -- it's just like any other week, you're watching film but then all of the sudden it's your brother on the film instead of just a fullback."

"It's very cool. I'm not going to try and act like it's not exciting or anything. It's awesome. I mean, we literally played football in the backyard, in the front yard, dreamed about playing the NFL. So, this is going to be very special."

While overshadowed by his talented, pass-rushing brothers, Derek has developed into a good player in his own right at the dying breed of the fullback position.

"As a fullback you're more of an adjuster than anything sometimes," Derek said. "The defense might do something you weren't expecting, and so you've got to make sure that you can still get to your guy and adjust off that. A guy might come free off his block and you've got to put him back on his guy, or just pick up somebody you weren't expecting to block."

Derek was never fit as a pass-rusher, as T.J. said Derek's destiny was to be in the scrum.

"They tried him out (at fullback at Wisconsin) in fall camp and it ended up working out in his favor," T.J. said. "He was more an inside linebacker. He's not an edge guy. He was good in high school. He had a lot of tackles and had a lot of scholarships to play linebacker, so he was no slouch on defense. He's a plugger, just like he is a fullback. He'd be a run-stopping guy."

Now Derek serves as the eyes and ears for current tailback Austin Ekeler, one of his good friends. Ekeler attended Watt's wedding to wife Gabriella last year, and relies on Watt reading the defense on runs when he's in the game.

"It's a grind out here, especially on the practice field," Ekeler said. "So just having a friend out there with you makes you relax. We take a little pressure off each other because you have someone to talk to, put your mind at ease."

Derek is also tied for the team in special teams tackles with Isaac Rochell.

"The best way to describe him is that he's just a football player," quarterback Philip Rivers said about Derek. "He can catch it well, he blocks, he's smart. He just kind of can do a little bit of everything."