GAME NOTES

Week 15 | Sunday, December 14 | LAC vs KC

CHIEFS TO FACE THE CHARGERS ON SUNDAY AFTERNOON

Kansas City Chiefs (6-7) vs. Los Angeles Chargers (9-4)
Sunday, December 14, 2025 • CBS • 12 p.m. CT
GEHA Field at Arrowhead Stadium • Kansas City, Missouri

vs.

The Kansas City Chiefs are set to take on thier AFC West Division rival, the Los Angeles Chargers on Sunday. Kickoff is scheduled for 12 p.m. CT.

Over the last six seasons the Chiefs have appeared in five Super Bowls (LIV, LV, LVII, LVIII, and LIX), winning three (LIV, LVII, LVIII). In 2024, the Chiefs clinched their ninth-straight AFC West title (2016-24). Since 2015, the Chiefs have tallied a 52-11 record against AFC West opponents, the NFL's best divisional record over a 10-year span since divisional realignment in 2002. Under Head Coach Andy Reid, KC has qualified for the postseason 11 times and has 11 10+ win seasons. Reid owns 307 career victories (regular season and postseason combined), which is the most of all active coaches and fourth on the NFL's all-time win list. He has tallied 149 regular season wins in Kansas City.

Chiefs QB Patrick Mahomes is in his eighth season as the club's starting quarterback. In the 2024 season, Mahomes passed PFHOF Len Dawson to rank first in the Chiefs record books in both passing yards (35,750) and passing touchdowns (267). As the starter, Mahomes has led the team to seven-consecutive AFC Championship Games, five Super Bowls, earned NFL MVP twice (2018 and 2022) and Super Bowl MVP honors three times (2019, 2022, 2023). Since 2018, he leads the league in categories such as passing yards (35,466), touchdowns (267), and 25+ yard completions (292). In Week 4 vs. Baltimore, Mahomes (30 years old) became the youngest quarterback to throw for 250 touchdowns, and in Week 6 vs. Detroit, Mahomes became the quickest QB to throw 300 touchdown passes (regular season and postseason), doing so in just 139 career games. In Week 12 vs. Indianapolis, Mahomes became the fastest QB to surpass 35,000 career passing yards, reaching the mark in just 123 games. TE Travis Kelce owns the most receptions in Chiefs history with 1,064, and his 12,878 receiving yards rank third among tight ends in NFL history. In 2024, Kelce notched his ninth-consecutive season with 80+ receptions, which ranks first in NFL History. He now owns 12,894 yards from scrimmage (12,878 receiving, 16 rushing), making him the only Chiefs player with 12,000+ yards in franchise history. In Week 5 vs. Jacksonville, Kelce passed Priest Holmes (500) for the fifth-most points in franchise history and the most by a non-kicker (522). Kelce passed Priest Holmes (83) for the most touchdowns in franchise history in Week 11 vs. Denver and now owns 85 career touchdowns. On the defensive side of the ball, DT Chris Jones has the most sacks (84.5) and sack yards (572.5) since 2016 among active defensive tackles and the second-most in the league among all defensive tackles, only trailing Aaron Donald (91.0 and 685.5).

The 2025 Chiefs feature familiar faces like WR Hollywood Brown, WR JuJu Smith-Schuster, RB Kareem Hunt and CB Nazeeh Johnson, who all signed with the club this offseason. The Chiefs were also able to retain LB Nick Bolton, G Trey Smith and DE George Karlaftis on multi-year deals. Kansas City added a few new guys, such as CB Kristian Fulton, T Jaylon Moore and RB Elijah Mitchell. The club continued to add to its offensive line by drafting T Josh Simmons with the No. 32 pick in the 2025 NFL Draft.

THIS WEEK'S MEDIA AVAILABILITY

Date	Practice	Coach	Media	Players
Tuesday, Dec. 9	No Media Availability.			
Wednesday, Dec. 10	1:20 p.m.	Reid	11:45 a.m.	11:45 a.m.
Thursday, Dec. 11	1:20 p.m.	Coord.	11:45 a.m.	11:45 a.m.
Friday, Dec. 12	11:45 a.m.	Reid	1:00 p.m.	1:00 p.m.
Saturday, Dec. 13	No Media Availability.			
Sunday, Dec. 14	Chiefs vs. Chargers - 12 p.m CT			

* All times are approximate and subject to change with little or no notice.
* For credential requests to cover practice, please email Cydney Glaze at cglaze@chiefs.nfl.com. For game credential questions, please email Kelsey Boal at kboal@chiefs.nfl.com.

BROADCAST INFORMATION

TV Coverage
CBS (KCTV locally)
Play-by-Play: Kevin Harlan
Analyst: Trent Green
Sideline: Melanie Collins

National Radio
Compass Media Networks
Play-by-Play: Gregg Daniels
Analyst: Brian Baldinger

Tico Sports (Kansas City)
Audacy App (Chiefs en Espanol)
Spanish Radio Broadcast
Play-by-Play: Oscar Monterroso
Analyst: Hannah Bassham
Sideline: Alvaro Alvarez

Chiefs Radio Network
96.5 The Fan (96.5 FM)

Play-by-Play: Mitch Holthus
Analyst: Danan Hughes
Sideline: Josh Klingler

Chiefs Pregame & Postgame Show
96.5 The Fan (96.5 FM)

Host: Joshua Brisco

Chiefs X Accounts: @Chiefs @KCChiefs_Matt @ChiefsPR

Postgame Press Confs Live:
Chiefs YouTube/Facebook Channels

CHIEFS MEDIA WEBSITE INFORMATION

The Kansas City Chiefs 2025 Media Guide is available on the Chiefs media information website, NFLOMG.com. The club's site is an improved interactive online media guide that features an in-game statistics monitoring platform, in addition to the weekly press materials such as transcripts, weekly releases, bios, additional stats and more. The team's guide is updated weekly throughout the season to reflect the most up-to-date information. Media members can also access the Chiefs credential application through the site. To login, the username is **chiefsmedia** and the password is **chiefs**.

DID YOU KNOW?

Since Andy Reid took over as head coach in 2013, the Kansas City defense has allowed the lowest completion percentage, allowing just 61.5% of passes to be completed.

CHIEFS COMMUNICATIONS STAFF CONTACT INFORMATION

Brad Gee	**Vice President of Football Communications**	**(816) 920-4349**	**bgee@chiefs.nfl.com**
Cydney Glaze	**Senior Director Football of Communications**	**(816) 920-4352**	**cglaze@chiefs.nfl.com**
Kelsey Boal	**Football Communications Manager**	**(816) 920-4355**	**kboal@chiefs.nfl.com**
Johnny Chapple Jr.	**Football Communications Coordinator**	**(816) 920-4403**	**jchapple@chiefs.nfl.com**
David Higdon	**Executive Vice President of Communications**	**(816) 920-4354**	**dhigdon@chiefs.nfl.com**
Luke Shanno	**Vice President of Corporate Communications**	**(816) 920-4351**	**lshanno@chiefs.nfl.com**
Olivia Tavernier	**Corporate Communications & Publicity Coord.**	**(816) 920-4691**	**otavernier@chiefs.nfl.com**
Aaliyah Raines	**Communications Seasonal Assistant**	**(816) 920-4353**	**araines@chiefs.nfl.com**
Drew Runkel	**Communications Seasonal Assistant**	**(816) 920-4401**	**drunkel@chiefs.nfl.com**
Collin Thomas	**Corporate Comms. & Publicity Seasonal Asst.**	**(816) 920-4359**	**cthomas@chiefs.nfl.com**

CHIEFS VS. CHARGERS TEAM COMPARISONS

	Chiefs	Chargers
Record	6-7	9-4
Division Standing	3rd (AFCW)	2nd (AFCW)
Turnover Margin (NFL Rank)	-1 (T-16th)	+1 (T-12th)
Offense (NFL Rank)		
Net Yards Per Game	367.1 (7th)	341.2 (11th)
Yards Per Play	5.58 (9th)	5.26 (19th)
Points Per Game	24.2 (11th)	23.0 (T-17th)
Possession Average	31:38 (6th)	32:54 (2nd)
Net Rushing Yards Per Game	118.9 (17th)	125.7 (9th)
Net Passing Yards Per Game	248.2 (4th)	215.5 (17th)
Had Intercepted/Yards	10/158	11/165
Sacks Allowed/Yards	29/-172 (16th)	47/-269 (T-28th)
Fumbles/Lost	11/1	12/6
Third Down Pct.	40.2% (13th)	47.1% (3rd)
Red Zone TD Pct.	61.5% (10th)	50.0% (T-25th)
Giveaways	11 (T-6th)	17 (T-17th)
Defense (NFL Rank)		
Net Yards Per Game	303.7 (9th)	282.2 (4th)
Yards Per Play	5.42 (19th)	5.02 (8th)
Points Per Game	19.4 (7th)	20.8 (T-9th)
Net Rushing Yards Per Game	99.5 (7th)	109.0 (14th)
Net Passing Yards Per Game	204.2 (13th)	173.2 (5th)
Intercepted By/Yards	7/49	15/120
Sacks For/Yards	25/-107 (T-24th)	35/-212 (T-9th)
Opp. Fumbles/Opp. Fumble Recovs.	10/3	14/3
Third Down Pct.	43.1% (26th)	34.4% (4th)
Red Zone TD Pct.	53.8% (10th)	52.5% (8th)
Takeaways	10 (T-27th)	18 (T-8th)
Special Teams (NFL Rank)		
Punts-Average Yards (Gross)	46.7 (19th)	49.7 (6th)
Punts-Average Yards (Net)	40.0 (22nd)	41.8 (15th)
Punt Returns-Average Per	7.0 (26th)	6.2 (30th)
Punt Returns-Average Per Allowed	15.7 (32nd)	15.6 (31st)
Kickoff Returns-Average Per	26.4 (11th)	25.3 (20th)
Kickoff Returns-Avg. Per Allowed	25.4 (14th)	28.7 (31st)
Field Goal Percentage (M/A)	84.6% (22/26)	93.9% (31/33)
Penalties (NFL Rank)		
Penalties Against/Yards	91/773 (21st)	87/653 (T-15th)
Opp. Penalties Against/Yds	84/770 (17th)	77/649 (26th)

CHIEFS VS. CHARGERS IND. COMPARISONS

Chiefs		Chargers	
PASSING			
Mahomes	3,398	Herbert	2,981
RUSHING YARDS			
Hunt	545	Vidal	587
Mahomes	407	Herbert	419
Pacheco	375	Hampton	370
RECEIVING YARDS			
Kelce	727	McConkey	695
Rice	520	Allen	644
Brown	494	Gadsden	541
Worthy	456	Johnston	533
POINTS SCORED			
Butker	95	Dicker	121
Hunt	54	Johnston	42
Rice	38	McConkey	30
INTERCEPTIONS			
Watson	2	Two Tied	4
Five Tied	1	Mickens	2
		Five Tied	1
SACKS			
Karlaftis	6.0	Tuipulotu	10.0
Jones	4.0	Oweh	5.0
Two Tied	2.0	Mack	4.5
DEFENSIVE TACKLES			
Bolton	112	Henley	80
Conner	84	James	70
Tranquill	65	Two Tied	46
KICKOFF RETURNS (AVG.)			
Remigio	21 (25.9)	Davis	18 (25.8)
Thornton	17 (26.3)	Lambert-Smith	9 (24.3)
PUNT RETURNS (AVG.)			
Remigio	22 (7.3)	Davis	10 (6.6)
FIELD GOALS			
Butker	22/26 (84.6%)	Dicker	31/33 (93.9%)
PUNTS (GROSS/NET AVG.)			
Araiza	38 (46.7/40.0)	Scott	41 (49.7/41.8)

CHIEFS VS. CHARGERS SERIES HISTORY

• The Chiefs and the Chargers have faced off a total of 131 times dating back to 1960. Kansas City holds the series advantage over Los Angeles as the Chiefs carry an overall record of 71-59-1 versus the Chargers.

• The Chiefs have won the last seven of the last eight matchups including a series sweep of the AFC West foe last year with a 17-10 win on 9/29/24 in Los Angeles and a 19-17 victory to clinch the AFC West Division Title for the ninth consecutive season at GEHA Field at Arrowhead Stadium on 12/8/24.

• Kansas City and Los Angeles have faced off one time in the postseason. The Chargers defeated the Chiefs by a score of 17-0 in San Diego when the Chargers were located there on 1/2/1993 in the AFC Wild Card Game.

• Quarterback Patrick Mahomes is 10-3 against the Chargers in the regular season. Mahomes has thrown 28 touchdowns and seven interceptions for a passer rating of 100.1

CHIEFS VS. CHARGERS SERIES HISTORY - LAST 10 GAMES

Date	*Result*	*Of Note*
01/03/2021*	L, 21-38	LAC: Herbert threw for 302 yards and three TDs.
09/26/2021*	L, 24-30	LAC: Williams caught seven passes for 122 yds and two TDs.
12/16/2021	W, 34-28 OT	KC: Kelce caught 10 passes for 191 yards and two TDs.
09/15/2022*	W, 27-24	KC: Watson recorded a 99-yard pick six.
11/20/2022	W, 30-27	KC: Kelce caught six passes for 115 yds and three TDs.
10/22/2023*	W, 31-17	KC: Mahomes threw for 424 yards and four TDs.
01/07/2024	W, 13-12	KC: Edwards scored a 97-yard fumble return TD.
09/29/2024	W, 17-10	KC: Jones tallied 2.0 sacks (-10.0 yards).
12/08/2024*	W, 19-17	KC: Wright went 4/4 on field goals including the game winner.
09/05/2025	L, 21-27	LAC: Herbert threw for 318 yards and three touchdowns.

***GEHA Field at Arrowhead Stadium**

CHIEFS HEAD COACH ANDY REID

Reid is in his 34th NFL season, 27th as a head coach and 13th with the Chiefs. Since 2013, Reid tallied 149 regular season wins, making him the winningest coach in franchise history. Reid's 89 wins at GEHA Field at Arrowhead Stadium passed Marty Schottenheimer for most wins at the home of the Chiefs (64). In 2019, Reid led the Chiefs to their first Super Bowl appearance and victory in 50 years, bringing the Lombardi Trophy back to Kansas City for the first time since the 1969 season. Additionally, the Chiefs 35-24 victory over the Tennessee Titans in the AFC Championship Game brought the Lamar Hunt Trophy to Kansas City for the first time ever. Under Reid, the Chiefs have made the playoffs 11-of-12 seasons, and tallied a franchise best 15-2 record in 2024. Reid has led the Chiefs to three-straight Super Bowl appearances (LVII, LVIII and LIX) including back-to-back victories in Super Bowl LVII and Super Bowl LVIII.

The Chiefs were the first team in NFL history to host five consecutive Conference Championship games (2018-22) and have appeared in seven-straight (2018-2024). The club also became the first team in NFL history to advance to a third-straight Super Bowls after winning the previous two. Kansas City has earned nine-straight AFC West titles (2016-24) for the first time in franchise history. In 2015, the Chiefs won their first playoff game since 1994, defeating the Texans 30-0. The team finished 11-5 after a 1-5 start in 2015. It was the greatest turnaround in a single-season in NFL history. In 2013, Reid led the Chiefs to an 11-5 record marking the greatest single-season turnaround in franchise history after the team finished 2-14 in 2012.

Prior to joining the Chiefs, Reid led the Eagles to a 130-93-1 (.583) regular season record during his 14 seasons as head coach. He led the Eagles franchise to one Super Bowl appearance. When you include his time as an NFL assistant coach, his teams have made the playoffs 22 times (31-21 record), and he has coached in seven Super Bowls, eight NFC Championships and seven AFC Championships. Reid spent seven seasons as an assistant coach with the Green Bay Packers under Head Coach Mike Holmgren. Prior to joining the NFL ranks, Reid's final collegiate stop was the University of Missouri (1989-91). Prior to his stint with the Tigers, Reid spent two years working with the offensive line at the University of Texas – El Paso, and before that, he held the same position with Northern Arizona. In 1983, Reid took the position of offensive coordinator and offensive line coach at San Francisco State, where he spent three seasons. A tackle/guard at Brigham Young University from 1979-81, Reid entered the coaching ranks as a graduate assistant at BYU in 1982.

NFL Head Coach:	27th Year	**Record w/ KC:**	149-60 (.713)
NFL Coach Overall:	34th Year	**Record w/ PHI:**	130-93-1 (.583)
NFL Overall:	307-170-1 (.643)	**Record vs. LAC:**	21-7 (.750)
Reg. Season:	279-153-1 (.645)	**College:**	BYU ('81)
Postseason:	28-17 (.622)	**Hometown:**	Los Angeles, Calif.

ANDY REID'S CAREER PATH

1979-82	BYU	Tackle/Guard ('79-81) Graduate Assistant ('82)
1983-85	San Francisco State	Offensive Coordinator Offensive Line
1986	Northern Arizona	Offensive Line
1987-88	Texas-El Paso	Offensive Line
1989-91	Missouri	Offensive Line
1992-98	Green Bay Packers	Tight Ends / Offensive Line ('92-96) Quarterbacks ('97-98)
1999-12	Philadelphia Eagles	Head Coach ('99-00) HC/Exec. V.P. Football Ops ('01-12)
2013-25	Kansas City Chiefs	Head Coach

ANDY REID'S HARDWARE

96 97 04 19 20 21 22 23 24

Conference Titles

Division Titles

95 96 97 01 02 03 04 06 10 16 17 18 19 20 21 22 23 24

CHARGERS HEAD COACH JIM HARBAUGH

Harbaugh is in his eighth NFL Season, second as the The Los Angeles Chargers head coach (2024-25). The Chargers hired Jim Harbaugh as the 19th head coach in franchise history, returning the former Chargers quarterback from the 1999 and 2000 seasons to Southern California. Harbaugh brings a 147-52 record as a collegiate head coach and a 69-33-1 record as an NFL head coach. In four years, he led the San Francisco 49ers to three-straight NFC Championship Games in four years (2011-14), including an appearance in Super Bowl XLVII (2011-14).

Harbaugh rejoined the Chargers after spending the past nine years at his alma mater as the head football coach for the University of Michigan (2015-23). He led Michigan to an 86-25 record along with three-consecutive Big Ten Championships, three- straight appearances in the College Football Playoff and a perfect 15-0 record during his final season in Ann Arbor, Mich., that saw the Wolverines crowned 2023 National Champions.

In his first season with San Francisco (2011), he led the 49ers to an NFC West division title with a 13-3 record. That season, the defense led the NFL in takeaways (38) and ranked first in rushing defense (77.3 yards per game). The Chargers made a playoff run to its first of three-straight NFC Championship Game appearances, including an appearance in Super Bowl XLVII in 2012. In Harbaugh's four years with San Francisco, the 49ers led the NFL in rushing defense (92.0 yards per game), while ranking second in scoring defense (17.4 points per game), third in total defense (310.2) and fourth with 122 takeaways.

Prior to being a head coach in the NFL, Harbaugh spent four years at the helm at Stanford University (2007-10) and three at the University of San Diego (2004-06). Harbaugh began his NFL coaching career as the quarterbacks coach for the Oakland Raiders (2002-03). In his first season with Oakland, the Raiders went to Super Bowl XXXVII.

In 15 years as an NFL quarterback (1987-2001), Harbaugh played for four organizations, including the Chargers from 1999-2000. He got his start in coaching while he was still playing in the NFL, working as an unpaid assistant at Western Kentucky from 1994-2001, where his father, Jack, was the head coach. Harbaugh was selected with the 25th overall pick in the 1987 NFL Draft by the Chicago Bears and went on to start 140-of-177 career games played, throwing for 26,288 yards and 129 touchdowns. In 1995 he earned the Comeback Player of the Year recognition and a Pro Bowl selection after leading the Colts to an AFC Championship Game appearance. Harbaugh eventually went to the Chargers for two seasons and is one of four Chargers quarterbacks to throw for 400 yards in a single game.

NFL Head Coach:	6th Year	**Record w/ SF:**	44-19-1 (.695)
NFL Coach Overall:	8th Year	**Record w/ LAC:**	20-10 (.667)
NFL Overall:	69-33-1 (.675)	**Record vs. KC:**	2-2 (.500)
Reg. Season:	64-29-1 (.686)	**College:**	Michigan ('86)
Postseason:	5-4 (.556)	**Hometown:**	Toledo, Ohio

JIM HARBAUGH'S CAREER PATH

1982-86	University of Michigan	Quarterback
1987-93	Chicago Bears	Quarterback
1994-97	Indianapolis Colts	Quarterback
	Western Kentucky	Assistant ('94-01)
1998	Baltimore Ravens	Quarterback
1999-00	San Diego Chargers	Quarterback
2001	Carolina Panthers	Quarterback
2002-03	Oakland Raiders	Quarterbacks Coach
2004-06	University of San Diego	Head Coach
2007-10	Stanford University	Head Coach
2011-14	San Francisco 49ers	Head Coach
2015-23	University of Michigan	Head Coach
2024-25	Los Angeles Chargers	Head Coach

JIM HARBAUGH'S HARDWARE

02 12

Conference Titles

02 11 12

Division Titles

CHIEFS-CHARGERS CONNECTIONS

COLLEGE CONNECTIONS

Underline indicates a coach or administrative role (c/a).
Bold indicates a connection from a current coach's former playing career.

KC	(c/a) Will Christopherson	2016
LAC	C Bradley Bozeman	2014-17
LAC	DL Da'Shawn Hand	2014-17
KC	(c/a) Ryan Reynolds	2006-08, 2008-12
LAC	(c/a) Kiel McDonald	2011
KC	DE Mike Danna	2015-18
LAC	TE Tyler Conklin	2015-17
KC	TE Travis Kelce	2008-12
LAC	(c/a) Mike Elston	2007-09
KC	DT Derrick Nnadi	2014-17
LAC	S Derwin James Jr.	2015-17
KC	(c/a) Matt House	2016-18
LAC	(c/a) Steve Clinkscale	2016-20
KC	CB Kristian Fulton	2016-19
LAC	CB Donte Jackson	2015-17
LAC	OT Austin Deculus	2017-21
KC	(c/a) Will Christopherson	2019-21
LAC	CB Tarheeb Still	2020-23
KC	DT Jerry Tillery	2015-18
KC	LB Drue Tranquill	2014-18
LAC	(c/a) Mike Elston	2010-21
LAC	(c/a) Mike Hiestand	2014-15
KC	LB Jeffrey Bassa	2021-24
LAC	DT Jamaree Caldwell	2022-24
LAC	CB Nikko Reed	2023-24
KC	OL Hunter Nourzad	2022-23
LAC	WR KeAndre Lambert-Smith	2020-23
KC	**(c/a) Rod Wilson**	**2001-04**
LAC	(c/a) Rick Minter	2004
KC	**(c/a) Louie Addazio**	**2011-12**
LAC	(c/a) Chris Gould	2012-14
KC	TE Jared Wiley	2022-23
LAC	WR Derius Davis	2018-22
LAC	WR Quentin Johnston	2020-22
KC	OL Wanya Morris	2019-20
KC	G Trey Smith	2017-20
LAC	(c/a) Robert Muschamp	2019-20
KC	DE Charles Omenihu	2015-18
KC	TE Jared Wiley	2019-21
KC	WR Xavier Worthy	2021-23
LAC	K Cameron Dicker	2018-21
KC	(c/a) Alex Whittingham	2013-17
LAC	(c/a) Kiel McDonald	2017-21
KC	CB Trent McDuffie	2019-21
KC	LB Cooper McDonald	2020-21
LAC	DB Elijah Molden	2017-20
KC	DB Jaden Hicks	2021-23
LAC	LB Daiyan Henley	2022
KC	LB Leo Chenal	2019-21
KC	**(c/a) Chris Orr**	**2015-19, 2021-23**
LAC	(c/a) Devin Woodhouse	2021-22

NFL CONNECTIONS

Underline indicates a coach or administrative role (c/a).
Bold indicates a connection from a current coach's former playing career.

KC	RB Elijah Mitchell	2021-24
KC	OL Jaylon Moore	2021-24
LAC	QB Trey Lance	2021-22
KC	(c/a) Dave Toub	2004-12
KC	(c/a) Matt Nagy	2018-21
KC	**(c/a) Rod Wilson**	**2005-08, 2010**
LAC	(c/a) Shane Day	2010-11
LAC	OLB Khalil Mack	2018-21
KC	WR Hollywood Brown	2022-23
KC	**(c/a) Dave Merritt**	**1993-96, 2018**
KC	(c/a) Dru Grigson	2008-23
LAC	**(c/a) Mike Devlin**	**1996-99**
LAC	DL Naquan Jones	2023-24

NFL CONNECTIONS

Underline indicates a coach or administrative role (c/a).
Bold indicates a connection from a current coach's former playing career.

KC	(c/a) Ryan Herman	2010-16
KC	(c/a) Jack Wolov	2016-18
LAC	(c/a) Shane Day	2016-18
KC	QB Gardner Minshew	2021-22
KC	(c/a) Chris Shea	2015-17
KC	(c/a) Mike Bradway	2008-17
KC	(c/a) David Hinson	2015-16
LAC	(c/a) Rick Minter	2013-15
LAC	(c/a) Marcus Brady	2022-23
LAC	K Cameron Dicker	2022
KC	T Jawaan Taylor	2019-23
KC	(c/a) Joe Cullen	2021
LAC	**(c/a) Josh Hammond**	**2020-21**
LAC	(c/a) Sanjay Lal	2021
LAC	P JK Scott	2021
KC	(c/a) David Hinson	2013-14
LAC	(c/a) Mike Devlin	2006-14
LAC	(c/a) Sanjay Lal	2012-14
KC	(c/a) Chris Shea	1995
KC	**(c/a) Chris Orr**	**2020**
KC	(c/a) Jonathan Howard	2021
LAC	CB Donte Jackson	2018-23
LAC	(c/a) Greg Roman	1995-01
KC	QB Gardner Minshew	2024
KC	DT Jerry Tillery	2022-23
LAC	C Andre James	2019-24
LAC	LB Denzel Perryman	2021-22
KC	(c/a) Steve Spagnuolo	2013-14
KC	(c/a) Joe Cullen	2016-20
KC	WR Hollywood Brown	2019-21
LAC	C Bradley Bozeman	2018-21
LAC	OLB Odafe Oweh	2021-25
LAC	(c/a) Joe Hortiz	1998-2013
LAC	(c/a) Jesse Minter	2017-20
LAC	(c/a) Greg Roman	2017-22
LAC	(c/a) Andy Bischoff	2015-20
KC	WR JuJu Smith-Schuster	2017-21
LAC	OLB Bud Dupree	2015-20
KC	DE Charles Omenihu	2019-21
LAC	(c/a) Andy Bischoff	2021
LAC	(c/a) Mike Devlin	2015-20
KC	CB Kristian Fulton	2020-23
LAC	OLB Bud Dupree	2021-22
LAC	DL Da'Shawn Hand	2021
LAC	DL Naquan Jones	2021-23
LAC	DB Elijah Molden	2021-23
LAC	DL Teair Tart	2020-23
KC	(c/a) Brendan Daly	2006-08, 2012-13
KC	**(c/a) Todd Pinkston**	**2006-07, 2010**
LAC	(c/a) Ryan Ficken	2007-21

HOMETOWN CONNECTIONS

• Los Angeles, Calif. is the hometown of Chiefs **Head Coach Andy Reid** and Chargers **LB Daiyan Henley**.

• Chiefs **Assistant Quarterbacks Coach Dan Williams** and Chargers **CB Tarheeb Still** both trace their roots to Sicklerville, NJ.

FORMER CHIEFS

• Chargers **Head Strength and Conditioning Coach Devin Woodhouse** worked for the Chiefs from 2014-18, serving as the Strength and Conditioning Intern from 2014-15 and as Strength and Conditioning Coach Asst. from 2016-18.

FORMER CHARGERS

• **DT Jerry Tillery** and **LB Drue Tranquill** both began their NFL careers with the Chargers, where they both played from 2019-22.

• **CB Kristian Fulton** spent the 2024 season with the Chargers.

WHAT TO WATCH FOR...

• **HC Andy Reid** has earned 307 career wins, which is fourth all-time and most amongst active coaches. Reid is 17 wins behind PFHOF Head Coach George Halas (324) to tie for third all-time.

• **QB Patrick Mahomes** is currently first in NFL history in pass yards per game with an average of 286.0 per contest. Amongst active players, Matthew Stafford, Jared Goff and Dak Prescott are the only other players to be slotted inside the top 10. Mahomes also holds a career passer rating of 101.0, which is third all-time behind Lamar Jackson and Aaron Rodgers.

• **TE Travis Kelce** recently became the second player in NFL history with 6,000+ yards after catch (YAC). With 6,117 career YAC, Kelce trails PFHOF RB Marshall Faulk (6,230) by 113 yards for first in NFL history.

• **TE Travis Kelce** has 94 career receptions of 25 or more yards, which is second-most by a tight end in NFL history. With six more 25+ yard receptions, Kelce would pass TE Rob Gronkowski (99) for most all-time by a tight end.

• **TE Travis Kelce** has tallied a reception in 187 straight games, which is the longest streak in franchise history and is currently the longest active streak in the NFL.

• **K Harrison Butker** has nailed 240 field goals over his career, which is good for third in franchise history as he trails Jan Stenerud (279) and Nick Lowery (329). Butker is also third in total points, as his 1,087 points also trails Jan Stenerud (1,231) and Nick Lowery (1,466).

• **DT Chris Jones** ranks fourth in franchise history with 84.5 sacks. He most recently passed LB Justin Houston (78.5) and now trails Neil Smith (85.5) for third in franchise annals.

• **CB Trent McDuffie** has 5.5 sacks as a cornerback. With 1.0 more, he would be tied for the most sacks by a cornerback in Chiefs history. McDuffie has eight forced fumbles in his career already. McDuffie currently sits first all-time in franchise history for forced fumbles by a cornerback.



CHIEFS ASSISTANT COACHES

OFFENSIVE STAFF

Matt Nagy
Offensive Coordinator

Joe Bleymaier
Pass Game Coordinator

Connor Embree
Wide Receivers

David Girardi
Quarterbacks

Andy Heck
Offensive Line

Tom Melvin
Tight Ends

Todd Pinkston
Running Backs

Mark DeLeone
Assistant Running Backs

Corey Matthaei
Assistant Offensive Line

Dan Williams
Assistant Quarterbacks

Kevin Saxton
Offensive Assistant

DEFENSIVE STAFF

Steve Spagnuolo
Defensive Coordinator

Joe Cullen
Defensive Line

Brendan Daly
Linebackers

Dave Merritt
Defensive Backs

Rod Wilson
Outside Linebackers

Alex Whittingham
Assistant Defensive Line

Louie Addazio
Defensive Quality Control

Matt House
Senior Defensive Assistant

Chris Orr
Defensive Quality Control

SPECIAL TEAMS STAFF

Dave Toub
Assistant Head Coach/Special Teams Coordinator

Porter Ellett
Assistant Special Teams

MISCELLANEOUS

Rick Burkholder
Vice President of Sports Medicine and Performance

Ryan Reynolds
Head Strength & Conditioning/Director of Sports Science

Greg Carbin
Assistant Strength and Conditioning

Nick Cassetta
Assistant Strength and Conditioning

Spencer Reid
Assistant Strength and Conditioning

Mike Frazier
Statistical Analysis Coordinator

Dylan Street
Assistant to the Head Coach

CHIEFS 2025 SCHEDULE

PRESEASON SCHEDULE

Date	Opponent	Time	Result
Saturday, Aug. 9	at Arizona Cardinals	7:00 p.m.	L, 17-20
Friday, Aug. 15	at Seattle Seahawks	9:00 p.m.	L, 16-33
Friday, Aug. 22	**Chicago Bears**	**7:20 p.m.**	**L, 27-29**

REGULAR SEASON SCHEDULE

Date	Opponent	Time	Result
Friday, Sept. 5	at L.A. Chargers (Brazil)	7:00 p.m.	L, 21-27
Sunday, Sept. 14	**Philadelphia Eagles**	**3:25 p.m.**	**L, 17-20**
Sunday, Sept. 21	at New York Giants	7:20 p.m.	W, 22-9
Sunday, Sept. 28	**Baltimore Ravens**	**3:25 p.m.**	**W, 37-20**
Monday, Oct. 6	at Jacksonville Jaguars	7:15 p.m.	L, 28-31
Sunday, Oct. 12	**Detroit Lions**	**7:20 p.m.**	**W, 30-17**
Sunday, Oct. 19	**Las Vegas Raiders**	**12:00 p.m.**	**W, 31-0**
Monday, Oct. 27	**Washington Commanders**	**7:15 p.m.**	**W, 28-7**
Sunday, Nov. 2	at Buffalo Bills	3:25 p.m.	L, 21-28
Sunday, Nov. 9	**BYE WEEK**	**- - - - - -**	**- - - - - -**
Sunday, Nov. 16	at Denver Broncos	3:25 p.m.	L, 19-22
Sunday, Nov. 23	**Indianapolis Colts**	**12:00 p.m.**	**W, 23-20**
Thursday, Nov. 27	at Dallas Cowboys	3:30 p.m.	**L, 31-28**
Sunday, Dec. 7	**Houston Texans**	**7:20 p.m.**	**L, 20-10**
Sunday, Dec. 14	**L.A. Chargers**	**12:00 p.m.**	**CBS**
Sunday, Dec. 21	at Tennessee Titans	12:00 p.m.	CBS
Thursday, Dec. 25	**Denver Broncos**	**7:15 p.m.**	PRIME VIDEO
TBD	at Las Vegas Raiders	TBD	TBD

All times CT

CHIEFS ALL-TIME VS. AFC WEST OPPONENTS

OVERALL (REG. SEASON)

Team	Record	Pct.	Longest Win Streak
Denver	73-57-0	.562	16 (2015-2023)
LA Chargers	71-58-1	.550	9 (2014-2018)
Las Vegas	74-54-2	.577	9 (2003-2007)

AT HOME (REG. SEASON)

Team	Record	Pct.	Longest Win Streak
Denver	45-20-0	.692	14 (1960-1973)
LA Chargers	39-26-0	.600	7 (1997-2003)
Las Vegas	39-26-1	.599	10 (1989-1998)

ON THE ROAD (REG. SEASON)

Team	Record	Pct.	Longest Win Streak
Denver	28-38-0	.424	8 (2015-2022)
LA Chargers	32-32-1	.500	11 (2014-2024)
Las Vegas	36-29-1	.553	7 (2003-2009, 2018-Current)

2025 AFC WEST STANDINGS

Team	W	L	Pct.	PF	PA	Streak
Denver Broncos	11	2	.846	308	235	Won 10
Los Angeles Chargers	9	4	.692	299	271	Won 2
Kansas City Chiefs	**6**	**7**	**.462**	**315**	**252**	**Lost 2**
Las Vegas Raiders	2	11	.154	196	332	Lost 7

CHIEFS 2024 SCHEDULE

PRESEASON SCHEDULE

Date	Opponent	Time	Result
Saturday, Aug. 10	at Jacksonville Jaguars	6:00 p.m.	L, 13-26
Saturday, Aug. 17	**Detroit Lions**	**3:00 p.m.**	**L, 23-24**
Thursday, Aug. 22	**Chicago Bears**	**7:20 p.m.**	**L, 21-34**

REGULAR SEASON SCHEDULE

Date	Opponent	Time	Result
Thursday, Sept. 5	**Baltimore Ravens**	**7:20 p.m.**	**W, 27-20**
Sunday, Sept. 15	**Cincinnati Bengals**	**3:25 p.m.**	**W, 26-25**
Sunday, Sept. 22	at Atlanta Falcons	7:20 p.m.	W, 22-17
Sunday, Sept. 29	at Los Angeles Chargers	3:25 p.m.	W, 17-10
Monday, Oct. 7	**New Orleans Saints**	**7:15 p.m.**	**W, 26-13**
Sunday, Oct. 13	**BYE WEEK**	**- - - - - -**	**- - - - - -**
Sunday, Oct. 20	at San Francisco 49ers	3:25 p.m.	W, 28-18
Sunday, Oct. 27	at Las Vegas Raiders	3:25 p.m.	W, 27-20
Monday, Nov. 4	**Tampa Bay Buccaneers**	**7:15 p.m.**	**W, 30-24** (OT)
Sunday, Nov. 10	**Denver Broncos**	**12:00 p.m.**	**W, 16-14**
Sunday, Nov. 17	at Buffalo Bills	3:25 p.m.	L, 21-30
Sunday, Nov. 24	at Carolina Panthers	12:00 p.m.	W, 30-27
Friday, Nov. 29	**Las Vegas Raiders**	**2:00 p.m.**	**W, 19-17**
Sunday, Dec. 8	**Los Angeles Chargers**	**7:20 p.m.**	**W, 19-17**
Sunday, Dec. 15	at Cleveland Browns	12:00 p.m.	W, 21-7
Saturday, Dec. 21	**Houston Texans**	**12:00 p.m.**	**W, 27-19**
Wednesday, Dec. 25	at Pittsburgh Steelers	12:00 p.m.	W, 29-10
Sunday, Jan. 5	at Denver Broncos	3:25 p.m.	L, 0-38
Saturday, Jan. 18	**Houston Texans (DIV)**	**3:30 p.m.**	**W, 23-14**
Sunday, Jan. 26	**Buffalo Bills (AFC)**	**5:30 p.m.**	**W, 32-29**
Sunday, Feb. 9	**Philadelphia Eagles (SB)**	**5:30 p.m.**	**L, 40-22**

All times CT

2025 CHIEFS OFFENSIVE RANKINGS

Category	NFL Rank	Value
10-Play Drives	T-3rd	29 drives
1st Down Efficiency	4th	52.7%
1st Down Yardage Chart	6th	6.15 yards
3 & Out Drives Pct.	8th	16.5%
3rd-and-Short Conversion Pct.	8th	63.1%
4th Down Conversion Pct.	2nd	75.9%
4th-and-1 Conversion Pct.	4th	81.3%
4th-and-Long Conversion Pct.	T-1st	100.0%
4th-and-Short Conversion Pct.	4th	82.6%
Avg. Margin of Victory	T-4th	16.33 points
Avg. Length of Scoring Drives	2nd	9.31 plays
Avg. Yards To Go on 2nd Down	10th	7.54 yards
5 Minute Drives	T-4th	25 drives
Points on 1st Off. Possession - 2nd Half	3rd	48 points
Completions of 20+ Yards	6th	46 completions
Total First Downs	3rd	291 first downs
Fumbles Lost	1st	1 fumbles lost
Giveaway Points Allowed	T-8th	31 points
Giveaway Totals	T-6th	11 giveaways
Goal to Go Drives	4th	28 drives
Inside the 30 Scoring Pct.	8th	54.8%
Pct. of Kickoff Returns of 20+ Yards	T-9th	88.9%
Net Passing Yards	4th	248.2 yards
Offensive Points Scored	9th	315 points
Offensive Scoring Efficiency	6th	45.7%
Opp. Takeaway Scoring Breakdown	T-6th	11 takeaways
Overall Yardage	7th	367.1 YPG
Passing 1st downs	5th	165 first downs
Air Yards vs. YAC	1st	1,799 yards
Plays of 10+ Yards	3rd	178 plays
Plays of 20+ Yards	9th	49 plays
Plays of 20+ Yards (past 8 games)	T-9th	31 plays
Quick Turnover Drives Pct.	8th	3.1%
Win Pct. with 100-yard Rusher	T-1st	100.0%
Red Zone Drives	3rd	52 drives
Red Zone Scoring Pct.	10th	61.5%
Red Zone Successful Play Pct.	6th	52.8%
Rushes for Negative Yards	1st	15 rushes
Rushing Plays of 10+ Yards	10th	38 plays
Pct. of Rushing for 4+ Yards	7th	48.3%
Pct. of Rushing for 4+ Yards - 1st Down	7th	51.6%
Scoring Differential	10th	63 points
Scoring By Down	T-7th	36 touchdowns
Pct. of Successful Plays	7th	52.3%
Time of Possession	6th	31:38 minutes
Touchdown Drives	8th	36 drives
Two-Point Conversion Success Pct.	T-10th	66.7%
Yards Per Game	7th	367.1 yards
Yards by Down	9th	5.58 yards
Yards per Play	9th	5.58 yards
Yards per Play in Red Zone	5th	3.23 yards

2025 CHIEFS DEFENSIVE RANKINGS

Category	NFL Rank	Value
Avg. Margin of Defeat	6th	5.00 points
Avg. Opp Starting Pos. After Kickoff	10th	29.7 yard line
5 Minute Drives Allowed	T-5th	16 drives
Blitzing Pass Situations QBR	9th	85.58 QBR
Opp. Points on First Poss. - 2nd Half	8th	23 points
Opp. Possessions	3rd	126 possessions
Goal to Go Takeaways	T-7th	1 takeaway
Miscellaneous Touchdowns Allowed	T-8th	1 touchdown
Offensive Points Allowed	T-6th	245 points
Opp. Avg. Starting Field Position	9th	29.5 yard line
Opp. Avg. Starting Field Position - Away	4th	28.0 yard line
Opp. Scoring by Down	T-6th	26 touchdowns
Opp. 2nd Down Conversion Pct.	3rd	27.5%
Opp. 3rd and 4th-and-1 Conversion Pct.	9th	63.0%
Opp. 3rd-and-Medium Conversion Pct.	9th	37.0%
Opp. 4th-and-1 Conversion Pct.	T-2nd	33.3%
Opp. 4th-and-Long Conversions	T-1st	0.0%
Opp. 4th-and-Short Conversions	1st	25.0%
Opp. Red Zone Scoring Pct.	10th	53.8%
Opp. Rushing Plays of 10+ Yards	T-7th	29 plays
Opp. Rushing Plays of 20+ Yards	T-4th	4 plays
Opp. Rushing for 4+ Yards - 1st Down	6th	43.6%
Opp Points Outside the Red Zone	4th	53 points
Opp. 10-Play Drives	T-5th	18 drives
Opp. 1st and Goal from <= 5 Yds	4th	8 drives
Opp. 4th Down Conversion Pct.	1st	27.8%
Opp. Total First Downs	3rd	217 first downs
Opp. Goal to Go Drives	T-5th	17 drives
Opp. Kickoff Touchback Pct.	1st	6.9%
Opp. Passing on Attempts 21+ Air Yds.	5th	57.1 QBR
Opp. Plays of 10+ Yards	T-3rd	132 plays
Opp. Plays of 20+ Yards	T-8th	40 plays
Opp. Quick Strike Drives - <4 Plays	T-7th	14 points
Opp. Red Zone Drives	T-8th	39 drives
Opp. Avg. Rushing Yards per Game	7th	99.5 yards
Opp. Scoring Efficiency	9th	37.3%
Opp. Time of Possession	6th	28:22 minutes
Opp. Touchdown Drives	T-6th	26 drives
Opp. Yards per Game	9th	303.7 yards
Opp. Passer Rating on 2nd Down	8th	83.5 QBR
Passing 1st Downs Allowed	6th	121 first downs
Opp. Points on Poss. After Turnover	T-5th	24 points
Opp. Drives Starting Inside Opps. 20	T-8th	31 drives
Opp. Drives Starting Inside 50	T-3rd	8 drives
Total Points Allowed	7th	252 points
Total Points Allowed (past 8 games)	T-5th	145 points
Two-Minute Defense - Points Allowed	T-7th	10 points

2025 KANSAS CITY CHIEFS DRAFT CLASS

The Chiefs selected seven players in the 2025 NFL Draft. All seven draft picks are still on the active roster or injured reserve.

T Josh Simmons was taken in the first round by the Chiefs with the No. 32 overall pick. Simmons played two seasons at Ohio State (2023-24) and missed the 2024 season due to injury after playing in six games. Simmons saw action in 19 games and started all 13 for the Buckeyes in 2023. Simmons started 31 consecutive games (including his time at San Diego State). Simmons was a 2024 honorable All-Big Ten Conference. He spent two seasons at San Diego State (2021-22). He appeared in eight games (eight starts) in 2025 before heading to injured reserve with a wrist injury.

DT Omarr Norman-Lott was selected by the Kansas City Chiefs in the second round with the 63rd pick overall. Norman-Lott played two seasons at Tennessee (2023-24). He finished his career with 44 tackles, 10 tackles for loss, 9.5 sacks and one fumble recovery. Norman-Lott played three seasons at Arizona State (2020-22) before transferring to Tennessee. He appeared in 21 games (three starts) totaling 44 tackles. During his collegiate career he played in 47 games (21 at ASU, 26 at UT) and tallied 89 total tackles and 17 TFL. Norman-Lott was invited to the 2025 Reese's Senior Bowl. He appeared in five contest (one start), recording five tackles (four solo), one tackle for loss, 1.0 sack and quarterback hit before heading to injured reserve with a knee injury.

DE Ashton Gillotte was the first of two third-round picks by the Chiefs. Kansas City used their 66th pick on Gillotte. Gillotte spent four seasons at Louisville (2021-24), appearing in 51 games and recorded 131 tackles (73 solo), 40.5 tackles for loss, 20 quarterback hits, 26.5 sacks, four forced fumbles, three fumble recoveries and one pass defensed. He was a three-time All-ACC Academic selection (2022-24) and a first-team All-ACC (2023). He has played in 13 games (one start), recording 23 tackles (11 solo), five quarterback hits, two tackles for loss and 1.0 sacks in 2025.

DB Nohl Williams was the second of the two third-round picks by Kansas City. Williams was selected with pick No. 85. He spent two seasons at Cal (2023-24) where he registered 52 tackles (33 solo), seven interceptions, nine passes defensed, one tackle for loss and one forced fumble in 2024; his seven interceptions led the country. Willliams was a consensus All-American, a Chuck Bednarik semifinalist and a Jim Thorpe award semifinalist. Williams also spent three seasons at UNLV (2020-22) and played in 26 games (24 starts). Recording 98 tackles, one tackle for loss, five interceptions, 10 passes defensed, one forced fumble and two fumble recoveries. He earned honorable mention All-Mountain West Conference honors and was a second-team All-MWC pick of Mountain Wire. Williams has appeared in 13 contests (one start) in 2025, recording 18 tackles (seven solo), five passes defensed and 10 special teams tackles (seven solo).

WR Jalen Royals was selected by Kansas City in the fourth-round with the 133rd overall pick. Royals spent three seasons at Utah State (2022-24). While at Utah State, he appeared in 32 games (21 starts) and recorded 126 catches for 1,914 receiving yards and 21 touchdowns. His 21 receiving touchdowns rank third all-time in school history. Prior to joining Utah State he spent one season at Georgia Military College (2021). He was second-team All-Mountain West (2024), College Football Network third-team All-American (2023), first-team All-Mountain West (2023) and Academic All-Mountain West (2022). Royals has played in four games in 2025, recording one kickoff return for 30 yards.

LB Jeffrey Bassa was selected by the Chiefs in the fifth-round with the 156th overall pick. He spent four seasons at Oregon (2021-24) and played in 55 games (42 starts) and recorded 235 tackles (125 solo), 13 tackles for loss, 4.5 sacks, 18 quarterback hits, three interceptions, four passes defensed, two forced fumbles and one defensive touchdown. Bassa is an All-Big Ten honorable mention (2024), Coaches All-Pac-12 second-team (2023), Associated Press All-Pac-12 second-team (2023) and the Vrbo Liberty Bowl Defensive MVP (2023). He has played in 13 games in 2025, recording three tackles (one solo), one forced fumble and seven special teams tackles (four solo).

RB Brashard Smith was selected by Kansas City with the 228th overall pick. In his one season at SMU (2024) he appeared in 14 games (10 starts) and recorded 1,329 yards and 14 touchdowns on 234 carries, and added 327 receiving yards and four touchdowns on 39 catches and set the single-season program record for all-purpose yards with (1,977). Smith also spent three seasons at Miami (Fla.) (2021-23), appearing in 36 games and tallied 177 yards and one touchdown on 18 carries while adding 69 receptions for 770 yards and four touchdowns and finished with 1,946 all-purpose yards. Smith was an All-ACC first-team (2024), AP All-ACC first-team (2024), and an All-ACC second-team by Phil Steele (2024). He was also selected to play in the Reese's Senior Bowl in 2024. Smith has appeared in 13 games in 2025, recording 255 scrimmage yards (94 rushing yards and 161 receving) and returning 15 kicks for 405 yards.

CHIEFS HALL OF FAME INDUCTEE - BILL MAAS

Bill Maas spent nine years of his 10-year career in Kansas City (1984-92), appearing in 116 games (111 starts), which is the most by any nose tackle in franchise history. He helped the Chiefs clinch the playoffs in 1986, 1990, 1991 and 1992. Maas was named to the PFW/PFWA All-Rookie Team and was selected as the Defensive Rookie of the Year in 1984 after recording 43 tackles (29 solo), 5.0 sacks and four passes defensed.The two-time NFL Pro Bowler (1986-87) tallied 409 tackles (261 solo), 40.0 sacks, 13 passes defensed and eight fumble recoveries throughout his career, including the one season that he played in Green Bay (1993).

Maas continues to make an impact on Chiefs Kingdom. He has been an active member of the Kansas City Ambassadors since 1999 and has since then developed partnerships with Big Brother Big Sisters of Greater Kansas City, The Police Athletic League (PAL) of Kansas City, Missouri, and Camp Quality. Maas continues to serve both the organization and the Kansas City community through his involvement with multiple charitable organizations.

"My family and I are excited to welcome Bill Maas as the newest member of the Chiefs Hall of Fame," Chiefs Chairman and CEO Clark Hunt said. "Bill was a first-round draft pick who immediately made an impact, earning Defensive Rookie of the Year honors and a spot on the NFL All-Rookie Team during his first season. Over the next nine years, Bill helped lead the Chiefs defense to four playoff berths and started more games at nose tackle than any player in Chiefs history. He has remained connected to the game and to the Kansas City community through his time as a broadcaster and as a KC Ambassador, and we are thrilled to be able to honor him at GEHA Field at Arrowhead Stadium this fall."

NEW TO THE KINGDOM

Since the beginning of 2025, the Kansas City Chiefs signed a number of veteran players to bolster the roster.

Pos.	Name	Last Team	How Acquired
QB	Gardner Minshew	Las Vegas Raiders	FA-25
RB	Elijah Mitchell	San Francisco 49ers	FA-25
OL	Jaylon Moore	San Francisco 49ers	FA-25
DT	Jerry Tillery	Minnesota Vikings	FA-25
NT	Mike Pennel	Cincinnati Bengals	FA-25

HEAD COACH ANDY REID NOTES

REID'S CAREER HIGHLIGHTS

• Head Coach Andy Reid holds a career record of 279-153-1 in the regular season, as well as a 28-17 postseason record. Reid's 307 combined wins rank fourth-most in NFL history and first among active coaches in regular season and postseason wins. He has defeated all 32 NFL teams as a head coach. His 149 regular season wins in his first 13 seasons with KC are more than any other head coach in franchise history (209 games). Reid owns a .645 regular season winning percentage and a .643 career winning percentage.

• The Chiefs have won nine-straight AFC West titles (2016-24) for the first time in franchise history. Kansas City earned the No. 1 seed in the AFC in the 2018 season and defeated the Colts to advance to the AFC Championship. In 2019, as the No. 2 seed, the Chiefs defeated the Texans, 51-31 to advance and host the AFC title game for the second year in a row and for the first time in franchise history. KC defeated the Titans to advance to Super Bowl LIV. The Chiefs defeated the 49ers in Super Bowl LIV for Reid's first Super Bowl victory as a head coach and KC's first SB victory in 50 years. In 2020 KC earned the number one seed, finishing with a franchise-best 14-2 record. In 2021, the Chiefs advanced to the AFC Championship Game, with Reid becoming the first to coach in four-straight home AFC Championship Games. In 2022, KC finished the regular season 14-3, earning the No. 1 seed. KC defeated the Jacksonville Jaguars, 27-20 to advance and host an NFL record of five straight AFC Championship Games. The Chiefs defeated the Bengals, 23-20 to advance to Super Bowl LVII where they defeated the Philadelphia Eagles, 38-35. In 2023, after the Chiefs finished 11-6 in the regular season, KC beat the Miami Dolphins 26-7 at home in the Wild Card Round Game. The Chiefs went on to win consecutive road games in Buffalo (Divisional Round Game, 27-24), and Baltimore (AFC Championship, 17-10) and advanced to their fourth Super bowl in five years where they beat the San Francisco 49ers in OT, 25-22. In 2024, the Chiefs clinched their 11th playoff berth under Head Coach Andy Reid while also securing another AFC West title and the No. 1 seed in the AFC. After beating the Texans in the AFC Divisional Round Game, 23-14, and the Bills in the AFC Championship, 32-29, the Chiefs advanced to their fifth Super Bowl in six years.

• A 12-4 record in 2016 earned KC the number two seed and a first-round bye in the playoffs. Reid guided Kansas City to its first playoff win in 22 years in 2015. The club finished 11-5 after a 1-5 start, the greatest turnaround in a single season in NFL history. The 2013 Chiefs, led by Head Coach Andy Reid, orchestrated the greatest single-season turnaround in franchise history after an 11-5 finish. In 2012, the team finished 2-14, a +9 turnaround in his first season with the club. During Reid's 14 seasons in Philadelphia, his teams made the postseason nine times, which ranked third in the NFL behind Indianapolis' 12 and New England's 10.

• Including his time as an assistant coach, Reid's teams have now made 25 playoff appearances, as well as eight Super Bowl appearances after playing in a combined eight NFC Championships and seven AFC Championships. He won Super Bowl XXXI as an assistant in Green Bay and Super Bowl LIV, Super Bowl LVII and Super Bowl LVIII as the head coach in Kansas City. Reid owns three NFC titles, five AFC titles and 18 division titles in his career dating back to his days as an assistant. He mentored Hall of Fame quarterback Brett Favre while with the Packers and QB Donovan McNabb with the Eagles.

REID VIA THE NFL DRAFT - HIS 1ST ROUND PICKS

Chiefs Head Coach Andy Reid has made 22 first-round selections as a head coach in the NFL.

Yr.	No. (Overall)	Selection (School)
1999	2	QB Donovan McNabb (Syracuse)
2000	6	DT Corey Simon (Florida State)
2001	25	WR Freddie Mitchell (UCLA)
2002	26	CB Lito Sheppard (Florida)
2003	15	DE Jerome McDougle (Miami)
2004	16	T Shawn Andrews (Arkansas)
2005	31	DT Mike Patterson (Southern California)
2006	14	DT Brodrick Bunkley (Florida State)
2007	--	No First-Round Selection
2008	--	No First-Round Selection
2009	19	WR Jeremy Maclin (Missouri)
2010	13	DE Brandon Graham (Michigan)
2011	21	G Danny Watkins (Baylor)
2012	12	DT Fletcher Cox (Mississippi State)
2013 (KC)	1	T Eric Fisher (Central Michigan)
2014	23	LB Dee Ford (Auburn)
2015	18	CB Marcus Peters (Washington)
2016	--	No First-Round Selection
2017	10	QB Patrick Mahomes (Texas Tech)
2018	--	No First-Round Selection
2019	--	No First-Round Selection
2020	32	RB Clyde Edwards-Helaire (LSU)
2021	--	No First-Round Selection
2022	21	Trent McDuffie (Washington)
2022	30	George Karlaftis (Purdue)
2023	31	Felix Anudike-Uzomah (Kansas State)
2024	28	Xavier Worthy (Texas)
2025	32	Josh Simmons (Ohio State)

ANDY REID'S HEAD COACHING RECORD

Year	Reg. Season	Pct.	Postseason	Overall	Result
1999	5-11	.313	0-0	5-11	5th in NFC East
2000	11-5	.688	1-1	12-6	2nd in NFC East; Reached Divisional Playoffs
2001	11-5	.688	2-1	13-6	1st in NFC East; Reached NFC Championship Game
2002	12-4	.750	1-1	13-5	1st in NFC East; Reached NFC Championship Game
2003	12-4	.750	1-1	13-5	1st in NFC East; Reached NFC Championship Game
2004	13-3	.813	2-1	15-4	1st in NFC East; Reached Super Bowl XXXIX
2005	6-10	.375	0-0	6-10	4th in NFC East
2006	10-6	.625	1-1	11-7	1st in NFC East; Reached Divisional Playoffs
2007	8-8	.500	0-0	8-8	4th in NFC East
2008	9-6-1	.594	2-1	11-7-1	2nd in NFC East; Reached NFC Championship Game
2009	11-5	.688	0-1	11-6	2nd in NFC East; Reached Wild Card Playoffs
2010	10-6	.625	0-1	10-7	1st in NFC East; Reached Wild Card Playoffs
2011	8-8	.500	0-0	8-8	2nd in NFC East
2012	4-12	.250	0-0	4-12	4th in NFC East
2013	11-5	.688	0-1	11-6	2nd in AFC West; Reached Wild Card Playoffs
2014	9-7	.563	0-0	9-7	2nd in AFC West
2015	11-5	.688	1-1	12-6	2nd in AFC West; Reached Divisional Playoffs
2016	12-4	.750	0-1	12-5	1st in AFC West; Reached Divisional Playoffs
2017	10-6	.625	0-1	10-7	1st in AFC West; Reached Wild Card Playoffs
2018	12-4	.750	1-1	13-5	1st in AFC West; Reached AFC Championship Game
2019	12-4	.750	3-0	15-4	1st in AFC West; Super Bowl LIV Champions
2020	14-2	.875	2-1	16-3	1st in AFC West; Reached Super Bowl LV
2021	12-5	.706	2-1	14-6	1st in AFC West; Reached AFC Championship Game
2022	14-3	.824	3-0	17-3	1st in AFC West; Super Bowl LVII Champions
2023	11-6	.647	4-0	15-6	1st in AFC West; Super Bowl LVIII Champions
2024	15-2	.882	2-1	17-3	1st in AFC West; Reached Super Bowl LIX
2025	6-7	.462	0-0	6-7	TBD
TOTALS	**279-153-1**	**.645**	**28-17**	**307-170-1**	**20 Playoff Berths, 15 Div. Titles, 1 NFC Title, 5 AFC Titles, 3 SBs**

REID AS A HEAD COACH VS. THE NFL

Below is Chiefs Head Coach Andy Reid's record against the NFL as a head coach. He is 279-153-1 in the regular season, as well as 28-17 in the post-season. Reid has 307 total career wins as a head coach.

Opponent	Reg. Season	Postseason	Total
vs. Denver Broncos	18-9	0-0	18-9
vs. Kansas City Chiefs	3-0	0-0	3-0
vs. Las Vegas Raiders	22-6	0-0	22-6
vs. Los Angeles Chargers	21-7	0-0	21-7
vs. AFC West	**64-22**	**0-0**	**64-22**
vs. Baltimore Ravens	8-2	1-0	9-2
vs. Cincinnati Bengals	4-5-1	1-1	5-6-1
vs. Cleveland Browns	9-0	1-0	10-0
vs. Pittsburgh Steelers	6-5	1-1	7-6
vs. AFC North	**27-12-1**	**4-2**	**31-14-1**
vs. Houston Texans	9-3	3-0	12-3
vs. Indianapolis Colts	3-6	1-1	4-7
vs. Jacksonville Jaguars	7-3	1-0	8-3
vs. Tennessee Titans	2-8	1-1	3-9
vs. AFC South	**21-20**	**6-2**	**27-22**
vs. Buffalo Bills	6-8	4-0	10-8
vs. Miami Dolphins	7-1	1-0	8-1
vs. New England Patriots	6-4	0-3	6-7
vs. New York Jets	7-1	0-0	7-1
vs. AFC East	**26-14**	**5-3**	**31-17**
vs. Dallas Cowboys	19-13	0-1	19-14
vs. New York Giants	18-14	2-1	20-15
vs. Washington Commanders	21-11	0-0	21-11
vs. Philadelphia Eagles	3-2	1-1	4-3
vs. NFC East	**61-40**	**3-3**	**64-43**
vs. Arizona Cardinals	7-7	0-1	7-8
vs. San Francisco 49ers	9-4	2-0	11-4
vs. Seattle Seahawks	5-4	0-0	5-4
vs. Los Angeles Rams	7-3	0-1	7-4
vs. NFC West	**28-18**	**2-2**	**30-20**
vs. Atlanta Falcons	9-3	2-0	11-3
vs. Carolina Panthers	7-2	0-1	7-3
vs. Tampa Bay Buccaneers	7-4	2-2	9-6
vs. New Orleans Saints	6-3	0-1	6-4
vs. NFC South	**29-12**	**4-4**	**33-16**
vs. Chicago Bears	7-5	1-0	8-5
vs. Detroit Lions	6-2	0-0	6-2
vs. Green Bay Packers	5-6	1-1	6-7
vs. Minnesota Vikings	5-2	2-0	7-2
vs. NFC North	**23-15**	**4-1**	**27-16**

MOST OVERALL WINS; ACTIVE NFL HEAD COACHES

Andy Reid is one of five active NFL head coaches with over 150 victories. He has 307 overall wins and is one of three active coaches with 10 or more postseason victories.

Rk.	Coach	Reg.	Post	Total
1.	**Andy Reid, KC/PHI**	**279**	**28**	**307**
2.	Mike Tomlin, PIT	190	8	198
3.	John Harbaugh, BAL	178	13	191
4.	Sean Payton, NO/DEN	181	9	189
5.	Pete Carroll, NYJ/NE/SEA/LV	172	11	183

Reid defeated the Tennessee Titans in 2013, giving him wins against all 32 NFL teams. He became only the seventh head coach in NFL history to accomplish that feat. Below is a look at all the coaches who have done it:

Bill Belichick (Not Active)
Tony Dungy (Retired)
Mike Shanahan (Retired)
Bill Parcells (Retired)
Andy Reid (KC)
John Fox (Retired)
Sean Payton (DEN)

HEAD COACHES ALL-TIME WINS CHART

Rk.	Head Coach	Win Total
1.	Don Shula	347
2.	Bill Belichick	333
3.	George Halas	324
4.	**Andy Reid**	**307**
5.	Tom Landry	270
6.	Curly Lambeau	229
7.	Chuck Noll	209
8.	Marty Schottenheimer	205
9.	Dan Reeves	201
10.	**Mike Tomlin**	**198**

- Playoffs Included
** Bold Denotes Active NFL Coaches*

THE BEST IN CHIEFS HISTORY

In his 13th season as head coach in Kansas City, Andy Reid is the club's second-longest tenured head coach trailing only Pro Football Hall of Fame Coach Hank Stram (15 years). Reid's .713 regular season win percentage is the top mark in franchise history. In Reid's 209 regular season games with the Chiefs, he has registered a 79-26 (75.2%) record as the home team and a 70-34 (67.3%) record as the road team.

HIGHEST REGULAR SEASON WIN PERCENTAGE

Name	Career Rec.	Pct.	Years
1. Reid	**149-60-0**	**.713**	**2013-Present**
2. Schottenheimer	101-58-1	.634	1989-98
3. Stram	124-76-10	.614	1960-74
4. Vermeil	44-36-0	.550	2001-05

Amongst active NFL head coaches with their current team, Reid is the third-longest tenured coach. Amongst those three, Reid's 71.3% regular season win percentage with the Chiefs puts him at first among the longest-tenured coaches besting PIT's Mike Tomlin (62.6%) and ahead of BAL's John Harbaugh (61.6%). Reid - who is the all-time winningest head coach in Philadelphia Eagles and Kansas City Chiefs history - is the only coach to have the most all-time wins for two different NFL franchises.

LONGEST TENURED ACTIVE COACHES REG. SEASON WIN PCT.

	Name.	Pct.	Years
1.	**Andy Reid**	**71.3%**	**13 - KC**
2.	Mike Tomlin	62.6%	19 - PIT
3.	John Harbaugh	61.6%	18 - BAL
4.	Sean McVay	62.1%	9 - LAR
5.	Kyle Shanahan	54.5%	9 - SF

CHIEFS GENERAL MANAGER BRETT VEACH

QUICK FACTS ON CHIEFS GM BRETT VEACH

• Brett Veach was named the seventh general manager in Kansas City Chiefs history on July 10, 2017. The 2025 season marks Veach's ninth season as an NFL general manager and his 19th year in the National Football League. Prior to being elevated, he previously served as the Chiefs Co-Director of Player Personnel.

• In his nine seasons as the GM, Veach has helped the team earn Super Bowl victories in Super Bowls LIV, LVII and LVIII, five AFC Championships and nine straight AFC West titles (2016-24), as well as the number one seed in the AFC in 2018, 2020, 2022 ,and 2024 and the number two seed in 2019 and 2021. The Chiefs defeated the Colts, to advance to the AFC title game in 2018. KC defeated the Texans, to advance and host the AFC title game for the second year in a row in 2019. The Chiefs defeated the Titans to advance to Super Bowl LIV, then advancing to back-to-back Super Bowls for the first time in franchise history (2019-20). In the 2021 AFC Divisional Round, KC defeated the Buffalo Bills to advance to the AFC Championship Game. In 2022, KC defeated the Jaguars to advance to the AFC title game, making them the host for five-straight AFC Championship Games (2018-22). The Chiefs defeated the Bengals, 23-20 to advance to Super Bowl LVII beating the Eagles 38-35, making it their third Super Bowl appearance in four years. In 2023, KC defeated the Dolphins in the Wild Card Round where they advanced and beat the Bills in the Divisonal Round. In the AFC Championship, KC defeated the Ravens 17-10 and advanced to Super Bowl LVIII, their second back-to-back SB trip, where they defeated the San Francisco 49ers in OT, 25-22. In 2024, the Kansas City Chiefs clinched another playoff berth, AFC West title and the No. 1 seed in the AFC. After beating the Texans in the AFC Divisional Round Game, 23-14, and the Bills in the AFC Championship, 32-29, the Chiefs advanced to their fifth Super Bowl in six years.

• He is in his 13th season with the Chiefs after originally joining the club in 2013. He was promoted to Co-Director of Player Personnel prior to the 2015 season after serving two seasons as the club's Pro and College Personnel Analyst (2013-14).

• The Mount Carmel, Pennsylvania, native served as a Southeast Regional Scout for the Philadelphia Eagles (2011-12) after originally joining Philadelphia's Player Personnel Department as a Pro and College Scout in 2010. Prior to entering the scouting department, Veach was the Assistant to Head Coach Andy Reid for three seasons in Philadelphia (2007-09).

• Before joining the Eagles, Veach was the Supervisor of Intercollegiate Athletic Events at his alma mater, the University of Delaware (2005-06). He was a four-year letterman as a wide receiver for the Blue Hens. He left Delaware as the school's all-time leader in kickoff return yards with 1,558 yards. He was a standout running back for Mount Carmel High School. Wife - Alison; Children - twin sons, Elijah and Wylan, and a daughter, Ella.

VEACH IN THE NFL DRAFT AS PERSONNEL MAN

Since entering the NFL, Chiefs GM Brett Veach has been a part of personnel staffs that have drafted the below first-round picks.

Yr.	No. (Overall)	Selection (School)
2007 (PHI)	--	No First-Round Selection
2008	--	No First-Round Selection
2009	19	WR Jeremy Maclin (Missouri)
2010	13	DE Brandon Graham (Michigan)
2011	21	G Danny Watkins (Baylor)
2012	12	DT Fletcher Cox (Mississippi State)
2013 (KC)	1	T Eric Fisher (Central Michigan)
2014	23	LB Dee Ford (Auburn)
2015	18	CB Marcus Peters (Washington)
2016	--	No First-Round Selection
2017	10	QB Patrick Mahomes (Texas Tech)
2018	--	No First-Round Selection
2019	--	No First-Round Selection
2020	32	RB Clyde Edwards-Helaire (LSU)
2021	--	No First-Round Selection
2022	21	Trent McDuffie (Washington)
2022	30	George Karlaftis (Purdue)
2023	31	Felix Anudike-Uzomah (Kansas State)
2024	28	Xavier Worthy (Texas)
2025	32	Josh Simmons (Ohio State)

NOTABLE TRANSACTIONS

During his time as GM, Veach has made significant moves not via the draft that have contributed to KC's success.

Name	Date	How Acquired
K Harrison Butker	9/26/17	FA - 17
T Andrew Wylie	12/29/17	FA - 17
WR Sammy Watkins	3/14/18	FA - 18
LB Anthony Hitchens	3/15/18	FA - 18
CB Charvarius Ward	8/31/18	T - 18 (DAL)
S Tyrann Mathieu	3/14/19	FA - 19
DE Frank Clark	4/24/19	T - 19 (SEA)
DE Terrell Suggs	12/16/19	W - 19 (ARI)
G Joe Thuney	3/17/21	FA - 21
T Orlando Brown	4/23/21	T - 21 (BAL)
LB/DE Melvin Ingram	11/2/21	T - 21 (PIT)
WR JuJu Smith-Schuster	3/21/22	FA - 22
WR Marquez Valdes-Scantling	3/24/22	FA - 22
S Justin Reid	3/17/22	FA - 22
DE/OLB Carlos Dunlap	7/28/22	FA - 22
WR Kadarius Toney	10/27/22	T - 22 (NYG)
T Jawaan Taylor	3/16/23	FA - 23
T Donovan Smith	5/4/23	FA - 23
WR Mecole Hardman	10/18/23	T - 23 (NYJ)
RB Kareem Hunt	9/24/24	FA-24
WR DeAndre Hopkins	10/24/24	T - 24 (TEN)

VEACH'S NFL RECORD

Year	Reg. Season	Pct.	Playoffs	Overall	Result
2007	8-8	.500	0-0	8-8	4th in NFC East
2008	9-6-1	.594	2-1	11-7-1	2nd in NFC East; Reached NFC Championship Game
2009	11-5	.688	0-1	11-6	2nd in NFC East; Reached Wild Card Playoffs
2010	10-6	.625	0-1	10-7	1st in NFC East; Reached Wild Card Playoffs
2011	8-8	.500	0-0	8-8	2nd in NFC East
2012	4-12	.250	0-0	4-12	4th in NFC East
2013	11-5	.688	0-1	11-6	2nd in AFC West; Reached Wild Card Playoffs
2014	9-7	.563	0-0	9-7	2nd in AFC West
2015	11-5	.688	1-1	12-6	2nd in AFC West;Reached Divisional Playoffs
2016	12-4	.750	0-1	12-5	1st in AFC West; Reached Divisional Playoffs
2017	10-6	.625	0-1	10-7	1st in AFC West; Reached Wild Card Playoffs
2018	12-4	.750	1-1	13-5	1st in AFC West; Reached AFC Championship Game
2019	12-4	.750	3-0	15-4	1st in AFC West; Super Bowl LIV Champions
2020	14-2	.875	2-1	16-3	1st in AFC West; Reached Super Bowl LV
2021	12-5	.706	2-1	14-6	1st in AFC West; Reached AFC Championship Game
2022	14-3	.824	3-0	17-3	1st in AFC West; Super Bowl LVII Champions
2023	11-6	.647	4-0	15-6	1st in AFC West; Super Bowl LVIII Champions
2024	15-2	.882	2-1	17-3	1st in AFC West; Reached Super Bowl LIX
2025	6-7	.462	0-0	6-7	TBD
TOTALS	**199-105-1**	**.654**	**20-11**	**219-116-1**	**14 Playoff Appearances, 10 Div. Titles, 5 AFC Titles, 3 SBs**

CHIEFS CHAIRMAN AND CEO CLARK HUNT

QUICK FACTS ON CHIEFS CHAIRMAN & CEO CLARK HUNT

• Clark Hunt has been the driving force behind the resurgence of the Chiefs, transforming the iconic franchise into one of the most successful teams in the NFL.

• Hunt has been Chairman of the Chiefs since 2005, and since taking over an expanded role as both Chairman and CEO in 2010, the Chiefs have earned 10 AFC West Division Championships, including nine-straight between 2016-24. Since 2010, the club has qualified for the playoffs 12 times and played in seven AFC Championship Games, hosting five-consecutive (2018-22), becoming the first team in NFL history to host five-straight conference title games.

• Hunt has hoisted the award that bears his father's name – the Lamar Hunt Trophy – five times in the past six seasons. In three of those years, the club took home the Lombardi Trophy as Super Bowl champions, winning Super Bowls LIV, LVII and LVIII. Over the six-year stretch, the club has qualified for back-to-back Super Bowls twice (2019 and 2020, 2022 and 2023), becoming just the second team this century to win back-to-back world championships and the fourth team to appear in three straight Super Bowls (LVII, LVIII and LIX). The Chiefs are one of just seven NFL franchises to own at least four Super Bowl titles (IV, LIV, LVII and LVIII).

• Hunt reorganized the leadership structure of the Chiefs in 2013 so that the head coach, the general manager and the team president would all report directly to the Chairman and CEO for the first time in team history. As part of the restructuring, Hunt hired Andy Reid as head coach in 2013, and in the 13 seasons since, the club has won 149 regular season games, which ranks first in the NFL over that time.

• In April of 2024, Hunt extended the contracts of Reid, General Manager Brett Veach and Team President Mark Donovan, ensuring the leadership of the club's football and business operations will remain in place for years to come.

• Hunt graduated first in his class at Southern Methodist University in 1987, earning a degree in business administration with a concentration in finance. He was a team captain and four-year letterman on the Mustangs' nationally ranked soccer team. He received the SMU Distinguished Alumni Award in 2020 for outstanding leadership in philanthropy, business, and civic life, and currently serves on the SMU Board of Trustees.

• Clark and his wife, Tavia, are actively involved in numerous philanthropic initiatives in both Kansas City and Dallas. The couple has three children - Gracie, Knobel and Ava.

HUNT'S LEADERSHIP AT THE NFL LEVEL

In addition to returning the franchise his father founded to national prominence, Clark Hunt is a leading voice among National Football League owners.

In 2019, Hunt was named Chairman of the NFL Finance Committee after serving as a member for seven years. In addition to the International and Finance committees, Hunt is also a current member of three other League committees: the NFL Personal Conduct Committee, the Management Council Executive Committee (CEC) and the Commissioner's Special Committee on Ownership Policy.

In 2006, still early in his role as Chairman of the Chiefs, Hunt served on the NFL's Commissioner Search Committee which recommended Roger Goodell as the successor to then-Commissioner Paul Tagliabue. Hunt was appointed to the NFL's Digital Media Committee in 2007 and served until it was restructured in 2019.

Beyond his service on various league committees, Hunt has served a key role in securing the ongoing labor peace between the National Football League and the NFL Players Association over the past decade. He was appointed by Goodell as one of 10 NFL owners to negotiate the NFL's new Collective Bargaining Agreement in 2011, and again in 2020, Hunt was an integral member of the NFL's negotiating team that helped deliver a new Collective Bargaining Agreement a full season ahead of the deadline.

CARRYING ON THE OFF-FIELD LEGACY

As the son of legendary American sports pioneer and Chiefs Founder Lamar Hunt, Clark Hunt has built upon his father's legacy by ensuring the Chiefs organization remains focused on its core mission: Honor Tradition, Unite Our Community, Win with Character and Inspire Our Fans.

This commitment included a $125 million contribution from the Hunt family as part of the $375 million renovation of GEHA Field at Arrowhead Stadium which was completed in 2010, as well as upgraded stadium technology, new seats, and additional stadium infrastructure measures. This commitment to the community extends beyond the field, with more than 50 pieces of art on display as part of the Arrowhead Art Collection, which combines two pieces of the cultural fabric of Kansas City – sports and the arts.

Hunt and his family steward a number of initiatives that were established under Lamar and have continued to grow over the years. The Chiefs Charity Game has raised more than $16 million dollars for multiple youth-focused charities since its inception in 1985. Over the past decade, the sale of Red Friday flags has raised more than $7.5 million to help Ronald McDonald House Charities of Kansas City continue its mission of keeping families close in times of sickness and need. The team's Kickoff Luncheon serves as a way to welcome the players and coaches back to Kansas City with fans and members of the business community. Finally, the Hunt Family Foundation, a 501(c)(3) nonprofit organization which was established in 1983 as the Chiefs Children's Fund, prioritizes youth-based charities, hunger relief, health and wellness, as well as children and families in crisis through philanthropy, programming and volunteerism.

HUNT'S NFL RECORD AS CHAIRMAN AND CEO

Year	Reg. Season	Pct.	Playoffs	Overall	Result
2010	10-6	.625	0-1	10-7	1st in AFC West; Reached Wild Card Playoffs
2011	7-9	.438	0-0	7-9	4th in AFC West
2012	2-14	.125	0-0	2-14	4th in AFC West
2013	11-5	.688	0-1	11-6	2nd in AFC West; Reached Wild Card Playoffs
2014	9-7	.563	0-0	9-7	2nd in AFC West
2015	11-5	.688	1-1	12-6	2nd in AFC West; Reached Divisional Playoffs
2016	12-4	.750	0-1	12-5	1st in AFC West; Reached Divisional Playoffs
2017	10-6	.625	0-1	10-7	1st in AFC West; Reached Wild Card Playoffs
2018	12-4	.750	1-1	13-5	1st in AFC West; Reached AFC Championship Game
2019	12-4	.750	3-0	15-4	1st in AFC West; Super Bowl LIV Champions
2020	14-2	.875	2-1	16-3	1st in AFC West; Reached Super Bowl LV
2021	12-5	.706	2-1	14-6	1st in AFC West; Reached AFC Championship Game
2022	14-3	.824	3-0	17-3	1st in AFC West; Super Bowl LVII Champions
2023	11-6	.647	4-0	15-6	1st in AFC West; Super Bowl LVIII Champions
2024	15-2	.882	2-1	17-3	1st in AFC West; Reached Super Bowl LIX
2025	6-7	.462	0-0	6-7	TBD
TOTALS	**168-89**	**.654**	**18-9**	**186-98**	**12 Playoff Appearances, 10 Div. Titles, 5 AFC Titles, 3 SBs**

CHIEFS QUARTERBACK PATRICK MAHOMES

MAHOMES CHIEFS ALL-TIME PASSING LEADER

Chiefs QB Patrick Mahomes surpassed PFHOF Len Dawson for the most passing yards in Chiefs history on Sept. 5, 2024 with a 23-yard pass to TE Travis Kelce. Mahomes now owns 35,750 passing yards, achieving this milestone in just 125 career starts.

MOST PASSING YARDS, CHIEFS

Rk.	Yards	Player	Years
1.	**35,750**	**Patrick Mahomes**	**2017-25**
2.	28,507	Len Dawson	1962-75
3.	21,459	Trent Green	2001-06
4.	17,608	Alex Smith	2013-17

MAHOMES STARTS HOT

Chiefs QB Patrick Mahomes earned the NFL's MVP award in 2018. His 50 TD passes in 2018 tied for the second-best mark in NFL history.

MOST TD PASSES SINGLE SEASON

Rk.	Name	Team	TDS	Year
1.	Peyton Manning	DEN	55	2013
2t.	**Patrick Mahomes**	**KC**	**50**	**2018**
	Tom Brady	NE	50	2007
4.	Peyton Manning	IND	49	2004

MAHOMES IN CHIEFS RECORD BOOK

Chiefs QB Patrick Mahomes has already cracked into the Chiefs record books with only 125 games under his belt. Below is a look at different categories where Mahomes has cemented his name in Chiefs history.

CHIEFS RECORD FOR MOST TD PASSES IN SINGLE GAME

Rk.	Name	TDs	Opp.	Date
1t.	**Patrick Mahomes**	**6**	**at PIT**	**Sept. 16, 2018**
	Patrick Mahomes	**6**	**at LAR**	**Nov. 19, 2018**
	Len Dawson	6	DEN	Nov. 1, 1964

CHIEFS RECORD FOR TD PASSES IN A SEASON

Rk.	Name	Year	Comp.	Yds.	TD
1.	**Patrick Mahomes**	**2018**	**66.0%**	**5,097**	**50**
2.	**Patrick Mahomes**	**2022**	**67.1%**	**5,250**	**41**
3.	**Patrick Mahomes**	**2020**	**66.3%**	**4,740**	**38**
4.	**Patrick Mahomes**	**2021**	**66.3%**	**4,839**	**37**

CHIEFS RECORD FOR HIGHEST PASSER RATING IN SINGLE GAME

Rk.	Name	Rtg.	Opp.	Date
1t.	Alex Smith	158.3	at OAK	Dec. 15, 2013
	Trent Green	158.3	at DET	Dec. 14, 2003
3.	Steve Bono	156.6	at SEA	Sept. 3, 1995
4.	**Patrick Mahomes**	**154.8**	**at PIT**	**Sept. 16, 2018**

MAHOMES AMONG 2018-25 PASSING LEADERS

2018-25 PASSING YARDS

Rk.	Name	Team	Yards
1.	**Patrick Mahomes**	**KC**	**35,466**
2.	Jared Goff	LAR/DET	33,499
3.	Josh Allen	BUF	29,517
4.	Matthew Stafford	DET/LAR	28,414
5.	Dak Prescott	DAL	27,083

2018-25 PASSING TOUCHDOWNS

Rk.	Name	Team	TDs
1.	**Patrick Mahomes**	**KC**	**267**
2.	Josh Allen	BUF	217
3.	Jared Goff	LAR/DET	215
4.	Aaron Rodgers	GB/NYJ/PIT	210
5.	Matthew Stafford	DET/LAR	196

2018-25 TOUCHDOWN-TO-INTERCEPTION DIFFERENTIAL

Rk.	Name	Team	TDs	INTs	Diff.
1.	**Patrick Mahomes**	**KC**	**267**	**83**	**+184**
2.	Aaron Rodgers	GB/NYJ/PIT	210	45	+167
3.	Russell Wilson	SEA/DEN/PIT/NYG	192	58	+134
4.	Jared Goff	LAR/DET	215	85	+130
5.	Lamar Jackson	BAL	182	54	+128

2018-25 PASSER RATING (MIN. 750 ATTEMPTS, ACTIVE)

Rk.	Name	Team	Rating
1.	Brock Purdy	SF	102.7
2.	Lamar Jackson	BAL	101.8
3.	**Patrick Mahomes**	**KC**	**101.2**
4.	Joe Burrow	CIN	100.8
5.	Aaron Rodgers	GB/NYJ/PIT	100.5

2018-25 COMPLETIONS PER GAME (MIN. 70 GAMES, ACTIVE)

Rk.	Name	Team	CMP/G
1.	Joe Burrow	CIN	24.9
2.	**Patrick Mahomes**	**KC**	**24.6**
3.	Dak Prescott	DAL	24.2
4.	Justin Herbert	LAC	24.2
5.	Jared Goff	LAR/DET	23.4

2018-25 TD PERCENTAGE (MIN. 750 ATTEMPTS, ACTIVE)

Rk.	Name	Team	TD %
1.	Lamar Jackson	BAL	6.4
2.	Brock Purdy	SF	5.9
3.	Russell Wilson	SEA/DEN/PIT/NYG	5.8
4.	**Patrick Mahomes**	**KC**	**5.8**
5.	Aaron Rodgers	GB/NYJ/PIT	5.7

2018-25 PASS PLAYS OF 25+ YARDS

Rk.	Name	Team	25+ Yard Comp.
1.	**Patrick Mahomes**	**KC**	**292**
2.	Jared Goff	LAR/DET	256
3.	Josh Allen	BUF	231
4.	Russell Wilson	SEA/DEN/PIT/NYG	227
5.	Aaron Rodgers	GB/NYJ/PIT	215

2018-25 PASSING FIRST DOWNS

Rk.	Name	Team	First Downs
1.	**Patrick Mahomes**	**KC**	**1,768**
2.	Jared Goff	LAR/DET	1,657
3.	Josh Allen	BUF	1,430
4.	Matthew Stafford	DET/LAR	1,394
5.	Dak Prescott	DAL	1,362

2018-25 REDZONE PASSING TDs

Rk.	Name	Team	RZ TDs
1.	**Patrick Mahomes**	**KC**	**193**
2.	Jared Goff	LAR/DET	148
3.	Josh Allen	BUF	145
4.	Aaron Rodgers	GB/NYJ/PIT	144
5.	Matthew Stafford	DET/LAR	141

BY THE NUMBERS - PATRICK MAHOMES VS. THE NFL - REGULAR SEASON

Chiefs QB Patrick Mahomes is in his ninth NFL season and eighth as the team's full-time signal-caller. In 125 career regular season starts, Mahomes has accumulated 35,750 career passing yards and 267 career passing TDs. Below are the regular season totals.

AFC West

Team	G	Att.	Comp.	Yds.	TD	Int.	Pct.	Rtg.
Broncos	15	544	361	4,047	21	12	66.4	92.1
Chargers	13	472	302	3,528	28	7	64.0	100.1
Chiefs	0	0	0	0	0	0	0	0
Raiders	15	563	373	4,427	36	5	66.3	107.7
Total	**43**	**1,579**	**1,036**	**12,002**	**85**	**24**	**65.6**	**100.0**

AFC East

Team	G	Att.	Comp.	Yds.	TD	Int.	Pct.	Rtg.
Bills	6	230	142	1,552	10	8	61.7	81.6
Dolphins	2	64	44	578	4	3	68.8	98.3
Jets	2	72	49	619	6	2	68.1	110.8
Patriots	4	142	95	1,176	9	5	66.9	98.8
Total	**14**	**508**	**330**	**3,925**	**29**	**18**	**65.0**	**92.7**

AFC North

Team	G	Att.	Comp.	Yds.	TD	Int.	Pct.	Rtg.
Bengals	5	155	109	1,236	10	3	70.3	107.4
Browns	3	106	69	871	8	1	65.1	111.8
Ravens	6	228	162	2,040	17	3	71.1	117.9
Steelers	3	96	75	904	12	0	78.1	145.5
Total	**16**	**585**	**415**	**5,051**	**47**	**7**	**70.9**	**119.0**

AFC South

Team	G	Att.	Comp.	Yds.	TD	Int.	Pct.	Rtg.
Colts	3	120	71	935	2	2	59.2	82.5
Jaguars	5	188	131	1,645	10	5	69.7	103.3
Texans	5	182	121	1,240	9	4	66.5	93.2
Titans	3	153	99	1,098	4	2	64.7	89.2
Total	**16**	**643**	**422**	**4,918**	**25**	**13**	**65.6**	**93.2**

AFC	G	Att.	Comp.	Yds.	TD	Int.	Pct.	Rtg.
Total	**90**	**3,315**	**2,203**	**25,896**	**186**	**62**	**66.5**	**100.9**

NFC East

Team	G	Att.	Comp.	Yds.	TD	Int.	Pct.	Rtg.
Cowboys	2	71	46	521	4	1	64.8	99.6
Eagles	3	102	64	642	8	3	62.7	94.5
Giants	2	85	51	499	2	1	60.0	79.5
Washington	2	81	57	696	5	4	70.4	96.5
Total	**9**	**339**	**218**	**2,358**	**19**	**9**	**64.3**	**92.3**

NFC North

Team	G	Att.	Comp.	Yds.	TD	Int.	Pct.	Rtg.
Bears	2	66	47	523	5	0	71.2	119.7
Lions	3	111	67	798	5	1	60.4	93.6
Packers	2	70	41	376	2	1	58.6	76.8
Vikings	1	41	31	281	2	0	75.6	109.9
Total	**8**	**288**	**186**	**1,978**	**14**	**2**	**64.6**	**97.8**

NFC South

Team	G	Att.	Comp.	Yds.	TD	Int.	Pct.	Rtg.
Buccaneers	3	130	94	1,002	9	1	72.3	114.3
Falcons	2	83	50	495	4	2	60.2	83.2
Panthers	2	82	57	641	7	0	69.5	121.0
Saints	2	86	54	585	3	1	62.8	92.0
Total	**9**	**381**	**255**	**2,723**	**23**	**4**	**66.9**	**103.4**

NFC West

Team	G	Att.	Comp.	Yds.	TD	Int.	Pct.	Rtg.
49ers	3	99	65	891	6	3	65.7	101.9
Cardinals	2	67	51	609	7	0	76.1	138.2
Rams	2	88	60	798	7	4	68.2	104.3
Seahawks	2	68	39	497	5	0	57.4	104.8
Total	**9**	**322**	**215**	**2,795**	**25**	**7**	**66.8**	**110.7**

NFC	G	Att.	Comp.	Yds.	TD	Int.	Pct.	Rtg.
Total	**35**	**1,330**	**874**	**9,854**	**81**	**22**	**65.7**	**101.1**

QUARTERBACK PATRICK MAHOMES - NFL MVP SEASON (2018)

In his first season as the team's starting QB, Patrick Mahomes left his mark in both NFL and Chiefs record books each week. Below is a list of milestones he reached throughout the 2018 season.

Week 1 at Los Angeles Chargers (W, 38-28)
- 15 of 27 (55.6%) for 256 yards, 4 TD, 127.5 QB rating.
- Earned AFC Offensive Player of the Week.

Week 2 at Pittsburgh Steelers (W, 42-37)
- 23 of 28 (82.1%) for 326 yards, 6 TD, 154.8 QB rating.
- Chiefs Record: 6 TD passes in a single game.
- Tied QB Len Dawson's record set in 1964.
- Chiefs Record: 10 TD passes in first 2 games of season.
- Passed QB Len Dawson's record of 7 TDs set in 1963.
- NFL Record: 10 TD passes in first 2 games of season.
- Passed QBs Peyton Manning (2013), Drew Brees. (2009) Charley Johnson (1965) who all had 9.
- Youngest player in NFL History to pass for 6 TDs.
- AFC Offensive Player of the Week.

Week 3 vs. San Francisco 49ers (W, 38-27)
- 24 of 38 (63.2%) for 314 yards, 3 TD, 115.5 QB rating.
- NFL Record: 13 TD passes through first 3 weeks of season.
- Passed QB Tom Brady's 12 TD mark set in 2013.

Week 4 at Denver Broncos (W, 27-23)
- 28 of 45 (62.2%) for 304 yards, 1 TD, 89.5 QB rating.
- Chiefs Record: 1,200 passing yards through Week 4.
- Passed Alex Smith's mark of 1,110 passing yards set in 2015.
- AFC Offensive Player of the Month.

Week 5 vs. Jacksonville Jaguars (W, 30-14)
- 22 of 38 (57.9%) for 313 yards, 0 TD, 62.7 QB rating.
- Chiefs Record: 1,513 passing yards through Week 5.
- Passed Alex Smith's mark of 1,391 passing yards set in 2015.

Week 6 at New England Patriots (L, 43-40)
- 23 of 36 (63.9%) 352 yards, 4 TD, 110.0 QB rating.
- Chiefs Record: 5 consecutive games with 300+ passing yards.
- Passed QBs Trent Green (2004) and Bill Kenney's. (1983) mark of four consecutive games of 300+ passing yards.
- Chiefs Record: 1,865 passing yards through Week 6.
- Passed Alex Smith's mark of 1,637 passing yards set in 2017.

Week 7 vs. Cincinnati Bengals (W, 45-10)
- 28 of 39 (71.8%) for 358 yards, 4 TD, 123.7 QB rating.
- NFL Record: 22 passing TDs through first 8 career games.
- Passed QB Kurt Warner's mark of 21 TDs (1998-99).
- Chiefs Record: 6 consecutive games with 300+ passing yards.
- Passed Trent Green's mark of 4 consecutive games (2004).
- Chiefs Record: 2,223 passing yards through Week 7.
- Passed Alex Smith's mark of 1,979 passing yards set in 2017.
- FedEx Air NFL Player of the Week.

Week 8 vs. Denver Broncos (W, 30-23)
- 24 of 34 (70.6%) for 303 yards, 4 TD, 125.0 QB rating.
- NFL Record: 26 TD through first 9 career games.
- Passed QB Kurt Warner's mark of 24 TDs (1998-99).
- NFL Record: 2,810 passing yards through first 9 career games.
- Passed Andrew Luck's mark of 2,631 passing yards (2012).
- Chiefs Record: 7 consecutive games with 300+ passing yards.
- Extends his franchise record.
- FedEx Air NFL Player of the Week.

Week 9 at Cleveland Browns (W, 37-21)
- 23 of 32 (71.9%) for 375 yards, 3 TD, 129.0 QB rating.
- NFL Record: 29 TD through first 10 career games.
- Passed QB Kurt Warner's mark of 24 TDs (1998-99).
- NFL Record: 3,185 passing yards through first 10 career games.
- Passed Andrew Luck's mark of 2,965 passing yards (2012).
- Chiefs Record: 8 consecutive games with 300+ passing yards.

Week 10 vs. Arizona Cardinals (W, 26-14)
- 21 of 28 (75.0%) for 249 yards, 2 TD, 125.4 QB rating.
- NFL Record: 31 TD through first 11 career games.
- Passed QB Kurt Warner's mark of 27 TDs (1998-99).
- NFL Record: 3,434 passing yards through first 11 career games.
- Passed QB Andrew Luck's mark of 3,205 passing yards (2012).
- Chiefs Record: 31 TD passes in single season.
- Passed QB L. Dawson's single-season record 30 TD passes (1964).

Week 11 at Los Angeles Rams (L, 54-51)
- 33 of 46 (71.7%) for 478 yards, 6 TD, 117.6 QB rating.
- Chiefs Record: 9 games in single season with 300+ passing yards.
- Passed QB Trent Green's mark of 8 games in 2004.
- Chiefs Record: 6 TD passes in single game.
- Tied his own franchise record set at Pittsburgh (9/16/18).
- Chiefs Record: 37 TD passes in single season.
- Extends franchise record.

Week 13 at Oakland Raiders (W, 40-33)
- 23 of 38 (60.5%) for 295 yards, 4 TD, 120.0 QB rating.
- NFL Record: Fastest player to 4,000 passing yds (4,207 in 13 games).
- Chiefs Record: 10 games of 100.0+ passer rating in single season.
- Tied QB Steve DeBerg's mark set in 1990.
- Chiefs Record: 41 TD passes in single season.
- Extends franchise record.

Week 14 vs. Baltimore Ravens (W, 27-24)
- 35 of 53 (66.0%) for 377 yards, 2 TD, 91.5 QB rating.
- Chiefs Record: 43 TD passes in single season.
- Extends franchise record.
- Chiefs Record: 10 games in a single season with 300+ passing yds.
- Extends franchise record.

Week 15 vs. Los Angeles Chargers (L, 29-28)
- 24 of 34 (70.6%) for 243 yards, 2 TD, 110.3 rating.
- Chiefs Record: 45 TD passes in single season.
- Extends franchise record.
- Chiefs Record: 11 games of 100.0+ passer rating in single season.
- Passed QB Steve DeBerg's mark of 10 set in 1990.

Week 16 at Seattle Seahawks (L, 38-31)
- 23 of 40 (57.5%) for 273 yards, 3 TD, 103.4 rating.
- Chiefs Record: 48 TD passes in single season.
- Extends franchise record.
- Chiefs Record: 12 games of 100.0+ passer rating in single season.
- Extends franchise record.
- Chiefs Record: 4,816 passing yards in single season.
- Passed QB Trent Green's mark of 4,591 yards set in 2004.
- NFL Record: 31 TDs in road games in single season.
- Passed QB Tom Brady's mark of 29 set in 2007.

Week 17 vs. Oakland Raiders (W, 35-3)
- 14 of 24 (58.3%) for 281 yards, 2 TD, 109.9 rating.
- Chiefs Record: 50 TD passes in single season.
- Extends franchise record.
- Chiefs Record: 13 games of 100.0+ passer rating in single season.
- Extends franchise record.
- Chiefs Record: 5,097 passing yards in single season.
- Extends franchise record.
- Chiefs Record: 383 passes completed in a single season.
- Passed QB Trent Green's mark of 369 set in 2004.

AFC Divisional Playoffs vs. Indianapolis Colts (W, 31-13)
- 27 of 41 (65.9%) for 278 yards, 1 Rushing TD, 85.2 rating.
- Led Chiefs to first home playoff win since 1993 season.
- Helped advance Chiefs to first home AFC Championship appearance.

AFC Championship Game vs. New England Patriots (L, 31-37)
- 16 of 31 (51.6%) for 295 yards, 3 TDs, 117.0 rating.
- Fourth-most passing yards in postseason game in team history.
- Second-most TD passes in a single postseason game in club history.

2018 Season Awards
- NFL MVP.
- FedEx Air Player of the Year.
- Bert Bell Trophy.
- AP MVP/Offensive Player of the Year.
- AP All-Pro First Team.
- Pro Bowl MVP.

QUARTERBACK PATRICK MAHOMES - SUPER BOWL MVP SEASON (2019)

In his second season as the Chiefs full-time signal-caller, QB Patrick Mahomes continued his trend of performing at a high level. Below is a game-by-game breakdown of the accolades that Mahomes reached on his path to a Super Bowl title.

Week 1 at Jacksonville Jagurs (W, 40-26)
- Completed 25-of-33 passes (75.8%) for 378 yards, three TDs and a 143.2 passer rating, along with zero INTs.
- 211 first-half passing yards were most in NFL since QB Peyton Manning in 2004.
- Passed Pro Football HOF QB Kurt Warner for most passing yards in first 20 career games (5,759).

Week 2 at Oakland Raiders (W, 28-10)
- Completed 30-of-44 passes (68.2%) for 443 yards, four TDs and a 131.2 passer rating, along with zero INTs.
- 278 passing yards (NFL record) and four passing TDs in the second quarter broke a franchise mark.
- Guided offense to record-breaking 20th straight 26-point output.
- 821 passing yards from Week 1 to Week 2 set the franchise record for most passing yards in the first two weeks to begin a season, also ranking fifth all-time in NFL history in the same category.
- Named FedEx Air & Ground's "Air" Player of the Week.

Week 3 vs. Baltimore Ravens (W, 33-28)
- Completed 27-of-37 passes (73.0%) for 374 yards, three TDs and a 132.0 passer rating, along with zero INTs.
- Passed Pro Football HOF QB Kurt Warner for most 300-yard passing games in a QB's first 20 career games in the Super Bowl era (13).
- 1,195 passing yards ranks through the first three games ranks fourth all-time in NFL history.
- Named FedEx Air & Ground's "Air" Player of the Week for second consecutive week.

Week 4 at Detroit Lions (W, 34-30)
- Completed 24-of-42 (57.1%) for 315 yards and zero INTs.
- Ranked third in NFL history with 1,510 passing yards through the first four games.
- Threw for at least 300 yards in 14th career game, the third most in franchise history.
- Became just the fourth QB in NFL history to throw for at least 300 yards in each of the first four games to begin a season.
- Named AFC Offensive Player of the Month (September).

Week 5 vs. Indianapolis Colts (L, 13-19)
- Completed 22-of-39 (56.4%) for 321 yards, one TD and zero INTs.
- Broke the NFL record for most passing yards without throwing an INT to being a season (Peyton Manning, 2013; 1,744).
- Recorded 300-plus passing yards for 15th career time, tying the franchise record for the second-most career 300-yard passing games in club history (Bill Kenney).

Week 6 vs. Houston Texans (L, 24-31)
- Completed 19-of-35 (54.3%) for 273 yards, three TDs and one INT.
- Recorded his 14th career outing of throwing for at least three TDs, ranking third in team history for most games with three or more TD passes.
- Threw first INT of the season in the second quarter after accumulating 1,896 passing yards on the season, advancing his NFL-record to 2,027 passing yards thrown without an INT to begin a season.

Week 7 at Denver Broncos (W, 30-6)
- Completed 10-of-19 (52.6%) for 117 yards, one TD and zero INTs.
- Surpassed 7,500 career passing yards, setting a new NFL record (24 games).

Week 10 at Tennessee Titans (L, 32-35)
- Completed 36-of-50 (72.0%) for 446 yards, three TDs and zero INTs.
- With a passer rating of 119.2, accumulated his fifth outing with at least a 115.0 passer rating this season, marking just the fourth time that a QB in their first three seasons has been able to do so in a team's first 10 games to begin a season.
- Marked his 16th career 300-yard passing performance, the second most in franchise history and third-most in NFL history in a QB's first three seasons.

Week 11 at Los Angeles Chargers (W, 24-17)
- Completed 19-of-32 (59.4%) for 182 yards and one TD.
- Rushed for a career-high 59 yards, tallying three rushing first downs.

Week 13 vs. Oakland Raiders (W, 40-9)
- Completed 15-of-29 passes (51.7%) for 175 yards and one TD.
- Rushed for at least 25 yards in second consecutive game, recording his first rushing TD of the season on a 13-yard carry.

Week 14 at New England Patriots (W, 23-16)
- Completed 26-of-40 passes (65.0%) for 283 yards with one TD and one INT.
- Became the first starting QB under the age of 25 to beat the Patriots in Foxborough, Mass., since 2011 (Jets QB Mark Sanchez).

Week 15 vs. Denver Broncos (W, 23-3)
- Completed 27-of-34 passes (88.9%) for 340 yards with two TDs and one INT.
- Tied Kurt Warner's record for second-most 300-yard passing games in a QB's first three NFL seasons (17 games).
- Recorded second-highest pass-completion percentage outing of career (79.4%).

Week 16 at Chicago Bears (W, 26-3)
- Completed 23-of-33 passes (69.7%) for 251 yards with two passing TDs and zero INTs.
- Became the fastest QB in NFL history to throw for 9,000 career passing yards and 75 career passing TDs (30th career game).
- Tied a single-season career-best with second rushing TD of the year.

Week 17 vs. Los Angeles Chargers (W, 31-21)
- Completed 16-of-25 passes (64.0%) for 174 yards, one passing TD and one INT.
- Added 21 rushing yards, taking his season total to 218 rushing yards.
- Guided the Chiefs offense to over 30 points scored for the unit's seventh time this season, helping secure the No. 2 seed in the AFC Playoffs.

AFC Divisional Round vs. Houston Texans (W, 51-31)
- Completed 23-of-35 passes (65.7%) for 321 yards and a franchise-record five TD passes.
- Guided the Chiefs to the franchise's largest comeback (24 pts)
- Recorded a 134.6 passer rating, becoming the first QB since Nick Foles (2017) to record a passer rating of over 134.5 in the postseason.
- His five TD passes were the most by a QB since Ben Roethlisberger recorded five TD throws in the 2017 postseason.

AFC Championship vs. Tennessee Titans (W, 35-24)
- Completed 23-of-35 passes (65.7%) for 294 yards, three passing TDs and zero INTs.
- Finished the game with a passer rating of 120.4, his second-highest single-game passer rating in a playoff game.
- Broke the franchise record for most career passing TDs in the postsea son (11).
- Rushed for a team-best 53 yards with a postseason career-long TD rush of 27 yards.

Super Bowl LIV vs. San Francisco 49ers (W, 31-20)
- Completed 26-of-42 passes (61.9%) for 286 yards, two passing TDs and two INTs.
- Earned the Super Bowl LIV MVP Award after leading the Chiefs to 21 unanswered points in the game's final quarter.
- Rushed for a one-yard TD in the first quarter.

2019 Season Awards
- Super Bowl LIV MVP.
- 2019 ESPY Best NFL Player.
- Named to the 2020 Pro Bowl.

QUARTERBACK PATRICK MAHOMES 2020 ACCOLADES

In his third season as the team's starting QB, Patrick Mahomes continued to leave his mark in both NFL and Chiefs record books each week. Below is a list of milestones he's reached throughout the 2020 season.

Week 1 vs. Houston Texans (W, 34-20)
- 24 of 32 (75.0%) for 211 yards, 3 TD, 123.3 QB rating.
- Ties NFL record 25 wins in first 32 games (Dan Marino, Kurt Warner).
- Earned AFC Offensive Player of the Week.

Week 2 at Los Angeles Chargers (W, 23-20)
- 27 of 47 (57.4%) for 302 yards, 2 TD, 90.9 QB rating.
- NFL record 13 games since 2018 with 3+ players with a receiving TD.

Week 3 at Baltimore Ravens (W, 34-20)
- 31 of 42 (73.8%) for 385 yards, 4 TD, 133.5 QB rating.
- NFL record fastest QB to pass for 10,000 yards (34 games).
- Earned AFC Offensive Player of the Week.

Week 4 vs. New England Patriots (W, 26-10)
- 19 of 29 (65.5%) for 236 yards, 2 TD, 113.6 QB rating.

Week 5 vs. Las Vegas Raiders (L, 40-32)
- 22 of 43 (51.2%) for 340 yards, 2 TD, 83.5 QB rating.

Week 6 at Buffalo Bills (W, 26-17)
- 21 of 26 (80.8%) for 225 yards, 2 TD, 128.4 QB rating.
- NFL record fastest QB to pass for 90-career touchdowns (37 games).
- Set Chiefs record with 16 consecutive games with a passing TD.

Week 7 at Denver Broncos (W, 43-16)
- 15 of 23 (65.2%) for 200 yards, 1 TD, 107.2 QB rating.
- Extended Chiefs record to 17 consecutive games with a passing TD.

Week 8 vs. New York Jets (W, 35-9)
- 31 of 42 (73.8%) for 416 yards, 5 TD, 144.4 QB rating.
- Extended Chiefs record to 18 consecutive games with a passing TD.
- Chiefs record 10 career games with 4+ passing TDs.
- NFL record 3+ passing TDs and 0 INTs in a half 10 times since 2018, twice as many as the QBs with the next-most (Aaron Rodgers and Tom Brady) (According to NFL Research).
- Earned AFC Offensive Player of the Week.
- Earned FedEx Air Player of the Week.

Week 9 vs. Carolina Panthers (W, 33-31)
- 30 of 45 (66.7%) for 372 yards, 4 TD, 144.4 QB rating.
- NFL Record fastest quarterback to reach 100-career TD passes - 101 TDs in 40 games.
- Extended Chiefs record to 19 consecutive games with a passing TD.
- Chiefs Record 11 games with 4+ passing TDs.
- Ties NFL record 350+ passing yards, 4+ passing TDs and 0 INTs in back-to-back games (joins QB Tom Brady as the only players to accomplish this in back-to-back weeks in a single season since at least 1950 (According to CBS Sports).

Week 11 at Las Vegas Raiders (W, 35-31)
- 34 of 45 (75.6%) for 348 yards, 2 TD, 1 INT, 102.8 QB rating.
- Extended Chiefs record to 20 consecutive games with a passing TD.

Week 12 at Tampa Bay Buccaneers (W, 27-24)
- 37 of 49 (75.5%) for 462 yards, 3 TD, 124.7 QB rating.
- Extended Chiefs record to 21 consecutive games with a passing TD.
- First player in NFL history with at least 30 completions and 300 passing yards in four consecutive games (NFL Research).
- Joins Dan Marino (six games) as only players with five career games with at least 400 passing yards and three touchdowns, in their first four seasons in NFL history.
- Tied Chiefs record 24 career games with 300+ passing yards.
- Earned FedEx Air Player of the Week.
- Earned NFL Offensive Player of the Month - November.

Week 13 vs. Denver Broncos (W, 22-16)
- 25 of 40 (62.5%) for 318 yards, 1 TD, 95.6 QB rating.
- Extended Chiefs record to 22 consecutive games with a passing TD.
- Chiefs record 25 career games with 300+ passing yards.

Week 14 at Miami Dolphins (W, 33-27)
- 24 of 34 (70.6%) for 393 Yards, 2 TD, 3 INT, 91.9 QB rating.
- Extended Chiefs record to 23 consecutive games with a passing TD.
- Extends Chiefs record 26 career games with 300+ passing yards.
- Tied NFL record (PFHOF QB Kurt Warner) 26 career 300-yard games for the most games of at least 300 passing yards a player's first four seasons in league annals.
- Chiefs record 26 career 300-yard games.
- According to NFL Communications, six-straight 315+ passing yards game, tied with QBs Drew Brees (2012-13) and Rich Gannon (2002) for the longest streak in NFL history.

Week 15 at New Orleans Saints (W, 32-29)
- 26 of 47 (55.3%) for 254 Yards, 3 TD, 0 INT, 92.0 QB rating.
- Extended Chiefs record to 24 consecutive games with a passing TD.
- Voted to the 2021 Pro Bowl.

Week 16 vs. Atlanta Falcons (W, 17-14)
- 24 of 44 (54.5%) for 278 Yards, 2 TD, 1 INT, 79.5 QB rating.
- Extended Chiefs record to 25 consecutive games with a passing TD.

Week 17 vs. Los Angeles Chargers (L, 38-21)
- Inactive (No. 1 Seed Clinched in AFC).

AFC Divisional vs. Cleveland Browns (W, 22-17)
- 21 of 30 (70.0%) for 255 Yards, 1 TD, 0 INT, 106.9 QB rating.
- Chiefs postseason record for most passing yards (1,729) in a career.
- KC postseason record for most passes attempted (214) in a career.
- KC postseason record for most completed passes (136) in a career.
- Chiefs postseason record for most TD passes (14) in a career.

AFC Championship vs. Buffalo Bills (W, 38-24)
- 29 of 38 (76.3%) for 325 Yards, 3 TD, 0 INT, 127.6 QB rating.
- NFL Record: youngest quarterback to start in three-consecutive conference championship games (25 years old), and the only quarter back to accomplish the feat prior to his 26th birthday. Also the first quarterback to do so in his first four seasons in the league.
- NFL postseason record for most TD passes (17) in first four seasons.
- Extends Chiefs postseason record for most passing yards (2,054) in a career.
- Extends KC postseason record for most passes attempted (252) in a career.
- Extends KC postseason record for most completed passes (165) in a career.
- Extends Chiefs postseason record for most TD passes (17) in a career.

Super Bowl LV at Tampa Bay Buccaneers (L, 31-9)
- 26 of 49 (53.1%) for 270 yards, 0 TD, 2 INT, 52.3 QB rating.
- Helped Chiefs earn back-to-back Super Bowl trips.
- Three AFC Championship appearances in three years starting.

2020 Season Awards
- Named to AP All-Pro Second team.
- Selected to TSN All-NFL Team.
- Tabbed Sports Illustrated Sportsperson of the Year.
- Voted to the 2021 Pro Bowl.

QUARTERBACK PATRICK MAHOMES 2021 ACCOLADES

In his fourth season as the team's starting QB, Patrick Mahomes continued to leave his mark in both NFL and Chiefs record books each week. Below is a list of milestones he's reached throughout the 2021 season.

Week 1 vs. Cleveland Browns (W, 33-29)
- 27 of 36 (75.0%) for 337 yards, 3 TD, 131.4 QB rating.
- Chiefs/current NFL record 26 straight games with a passing TD.
- Chiefs record 27 games of 300+ passing yards.
- NFL record most passing yards (14,372) in first 50 starts (47).
- NFL record most passing TDs (117) in first 50 starts (47).
- Chiefs record (regular + postseason) rushing TDs by a QB (11).

Week 2 at Baltimore Ravens (L, 35-36)
- 24 of 31 (77.4%) for 343 yards, 3 TD, 1 INT, 131.5 QB rating.
- Chiefs/current NFL record 27 straight games with a passing TD.
- Chiefs record 28 games of 300+ passing yards.
- Ties Chiefs record 30 games of 100.0+ passer rating.

Week 3 vs. Los Angeles Chargers (L, 24-30)
- 27 of 44 (61.4%) for 260 yards, 3 TD, 2 INT, 81.6 QB rating.
- Chiefs/current NFL record 28 straight games with a passing TD.
- NFL record fastest QB to pass for 15,000+ yards (49 career starts).

Week 4 at Philadelphia Eagles (W, 42-30)
- 24 of 30 (80.0%) for 278 yards, 5 TD, 1 INT, 131.0 QB rating.
- Chiefs record 31 games of 100.0+ passer rating.
- Chiefs/current NFL record 29 straight games with a passing TD.
- Ties NFL record 3+ TDs in first four games of a season, joining Steve Young (1998), Kurt Warner (1999) and Tom Brady (2007).

Week 5 vs. Buffalo Bills (L, 20-38)
- 33 of 54 (61.1%) for 272 yards, 2 TD, 2 INT, 70.9 QB rating.
- Chiefs/current NFL record 30 straight games with a passing TD.

Week 6 at Washington Football Team (W, 31-13)
- 32 of 47 (68.1%) for 397 yards, 2 TD, 2 INT, 90.5 QB rating.
- Chiefs record 29 games of 300+ passing yards.
- Chiefs/current NFL record 31 straight games with a passing TD.

Week 7 at Tennessee Titans (L, 3-27)
- 20 of 35 (57.1%) for 206 yards, 0 TD, 1 INT, 62.3 QB rating.

Week 8 vs. New York Giants (W, 20-17)
- 29 of 48 (60.4%) for 275 yards, 1 TD, 1 INT, 74.6 QB rating.

Week 9 vs. Green Bay Packers (W, 13-7)
- 20 of 37 (54.1%) for 166 yards, 1 TD, 0 INT, 74.8 QB rating.

Week 10 at Las Vegas Raiders (W, 41-14)
- 35 of 50 (70.0%) for 406 yards, 5 TD, 0 INT, 127.6 QB rating.
- NFL record 30 games with at least 300 passing yards by a player in his first five seasons.
- Chiefs record 30 games of 300+ passing yards.
- Chiefs record 32 games of 100.0+ passer rating.

Week 11 vs. Dallas Cowboys (W, 19-9)
- 23 of 37 (62.2%) for 260 yards, 0 TD, 1 INT, 71.9 QB rating.

Week 13 vs. Denver Broncos (W, 22-9)
- 29 of 15 (51.7%) for 184 yards, 0 TD, 1 INT, 57.3 QB rating.

Week 14 vs. Las Vegas Raiders (W, 48-9)
- 20 of 24 (83.3%) for 258 yards, 2 TD, 0 INT, 139.2 QB rating.
- Chiefs record 33 games of 100.0+ passer rating.

Week 15 at Los Angeles Chargers (W, 34-28)
- 31 of 47 (66.0%) for 410 yards, 3 TD, 1 INT, 105.8 QB rating.
- Chiefs record 34 games of 100.0+ passer rating.
- Chiefs record 31 games of 300+ passing yards.
- Chiefs record seven games with 400+ passing yards.
- NFL record seven games with 400+ passing yards in first five sea sons.
- Joins PFHOF QB Peyton Manning as only two QBs to log four con secutive seasons with 4,000+ passing yards in their first five seasons.

Week 16 vs. Pittsburgh Steelers (W, 36-10)
- 23 of 30 (76.7%) for 258 yards, 3 TD, 0 INT, 135.1 QB rating.
- Chiefs record 35 games of 100.0+ passer rating.
- Chiefs record 64 career TD passes at GEHA Field at Arrowhead.
- Chiefs record four-time AFC Offensive Player of the Month.
- NFL record as only player to earn a Player of the Month award the past four seasons.

Week 17 at Cincinnati Bengals (W, 34-31)
- 26 of 35 (74.3%) for 259 yards, 2 TD, 0 INT, 113.9 QB rating.
- NFL record first QB with at least 35 touchdown passes in three of his first five seasons.
- Chiefs record 36 games of 100.0+ passer rating.

Week 18 at Denver Broncos (W, 28-24)
- 27 of 44 (61.4%) for 270 yards, 2 TD, 0 INT, 93.9 QB rating.
- Chiefs clinch no. 2 seed in the AFC Playoff Picture.

AFC Wild Card Playoffs vs. Pittsburgh Steelers (W, 42-21)
- 30 of 39 (77.0%) for 404 yards, 5 TD, 1 INT, 138.2 QB rating.
- 138.2 is highest passer rating in a playoff game in team history.
- Five TD passes ties club record for most TD passes.
- 404 yards is most passing yards in a playoff game in team history.

AFC Divisional Playoffs vs. Buffalo Bills (W, 42-36-OT)
- 33 of 44 (75.0%) for 378 yards, 3 TD, 0 INT, 123.1 QB rating.
- Team trailed with :13 to play before tying game.
- Mahomes led offense to team record 552 total net yards.

AFC Championship vs. Cincinnati Bengals (L, 24-27-OT)
- 26 of 39 (66.7%) for 275 yards, 3 TD, 2 INTs, 91.3 QB rating.
- Led Chiefs to an NFL record fourth-straight home AFC Championship.

QUARTERBACK PATRICK MAHOMES 2022 ACCOLADES (NFL/SB MVP)

In his fifth season as the team's starting QB, Patrick Mahomes continued to leave his mark in both NFL and Chiefs record books each week. Below is a list of milestones he's reached throughout the 2022 season.

Week 1 at Arizona Cardinals (W, 44-21)
- 30 of 39 (76.9%) for 360 yards, 5 TD, 0 Int, 144.2 QB rating.
- Became first QB in NFL history to record three or more TD passes in five consecutive season openers.
- AFC Offensive Player of the Week.

Week 2 vs. Los Angeles Chargers (W, 27-24)
- 24 of 35 (68.6%) for 235 yards, 2 TD, 0 INT, 106.2 QB rating.
- Extends franchise record for career games with 100.0 passer rating to 38 career games.

Week 3 at Indianapolis Colts (L, 17-20)
- 20 of 35 (57.1%) for 262 yards, 1 TD, 1 INT, 78.5 QB rating.

Week 4 at Tampa Bay Buccaneers (W, 41-31)
- 23 of 37 (62.2%) for 249 yards, 3 TD, 1 INT, 97.7 QB rating.
- NFL/Chiefs record 162 touchdown passes in first 67 games.
- NFL/Chiefs record 67 games to 20,000 career passing yards.
- AFC Offensive Player of the Week.

Week 5 vs. Las Vegas Raiders (W, 30-29)
- 29 of 43 (67.4%) for 292 yards, 4 TD, 0 INT, 117.6 QB rating.
- Extends franchise record for career games with 100.0 passer rating to 39.

Week 6 vs. Buffalo Bills (L, 20-24)
- 25 of 40 (62.5%) for 338 yards, 2 TD, 2 INT, 85.2 QB rating.
- Chiefs record 278 career 20+ yard passes.

Week 7 at San Francisco 49ers (W, 44-23)
- 25 of 34 (73.5%) for 423 yards, 3 TD, 1 INT, 132.4 QB rating.
- Extends franchise record for career games with 100.0 passer rating to 40.

Week 9 vs. Tennesse Titans (W, 20-17)
- 43 of 68 (63.2%) for 446 yards, 1 TD, 1 INT, 80.9 QB rating.
- Chiefs record 68 passes attempted in a game.
- Chiefs record 43 completed passes in a game
- Extends Chiefs record to 35 300 yard passing games in a career.
- Tied for first in the NFL with 35 300 yard passing games since 2017.
- NFL/Chiefs record for most passing yards in first 75 starts with 21,596 (71 starts).

Week 10 vs. Jacksonville Jaguars (W, 27-17)
- 26 of 35 for 331 yards (74.3%), 4 TD, 1 Int, 129.6 QB rating.
- NFL record 176 passing touchdowns in first 75 career starts (72 starts).
- Tied NFL record 33 games with three or more passing touchdowns in first 75 career starts (72 starts).
- NFL record 16 games with four or more passing touchdowns in first 75 career starts (72 starts). •
- NFL leader of games with 300 passing yards since 2017 with 36.
- Extends franchise record for career games with 100.0 passer rating to 41.

Week 11 at Los Angeles Chargers (W, 30-27)
- 20 of 34 for 329 yards (58.8%), 3 TD, 0 Int, 120.8 QB rating.
- Extends franchise record for career games with 100.0 passer rating to 42.
- Extends title of NFL leader of games with 300 passing yards since 2017 with 37.
- Extends Chiefs record to 37 300-yard passing games in a career.
- Tied NFL record with 58 career wins by a QB in first 75 starts (73 starts).
- Extends NFL record to 179 passing touchdown passes in first 75 career game (73 games).

Week 12 vs. Los Angeles Rams (W, 26-10)
- 27 of 42 for 320 yards (64.3%) 1 TD, 1 Int, 85.4 QB rating.
- NFL record of 59 career wins by a QB in first 75 starts (74 starts).
- Extends Chiefs record to 38 300-yard passing games in a career.
- Tied for most QB-pass catcher touchdown connections with 46 to Travis Kelce.

Week 13 at Cincinnati Bengals (L, 24-27)
- 16 of 27 for 223 yards (59.3%) 1 TD, 0 Int, 98.2 QB rating.
- Tied Chiefs record for most rushing touchdowns by a QB with 10.

Week 14 at Denver Broncos (W, 34-28)
- 28 of 42 for 352 yards (66.7%) 3 TD, 3 Int, 86.6 QB rating.
- Extends Chiefs record to 39 300-yard passing games in a career.
- Extends title of NFL leader of games with 300 passing yards since 2017 to 39.

Week 15 at Houston Texans (W, 30-24 OT)
- 36 of 41 for 336 yards (87.8%) 2 TD, 0 Int, 117.1 QB rating.
- Extends Chiefs record to 40 300-yard passing games in a career.
- Extended title of NFL leader of games with 300 passing yards since 2017 to 40.
- Chiefs record 87.80 completion percentage.
- Chiefs record 11 rushing touchdowns by a QB.
- Extends franchise record for career games with 100.0 passer rating to 43.

Week 16 vs. Seattle Seahawks (W, 24-10)
- 16 of 28 for 224 yards (57.1%) 2 TD, 0 Int, 106.8 QB rating.
- Extends franchise record for career games with 100.0 passer rating to 44.
- Extends Chiefs record to 12 rushing touchdowns by a QB.

Week 17 vs. Denver Broncos (W, 27-24)
- 29 of 42 for 328 yards (69.0%) 3 TD, 1 Int, 106.1 QB rating
- Tied NFL record for most seasons with 5,000 passing yards and 40 touchdowns in a career with two.
- Tied Chiefs record for most 300-yard passing games in a season with 10.
- Chiefs record 1,280 (658,622) passes attempted in consecutive seasons.
- Chiefs record 853 (436, 417) passes completed in consecutive seasons.
- Chiefs record 9,887 (4.839, 5,048) passing yards in consecutive seasons.
- Chiefs record 77 (37,40) passing touchdowns in consecutive seasons.
- Extends franchise record for career games with 100.0 passer rating to 45.
- Extends Chiefs record to 41 300-yard passing games in a career.
- Extended title of NFL leader of games with 300 passing yards since 2017 to 41.

Week 18 at Las Vegas Raiders (W, 31-13)
- 18 of 26 for 202 yards (69.2%) 1 TD, 0 Int, 105.0 QB rating.
- NFL record 5,614 combined yards by a QB.
- Chiefs record 5,250 passing yards in a season.
- Extends franchise record for career games with 100.0 passer rating to 46.

AFC Divisional Playoffs vs. Jacksonville Jaguars (W, 27-20)
- 22 of 30 for 195 yards (73.3%) 2 TD, 0 Int, 112.5 QB rating.
- Extends franchise record for career postseason games with 100.0 passer rating to 8.

AFC Conference Championship vs. Cincinnati Bengals (W, 23-20)
- 29 of 43 for 326 yards (67.4%) 2 TD, 0 INT, 105.4 QB rating.
- Extends franchise record for career postseason games with 100.0 passer rating to 9.

Super Bowl LVII vs. Philadelphia Eagles (W, 38-25)
- 21 of 27 for 182 yards (77.8%) 3 TD, 0 INT, 131.8 QB rating.
- Extends franchise record for career postseason games with 100.0 passer rating to 10.
- Earned the second Super Bowl MVP of his career.

2022 Season Awards
- Won NFL MVP for the second time in his career.
- Voted the ESPY Best Male Athlete.
- Voted the ESPY Best NFL Player.
- Voted by teammates as Chiefs Derrick Thomas Most Valuable Player.
- Selected to the Pro Bowl.
- Named to the AP All-Pro first team.

QUARTERBACK PATRICK MAHOMES 2023 ACCOLADES (SB MVP)

In his sixth season as the team's starting QB, Patrick Mahomes continued to leave his mark in both NFL and Chiefs record books each week. Below is a list of milestones he's reached throughout the 2023 season.

Week 1 vs. Detroit Lions (L, 20-21)
- 21 of 39 (53.8%) for 226 yards, 2 TD, 1 Int, 77.5 QB rating.

Week 2 at Jacksonville Jaguars (W, 17-9)
- 29 of 41 (70.7%) for 305 yards, 2 TD, 1 Int, 98.1 QB rating.
- Extends 300-yard record with 305 passing yards which ranks as the most in franchise history.
- NFL record 42 game with over 300 yards passing, since 2017.
- Tied for third place for most touchdown passes (196) in the first seven years in the NFL.
- Chiefs record for most QB-pass catcher touchdown connections (47).
- Fourth place for most QB-TE touchdown connections in NFL history (47).

Week 3 vs. Chicago Bears (W, 41-10)
- 24 of 33 (72.7%) for 272 yards, 3 TD, 0 Int, 127.3 QB rating.
- Eclipsed 25k passing yards.
- NFL record of fewest games to 25,000 career passing yards (83).

Week 4 at New York Jets (W, 23-20)
- 18 of 30 (60.0%) for 203 yards, 1 TD, 2 Int, 63.6 QB rating.
- NFL record of fewest games to 200 touchdown passes (84).

Week 5 at Minnesota Vikings (W, 27-20)
- 31 of 41 (75.6%) for 281 yards, 2 TD, 0 Int, 109.9 QB rating.
- Chiefs tied for second for NFL record of most consecutive games with 150+ passing yards (100).
- Extends franchise record for most QB-pass catcher touchdown connections (49).

Week 6 vs. Denver Broncos (W, 19-8)
- 30 of 40 (75.0%) for 306 yards, 1 TD, 1 Int, 94.4 QB rating.
- Chiefs move up to second place for the NFL record of most consecutive games with 150+ passing yards (101).
- Franchise record for most passes completed in a career (2,138).
- Ranked eighth for NFL record for most passing yards in the first seven years in the NFL.
- NFL record for most 300-yard passing games since 2017.

Week 7 vs. Los Angeles Chargers (W, 31-17)
- 32 of 42 (76.2%) for 424 yards, 4 TD, 1 Int, 129.5 QB rating.
- Ranked fifth all-time for most passing yards in the first seven years in the NFL with 26,258.
- NFL record of most 400-yard passing games since 2017 (10).
- Chiefs record of most 300-yard passing games in a career (44).
- NFL record for most games with 300 yards passing since 2017 (44).
- Franchise record for most 100.0+ passer rating games in a career (Min. 20 attempts) (49).
- Second place for NFL record of most 100.0+ passer rating games since 2017 (Min. 20 attempts) (49).

Week 8 at Denver Broncos (L, 9-24)
- 24 of 38 (63.2%) for 240 yards, 0 TD, 2 Int, 59.1 QB rating.
- Tied for second for franchise record of most games started by a quarterback in a career (88 games).

Week 9 vs. Miami Dolphins (W, 21-14)
- 20 for 30 (66.7%) for 185 yards, 2 TD, 0 Int, 105.6 QB rating.
- Ranked second in Chiefs history for most games started by a quarterback in a career (89 games).

Week 11 vs. Philadelphia Eagles (L, 17-21)
- 24 of 42 (55.8%) for 177 yards, 2 TD, 1 Int, 71.6 QB rating.
- Tied for second in franchise history for most consecutive games started by a quarterback with 44 games.

Week 12 at Las Vegas Raiders (W, 31-17)
- 27 of 34 (79.4) for 298 yards, 2 TD, 0 Int, 122.8 QB rating.
- Ranked second in Chiefs history for most consecutive games started by a quarterback (45 games).
- Ranked fourth all-time for most passing yards in the first seven years in the NFL with 27,158 yards.
- NFL record most games with multiple passing touchdowns in the first seven seasons (91 games, 66 touchdowns).

Week 13 at Green Bay Packers (L, 19-27)
- 21 of 33 (63.6%) for 210 yards, 1 TD, 1 Int, 79.1 QB rating.

Week 14 vs. Buffalo Bills (L, 17-20)
- 25 of 43 (58.1%) for 271 yards, 1 TD, 1 Int, 74.9 QB rating.

Week 15 at New England Patriots (W, 27-17)
- 27 of 37 (73.0%) for 305 yards, 2 TD, 2 Int, 92.7 QB rating.
- Ranked second for most touchdown passes in the first seven years in the NFL with 217.
- Tied NFL record for most passing touchdowns in the first 100 games with 217 touchdowns.
- Ranked third all-time for most passing yards in the first seven years in the NFL (27,944 yards).

Week 16 vs. Las Vegas Raiders (L, 14-20)
- 27 of 44 (61.4%) for 235 yards, 1 TD, 1 Int, 73.6 QB rating.
- Ranked second in NFL history for most passing yards in the first seven years in the NFL with 28,179 yards.

Week 17 vs. Cincinnati Bengals (W, 25-17)
- 21 of 29 (72.4%) for 245 yards, 1 TD, 0 Int, 109.1 QB rating.
- Tied for sixth place in NFL history for most consecutive seasons with 4,000 passing yards, with six seasons.
- Ranked second all-time for most touchdown passes in the first seven years in the NFL (219 touchdown passes).

AFC Wild Card Playoffs vs. Miami Dolphins (W, 26-7)
- 23 of 41 (56.1%) for 262 yards, 1 TD, 0 Int, 83.6 QB rating.
- Chiefs record for most rushing yards in the postseason in a career (425 yards).
- Tied for seventh in NFL history for most touchdown passes in the postseason (36) in a career.

AFC Divisional Playoffs at Buffalo Bills (W, 27-24)
- 17 of 23 (73.9%) for 215 yards, 2 TD, 0 Int, 131.6 QB rating.
- Ranked third in NFL history for most games with 100.0+ passer rating in the postseason (Min. 20 attempts) with 11 games.
- Ranked ninth all-time for most passing yards in the postseason (4,561 yards).
- Ranked sixth all-time for most touchdown passes in the postseason (38).
- NFL record for most touchdown connections in the postseason (16 touchdowns for Patrick Mahomes - Travis Kelce).
- Tied for seventh all-time for most QB wins in the postseason (13 wins).

AFC Conference Championship at Baltimore Ravens (W, 17-10)
- 30 of 39 (76.9) for 241 yards, 1 TD, 0 Int, 100.5 QB rating.
- Tied for second in NFL history for most games with a 100.0+ passer rating in the postseason (Min. 20 attempts).
- Ranked second all-time for most passing yards in conference championship games in a career (1,756 yards).
- Ranked second in NFL history for most consecutive conference championship appearances by a quarterback (six).
- Tied for third all-time for most QB wins in the postseason (in games started) with 14 games.

Super Bowl LVIII vs. San Francisco 49ers (W, 25-22)
- 34 of 46 (73.9) for 333 yards, 2 TD, 1 Int, 99.3 QB rating.
- Ranked eighth in NFL history for most passing yards in the postseason with 5,135 yards.
- Ranked fifth for most touchdown passes in the postseason all-time with 41 touchdown passes.
- Chiefs record 525 postseason rushing yards in a career.
- Tied for third all-time for most Super Bowl starts by a quarterback (four starts).
- Tied for fourth in NFL history for most Super Bowl victories by a starting quarterback (three).
- Ranked fifth for most touchdown passes in a Super Bowl in a career with seven.
- Ranked fifth for most passing yards in Super Bowls in a career with 1,071 yards in four games.
- Earned third Super Bowl MVP of his career.

2023 Season Awards
- Voted the ESPY Best Male Athlete.
- Voted the ESPY Best NFL Player.
- Selected to the Pro Bowl.
- Super Bowl MVP.

QUARTERBACK PATRICK MAHOMES 2024 ACCOLADES

In his seventh season as the team's starting QB, Patrick Mahomes continued to leave his mark in both NFL and Chiefs record books each week. Below is a list of milestones he's reached throughout the 2024 season.

Week 1 vs. Baltimore Ravens (W, 27-20)
- 20 of 28 (71.4%) for 291 yards, 1 TD, 1 Int, 101.9 QB rating.
- Broke Chiefs franchise record for most passing yards (28,715 yards).
- Cracked the Top 10 for passing yardage in a player's first eight years in league history (28,715 yards).

Week 2 vs. Cincinnati Bengals (W, 26-25)
- 18 of 25 (72.0%) for 151 yards, 2 TDs, 2 Ints, 80.6 QB rating.

Week 3 at Atlanta Falcons (W, 22-17)
- 26 of 39 (66.7%) for 217 yards, 2 TDs, 1 Int, 87.2 QB rating.
- Totaled 77 regular season wins (in 99 starts), besting former QB Tom Brady and PFHOF Roger Staubach for most wins by a QB in their first 100 starts.

Week 4 at Los Angeles Chargers (W, 17-10)
- 19 of 29 (65.5%) for 245 yards, 1 TD, 1 Int, 89.0 QB rating.
- Joined PFHOF QB Len Dawson (158) as the only two quarterbacks in franchise history to record 100 or more starts.
- Passed Dawson (3,696) for the most pass attempts in franchise history with 3,711 attempts.
- Moved to ninth for most passing yards in a player's first eight seasons in the NFL (29,328 yards in 100 career games).
- Moved to fourth for most touchdown passes in first eight years in NFL (225).

Week 5 vs. New Orleans Saints (W, 26-13)
- 28 of 39 (71.8%) for 331 yards, 0 TD, 1 Int, 86.6 QB rating.
- Moved to eighth for most passing yards in a player's first eight seasons in the NFL (29,659 yards).
- Extended the Chiefs record for most 300-yard passing games in career (46).
- Extended his hold on the top spot in the NFL for most 300-yard passing games since 2017 (46).

Week 7 at San Francisco 49ers (W, 28-18)
- 16 of 27 (59.3%) for 154 yards, 2 Ints, 44.4 QB rating.
- Extended the franchise record for rushing touchdowns by a QB (13).

Week 8 at Las Vegas Raiders (W, 27-20)
- 27 of 38 (71.1%) for 262 yards, 2 TDs, 1 Int, 96.6 QB rating.
- Broke NFL record for fewest games to 30,000 passing yards (103 games).
- Moved to third for most QB-TE touchdown connections in NFL history with 52 touchdowns to TE Travis Kelce.
- Extended his hold on the top spot for most QB-pass catcher touchdown connections in franchise history (52).

Week 9 vs. Tampa Bay Buccaneers (W, 30-24)
- 34 of 44 (77.3%) for 291 yards, 3 TDs, 0 Int, 116.8 QB rating.
- Moved to third for most touchdown passes in a player's first eight years in the NFL (230).
- Moved to sixth for most passing yards in a player's first eight years in the NFL (30,366).

Week 10 vs. Denver Broncos (W, 16-14)
- 28 of 42 (66.7%) for 266 yards, 1 TD, 0 Int, 92.0 QB rating.
- Moved to fifth for most passing yards in a player's first eight years in the NFL (30,632).

Week 11 at Buffalo Bills (L, 30-21)
- 23 of 33 (69.7%) for 196 yards, 3 TDs, 2 Ints, 90.0 QB rating.
- Marked 40th career regular season game with three or more touchdown passes.

Week 12 at Carolina Panthers (W, 30-27)
- 27 of 37 (73.0%) for 269 yards, 3 TDs, 0 Int, 120.2 QB rating.
- Tied PFHOF QB Len Dawson for most touchdown passes thrown in franchise history (237).
- Marked 41st career game with three or more touchdown passes.
- Marked 55th career game with a 100.0+ passer rating (minimum 20 attempts).

Week 13 vs. Las Vegas Raiders (W, 19-17)
- 26 of 46 (56.5%) for 306 yards, 1 TD, 0 Int, 84.1 QB rating.
- Passed PFHOF QB Len Dawson (237) for the most touchdown passes in franchise history (238).

Week 14 vs. Los Angeles Chargers (W, 19-17)
- 24 of 37 (64.9%) for 210 yards, 1 TD, 0 Int, 88.8 QB rating.
- Moved to fourth for most passing yards in a player's first eight years in the NFL (31,613).

Week 15 at Cleveland Browns (W, 21-7)
- 19 of 38 (50.0%) for 159 yards, 2 TD, 0 Int, 78.7 QB rating.
- Tied PFHOF QB Dan Marino (241) for the second-most passing touchdowns in a quarterback's first eight seasons in NFL history.
- Moved to third for most passing yards in a player's first eight years in the NFL (31,772).

Week 16 vs. Houston Texans (W, 27-19)
- 28 of 41 (68.3%) for 260 yards, 1 TD, 0 Int, 93.5 QB rating.
- Passed PFHOF QB Dan Marino (241) for the second-most passing touchdowns in a quarterback's first eight seasons in NFL history.
- Extended the franchise record for rushing touchdowns by a QB (14).

Week 17 at Pittsburgh Steelers (W, 29-10)
- 29 of 38 (76.3%) for 320 yards, 3 TD, 0 Int, 127.1 QB rating.
- Passed PFHOF QB Peyton Manning (244) for the most passing touchdowns in a quarterback's first eight seasons in NFL history.
- Marked his 48th career regular season 300-yard passing game and his 56th career game with a 100.0+ passer rating.
- Marked his 48th career game with three or more passing touchdowns.

Week 18 at Denver Broncos (L, 38-0)
- Inactive.

AFC Divisional Round vs. Houston Texans (W, 23-14)
- 16 of 25 (64.0%) for 177 yards, 1 TD, 0 Int, 98.3 QB rating.
- Tied PFHOF QB Joe Montana (16) for the second-most postseason wins by a QB in NFL history.

AFC Championship vs. Buffalo Bills (W, 32-29)
- 18 of 26 (69.2%) for 245 yards, 1 TD, 0 Int, 111.9 QB rating.
- Passed PFHOF QB Joe Montana (16) for the second-most postseason wins by a QB in NFL history.
- Passed PFHOF QB Joe Montana (12) for the second-most 100.0+ passer rating games in NFL history.
- Passed RB Damien Williams (six) for the most postseason rushing touchdowns in franchise history.
- Tied RB Mike Garrett (at Buffalo, Jan. 1, 1967), RB Priest Holmes (vs. Indianapolis, Jan. 11, 2004) and RB Damien Williams (vs. Houston, Jan. 12, 2020) for the most rushing TDs in a postseason game in franchise history (two).

Super Bowl LIX vs. Philadelphia Eagles (L, 40-22)
- 21 of 32 (65.6) for 257 yards, 3 TDs, 2 Int, 95.4 QB rating.
- Passed Aaron Rodgers for second-most touchdown passes in the postseason with 46. Trails only Tom Brady, who has 88.
- Tied PFHOF QB John Elway for second-most Super Bowl starts with five.

QUARTERBACK PATRICK MAHOMES 2025 ACCOLADES

In his eighth season as the Chiefs full-time signal-caller, QB Patrick Mahomes continued his trend of performing at a high level. Below is a game-by-game breakdown of the accolades that Mahomes reached during the 2025 season.

Week 1 at Los Angeles Chargers (L, 27-21)
• Completed 24-of-39 passes (61.5%) for 258 yards, one TD and a 89.5 passer rating, along with zero INTs.
• Ran six times for 57 yards and a touchdown.

Week 2 vs. Philadelphia Eagles (L, 20-17)
• Rushed for 66 yards and a touchdown including 60 in the first half, which is a career best for rushing yards in a half + OT.
• Completed 16-of-29 passes (55.1%) for 187 yards with one TD and one interception.

Week 3 at New York Giants (W, 22-9)
• Completed 22-of-37 passes for 224 yards, one TD, zero interceptions and a passer rating of 85.9.
• Completed three passes of 20+ yards, giving him 471 passes of 20+ yards which is the most in franchise history.

Week 4 vs. Baltimore Ravens (W, 37-20)
• Completed 25-of-37 passes (67.6%) for 270 yards, four TDs and zero interceptions for a passer rating of 124.8.
• Became youngest quarterback in NFL history to throw 250 passing touchdowns at 30 years and 11 days old.
• Completed a pass to nine different receivers.
• Named AFC Offensive Player of the Week.

Week 5 at Jacksonville Jaguars (L, 31-28)
• Completed 29-of-41 passes (70.7%) for 318 yards, one touchdown and one interception for a passer rating of 91.3.
• Ran six times for 60 yards and a rushing touchdown.

Week 6 vs. Detroit Lions (W, 30-17)
• Completed 22-of-30 passes (73.3%) for 257 yards, three touchdowns and no interceptions for a passing rating of 132.2.
• Ran 10 times for 32 yards and a rushing touchdown.
• Became the fastest player in NFL history to throw 300 career passing touchdowns (regular and postseason), doing so in 139 games.
• Named AFC Offensive Player of the Week.

Week 7 vs. Las Vegas Raiders (W, 31-0)
• Completed 26-of-35 passes (74.3%) for 286 yards, three touchdowns and no interceptions for a passer rating of 126.6.
• Completed a pass to nine different pass catchers.
• Mahomes-Coach Reid passed PFHOF's QB Len Dawson and Hank Stram (92) for the most wins by a QB-HC duo in franchise history with 93 wins.

Week 8 vs. Washington Commanders (W, 28-7)
• Completed 25-of-34 passes (73.5%) for 299 yards and three touchdowns for a passer rating of 104.9.
• Completed 17-of-19 passes (89.5%) in the second half with 210 passing yards and three touchdowns with zero interceptions.

Week 9 vs. Buffalo Bills (L, 28-21)
• Completed 15-of-34 passes (44.1%) for 250 yards and one interception for a passer rating of 57.2.

Week 11 vs. Denver Broncos (L, 22-19)
• Completed 29-of-45 passes (64.4%) for 276 yards with one passing touchdown and one interception for a passer rating of 79.5.

Week 12 vs. Indianapolis Colts (W, 23-20)
• Completed 29-of-46 passes (63.0%) for 352 passing yards with one interception for a passer rating of 77.4.
• Became the fastest quarterback in NFL history to throw for 35,000 career passing yards by doing so in 123 games.
• 50th career game with 300+ passing yards.

Week 13 vs. Dallas Cowboys (L, 31-28)
• Completed 23-of-34 passes (67.6%) for 261 passing yards with four passing touchdowns and zero interceptions for a passer rating of 129.7.

Week 14 vs. Houston Texans (L, 20-10)
• Completed 14-of-33 passes (42.4%) for 160 yards with three interceptions for a passer rating of 19.8.
• Rushed seven times for 59 yards while averaging 8.4 yards per carry.

A HOT START FOR THE YOUNG QUARTERBACK

With 125 games under his belt as a starting quarterback in the National Football League, Chiefs QB Patrick Mahomes has performed at a record-setting pace thus far. The charts below compare Mahomes' first 125 career starts to some of the game's greatest quarterbacks in their first 125 starts.

Listed are Pro Football HOF QBs Brett Favre, Kurt Warner, Dan Marino, John Elway, Joe Montana, Joe Namath, Troy Aikman, Jim Kelly, Steve Young, Johnny Unitas and Peyton Manning, along with potential future PFHOFers QBs Tom Brady, Drew Brees and Aaron Rodgers. Among the group, there are 11 Pro Football Hall of Famers, 11 NFL/AFL MVP Award winners, 12 Super Bowl champions and 10 Super Bowl MVPs.

PASSING YARDS (THROUGH FIRST 125 STARTS)

Name	Team	Yards
Patrick Mahomes	**KC**	**35,750**
Aaron Rodgers	GB	33,566
Dan Marino*	MIA	33,498
Peyton Manning*	IND	32,732
Drew Brees	SD/NO	31,556
Kurt Warner (116 starts)*	STL	31,457
Brett Favre*	GB	30,532
Tom Brady	NE	30,339
Joe Montana*	SF	30,306
Jim Kelly*	BUF	27,820
Johnny Unitas*	BAL	27,674
Steve Young*	TB/SF	27,501
Joe Namath*	NYJ	25,872
John Elway*	DEN	26,820
Troy Aikman*	DAL	25,122

PASSING TOUCHDOWNS (THROUGH FIRST 125 STARTS)

Name	Team	TDs
Aaron Rodgers	GB	269
Patrick Mahomes	**KC**	**267**
Dan Marino*	MIA	247
Peyton Manning*	IND	243
Brett Favre*	GB	233
Tom Brady	NE	221
Johnny Unitas*	BAL	219
Drew Brees	SD/NO	208
Joe Montana*	SF	207
Kurt Warner (116 starts)*	STL	204
Jim Kelly*	BUF	185
Steve Young*	TB/SF	182
Joe Namath*	NYJ	162
John Elway*	DEN	143
Troy Aikman*	DAL	124

PASS COMPLETIONS (THROUGH FIRST 125 STARTS)

Name	Team	Comp.
Patrick Mahomes	**KC**	**3,077**
Drew Brees	SD/NO	2,800
Aaron Rodgers	GB	2,746
Peyton Manning*	IND	2,733
Brett Favre*	GB	2,629
Tom Brady	NE	2,626
Kurt Warner (116 starts)*	STL	2,599
Dan Marino*	MIA	2,588
Joe Montana*	SF	2,542
Jim Kelly*	BUF	2,248
Steve Young	TB/SF	2,229
Troy Aikman*	DAL	2,217
John Elway*	DEN	2,111
Johnny Unitas*	BAL	1,876
Joe Namath*	NYJ	1,745

PASSER RATING (THROUGH FIRST 125 STARTS)

Name	Team	Rating
Aaron Rodgers	GB	103.9
Patrick Mahomes	**KC**	**101.0**
Steve Young*	TB/SF	96.6
Peyton Manning*	IND	93.8
Kurt Warner (116 starts)*	STL	93.8
Joe Montana*	SF/KC	93.7
Tom Brady	NE	93.1
Drew Brees	SD/NO	92.3
Dan Marino*	MIA	87.8
Brett Favre*	GB	87.4
Jim Kelly*	BUF	85.2
Johnny Unitas*	BAL	84.2
Troy Aikman*	DAL	82.8
John Elway*	DEN	74.5
Joe Namath*	NYJ	66.3

INTERCEPTIONS (THROUGH FIRST 125 STARTS)

Name	Team	INTs
Aaron Rodgers	GB	68
Patrick Mahomes	**KC**	**84**
Steve Young*	TB/SF	88
Tom Brady	NE	98
Joe Montana*	SF	103
Troy Aikman*	DAL	104
Drew Brees	SD/NO	112
Kurt Warner (116 starts)*	STL	127
Peyton Manning*	IND	128
John Elway*	DEN	133
Jim Kelly*	BUF	135
Brett Favre*	GB	138
Dan Marino*	MIA	143
Johnny Unitas*	BAL	154
Joe Namath*	NYJ	204

*** Denotes Pro Football Hall of Famer**

A WIN IS A WIN

In his first 125 career regular season starts, QB Patrick Mahomes has totaled 95 regular season wins. Below is a chart of the most wins by a QB in their first 125 career starts.

NFL RECORD BOOK
MOST WINS IN FIRST 125 CAREER STARTS

Rk.	Player	Team	Wins
1.	Tom Brady	NE	96
2.	**Patrick Mahomes**	**KC**	**95**
3t.	Joe Montana	SF	87
	Terry Bradshaw	PIT	87

QB1 KEEPS CLIMBING

With 267 touchdown passes in his nothing but stellar career with the Kansas City Chiefs, QB Patrick Mahomes passed PFHOF QB Len Dawson (237) for most touchdown passes thrown in franchise history. Mahomes threw for 306 yards and one touchdown against the Raiders (11/29/24) to break the record.

CHIEFS RECORD BOOK: MOST TOUCHDOWN PASSES, CAREER

Rk.	Touchdowns	Player	Seasons
1.	**267**	**Patrick Mahomes**	**2017-25**
2.	237	Len Dawson	1962-75
3.	118	Trent Green	2001-06
4.	105	Bill Kenney	1979-88
5.	102	Alex Smith	2013-17



MISC. OFFENSIVE NOTES

KELCE LOGS NFL RECORD

From the 2018-23 season, Chiefs TE Travis Kelce landed himself in the NFL history book as he recorded five of the top-10 single-season receiving yard marks for tight ends in the league's existence. He set the record in 2020 with 1,416 receiving yards on 105 receptions.

NFL RECORD BOOK:
SINGLE-SEASON RECEIVING YARDS, TIGHT END

Rk.	Tm.	Name	Year	Rec.	Yards	Avg.
1.	**KC**	**Travis Kelce**	**2020**	**105**	**1,416**	**13.5**
2.	SF	George Kittle	2018	88	1,377	15.6
3.	BAL	Mark Andrews	2021	107	1,361	12.7
4.	**KC**	**Travis Kelce**	**2022**	**110**	**1,338**	**12.2**
5.	**KC**	**Travis Kelce**	**2018**	**103**	**1,336**	**13.0**

KELCE SOARS PAST 12K

With 45 yards against the Chargers during Week 14 of the 2024 season, Kelce surpassed 12,000 receiving yards, the only player in Chiefs history to reach that mark. He now owns 12,878 career receiving yards. Kelce's 12,894 yards from scrimmage (16 rush, 12,878 rec.) make him the only Chiefs player with 12,000+ scrimmage yards and one of two players with 12,000+ combined yards, surpassing Dante Hall (12,356) with 61 yards against the Jaguars during Week 5 of the 2025 season for first in franchise annals. He is now one of three TE's to ever surpass 12,000 receiving yards in the history of the NFL (PFHOF TE Tony Gonzalez and TE Jason Witten).

CHIEFS RECORD BOOK: MOST RECEIVING YARDS, CAREER

Rk.	Yards	Player	Pos.	Seasons
1.	**12,878**	**Travis Kelce**	**TE**	**2013-25**
2.	10,940	Tony Gonzalez	TE	1997-08
3.	7,306	Otis Taylor	WR	1965-75
4.	7,155	Dwayne Bowe	WR	2007-14
5.	6,630	Tyreek Hill	WR	2016-21

By eclipsing 12,000 receiving yards in 172 games, he became the fastest tight end to do so and one of three to accomplish this feat. Kelce is also one of 32 players in the history of the NFL to have 12,000+ receiving yards. Kelce has now recorded seven consecutive seasons with 90+ receptions (2018-24), giving him the NFL record for the most consecutive seasons with 90+ receptions and moves him into second place for the most 90+ reception seasons in NFL history.

NFL RECORD BOOK:
FASTEST TO 12,000 RECEIVING YARDS, TIGHT END

Rk.	Name	Years	Games
1.	**Travis Kelce**	**2013-24**	**172**
2.	Tony Gonzalez	1997-10	210
3.	Jason Witten	2003-17	225

KELCE YARDS AFTER CATCH

Since entering the NFL in 2013, Chiefs TE Travis Kelce ranks first in yards after catch by all players. After recording 42 YAC against Denver (10/12/2023), Kelce claimed the top spot for YAC in NFL history for a tight end dating back to 1992. He now ranks second amongst all players in NFL history for YAC.

NFL LEADERS
MOST YARDS AFTER CATCH, CAREER (SINCE 2013)

Rk.	Pos.	Name	Rec.	Yards	YAC
1.	**TE**	**Travis Kelce**	**1,064**	**12,878**	**6,117**
2.	RB	Christian McCaffrey	609	5,272	4,804
3.	RB	Alvin Kamara	606	4,948	4,750
4.	RB	Austin Ekeler	480	4,288	4,580
5.	WR	Davante Adams	1,013	12,562	4,579

NFL RECORD BOOK
MOST YARDS AFTER CATCH, CAREER (SINCE 1992)

Rk.	Pos.	Name	Rec.	Yards	YAC
1.	RB	Marshall Faulk	767	6,875	6,230
2.	**TE**	**Travis Kelce**	**1,064**	**12,878**	**6,117**
3.	RB	Larry Centers	827	6,797	5,836
4.	WR	Terrell Owens	1,078	15,934	5,684
5.	WR	Steve Smith Sr.	1,031	14,731	5,616
6.	WR	Larry Fitzgerald	1,432	17,492	5,578
7.	RB	LaDainian Tomlinson	624	4,772	5,383
8.	WR	Anquan Boldin	1,076	13,779	5,310

KELCE AMONG THE ALL-TIME GREATS

With 188 games played in his career, Chiefs TE Travis Kelce has already cemented himself in league history and continues to produce at a record-setting pace. Through 188 games, Kelce has totaled 1,064 receptions for 12,878 yards and 82 receiving touchdowns.

The below chart compares the first 188 games of Kelce's career to some of the game's greatest tight ends' first 190 games (minimum of 140 games played). There are currently nine TEs enshrined in the Pro Football Hall of Fame -- Dave Casper (1974-84), Mike Ditka (1961-72), Tony Gonzalez (1997-2013), John Mackey (1963-72; 123 games), Ozzie Newsome (1978-90), Charlie Sanders (1968-77; 128 games), Shannon Sharpe (1990-2003), Jackie Smith (1963-78) and Kellen Winslow (1979-87; 109 games) -- along with potential future PFHOF TEs Antonio Gates (2003-18), Jason Witten (2003-17, 2019-20) and Rob Gronkowski (2010-18, 2020-21).

RECEPTIONS (THROUGH FIRST 190 GAMES)

Name	Team	Receptions
Travis Kelce (188 games)	**KC**	**1,064**
Jason Witten	DAL	939
Tony Gonzalez*	KC	916
Antonio Gates	SD	844
Shannon Sharpe*	DEN	754
Ozzie Newsome*	CLE	645
Rob Gronkowski^	NE/TB	621
Jackie Smith*^^^^	STL	480
Mike Ditka*^^^	CHI/PHI/DAL	427
Dave Casper*^^	OAK/HOU	378

RECEIVING YARDS (THROUGH FIRST 190 GAMES)

Name	Team	Yards
Travis Kelce (188 games)	**KC**	**12,878**
Tony Gonzalez*	KC	10,940
Antonio Gates	SD	10,644
Jason Witten	DAL	10,453
Shannon Sharpe*	DEN	9,313
Rob Gronkowski^	NE/TB	9,286
Jackie Smith*^^^^	STL	7,918
Ozzie Newsome*	CLE	7,819
Mike Ditka*^^^	CHI/PHI/DAL	5,812
Dave Casper*^^	OAK/HOU	5,216

RECEIVING TOUCHDOWNS (THROUGH FIRST 190 GAMES)

Name	Team	Touchdowns
Antonio Gates	SD	104
Rob Gronkowski^	NE/TB	92
Travis Kelce (188 games)	**KC**	**82**
Tony Gonzalez*	KC	76
Dave Casper*^^	OAK/HOU	52
Jason Witten	DAL	57
Shannon Sharpe*	DEN	54
Ozzie Newsome*	CLE	46
Mike Ditka*^^^	CHI/PHI/DAL	43
Jackie Smith*^^^^	STL	40

*** Denotes Pro Football Hall of Famer**
^Only played in 143 games
^^Only played in 144 games
^^^Only played in 146 games
^^^^Only played in 183 games

MISC. OFFENSIVE NOTES

RELIABILITY WITH KELCE

TE Travis Kelce recorded at least one pass reception in 187 consecutive games played from Week 1 of the 2014 season (9/7/14) through Week 14 of the 2025 season (12/7/25). Along with being the longest streak in franchise history, it is the longest active streak in the NFL. He has 38 100-yard receiving games in his career, including six in 2022, two in 2023 and one in 2024. His 38 100-yard receiving games is a league best for tight ends.

NFL RECORD BOOK:
MOST CONSECUTIVE GAMES, PASS RECEPTIONS, TIGHT END

Rk.	Games	Player	Years
1.	211	Tony Gonzalez	Dec. 4, 2000 – Dec. 29, 2013
2.	**187**	**Travis Kelce**	**Sept. 7, 2014 – Dec. 7, 2025**
3.	150	Ozzie Newsome	Oct. 21, 1979 – Oct. 23, 1989

Kelce broke the franchise record for total touchdowns in Week 11 at Denver on a 21-yard touchdown reception from QB Patrick Mahomes. With that touchdown, Kelce tallied his 84th career touchdown, passing RB Priest Holmes for most in Chiefs history.

CHIEFS RECORD BOOK:
MOST TOUCHDOWNS, CAREER

Rk.	TDs	Player	Years
1.	**85**	**Travis Kelce**	**2013-25**
2.	83	Priest Holmes	2001-07
3.	76	Tony Gonzalez	1997-08
4.	67	Tyreek Hill	2016-21
5.	64	Jamaal Charles	2008-16

Kelce is in his 13th season and has 12,878 career receiving yards, becoming one of three tight ends in NFL history to eclipse 12,000 receiving yards. Reaching this mark in just 172 games, Kelce became the fastest tight end to accumulate 12,000 receiving yards. He owns the third most by a TE in NFL history.

NFL RECORD BOOK
MOST RECEIVING YARDS, CAREER, TIGHT END (ALL 10,000+)

1.	15,127	Tony Gonzalez	1997-13
2.	13,046	Jason Witten	2003-20
3.	**12,878**	**Travis Kelce**	**2013-25**
4.	11,841	Antonio Gates	2003-18
5.	10,060	Shannon Sharpe	1990-03

RICE AMONG THE BEST

Since making his season debut in Week 7, WR Rashee Rice ranks top five in numerous categories among wide receivers.

OVERALL TOUCHDOWNS AMONG WRs (SINCE WEEK 7)

1.	11	Davante Adams	LAR
2.	7	Tee Higgins	CIN
3t.	**6**	**Rashee Rice**	**KC**
		Jaxon Smith-Njigba	SEA

YARDS AFTER CATCH AMONG WRs (SINCE WEEK 7)

1.	**376**	**Rashee Rice**	**KC**
2.	279	Ja'Marr Chase	CIN
3.	267	Khalil Shakir	BUF
4.	246	Jameson Williams	DET
5.	243	Amon-Ra St. Brown	DET

PUT IT ON THE BOARD

Since 2018, the Chiefs rank first in the NFL in points scored per game (27.4). Since Andy Reid was named Head Coach in 2013, the Chiefs have had at least four games each season where they've scored 28 or more points. In 2018, the club scored at least 30 points 12 times, which ranked first in franchise history. From 2020-22, the Chiefs recorded three-straight seasons with eight or more 30+ point games. In 2025, the Chiefs have had six 28+ point games from Weeks 4-8 and Week 13.

2018-25 NFL LEADERS - POINTS PER GAME

Rk.	Team	Points Per Game
1.	**KC**	**27.4**
2.	BAL	26.6
3.	DAL	26.4
4.	BUF	26.4
5.	TB	25.7

SCRIMMAGE YARDS PER GAME LEADERS

Over the last eight seasons, the Chiefs rank first in the NFL with 396.1 scrimmage yards per game.

2018-25 NFL LEADERS - SCRIMMAGE YARDS PER GAME

Rk.	Team	Scrimmage Yards Per Game
1.	**KC**	**396.1**
2.	DAL	388.8
3.	BAL	386.4
4.	SF	386.3
5.	TB	386.1

MOVING THE CHAINS

Since 2018, the Chiefs rank first in the league with a total of 2,949 first downs.

2018-25 NFL LEADERS - FIRST DOWNS

Rk.	Team	First Downs
1.	**KC**	**2,949**
2.	DAL	2,825
3.	BAL	2,802
4.	TB	2,792
5.	BUF	2,786

THIRD DOWN MAGIC

Since 2018, the Chiefs have the highest third-down percentage in the NFL, converting 47.2% of their third-down attempts.

2018-25 NFL LEADERS - THIRD DOWN PCT.

Rk.	Team	Third Down Pct.
1.	**KC**	**47.2**
2.	BUF	43.9
3.	BAL	43.4
4.	DAL	43.3
5.	TB	43.2

CHIEFS CAPTAINS

CHIEFS CAPTAINS - 2025

Week 1: QB Patrick Mahomes, DT Chris Jones and K Harrison Butker.
Week 2: TE Travis Kelce, LB Nick Bolton and LS James Winchester.
Week 3: RB Isiah Pacheco, CB Trent McDuffie and P Matt Araiza.
Week 4: WR JuJu Smith-Schuster, DE George Karlaftis and DB Chamarri Conner.
Week 5: T Jawaan Taylor, LB Leo Chenal and WR Nikko Remigio.
Week 6: G Trey Smith, LB Drue Tranquill and CB Chris Roland-Wallace.
Week 7: C Creed Humphrey, S Bryan Cook and DB Jaden Hicks.
Week 8: WR Xavier Worthy, CB Jaylen Watson and TE Noah Gray.
Week 9: RB Kareem Hunt, DE Mike Danna and LB Jack Cochrane.
Week 11: WR Rashee R ice, LB Nick Bolton and LB Leo Chenal.
Week 12: TE Travis Kelce, CB Trent McDuffie and LS James Winchester.
Week 13: QB Patrick Mahomes, DT Chris Jones and K Harrison Butker.
Week 14: OL Kingsley Suamataia, DE George Karlaftis and WR Tyquan Thornton.

CHIEFS DEFENSIVE NOTES

ACCESS DENIED

Dating back to 2013 when Chiefs Head Coach Andy Reid arrived in Kansas City, the Chiefs defense is tied for third in the NFL when it comes to allowing opponent rushing touchdowns, allowing only 152 rushing touchdowns.

Rk.	Team	Games	Rushing TDs
1.	NE	209	119
2.	BAL	209	137
3t.	**KC**	**209**	**152**
	PIT	209	152
5.	DEN	209	155

HOUSE CALLS, PLEASE

The Chiefs have returned 24 of their 184 interceptions for touchdowns since 2013, the most in the NFL over that span.

Rk.	INT TDs	Team
1.	**24**	**Kansas City Chiefs**
2t.	21	Los Angeles Rams
		Tampa Bay Buccaneers
4t.	20	Chicago Bears
		Miami Dolphins
		Philadelphia Eagles

EFFECTING THE QB

Since Defensive Coordinator Steve Spagnuolo arrived in Kansas City in 2019, the Chiefs ranks second in the NFL for defensive pressures with 1,114.

Rk.	Prss	Team
1.	1,127	Tampa Bay Buccaneers
2.	**1,114**	**Kansas City Chiefs**
3.	1,101	Dallas Cowboys
4.	1,076	Pittsburgh Steelers
5.	1,069	Seattle Seahawks

KANSAS CITY THIEVES

The Chiefs are ranked first in the NFL for average interception returns since 2013 with 15.3 yards per return, returning those interceptions for a league-best 2,817 yards and 24 TDs.

Rk.	Avg.	Team
1.	**15.3**	**Kansas City Chiefs**
2.	15.2	Denver Broncos
3.	15.2	San Francisco 49ers
4.	14.8	Los Angeles Rams
5.	14.8	Houston Texans

'24 CHIEFS PRO BOWL PLAYERS & '25 AWARDS

The NFL announced on Jan. 2, 2025 that five members of the Chiefs were selected to participate in the 2025 NFL Pro Bowl.

Creed Humphrey (Center) - 3rd Nomination
Chris Jones (Defensive Tackle) - 6th Nomination
Travis Kelce (Tight End) - 10th Nomination
Joe Thuney (Guard) - 3rd Nomination
Trey Smith (Guard) - 1st nomination

2025 IN-SEASON AWARDS

Week	Player	Award
4	QB Patrick Mahomes	AFC Offensive POTW
6	QB Patrick Mahomes	AFC Offensive POTW
9	RB Kareem Hunt	AFC Offensive POTW

POINTS PER GAME ALLOWED

Dating back to 2013, Kansas City's defense is tied for second in the NFL in points allowed with just 20.2 points per game.

Rk.	Team	PPG
1.	New England Patriots	19.6
2t.	**Kansas City Chiefs**	**20.2**
	Baltimore Ravens	20.2
4.	Seattle Seahawks	20.4
5.	Buffalo Bills	20.8

OPPONENT PASSER RATING

Since 2013, the Chiefs are holding opposing teams to an 86.0 passer rating, placing the unit fifth in the NFL during that time span.

Rk.	Passer Rtg	Team
1.	80.9	Buffalo Bills
2.	84.4	New England Patriots
3.	84.9	Seattle Seahawks
4.	85.5	Denver Broncos
5.	**86.0**	**Kansas City Chiefs**

OPPONENT COMPLETION PERCENTAGE

Since 2013, Kansas City's pass defense is allowing opposing quarterbacks to complete just 61.5 percent of passes, ranking first in the NFL.

Rk.	Comp. %	Team
1.	**61.5**	**Kansas City Chiefs**
2.	61.6	New England Patriots
3.	61.8	Buffalo Bills
4.	62.0	Baltimore Ravens
5.	62.1	Cleveland Browns

FOURTH DOWN STOPS

So far in the 2025 season, the club ranks first in the NFL for stopping opponent's fourth down conversions. Holding opponents to a 27.8% fourth down conversion percentage.

Rk.	Team	Pct.
1.	**Kansas City Chiefs**	**27.8%**
2.	Philadelphia Eagles	30.4%
3.	New England Patriots	31.8%
2.	Jacksonville Jaguars	38.1%
3.	Tampa Bay Buccaneers	40.7%

SACKED BY MCDUFFIE

Since entering the NFL in 2022, Chiefs CB Trent McDuffie ranks third among all cornerbacks in sacks with 5.5.

Rank	Player	Team	Sacks	Sack Yards
1.	Ja'Quan McMillian	DEN	7.0	54.0
2.	Alontae Taylor	NO	6.0	61.5
3.	**Trent McDuffie**	**KC**	**5.5**	**39.0**
4.	Jalen Ramsey	PIT	5.0	40.0
5t.	Marlon Humphrey	BAL	4.5	24.0
	Kenny Moore II	IND	4.5	28.0
	Devon Witherspoon	SEA	4.5	22.5

CHIEFS DEFENSIVE NOTES

CHIEFS DEFENSE NO STRANGER TO END ZONE

Below is a look at Kansas City's defensive scores since Defensive Coordinator Steve Spagnuolo joined the Chiefs in 2019. The Chiefs are 6-0 when producing a fumble recovery touchdown. KC is 2-0 when recording a safety and 6-1 (.857) when obtaining an interception touchdown. The most recent defensive score was Chamarri Conner's 38-yard fumble return in the fourth quarter of Week 2 against the Bengals in the 2024 regular season.

Defensive Scores Under Defensive Coordinator Steve Spagnuolo

Date	Opponent	Defensive Score	Result
9/15/24	CIN	DB Chamarri Conner 38-yard fumble return	W, 26-25
1/7/24	@ LAC	S Mike Edwards 97-yd fumble return	W, 13-12
11/5/23	MIA	Bryan Cook, 59-yard fumble return	W, 21-14
12/11/22	@ DEN	LB Willie Gay 47-yd INT return	W, 34-28
10/23/22	@ SF	DE Frank Clark safety (J. Garoppolo)	W, 44-23
9/15/22	LAC	CB Jaylen Watson 99-yd INT return	W, 27-24
1/8/22	@ DEN	LB Nick Bolton 86-yd fumble return	W, 28-24
12/12/21	LV	CB Mike Hughes 23-yd fumble return	W, 48-9
12/5/21	DEN	S Dan Sorensen 75-yd INT return	W, 22-9
9/19/21	@ BAL	S Tyrann Mathieu 34-yd INT return	L, 35-36
12/13/20	@ MIA	DT Chris Jones safety (T. Tagovailoa)	W, 33-27
10/25/20	@ DEN	S Dan Sorensen 50-yd INT return	W, 43-16
10/5/20	NE	S Tyrann Mathieu 25-yd INT return	W, 26-10
12/1/19	OAK	S Juan Thornhill 46-yd INT return	W, 40-9
10/17/19	@ DEN	LB Reggie Ragland 5-yd fumble return	W, 30-6

GREEDY CHIEFS

The last three seasons (2023-25), the Kansas City Chiefs defense is ranked first in the NFL when it comes to points allowed by an opponent, allowing only 872 total points and averaging just 18.6 points per game.

Rk.	Team	Pts. Allowed
1.	**Kansas City Chiefs**	**872 - 18.6 PPG**
2.	Houston Texans	933 - 19.9 PPG
3.	Green Bay Packers	935 - 19.9 PPG
4.	Denver Broncos	959 - 20.4 PPG
5.	Baltimore Ravens	961 - 20.4 PPG

CHIEFS EXCEL WHEN SACKING THE QB

The Chiefs have placed an emphasis on putting pressure on opposing quarterbacks. Kansas City has recorded 6.0 or more team sacks 64 times in team history. In those 64 games, Kansas City has a 57-6-1 (.898) record and has outscored its opponents 1,858-807.

Record When Recording 6.0 or More Team Sacks

Date	Opponent	Sacks	Yds	Result
12/4/1960	Houston	7.0	54	W, 24-0
12/18/1960	Buffalo	6.0	37	W, 24-7
9/23/1962	@ Oakland	6.0	67	W, 26-16
12/8/1963	Denver	6.0	47	W, 52-21
12/14/1963	Boston	6.0	54	W, 35-3
11/8/1964	Oakland	7.0	65	W, 42-7
10/31/1965	Oakland	6.0	62	W, 14-7
10/8/1967	Miami	7.0	77	W, 41-0
9/28/1968	@ Miami	6.0	55	W, 48-3
11/10/1968	@ Cincinnati	6.0	35	W, 16-9
12/8/1968	@ San Diego	6.0	61	W, 40-3
12/14/1968	@ Denver	7.0	78	W, 30-7
10/26/1969	Cincinnati	6.0	23	W, 42-22
11/2/1969	@ Buffalo	9.0	93	W, 29-7
9/28/1970	@ Baltimore	7.0	73	W, 44-24
12/6/1970	Denver	6.0	45	W, 16-0
10/1/1972	@ Denver	8.0	63	W, 45-24
11/12/1973	Chicago	6.0	64	W, 19-7
12/2/1973	Cleveland	7.0	50	T, 20-20
9/23/1979	Oakland	7.0	55	W, 35-7
10/5/1980	@ Oakland	6.0	54	W, 31-17
11/13/1983	Cincinnati	7.0	49	W, 20-15
11/27/1983	@ Seattle	6.0	40	L, 48-51 (OT)
9/30/1984	Cleveland	11.0	78	W, 10-6
12/8/1985	Atlanta	7.0	53	W, 38-10
9/21/1986	Houston	7.0	42	W, 27-13
9/23/1990	@ Green Bay	6.0	35	W, 17-3
10/7/1990	@ Indianapolis	7.0	62	L, 19-23
11/11/1990	Seattle	9.0	70	L, 16-17
12/2/1990	@ New England	6.0	44	W, 37-7
10/7/1991	Buffalo	6.0	43	W, 33-6
11/17/1991	Denver	6.0	47	L, 20-24
10/11/1992	Philadelphia	6.0	39	W, 24-17
11/8/1992	San Diego	6.0	56	W, 16-14
12/27/1992	Denver	6.0	56	W, 42-20
10/3/1993	LA Raiders	6.0	46	W, 24-9
10/17/1994	@ Denver	6.0	30	W, 31-28
10/1/1995	@ Arizona	7.0	68	W, 24-3
9/15/1996	@ Seattle	7.0	18	W, 35-17
11/16/1997	Denver	6.0	38	W, 24-22
12/7/1997	Oakland	6.0	45	W, 30-0
12/14/1997	@ San Diego	7.0	34	W 29-7
9/6/1998	Oakland	10.0	58	W, 28-8
12/26/1998	@ Oakland	6.0	44	W, 31-24
9/17/2000	San Diego	6.0	31	W, 42-10
11/26/2000	@ San Diego	6.0	28	L, 16-17
12/10/2000	Carolina	6.0	18	W, 15-14
12/8/2002	St. Louis	7.0	49	W, 49-10
12/4/2011	Chicago	7.0	45	W, 10-3
9/8/2013	@ Jacksonville	6.0	50	W, 28-2
9/19/2013	@ Philadelphia	6.0	34	W, 26-16
10/13/2013	Oakland	9.0	63	W, 24-7
12/8/2013	@ Washington	6.0	31	W, 45-10
10/26/2014	St. Louis	7.0	44	W, 34-7
12/28/2014	San Diego	7.0	42	W, 19-7
11/1/2015	Detroit	6.0	32	W, 45-10
1/3/2016	Oakland	6.0	37	W, 23-17
10/30/2016	@ Indianapolis	6.0	38	W, 30-14
9/17/2017	Philadelphia	6.0	34	W, 27-20
10/17/2019	@ Denver	9.0	79	W, 30-6
12/11/2022	@ Denver	6.0	49	W, 34-28
1/7/2023	@ Las Vegas	6.0	39	W, 31-13
10/29/2023	@ Denver	6.0	27	L, 9-24
12/31/2023	Cincinnati	6.0	38	W, 25-17

SPECIAL TEAMS NOTES

BUTKER'S BOOTS

K Harrison Butker's 147 points scored led all NFL players in 2019. He also broke his own franchise record for the most points scored by a kicker in a single season. Butker's 147 points rank second in club history for the most points scored by any player in a single season (Priest Holmes, 2003; 162). On Sept. 5, 2025, Butker surpassed 1,000 career points and now owns 1,087 which ranks third in club annals.

NFL LEADERS, POINTS SCORED (2019)

Rk.	Pts.	Player	Team
1.	**147**	**Harrison Butker**	**KC**
2.	144	Wil Lutz	NO
3.	141	Justin Tucker	BAL
4.	127	Zane Gonzalez	ARI
5.	124	Matt Gay	TB

CHIEFS MOST POINTS, SEASON

Rk.	Pts.	Player	Year
1.	162	Priest Holmes	2003
2.	**147**	**Harrison Butker**	**2019**
3.	144	Priest Holmes	2002
4.	**142**	**Harrison Butker**	**2017**
5.	139	Nick Lowery	1990
6.	**137**	**Harrison Butker**	**2018, 2023**

CHIEFS MOST POINTS, CAREER

Rk.	Pts.	Player	Year
1.	1,466	Nick Lowery	1980-93
2.	1,231	Jan Stenerud	1967-79
3.	**1,087**	**Harrison Butker**	**2017-25**
4.	517	Ryan Succup	2009-13
5.	500	Priest Holmes	2001-07

BUTKER KEEPING PACE

K Harrison Butker tallied 844 points in his first 100 career games, ranking him second in NFL history for most points by a kicker in their first 100 games. Butker also owned 763 points through his first 90 games, which was the most in NFL history. He has scored at least 100 points in six of his nine seasons and has tallied the second most seasons of 100+ points in Chiefs history.

NFL RECORD BOOK: POINTS SCORED, FIRST 100 GAMES

Rk.	Player	Points	Team
1.	Justin Tucker	850	BAL
2.	**Harrison Butker**	**844**	**KC**
3.	Stephen Gostkowski	834	NE
4t.	Mason Crosby	802	GB
	Will Lutz		NO

CHIEFS RECORD BOOK: MOST SEASONS, 100 OR MORE POINTS

Rk.	Seasons	Player	Years
1.	11	Nick Lowery	1981, 1983-86, 1988-93
2.	**6**	**Harrison Butker**	**2017-21, 2023**
3.	5	Jan Stenerud	1967-71
4.	4	Ryan Succop	2009-10, 2012-13
5t.	3	Pete Stoyanovich	1997-99
		Lawrence Tynes	2004-06
		Cairo Santos	2014-16

CONSISTENT COVERAGE WITH TOUB

Since his arrival in 2013, Chiefs Assistant Head Coach/Special Teams Coordinator Dave Toub has had tremendous success with his coverage units. With Toub's leadership, the Chiefs have allowed just a single PR/KR TD which ties for the fewest across the league.

FEWEST RETURN TDS ALLOWED SINCE 2013

Rk.	Team	PR/KR TDs
1t.	**Kansas City**	**1**
	Dallas	1

Toub's two return TDs allowed since the 2010 season ranks first among all active Special Teams Coordinators who have led special teams units since the 2010 season. There are only eight STCs who have been at the helm since 2010 and only five have allowed fewer than 10 return TDs. Toub's units have allowed the fewest with two.

FEWEST RETURN TDS ALLOWED SINCE 2010 (ACTIVE STC)

Rk.	STC	Team	TDs
1.	**Dave Toub**	**KC/CHI**	**2**
2t.	Rich Bisaccia	GB/LV/OAK/DAL/SD/TB	6
	John Fassel	TEN/DAL/LAR/STL/OAK	6
4.	Darren Rizzi	DEN/NO/MIA	8
5.	Jeff Rodgers	AZ/CHI/DEN/CAR	9

Since becoming a coordinator (2004), Toub has allowed the fewest return TDs in that time.

TOUB – RETURN TDS ALLOWED SINCE 2004 (FEWEST IN NFL)

Date	Type	Opponent
12/25/05	PR	Green Bay
9/30/07	KR	Detroit
9/19/10	PR	Dallas
9/29/20	KR	Baltimore

QUALITY SPECIAL TEAMS PLAY

Over the past 13 seasons (2013-25) under Assistant Head Coach/Special Teams Coordinator Dave Toub, the Chiefs special teams units have performed consistently. In fact, over that span, the club is fourth in the league in kick return average (24.8) and is sixth in punt return average (9.6). Additionally, the Chiefs have a combined 14 return touchdowns, which ranks first in the NFL.

KICK RETURN AVERAGE (SINCE 2013)

Rk.	Team	KR	Yds.	Avg.	TDs
1.	Indianapolis	432	10,918	25.3	2
2.	Baltimore	424	10,612	25.0	5
3.	Minnesota	450	11,254	25.0	8
4.	**Kansas City**	**480**	**11,925**	**24.8**	**6**
5.	Detroit Lions	405	10,029	24.8	2

PUNT RETURN AVERAGE (SINCE 2013)

Rk.	Team	PR	Yds.	Avg.	TDs
1.	Baltimore	378	4,164	11.0	5
2.	Detroit	362	3,780	10.4	10
3.	New England	428	4,379	10.2	5
4.	Chicago	336	3,261	9.7	6
5.	Philadelphia	380	3,670	9.7	5
5.	**Kansas City**	**461**	**4,429**	**9.6**	**8**

COMBINED RETURN TOUCHDOWNS (SINCE 2013)

Rk.	Team	PR TDs	KR TDs	Tot TDs
1.	**Kansas City**	**8**	**6**	**14**
2t.	Minnesota	4	8	12
	Detroit	10	2	12
4.	Baltimore	5	5	10
5t.	Philadelphia	5	4	9
	Chicago	6	3	9
	Jacksonville	7	2	9
	New England	5	4	9

CHIEFS ALL-TIME YEAR-BY-YEAR RESULTS

YEAR	PRESEASON	REG. SEASON	PLAYOFFS
1960	6-0	8-6	0-0
1961	4-1	6-8	0-0
1962	2-3	11-3	1-0
1963	3-2	5-7-2	0-0
1964	4-1	7-7	0-0
1965	3-2	7-5-2	0-0
1966	4-0	11-2-1	1-1(SB loss)
1967	4-1	9-5	0-0
1968	4-1	12-2	0-1
1969	6-0	11-3	3-0 (SB win)
1970	4-3	7-5-2	0-0
1971	4-1-1	10-3-1	0-1
1972	5-2	8-6	0-0
1973	2-4	7-5-2	0-0
1974	3-3	5-9	0-0
1975	3-3	5-9	0-0
1976	2-4	5-9	0-0
1977	3-3	2-12	0-0
1978	2-2	4-12	0-0
1979	3-1	7-9	0-0
1980	3-1	8-8	0-0
1981	1-3	9-7	0-0
1982	2-1-1	3-6	0-0
1983	2-2	6-10	0-0
1984	1-3	8-8	0-0
1985	3-1	6-10	0-0
1986	2-2	10-6	0-1
1987	4-1	4-11	0-0
1988	2-1-1	4-11-1	0-0
1989	1-3	8-7-1	0-0
1990	1-3	11-5	0-1
1991	2-2	10-6	1-1
1992	1-3	10-6	0-1
1993	3-1	11-5	2-1
1994	2-3	9-7	0-1
1995	3-1	13-3	0-1
1996	3-1	9-7	0-0
1997	1-3	13-3	0-1
1998	2-3	7-9	0-0
1999	2-2	9-7	0-0
2000	0-4	7-9	0-0
2001	2-2	6-10	0-0
2002	3-1	8-8	0-0
2003	3-2	13-3	0-1
2004	1-3	7-9	0-0
2005	0-4	10-6	0-0
2006	2-2	9-7	0-1
2007	0-4	4-12	0-0
2008	2-2	2-14	0-0
2009	0-4	4-12	0-0
2010	1-3	10-6	0-1
2011	0-4	7-9	0-0
2012	1-3	2-14	0-0
2013	2-2	11-5	0-1
2014	1-3	9-7	0-0
2015	4-0	11-5	1-1
2016	2-2	12-4	0-1
2017	2-2	10-6	0-1
2018	2-2	12-4	1-1
2019	1-3	12-4	3-0 (SB win)
2020	0-0	14-2	2-1 (SB loss)
2021	3-0	12-5	2-1
2022	2-1	14-3	3-0 (SB win)
2023	2-1	11-6	4-0 (SB win)
2024	0-3	15-2	2-1 (SB loss)
2025	0-3	6-7	0-0

OWNERSHIP OF 60+ YEARS

The Chiefs are one of only five current NFL franchises that have been owned by the same individual family for over 60 years.

Ownership	Franchise	Years
Halas Family	Chicago Bears	105
Bidwill Family	Arizona Cardinals	93
Rooney Family	Pittsburgh Steelers	92
Hunt Family	**Kansas City Chiefs**	**66**
Adams Family	Tennessee Titans	66

THE FIRST LADY OF FOOTBALL

Norma Hunt played an integral part of the Chiefs in Kansas City. She owned the distinction of being the only woman known to have attended all 57 Super Bowls before her passing and was selected to preside over the coin toss at Super Bowl XLI along with Pro Football Hall of Fame quarterback Dan Marino. She was involved in numerous philanthropic and civic efforts in Kansas City and Texas. Her husband, Lamar Hunt, was the guiding force behind the formation of the Kansas City Chiefs and the American Football League and was inducted into the Pro Football Hall of Fame in 1972. He, with the help of his family, coined the term “Super Bowl.”

THIS IS OUR HOUSE - GEHA FIELD AT ARROWHEAD STADIUM

CHIEFS FANS SET WORLD RECORD

On Monday, Sept. 29, 2014, Kansas City defeated the New England Patriots 41-14, and Chiefs fans set a Guinness World Record for Loudest Crowd Roar at a Sports Stadium (Outdoors). Chiefs fans reached a peak decibel reading of 142.2 as Guinness World Records adjudicator Philip Robertson monitored the sound levels. The mark was set early in the contest while the club was on defense. The Arrowhead Stadium record passed the old record of 137.5 decibels and broke Seattle's record of 137.6. The Chiefs still hold the record 10 years later.

TOP CROWDS AT ARROWHEAD

(Regular Season and Playoffs)

Date	Opponent	Attendance
Oct. 2, 2000	Seattle	82,893*
Nov. 5, 1972	Oakland	82,094
Sept. 11, 1994	San Francisco	79,907
Sept. 17, 1972	Miami	79,829
Nov. 23, 2006	Denver	79,484
Sept. 22, 1996	Denver	79,439
Oct. 26, 1998	Pittsburgh	79,431
Oct. 9, 1995	San Diego	79,288
Sept. 8, 1996	Oakland	79,281
Nov. 10, 1996	Green Bay	79,281
Oct. 7, 1996	Pittsburgh	79,189
Jan. 11, 2004	Indianapolis	79,159

THE ARROWHEAD ADVANTAGE

"The fans, they're phenomenal. 142.2 decibels, I never thought I would be fired up (for) decibel levels but I'm fired up for them. My ears are still ringing, I mean it was loud, loud down there. Like incredibly loud."
- Chiefs Head Coach Andy Reid

"One hundred percent. Whenever you can go out in pregame warmups and feed on the energy because the fans are there packing the stadium that early, it truly is special. We feed off that the entire game. There's not an empty seat in the stands and I know there won't be an empty seat in Arrowhead this week. I'm excited just to be in front of that crowd playing this AFC Championship."
- Chiefs QB Patrick Mahomes

"A legendary environment like that at Arrowhead Stadium is something else. We're excited about it, we respect it, we realize that the environment is an issue and an element of play and it's something that we need to be prepared for and ultimately combat."
- Steelers Head Coach Mike Tomlin

"I thought the fans were excellent. Nobody left and everybody stayed, and they were loud and that definitely helped. Like I mentioned, they were able to get a punter to bobble the ball. That's an attribute to them and the energy they were delivering there, but we appreciate every bit of that, and like I mentioned last night, my hat goes off to them. They're the best in the NFL. It's great to be a part of."
– Head Coach Andy Reid

"Yeah, listen, it was loud down there—very, very loud. You guys were there, so you know. It was that kind of atmosphere. I think you watched all the college games and you felt that. Arrowhead is loud anyways—how you load this thing up and you say you can't come here for a year you know, and you just open the gates."
– Head Coach Andy Reid

"Yeah I think it's kind of what I said it's the belief we have in each other. We believe as an offense that the defense is going to get a stop when it comes to it and the defense believes that we're going to go down there and find a way to score. So, I think that belief in each other and going out there and battling is good for our football team. What I think made it feel like a playoff game was our crowd. I mean it was insane, probably one of the best crowds I've seen since I've been here. I think that was a momentum swing in the game that kind of got in our favor."
– QB Patrick Mahomes



THE ORIGIN OF SUPER BOWL & SUPER BOWL IV

Lamar Hunt left an indelible mark on professional football. While Hunt made many lasting contributions to the game, part of his legacy will be his "accidental" naming of pro football's most important contest, the Super Bowl. As the story has been told and retold over the years, some of the facts have gotten lost along the way. Here are some of the most important elements of the tale in how the Super Bowl got its name...

- After the AFL-NFL merger was announced in June of 1966, Commissioner Pete Rozelle appointed a committee consisting of himself, Lamar Hunt (Kansas City), Tex Schramm (Dallas) and two other owners from each league (AFL & NFL) to firm up the details of the merger agreement.

- At one of those initial merger meetings, there was a discussion about the date of the game. As the committee discussed the championship game (which ultimately became referenced as the Super Bowl), there was some confusion on whether the parties were discussing the respective AFL and NFL title games or the game between the two leagues. It was then that Hunt first recalled saying, "You know, the last game, the final game . . . the Super Bowl."

- The "inspiration" for Hunt's whimsical suggestion was the high-bouncing "Super Ball" produced by the Wham-O company. Lamar's wife, Norma, had previously purchased one for each of the Hunt children (Lamar Jr., Clark and Sharron) and the toy had become somewhat of a craze in the Hunt household and many other homes across the country.

- Hunt was later quoted as saying, "Nobody ever said let's make that the name of the game. Far from it, we all agreed it was far too corny to be the name of the new title game."

- In a letter from Hunt to Rozelle on July 25, 1966, Hunt urged the commissioner to "coin a phrase" for the title game between the two leagues. In the letter, Hunt said, "I have kiddingly called it the Super Bowl, which can obviously be improved upon."

- Rozelle agreed with Hunt's suggestion since he had a particular disdain for the term "super." According to longtime NFL executive Don Weiss, Rozelle was a former PR man who had a keen appreciation of grammar. In Rozelle's book, "super" was the equivalent of "gee whiz" or "neat." He believed that the term "Super Bowl" had no sophistication whatsoever.

- Rozelle was initially inclined to call the game the "Pro Bowl," but that moniker was already assigned to the NFL's annual all-star contest.

- In the years leading up to the merger, many members of the media had billed a possible championship match-up between the two rival leagues as a "World Series of Football," but Rozelle clearly did not want to have his game associated with baseball.

- After much consternation and debate, Rozelle eventually dubbed the title contest between the two leagues as "The AFL-NFL World Championship Game." However, Hunt's whimsical, off-the-cuff comment had taken root. In the weeks leading up to the game, headline writers had already adapted Hunt's two-word title over the much more verbose official moniker for the game. The TV networks billed the game as "Super Sunday" and even NFL Films tagged their film reels as being designated for the "Super Bowl."

- After the first two "AFL-NFL World Championship Games," the term "Super Bowl" was officially adopted by Commissioner Rozelle and the NFL. The first game to officially be designated as the Super Bowl at the time it was played was Super Bowl III between the AFL's Jets and the NFL's Colts. The first two championship games were retroactively named Super Bowls I & II.

CHIEFS HOFERS FROM SB IV

Prior to Super Bowl LIV, it had been 50 years since the Kansas City Chiefs played in a Super Bowl (IV). That game served as the final AFL-NFL World Championship Game in the history of professional football. The spectacle at Tulane Stadium in New Orleans, La., helped pave the way for the eventual AFL-NFL merger later that year (1970).

In all, 17 members from both the Chiefs and the Vikings that took part in Super Bowl IV were later inducted into the Pro Football Hall of Fame in Canton, Ohio, including both head coaches, Hank Stram and Bud Grant, as well as Chiefs Founder Lamar Hunt and Vikings General Manager Jim Finks. For the Chiefs, 10 members of the Super Bowl IV Championship were later enshrined into the hallowed halls in Canton.

- LB/DE Bobby Bell
- DT Buck Buchanan
- DT Curley Culp
- QB Len Dawson
- LB Willie Lanier
- S Johnny Robinson
- K Jan Stenerud
- CB Emmitt Thomas
- Head Coach Hank Stram
- Chiefs Founder Lamar Hunt

NORMA HUNT FELLOWSHIP PROGRAM

The Kansas City Chiefs were proud to introduce the Norma Hunt Training Camp Fellowship Program that began in 2021. Named after the matriarch of the team and the only known woman to attend all 57 Super Bowls, the fellowship opportunity is part of the Chiefs commitment to diversity and inclusion.

The positions actively expand NFL front office career opportunities for women by annually hiring female candidates into the club's personnel department.

The Norma Hunt Training Camp Fellowship Program includes exposure in pro and college scouting, free agent tryouts, salary cap and contracts, team operations, player engagement and other departments within football operations.

SUPER BOWL IV
Chiefs 23, Vikings 7
January 11, 1970 • Tulane Stadium • 80,562

MINNESOTA	0	0	7	0	— 7
KANSAS CITY	3	13	7	0	— 23

CHIEFS	—	Stenerud, 48-yard FG.
CHIEFS	—	Stenerud, 32-yard FG.
CHIEFS	—	Stenerud, 25-yard FG.
CHIEFS	—	Garrett, 5-yard run (Stenerud kick).
VIKINGS	—	Osborn, 4-yard run (Cox kick).
CHIEFS	—	Taylor, 46-yard pass from Dawson (Stenerud kick).

TEAM STATISTICS	**VIKINGS**	**CHIEFS**
First Downs	13	18
Total Net Yards	239	273
Rushes/Net Yards	19/67	41/151
Net Passing	172	122
Pass Attempts/Completions	28/17	17/12
Had Intercepted	3	1
Sacked/Yards Lost	3/27	3/20
Punts/Average	3/37.0	4/48.5
Penalties/Yards	6/67	4/47
Fumbles/Lost	3/2	0/0

Kansas City's finest sports hour concluded at 5:20 in the afternoon of Sunday, January 11, 1970, when the Chiefs defeated the Minnesota Vikings, 23-7, for the World Championship of pro football.

The Chiefs, who finished 11-3 on the season and defeated the N.Y. Jets and Oakland Raiders in the playoffs, closed out their first decade as the winningest team in the American Football League, which, with Super Bowl IV, came to an end. Beginning in '70, the two leagues merged, with the AFL becoming the American Football Conference of the NFL.

Minnesota, a prohibitive favorite, was 12-2 during the regular season and at one point had won 12 games in succession behind a fearsome defense that had allowed an average of just 9.5 points per game. But behind QB Len Dawson – who would earn the game's Most Valuable Player Award – the Chiefs would amass more than enough offense to carry the day.

(THE Morning KANSAS CITY STAR)
The Kansas City Times
CHIEFS CHAMPS OF WORLD
Sing 'We're No. 1' In Celebrations
Len Dawson Steers the Kansas City Team to 23-7 Victory Over the Minnesota Vikings, Who Were Favored to Win the Game

SUPER BOWL LIV
Chiefs 31, 49ers 20
February 2, 2020 • Hard Rock Stadium • 62,417

SAN FRANCISCO	3	7	10	0	— 20
KANSAS CITY	7	3	0	21	— 31

49ERS	—	Gould, 38-yard field goal (10-62, 5:58).
CHIEFS	—	Mahomes, 1-yard run (Butker kick) (15-75, 7:26).
CHIEFS	—	Butker, 31-yard field goal (9-43, 4:36).
49ERS	—	Juszczyk, 15-yard pass from Garoppolo (Gould kick) (7-80, 4:27).
49ERS	—	Gould, 42-yard field goal (9-60, 5:31).
49ERS	—	Mostert, 1-yard run (Gould kick) (6-55, 2:48).
CHIEFS	—	Kelce, 1-yard pass from Mahomes (Butker kick) (10-83, 2:40).
CHIEFS	—	Dam. Williams, 5-yard pass from Mahomes (Butker kick) (7-65, 2:26).
CHIEFS	—	Dam. Williams, 38-yard run (Butker kick) (2-42, 0:13).

TEAM STATISTICS	**49ERS**	**CHIEFS**
First Downs	21	26
Total Net Yards	351	397
Rushes/Net Yards	22/141	29/129
Net Passing	210	268
Pass Attempts/Completions	31/20	42/26
Had Intercepted	2	2
Times Sacked/Yards	1/9	4/18
Punts/Average	2/43.0	2/50.0
Penalties/Yards	5/45	4/24
Fumbles/Lost	1/0	3/0
Possession Time	26:47	33:13

The Kansas City Chiefs squared off against the NFC Champion San Francisco 49ers in Super Bowl LIV at Hard Rock Stadium, the home of the Miami Dolphins, in Miami Gardens, Florida, on Sunday, February 2, 2020. It marked the club's third Super Bowl appearance (I, IV and LIV), but the first appearance for the club since winning Super Bowl IV against the Minnesota Vikings following the 1969 season.

The 10-point fourth-quarter comeback tied for the second-largest comeback in Super Bowl history and the Chiefs became the first team to record three comebacks of at least 10 points in a single postseason in NFL history.

QB Patrick Mahomes was awarded the Pete Rozelle Trophy as MVP of the game. At 24 years and 138 days old, Mahomes became the youngest QB and the third-youngest player (Marcus Allen and Lynn Swann) to win the Super Bowl MVP award.



SUPER BOWL LVII
Chiefs 38, Eagles 35
February 12, 2023 • State Farm Stadium • 67,827

PHILADELPHIA..... 7 17 3 8 — 35
KANSAS CITY.....7 7 7 17 — 38

EAGLES — Hurts, 1-yard run (Elliott kick) (11-75, 4:51).
CHIEFS — Kelce, 18-yard pass from Mahomes (Butker kick) (6-75, 3:12).
EAGLES — Brown, 45-yard pass from Hurts (Elliott kick) (5-68, 2:32).
CHIEFS — Bolton, 36-yard fumble return (Butker kick).
EAGLES — Hurts, 4-yard run (Elliott kick) (12-75, 7:19).
EAGLES — Elliott, 35-yard field goal (8-40, 1:22).
CHIEFS — Pacheco, 1-yard run (Butker kick) (10-75, 5:30).
EAGLES — Elliott, 33-yard field goal (17-60, 7:45).
CHIEFS — Toney, 5-yard pass from Mahomes (Butker kick) (9-75, 4:41).
CHIEFS — Moore, 4-yard pass from Mahomes (Butker kick) (3-5, 0:49).
EAGLES — Hurts, 2-yard run (Hurts run for Two-Point Conversion) (8-75, 4:07).
CHIEFS — Butker, 27-yard field goal (12-66, 5:07).

TEAM STATISTICS

	EAGLES	CHIEFS
First Downs	25	21
Total Net Yards	417	340
Rushes/Net Yards	32/115	26/158
Net Passing	302	182
Pass Attempts/Completions	38/27	27/21
Had Intercepted	0	0
Times Sacked/Yards	2/2	0/0
Punts/Average	2/47.5	2/49.0
Penalties/Yards	6/33	3/14
Fumbles/Lost	2/1	1/0
Possession Time	35:47	24:13

Kansas City returned to the Super Bowl stage for the third time in four seasons, with a number of national storylines driving interest in the game - two Black quarterbacks facing off in the Super Bowl for the first time, the Kelce brothers becoming the first siblings to face each other in the big game, and Head Coach Andy Reid taking on his former team.

After trading scores all game, Kadarius Toney recorded a Super Bowl-record-65-yard punt return in the fourth quarter to put the Chiefs into scoring position.

The game was then quickly tied after Jalen Hurts converted a two-point conversion to tie the game 35-35 with 5:15 left on the clock. Kansas City took possession and Mahomes found Smith-Schuster for 10 yards and a first down. Mahomes also found Kelce for seven yards and Pacheco rattled off a 10-yard carry to convert a third-and-one. In Philadelphia territory, Mahomes scrambled for a 26-yard run to move into the red zone with under three minutes left in the game.

A costly holding penalty allowed Kansas City's drive to continue and eventually set up a 27-yard field goal for Harrison Butker to put the Chiefs ahead with a score of 38-35 with :08 left on the clock.

After a squib kick, Philadelphia's last-second Hail Mary effort fell incomplete, giving the franchise its third Lombardi Trophy and the second in the past four seasons.

SUPER BOWL LVIII
Chiefs 25, 49ers 22 (OT)
February 11, 2024 • Allegiant Stadium • 61,629

SAN FRANCISCO.....0 10 0 9 3 —22
KANSAS CITY.....0 3 10 6 6 —25

49ERS — Moody, 55-yard field goal (10-46, 4:05).
49ERS — McCaffrey, 21-yard pass from Jennings (Moody kick) (8-67, 3:26).
CHIEFS — Butker, 28-yard field goal (13-65, 4:03).
CHIEFS — Butker, 57-yard field goal (9-47, 4:01). .
CHIEFS — Valdes-Scantling 16-yard pass from Mahomes, (Butker kick) (1-16, 0:04).
49ERS — Jennings, 10-yard pass from Purdy (kick blocked) (12-75, 6:06).
CHIEFS — Butker, 24-yard field goal (12-69, 5:36)
49ERS — Moody, 53-yard field goal (7-40, 3:53)
CHIEFS — Butker, 29-yard field goal (11-64, 1:50)
49ERS — Moody, 27-yard field goal (13-66, 7:38).
CHIEFS — Hardman, 3-yard pass from Mahomes (13-75,7:19)

TEAM STATISTICS	49ERS	CHIEFS
First Downs	23	24
Total Net Yards	382	455
Rushes/Net Yards	31/110	30/130
Net Passing	272	325
Pass Attempts/Completions	39/24	46/34
Had Intercepted	0	1
Times Sacked/Yards	1/4	3/8
Punts/Average	5/50.8	5/50.8
Penalties/Yards	6/40	6/55
Fumbles/Lost	2/2	5/1
Possession Time	38:31	36:26

For the fourth time in five seasons, the Chiefs represented the AFC in the Super Bowl. Super Bowl LVIII was a rematch of Super Bowl LIV with a familiar venue – AFC West rival Raiders home Allegiant Stadium.

It was the first time the NFL's new playoff overtime rules were in effect guaranteeing both teams an offensive possession, barring a defensive score. The 49ers won the coin toss and elected to receive the opening overtime kickoff

Quickly, the Chiefs faced a fourth-and-one but Mahomes kept the game alive with an eight-yard run. Mahomes went back to his legs on a third-and-one, scrambling for 19 more. To secure the 25-22 Super Bowl LVIII win, Mahomes connected with Hardman on a three-yard touchdown pass play coined "Tom and Jerry" and for the second straight year, red and gold confetti fell.

The Chiefs hoisted the Lombardi Trophy for the third time in five seasons and became the seventh team to win the Super Bowl in back-to-back years, the first since the Patriots 20 seasons prior. QB Patrick Mahomes was named Super Bowl MVP for the third time in his career. He joined QB Tom Brady (five) and PFHOF QB Joe Montana (three) as the only three-time winners of the award.

GEHA FIELD AT ARROWHEAD STADIUM

On March 4, 2021, the Kansas City Chiefs and GEHA (Government Employees Health Association, Inc., pronounced G.E.H.A.) jointly announced a historic naming rights agreement that made the nonprofit medical and dental plan provider the first - and exclusive - naming rights partner for Arrowhead Stadium. Beginning with the 2021 season, the home of the Chiefs became GEHA Field at Arrowhead Stadium.

The announcement expanded on an already robust partnership between GEHA and the Chiefs, which had grown significantly since the relationship was first announced in July 2019, when GEHA became the club's Exclusive Health, Dental and Vision Plan Partner. The agreement also highlighted the commitment of both GEHA and the Chiefs to ensuring Arrowhead Stadium remained part of the identity of the stadium.

"We are extremely proud and excited to announce our naming rights agreement with GEHA. When we set out to find a partner for the field at Arrowhead, it was critical to identify a national leader that shares our core values, as well as a deep connection to the local community and respect for Chiefs Kingdom," Chiefs President Mark Donovan said at the time of the announcement. "Our relationship with GEHA over the last few years has only served to reinforce the alignment between our two organizations and proven their strong, long-standing relationship with the local community. This expanded partnership will continue to build lasting health and wellness programs that support the team, GEHA and our community."

GEHA is a national leader in providing medical and dental plans to more than 2 million federal employees, retired military and their families worldwide. Both GEHA and the Chiefs are deeply committed to promoting their missions of driving and supporting health and wellness and this naming rights agreement provides a highly visible platform to support GEHA's efforts to empower its members to be healthy and well.

Throughout the 2021 offseason, team and stadium staff worked with GEHA and Kansas City-based architecture and design firm Populous on the development of a signage package and plan that ensured that both temporary and long-term GEHA Field at Arrowhead Stadium branding and logo assets were in place by the kickoff of the 2021 Chiefs season - the 50th season for the Chiefs in the iconic stadium.

> *"We were looking for the right partner. We were looking for someone who has a base and an impact in this community. We found a company in GEHA who not only had been here longer than us, but were bigger than anyone knew, and no one knew about them. And then they have a story that is so Kansas City. To be about to partner with that company, to use our assets to build their brand, you don't really find that very often."*
>
> *-Chiefs President Mark Donovan*

THE STADIUM SINCE 2000, AT A GLANCE

The stadium opened its doors for the first time on Aug. 12, 1972 as the Chiefs hosted the St. Louis Cardinals in front of 78,190 fans for a preseason game. Since that initial contest, much has changed at the iconic venue, but the spirit of the stadium remains the same as it was for that first preseason football game in 1972.

2006: On April 4, 2006, Jackson County, Mo., taxpayers approved a 3/8 cent sales tax that was expected to raise $425 million for improvements to the Sports Complex, including $212.5 million for Arrowhead. The State of Missouri also contributed $37.5 million. In addition, the Hunt family contributed $125 million to the project.

2010: Upgrades were officially done prior to the start of the 2010 season and included Founder's Plaza, the Ford Fan Zone, the Chiefs Sports Lab, the Chiefs Hall of Honor, the Founder's Club, the CommunityAmerica Club Level and a new team store. Other improvements included an upgraded sound and scoreboard system, a 360-degree video ribbon board and concourses that were doubled in size.

2013: The club introduced a stadium-wide Wi-Fi network, installing 600 high-density wireless access points as part of a seven-figure investment to create a more fully integrated mobile experience for Chiefs fans. Stadium Wi-Fi changed the way fans consumed Chiefs content in-stadium and also changed the way fans interact with the team and each other. The Wi-Fi network received additional upgrades in 2017 and 2018.

2016: In the spring of 2016, the club finished a three-year, multi-million dollar heating system installation under the playing surface of the stadium. The project included a new boiler room on the stadium's service level, as well as thousands of feet of pipe snaking sideline-to-sideline underneath the natural grass surface. The system allows the club to maintain consistent soil temperatures late in the football season and allows the club to maximize grass growing based on the time of year.

2019: Prior to the 2019 season, the Chiefs committed more than $10 million in upgrades to the stadium, including concrete repairs and new waterproofing measures in the stadium's upper level. In addition, the club replaced nearly all seats in the upper deck. The club also upgraded the technology in the west scoreboard to state-of-the-art LED technology that offers an enhanced screen image for fans in-stadium. The team introduced the GEHA Drum Deck, moving the club's pregame drum tradition from field-level to a more prominent location in the upper deck in the west endzone.

2020: In the week following Kansas City's AFC Championship victory on Jan. 19, 2020, the club announced multiple offseason projects for the 2020 season, including new seats in the lower bowl, a technology upgrade to the east end zone scoreboard, enclosing multiple open-air field box suites, and an expanded Team Store.

2021: The club finished the third phase of the three-year seat replacement project by installing all new seats on the CommunityAmerica Club Level. The team also completed a massive renovation to the home locker room complex inside the stadium, including not only the Chiefs locker room, but the equipment room, athletic training room and the coaches' locker rooms. After a decade as the preeminent space dedicated to Chiefs and AFL history, the Chiefs Hall of Honor received a substantial upgrade, providing a more upscale, fully enclosed, temperature-controlled museum experience while creating a new special events space.

2025: In the offseason, modifications were made to the north side of the lower seating bowl in preparation for 2026 FIFA World Cup matches to be played at the stadium. Approximately 3,200 seats were removed in order to make room for the wider soccer field requirements of FIFA. A modular seating structure was then installed, allowing for the re-installation of every seat in time for the 2025 Chiefs football season.

While other venues of a similar vintage have long since been termed obsolete, thanks to the foresight and vision of the leadership of Jackson County, the Hunt family, the Chiefs and the taxpayers who made it a reality, GEHA Field at Arrowhead Stadium remains one of the most iconic stadiums in the NFL.

TE TRAVIS KELCE NAMED KANSAS CITY CHIEFS CLUB WINNER FOR WALTER PAYTON NFL MAN OF THE YEAR AWARD PRESENTED BY NATIONWIDE

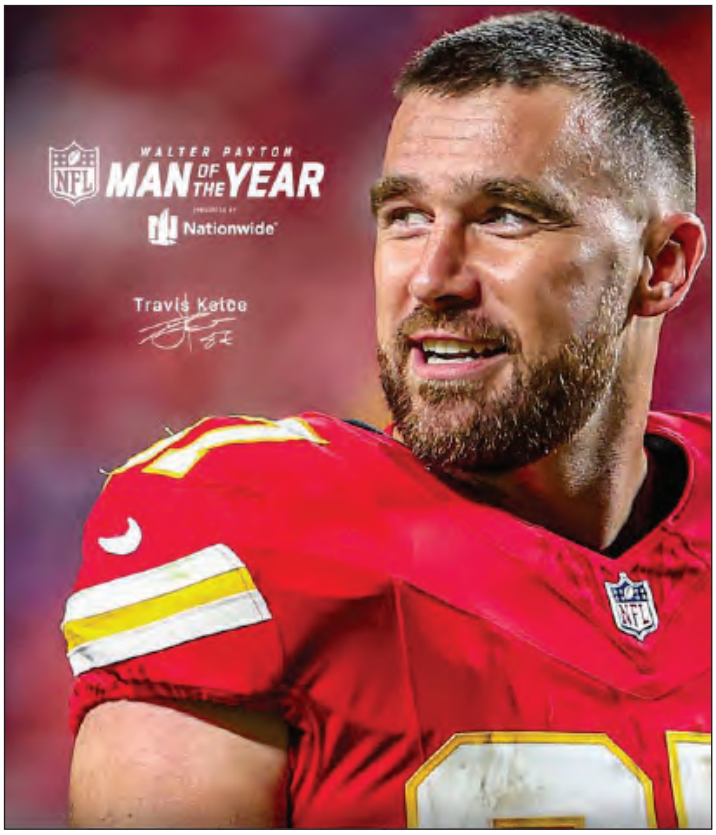

On Dec. 4, the Kansas City Chiefs announced that TE Travis Kelce has been selected as the team club's winner for the Walter Payton NFL Man of the Year Award presented by Nationwide. The Walter Payton NFL Man of the Year Award is the league's most prestigious honor, recognizing players who excel on the field and demonstrate a steadfast commitment to creating a positive impact beyond the game. Kelce is joined by 31 other club winners, with a selection from each club.

"Travis Kelce has been an influential part of the Kansas City community since his arrival 13 years ago," Chiefs Chairman and CEO Clark Hunt said. "He is a leader in every sense of the word. Over the course of his career, Travis has rewritten the franchise record book and earned an unprecedented 10 consecutive Pro Bowl selections. During that time, he has united our community and inspired our fans while making a tangible difference in the lives of others. His Eighty-Seven & Running Foundation and his work with Operation Breakthrough and the Ignition Lab have helped to shape a brighter future for the next generation throughout Chiefs Kingdom. The entire Chiefs organization and the greater Kansas City community are proud to once again have Travis as the club's selection for the Walter Payton NFL Man of the Year Award."

"To be chosen as the team's Walter Payton NFL Man of the Year is such a great honor. I have so much love for Kansas City and the Chiefs organization, and to be selected once again means everything to me," Kelce said. "The opportunity to be involved and help kids through Eighty-Seven & Running and working with Operation Breakthrough as well as Ignition Lab has been such a tremendous experience. Coming from Cleveland Heights and having a strong support system has taught me the importance of having the right people around, that show up for you and want to see you succeed. Being able to give back to Kansas City and to my hometown, places that have done so much for me, has been a dream come true, and I'll never take that for granted. Representing the team, the Hunt family, our fans, and my foundation is incredibly special, and I'm very grateful."

All 32 club winners will be recognized for their achievements during the week leading up to Super Bowl LX in the Bay Area. The national winner of the 2025 Walter Payton NFL Man of the Year Award presented by Nationwide will be announced during NFL Honors, a primetime awards special airing on Thursday, Feb. 5. The charitable beneficiary of each team's club winner will receive $40,000, and the nonprofit chosen by the overall national winner will receive $250,000. All donations are made possible by the NFL Foundation and Nationwide Foundation.

Kelce has been an integral member of the Kansas City community since he was selected with the 63rd overall pick in the 2013 NFL Draft while also cementing his legacy as one of the greatest to play at his position. Kelce founded the Eighty-Seven & Running Foundation in 2015, a 501(c)(3) nonprofit organization empowering disadvantaged youth in the Kansas City community by providing resources and community support to showcase their talents in the areas of education, business, athletics, STEM, and the arts. With his foundation, he has collaborated with Operation Breakthrough, an after-school educational environment providing support and extracurricular opportunities for inner-Kansas City youth. During the Chiefs My Cause My Cleats game against the Indianapolis Colts during Week 12, Kelce wore cleats customized by students from Operation Breakthrough. The cleats were also featured alongside a backpack signed by Operation Breakthrough students.

In fall of 2021, Kelce collaborated with Operation Breakthrough to open Ignition Lab. Beginning as an abandoned muffler shop in Kansas City's North Hyde Park neighborhood, Ignition Lab has supplied students with skills beyond what they may learn in the classroom.

Since then, Ignition Lab has served over 1,000 Kansas City high school students by providing a one-of-a-kind, hands-on learning experience for high school students to develop skills to pursue a career in a variety of areas including culinary arts, automotive technology, graphic design, and more. Students can also earn wages for the work they do while also receiving education through financial literacy courses, which is a requirement for students. In addition, students consistently mentor Operation Breakthrough students through the summer, with more than 25,000 hours of mentoring being completed. Students from Ignition Lab also receive the opportunity to receive industry certifications including food-safety and health, OSHA, On Shape CAD, and MIG Welding. During the 2024-25 school year, 96 industry certifications were awarded. Since its inception, students from Ignition Lab have gone on to successfully open businesses thanks to skills they have learned including a food truck, a hydroponic farm, a digital media studio, and an upcoming tech repair shop. To date, students have also completed over 400 client-connected projects in the Kansas City community.

Kelce is a three-time Super Bowl champion over his 13-year career in Kansas City, shattering nearly every tight end record. This season, Kelce has amassed 60 receptions, 727 yards, and five touchdowns. Entering Week 15 of the 2025 season, he has caught a pass in 187 consecutive games, the longest streak in franchise history and the longest active streak in the league. In the team's Week 8 win against the Washington Commanders, Kelce became the first Chiefs player to surpass 100 receiving touchdowns, including regular season and playoffs. During the Chiefs Week 11 matchup against the Denver Broncos, Kelce broke the Chiefs record for most career regular season touchdowns in history, surpassing RB Priest Holmes (83). He currently sits in third place all-time in the NFL record book in receiving yards by a tight end posting 12,878 receiving yards, behind Pro Football Hall of Famers Tony Gonzalez (15,127) and Jason Witten (13,046). Kelce is the second Chiefs player in history to surpass 12,000 combined yards, sharing the record with WR Dante Hall (12,356). On the field, Kelce has been a consistent and dominating force, amassing 1,000 receiving yards in each season from 2016-22 while being named to a Pro Bowl every season since 2015. He is a six-time AP All-Pro honoree, with four first-team selections (2016, 2018, 2020, 2022) and three second-team nods (2017, 2019, 2021). In 2020, Kelce was named by members of the Pro Football Hall of Fame's Selection Committee to the NFL's All-Decade Team of the 2010s.

Fans are once again encouraged to participate in Nationwide's annual Charity Challenge, a social media and online contest that allows fans to show support for their favorite Walter Payton NFL Man of the Year club winner. Fans can vote on X/Twitter by posting #WPMOYChallenge along with the last name/X handle of their chosen club winner or by voting directly on NFL.com/ManOfTheYear. The club winner who receives the most collective hashtag mentions and online votes will win an additional $35,000 donation from Nationwide to the charity of their choice, with the runner-up receiving $10,000 and the third-place winner receiving $5,000. Charity Challenge voting takes place from Thursday, Dec. 4 to Monday, Jan. 5, 2026. Beginning Week 14 and continuing through the end of the season, each of this year's club winners, including Kelce, will wear a special Walter Payton NFL Man of the Year helmet decal in recognition of their accomplishments on and off the field. For more information about the award, please visit NFL.com/ManOfTheYear.

ROD STALLBAUMER NAMED CHIEFS ERIC DRISKELL HIGH SCHOOL COACH OF THE YEAR FOR THE 2025 SEASON

On Dec. 9, the Kansas City Chiefs announced that Basehor-Linwood High School Head Coach Rod Stallbaumer has been named the Eric Driskell High School Coach of the Year for the 2025 season. The announcement took place as part of the annual Simone Awards, which were held at Platte County High School Tuesday morning.

"I am very honored to have been selected for this award," Stallbaumer said. "It is an incredible recognition not just for myself, but also all the hard work of our assistant coaches, players and the community here at Basehor-Linwood and all the time and sacrifice they have put into our program."

Stallbaumer was this year's Week 5 Coach of the Week winner representing Kansas after Basehor-Linwood defeated the De Soto Wildcats 42-38 after a touchdown gave the Bobcats the win in the final 13 seconds of the game. The Bobcats finished their historic season with a 12-1 record and a Class 5A state championship appearance.

Stallbaumer has a 161-61 head coaching record in 22 seasons as a head coach. He has been with the Bobcats since 2014 and has compiled a 95-33 record. Previously, Stallbaumer was the head coach at Lyndon High School (2007-14), an assistant coach at Rossville High School (2005-06), and Quivira Heights High School (2001-05), starting as an assistant coach before taking on the head coaching role for his final two seasons.

The announcement marks the finale of the 29th season of the High School Coach of the Week program, a joint initiative of the Kansas City Chiefs and the National Football League. This program is designed to recognize and reward Kansas City area high school coaches for superior performance on a weekly basis while honoring individuals who are shaping today's youth and tomorrow's leaders.

The Kansas City Chiefs partnered with PrepsKC to select Coaches of the Week from Missouri and Kansas each week. PrepsKC is the only complete multimedia coverage of high school football in the Kansas City Metro. For the last 16 years, it has combined a dynamic web site, weekly magazine and comprehensive weekly radio show. More information about PrepsKC, including scores, schedules and coverage can be found at www.prepskc.com.

CHIEFS TEAM UP WITH THE ELF ON THE SHELF FOR A "MONTH OF MISCHIEF" TO CELEBRATE THE HOLIDAY SEASON

Just as Santa and his elves are working around the clock in preparation for Christmas Day, the Kansas City Chiefs have been hard at work as well, gearing up to show the world, once again, that no one does Christmas like the Chiefs. With the team's third consecutive Christmas Day game on the horizon, this year's Kingdom Christmas invites fans to celebrate with a full lineup of holiday festivities, both on and off the field.

"The holidays have always been about bringing people together, and there's nothing quite like the energy in Chiefs Kingdom this time of year," said Chiefs President Mark Donovan. "Christmas gives us a unique opportunity to unite our fans, celebrate our community, and create moments that last forever. With 'Merry Mischief' and a full month of holiday fun, we're embracing everything that makes this team and this city so special."

The biggest gift under this year's Kingdom Christmas tree is "Merry Mischief," a heartwarming and playful short following "Kelce on the Shelfie," who finds itself "home alone" at GEHA Field at Arrowhead Stadium while the team is away. Through the Elf's mischief and hijinks, the magical Elf ultimately rallies the team and Chiefs Kingdom before the Christmas Day game against the Denver Broncos. Fans will see Claymation versions of Patrick Mahomes, Trent McDuffie, Chris Jones, George Karlaftis, Xavier Worthy, Travis Kelce and Head Coach Andy Reid.

The "Merry Mischief" teaser is now live on YouTube, with the full-length short to be released at 8 a.m. CST on Wednesday, Dec. 24, also available on Facebook, Instagram, TikTok and X/Twitter.

A Month of Mischief highlights:

Kingdom Scout Elf Contest
Fans can style their own Elf on the Shelf as the world's biggest Chiefs fan. Entries showing the most Kingdom Christmas spirit will be entered to win prizes such as a VIP gameday experience, player-signed jerseys or other Chiefs gear. To submit entries and view official rules, visit www.chiefs.com/kingdomchristmas.

Mascot Meet-Up
The Elf on the Shelf will make live gameday appearances throughout the stadium with KC Wolf, including during the pregame parade and in the Hall of Honor during the third quarter.

Gifting Christmas Day Miracles
The Community Caring Team and the Salvation Army will create a Christmas miracle for a deserving Kansas City-area family, including field passes, participation in the ceremonial First Pass, visits from KC Wolf and the Chiefs Cheerleaders and other gifts and experiences. The family's gameday experience will be shared across all social channels following the Christmas Day game.

"The holidays mean something special in Chiefs Kingdom, and we wanted to create something that truly brings that spirit to life," said Lara Krug, Chiefs EVP and Chief Media & Marketing Officer. "So much of this season is about family traditions – the moments we share, the experiences we pass down and the joy that carries from one generation to the next. This year's Kingdom Christmas blends imagination, tradition and a touch of mischief to help families make those memories together and feel even more connected to the team they love. It's our way of extending the magic of the season across the entire Kingdom."

Additional engagement includes Kingdom's Greetings, the Chiefs' holiday pop-up bar experience; the third-annual Kingdom Kids Winter Wonderland on Sunday, December 28; and three home games during the holiday season — Texans on December 7, Chargers on December 14 and Broncos on December 25. Limited tickets are available at www.chiefs.com/tickets.

For schedules, contest info and full details on the 2025 Kingdom Christmas season, visit www.chiefs.com/kingdomchristmas and follow @Chiefs on all platforms.

ROSTER

ROSTER/ALPHABETICAL

NO.	NAME	POS	HT	WT	DOB	EXP	COLLEGE	HOMETOWN	HOW ACQ
Active (53)									
14	Araiza, Matt	P	6-1	200	5/16/2000	2	San Diego State	San Diego, Calif.	FA-25
31	Bassa, Jeffrey	LB	6-2	235	9/20/2002	R	Oregon	Salt Lake City, Utah	D5-25
32	Bolton, Nick	LB	5-11	237	3/10/2000	5	Missouri	Frisco, Texas	D2a-21
5	Brown, Hollywood	WR	5-9	180	6/4/1997	7	Oklahoma	Hollywood, Fla.	FA-25
7	Butker, Harrison	K	6-4	205	7/14/1995	9	Georgia Tech	Decatur, Ga.	FA-17
66	Caliendo, Mike	OL	6-4	301	10/21/1997	3	Western Michigan	Brookfield, Wis.	CFA-22
54	Chenal, Leo	LB	6-3	250	10/26/2000	4	Wisconsin	Grantsburg, Wis.	D3-22
43	Cochrane, Jack	LB	6-3	236	2/9/1999	4	South Dakota	Mount Vernon, Iowa	CFA-22
27	Conner, Chamarri	DB	6-0	202	7/11/2000	3	Virginia Tech	Jacksonville, Fla.	D4-23
6	Cook, Bryan	S	6-1	206	9/7/1999	4	Cincinnati	Cincinnati, Ohio	D2b-22
51	Danna, Mike	DE	6-2	257	12/1/1997	6	Michigan	Detroit, Mich.	D5-20
34	Edwards, Mike	S	5-10	205	5/18/1996	6	Kentucky	Cincinnati, Ohio	FA-25
8	Fulton, Kristian	CB	5-11	197	9/3/1998	6	Lousiana State	New Orleans, La.	FA-25
97	Gillotte, Ashton	DE	6-3	270	10/30/2002	R	Louisville	Boca Raton, Fla.	D3-25
83	Gray, Noah	TE	6-3	240	4/30/1999	5	Duke	Leominster, Mass.	D5a-21
21	Hicks, Jaden	DB	6-1	215	8/16/2002	2	Washington State	Las Vegas, Nev.	D4b-24
52	Humphrey, Creed	C	6-4	302	6/28/1999	5	Oklahoma	Shawnee, Okla.	D2b-21
29	Hunt, Kareem	RB	5-11	216	8/6/1995	9	Toledo	Willoughby, Ohio	FA-25
95	Jones, Chris	DT	6-6	310	7/3/1994	10	Mississippi State	Houston, Miss.	D2-16
56	Karlaftis, George	DE	6-4	263	4/3/2001	4	Purdue	West Lafayette, Ind.	D1b-22
87	Kelce, Travis	TE	6-5	250	10/5/1989	13	Cincinnati	Cleveland Heights, Ohio	D3a-13
38	Knowles, Kevin	DB	5-11	190	4/9/2003	R	Florida State	Hollywood, Fla.	CFA-25
15	Mahomes, Patrick	QB	6-2	225	9/17/1995	9	Texas Tech	Tyler, Texas	D1-17
59	McDonald, Cooper	LB	6-3	240	8/7/2001	R	TCU	Haslet, Texas	CFA-25
22	McDuffie, Trent	CB	5-11	193	9/13/2000	4	Washington	Westminster, Calif.	D1a-22
17	Minshew, Gardner	QB	6-1	225	5/16/1996	5	Washington State	Brandon, Miss.	FA-25
25	Mitchell, Elijah	RB	5-10	200	5/2/1998	5	Louisiana	Erath, LA	FA-25
77	Moore, Jaylon	OL	6-4	311	1/9/1998	5	Western Michigan	Detroit, MI	FA-25
64	Morris, Wanya	OL	6-6	307	10/10/2000	3	Oklahoma	Grayson, Ga.	D3-23
92	Nnadi, Derrick	DT	6-1	317	5/9/1996	7	Florida State	Virginia Beach, Va.	T (NYJ)-25
60	Nourzad, Hunter	OL	6-3	317	11/26/2000	2	Penn State	Marietta, Ga.	D5-24
90	Omenihu, Charles	DE	6-5	280	8/20/1997	7	Texas	Rowlett, Texas	FA-25
10	Pacheco, Isiah	RB	5-10	216	3/2/1999	4	Rutgers	Vineland, N.J.	D7b-22
69	Pennel, Mike	NT	6-4	330	5/9/1991	11	Colorado State-Pueblo	Aurora, Colo.	FA-23
79	Pole, Esa	OL	6-7	319	7/4/2001	R	Washington State	Hayward, Calif.	CFA-25
81	Remigio, Nikko	WR	5-9	187	11/4/1999	1	Fresno State	Orange, Calif.	CFA-23
4	Rice, Rashee	WR	6-1	204	4/22/2000	3	SMU	North Richland Hills, Texas	D2-23
11	Royals, Jalen	WR	6-0	195	2/18/2003	R	Utah State	Powder Springs, Ga.	D4-25
24	Smith, Brashard	RB	5-10	196	4/11/2003	R	SMU	Richmond Heights, Fla.	D7-25
65	Smith, Trey	G	6-6	321	6/16/1999	5	Tennessee	Jackson, Tenn.	D6-21
9	Smith-Schuster, JuJu	WR	6-1	215	11/22/1996	8	USC	Long Beach, Calif.	FA-25
76	Suamataia, Kingsley	OL	6-4	326	1/18/2003	2	BYU	Orem, Utah	D2-24
74	Taylor, Jawaan	T	6-5	330	11/25/1997	7	Florida	Cocoa, Fla.	FA-23
80	Thornton, Tyquan	WR	6-2	185	8/7/2000	4	Baylor	Miami, Fla.	FA-24
99	Tillery, Jerry	DT	6-6	295	10/8/1996	7	Notre Dame	Shreveport, La.	FA-25
85	Tonyan, Robert	TE	6-5	240	4/30/1994	7	Indiana State	McHenry, Ill.	FA-25
23	Tranquill, Drue	LB	6-2	234	8/15/1995	7	Notre Dame	Fort Wayne, Ind.	FA-24
35	Watson, Jaylen	CB	6-2	197	9/17/1998	4	Washington State	Augusta, Ga.	D7a-22
12	Wiley, Jared	TE	6-6	249	11/2/2000	2	TCU	Temple, Texas	D4a-24
2	Williams, Joshua	CB	6-3	193	10/17/1999	4	Fayetteville State	Fayetteville, N.C.	D4-22
20	Williams, Nohl	DB	6-1	200	9/23/2002	R	California	Oxnard, Calif.	D3-25
41	Winchester, James	LS	6-3	240	8/6/1989	11	Oklahoma	Washington, Okla.	FA-15
1	Worthy, Xavier	WR	5-11	165	4/27/2003	2	Texas	Fresno, Calif.	D1-24
Practice Squad (16)									
89	Brownlee, Jason	WR	6-3	202	1/30/1999	2	Southern Mississippi	West Point, Miss.	FA-24
48	Christiansen, Cole	LB	6-1	230	7/30/1997	2	Army	Suffolk, Va.	FA-22
40	Downs, Ethan	DE	6-4	263	10/13/2002	R	Oklahoma	Weatherford, Okla.	FA-25
26	Edwards-Helaire, Clyde	RB	5-7	207	4/11/1999	5	LSU	Baton Rouge, La.	FA-25
72	Godrick, Chukwuebuka	T	6-5	293	10/11/2000	1		Lagos, Nigeria	FA-23
61	Hanson, C.J.	OL	6-5	300	3/3/2001	1	Holy Cross	Wyckoff, N.J.	D7-24
94	Herring, Malik	DE	6-3	275	11/9/1997	5	Georgia	Forsyth, Ga.	CFA-21
19	Oladokun, Chris	QB	6-1	213	9/3/1997	1	South Dakota State	Tampa, Fla.	FA-22
93	Pickens, Zacch	DT	6-4	303	3/6/2000	3	South Carolina	Anderson, S.C.	FA-25
34	Pierce, Dameon	RB	5-10	215	2/19/2000	4	Florida	Bainbridge, Ga.	FA-25

39	Smith, Melvin	CB	6-1	185	4/12/2002	R	Southern Arkansas	Bossier City, La.	CFA-25
57	Smith, Tyreke	DE	6-3	255	2/14/2000	1	Ohio State	Cleveland, Ohio	FA-25
42	Steele, Carson	FB	6-0	228	10/21/2002	2	UCLA	Greenwood, Ind.	CFA-24
96	Tuipulotu, Marlon	DT	6-2	307	5/31/1999	4	USC	Independence, OR	FA-25
73	Waletzko, Matt	T	6-8	305	12/15/1999	2	North Dakota	Cold Spring, Minn.	FA-25
49	Watson, Tre	TE	6-5	250	10/12/2002	R	Texas A&M	Rio Rancho, N.M.	CFA-25

Reserve/Injured (10)

91	Anudike-Uzomah, Felix	DE	6-4	255	1/24/2002	3	Kansas State	Kansas City, Mo.	D1-23
88	Briningstool, Jake	TE	6-6	240	12/9/2002	R	Clemson	Brentwood, TN	CFA-25
26	Bush, Deon	S	6-0	200	8/14/1993	9	Miami (Fla.)	Miami, Fla.	FA-22
50	George, Brandon	LB	6-3	240	11/19/2000	R	Pittsburgh	Reading, Pa.	CFA-25
13	Johnson, Nazeeh	CB	5-10	199	7/17/1998	4	Marshall	Martinsburg, W.V.	D7c-22
55	Norman-Lott, Omarr	DT	6-3	315	3/11/2002	R	Tennessee	North Highlands, Calif.	D2-25
98	Robinson, Janarius	DE	6-5	263	5/4/1998	5	Florida State	Panama City, Fla.	FA-25
30	Roland-Wallace, Chris	CB	5-11	202	11/23/2001	2	USC	Palmdale, Calif.	CFA-24
45	Scott, Eric	CB	6-2	202	8/7/1999	1	Southern Mississippi	Basehor, Kan.	FA-25
71	Simmons, Josh	T	6-5	310	12/26/2002	R	Ohio State	San Diego, Calif.	D1-25

Reserve/Non-Football Injury (1)

75	Driskell, Ethan	T	6-8	313	6/29/2000	1	Marshall	Louisville, Ky.	CFA-24

COACHING STAFF

HEAD COACH: Andy Reid
ASSISTANTS:
OFFENSE: Matt Nagy (Offensive Coordinator); Joe Bleymaier (Pass Game Coordinator); Mark DeLeone (Asst. Running Backs); Connor Embree (Wide Receivers); David Girardi (Quarterbacks); Andy Heck (Offensive Line); Corey Matthaei (Asst. Offensive Line); Tom Melvin (Tight Ends); Todd Pinkston (Running Backs); Kevin Saxton (Offensive Asst.); Dan Williams (Asst. Quarterbacks).
DEFENSE: Steve Spagnuolo (Defensive Coordinator); Louie Addazio (Defensive Quality Control); Joe Cullen (Defensive Line); Brendan Daly (Linebackers); Matt House (Senior Defensive Asst.); Dave Merritt (Defensive Backs); Chris Orr (Defensive Quality Control); Alex Whittingham (Asst. Defensive Line); Rod Wilson (Outside Linebackers).
SPECIALISTS: Dave Toub (Asst. Head Coach/Special Teams Coordinator); Porter Ellett (Asst. Special Teams).
MISCELLANEOUS: Ryan Reynolds (Head Strength & Conditioning/Dir. of Sports Science); Greg Carbin (Asst. Strength & Conditioning); Nick Cassetta (Asst. Strength & Conditioning); Spencer Reid (Asst. Strength & Conditioning); Mike Frazier (Statistical Analysis Coordinator); Dylan Street (Asst. to the Head Coach).

ROSTER/NUMERICAL

NO.	NAME	POS	HT	WT	DOB	EXP	COLLEGE	HOMETOWN	HOW ACQ
Active (53)									
1	Worthy, Xavier	WR	5-11	165	4/27/2003	2	Texas	Fresno, Calif.	D1-24
2	Williams, Joshua	CB	6-3	193	10/17/1999	4	Fayetteville State	Fayetteville, N.C.	D4-22
4	Rice, Rashee	WR	6-1	204	4/22/2000	3	SMU	North Richland Hills, Texas	D2-23
5	Brown, Hollywood	WR	5-9	180	6/4/1997	7	Oklahoma	Hollywood, Fla.	FA-25
6	Cook, Bryan	S	6-1	206	9/7/1999	4	Cincinnati	Cincinnati, Ohio	D2b-22
7	Butker, Harrison	K	6-4	205	7/14/1995	9	Georgia Tech	Decatur, Ga.	FA-17
8	Fulton, Kristian	CB	5-11	197	9/3/1998	6	Lousiana State	New Orleans, La.	FA-25
9	Smith-Schuster, JuJu	WR	6-1	215	11/22/1996	8	USC	Long Beach, Calif.	FA-25
10	Pacheco, Isiah	RB	5-10	216	3/2/1999	4	Rutgers	Vineland, N.J.	D7b-22
11	Royals, Jalen	WR	6-0	195	2/18/2003	R	Utah State	Powder Springs, Ga.	D4-25
12	Wiley, Jared	TE	6-6	249	11/2/2000	2	TCU	Temple, Texas	D4a-24
14	Araiza, Matt	P	6-1	200	5/16/2000	2	San Diego State	San Diego, Calif.	FA-25
15	Mahomes, Patrick	QB	6-2	225	9/17/1995	9	Texas Tech	Tyler, Texas	D1-17
17	Minshew, Gardner	QB	6-1	225	5/16/1996	5	Washington State	Brandon, Miss.	FA-25
20	Williams, Nohl	DB	6-1	200	9/23/2002	R	California	Oxnard, Calif.	D3-25
21	Hicks, Jaden	DB	6-1	215	8/16/2002	2	Washington State	Las Vegas, Nev.	D4b-24
22	McDuffie, Trent	CB	5-11	193	9/13/2000	4	Washington	Westminster, Calif.	D1a-22
23	Tranquill, Drue	LB	6-2	234	8/15/1995	7	Notre Dame	Fort Wayne, Ind.	FA-24
24	Smith, Brashard	RB	5-10	196	4/11/2003	R	SMU	Richmond Heights, Fla.	D7-25
25	Mitchell, Elijah	RB	5-10	200	5/2/1998	5	Louisiana	Erath, LA	FA-25
27	Conner, Chamarri	DB	6-0	202	7/11/2000	3	Virginia Tech	Jacksonville, Fla.	D4-23
29	Hunt, Kareem	RB	5-11	216	8/6/1995	9	Toledo	Willoughby, Ohio	FA-25
31	Bassa, Jeffrey	LB	6-2	235	9/20/2002	R	Oregon	Salt Lake City, Utah	D5-25
32	Bolton, Nick	LB	5-11	237	3/10/2000	5	Missouri	Frisco, Texas	D2a-21
34	Edwards, Mike	S	5-10	205	5/18/1996	6	Kentucky	Cincinnati, Ohio	FA-25
35	Watson, Jaylen	CB	6-2	197	9/17/1998	4	Washington State	Augusta, Ga.	D7a-22
38	Knowles, Kevin	DB	5-11	190	4/9/2003	R	Florida State	Hollywood, Fla.	CFA-25
41	Winchester, James	LS	6-3	240	8/6/1989	11	Oklahoma	Washington, Okla.	FA-15
43	Cochrane, Jack	LB	6-3	236	2/9/1999	4	South Dakota	Mount Vernon, Iowa	CFA-22
51	Danna, Mike	DE	6-2	257	12/1/1997	6	Michigan	Detroit, Mich.	D5-20
52	Humphrey, Creed	C	6-4	302	6/28/1999	5	Oklahoma	Shawnee, Okla.	D2b-21
54	Chenal, Leo	LB	6-3	250	10/26/2000	4	Wisconsin	Grantsburg, Wis.	D3-22
56	Karlaftis, George	DE	6-4	263	4/3/2001	4	Purdue	West Lafayette, Ind.	D1b-22
59	McDonald, Cooper	LB	6-3	240	8/7/2001	R	TCU	Haslet, Texas	CFA-25
60	Nourzad, Hunter	OL	6-3	317	11/26/2000	2	Penn State	Marietta, Ga.	D5-24
64	Morris, Wanya	OL	6-6	307	10/10/2000	3	Oklahoma	Grayson, Ga.	D3-23
65	Smith, Trey	G	6-6	321	6/16/1999	5	Tennessee	Jackson, Tenn.	D6-21
66	Caliendo, Mike	OL	6-4	301	10/21/1997	3	Western Michigan	Brookfield, Wis.	CFA-22
69	Pennel, Mike	NT	6-4	330	5/9/1991	11	Colorado State-Pueblo	Aurora, Colo.	FA-23
74	Taylor, Jawaan	T	6-5	330	11/25/1997	7	Florida	Cocoa, Fla.	FA-23
76	Suamataia, Kingsley	OL	6-4	326	1/18/2003	2	BYU	Orem, Utah	D2-24
77	Moore, Jaylon	OL	6-4	311	1/9/1998	5	Western Michigan	Detroit, MI	FA-25
79	Pole, Esa	OL	6-7	319	7/4/2001	R	Washington State	Hayward, Calif.	CFA-25
80	Thornton, Tyquan	WR	6-2	185	8/7/2000	4	Baylor	Miami, Fla.	FA-24
81	Remigio, Nikko	WR	5-9	187	11/4/1999	1	Fresno State	Orange, Calif.	CFA-23
83	Gray, Noah	TE	6-3	240	4/30/1999	5	Duke	Leominster, Mass.	D5a-21
85	Tonyan, Robert	TE	6-5	240	4/30/1994	7	Indiana State	McHenry, Ill.	FA-25
87	Kelce, Travis	TE	6-5	250	10/5/1989	13	Cincinnati	Cleveland Heights, Ohio	D3a-13
90	Omenihu, Charles	DE	6-5	280	8/20/1997	7	Texas	Rowlett, Texas	FA-25
92	Nnadi, Derrick	DT	6-1	317	5/9/1996	7	Florida State	Virginia Beach, Va.	T (NYJ)-25
95	Jones, Chris	DT	6-6	310	7/3/1994	10	Mississippi State	Houston, Miss.	D2-16
97	Gillotte, Ashton	DE	6-3	270	10/30/2002	R	Louisville	Boca Raton, Fla.	D3-25
99	Tillery, Jerry	DT	6-6	295	10/8/1996	7	Notre Dame	Shreveport, La.	FA-25
Practice Squad (16)									
19	Oladokun, Chris	QB	6-1	213	9/3/1997	1	South Dakota State	Tampa, Fla.	FA-22
26	Edwards-Helaire, Clyde	RB	5-7	207	4/11/1999	5	LSU	Baton Rouge, La.	FA-25
34	Pierce, Dameon	RB	5-10	215	2/19/2000	4	Florida	Bainbridge, Ga.	FA-25
39	Smith, Melvin	CB	6-1	185	4/12/2002	R	Southern Arkansas	Bossier City, La.	CFA-25
40	Downs, Ethan	DE	6-4	263	10/13/2002	R	Oklahoma	Weatherford, Okla.	FA-25
42	Steele, Carson	FB	6-0	228	10/21/2002	2	UCLA	Greenwood, Ind.	CFA-24
48	Christiansen, Cole	LB	6-1	230	7/30/1997	2	Army	Suffolk, Va.	FA-22
49	Watson, Tre	TE	6-5	250	10/12/2002	R	Texas A&M	Rio Rancho, N.M.	CFA-25
57	Smith, Tyreke	DE	6-3	255	2/14/2000	1	Ohio State	Cleveland, Ohio	FA-25
61	Hanson, C.J.	OL	6-5	300	3/3/2001	1	Holy Cross	Wyckoff, N.J.	D7-24

72	Godrick, Chukwuebuka	T	6-5	293	10/11/2000	1		Lagos, Nigeria	FA-23
73	Waletzko, Matt	T	6-8	305	12/15/1999	2	North Dakota	Cold Spring, Minn.	FA-25
89	Brownlee, Jason	WR	6-3	202	1/30/1999	2	Southern Mississippi	West Point, Miss.	FA-24
93	Pickens, Zacch	DT	6-4	303	3/6/2000	3	South Carolina	Anderson, S.C.	FA-25
94	Herring, Malik	DE	6-3	275	11/9/1997	5	Georgia	Forsyth, Ga.	CFA-21
96	Tuipulotu, Marlon	DT	6-2	307	5/31/1999	4	USC	Independence, OR	FA-25

Reserve/Injured (10)

13	Johnson, Nazeeh	CB	5-10	199	7/17/1998	4	Marshall	Martinsburg, W.V.	D7c-22
26	Bush, Deon	S	6-0	200	8/14/1993	9	Miami (Fla.)	Miami, Fla.	FA-22
30	Roland-Wallace, Chris	CB	5-11	202	11/23/2001	2	USC	Palmdale, Calif.	CFA-24
45	Scott, Eric	CB	6-2	202	8/7/1999	1	Southern Mississippi	Basehor, Kan.	FA-25
50	George, Brandon	LB	6-3	240	11/19/2000	R	Pittsburgh	Reading, Pa.	CFA-25
55	Norman-Lott, Omarr	DT	6-3	315	3/11/2002	R	Tennessee	North Highlands, Calif.	D2-25
71	Simmons, Josh	T	6-5	310	12/26/2002	R	Ohio State	San Diego, Calif.	D1-25
88	Briningstool, Jake	TE	6-6	240	12/9/2002	R	Clemson	Brentwood, TN	CFA-25
91	Anudike-Uzomah, Felix	DE	6-4	255	1/24/2002	3	Kansas State	Kansas City, Mo.	D1-23
98	Robinson, Janarius	DE	6-5	263	5/4/1998	5	Florida State	Panama City, Fla.	FA-25

Reserve/Non-Football Injury (1)

75	Driskell, Ethan	T	6-8	313	6/29/2000	1	Marshall	Louisville, Ky.	CFA-24

COACHING STAFF

HEAD COACH: Andy Reid
ASSISTANTS:
OFFENSE: Matt Nagy (Offensive Coordinator); Joe Bleymaier (Pass Game Coordinator); Mark DeLeone (Asst. Running Backs); Connor Embree (Wide Receivers); David Girardi (Quarterbacks); Andy Heck (Offensive Line); Corey Matthaei (Asst. Offensive Line); Tom Melvin (Tight Ends); Todd Pinkston (Running Backs); Kevin Saxton (Offensive Asst.); Dan Williams (Asst. Quarterbacks).
DEFENSE: Steve Spagnuolo (Defensive Coordinator); Louie Addazio (Defensive Quality Control); Joe Cullen (Defensive Line); Brendan Daly (Linebackers); Matt House (Senior Defensive Asst.); Dave Merritt (Defensive Backs); Chris Orr (Defensive Quality Control); Alex Whittingham (Asst. Defensive Line); Rod Wilson (Outside Linebackers).
SPECIALISTS: Dave Toub (Asst. Head Coach/Special Teams Coordinator); Porter Ellett (Asst. Special Teams).
MISCELLANEOUS: Ryan Reynolds (Head Strength & Conditioning/Dir. of Sports Science); Greg Carbin (Asst. Strength & Conditioning); Nick Cassetta (Asst. Strength & Conditioning); Spencer Reid (Asst. Strength & Conditioning); Mike Frazier (Statistical Analysis Coordinator); Dylan Street (Asst. to the Head Coach).

2025 KANSAS CITY CHIEFS POSITION-BY-POSITION ROSTER
(as of December9,2025)

QUARTERBACKS (2)

15 Mahomes, Patrick ..... QB
17 Minshew, Gardner ..... QB

RUNNING BACKS (4)

10 Pacheco, Isiah ..... RB
25 Mitchell, Elijah ..... RB
24 Smith, Brashard ..... RB
29 Hunt, Kareem ..... RB

WIDE RECEIVERS (7)

1 Worthy, Xavier ..... WR
5 Brown, Hollywood ..... WR
11 Royals, Jalen ..... WR
81 Remigio, Nikko ..... WR
4 Rice, Rashee ..... WR
9 Smith-Schuster, JuJu ..... WR
80 Thornton, Tyquan ..... WR

TIGHT ENDS (4)

12 Wiley, Jared ..... TE
85 Tonyan, Robert ..... TE
83 Gray, Noah ..... TE
87 Kelce, Travis ..... TE

OFFENSIVE LINE (9)

52 Humphrey, Creed C
64 Morris, Wanya ..... OL
66 Caliendo, Mike ..... OL
76 Suamataia, Kingsley ..... OL
79 Pole, Esa ..... OL
60 Nourzad, Hunter ..... OL
65 Smith, Trey ..... G
74 Taylor, Jawaan ..... T
77 Moore, Jaylon ..... OL

LINEBACKERS (6)

23 Tranquill, Drue ..... LB
32 Bolton, Nick ..... LB
54 Chenal, Leo ..... LB
31 Bassa, Jeffrey ..... LB
43 Cochrane, Jack ..... LB
59 McDonald, Cooper ..... LB

DEFENSIVE BACKS (10)

2 Williams, Joshua ..... CB
8 Fulton, Kristian ..... CB
21 Hicks, Jaden ..... DB
27 Conner, Chamarri ..... DB
35 Watson, Jaylen ..... CB
6 Cook, Bryan ..... S
20 Williams, Nohl ..... DB
22 McDuffie, Trent ..... CB
34 Edwards, Mike ..... S
38 Knowles, Kevin ..... DB

DEFENSIVE LINE (8)

51 Danna, Mike ..... DE
69 Pennel, Mike ..... NT
92 Nnadi, Derrick ..... DT
97 Gillotte, Ashton ..... DE
56 Karlaftis, George ..... DE
90 Omenihu, Charles ..... DE
95 Jones, Chris ..... DT
99 Tillery, Jerry ..... DT

SPECIALISTS (3)

7 Butker, Harrison ..... K
41 Winchester, James ..... LS
14 Araiza, Matt ..... P

ROSTER/DEPTH CHART

(As of December 9, 2025)

OFFENSE

WR	4	Rashee Rice	9	JuJu Smith-Schuster	11	Jalen Royals
WR	1	Xavier Worthy	81	Nikko Remigio		
LT	64	Wanya Morris	77	Jaylon Moore	79	Esa Pole
LG	76	Kingsley Suamataia	66	Mike Caliendo	60	Hunter Nourzad
C	52	Creed Humphrey	60	Hunter Nourzad	66	Mike Caliendo
RG	65	Trey Smith	77	Jaylon Moore	64	Wanya Morris
RT	74	Jawaan Taylor	77	Jaylon Moore	64	Wanya Morris
TE	87	Travis Kelce	83	Noah Gray	85	Robert Tonyan
					12	Jared Wiley
QB	15	Patrick Mahomes	17	Gardner Minshew		
RB	10	Isiah Pacheco	29	Kareem Hunt	25	Elijah Mitchell
					24	Brashard Smith
WR	5	Hollywood Brown	80	Tyquan Thornton		

DEFENSE

DE	51	Mike Danna	97	Ashton Gillotte		
DT	92	Derrick Nnadi	69	Mike Pennel		
DT	95	Chris Jones	99	Jerry Tillery		
DE	56	George Karlaftis	90	Charles Omenihu		
LB	23	Drue Tranquill	31	Jeffrey Bassa		
LB	32	Nick Bolton	43	Jack Cochrane		
LB	54	Leo Chenal	59	Cooper McDonald		
CB	22	Trent McDuffie	20	Nohl Williams	38	Kevin Knowles
CB	35	Jaylen Watson	8	Kristian Fulton	2	Joshua Williams
S	6	Bryan Cook	21	Jaden Hicks		
S	27	Chamarri Conner	34	Mike Edwards		

SPECIALISTS

K	7	Harrison Butker				
H	14	Matt Araiza				
P	14	Matt Araiza				
LS	41	James Winchester				
PR	81	Nikko Remigio	80	Tyquan Thornton		
KR	81	Nikko Remigio	24	Brashard Smith	80	Tyquan Thornton

PRONUNCIATION GUIDE

Matt Araiza ..... uh-RIZE-uh
Jeffrey Bassa ..... BAH-suh
Mike Caliendo ..... cali-en-DOE
Leo Chenal ..... shuh-NELL
Jack Cochrane ..... kok-ruh n
Chamarri Conner ..... chuh-MAR-ee
Mike Danna ..... DAN-ah
Ashton Gillotte ..... Juh-LAH-tee
Travis Kelce ..... KEL-see
Wanya Morris ..... WAHN-yay
Derrick Nnadi ..... NAH-dee
Hunter Nourzad ..... NOR-zad
Charles Omenihu ..... oh-MEN-ah-who
Isiah Pacheco ..... pa-CHECK-co
Mike Pennel ..... puh-NELL
Esa Pole ..... eh-SUH POE-lay
Nikko Remigio ..... KNEE-co Re-me-HEE-oh
Rashee Rice ..... rah-she
Brashard Smith ..... BRUH-shard
Kingsley Suamataia ..... SUA-ma-Tah-ee-uh
Tyquan Thornton ..... tie-QUAN
Robert Tonyan ..... TUN-yin
Xavier Worthy ..... Ex-ZAY-vee-er

2025 KANSAS CITY CHIEFS HOW BUILT

(as of December 9, 2025)

YEAR	DRAFTEES (13)	FREE AGENTS (10)	COLLEGE FREE AGENTS (1)	TRADES/WAIVERS (1)	PRACTICE SQUAD (0)	SUP. DRAFT (0)
2013	TE Travis Kelce (3)					
2015		LS James Winchester (FA-15)				
2016	DT Chris Jones (2)					
2017	QB Patrick Mahomes (1)	K Harrison Butker (FA-17) RB Kareem Hunt (FA-25) WR JuJu Smith-Schuster (FA-25)				
2018				DT Derrick Nnadi (T NYJ -25)		
2022	DE George Karlaftis (-1) CB Trent McDuffie (1a)					
2023	WR Rashee Rice (2) OL Wanya Morris (3) DB Chamarri Conner (4)	T Jawaan Taylor (FA-23)	WR Nikko Remigio (CFA-23)			
2024	WR Xavier Worthy (1) OL Kingsley Suamataia (2) TE Jared Wiley (4a) OL Hunter Nourzad (5)	P Matt Araiza (FA-25) WR Hollywood Brown (FA-25) QB Gardner Minshew (FA-25) DT Jerry Tillery (FA-25) TE Robert Tonyan (FA-25)				
2025	RB Brashard Smith (7)					

ROSTER/FLIPCARD PRONUNCIATIONS

(As of December 9, 2025)

CHIEFS PRONUNCIATIONS

Matt Araiza	uh-RIZE-uh
Jeffrey Bassa	BAH-suh
Mike Caliendo	cali-en-DOE
Leo Chenal	shuh-NELL
Jack Cochrane	kok-ruh n
Chamarri Conner	chuh-MAR-ee
Mike Danna	DAN-ah
Ashton Gillotte	Juh-LAH-tee
Travis Kelce	KEL-see
Wanya Morris	WAHN-yay
Derrick Nnadi	NAH-dee
Hunter Nourzad	NOR-zad
Charles Omenihu	oh-MEN-ah-who
Isiah Pacheco	pa-CHECK-co
Mike Pennel	puh-NELL
Esa Pole	eh-SUH POE-lay
Nikko Remigio	KNEE-co Re-me-HEE-oh
Rashee Rice	rah-she
Brashard Smith	BRUH-shard
Kingsley Suamataia	SUA-ma-Tah-ee-uh
Tyquan Thornton	tie-QUAN
Robert Tonyan	TUN-yin
Xavier Worthy	Ex-ZAY-vee-er

CHARGERS PRONUNCIATIONS

Austin Deculus	DECK-you-lus
Justin Eboigbe	ee-BOYG-bee
Oronde Gadsden	uh-RON-day
Daiyan Henley	DAY-on
Zion Johnson	ZEYE-uhn
Odafe Oweh	uh-DAH-fay OH-way
Jamaree Salyer	SAL-yur
Benjamin St-Juste	saint-JUICE
Teair Tart	TEE-air
Tuli Tuipulotu	TOO-lee TOO-ee-poo-LOW-too
Kimani Vidal	VIE-dell

ROSTER/TRANSACTIONS - V2

DATE	POS.	PLAYER	TRANSACTION	POS.	PLAYER	TRANSACTION
12/6	CB	Chris Roland-Wallace	Reserve/Injured	OL	C.J. Hanson	Activated from Practice Squad via Standard Elevation
	S	Mike Edwards	Signed to Active Roster			
12/3	T	Matt Waletzko	Signed to Practice Squad	T	Esa Pole	Signed to Active Roster
	T	Josh Simmons	Placed on Reserve/Injured			
11/26	T	Esa Pole	Activated from Practice Squad via Standard Elevation	S	Mike Edwards	Activated from Practice Squad via Standard Elevation
11/24	WR	Jimmy Holiday	Terminated Practice Squad Contract	RB	Dameon Pierce	Signed to Practice Squad
11/23	RB	Clyde Edwards-Helaire	Activated from Practice Squad via Standard Elevation			
11/12	WR	Jimmy Holiday	Signed to Practice Squad			
11/6	DT	Brodric Martin	Signed to Pittsburgh's Active Roster			
11/4	DE	Malik Herring	Signed to Practice Squad	WR	Jimmy Holiday	Terminated Practice Squad Contract
11/2	RB	Clyde Edwards-Helaire	Activated from Practice Squad via Standard Elevation	OL	C.J. Hanson	Activated from Practice Squad via Standard Elevation
10/29	NT	Mike Pennel	Signed	DE	Malik Herring	Waived
10/27	OL	C.J. Hanson	Activated via Standard Elevation	DT	Marlon Tuipulotu	Activated via Standard Elevation
10/25	T	Esa Pole	Signed to Practice Squad			
10/21	DT	Omarr Norman-Lott	Reserve/Injured	DB	Kevin Knowles	Signed to Active Roster
10/18	WR	Rashee Rice	Activated to Activate Roster			
10/16	S	Jammie Robinson	Signed to Detroit's Active roster from Kansas City Practice Squad			
10/15	WR	Jason Brownlee	Signed to Practice Squad			
10/13	WR	Jason Brownlee	Waived			
10/6	DT	Marlon Tuipulotu	Activated from Practice Squad via Standard Elevation			
9/28	DT	Brodric Martin	Activated from Practice Squad via Standard Elevation	DB	Kevin Knowles	Activated from Practice Squad via Standard Elevation
9/20	DB	Kevin Knowles	Activated from Practice Squad via Standard Elevation			
9/16	WR	Hal Presley	Terminated Practice Squad Contract	LB	Cole Christiansen	Signed to Practice Squad
9/13	DB	Kevin Knowles	Activated from Practice Squad via Standard Elevation			
9/9	LB	Cole Christiansen	Terminated Practice Squad Contract	WR	Hal Presley	Signed to Practice Squad

9/5	DT	Marlon Tuipulotu	Activated from Practice Squad via Standard Elevation			
8/28	TE	Robert Tonyan	Signed to Active Roster	DT	Coziah Izzard	Terminated Practice Squad Contract
	WR	Hal Presley	Terminated Practice Squad Contract	DE	Ethan Downs	Signed to Practice Squad
	RB	Clyde Edwards-Helaire	Signed to Practice Squad	DT	Brodric Martin	Signed to Practice Squad
	DT	Zacch Pickens	Signed to Practice Squad	S	Jammie Robinson	Signed to Practice Squad
	DE	Tyreke Smith	Signed to Practice Squad			
8/27	LB	Cole Christiansen	Signed to Practice Squad	S	Mike Edwards	Signed to Practice Squad
	OL	C.J. Hanson	Signed to Practice Squad	WR	Jimmy Holiday	
	DT	Coziah Izzard	Signed to Practice Squad	DB	Kevin Knowles	Signed to Practice Squad
	QB	Chris Oladokun	Signed to Practice Squad	WR	Hal Presley	Signed to Practice Squad
	CB	Melvin Smith	Signed to Practice Squad	FB	Carson Steele	Signed to Practice Squad
	TE	Robert Tonyan	Signed to Practice Squad	DT	Marlon Tuipulotu	Signed to Practice Squad
	TE	Tre Watson	Signed to Practice Squad	T	Chukwuebuka Godrick	Signed to Practice Squad
	WR	Rashee Rice	Reserve/Suspension			
8/26	TE	Jake Briningstool	Reserve/Injured	LB	Brandon George	Reserve/Injured
	CB	Nazeeh Johnson	Reserve/Injured	T	Ethan Driskell	Reserve/NFI
	WR	Elijhah Badger	Waived	DE	Owen Carney	Waived
	CB	Ajani Carter	Waived	OL	Dalton Cooper	Waived
	CB	Jacobe Covington	Waived	WR	Mac Dalena	Waived
	T	Chukwuebuka Godrick	Waived	OL	C.J. Hanson	Waived
	CB	Azizi Hearn	Waived	WR	Jimmy Holiday	Waived
	DT	Coziah Izzard	Waived	LB	Cam Jones	Waived
	DB	Kevin Knowles	Waived	OL	Joey Lombard	Waived
	DT	Fabien Lovett	Waived	DE	Nate Matlack	Waived
	S	Glendon Miller	Waived	LB	Xander Mueller	Waived
	QB	Chris Oladokun	Waived	OL	Esa Pole	Waived
	WR	Hal Presley	Waived	WR	Key'Shawn Smith	Waived
	CB	Melvin Smith	Waived	TE	Geor'Quarius Spivey	Waived
	FB	Carson Steele	Waived	TE	Tre Watson	Waived
	RB	Michael Wiley	Waived	S	Major Williams	Waived
	QB	Bailey Zappe	Waived	LB	Cole Christiansen	Released
	S	Mike Edwards	Released	NT	Mike Pennel	Released
	TE	Robert Tonyan	Released	DT	Marlon Tuipulotu	Released
8/25	DT	Derrick Nnadi	Acquired via Trade w/ NYJ			
8/20	WR	Skyy Moore	Traded			
8/18	DE	Owen Carney	Signed	DE	Felix Anudike-Uzomah	Reserve/Injured
	RB	Elijah Young	Waived			
8/12	RB	Michael Wiley	Signed			
8/11	DE	Janarius Robinson	Reserve/Injured	S	Deon Bush	Reserve/Injured
	DE	Nate Matlack	Signed			
8/7	CB	Kristian Fulton	Activated			

ROSTER/TRANSACTIONS - V2

8/1	CB	Ajani Carter	Signed	CB	Darius Rush	Waived with injury designations
	CB	Eric Scott	Waived with injury designations	CB	Azizi Hearn	Signed
	WR	Key'Shawn Smith	Signed			
7/30	T	Jawaan Taylor	Activated	P	Eddie Czaplicki	Waived
7/27	TE	Tre Watson	Activated			
7/21	WR	Hal Presley	Signed	TE	Tre Watson	Active/PUP
	T	Jawaan Taylor	Active/PUP	DT	Omarr Norman-Lott	Signed
	DE	George Karlaftis	Renegotiated	CB	Kristian Fulton	Active/PUP
7/16	WR	Justyn Ross	Waived			
6/19	G	Tremayne Anchrum Jr.	Terminated Contract	TE	Kevin Foelsch	Terminated Contract
6/11	TE	Kevin Foelsch	Signed			
5/16	G	Tremayne Anchrum Jr.	Signed	RB	Keaontay Ingram	Waived with Injury Designation
	WR	Justin Lockhart	Reached Injury Settlement			
5/13	DE	Ashton Gillotte	Signed	WR	Jalen Royals	Signed
5/6	S	Will Brooks	Waived	WR	Justin Lockhart	Waived with Injury Designation
5/5	T	Josh Simmons	Signed	CB	Robert Rochell	Released
5/3	LB	Jeffrey Bassa	Signed	RB	Brashard Smith	Signed
	WR	Elijhah Badger	Signed	TE	Jake Briningstool	Signed
	S	Will Brooks	Signed	G	Dalton Cooper	Signed
	S	Jacobe Covington	Signed	P	Eddie Czaplicki	Signed
	WR	Mac Dalena	Signed	LB	Brandon George	Signed
	DT	Coziah Izzard	Signed	CB	Kevin Knowles	Signed
	WR	Justin Lockhart	Signed	S	Glendon Miller	Signed
	T	Esa Pole	Signed	CB	Melvin Smith	Signed
	TE	Tre Watson	Signed	RB	Elijah Young	Signed
	DE	BJ Thompson	Waived with an NFI Designation	LB	Blake Lynch	Released
4/30	LB	Shaun Bradley	Released	TE	Anthony Firkser	Released
	TE	Baylor Cupp	Waived	G	McKade Mettauer	Waived
	S	Jason Taylor II	Waived			
4/11	LB	Jack Cochrane	Renegotiated Contract			
4/8	S	Mike Edwards	Signed	DE	Janarius Robinson	Signed
3/27	CB	Nazeeh Johnson	Renegotiated Contract	DE	Charles Omenihu	Signed
	CB	Robert Rochell	Signed			
3/24	NT	Mike Pennel	Signed	DT	Marlon Tuipulotu	Signed
3/21	G	Mike Caliendo	Signed			
3/19	DT	Jerry Tillery	Signed			
3/18	WR	JuJu Smith-Schuster	Signed			
3/14	RB	Kareem Hunt	Signed			
3/13	CB	Kristian Fulton	Signed	RB	Elijah Mitchell	Signed
	OL	Jaylon Moore	Signed	QB	Gardner Minshew II	Signed
3/12	G	Joe Thuney	Traded	DE	Malik Herring	Renegotiated Contract
3/11	TE	Robert Tonyan	Signed	LB	Cole Christiansen	Signed
	LS	James Winchester	Renegotiated Contract			
3/8	WR	Marquise Brown	Renegotiated Contract			

ROSTER/TRANSACTIONS - V2

2/28	G	Trey Smith	Placed a Non-Exclusive Franchise Tender			
1/15	TE	Robert Tonyan	Terminated Contract	WR	Jason Brownlee	Signed to Practice Squad
1/10	DT	Marlon Tuipulotu	Placed on Reserve/Injured			
1/7	WR	Montrell Washington	Signed to Practice Squad	LB	Blake Lynch	Terminated Contract
1/4	LB	Blake Lynch	Activated from Practice Squad via Standard Elevation	QB	Chris Oladokun	Activated from Practice Squad via Standard Elevation
1/3	CB	Jaylen Watson	Designated to return from IR			
1/1	WR	Mecole Hardman	Designated to return from IR			

STATS & SUMMARIES

TEAM STATS

KANSAS CITY CHIEFS / REGULAR SEASON WEEK 14 / THROUGH SUNDAY, DECEMBER 7, 2025

WON 6, LOST 7				ANDY REID (13 GAMES)
09/05	L	21-27	at L.A. Chargers	47,627
09/14	L	17-20	Philadelphia	73,558
09/21	W	22-9	at N.Y. Giants	80,690
09/28	W	37-20	Baltimore	73,552
10/06	L	28-31	at Jacksonville	69,329
10/12	W	30-17	Detroit	73,543
10/19	W	31-0	Las Vegas	73,584
10/27	W	28-7	Washington	73,569
11/02	L	21-28	at Buffalo	71,024
11/16	L	19-22	at Denver	75,911
11/23	W	23-20 (OT)	Indianapolis	73,611
11/27	L	28-31	at Dallas	93,739
12/07	L	10-20	Houston	73,611

2025 TEAM STATISTICS

	KC	OPP.
FIRST DOWNS	**291**	**217**
Rushing	104	74
Passing	165	121
Penalty	22	22
Third Down-Made/Att	68/169	69/160
Third Down Efficiency	40.2%	43.1%
Fourth Down-Made/Att	22/29	5/18
Fourth Down Efficiency	75.9%	27.8%
TOTAL NET YARDS	**4,772**	**3,948**
Avg. Per Game	367.1	303.7
Total Plays	855	728
Avg. Per Play	5.6	5.4
NET YARDS RUSHING	**1,546**	**1,293**
Avg. Per Game	118.9	99.5
Total Rushes	352	315
Avg. Per Rush	4.4	4.1
NET YARDS PASSING	**3,226**	**2,655**
Avg. Per Game	248.2	204.2
Sacked/Yards Lost	29/172	25/107
Gross Yards	3,398	2,762
Attempts/Completions	474/299	388/263
Pct. of Completion	63.1%	67.8%
Had Intercepted	10	7
PUNTS/AVERAGE	**38/46.7**	**46/47.4**
Net Punting Average	40.0	43.5
PUNT RETURN/AVG.	**23/7.0**	**15/15.7**
KICKOFF RETURN/AVG.	**54/26.4**	**54/25.4**
INTERCEPTION RETURN/AVG.	**7/7.0**	**10/15.8**
PENALTIES/YARDS	**91/773**	**84/770**
FUMBLES/BALL LOST	**11/1**	**10/3**
TOUCHDOWNS	**36**	**27**
Rushing	14	12
Passing	22	14
Returns	0	1
EXTRA POINTS/ATTEMPTS	**29/33**	**25/26**
TWO POINT CONVERSION/ATT.	**2/3**	**1/1**
FIELD GOALS/ATTEMPTS	**22/26**	**21/22**
AVG. TIME OF POSSESSION	**31:35**	**28:25**

* SCORE BY PERIODS	Q1	Q2	Q3	Q4	OT	PTS
TEAM	43	99	71	99	3	315
OPPONENTS	54	77	50	71	0	252

SCORING	TD	RU	PA	RT	K-PAT	FG	2PT	S	PTS
H. Butker	0	0	0	0	29/33	22/26	0	0	95
K. Hunt	9	8	1	0	0/0	0/0	0	0	54
R. Rice	6	1	5	0	0/0	0/0	1	0	38
T. Kelce	5	0	5	0	0/0	0/0	1	0	32
H. Brown	5	0	5	0	0/0	0/0	0	0	30
P. Mahomes	4	4	0	0	0/0	0/0	0	0	24
T. Thornton	3	0	3	0	0/0	0/0	0	0	18
I. Pacheco	2	1	1	0	0/0	0/0	0	0	12
J. Smith-Schuster	1	0	1	0	0/0	0/0	0	0	6
X. Worthy	1	0	1	0	0/0	0/0	0	0	6
TEAM	**36**	**14**	**22**	**0**	**29/33**	**22/26**	**2**	**0**	**315**
OPPONENTS	**27**	**12**	**14**	**1**	**25/26**	**21/22**	**1**	**0**	**252**

* RUSHING	NO.	YDS	AVG	LONG	TD
K. Hunt	142	545	3.8	33	8
P. Mahomes	62	407	6.6	22	4
I. Pacheco	90	375	4.2	16	1
B. Smith	30	94	3.1	8	0
X. Worthy	9	86	9.6	35	0
R. Rice	5	20	4.0	7	1
C. Edwards-Helaire	7	13	1.9	7	0
N. Remigio	1	11	11.0	11	0
T. Kelce	1	1	1.0	1	0
G. Minshew	5	-6	-1.2	-1	0
TEAM	**352**	**1,546**	**4.4**	**35**	**14**
OPPONENTS	**315**	**1,293**	**4.1**	**71t**	**12**

* RECEIVING	TAR	NO.	YDS	AVG	LONG	TD
T. Kelce	83	60	727	12.1	44	5
R. Rice	67	46	520	11.3	47	5
X. Worthy	63	38	456	12.0	42	1
H. Brown	62	42	494	11.8	49	5
J. Smith-Schuster	35	27	304	11.3	30	1
T. Thornton	34	17	391	23.0	61	3
N. Gray	31	17	146	8.6	28	0
B. Smith	26	19	161	8.5	17	0
K. Hunt	19	14	114	8.1	22	1
I. Pacheco	19	13	60	4.6	11	1
C. Edwards-Helaire	2	2	9	4.5	7	0
N. Remigio	1	1	21	21.0	21	0
J. Wiley	1	1	4	4.0	4	0
R. Tonyan	1	1	1	1.0	1	0
J. Brownlee	1	0	0	0.0	0	0
E. Mitchell	1	0	0	0.0	0	0
TEAM	**446**	**298**	**3,408**	**11.4**	**61**	**22**
OPPONENTS	**369**	**262**	**2,767**	**10.6**	**53**	**14**

* INTERCEPTIONS	NO.	YDS	AVG	LONG	TD
J. Watson	2	14	7.0	14	0
C. Roland-Wallace	1	23	23.0	23	0
M. Danna	1	10	10.0	10	0
T. McDuffie	1	2	2.0	2	0
L. Chenal	1	0	0.0	0	0
J. Cochrane	1	0	0.0	0	0
TEAM	**7**	**49**	**7.0**	**23**	**0**
OPPONENTS	**10**	**158**	**15.8**	**99t**	**1**

* FUMBLES	FUM	LST	FF	REC	TD
K. Hunt	2	1	0	1	0
H. Brown	1	0	0	0	0
C. Humphrey	1	0	0	0	0
P. Mahomes	3	0	0	3	0
I. Pacheco	0	0	0	1	0
N. Remigio	1	0	0	1	0
R. Rice	2	0	0	1	0
B. Smith	1	0	0	1	0
X. Worthy	0	0	0	1	0
TEAM	**11**	**1**	**0**	**9**	**0**
OPPONENTS	**10**	**3**	**0**	**1**	**0**

* PUNTING	NO.	YDS	AVG	NET	TB	IN	LG	B
M. Araiza	38	1,776	46.7	40.0	1	19	69	0
TEAM	**38**	**1,776**	**46.7**	**40.0**	**1**	**19**	**69**	**0**
OPPONENTS	**46**	**2,181**	**47.4**	**43.5**	**1**	**23**	**70**	**0**

* PUNT RETURNS	RET	FC	YDS	AVG	LONG	TD
N. Remigio	22	7	160	7.3	25	0
X. Worthy	1	4	0	0.0	0	0
TEAM	**23**	**11**	**160**	**7.0**	**25**	**0**
OPPONENTS	**15**	**11**	**235**	**15.7**	**70**	**0**

* KICKOFF RETURNS	NO.	YDS	AVG	LONG	TD
N. Remigio	21	544	25.9	47	0
T. Thornton	17	447	26.3	34	0
B. Smith	15	405	27.0	37	0
J. Royals	1	30	30.0	30	0
TEAM	**54**	**1,426**	**26.4**	**47**	**0**
OPPONENTS	**54**	**1,373**	**25.4**	**40**	**0**

* FIELD GOALS	1-19	20-29	30-39	40-49	50+
H. Butker	1/1	7/7	8/8	3/5	3/5
TEAM	**1/1**	**7/7**	**8/8**	**3/5**	**3/5**
OPPONENTS	**0/0**	**7/7**	**8/8**	**2/2**	**4/5**

H. Butker: (35G, 59G, 27G) (58WR, 56G) (54G, 48G, 40WR, 28G) (38G, 23G, 56WL, 31G) (-) (33G) (38G) (-) (46G, 19G) (31G, 31G) (28G, 48G, 22G, 25G, 27G) (-) (43RU, 36G)
OPP: (39G, 36G) (58G, 51G) (25G) (43G, 32G) (52G) (28G) (52RU) (29G, 24G, 38G, 54G, 35G) (32G, 23G) (49G, 36G, 26G) (35G, 28G)

2-Pt Conv: T. Kelce 1, R. Rice 1, **TM** 2-3, **OPP** 1-1

SACKS: G. Karlaftis 6.0, C. Jones 4.0, D. Tranquill 2.0, C. Omenihu 2.0, L. Chenal 1.5, J. Tillery 1.5, A. Gillotte 1.0, T. McDuffie 1.0, C. Conner 1.0, M. Danna 1.0, J. Watson 1.0, O. Norman-Lott 1.0, **TM** 23.0, **OPP** 28.0
FUM/LOST: P. Mahomes 3/0, K. Hunt 2/1, R. Rice 2/0, B. Smith 1/0, C. Humphrey 1/0, H. Brown 1/0, N. Remigio 1/0, **TM** 11/1, **OPP** 10/3

* PASSING	ATT	CMP	YDS	CMP%	YDS/ATT	TD	TD%	INT	INT%	LONG	SACK	LOST	RATING
P. Mahomes	474	299	3,398	63.1	7.2	22	4.6	10	2.1	61	29	172	91.2
TEAM	**474**	**299**	**3,398**	**63.1**	**7.2**	**22**	**4.6**	**10**	**2.1**	**61**	**29**	**172**	**91.2**
OPPONENTS	**388**	**263**	**2,762**	**67.8**	**7.1**	**14**	**3.6**	**7**	**1.8**	**53**	**25**	**107**	**92.7**

TEAM RANKINGS

AMERICAN FOOTBALL CONFERENCE

	OFFENSE			DEFENSE		
	TOTAL	RUSH	PASS	TOTAL	RUSH	PASS
Baltimore Ravens	8	2	12	13	9	13
Buffalo Bills	*1	*1	5	7	14	2
Cincinnati Bengals	10	14	4	16	16	16
Cleveland Browns	14	12	14	2	7	*1
Denver Broncos	5	7	6	3	2	6
Houston Texans	9	11	7	*1	4	3
Indianapolis Colts	2	3	3	12	5	15
Jacksonville Jaguars	7	8	9	8	*1	11
Kansas City Chiefs	**3**	**9**	**2**	**6**	**6**	**8**
Las Vegas Raiders	15	16	11	9	10	10
Los Angeles Chargers	6	6	8	4	8	4
Miami Dolphins	11	5	13	11	13	7
New England Patriots	4	10	*1	5	3	9
New York Jets	13	4	16	10	15	5
Pittsburgh Steelers	12	13	10	15	12	14
Tennessee Titans	16	15	15	14	11	12

NATIONAL FOOTBALL CONFERENCE

	OFFENSE			DEFENSE		
	TOTAL	RUSH	PASS	TOTAL	RUSH	PASS
Arizona Cardinals	9	15	5	12	8	10
Atlanta Falcons	10	6	10	6	12	4
Carolina Panthers	13	4	15	8	7	8
Chicago Bears	4	*1	8	13	14	11
Dallas Cowboys	*1	8	*1	14	9	16
Detroit Lions	2	3	3	7	4	9
Green Bay Packers	7	10	7	*1	3	3
Los Angeles Rams	3	5	2	5	5	7
Minnesota Vikings	16	13	16	3	10	*1
New Orleans Saints	15	16	12	4	11	2
New York Giants	8	7	9	16	16	12
Philadelphia Eagles	14	12	13	11	13	6
San Francisco 49ers	6	14	4	9	6	13
Seattle Seahawks	5	9	6	2	*1	5
Tampa Bay Buccaneers	12	11	11	10	2	14
Washington Commanders	11	2	14	15	15	15

NATIONAL FOOTBALL LEAGUE

	OFFENSE			DEFENSE		
	TOTAL	RUSH	PASS	TOTAL	RUSH	PASS
Arizona Cardinals	15	26	7	24	19	20
Atlanta Falcons	16	12	18	14	24	9
Baltimore Ravens	19	3	27	25	15	26
Buffalo Bills	2	*1	11	10	28	2
Carolina Panthers	23	10	25	18	17	18
Chicago Bears	5	2	14	27	27	21
Cincinnati Bengals	21	30	10	32	32	31
Cleveland Browns	30	27	29	2	13	*1
Dallas Cowboys	*1	16	*1	29	20	32
Denver Broncos	10	14	13	3	2	10
Detroit Lions	3	5	5	15	10	19
Green Bay Packers	13	19	12	5	9	7
Houston Texans	20	23	16	*1	5	3
Indianapolis Colts	6	6	8	23	6	29
Jacksonville Jaguars	17	15	19	11	*1	22
Kansas City Chiefs	**7**	**17**	**4**	**9**	**7**	**13**
Las Vegas Raiders	31	32	26	16	16	17
Los Angeles Chargers	11	9	17	4	14	5
Los Angeles Rams	4	11	3	13	11	16
Miami Dolphins	25	8	28	19	25	12
Minnesota Vikings	28	24	30	8	22	4
New England Patriots	8	21	2	7	3	14
New Orleans Saints	26	28	21	12	23	6
New York Giants	14	13	15	31	31	24
New York Jets	29	7	32	17	30	8
Philadelphia Eagles	24	22	22	22	26	15
Pittsburgh Steelers	27	29	23	28	21	28
San Francisco 49ers	12	25	6	20	12	25
Seattle Seahawks	9	18	9	6	4	11
Tampa Bay Buccaneers	22	20	20	21	8	27
Tennessee Titans	32	31	31	26	18	23
Washington Commanders	18	4	24	30	29	30

* = NFL leader | T = Tied for position

BIG PLAYS: RUSH 10+, RECEPTIONS 20+, RETURNS 30+

		RUSHES				RECEPTIONS				RETURNS			
DATE	OPPONENT	GAIN	PLAYER	QTR	RESULT	GAIN	PLAYER	QTR	RESULT	GAIN	PLAYER	QTR	RESULT
09/05	at L.A. Chargers	11	Patrick Mahomes	1	Punt	38	Tyquan Thornton	2	FG	34	Nikko Remigio (KR)	2	FG
		10	Isiah Pacheco	2	FG	37t	Travis Kelce	4	TD	37	Brashard Smith (KR)	3	TD
		11	Patrick Mahomes	3'	TD	49	Hollywood Brown	4	FG				
		15	Patrick Mahomes	3'	TD								
		11t	Patrick Mahomes	3	TD								
09/14	Philadelphia	11	Patrick Mahomes	1	Miss FG	23	Travis Kelce	3	INT				
		22	Patrick Mahomes	2	FG	21	Nikko Remigio	4'	TD				
		11	Kareem Hunt	2'	TD	49t	Tyquan Thornton	4	TD				
		13t	Patrick Mahomes	2	TD								
09/21	at N.Y. Giants	11	Nikko Remigio	2	FG	27	JuJu Smith-Schuster	2	FG				
		10	Isiah Pacheco	3	TD	21	Tyquan Thornton	4'	TD				
						33	Tyquan Thornton	4	TD				
09/28	Baltimore	35	Xavier Worthy	2	TD	37	Xavier Worthy	1	FG	30	Jalen Royals (KR)	1	FG
		12	Isiah Pacheco	3	TD	28	Xavier Worthy	3	TD	34	Brashard Smith (KR)	3	TD
										47	Nikko Remigio (KR)	3	FG
10/06	at Jacksonville	16	Isiah Pacheco	1	TD	24	Tyquan Thornton	1	Punt	30	Brashard Smith (KR)	3	Punt
		33	Kareem Hunt	2	TD	32	Tyquan Thornton	1	TD	31	Brashard Smith (KR)	3	Punt
		11	Isiah Pacheco	3	INT	34	Tyquan Thornton	2	TD				
		14	Patrick Mahomes	4	Punt	20	Hollywood Brown	4	TD				
		15	Patrick Mahomes	4	TD								
10/12	Detroit	11	Isiah Pacheco	1	TD	30	JuJu Smith-Schuster	1	TD	31	Nikko Remigio (KR)	1	TD
		10	Patrick Mahomes	2	Downs	20	Hollywood Brown	2	Downs	31	Nikko Remigio (KR)	4	TD
		11	Patrick Mahomes	3	TD								
		10	Kareem Hunt	4	FG								
10/19	Las Vegas	11	Isiah Pacheco	2'	TD	44	Travis Kelce	1'	TD				
		10	Patrick Mahomes	2'	TD	28	Noah Gray	1'	TD				
		13	Xavier Worthy	3	FG	39	Tyquan Thornton	3	FG				
10/27	Washington	15	Patrick Mahomes	2	Half	27	Xavier Worthy	1	INT	30	Nikko Remigio (KR)	3	TD
		10	Isiah Pacheco	3	TD	31	Travis Kelce	2	TD				
		11	Kareem Hunt	4'	TD	38	Travis Kelce	3	TD				
		13	Isiah Pacheco	4	TD	24	JuJu Smith-Schuster	3	TD				
						25	Rashee Rice	4	TD				
11/02	at Buffalo	13	Kareem Hunt	2	FG	20	Rashee Rice	1	TD	31	Tyquan Thornton (KR)	1	Punt
						24	Rashee Rice	2	FG	32	Tyquan Thornton (KR)	2	Downs
						20	Travis Kelce	2'	FG	32	Nikko Remigio (KR)	2	FG
						40	Hollywood Brown	2'	FG	34	Tyquan Thornton (KR)	3	TD
						28	Travis Kelce	3	Punt				
						33	Hollywood Brown	3'	TD				
						29	Rashee Rice	4	TD				
11/16	at Denver	11	Kareem Hunt	4	TD	61	Tyquan Thornton	3	TD	33	Tyquan Thornton (KR)	3	INT
						21t	Travis Kelce	4	TD				
11/23	Indianapolis	18	Kareem Hunt	2	FG	42	Rashee Rice	3	Fumble				
		13	Patrick Mahomes	4	TD	47	Rashee Rice	4	FG				
		10	Kareem Hunt	5	FG	31	Xavier Worthy	5'	FG				
						21	Rashee Rice	5	FG				
11/27	at Dallas	14	Kareem Hunt	1'	TD	27t	Rashee Rice	1	TD	33	Brashard Smith (KR)	3	Punt
		17	Xavier Worthy	1'	TD	22	Travis Kelce	2	Punt	34	Nikko Remigio (KR)	4	Punt
		16	Patrick Mahomes	1'	TD	28	Rashee Rice	3'	TD				
		10	Patrick Mahomes	4	TD	22	Kareem Hunt	3'	TD				
						42	Xavier Worthy	4	TD				
12/07	Houston	15	Patrick Mahomes	3	FG	22	Xavier Worthy	2	Miss FG	33	Tyquan Thornton (KR)	2	INT
						35	Hollywood Brown	3	TD				
						23	Xavier Worthy	3	Punt				
12/14	L.A. Chargers	--	--	--	--	--	--	--	--	--	--	--	--
12/21	at Tennessee	--	--	--	--	--	--	--	--	--	--	--	--
12/25	Denver	--	--	--	--	--	--	--	--	--	--	--	--
01/04	at Las Vegas	--	--	--	--	--	--	--	--	--	--	--	--

' - result within the same drive

SCORING DRIVES

CHIEFS 2025 REGULAR SEASON SCORING DRIVES

DATE	OPPONENT	ACQUIRED	DRIVE START	PLAYS	YARDS	Q|TIME	FIRST DOWNS	SCORING PLAY	KC	OPP
09/05	at L.A. Chargers	Kickoff	KC 34	16	49	Q2|8:57	4	H. Butker: 35-yard FG	3	10
		Kickoff	KC 29	5	31	Q2|0:45	1	H. Butker: 59-yard FG	6	13
		Punt	KC 20	11	80	Q3|5:53	6	P. Mahomes: 11-yard run	12	13
		Kickoff	KC 35	7	65	Q3|3:28	3	Q4: T. Kelce: 37-yard pass from P. Mahomes	18	20
		Kickoff	KC 28	10	63	Q4|2:28	2	H. Butker: 27-yard FG	21	27
09/14	Philadelphia	Kickoff	KC 31	8	31	Q1|4:04	2	Q2: H. Butker: 56-yard FG	3	7
		Punt	KC 31	10	69	Q2|5:37	5	P. Mahomes: 13-yard run	10	7
		Punt	KC 28	6	72	Q4|1:24	3	T. Thornton: 49-yard pass from P. Mahomes	17	20
09/21	at N.Y. Giants	Downs	KC 28	12	36	Q1|5:21	3	H. Butker: 54-yard FG	3	0
		Punt	KC 19	9	51	Q1|5:23	4	Q2: H. Butker: 48-yard FG	6	0
		Interception	KC 20	7	69	Q2|0:49	3	H. Butker: 28-yard FG	9	6
		Kickoff	KC 26	11	74	Q3|6:38	5	T. Thornton: 5-yard pass from P. Mahomes	16	6
		Kickoff	KC 23	9	77	Q4|4:09	4	K. Hunt: 1-yard run	22	9
09/28	Baltimore	Kickoff	KC 32	9	48	Q1|3:55	3	H. Butker: 38-yard FG	3	7
		Interception	KC 16	14	79	Q1|6:44	4	Q2: H. Butker: 23-yard FG	6	7
		Punt	KC 44	5	56	Q2|2:46	3	J. Smith-Schuster: 4-yard pass from P. Mahomes	13	7
		Downs	BAL 40	6	40	Q2|1:16	3	I. Pacheco: 8-yard pass from P. Mahomes	20	7
		Kickoff	KC 35	6	65	Q3|3:09	4	T. Thornton: 11-yard pass from P. Mahomes	27	10
		Kickoff	KC 49	10	39	Q3|6:16	3	H. Butker: 31-yard FG	30	13
		Downs	BAL 24	4	24	Q4|1:06	1	H. Brown: 15-yard pass from P. Mahomes	37	13
10/06	at Jacksonville	Punt	KC 28	9	72	Q1|4:27	4	T. Kelce: 2-yard pass from P. Mahomes	7	0
		Fumble	KC 3	5	97	Q2|2:52	4	P. Mahomes: 9-yard run	14	0
		Interception	JAX 19	2	19	Q4|0:43	2	K. Hunt: 5-yard run	21	21
		Kickoff	KC 14	12	86	Q4|6:23	6	K. Hunt: 2-yard run	28	24
10/12	Detroit	Kickoff	KC 30	8	70	Q1|4:10	4	X. Worthy: 6-yard pass from P. Mahomes	6	3
		Downs	KC 45	8	55	Q2|2:05	5	P. Mahomes: 1-yard run	13	10
		Kickoff	KC 19	8	81	Q3|3:42	6	H. Brown: 9-yard pass from P. Mahomes	20	10
		Kickoff	KC 31	9	69	Q4|4:44	5	H. Brown: 3-yard pass from P. Mahomes	27	17
		Punt	DET 49	10	34	Q4|4:46	2	H. Butker: 33-yard FG	30	17

SCORING DRIVES

10/19	Las Vegas	Punt Punt Punt Kickoff Punt	KC 8 KC 16 KC 6 KC 35 KC 14	9 17 16 11 9	92 84 94 65 66	Q1|5:46 Q1|8:40 Q2|6:22 Q3|6:00 Q3|4:26	5 7 9 5 3	R. Rice: 2-yard pass from P. Mahomes Q2: H. Brown: 8-yard pass from P. Mahomes R. Rice: 3-yard pass from P. Mahomes I. Pacheco: 7-yard run H. Butker: 38-yard FG	7 14 21 28 31	0 0 0 0 0
10/27	Washington	Downs Kickoff Punt Punt	KC 28 KC 20 KC 25 KC 6	9 8 8 13	72 80 75 94	Q2|4:39 Q3|4:48 Q3|4:45 Q4|7:02	4 4 5 6	K. Hunt: 1-yard run K. Hunt: 2-yard pass from P. Mahomes T. Kelce: 10-yard pass from P. Mahomes R. Rice: 18-yard pass from P. Mahomes	7 14 21 28	0 7 7 7
11/02	at Buffalo	Downs Punt Kickoff Kickoff	KC 47 KC 36 KC 33 KC 34	7 7 7 11	53 36 66 66	Q1|4:21 Q2|3:20 Q2|1:30 Q3|5:02	5 2 2 3	Q2: R. Rice: 3-yard run H. Butker: 46-yard FG H. Butker: 19-yard FG Q4: K. Hunt: 2-yard run	7 10 13 21	7 7 21 28
11/16	at Denver	Kickoff Punt Kickoff Kickoff	KC 29 KC 11 KC 25 KC 27	9 16 6 6	59 77 75 73	Q1|4:04 Q2|9:32 Q3|3:14 Q4|2:53	3 5 2 3	H. Butker: 31-yard FG H. Butker: 31-yard FG K. Hunt: 2-yard run T. Kelce: 21-yard pass from P. Mahomes	3 6 13 19	6 6 13 16
11/23	Indianapolis	Kickoff Kickoff Punt Punt Punt Punt	KC 26 KC 22 KC 15 KC 44 KC 6 KC 10	17 13 10 11 15 12	64 48 81 56 87 81	Q1|8:20 Q2|8:12 Q2|1:34 Q4|5:09 Q4|4:43 OT|5:56	6 4 6 5 4 4	Q2: H. Butker: 28-yard FG H. Butker: 48-yard FG H. Butker: 22-yard FG K. Hunt: 2-yard run H. Butker: 25-yard FG H. Butker: 27-yard FG	3 6 9 17 20 23	7 14 14 20 20 20
11/27	at Dallas	Interception Kickoff Kickoff Kickoff	DAL 37 KC 28 KC 20 KC 33	2 12 11 7	37 72 80 67	Q1|0:36 Q1|6:49 Q3|4:18 Q4|1:49	2 5 4 3	R. Rice: 27-yard pass from P. Mahomes T. Kelce: 2-yard pass from P. Mahomes Q4: R. Rice: 3-yard pass from P. Mahomes H. Brown: 10-yard pass from P. Mahomes	7 14 21 28	0 7 20 31
12/07	Houston	Punt Punt	KC 44 HOU 48	8 7	56 30	Q3|4:08 Q3|2:45	3 1	K. Hunt: 2-yard run H. Butker: 36-yard FG	7 10	10 10
12/14		--	--	--	--	--	--	--	--	--
12/21		--	--	--	--	--	--	--	--	--
12/25		--	--	--	--	--	--	--	--	--
01/04		--	--	--	--	--	--	--	--	--
	AVG			**9.3**	**63.6**	**4:23**	**3.9**			
	TOTALS			**540**	**3,687**	**254:43**	**224**			

DRIVE EFFICIENCY - GAME-BY-GAME

2025 REGULAR SEASON KANSAS CITY CHIEFS DRIVES ENDED BY...
(THROUGH WEEK 14)

DATE	TEAMS	DRIVES	3/OUT	TD	FGA	FGM	PNT	DWN	TRN	SAF	CLK	POINTS	PTS/DRV	EFF
9/5	Kansas City	8	2	2	3	3	3	0	0	0	0	21	2.63	0.625
	at L.A. Chargers	8	2	3	2	2	2	0	0	0	1	27	3.38	0.625
9/14	Kansas City	9	4	2	2	1	3	1	1	0	0	17	1.89	0.333
	Philadelphia	10	2	2	2	2	5	0	0	0	1	20	2.00	0.400
9/21	Kansas City	10	3	2	4	3	3	0	0	0	1	22	2.20	0.500
	at N.Y. Giants	9	2	1	1	1	2	3	2	0	0	9	1.00	0.222
9/28	Kansas City	10	1	4	4	3	1	0	0	0	1	37	3.70	0.700
	Baltimore	10	3	2	2	2	1	3	2	0	0	20	2.00	0.400
10/6	Kansas City	10	2	4	0	0	4	0	1	0	1	28	2.80	0.400
	at Jacksonville	9	3	3	1	1	2	0	2	0	1	24	2.67	0.444
10/12	Kansas City	9	2	4	1	1	1	1	0	0	2	30	3.33	0.556
	Detroit	8	3	2	1	1	3	2	0	0	0	17	2.13	0.375
10/19	Kansas City	9	3	4	1	1	3	1	0	0	0	31	3.44	0.556
	Las Vegas	10	7	0	0	0	6	1	1	0	2	0	0.00	0.000
10/27	Kansas City	9	1	4	0	0	1	0	2	0	2	28	3.11	0.444
	Washington	8	1	1	0	0	3	2	2	0	0	7	0.88	0.125
11/2	Kansas City	10	2	2	2	2	3	1	1	0	1	21	2.10	0.400
	at Buffalo	10	2	4	1	0	3	1	0	0	1	28	2.80	0.400
11/16	Kansas City	10	3	2	2	2	4	1	1	0	0	19	1.90	0.400
	at Denver	10	3	1	5	5	4	0	0	0	0	22	2.20	0.600
11/23	Kansas City	11	3	1	5	5	3	0	2	0	0	23	2.09	0.545
	Indianapolis	11	6	2	2	2	6	0	0	0	1	20	1.82	0.364
11/27	Kansas City	9	2	4	0	0	5	0	0	0	0	28	3.11	0.444
	at Dallas	10	3	3	3	3	1	0	1	0	2	31	3.10	0.600
12/7	Kansas City	13	6	1	2	1	4	2	3	0	1	10	0.77	0.154
	Houston	13	5	2	2	2	8	0	0	0	1	20	1.54	0.308
12/14	Kansas City	--	--	--	--	--	--	--	--	--	--	--	--	--
	L.A. Chargers	--	--	--	--	--	--	--	--	--	--	--	--	--
12/21	Kansas City	--	--	--	--	--	--	--	--	--	--	--	--	--
	at Tennessee	--	--	--	--	--	--	--	--	--	--	--	--	--
12/25	Kansas City	--	--	--	--	--	--	--	--	--	--	--	--	--
	Denver	--	--	--	--	--	--	--	--	--	--	--	--	--
1/4	Kansas City	--	--	--	--	--	--	--	--	--	--	--	--	--
	at Las Vegas	--	--	--	--	--	--	--	--	--	--	--	--	--
TOTALS	**CHIEFS**	**127**	**34**	**36**	**26**	**22**	**38**	**7**	**11**	**0**	**9**	**315**	**2.48**	**0.457**
	OPPONENTS	**126**	**42**	**26**	**22**	**21**	**46**	**12**	**10**	**0**	**10**	**245**	**1.94**	**0.373**

DRIVE EFFICIENCY

2025 REGULAR SEASON GXG DRIVES																							
DATE	OPPONENT	STARTING QB	POSS	TD	PAT	2-PT	M-2PT	FG	FGA	MFG	BK-FG	PUNT	INT	FUM	SAF	DWNS	HF	GM	PTS	TD %	SCORE %	PTS/POSS
9/5	at L.A. Chargers	P. Mahomes	8	2	0	1	0	3	3	0	0	3	0	0	0	0	0	0	21	25.0	62.5	2.63
9/14	Philadelphia	P. Mahomes	9	2	2	0	0	1	2	1	0	3	1	0	0	1	0	0	17	22.2	33.3	1.89
9/21	at N.Y. Giants	P. Mahomes	10	2	1	0	0	3	4	1	0	3	0	0	0	0	0	1	22	20.0	50.0	2.20
9/28	Baltimore	P. Mahomes	10	4	4	0	0	3	4	1	0	1	0	0	0	0	0	1	37	40.0	70.0	3.70
10/6	at Jacksonville	P. Mahomes	10	4	4	0	0	0	0	0	0	4	1	0	0	0	0	1	28	40.0	40.0	2.80
10/12	Detroit	P. Mahomes	9	4	3	0	0	1	1	0	0	1	0	0	0	1	1	1	30	44.4	55.6	3.33
10/19	Las Vegas	P. Mahomes	9	4	4	0	0	1	1	0	0	3	0	0	0	1	0	0	31	44.4	55.6	3.44
10/27	Washington	P. Mahomes	9	4	4	0	0	0	0	0	0	1	2	0	0	0	1	1	28	44.4	44.4	3.11
11/2	at Buffalo	P. Mahomes	10	2	2	1	1	2	2	0	0	3	1	0	0	1	0	1	21	20.0	40.0	2.10
11/16	at Denver	P. Mahomes	10	2	1	0	0	2	2	0	0	4	1	0	0	1	0	0	19	20.0	40.0	1.90
11/23	Indianapolis	P. Mahomes	11	1	1	1	1	5	5	0	0	3	1	1	0	0	0	0	23	9.1	54.5	2.09
11/27	at Dallas	P. Mahomes	9	4	4	0	0	0	0	0	0	5	0	0	0	0	0	0	28	44.4	44.4	3.11
12/7	Houston	P. Mahomes	13	1	1	0	0	1	2	1	0	4	3	0	0	2	0	1	10	7.7	15.4	0.77
12/14	L.A. Chargers	--	--	--	--	--	--	--	--	--	--	--	--	--	--	--	--	--	--	--	--	--
12/21	at Tennessee	--	--	--	--	--	--	--	--	--	--	--	--	--	--	--	--	--	--	--	--	--
12/25	Denver	--	--	--	--	--	--	--	--	--	--	--	--	--	--	--	--	--	--	--	--	--
1/4	at Las Vegas	--	--	--	--	--	--	--	--	--	--	--	--	--	--	--	--	--	--	--	--	--
	P. MAHOMES TOTALS:		**127**	**36**	**31**	**3**	**2**	**22**	**26**	**4**	**0**	**38**	**10**	**1**	**0**	**7**	**2**	**7**	**315**	**28.3**	**45.7**	**2.48**
	2025 TOTALS		**127**	**36**	**31**	**3**	**2**	**22**	**26**	**4**	**0**	**38**	**10**	**1**	**0**	**7**	**2**	**7**	**315**	**28.3**	**45.7**	**2.48**

Report only includes Starting QB stats.

OPPONENTS GXG DRIVES																							
DATE	OPPONENT	STARTING QB	POSS	TD	PAT	2-PT	M-2PT	FG	FGA	MFG	BK-FG	PUNT	INT	FUM	SAF	DWNS	HF	GM	PTS	TD %	SCORE %	PTS/POSS
9/5	at L.A. Chargers	J. Herbert	8	3	3	0	0	2	2	0	0	2	0	0	0	0	0	1	27	37.5	62.5	3.38
9/14	Philadelphia	J. Hurts	10	2	2	0	0	2	2	0	0	5	0	0	0	0	0	1	20	20.0	40.0	2.00
9/21	at N.Y. Giants	R. Wilson	9	1	0	0	0	1	1	0	0	2	2	0	0	3	0	0	9	11.1	22.2	1.00
9/28	Baltimore	L. Jackson	10	2	2	0	0	2	2	0	0	1	1	1	0	3	0	0	20	20.0	40.0	2.00
10/6	at Jacksonville	T. Lawrence	9	3	4	0	0	1	1	0	0	2	1	1	0	0	1	0	24	33.3	44.4	2.67
10/12	Detroit	J. Goff	8	2	2	0	0	1	1	0	0	3	0	0	0	2	0	0	17	25.0	37.5	2.13
10/19	Las Vegas	G. Smith	10	0	0	0	0	0	0	0	0	6	0	1	0	1	1	1	0	0.0	0.0	0.00
10/27	Washington	M. Mariota	8	1	1	0	0	0	0	0	0	3	2	0	0	2	0	0	7	12.5	12.5	0.88
11/2	at Buffalo	J. Allen	10	4	4	0	0	0	1	1	0	3	0	0	0	1	1	0	28	40.0	40.0	2.80
11/16	at Denver	B. Nix	10	1	1	0	0	5	5	0	0	4	0	0	0	0	0	0	22	10.0	60.0	2.20
11/23	Indianapolis	D. Jones	11	2	2	0	0	2	2	0	0	6	0	0	0	0	1	0	20	18.2	36.4	1.82
11/27	at Dallas	D. Prescott	10	3	3	1	1	3	3	0	0	1	1	0	0	0	1	1	31	30.0	60.0	3.10
12/7	Houston	C. Stroud	13	2	2	0	0	2	2	0	0	8	0	0	0	0	1	0	20	15.4	30.8	1.54
12/14	L.A. Chargers	--	--	--	--	--	--	--	--	--	--	--	--	--	--	--	--	--	--	--	--	--
12/21	at Tennessee	--	--	--	--	--	--	--	--	--	--	--	--	--	--	--	--	--	--	--	--	--
12/25	Denver	--	--	--	--	--	--	--	--	--	--	--	--	--	--	--	--	--	--	--	--	--
1/4	at Las Vegas	--	--	--	--	--	--	--	--	--	--	--	--	--	--	--	--	--	--	--	--	--
	2025 TOTALS		**126**	**26**	**26**	**1**	**1**	**21**	**22**	**1**	**0**	**46**	**7**	**3**	**0**	**12**	**6**	**4**	**245**	**20.6**	**37.3**	**1.94**

Report only includes Starting QB stats.

DEFENSIVE STATS 2025

2025 REGULAR SEASON KANSAS CITY CHIEFS DEFENSIVE STATS (THROUGH WEEK 14)

POS.	PLAYER	TKL.	AST.	COMB	TFL	SACKS/SK. YDS.	PR	FR	FF	INT./YDS.	PD
LB	N. Bolton	54	58	112	7	0.0/0.0	5	0	1	0/0	5
DB	C. Conner	51	33	84	2	1.0/6.0	3	0	2	0/0	1
LB	D. Tranquill	35	30	65	8	2.0/13.0	2	1	0	0/0	1
CB	T. McDuffie	45	18	63	2	1.0/3.0	1	0	1	1/2	7
CB	J. Watson	36	17	53	2	1.0/6.0	1	0	0	2/14	6
S	B. Cook	33	20	53	1	0.0/0.0	0	0	0	0/0	4
LB	L. Chenal	23	28	51	2	1.5/6.5	4	0	0	1/0	2
DE	G. Karlaftis	22	20	42	9	6.0/23.5	22	1	0	0/0	2
DB	J. Hicks	19	7	26	0	0.0/0.0	1	0	0	0/0	3
CB	C. Roland-Wallace	15	8	23	0	0.0/0.0	0	0	0	1/23	3
DE	A. Gillotte	11	12	23	2	1.0/1.5	5	0	0	0/0	0
DT	C. Jones	11	11	22	8	4.0/21.0	16	0	0	0/0	2
DB	N. Williams	7	11	18	0	0.0/0.0	0	0	0	0/0	5
DE	C. Omenihu	11	6	17	4	2.0/6.0	7	0	0	0/0	0
DE	M. Danna	6	10	16	2	1.0/10.0	4	0	0	1/10	1
DT	J. Tillery	7	6	13	2	1.5/3.5	2	1	0	0/0	0
S	M. Edwards	8	3	11	1	0.0/0.0	0	0	0	0/0	1
DT	D. Nnadi	6	4	10	0	0.0/0.0	1	0	0	0/0	0
DT	O. Norman-Lott	4	1	5	1	1.0/4.0	1	0	0	0/0	0
NT	M. Pennel	1	4	5	0	0.0/0.0	0	0	0	0/0	0
CB	K. Fulton	3	0	3	0	0.0/0.0	0	0	0	0/0	0
LB	J. Bassa	1	2	3	0	0.0/0.0	0	0	1	0/0	0
LB	J. Cochrane	0	2	2	0	0.0/0.0	0	0	0	1/0	1
LB	C. McDonald	1	0	1	0	0.0/0.0	0	0	0	0/0	0
DT	M. Tuipulotu	0	1	1	0	0.0/0.0	0	0	0	0/0	0
DB	K. Knowles	0	0	0	0	0.0/0.0	0	0	0	0/0	1
	TOTALS	**410**	**312**	**722**	**53**	**23.0/104.0**	**75**	**3**	**5**	**7/49**	**45**

2025 REGULAR SEASON CHIEFS SPECIAL TEAMS STATS

POS.	PLAYER	TKL.	AST.	COMB.
LB	McDonald, Cooper	6	8	14
CB	Roland-Wallace, Chris	4	7	11
DB	Williams, Nohl	7	3	10
DB	Knowles, Kevin	7	2	9
LB	Cochrane, Jack	2	7	9
LB	Bassa, Jeffrey	4	3	7
DB	Conner, Chamarri	4	3	7
DB	Hicks, Jaden	3	2	5
LB	Chenal, Leo	2	2	4
CB	Williams, Joshua	2	1	3
LS	Winchester, James	2	0	2
WR	Brownlee, Jason	1	1	2
S	Cook, Bryan	1	1	2
WR	Royals, Jalen	1	0	1
TE	Tonyan, Robert	1	0	1
K	Butker, Harrison	0	1	1
DE	Gillotte, Ashton	0	1	1

DEFENSIVE SCORES

INT (0)
FR (0)
Safety (0)

SPECIAL TEAMS BIG PLAYS

FR (0)
BLK (1) J.Gillan extra point is Blocked (A.Gillotte), Center-C.Kreiter, Holder-G.Olszewski. **@ NYG (09/21/25)**

TOTALS	**47**	**42**	**89**

REGULAR SEASON DEFENSIVE AND SPECIAL TEAMS STATISTICS ARE BASED ON PRESS BOX STATISTICS.

WEEK 1:
Chargers 27, Chiefs 21
September 5, 2025 • Corinthians Arena • 47,627

Kansas City Chiefs	**0**	**6**	**6**	**9**	**—**	**21**
Los Angeles Chargers	**7**	**6**	**7**	**7**	**—**	**27**

LAC — Q.Johnston 5 yd. pass from J.Herbert (C.Dicker kick) (7-68, 4:15)
LAC — C.Dicker 39 yd. Field Goal (9-58, 4:40)
KC — H.Butker 35 yd. Field Goal (16-49, 8:57)
LAC — C.Dicker 36 yd. Field Goal (12-47, 4:05)
KC — H.Butker 59 yd. Field Goal (5-31, 0:45)
KC — P.Mahomes 11 yd. run (kick failed, wr) (11-80, 5:53)
LAC — K.Allen 11 yd. pass from J.Herbert (C.Dicker kick) (12-74, 7:33)
KC — T.Kelce 37 yd. pass from P.Mahomes (pass failed) (7-65, 3:28)
LAC — Q.Johnston 23 yd. pass from J.Herbert (C.Dicker kick) (11-74, 7:02)
KC — H.Butker 27 yd. Field Goal (10-63, 2:28)

TEAM STATISTICS	CHIEFS	CHARGERS
First Downs	18	22
Total Net Yards	347	394
Rushes/Net Yards	17/98	25/90
Net Passing	249	304
Pass Attempts/Completions	39/24	34/25
Had Intercepted	0	0
Sacked/Yards Lost	2/9	3/14
Punts/Average	3/38.7	2/53.0
Penalties/Yards	10/71	6/49
Fumbles/Lost	1/0	1/0
Possession Time	27:16	32:44

RUSHING
KC — P. Mahomes 6-57, TD; I. Pacheco 5-25; K. Hunt 5-16; X. Worthy 1-(0)
LAC — O. Hampton 15-48; J. Herbert 7-32; N. Harris 1-5; D. Davis 1-3; T. Conklin 1-2

RECEIVING
KC — H. Brown 10-99; J. Smith-Schuster 5-55; T. Kelce 2-47, TD; T. Thornton 2-41; K. Hunt 2-10; I. Pacheco 2-3; N. Gray 1-3
LAC — Q. Johnston 5-79, 2 TDs; L. McConkey 6-74; K. Allen 7-68, TD; T. Conklin 2-50; W. Dissly 1-18; O. Hampton 2-13; T. Harris 1-11; N. Harris 1-5

PASSING
KC — P. Mahomes 39-24-258, TD, 0 INT
LAC — J. Herbert 34-25-318, 3 TDs, 0 INT

INTERCEPTIONS
KC — None
LAC — None

SACKS
KC — D. Tranquill 2.0; G. Karlaftis 1.0
LAC — D. Hand 1.0; D. Henley 1.0

FIELD GOALS
KC — H. Butker (35) (59) (27)
LAC — C. Dicker (39) (36)

WEEK 2:
Eagles 20, Chiefs 17
September 14, 2025 • GEHA Field at Arrowhead Stadium • 73,558

Philadelphia Eagles	**7**	**3**	**3**	**7**	**—**	**20**
Kansas City Chiefs	**0**	**10**	**0**	**7**	**—**	**17**

PHI — S.Barkley 13 yd. run (J.Elliott kick) (8-52, 4:08)
KC — H.Butker 56 yd. Field Goal (8-31, 4:04)
KC — P.Mahomes 13 yd. run (H.Butker kick) (10-69, 5:37)
PHI — J.Elliott 58 yd. Field Goal (9-38, 2:44)
PHI — J.Elliott 51 yd. Field Goal (4-2, 1:28)
PHI — J.Hurts 1 yd. run (J.Elliott kick) (10-59, 5:08)
KC — T.Thornton 49 yd. pass from P.Mahomes (H.Butker kick) (6-72, 1:24)

TEAM STATISTICS	EAGLES	CHIEFS
First Downs	16	17
Total Net Yards	216	294
Rushes/Net Yards	34/122	26/121
Net Passing	94	173
Pass Attempts/Completions	22/15	29/16
Had Intercepted	0	1
Sacked/Yards Lost	2/7	2/14
Punts/Average	5/54.8	3/59.3
Penalties/Yards	6/48	6/45
Fumbles/Lost	1/0	1/0
Possession Time	32:34	27:26

RUSHING
KC — P. Mahomes 7-66, TD; K. Hunt 8-31; I. Pacheco 10-22; B. Smith 1-2
PHI — S. Barkley 22-88, TD; A. Dillon 3-19; J. Hurts 9-15, TD

RECEIVING
KC — T. Kelce 4-61; T. Thornton 2-59, TD; H. Brown 5-30; N. Remigio 1-21; I. Pacheco 1-7; J. Smith-Schuster 1-5; K. Hunt 1-3; N. Gray 1-1
PHI — D. Smith 4-53; A. Brown 5-27; S. Barkley 2-6; G. Calcaterra 1-6; K. Granson 1-5; J. Dotson 1-4; J. Metchie 1-(0)

PASSING
KC — P. Mahomes 29-16-187, TD, 1 INT
PHI — J. Hurts 22-15-101, 0 TDs, 0 INT

INTERCEPTIONS
KC — None
PHI — A. Mukuba 1

SACKS
KC — O. Norman-Lott 1.0
PHI — M. Ojomo 1.0; A. Mukuba 0.5; Z. Smith 0.5

FIELD GOALS
KC — H. Butker 58WR (56)
PHI — J. Elliott (58) (51)

WEEK 3:
Chiefs 22, Giants 9
September 21, 2025 • MetLife Stadium • 80,690

Kansas City Chiefs	**3**	**6**	**7**	**6**	**—**	**22**
New York Giants	**0**	**6**	**0**	**3**	**—**	**9**

KC — H.Butker 54 yd. Field Goal (12-36, 5:21)
KC — H.Butker 48 yd. Field Goal (9-51, 5:23)
NYG — C.Skattebo 13 yd. run (kick blocked) (8-70, 3:40)
KC — H.Butker 28 yd. Field Goal (7-69, 0:49)
KC — T.Thornton 5 yd. pass from P.Mahomes (H.Butker kick) (11-74, 6:38)
NYG — G.Gano 25 yd. Field Goal (12-73, 5:57)
KC — K.Hunt 1 yd. run (kick failed, wl) (9-77, 4:09)

TEAM STATISTICS	CHIEFS	GIANTS
First Downs	22	19
Total Net Yards	306	281
Rushes/Net Yards	28/105	27/130
Net Passing	201	151
Pass Attempts/Completions	37/22	32/18
Had Intercepted	0	2
Sacked/Yards Lost	2/23	2/9
Punts/Average	3/46.3	2/30.5
Penalties/Yards	8/85	7/82
Fumbles/Lost	2/0	0/0
Possession Time	31:50	28:10

RUSHING
KC — I. Pacheco 10-45; K. Hunt 10-34, TD; B. Smith 2-13; N. Remigio 1-11; P. Mahomes 5-2
NYG — C. Skattebo 10-60, TD; T. Tracy Jr. 7-29; R. Wilson 5-27; D. Singletary 4-11; J. Dart 1-3

RECEIVING
KC — T. Thornton 5-71, TD; J. Smith-Schuster 4-55; H. Brown 4-42; T. Kelce 4-26; N. Gray 3-17; K. Hunt 1-10; I. Pacheco 1-3
NYG — C. Skattebo 6-61; D. Slayton 4-30; W. Robinson 1-26; M. Nabers 2-13; T. Johnson 1-10; T. Tracy Jr. 2-7; C. Manhertz 1-7; D. Bellinger 1-6

PASSING
KC — P. Mahomes 37-22-224, TD, 0 INT
NYG — R. Wilson 32-18-160, 0 TDs, 2 INT

INTERCEPTIONS
KC — C. Roland-Wallace 1; J. Watson 1
NYG — None

SACKS
KC — C. Jones 1.0; G. Karlaftis 1.0
NYG — B. Burns 1.0

FIELD GOALS
KC — H. Butker (54) (48) (28) 40WR
NYG — G. Gano (25)

WEEK 4:
Chiefs 37, Ravens 20
September 28, 2025 • GEHA Field at Arrowhead Stadium • 73,552

Baltimore Ravens	**7**	**3**	**3**	**7**	**—**	**20**
Kansas City Chiefs	**3**	**17**	**10**	**7**	**—**	**37**

BAL — J.Hill 11 yd. pass from L.Jackson (T.Loop kick) (9-70, 5:25)
KC — H.Butker 38 yd. Field Goal (9-48, 3:55)
KC — H.Butker 23 yd. Field Goal (14-79, 6:44)
KC — J.Smith-Schuster 4 yd. pass from P.Mahomes (H.Butker kick) (5-56, 2:46)
KC — I.Pacheco 8 yd. pass from P.Mahomes (H.Butker kick) (6-40, 1:16)
BAL — T.Loop 43 yd. Field Goal (5-29, 0:26)
KC — T.Thornton 11 yd. pass from P.Mahomes (H.Butker kick) (6-65, 3:09)
BAL — T.Loop 32 yd. Field Goal (8-56, 4:29)
KC — H.Butker 31 yd. Field Goal (10-39, 6:16)
KC — M.Brown 15 yd. pass from P.Mahomes (H.Butker kick) (4-24, 1:06)
BAL — J.Hill 71 yd. run (T.Loop kick) (3-86, 1:33)

TEAM STATISTICS	RAVENS	CHIEFS
First Downs	18	24
Total Net Yards	360	382
Rushes/Net Yards	17/166	32/118
Net Passing	194	264
Pass Attempts/Completions	33/23	37/25
Had Intercepted	1	0
Sacked/Yards Lost	3/5	1/6
Punts/Average	1/50.0	1/37.0
Penalties/Yards	6/56	5/40
Fumbles/Lost	1/1	0/0
Possession Time	25:15	34:45

RUSHING
KC — X. Worthy 2-38; I. Pacheco 7-35; K. Hunt 13-34; B. Smith 4-9; P. Mahomes 4-5; G. Minshew 2-(-3)
BAL — J. Hill 3-76, TD; L. Jackson 6-48; D. Henry 8-42

RECEIVING
KC — X. Worthy 5-83; T. Kelce 5-48; H. Brown 3-38, TD; J. Smith-Schuster 4-36, TD; B. Smith 3-27; I. Pacheco 2-13, TD; K. Hunt 1-13; T. Thornton 1-11, TD; N. Gray 1-1
BAL — Z. Flowers 7-74; J. Hill 5-41, TD; M. Andrews 7-30; R. Bateman 1-24; D. Henry 2-16; T. Wallace 1-14

PASSING
KC — P. Mahomes 37-25-270, 4 TDs, 0 INT
BAL — L. Jackson 20-14-147, TD, 1 INT; C. Rush 13-9-52, 0 TDs, 0 INT

INTERCEPTIONS
KC — L. Chenal 1
BAL — None

SACKS
KC — G. Karlaftis 1.0; J. Tillery 1.0
BAL — T. Robinson 1.0

FIELD GOALS
KC — H. Butker (38) (23) (31) 56WL
BAL — T. Loop (43) (32)

WEEK 5:
Jaguars 31, Chiefs 28
October 6, 2025 • EverBank Stadium • 69,329

Kansas City Chiefs	**7**	**7**	**0**	**14**	**—**	**28**
Jacksonville Jaguars	**0**	**7**	**14**	**10**	**—**	**31**

KC — T.Kelce 2 yd. pass from P.Mahomes (H.Butker kick) (9-72, 4:27)
KC — P.Mahomes 9 yd. run (H.Butker kick) (5-97, 2:52)
JAX — P.Washington 3 yd. pass from T.Lawrence (C.Little kick) (13-70, 8:06)
JAX — T.Lawrence 10 yd. run (C.Little kick) (7-87, 4:35)
JAX — D.Lloyd 99 yd. interception return (C.Little kick)
KC — K.Hunt 5 yd. run (H.Butker kick) (2-19, 0:43)
JAX — C.Little 52 yd. Field Goal (8-25, 4:12)
KC — K.Hunt 2 yd. run (H.Butker kick) (12-86, 6:23)
JAX — T.Lawrence 1 yd. run (C.Little kick) (7-60, 1:22)

TEAM STATISTICS	CHIEFS	JAGUARS
First Downs	26	21
Total Net Yards	476	319
Rushes/Net Yards	22/158	26/109
Net Passing	318	210
Pass Attempts/Completions	41/29	25/18
Had Intercepted	1	1
Sacked/Yards Lost	0/0	3/11
Punts/Average	4/41.0	2/52.5
Penalties/Yards	13/109	4/25
Fumbles/Lost	0/0	1/1
Possession Time	31:59	28:01

RUSHING
KC — P. Mahomes 6-60, TD; K. Hunt 7-49, 2 TDs; I. Pacheco 7-36; X. Worthy 1-9; B. Smith 1-4
JAX — T. Lawrence 10-54, 2 TDs; T. Etienne Jr. 12-49; B. Tuten 4-6

RECEIVING
KC — T. Thornton 3-90; T. Kelce 7-61, TD; H. Brown 4-48; X. Worthy 6-42; B. Smith 3-32; I. Pacheco 3-20; J. Smith-Schuster 2-17; K. Hunt 1-8
JAX — B. Thomas Jr. 4-80; T. Hunter 3-64; B. Strange 1-22; P. Washington 2-16, TD; D. Brown 2-15; T. Etienne Jr. 3-9; J. Mundt 1-7; B. Tuten 1-5; H. Long 1-3

PASSING
KC — P. Mahomes 41-29-318, TD, 1 INT
JAX — T. Lawrence 25-18-221, TD, 1 INT

INTERCEPTIONS
KC — T. McDuffie 1
JAX — D. Lloyd 1

SACKS
KC — C. Omenihu 1.0; J. Watson 1.0; L. Chenal 0.5; G. Karlaftis 0.5
JAX — None

FIELD GOALS
KC — None
JAX — C. Little (52)

WEEK 6:
Chiefs 30, Lions 17
October 12, 2025 • GEHA Field at Arrowhead Stadium • 73,543

Detroit Lions	**3**	**7**	**0**	**7**	**—**	**17**
Kansas City Chiefs	**6**	**7**	**7**	**10**	**—**	**30**

DET — J.Bates 28 yd. Field Goal (15-61, 9:39)
KC — X.Worthy 6 yd. pass from P.Mahomes (kick failed, wl) (8-70, 4:10)
DET — J.Williams 22 yd. pass from J.Goff (J.Bates kick) (6-71, 3:22)
KC — P.Mahomes 1 yd. run (H.Butker kick) (8-55, 2:05)
KC — M.Brown 9 yd. pass from P.Mahomes (H.Butker kick) (8-81, 3:42)
DET — S.LaPorta 4 yd. pass from J.Goff (J.Bates kick) (8-81, 4:20)
KC — M.Brown 3 yd. pass from P.Mahomes (H.Butker kick) (9-69, 4:44)
KC — H.Butker 33 yd. Field Goal (10-34, 4:46)

TEAM STATISTICS	LIONS	CHIEFS
First Downs	18	26
Total Net Yards	297	355
Rushes/Net Yards	23/98	29/112
Net Passing	199	243
Pass Attempts/Completions	29/23	30/22
Had Intercepted	0	0
Sacked/Yards Lost	1/4	3/14
Punts/Average	3/46.0	1/46.0
Penalties/Yards	4/38	0/0
Fumbles/Lost	1/0	1/0
Possession Time	29:23	30:37

RUSHING
KC — I. Pacheco 12-51; P. Mahomes 10-32, TD; K. Hunt 6-23; X. Worthy 1-6
DET — J. Gibbs 17-65; D. Montgomery 4-24; J. Goff 1-7; A. St. Brown 1-2

RECEIVING
KC — T. Kelce 6-78; J. Smith-Schuster 3-57; H. Brown 4-45, 2 TDs; N. Gray 2-25; B. Smith 3-21; X. Worthy 2-20, TD; K. Hunt 1-11; I. Pacheco 1-(0)
DET — J. Williams 6-66, TD; S. LaPorta 5-55, TD; A. St. Brown 9-45; D. Montgomery 2-37; J. Gibbs 1-(0)

PASSING
KC — P. Mahomes 30-22-257, 3 TDs, 0 INT
DET — J. Goff 29-23-203, 2 TDs, 0 INT

INTERCEPTIONS
KC — None
DET — None

SACKS
KC — C. Omenihu 1.0
DET — J. Campbell 1.0; A. Hutchinson 1.0; A. Muhammad 1.0

FIELD GOALS
KC — H. Butker (33)
DET — J. Bates (28)

WEEK 7:
Chiefs 31, Raiders 0
October 19, 2025 • GEHA Field at Arrowhead Stadium • 73,584

Las Vegas Raiders	**0**	**0**	**0**	**0**	**—**	**0**
Kansas City Chiefs	**7**	**14**	**10**	**0**	**—**	**31**

KC — R.Rice 2 yd. pass from P.Mahomes (H.Butker kick) (9-92, 5:46)
KC — M.Brown 8 yd. pass from P.Mahomes (H.Butker kick) (17-84, 8:40)
KC — R.Rice 3 yd. pass from P.Mahomes (H.Butker kick) (16-94, 6:22)
KC — I.Pacheco 7 yd. run (H.Butker kick) (11-65, 6:00)
KC — H.Butker 38 yd. Field Goal (9-66, 4:26)

TEAM STATISTICS	RAIDERS	CHIEFS
First Downs	3	30
Total Net Yards	95	434
Rushes/Net Yards	11/25	41/152
Net Passing	70	282
Pass Attempts/Completions	18/12	35/26
Had Intercepted	0	0
Sacked/Yards Lost	1/5	1/4
Punts/Average	6/47.2	3/35.3
Penalties/Yards	8/58	5/38
Fumbles/Lost	2/1	2/0
Possession Time	17:52	42:08

RUSHING
KC — I. Pacheco 15-57, TD; B. Smith 14-39; P. Mahomes 4-28; K. Hunt 4-18; X. Worthy 1-13; G. Minshew 3-(-3)
LV — A. Jeanty 6-21; D. Laube 2-3; G. Smith 2-1; K. Pickett 1-(0)

RECEIVING
KC — T. Kelce 3-54; R. Rice 7-42, 2 TDs; B. Smith 5-42; T. Thornton 1-39; J. Smith-Schuster 3-35; X. Worthy 3-35; N. Gray 1-28; H. Brown 2-14, TD; I. Pacheco 1-(-3)
LV — T. Tucker 5-33; J. Bech 2-13; A. Jeanty 1-13; M. Mayer 1-10; C. Runyon 1-3; R. Mostert 1-2; D. Laube 1-1

PASSING
KC — P. Mahomes 35-26-286, 3 TDs, 0 INT
LV — G. Smith 16-10-67, 0 TDs, 0 INT; K. Pickett 2-2-8, 0 TDs, 0 INT

INTERCEPTIONS
KC — None
LV — None

SACKS
KC — C. Jones 1.0
LV — J. Adams 1.0

FIELD GOALS
KC — H. Butker (38)
LV — None

WEEK 8:
Chiefs 28, Commanders 7
October 27, 2025 • GEHA Field at Arrowhead Stadium • 73,569

Washington Commanders	**0**	**7**	**0**	**0**	**—**	**7**
Kansas City Chiefs	**0**	**7**	**14**	**7**	**—**	**28**

KC — K.Hunt 1 yd. run (H.Butker kick) (9-72, 4:39)
WAS — T.McLaurin 11 yd. pass from M.Mariota (M.Wright kick) (10-66, 4:48)
KC — K.Hunt 2 yd. pass from P.Mahomes (H.Butker kick) (8-80, 4:48)
KC — T.Kelce 10 yd. pass from P.Mahomes (H.Butker kick) (8-75, 4:45)
KC — R.Rice 18 yd. pass from P.Mahomes (H.Butker kick) (13-94, 7:02)

TEAM STATISTICS	COMMANDERS	CHIEFS
First Downs	14	26
Total Net Yards	260	432
Rushes/Net Yards	20/60	30/148
Net Passing	200	284
Pass Attempts/Completions	30/21	34/25
Had Intercepted	2	2
Sacked/Yards Lost	2/13	3/15
Punts/Average	3/47.3	1/56.0
Penalties/Yards	3/35	9/95
Fumbles/Lost	1/0	2/0
Possession Time	25:57	34:03

RUSHING
KC — I. Pacheco 12-58; K. Hunt 9-40, TD; P. Mahomes 4-30; R. Rice 2-12; B. Smith 3-8
WAS — M. Mariota 8-28; J. Croskey-Merritt 9-25; J. McNichols 1-4; C. Rodriguez Jr. 1-2; D. Samuel Sr. 1-1

RECEIVING
KC — T. Kelce 6-99, TD; R. Rice 9-93, TD; X. Worthy 5-53; J. Smith-Schuster 2-29; N. Gray 2-23; K. Hunt 1-2, TD
WAS — J. McNichols 5-64; T. McLaurin 3-54, TD; L. McCaffrey 3-24; J. Bates 1-22; B. Sinnott 1-22; Z. Ertz 4-16; D. Samuel Sr. 3-11; J. Lane 1-(0)

PASSING
KC — P. Mahomes 34-25-299, 3 TDs, 2 INT
WAS — M. Mariota 30-21-213, TD, 2 INT

INTERCEPTIONS
KC — J. Cochrane 1; M. Danna 1
WAS — M. Lattimore 1; B. Wagner 1

SACKS
KC — M. Danna 1.0; G. Karlaftis 1.0
WAS — J. Martin 2.0; J. Newton 1.0

FIELD GOALS
KC — None
WAS — None

WEEK 9:
Bills 28, Chiefs 21
November 2, 2025 • Highmark Stadium • 71,024

Kansas City Chiefs	**0**	**13**	**0**	**8**	**21**
Buffalo Bills	**7**	**14**	**7**	**0**	**28**

BUF — D.Kincaid 23 yd. pass from J.Allen (M.Prater kick) (11-84, 7:00)
KC — R.Rice 3 yd. run (H.Butker kick) (7-53, 4:21)
KC — H.Butker 46 yd. Field Goal (7-36, 3:20)
BUF — Ty.Johnson 3 yd. run (M.Prater kick) (5-70, 2:48)
BUF — J.Allen 1 yd. run (M.Prater kick) (7-60, 2:39)
KC — H.Butker 19 yd. Field Goal (7-66, 1:30)
BUF — J.Allen 1 yd. run (M.Prater kick) (8-74, 3:57)
KC — K.Hunt 2 yd. run (P.Mahomes-T.Kelce pass) (11-66, 5:02)

TEAM STATISTICS	CHIEFS	BILLS
First Downs	16	23
Total Net Yards	305	404
Rushes/Net Yards	20/79	35/141
Net Passing	226	263
Pass Attempts/Completions	34/15	26/23
Had Intercepted	1	0
Sacked/Yards Lost	3/24	3/10
Punts/Average	3/48.7	3/42.0
Penalties/Yards	3/25	4/40
Fumbles/Lost	0/0	0/0
Possession Time	25:15	34:45

RUSHING
KC — K. Hunt 11-49, TD; B. Smith 3-7; X. Worthy 1-7; R. Rice 2-6, TD; C. Edwards-Helaire 2-5; P. Mahomes 1-5
BUF — J. Cook III 27-114; J. Allen 6-19, 2 TDs; T. Johnson 2-8, TD

RECEIVING
KC — R. Rice 4-80; H. Brown 2-73; T. Kelce 4-66; X. Worthy 3-23; K. Hunt 1-6; J. Smith-Schuster 1-2
BUF — D. Kincaid 6-101, TD; K. Shakir 7-43; D. Knox 1-30; E. Moore 1-28; J. Hawes 1-18; K. Coleman 2-17; T. Johnson 2-12; J. Cook III 1-11; T. Shavers 1-7; C. Samuel 1-6

PASSING
KC — P. Mahomes 34-15-250, 0 TDs, 1 INT
BUF — J. Allen 26-23-273, TD, 0 INT

INTERCEPTIONS
KC — None
BUF — M. Hairston 1

SACKS
KC — L. Chenal 1.0; T. McDuffie 1.0; A. Gillotte 0.5; G. Karlaftis 0.5
BUF — C. Benford 1.0; J. Bosa 1.0; M. Hoecht 0.5; G. Rousseau 0.5

FIELD GOALS
KC — H. Butker (46) (19)
BUF — M. Prater 52RU

WEEK 11:
Broncos 22, Chiefs 19
November 16, 2025 • Empower Field at Mile High • 75,911

Kansas City Chiefs	**3**	**3**	**7**	**6**	**19**
Denver Broncos	**6**	**0**	**7**	**9**	**22**

DEN — W.Lutz 29 yd. Field Goal (14-54, 7:24)
DEN — W.Lutz 24 yd. Field Goal (4-5, 1:28)
KC — H.Butker 31 yd. Field Goal (9-59, 4:04)
KC — H.Butker 31 yd. Field Goal (16-77, 9:32)
DEN — J.McLaughlin 4 yd. run (W.Lutz kick) (11-89, 6:01)
KC — K.Hunt 2 yd. run (H.Butker kick) (6-75, 3:14)
DEN — W.Lutz 38 yd. Field Goal (8-60, 2:59)
KC — T.Kelce 21 yd. pass from P.Mahomes (kick blocked) (6-73, 2:53)
DEN — W.Lutz 54 yd. Field Goal (6-19, 2:20)
DEN — W.Lutz 35 yd. Field Goal (10-58, 2:59)

TEAM STATISTICS	CHIEFS	BRONCOS
First Downs	19	16
Total Net Yards	311	342
Rushes/Net Yards	14/62	21/59
Net Passing	249	283
Pass Attempts/Completions	45/29	38/24
Had Intercepted	1	0
Sacked/Yards Lost	3/27	2/12
Punts/Average	4/59.5	4/52.8
Penalties/Yards	10/69	10/147
Fumbles/Lost	0/0	1/0
Possession Time	30:31	29:29

RUSHING
KC — K. Hunt 13-59, TD; P. Mahomes 1-3
DEN — R. Harvey 11-30; J. McLaughlin 6-19, TD; B. Nix 3-8; M. Mims Jr. 1-2

RECEIVING
KC — T. Kelce 9-91, TD; T. Thornton 1-61; H. Brown 4-40; R. Rice 6-38; X. Worthy 3-25; N. Gray 2-9; B. Smith 2-8; K. Hunt 1-3; R. Tonyan 1-1
DEN — T. Franklin 4-84; P. Bryant 5-82; C. Sutton 4-59; E. Engram 4-33; R. Harvey 3-20; A. Prentice 1-14; A. Trautman 1-8; T. Badie 1-(0); J. McLaughlin 1-(-5)

PASSING
KC — P. Mahomes 45-29-276, TD, 1 INT
DEN — B. Nix 37-24-295, 0 TDs, 0 INT; R. Harvey 1-0-(0), 0 TDs, 0 INT

INTERCEPTIONS
KC — None
DEN — J. McMillian 1

SACKS
KC — C. Conner 1.0; C. Jones 1.0
DEN — J. McMillian 2.0; D. Jones 1.0

FIELD GOALS
KC — H. Butker (31) (31)
DEN — W. Lutz (29) (24) (38) (54) (35)

WEEK 12:

Chiefs 23, Colts 20

November 23, 2025 • GEHA Field at Arrowhead Stadium • 73,611

Indianapolis Colts	**7**	**7**	**6**	**0**	**0**	**—**	**20**
Kansas City Chiefs	**0**	**9**	**0**	**11**	**3**	**—**	**23**

IND — M.Pittman 6 yd. pass from D.Jones (M.Badgley kick) (2-3, 0:43)
KC — H.Butker 28 yd. Field Goal (17-64, 8:20)
IND — A.Ogletree 4 yd. pass from D.Jones (M.Badgley kick) (8-75, 4:20)
KC — H.Butker 48 yd. Field Goal (13-48, 8:12)
KC — H.Butker 22 yd. Field Goal (10-81, 1:34)
IND — M.Badgley 32 yd. Field Goal (8-49, 4:03)
IND — M.Badgley 23 yd. Field Goal (11-69, 4:49)
KC — K.Hunt 2 yd. run (P.Mahomes-R.Rice pass) (11-56, 5:09)
KC — H.Butker 25 yd. Field Goal (15-87, 4:43)
KC — H.Butker 27 yd. Field Goal (12-81, 5:56)

TEAM STATISTICS	COLTS	CHIEFS
First Downs	10	33
Total Net Yards	255	494
Rushes/Net Yards	19/74	41/148
Net Passing	181	346
Pass Attempts/Completions	31/19	46/29
Had Intercepted	0	1
Sacked/Yards Lost	0/0	4/6
Punts/Average	6/49.0	3/49.0
Penalties/Yards	11/83	7/57
Fumbles/Lost	0/0	1/1
Possession Time	25:28	42:35

RUSHING

KC — K. Hunt 30-104, TD; P. Mahomes 4-30; C. Edwards-Helaire 5-8; B. Smith 1-5; T. Kelce 1-1
IND — J. Taylor 16-58; D. Jones 3-16

RECEIVING

KC — R. Rice 8-141; X. Worthy 4-59; T. Kelce 4-43; B. Smith 3-31; K. Hunt 3-26; N. Gray 3-25; H. Brown 1-10; C. Edwards-Helaire 2-9; J. Smith-Schuster 1-8
IND — A. Dulin 1-48; T. Warren 5-45; M. Pittman Jr. 5-27, TD; A. Pierce 1-26; J. Downs 2-10; M. Alie-Cox 1-9; D. Ogletree 2-8, TD; J. Taylor 2-8

PASSING

KC — P. Mahomes 46-29-352, 0 TDs, 1 INT
IND — D. Jones 31-19-181, 2 TDs, 0 INT

INTERCEPTIONS

KC — None
IND — L. Latu 1

SACKS

KC — None
IND — N. Gallimore 1.0; K. Paye 1.0; A. Adebawore 0.5; A. Ajiake 0.5; L. Latu 0.5; G. Stewart 0.5

FIELD GOALS

KC — H. Butker (28) (48) (22) (25) (27)
IND — M. Badgley (32) (23)

WEEK 13:
Cowboys 31, Chiefs 28
November 27, 2025 • AT&T Stadium • 93,739

Kansas City Chiefs	**14**	**0**	**0**	**14**	**—**	**28**
Dallas Cowboys	**7**	**10**	**3**	**11**	**—**	**31**

KC — R.Rice 27 yd. pass from P.Mahomes (H.Butker kick) (2-37, 0:36)
DAL — C.Lamb 15 yd. pass from D.Prescott (B.Aubrey kick) (12-75, 6:14)
KC — T.Kelce 2 yd. pass from P.Mahomes (H.Butker kick) (12-72, 6:49)
DAL — B.Aubrey 49 yd. Field Goal (10-53, 4:39)
DAL — M.Davis 43 yd. run (B.Aubrey kick) (8-85, 2:53)
DAL — B.Aubrey 36 yd. Field Goal (7-78, 2:56)
KC — R.Rice 3 yd. pass from P.Mahomes (H.Butker kick) (11-80, 4:18)
DAL — J.Williams 3 yd. pass from D.Prescott (D.Prescott-G.Pickens pass) (8-68, 3:36)
DAL — B.Aubrey 26 yd. Field Goal (8-82, 4:10)
KC — M.Brown 10 yd. pass from P.Mahomes (H.Butker kick) (7-67, 1:49)

TEAM STATISTICS	CHIEFS	COWBOYS
First Downs	19	23
Total Net Yards	362	457
Rushes/Net Yards	23/119	26/137
Net Passing	243	320
Pass Attempts/Completions	34/23	39/27
Had Intercepted	0	1
Sacked/Yards Lost	3/18	0/0
Punts/Average	5/43.0	1/62.0
Penalties/Yards	10/119	7/50
Fumbles/Lost	1/0	1/0
Possession Time	29:06	30:54

RUSHING
KC — K. Hunt 14-58; P. Mahomes 3-30; I. Pacheco 3-16; X. Worthy 2-13; R. Rice 1-2
DAL — J. Williams 17-59; M. Davis 3-47, TD; K. Turpin 3-33; D. Prescott 3-(-2)

RECEIVING
KC — R. Rice 8-92, 2 TDs; X. Worthy 4-61; T. Kelce 5-45, TD; K. Hunt 1-22; H. Brown 2-20, TD; I. Pacheco 2-17; J. Wiley 1-4
DAL — C. Lamb 7-112, TD; G. Pickens 6-88; J. Ferguson 5-36; R. Flournoy 3-34; K. Turpin 2-28; J. Williams 3-21, TD; L. Schoonmaker 1-1

PASSING
KC — P. Mahomes 34-23-261, 4 TDs, 0 INT
DAL — D. Prescott 39-27-320, 2 TDs, 1 INT

INTERCEPTIONS
KC — J. Watson 1
DAL — None

SACKS
KC — None
DAL — J. Clowney 2.0; D. Fowler 1.0

FIELD GOALS
KC — None
DAL — B. Aubrey (49) (36) (26)

WEEK 14:
Texans 20, Chiefs 10
December 7, 2025 • GEHA Field at Arrowhead Stadium • 73,611

Houston Texans	**3**	**7**	**0**	**10**	**—**	**20**
Kansas City Chiefs	**0**	**0**	**10**	**0**	**—**	**10**

HOU — K.Fairbairn 35 yd. Field Goal (5-51, 2:27)
HOU — W.Marks 9 yd. pass from C.Stroud (K.Fairbairn kick) (10-90, 5:30)
KC — K.Hunt 2 yd. run (H.Butker kick) (8-56, 4:08)
KC — H.Butker 36 yd. Field Goal (7-30, 2:45)
HOU — D.Ogunbowale 5 yd. run (K.Fairbairn kick) (6-31, 3:22)
HOU — K.Fairbairn 28 yd. Field Goal (7-16, 3:02)

TEAM STATISTICS	TEXANS	CHIEFS
First Downs	14	15
Total Net Yards	268	274
Rushes/Net Yards	31/82	29/126
Net Passing	186	148
Pass Attempts/Completions	31/15	33/14
Had Intercepted	0	3
Sacked/Yards Lost	3/17	2/12
Punts/Average	8/41.1	4/47.0
Penalties/Yards	8/59	5/20
Fumbles/Lost	0/0	0/0
Possession Time	31:58	28:02

RUSHING
KC — P. Mahomes 7-59; K. Hunt 12-30, TD; I. Pacheco 9-30; B. Smith 1-7
HOU — W. Marks 26-68; C. Stroud 2-5; D. Ogunbowale 1-5, TD; N. Chubb 1-3; J. Noel 1-1

RECEIVING
KC — X. Worthy 3-55; H. Brown 1-35; R. Rice 4-34; T. Thornton 2-19; N. Gray 1-14; T. Kelce 1-8; J. Smith-Schuster 1-5; P. Mahomes 1-(-10)
HOU — N. Collins 4-121; J. Higgins 3-34; D. Schultz 3-22; J. Noel 2-12; W. Marks 2-8, TD; C. Kirk 1-6

PASSING
KC — P. Mahomes 33-14-160, 0 TDs, 3 INT
HOU — C. Stroud 31-15-203, TD, 0 INT

INTERCEPTIONS
KC — None
HOU — A. Al-Shaair 1; K. Lassiter 1; J. Pitre 1

SACKS
KC — C. Jones 1.0; G. Karlaftis 1.0; A. Gillotte 0.5; J. Tillery 0.5
HOU — T. Togiai 1.0; D. Autry 0.5; S. Rankins 0.5

FIELD GOALS
KC — H. Butker 43RU (36)
HOU — K. Fairbairn (35) (28)

GAME-BY-GAME OFFENSE

2025 REGULAR SEASON CHIEFS GAME-BY-GAME OFFENSE

	09/05 @ LAC	09/14 PHI	09/21 @ NYG	09/28 BAL	10/06 @ JAX	10/12 DET	10/19 LV	10/27 WAS	11/02 @ BUF	11/16 @ DEN	11/23 IND	11/27 @ DAL	12/07 HOU	12/14 LAC	12/21 @ TEN	12/25 DEN	01/04 @ LV	Totals
FIRST DOWNS																		
Total	18	17	22	24	26	26	30	26	16	19	33	19	15					**291**
Rushing	8	9	6	8	11	8	12	8	5	3	13	7	6					**104**
Passing	9	7	13	15	15	16	16	16	10	13	15	12	8					**165**
Penalty	1	1	3	1	0	2	2	2	1	3	5	0	1					**22**
THIRD DOWNS																		
Attempts	14	12	15	15	9	10	15	10	13	13	16	13	14					**169**
Converted	5	4	8	5	5	4	9	4	3	5	7	5	4					**68**
Percentage	35.7%	33.3%	53.3%	33.3%	55.6%	40.0%	60.0%	40.0%	23.1%	38.5%	43.8%	38.5%	28.6%					**40.2%**
FOURTH DOWNS																		
Attempts	3	3	0	4	0	3	2	2	3	1	2	3	3					**29**
Converted	3	2	0	4	0	2	1	2	2	0	2	3	1					**22**
Percentage	100.0%	66.7%	0	100.0%	0	66.7%	50.0%	100.0%	66.7%	0.0%	100.0%	100.0%	33.3%					**75.9%**
TOT. OFFENSE																		
Net Yards	347	294	306	382	476	355	434	432	305	311	494	362	274					**4,772**
Plays	58	57	67	70	63	62	77	67	57	62	91	60	64					**855**
Avg./Play	6.0	5.2	4.6	5.5	7.6	5.7	5.6	6.4	5.4	5.0	5.4	6.0	4.3					**5.6**
RUSHING																		
Net Yards	98	121	105	118	158	112	152	148	79	62	148	119	126					**1,546**
Rush. Att.	17	26	28	32	22	29	41	30	20	14	41	23	29					**352**
Avg./Att.	5.8	4.7	3.8	3.7	7.2	3.9	3.7	4.9	4.0	4.4	3.6	5.2	4.3					**4.4**
PASSING																		
Net Yards	249	173	201	264	318	243	282	284	226	249	346	243	148					**3,226**
Attempts	39	29	37	37	41	30	35	34	34	45	46	34	33					**474**
Completions	24	16	22	25	29	22	26	25	15	29	29	23	14					**299**
Intercepted	0	1	0	0	1	0	0	2	1	1	1	0	3					**10**
Gross Yards	258	187	224	270	318	257	286	299	250	276	352	261	160					**3,398**
Sacked	2.0	2.0	2.0	1.0	0.0	3.0	1.0	3.0	3.0	3.0	4.0	3.0	2.0					**29.0**
Yards Lost	9	14	23	6	0	14	4	15	24	27	6	18	12					**172**
ADVANCES																		
Rushes	17	26	28	32	22	29	41	30	20	14	41	23	29					**352**
Completions	24	16	22	25	29	22	26	25	15	29	29	23	14					**299**
Totals	41	42	50	57	51	51	67	55	35	43	70	46	43					**651**
Total Drives	8	9	10	10	10	9	9	9	10	10	11	9	13					**127**
PENALTIES																		
Number	10	6	8	5	13	0	5	9	3	10	7	10	5					**91**
Yards	71	45	85	40	109	0	38	95	25	69	57	119	20					**773**
FUMBLES																		
Number	1	1	2	0	0	1	2	2	0	0	1	1	0					**11**
Lost	0	0	0	0	0	0	0	0	0	0	1	0	0					**1**
PUNTING																		
Yards	116	178	139	37	164	46	106	56	146	238	147	215	188					**1,776**
Punts	3	3	3	1	4	1	3	1	3	4	3	5	4					**38**
Net Avg.	38.7	54.7	40.7	37.0	41.3	46.0	33.3	42.0	44.0	34.3	32.7	39.0	41.8					**40.0**
Gross Avg.	38.7	59.3	46.3	37.0	41.0	46.0	35.3	56.0	48.7	59.5	49.0	43.0	47.0					**46.7**
SCORING																		
Points	21	17	22	37	28	30	31	28	21	19	23	28	10					**315**
Q1	0	0	3	3	7	6	7	0	0	3	0	14	0					**43**
Q2	6	10	6	17	7	7	14	7	13	3	9	0	0					**99**
Q3	6	0	7	10	0	7	10	14	0	7	0	0	10					**71**
Q4	9	7	6	7	14	10	0	7	8	6	11	14	0					**99**
OT	0	0	0	0	0	0	0	0	0	0	3	0	0					**3**
TD Rushing	1	1	1	0	3	1	1	1	2	1	1	0	1					**14**
TD Passing	1	1	1	4	1	3	3	3	0	1	0	4	0					**22**
TD KO Returns	0	0	0	0	0	0	0	0	0	0	0	0	0					**0**
TD Punt Returns	0	0	0	0	0	0	0	0	0	0	0	0	0					**0**
TD Sp. Teams	0	0	0	0	0	0	0	0	0	0	0	0	0					**0**
TD Def. Returns	0	0	0	0	0	0	0	0	0	0	0	0	0					**0**
FG Attempts	3	2	4	4	0	1	1	0	2	2	5	0	2					**26**
FG Made	3	1	3	3	0	1	1	0	2	2	5	0	1					**22**
Safety	0	0	0	0	0	0	0	0	0	0	0	0	0					**0**
2-Pt Attempts	1	0	0	0	0	0	0	0	1	0	1	0	0					**3**
2-Pt Made	0	0	0	0	0	0	0	0	1	0	1	0	0					**2**
Time of Possession	27:16	27:26	31:50	34:45	31:59	30:37	42:08	34:03	25:15	30:31	42:35	29:06	28:02					**415:33**

GAME-BY-GAME DEFENSE

2025 REGULAR SEASON CHIEFS GAME-BY-GAME DEFENSE

	09/05 @ LAC	09/14 PHI	09/21 @ NYG	09/28 BAL	10/06 @ JAX	10/12 DET	10/19 LV	10/27 WAS	11/02 @ BUF	11/16 @ DEN	11/23 IND	11/27 @ DAL	12/07 HOU	12/14 LAC	12/21 @ TEN	12/25 DEN	01/04 @ LV	Totals
FIRST DOWNS																		
Total	22	16	19	18	21	18	3	14	23	16	10	23	14					**217**
Rushing	6	9	8	7	9	5	0	4	9	5	4	3	5					**74**
Passing	16	4	7	10	8	13	2	9	13	11	6	15	7					**121**
Penalty	0	3	4	1	4	0	1	1	1	0	0	5	2					**22**
THIRD DOWNS																		
Attempts	13	14	10	10	9	11	7	12	12	15	13	16	18					**160**
Converted	7	5	1	3	5	5	0	7	7	7	5	9	8					**69**
Percentage	53.8%	35.7%	10.0%	30.0%	55.6%	45.5%	0.0%	58.3%	58.3%	46.7%	38.5%	56.3%	44.4%					**43.1%**
FOURTH DOWNS																		
Attempts	1	1	4	4	1	2	1	2	1	0	0	1	0					**18**
Converted	1	1	1	1	0	0	0	0	0	0	0	1	0					**5**
Percentage	100.0%	100.0%	25.0%	25.0%	0.0%	0.0%	0.0%	0.0%	0.0%	0	0	100.0%	0					**27.8%**
TOT. OFFENSE																		
Net Yards	394	216	281	360	319	297	95	260	404	342	255	457	268					**3,948**
Plays	62	58	61	53	54	53	30	52	64	61	50	65	65					**728**
Avg./Play	6.4	3.7	4.6	6.8	5.9	5.6	3.2	5.0	6.3	5.6	5.1	7.0	4.1					**5.4**
RUSHING																		
Net Yards	90	122	130	166	109	98	25	60	141	59	74	137	82					**1,293**
Rush. Att.	25	34	27	17	26	23	11	20	35	21	19	26	31					**315**
Avg./Att.	3.6	3.6	4.8	9.8	4.2	4.3	2.3	3.0	4.0	2.8	3.9	5.3	2.6					**4.1**
PASSING																		
Net Yards	304	94	151	194	210	199	70	200	263	283	181	320	186					**2,655**
Attempts	34	22	32	33	25	29	18	30	26	38	31	39	31					**388**
Completions	25	15	18	23	18	23	12	21	23	24	19	27	15					**263**
Intercepted	0	0	2	1	1	0	0	2	0	0	0	1	0					**7**
Gross Yards	318	101	160	199	221	203	75	213	273	295	181	320	203					**2,762**
Sacked	3.0	2.0	2.0	3.0	3.0	1.0	1.0	2.0	3.0	2.0	0.0	0.0	3.0					**25.0**
Yards Lost	14	7	9	5	11	4	5	13	10	12	0	0	17					**107**
ADVANCES																		
Rushes	25	34	27	17	26	23	11	20	35	21	19	26	31					**315**
Completions	25	15	18	23	18	23	12	21	23	24	19	27	15					**263**
Totals	50	49	45	40	44	46	23	41	58	45	38	53	46					**578**
Total Drives	8	10	9	10	9	8	10	8	10	10	11	10	13					**126**
PENALTIES																		
Number	6	6	7	6	4	4	8	3	4	10	11	7	8					**84**
Yards	49	48	82	56	25	38	58	35	40	147	83	50	59					**770**
FUMBLES																		
Number	1	1	0	1	1	1	2	1	0	1	0	1	0					**10**
Lost	0	0	0	1	1	0	1	0	0	0	0	0	0					**3**
PUNTING																		
Yards	106	274	61	50	105	138	283	142	126	211	294	62	329					**2,181**
Punts	2	5	2	1	2	3	6	3	3	4	6	1	8					**46**
Net Avg.	49.5	42.4	28.5	35.0	51.5	39.0	44.7	43.0	40.3	48.0	47.8	52.0	41.1					**43.5**
Gross Avg.	53.0	54.8	30.5	50.0	52.5	46.0	47.2	47.3	42.0	52.8	49.0	62.0	41.1					**47.4**
SCORING																		
Points	27	20	9	20	31	17	0	7	28	22	20	31	20					**252**
Q1	7	7	0	7	0	3	0	0	7	6	7	7	3					**54**
Q2	6	3	6	3	7	7	0	7	14	0	7	10	7					**77**
Q3	7	3	0	3	14	0	0	0	7	7	6	3	0					**50**
Q4	7	7	3	7	10	7	0	0	0	9	0	11	10					**71**
OT	0	0	0	0	0	0	0	0	0	0	0	0	0					**0**
TD Rushing	0	2	1	1	2	0	0	0	3	1	0	1	1					**12**
TD Passing	3	0	0	1	1	2	0	1	1	0	2	2	1					**14**
TD KO Returns	0	0	0	0	0	0	0	0	0	0	0	0	0					**0**
TD Punt Returns	0	0	0	0	0	0	0	0	0	0	0	0	0					**0**
TD Sp. Teams	0	0	0	0	0	0	0	0	0	0	0	0	0					**0**
TD Def. Returns	0	0	0	0	1	0	0	0	0	0	0	0	0					**1**
FG Attempts	2	2	1	2	1	1	0	0	1	5	2	3	2					**22**
FG Made	2	2	1	2	1	1	0	0	0	5	2	3	2					**21**
Safety	0	0	0	0	0	0	0	0	0	0	0	0	0					**0**
2-Pt Attempts	0	0	0	0	0	0	0	0	0	0	0	1	0					**1**
2-Pt Made	0	0	0	0	0	0	0	0	0	0	0	1	0					**1**
Time of Possession	32:44	32:34	28:10	25:15	28:01	29:23	17:52	25:57	34:45	29:29	25:28	30:54	31:58					**372:30**

INDIVIDUAL SINGLE-GAME HIGHS

2025 REGULAR SEASON CHIEFS INDIVIDUAL SINGLE-GAME HIGHS

Touchdowns	2	Rashee Rice	at Cowboys	11/27
		Kareem Hunt	vs. Commanders	10/27
		Rashee Rice	vs. Raiders	10/19
		Hollywood Brown	vs. Lions	10/12
		Kareem Hunt	at Jaguars	10/06
Passes Attempted	46	Patrick Mahomes	vs. Colts	11/23
Passes Completed	29	Patrick Mahomes	vs. Colts	11/23
		Patrick Mahomes	at Broncos	11/16
		Patrick Mahomes	at Jaguars	10/06
Completion Percentage	74.3	Patrick Mahomes	vs. Raiders	10/19
Passing Yards	352	Patrick Mahomes	vs. Colts	11/23
Yards Per Attempt	8.8	Patrick Mahomes	vs. Commanders	10/27
Touchdown Passes	4	Patrick Mahomes	at Cowboys	11/27
		Patrick Mahomes	vs. Ravens	09/28
Passer Rating	132.2	Patrick Mahomes	vs. Lions	10/12
Pass Receptions	10	Hollywood Brown	at Chargers	09/05
Receiving Yards	141	Rashee Rice	vs. Colts	11/23
Touchdown Receptions	2	Rashee Rice	at Cowboys	11/27
		Rashee Rice	vs. Raiders	10/19
		Hollywood Brown	vs. Lions	10/12
Rushing Yards	104	Kareem Hunt	vs. Colts	11/23
Rushing Attempts	30	Kareem Hunt	vs. Colts	11/23
Rushing Average	9.4	Patrick Mahomes	vs. Eagles	09/14
Rushing Touchdowns	2	Kareem Hunt	at Jaguars	10/06
Yards From Scrimmage	141	Rashee Rice	vs. Colts	11/23
Combined Net Yards	166	Brashard Smith	at Jaguars	10/06
Interceptions Made	1	Jaylen Watson	at Cowboys	11/27
		Jack Cochrane	vs. Commanders	10/27
		Mike Danna	vs. Commanders	10/27
		Trent McDuffie	at Jaguars	10/06
		Leo Chenal	vs. Ravens	09/28
		Chris Roland-Wallace	at Giants	09/21
		Jaylen Watson	at Giants	09/21
Interceptions Thrown	3	Patrick Mahomes	vs. Texans	12/07
INT Return Yards	23	Chris Roland-Wallace	at Giants	09/21
Tackles	14	Nick Bolton	at Bills	11/02
		Nick Bolton	at Giants	09/21
Sacks	2.0	Drue Tranquill	at Chargers	09/05
Punts	5	Matt Araiza	at Cowboys	11/27
Punts Inside the 20	4	Matt Araiza	at Cowboys	11/27
		Matt Araiza	at Jaguars	10/06
Punting Average	59.5	Matt Araiza	at Broncos	11/16
Punt Returns	4	Nikko Remigio	vs. Colts	11/23
Punt Return Yards	42	Nikko Remigio	vs. Eagles	09/14
Kickoff Returns	5	Tyquan Thornton	at Cowboys	11/27
		Brashard Smith	at Jaguars	10/06
Kickoff Return Yards	130	Brashard Smith	at Jaguars	10/06
Field Goals Attempted	5	Harrison Butker	vs. Colts	11/23
Field Goals Made	5	Harrison Butker	vs. Colts	11/23

2025 REGULAR SEASON KANSAS CITY CHIEFS LONGEST PLAYS

Run From Scrimmage	35	Xavier Worthy	vs. Ravens	09/28
Touchdown Run	13	Patrick Mahomes	vs. Eagles	09/14
Passing Long	61	Patrick Mahomes	at Broncos	11/16
Touchdown Pass Long	49	Patrick Mahomes	vs. Eagles	09/14

INDIVIDUAL SINGLE-GAME HIGHS

Pass Reception	61	Tyquan Thornton	at Broncos	11/16
Touchdown Reception	49	Tyquan Thornton	vs. Eagles	09/14
Interception Return	23	Chris Roland-Wallace	at Giants	09/21
Longest Own Fumble Return	3	Xavier Worthy	vs. Raiders	10/19
Longest Opponent's Fumble Return	1	George Karlaftis	at Jaguars	10/06
Punt Return	25	Nikko Remigio	vs. Eagles	09/14
Kickoff Return	47	Nikko Remigio	vs. Ravens	09/28
Punt	69	Matt Araiza	vs. Eagles	09/14
Field Goal	59	Harrison Butker	at Chargers	09/05
Field Goal Attempt	59	Harrison Butker	at Chargers	09/05

OPPONENTS INDIVIDUAL SINGLE-GAME HIGHS

2025 REGULAR SEASON OPPONENTS INDIVIDUAL SINGLE-GAME HIGHS

Touchdowns	2	Josh Allen	at Bills	11/02
		Trevor Lawrence	at Jaguars	10/06
		Justice Hill	vs. Ravens	09/28
		Quentin Johnston	at Chargers	09/05
Passes Attempted	39	Dak Prescott	at Cowboys	11/27
Passes Completed	27	Dak Prescott	at Cowboys	11/27
Completion Percentage	88.5	Josh Allen	at Bills	11/02
Passing Yards	320	Dak Prescott	at Cowboys	11/27
Yards Per Attempt	10.5	Josh Allen	at Bills	11/02
Touchdown Passes	3	Justin Herbert	at Chargers	09/05
Passer Rating	131.7	Justin Herbert	at Chargers	09/05
Pass Receptions	9	Amon-Ra St. Brown	vs. Lions	10/12
Receiving Yards	121	Nico Collins	vs. Texans	12/07
Touchdown Receptions	2	Quentin Johnston	at Chargers	09/05
Rushing Yards	114	James Cook III	at Bills	11/02
Rushing Attempts	27	James Cook III	at Bills	11/02
Rushing Average	6.0	Cam Skattebo	at Giants	09/21
Rushing Touchdowns	2	Josh Allen	at Bills	11/02
		Trevor Lawrence	at Jaguars	10/06
Yards From Scrimmage	125	James Cook III	at Bills	11/02
Combined Net Yards	250	Justice Hill	vs. Ravens	09/28
Interceptions Made	1	Azeez Al-Shaair	vs. Texans	12/07
		Kamari Lassiter	vs. Texans	12/07
		Jalen Pitre	vs. Texans	12/07
		Laiatu Latu	vs. Colts	11/23
		Ja'Quan McMillian	at Broncos	11/16
		Maxwell Hairston	at Bills	11/02
		Marshon Lattimore	vs. Commanders	10/27
		Bobby Wagner	vs. Commanders	10/27
		Devin Lloyd	at Jaguars	10/06
		Andrew Mukuba	vs. Eagles	09/14
Interceptions Thrown	2	Marcus Mariota	vs. Commanders	10/27
		Russell Wilson	at Giants	09/21
INT Return Yards	99	Devin Lloyd	at Jaguars	10/06
Tackles	20	Germaine Pratt	vs. Colts	11/23
Sacks	2.0	Jadeveon Clowney	at Cowboys	11/27
		Ja'Quan McMillian	at Broncos	11/16
		Jacob Martin	vs. Commanders	10/27
Punts	8	Tommy Townsend	vs. Texans	12/07
Punts Inside the 20	5	Rigoberto Sanchez	vs. Colts	11/23
Punting Average	62.0	Bryan Anger	at Cowboys	11/27
Punt Returns	3	Anthony Gould	vs. Colts	11/23
		Marvin Mims Jr.	at Broncos	11/16
Punt Return Yards	101	Marvin Mims Jr.	at Broncos	11/16
Kickoff Returns	5	KaVontae Turpin	at Cowboys	11/27
		Craig Reynolds	vs. Lions	10/12
		Justice Hill	vs. Ravens	09/28
		Devin Singletary	at Giants	09/21
Kickoff Return Yards	134	Devin Singletary	at Giants	09/21
Field Goals Attempted	5	Wil Lutz	at Broncos	11/16
Field Goals Made	5	Wil Lutz	at Broncos	11/16

2025 REGULAR SEASON OPPONENTS LONGEST PLAYS

Run From Scrimmage	71	Justice Hill	vs. Ravens	09/28
Touchdown Run	71	Justice Hill	vs. Ravens	09/28

OPPONENTS INDIVIDUAL SINGLE-GAME HIGHS

Passing Long	53	C.J. Stroud	vs. Texans	12/07
Touchdown Pass Long	23	Josh Allen	at Bills	11/02
		Justin Herbert	at Chargers	09/05
Pass Reception	53	Nico Collins	vs. Texans	12/07
Touchdown Reception	23	Dalton Kincaid	at Bills	11/02
		Quentin Johnston	at Chargers	09/05
Interception Return	99	Devin Lloyd	at Jaguars	10/06
Longest INT Return for TD	99	Devin Lloyd	at Jaguars	10/06
Punt Return	70	Marvin Mims Jr.	at Broncos	11/16
Punt	70	Braden Mann	vs. Eagles	09/14
Field Goal	58	Jake Elliott	vs. Eagles	09/14
Field Goal Attempt	58	Jake Elliott	vs. Eagles	09/14

BIG YARDAGE GAMES

2025 REGULAR SEASON BIG YARDAGE GAMES

100-YARD PASS RECEIVERS

DATE	OPPONENT	PLAYER	ATT.	YDS.	AVG.	LG	TD
11/23	vs. Colts	Rashee Rice	8	141	17.6	47	0

100-YARD RUSHERS

DATE	OPPONENT	PLAYER	ATT.	YDS.	AVG.	LG	TD
11/23	vs. Colts	Kareem Hunt	30	104	3.5	18	1

300-YARD PASSERS

DATE	OPPONENT	PLAYER	ATT.	YDS.	COMP.	LG	TD
10/6	at Jaguars	Patrick Mahomes	41	318	29	34	1
11/23	vs. Colts	Patrick Mahomes	46	352	29	47	0

2025 OPPONENTS BIG YARDAGE GAMES

100-YARD PASS RECEIVERS

DATE	OPPONENT	PLAYER	ATT.	YDS.	AVG.	LG	TD
11/2	at Bills	Dalton Kincaid	6	101	16.8	47	1
11/27	at Cowboys	CeeDee Lamb	7	112	16.0	51	1
12/7	vs. Texans	Nico Collins	4	121	30.3	53	0

100-YARD RUSHERS

DATE	OPPONENT	PLAYER	ATT.	YDS.	AVG.	LG	TD
11/2	at Bills	James Cook III	27	114	4.2	17	0

300-YARD PASSERS

DATE	OPPONENT	PLAYER	ATT.	YDS.	COMP.	LG	TD
9/5	at Chargers	Justin Herbert	34	318	25	33	3
11/27	at Cowboys	Dak Prescott	39	320	27	51	2

BIG YARDAGE GAMES

2025 REGULAR SEASON BIG YARDAGE GAMES

100-YARD PASS RECEIVERS

DATE	OPPONENT	PLAYER	ATT.	YDS.	AVG.	LG	TD
11/23	vs. Colts	Rashee Rice	8	141	17.6	47	0

100-YARD RUSHERS

DATE	OPPONENT	PLAYER	ATT.	YDS.	AVG.	LG	TD
11/23	vs. Colts	Kareem Hunt	30	104	3.5	18	1

300-YARD PASSERS

DATE	OPPONENT	PLAYER	ATT.	YDS.	COMP.	LG	TD
10/6	at Jaguars	Patrick Mahomes	41	318	29	34	1
11/23	vs. Colts	Patrick Mahomes	46	352	29	47	0

2025 OPPONENTS BIG YARDAGE GAMES

100-YARD PASS RECEIVERS

DATE	OPPONENT	PLAYER	ATT.	YDS.	AVG.	LG	TD
11/2	at Bills	Dalton Kincaid	6	101	16.8	47	1
11/27	at Cowboys	CeeDee Lamb	7	112	16.0	51	1
12/7	vs. Texans	Nico Collins	4	121	30.3	53	0

100-YARD RUSHERS

DATE	OPPONENT	PLAYER	ATT.	YDS.	AVG.	LG	TD
11/2	at Bills	James Cook III	27	114	4.2	17	0

300-YARD PASSERS

DATE	OPPONENT	PLAYER	ATT.	YDS.	COMP.	LG	TD
9/5	at Chargers	Justin Herbert	34	318	25	33	3
11/27	at Cowboys	Dak Prescott	39	320	27	51	2

100.0+ PASSER RATING

2025 REGULAR SEASON 100.0+ PASSER RATING

CHIEFS

PASSING GAMES

DATE	OPPONENT	PLAYER	ATT	CMP	YDS	CMP%	YDS/ATT	YDS/CMP	TD	TD%	INT	INT%	LONG	SACK/LOST	RATING
09/28	vs. BAL	Patrick Mahomes	37	25	270	67.57%	7.30	10.80	4	10.81%	0	0.00%	37	1/6	124.80
10/12	vs. DET	Patrick Mahomes	30	22	257	73.33%	8.57	11.68	3	10.00%	0	0.00%	30	3/14	132.20
10/19	vs. LV	Patrick Mahomes	35	26	286	74.29%	8.17	11.00	3	8.57%	0	0.00%	44	1/4	126.60
10/27	vs. WAS	Patrick Mahomes	34	25	299	73.53%	8.79	11.96	3	8.82%	2	5.88%	38	3/15	104.90
11/27	at DAL	Patrick Mahomes	34	23	261	67.65%	7.68	11.35	4	11.76%	0	0.00%	42	3/18	129.70
DATE	OPPONENT	PLAYER	ATT	CMP	YDS	CMP%	YDS/ATT	YDS/CMP	TD	TD%	INT	INT%	LONG	SACK/LOST	RATING
01/26	vs. BUF	Patrick Mahomes	26	18	245	69.23%	9.42	13.61	1	3.85%	0	0.00%	31	2/12	111.90

2025 OPPONENTS 100.0+ PASSER RATING

PASSING GAMES

DATE	OPPONENT	PLAYER	ATT	CMP	YDS	CMP%	YDS/ATT	YDS/CMP	TD	TD%	INT	INT%	LONG	SACK/LOST	RATING
09/05	at LAC	Justin Herbert	34	25	318	73.53%	9.35	12.72	3	8.82%	0	0.00%	33	3/14	131.70
10/12	vs. DET	Jared Goff	29	23	203	79.31%	7.00	8.83	2	6.90%	0	0.00%	26	1/4	118.80
11/02	at BUF	Josh Allen	26	23	273	88.46%	10.50	11.87	1	3.85%	0	0.00%	47	3/10	123.20
11/27	at DAL	Dak Prescott	39	27	320	69.23%	8.21	11.85	2	5.13%	1	2.56%	51	0/0	100.40
DATE	OPPONENT	PLAYER	ATT	CMP	YDS	CMP%	YDS/ATT	YDS/CMP	TD	TD%	INT	INT%	LONG	SACK/LOST	RATING
01/26	vs. BUF	Josh Allen	34	22	237	64.71%	6.97	10.77	2	5.88%	0	0.00%	34t	2/10	104.70
02/09	at PHI	Jalen Hurts	22	17	221	77.27%	10.05	13.00	2	9.09%	1	4.55%	46t	2/11	119.70

*Need minimum of 20 attempts to qualify

WEEK-BY-WEEK RANKINGS

2025 REGULAR SEASON									
		OFFENSE				DEFENSE			
DATE	OPPONENT	TOTAL	RUSH	PASS	*POINTS SCORED	TOTAL	RUSH	PASS	*POINTS SCORED
09/05	at L.A. Chargers	11	18	9	T-13	T-27	14	30	T-25
09/14	Philadelphia	T-17	17	17	24	13	T-15	15	T-19
09/21	at N.Y. Giants	17	17	15	T-21	T-11	T-18	10	T-9
09/28	Baltimore	T-16	19	12	T-14	14	22	8	8
10/06	at Jacksonville	8	11	9	T-12	13	21	7	T-13
10/12	Detroit	8	14	8	9	12	19	8	11
10/19	Las Vegas	5	12	6	6	5	15	4	3
10/27	Washington	5	9	5	7	4	11	3	2
11/02	at Buffalo	6	12	7	9	7	13	7	3
11/16	at Denver	7	16	5	9	7	9	11	4
11/23	Indianapolis	5	14	2	9	6	T-8	11	4
11/27	at Dallas	5	15	2	9	9	9	12	7
12/07	Houston	7	17	4	11	9	7	13	7

*Points per game

INDIVIDUAL GXG STATS: PASSING

2025 REGULAR SEASON INDIVIDUAL GAME-BY-GAME STATS

PASSING:		PATRICK MAHOMES												
DATE	OPP.	ATT	CMP	YDS	CMP%	Y/A	Y/C	TD	TD%	INT	INT%	LG	SK/YD	RATE
09/05	at L.A. Chargers	39	24	258	61.5%	6.6	10.8	1	2.6%	0	0.0%	49	2/9	89.5
09/14	Philadelphia	29	16	187	55.2%	6.4	11.7	1	3.4%	1	3.4%	49t	2/14	72.1
09/21	at N.Y. Giants	37	22	224	59.5%	6.1	10.2	1	2.7%	0	0.0%	33	2/23	85.9
09/28	Baltimore	37	25	270	67.6%	7.3	10.8	4	10.8%	0	0.0%	37	1/6	124.8
10/06	at Jacksonville	41	29	318	70.7%	7.8	11.0	1	2.4%	1	2.4%	34	0/0	91.3
10/12	Detroit	30	22	257	73.3%	8.6	11.7	3	10.0%	0	0.0%	30	3/14	132.2
10/19	Las Vegas	35	26	286	74.3%	8.2	11.0	3	8.6%	0	0.0%	44	1/4	126.6
10/27	Washington	34	25	299	73.5%	8.8	12.0	3	8.8%	2	5.9%	38	3/15	104.9
11/02	at Buffalo	34	15	250	44.1%	7.4	16.7	0	0.0%	1	2.9%	40	3/24	57.2
11/16	at Denver	45	29	276	64.4%	6.1	9.5	1	2.2%	1	2.2%	61	3/27	79.5
11/23	Indianapolis	46	29	352	63.0%	7.7	12.1	0	0.0%	1	2.2%	47	4/6	77.4
11/27	at Dallas	34	23	261	67.6%	7.7	11.3	4	11.8%	0	0.0%	42	3/18	129.7
12/07	Houston	33	14	160	42.4%	4.8	11.4	0	0.0%	3	9.1%	35	2/12	19.8
12/14	L.A. Chargers													
12/21	at Tennessee													
12/25	Denver													
01/04	at Las Vegas													
TOTALS		474	299	3,398	63.1%	7.2	11.4	22	4.6%	10	2.1%	61	29/172	91.2

PASSING:		CHRIS OLADOKUN												
DATE	OPP.	ATT	CMP	YDS	CMP%	Y/A	Y/C	TD	TD%	INT	INT%	LG	SK/YD	RATE
09/05	at L.A. Chargers	*PRACTICE SQUAD*												
09/14	Philadelphia	*PRACTICE SQUAD*												
09/21	at N.Y. Giants	*PRACTICE SQUAD*												
09/28	Baltimore	*PRACTICE SQUAD*												
10/06	at Jacksonville	*PRACTICE SQUAD*												
10/12	Detroit	*PRACTICE SQUAD*												
10/19	Las Vegas	*PRACTICE SQUAD*												
10/27	Washington	*PRACTICE SQUAD*												
11/02	at Buffalo	*PRACTICE SQUAD*												
11/16	at Denver	*PRACTICE SQUAD*												
11/23	Indianapolis	*PRACTICE SQUAD*												
11/27	at Dallas	*PRACTICE SQUAD*												
12/07	Houston	*PRACTICE SQUAD*												
12/14	L.A. Chargers													
12/21	at Tennessee													
12/25	Denver													
01/04	at Las Vegas													
TOTALS		0	0	0	0.0%	0.0	0.0	0	0.0%	0	0.0%	--	0/0	0.0

PASSING:		GARDNER MINSHEW												
DATE	OPP.	ATT	CMP	YDS	CMP%	Y/A	Y/C	TD	TD%	INT	INT%	LG	SK/YD	RATE
09/05	at L.A. Chargers	*DID NOT PLAY*												
09/14	Philadelphia	*DID NOT PLAY*												
09/21	at N.Y. Giants	*DID NOT PLAY*												
09/28	Baltimore	0	0	0	0.0%	0.0	0.0	0	0.0%	0	0.0%	0	0/0	0.0
10/06	at Jacksonville	*DID NOT PLAY*												
10/12	Detroit	*DID NOT PLAY*												
10/19	Las Vegas	0	0	0	0.0%	0.0	0.0	0	0.0%	0	0.0%	0	0/0	0.0
10/27	Washington	*DID NOT PLAY*												
11/02	at Buffalo	*DID NOT PLAY*												
11/16	at Denver	*DID NOT PLAY*												
11/23	Indianapolis	*DID NOT PLAY*												
11/27	at Dallas	*DID NOT PLAY*												
12/07	Houston	*DID NOT PLAY*												
12/14	L.A. Chargers													
12/21	at Tennessee													
12/25	Denver													
01/04	at Las Vegas													
TOTALS		0	0	0	0.0%	0.0	0.0	0	0.0%	0	0.0%	--	0/0	0.0

INDIVIDUAL GXG STATS: RUSHING

2025 REGULAR SEASON INDIVIDUAL GAME-BY-GAME STATS

RUSHING:		KAREEM HUNT					TRAVIS KELCE					PATRICK MAHOMES				
DATE	OPP.	NO.	YDS	AVG	LG	TD	NO.	YDS	AVG	LG	TD	NO.	YDS	AVG	LG	TD
09/05	at L.A. Chargers	5	16	3.2	6	0	0	0	0.0	--	0	6	57	9.5	15	1
09/14	Philadelphia	8	31	3.9	11	0	0	0	0.0	--	0	7	66	9.4	22	1
09/21	at N.Y. Giants	10	34	3.4	6	1	0	0	0.0	--	0	5	2	0.4	4	0
09/28	Baltimore	13	34	2.6	7	0	0	0	0.0	--	0	4	5	1.3	4	0
10/06	at Jacksonville	7	49	7.0	33	2	0	0	0.0	--	0	6	60	10.0	15	1
10/12	Detroit	6	23	3.8	10	0	0	0	0.0	--	0	10	32	3.2	11	1
10/19	Las Vegas	4	18	4.5	9	0	0	0	0.0	--	0	4	28	7.0	10	0
10/27	Washington	9	40	4.4	11	1	0	0	0.0	--	0	4	30	7.5	15	0
11/02	at Buffalo	11	49	4.5	13	1	0	0	0.0	--	0	1	5	5.0	5	0
11/16	at Denver	13	59	4.5	11	1	0	0	0.0	--	0	1	3	3.0	3	0
11/23	Indianapolis	30	104	3.5	18	1	1	1	1.0	1	0	4	30	7.5	13	0
11/27	at Dallas	14	58	4.1	14	0	0	0	0.0	--	0	3	30	10.0	16	0
12/07	Houston	12	30	2.5	6	1	0	0	0.0	--	0	7	59	8.4	15	0
12/14	L.A. Chargers															
12/21	at Tennessee															
12/25	Denver															
01/04	at Las Vegas															
TOTALS		142	545	3.8	33	8	1	1	1.0	1	0	62	407	6.6	22	4

RUSHING:		GARDNER MINSHEW					ISIAH PACHECO					NIKKO REMIGIO				
DATE	OPP.	NO.	YDS	AVG	LG	TD	NO.	YDS	AVG	LG	TD	NO.	YDS	AVG	LG	TD
09/05	at L.A. Chargers	*DID NOT PLAY*					5	25	5.0	10	0	0	0	0.0	--	0
09/14	Philadelphia	*DID NOT PLAY*					10	22	2.2	7	0	0	0	0.0	--	0
09/21	at N.Y. Giants	*DID NOT PLAY*					10	45	4.5	10	0	1	11	11.0	11	0
09/28	Baltimore	2	-3	-1.5	-1	0	7	35	5.0	12	0	0	0	0.0	--	0
10/06	at Jacksonville	*DID NOT PLAY*					7	36	5.1	16	0	0	0	0.0	--	0
10/12	Detroit	*DID NOT PLAY*					12	51	4.3	11	0	0	0	0.0	--	0
10/19	Las Vegas	3	-3	-1.0	-1	0	15	57	3.8	11	1	0	0	0.0	--	0
10/27	Washington	*DID NOT PLAY*					12	58	4.8	13	0	0	0	0.0	--	0
11/02	at Buffalo	*DID NOT PLAY*					*INACTIVE*					0	0	0.0	--	0
11/16	at Denver	*DID NOT PLAY*					*INACTIVE*					0	0	0.0	--	0
11/23	Indianapolis	*DID NOT PLAY*					*INACTIVE*					0	0	0.0	--	0
11/27	at Dallas	*DID NOT PLAY*					3	16	5.3	9	0	0	0	0.0	--	0
12/07	Houston	*DID NOT PLAY*					9	30	3.3	6	0	*INACTIVE*				
12/14	L.A. Chargers															
12/21	at Tennessee															
12/25	Denver															
01/04	at Las Vegas															
TOTALS		5	-6	-1.2	-1	0	90	375	4.2	16	1	1	11	11.0	11	0

RUSHING:		RASHEE RICE					BRASHARD SMITH					XAVIER WORTHY				
DATE	OPP.	NO.	YDS	AVG	LG	TD	NO.	YDS	AVG	LG	TD	NO.	YDS	AVG	LG	TD
09/05	at L.A. Chargers	*RESERVE/LEAGUE SUSP.*					0	0	0.0	--	0	1	0	0.0	--	0
09/14	Philadelphia	*RESERVE/LEAGUE SUSP.*					1	2	2.0	2	0	*INACTIVE*				
09/21	at N.Y. Giants	*RESERVE/LEAGUE SUSP.*					2	13	6.5	8	0	*INACTIVE*				
09/28	Baltimore	*RESERVE/LEAGUE SUSP.*					4	9	2.3	5	0	2	38	19.0	35	0
10/06	at Jacksonville	*RESERVE/LEAGUE SUSP.*					1	4	4.0	4	0	1	9	9.0	9	0
10/12	Detroit	*RESERVE/LEAGUE SUSP.*					0	0	0.0	--	0	1	6	6.0	6	0
10/19	Las Vegas	0	0	0.0	--	0	14	39	2.8	8	0	1	13	13.0	13	0
10/27	Washington	2	12	6.0	7	0	3	8	2.7	4	0	0	0	0.0	--	0
11/02	at Buffalo	2	6	3.0	3t	1	3	7	2.3	4	0	1	7	7.0	7	0
11/16	at Denver	0	0	0.0	--	0	0	0	0.0	--	0	0	0	0.0	--	0
11/23	Indianapolis	0	0	0.0	--	0	1	5	5.0	5	0	0	0	0.0	--	0
11/27	at Dallas	1	2	2.0	2	0	0	0	0.0	--	0	2	13	6.5	17	0
12/07	Houston	0	0	0.0	--	0	1	7	7.0	7	0	0	0	0.0	--	0
12/14	L.A. Chargers															
12/21	at Tennessee															
12/25	Denver															
01/04	at Las Vegas															
TOTALS		5	20	4.0	7	1	30	94	3.1	8	0	9	86	9.6	35	0

INDIVIDUAL GXG STATS: RECEIVING

2025 REGULAR SEASON INDIVIDUAL GAME-BY-GAME STATS

RECEIVING:		HOLLYWOOD BROWN					NOAH GRAY					KAREEM HUNT				
DATE	OPP.	NO.	YDS	AVG	LG	TD	NO.	YDS	AVG	LG	TD	NO.	YDS	AVG	LG	TD
09/05	at L.A. Chargers	10	99	9.9	49	0	1	3	3.0	3	0	2	10	5.0	6	0
09/14	Philadelphia	5	30	6.0	11	0	1	1	1.0	1	0	1	3	3.0	3	0
09/21	at N.Y. Giants	4	42	10.5	17	0	3	17	5.7	10	0	1	10	10.0	10	0
09/28	Baltimore	3	38	12.7	18	1	1	1	1.0	1	0	1	13	13.0	13	0
10/06	at Jacksonville	4	48	12.0	20	0	0	0	0.0	--	0	1	8	8.0	8	0
10/12	Detroit	4	45	11.3	20	2	2	25	12.5	19	0	1	11	11.0	11	0
10/19	Las Vegas	2	14	7.0	8t	1	1	28	28.0	28	0	0	0	0.0	--	0
10/27	Washington	0	0	0.0	--	0	2	23	11.5	15	0	1	2	2.0	2t	1
11/02	at Buffalo	2	73	36.5	40	0	0	0	0.0	--	0	1	6	6.0	6	0
11/16	at Denver	4	40	10.0	18	0	2	9	4.5	5	0	1	3	3.0	3	0
11/23	Indianapolis	1	10	10.0	10	0	3	25	8.3	17	0	3	26	8.7	11	0
11/27	at Dallas	2	20	10.0	10t	1	*INACTIVE*					1	22	22.0	22	0
12/07	Houston	1	35	35.0	35	0	1	14	14.0	14	0	0	0	0.0	--	0
12/14	L.A. Chargers															
12/21	at Tennessee															
12/25	Denver															
01/04	at Las Vegas															
TOTALS		**42**	**494**	**11.8**	**49**	**5**	**17**	**146**	**8.6**	**28**	**0**	**14**	**114**	**8.1**	**22**	**1**

RECEIVING:		TRAVIS KELCE					PATRICK MAHOMES					ISIAH PACHECO				
DATE	OPP.	NO.	YDS	AVG	LG	TD	NO.	YDS	AVG	LG	TD	NO.	YDS	AVG	LG	TD
09/05	at L.A. Chargers	2	47	23.5	37t	1	0	0	0.0	--	0	2	3	1.5	4	0
09/14	Philadelphia	4	61	15.3	23	0	0	0	0.0	--	0	1	7	7.0	7	0
09/21	at N.Y. Giants	4	26	6.5	13	0	0	0	0.0	--	0	1	3	3.0	3	0
09/28	Baltimore	5	48	9.6	15	0	0	0	0.0	--	0	2	13	6.5	8t	1
10/06	at Jacksonville	7	61	8.7	14	1	0	0	0.0	--	0	3	20	6.7	10	0
10/12	Detroit	6	78	13.0	17	0	0	0	0.0	--	0	1	0	0.0	--	0
10/19	Las Vegas	3	54	18.0	44	0	0	0	0.0	--	0	1	-3	-3.0	-3	0
10/27	Washington	6	99	16.5	38	1	0	0	0.0	--	0	0	0	0.0	--	0
11/02	at Buffalo	4	66	16.5	28	0	0	0	0.0	--	0	*INACTIVE*				
11/16	at Denver	9	91	10.1	21t	1	0	0	0.0	--	0	*INACTIVE*				
11/23	Indianapolis	4	43	10.8	17	0	0	0	0.0	--	0	*INACTIVE*				
11/27	at Dallas	5	45	9.0	22	1	0	0	0.0	--	0	2	17	8.5	11	0
12/07	Houston	1	8	8.0	8	0	1	-10	-10.0	-10	0	0	0	0.0	--	0
12/14	L.A. Chargers															
12/21	at Tennessee															
12/25	Denver															
01/04	at Las Vegas															
TOTALS		**60**	**727**	**12.1**	**44**	**5**	**1**	**-10**	**-10.0**	**-10**	**0**	**13**	**60**	**4.6**	**11**	**1**

RECEIVING:		NIKKO REMIGIO					RASHEE RICE					BRASHARD SMITH				
DATE	OPP.	NO.	YDS	AVG	LG	TD	NO.	YDS	AVG	LG	TD	NO.	YDS	AVG	LG	TD
09/05	at L.A. Chargers	0	0	0.0	--	0	*RESERVE/LEAGUE SUSP.*					0	0	0.0	--	0
09/14	Philadelphia	1	21	21.0	21	0	*RESERVE/LEAGUE SUSP.*					0	0	0.0	--	0
09/21	at N.Y. Giants	0	0	0.0	--	0	*RESERVE/LEAGUE SUSP.*					0	0	0.0	--	0
09/28	Baltimore	0	0	0.0	--	0	*RESERVE/LEAGUE SUSP.*					3	27	9.0	17	0
10/06	at Jacksonville	0	0	0.0	--	0	*RESERVE/LEAGUE SUSP.*					3	32	10.7	15	0
10/12	Detroit	0	0	0.0	--	0	*RESERVE/LEAGUE SUSP.*					3	21	7.0	9	0
10/19	Las Vegas	0	0	0.0	--	0	7	42	6.0	12	2	5	42	8.4	17	0
10/27	Washington	0	0	0.0	--	0	9	93	10.3	25	1	0	0	0.0	--	0
11/02	at Buffalo	0	0	0.0	--	0	4	80	20.0	29	0	0	0	0.0	--	0
11/16	at Denver	0	0	0.0	--	0	6	38	6.3	11	0	2	8	4.0	6	0
11/23	Indianapolis	0	0	0.0	--	0	8	141	17.6	47	0	3	31	10.3	15	0
11/27	at Dallas	0	0	0.0	--	0	8	92	11.5	28	2	0	0	0.0	--	0
12/07	Houston	*INACTIVE*					4	34	8.5	15	0	0	0	0.0	--	0
12/14	L.A. Chargers															
12/21	at Tennessee															
12/25	Denver															
01/04	at Las Vegas															
TOTALS		**1**	**21**	**21.0**	**21**	**0**	**46**	**520**	**11.3**	**47**	**5**	**19**	**161**	**8.5**	**17**	**0**

INDIVIDUAL GXG STATS: RECEIVING

RECEIVING:		JUJU SMITH-SCHUSTER					TYQUAN THORNTON					ROBERT TONYAN				
DATE	OPP.	NO.	YDS	AVG	LG	TD	NO.	YDS	AVG	LG	TD	NO.	YDS	AVG	LG	TD
09/05	at L.A. Chargers	5	55	11.0	16	0	2	41	20.5	38	0	0	0	0.0	--	0
09/14	Philadelphia	1	5	5.0	5	0	2	59	29.5	49t	1	0	0	0.0	--	0
09/21	at N.Y. Giants	4	55	13.8	27	0	5	71	14.2	33	1	0	0	0.0	--	0
09/28	Baltimore	4	36	9.0	12	1	1	11	11.0	11t	1	0	0	0.0	--	0
10/06	at Jacksonville	2	17	8.5	9	0	3	90	30.0	34	0	0	0	0.0	--	0
10/12	Detroit	3	57	19.0	30	0	0	0	0.0	--	0	0	0	0.0	--	0
10/19	Las Vegas	3	35	11.7	19	0	1	39	39.0	39	0	0	0	0.0	--	0
10/27	Washington	2	29	14.5	24	0	0	0	0.0	--	0	0	0	0.0	--	0
11/02	at Buffalo	1	2	2.0	2	0	0	0	0.0	--	0	0	0	0.0	--	0
11/16	at Denver	0	0	0.0	--	0	1	61	61.0	61	0	1	1	1.0	1	0
11/23	Indianapolis	1	8	8.0	8	0	0	0	0.0	--	0	0	0	0.0	--	0
11/27	at Dallas	0	0	0.0	--	0	0	0	0.0	--	0	0	0	0.0	--	0
12/07	Houston	1	5	5.0	5	0	2	19	9.5	12	0	0	0	0.0	--	0
12/14	L.A. Chargers															
12/21	at Tennessee															
12/25	Denver															
01/04	at Las Vegas															
TOTALS		27	304	11.3	30	1	17	391	23.0	61	3	1	1	1.0	1	0

RECEIVING:		JARED WILEY					XAVIER WORTHY				
DATE	OPP.	NO.	YDS	AVG	LG	TD	NO.	YDS	AVG	LG	TD
09/05	at L.A. Chargers	*INACTIVE*					0	0	0.0	--	0
09/14	Philadelphia	*INACTIVE*					*INACTIVE*				
09/21	at N.Y. Giants	*INACTIVE*					*INACTIVE*				
09/28	Baltimore	*INACTIVE*					5	83	16.6	37	0
10/06	at Jacksonville	*INACTIVE*					6	42	7.0	19	0
10/12	Detroit	*INACTIVE*					2	20	10.0	14	1
10/19	Las Vegas	*INACTIVE*					3	35	11.7	15	0
10/27	Washington	*INACTIVE*					5	53	10.6	27	0
11/02	at Buffalo	*INACTIVE*					3	23	7.7	18	0
11/16	at Denver	*INACTIVE*					3	25	8.3	11	0
11/23	Indianapolis	*INACTIVE*					4	59	14.8	31	0
11/27	at Dallas	1	4	4.0	4	0	4	61	15.3	42	0
12/07	Houston	0	0	0.0	--	0	3	55	18.3	23	0
12/14	L.A. Chargers										
12/21	at Tennessee										
12/25	Denver										
01/04	at Las Vegas										
TOTALS		1	4	4.0	4	0	38	456	12.0	42	1

INDIVIDUAL GXG STATS: PUNTING

2025 REGULAR SEASON INDIVIDUAL GAME-BY-GAME STATS

PUNTING:		MATT ARAIZA							
DATE	OPP.	NO.	YDS	AVG	TB	IN 20	LG	NET	BLK
09/05	at L.A. Chargers	3	116	38.7	0	1	40	38.7	0
09/14	Philadelphia	3	178	59.3	0	2	69	54.7	0
09/21	at N.Y. Giants	3	139	46.3	0	0	53	40.7	0
09/28	Baltimore	1	37	37.0	0	1	37	37.0	0
10/06	at Jacksonville	4	164	41.0	0	4	55	41.3	0
10/12	Detroit	1	46	46.0	0	1	46	46.0	0
10/19	Las Vegas	3	106	35.3	0	2	40	33.3	0
10/27	Washington	1	56	56.0	0	0	56	42.0	0
11/02	at Buffalo	3	146	48.7	0	1	60	44.0	0
11/16	at Denver	4	238	59.5	0	0	66	34.3	0
11/23	Indianapolis	3	147	49.0	0	0	50	32.7	0
11/27	at Dallas	5	215	43.0	1	4	59	39.0	0
12/07	Houston	4	188	47.0	0	3	57	41.8	0
12/14	L.A. Chargers								
12/21	at Tennessee								
12/25	Denver								
01/04	at Las Vegas								
TOTALS		**38**	**1,776**	**46.7**	**1**	**19**	**69**	**40.0**	**0**

INDIVIDUAL GXG STATS: FIELD GOALS

2025 REGULAR SEASON INDIVIDUAL GAME-BY-GAME STATS

FIELD GOALS:		HARRISON BUTKER									
DATE	OPP.	0-19	20-29	30-39	40-49	50+	TOTAL	FGM	FGA	PCT	LG
09/05	at L.A. Chargers	0/0	1/1	1/1	0/0	1/1	3/3	3	3	100.0%	59
09/14	Philadelphia	0/0	0/0	0/0	0/0	1/2	1/2	1	2	50.0%	56
09/21	at N.Y. Giants	0/0	1/1	0/0	1/2	1/1	3/4	3	4	75.0%	54
09/28	Baltimore	0/0	1/1	2/2	0/0	0/1	3/4	3	4	75.0%	38
10/06	at Jacksonville	0/0	0/0	0/0	0/0	0/0	0/0	0	0	0.0%	0
10/12	Detroit	0/0	0/0	1/1	0/0	0/0	1/1	1	1	100.0%	33
10/19	Las Vegas	0/0	0/0	1/1	0/0	0/0	1/1	1	1	100.0%	38
10/27	Washington	0/0	0/0	0/0	0/0	0/0	0/0	0	0	0.0%	0
11/02	at Buffalo	1/1	0/0	0/0	1/1	0/0	2/2	2	2	100.0%	46
11/16	at Denver	0/0	0/0	2/2	0/0	0/0	2/2	2	2	100.0%	31
11/23	Indianapolis	0/0	4/4	0/0	1/1	0/0	5/5	5	5	100.0%	48
11/27	at Dallas	0/0	0/0	0/0	0/0	0/0	0/0	0	0	0.0%	0
12/07	Houston	0/0	0/0	1/1	0/1	0/0	1/2	1	2	50.0%	36
12/14	L.A. Chargers										
12/21	at Tennessee										
12/25	Denver										
01/04	at Las Vegas										
TOTALS		**1/1**	**7/7**	**8/8**	**3/5**	**3/5**	**22/26**	**22**	**26**	**84.6%**	**59**

INDIVIDUAL GXG STATS: DEFENSIVE

2025 REGULAR SEASON INDIVIDUAL DEFENSIVE GAME-BY-GAME STATS

		JEFFREY BASSA												NICK BOLTON												LEO CHENAL											
DATE	OPP.	S	A	TK	TFL	TFLY	SK	SKY	INT	FR	FF	PR	PD	S	A	TK	TFL	TFLY	SK	SKY	INT	FR	FF	PR	PD	S	A	TK	TFL	TFLY	SK	SKY	INT	FR	FF	PR	PD
09/05	at L.A. Chargers	0	0	0	0	0	0.0	0.0	0	0	0	0	0	6	2	8	0	0	0.0	0.0	0	0	0	0	0	1	1	2	0	0	0.0	0.0	0	0	0	0	0
09/14	Philadelphia	0	0	0	0	0	0.0	0.0	0	0	0	0	0	3	3	6	0	0	0.0	0.0	0	0	0	0	0	2	2	4	1	3	0.0	0.0	0	0	0	0	0
09/21	at N.Y. Giants	0	0	0	0	0	0.0	0.0	0	0	0	0	0	6	8	14	2	3	0.0	0.0	0	0	0	0	1	1	3	4	0	0	0.0	0.0	0	0	0	0	0
09/28	Baltimore	0	0	0	0	0	0.0	0.0	0	0	0	0	0	3	3	6	0	0	0.0	0.0	0	0	0	1	0	4	0	4	0	0	0.0	0.0	1	0	0	0	1
10/06	at Jacksonville	0	0	0	0	0	0.0	0.0	0	0	0	0	0	7	5	12	1	1	0.0	0.0	0	0	1	0	1	2	2	4	0	0	0.5	1.5	0	0	0	2	0
10/12	Detroit	0	0	0	0	0	0.0	0.0	0	0	0	0	0	3	4	7	1	3	0.0	0.0	0	0	0	1	0	4	3	7	0	0	0.0	0.0	0	0	0	0	0
10/19	Las Vegas	0	0	0	0	0	0.0	0.0	0	0	0	0	0	1	1	2	0	0	0.0	0.0	0	0	0	0	0	0	2	2	0	0	0.0	0.0	0	0	0	0	0
10/27	Washington	1	2	3	0	0	0.0	0.0	0	0	1	0	0	1	5	6	0	0	0.0	0.0	0	0	0	1	0	0	4	4	0	0	0.0	0.0	0	0	0	0	0
11/02	at Buffalo	0	0	0	0	0	0.0	0.0	0	0	0	0	0	5	9	14	1	4	0.0	0.0	0	0	0	0	0	3	3	6	1	5	1.0	5.0	0	0	0	1	0
11/16	at Denver	0	0	0	0	0	0.0	0.0	0	0	0	0	0	5	1	6	0	0	0.0	0.0	0	0	0	0	1	1	3	4	0	0	0.0	0.0	0	0	0	0	1
11/23	Indianapolis	0	0	0	0	0	0.0	0.0	0	0	0	0	0	2	6	8	0	0	0.0	0.0	0	0	0	1	0	2	2	4	0	0	0.0	0.0	0	0	0	1	0
11/27	at Dallas	0	0	0	0	0	0.0	0.0	0	0	0	0	0	6	5	11	0	0	0.0	0.0	0	0	0	0	2	1	2	3	0	0	0.0	0.0	0	0	0	0	0
12/07	Houston	0	0	0	0	0	0.0	0.0	0	0	0	0	0	6	6	12	2	6	0.0	0.0	0	0	0	1	0	2	1	3	0	0	0.0	0.0	0	0	0	0	0
12/14	L.A. Chargers																																				
12/21	at Tennessee																																				
12/25	Denver																																				
01/04	at Las Vegas																																				
TOTALS		**1**	**2**	**3**	**0**	**0**	**0.0**	**0.0**	**0**	**0**	**1**	**0**	**0**	**54**	**58**	**112**	**7**	**17**	**0.0**	**0.0**	**0**	**0**	**1**	**5**	**5**	**23**	**28**	**51**	**2**	**8**	**1.5**	**6.5**	**1**	**0**	**0**	**4**	**2**

		JACK COCHRANE												CHAMARRI CONNER												BRYAN COOK											
DATE	OPP.	S	A	TK	TFL	TF LY	SK	SKY	INT	FR	FF	PR	PD	S	A	TK	TFL	TFL Y	SK	SKY	INT	FR	FF	PR	PD	S	A	TK	TFL	TF LY	SK	SKY	INT	FR	FF	PR	PD
09/05	at L.A. Chargers	0	0	0	0	0	0.0	0.0	0	0	0	0	0	7	2	9	0	0	0.0	0.0	0	0	1	0	0	2	1	3	0	0	0.0	0.0	0	0	0	0	0
09/14	Philadelphia	0	0	0	0	0	0.0	0.0	0	0	0	0	0	3	6	9	0	0	0.0	0.0	0	0	0	1	0	4	0	4	0	0	0.0	0.0	0	0	0	0	1
09/21	at N.Y. Giants	0	0	0	0	0	0.0	0.0	0	0	0	0	0	1	4	5	0	0	0.0	0.0	0	0	0	0	0	0	2	2	0	0	0.0	0.0	0	0	0	0	1
09/28	Baltimore	0	0	0	0	0	0.0	0.0	0	0	0	0	0	2	2	4	0	0	0.0	0.0	0	0	0	0	0	3	0	3	0	0	0.0	0.0	0	0	0	0	0
10/06	at Jacksonville	0	0	0	0	0	0.0	0.0	0	0	0	0	0	4	2	6	0	0	0.0	0.0	0	0	0	0	0	3	3	6	0	0	0.0	0.0	0	0	0	0	0
10/12	Detroit	0	0	0	0	0	0.0	0.0	0	0	0	0	0	9	3	12	0	0	0.0	0.0	0	0	1	0	0	5	2	7	0	0	0.0	0.0	0	0	0	0	0
10/19	Las Vegas	0	0	0	0	0	0.0	0.0	0	0	0	0	0	1	1	2	0	0	0.0	0.0	0	0	0	0	0	0	0	0	0	0	0.0	0.0	0	0	0	0	0
10/27	Washington	0	2	2	0	0	0.0	0.0	1	0	0	0	1	5	5	10	0	0	0.0	0.0	0	0	0	0	0	1	2	3	0	0	0.0	0.0	0	0	0	0	0
11/02	at Buffalo	0	0	0	0	0	0.0	0.0	0	0	0	0	0	3	2	5	0	0	0.0	0.0	0	0	0	0	0	6	2	8	0	0	0.0	0.0	0	0	0	0	1
11/16	at Denver	0	0	0	0	0	0.0	0.0	0	0	0	0	0	5	3	8	1	6	1.0	6.0	0	0	0	1	0	4	1	5	0	0	0.0	0.0	0	0	0	0	0
11/23	Indianapolis	0	0	0	0	0	0.0	0.0	0	0	0	0	0	2	0	2	1	3	0.0	0.0	0	0	0	0	1	4	2	6	1	1	0.0	0.0	0	0	0	0	1
11/27	at Dallas	0	0	0	0	0	0.0	0.0	0	0	0	0	0	6	2	8	0	0	0.0	0.0	0	0	0	1	0	0	1	1	0	0	0.0	0.0	0	0	0	0	0
12/07	Houston	0	0	0	0	0	0.0	0.0	0	0	0	0	0	3	1	4	0	0	0.0	0.0	0	0	0	0	0	1	4	5	0	0	0.0	0.0	0	0	0	0	0
12/14	L.A. Chargers																																				
12/21	at Tennessee																																				
12/25	Denver																																				
01/04	at Las Vegas																																				
TOTALS		**0**	**2**	**2**	**0**	**0**	**0.0**	**0.0**	**1**	**0**	**0**	**0**	**1**	**51**	**33**	**84**	**2**	**9**	**1.0**	**6.0**	**0**	**0**	**2**	**3**	**1**	**33**	**20**	**53**	**1**	**1**	**0.0**	**0.0**	**0**	**0**	**0**	**0**	**4**

		MIKE DANNA												MIKE EDWARDS												KRISTIAN FULTON											
DATE	OPP.	S	A	TK	TFL	TFLY	SK	SKY	INT	FR	FF	PR	PD	S	A	TK	TFL	TFLY	SK	SKY	INT	FR	FF	PR	PD	S	A	TK	TFL	TFLY	SK	SKY	INT	FR	FF	PR	PD
09/05	at L.A. Chargers	1	1	2	1	1	0.0	0.0	0	0	0	0	0	*PRACTICE SQUAD*												1	0	1	0	0	0.0	0.0	0	0	0	0	0
09/14	Philadelphia	0	0	0	0	0	0.0	0.0	0	0	0	0	0	*PRACTICE SQUAD*												0	0	0	0	0	0.0	0.0	0	0	0	0	0
09/21	at N.Y. Giants	*INACTIVE*												*PRACTICE SQUAD*												*INACTIVE*											
09/28	Baltimore	*INACTIVE*												*PRACTICE SQUAD*												*INACTIVE*											
10/06	at Jacksonville	0	2	2	0	0	0.0	0.0	0	0	0	0	0	*PRACTICE SQUAD*												*INACTIVE*											
10/12	Detroit	1	1	2	0	0	0.0	0.0	0	0	0	1	0	*PRACTICE SQUAD*												*INACTIVE*											
10/19	Las Vegas	0	1	1	0	0	0.0	0.0	0	0	0	1	0	*PRACTICE SQUAD*												*INACTIVE*											
10/27	Washington	1	2	3	1	10	1.0	10.0	1	0	0	1	1	*PRACTICE SQUAD*												*INACTIVE*											
11/02	at Buffalo	1	0	1	0	0	0.0	0.0	0	0	0	0	0	*PRACTICE SQUAD*												*INACTIVE*											
11/16	at Denver	0	2	2	0	0	0.0	0.0	0	0	0	0	0	*PRACTICE SQUAD*												2	0	2	0	0	0.0	0.0	0	0	0	0	0
11/23	Indianapolis	0	0	0	0	0	0.0	0.0	0	0	0	0	0	*PRACTICE SQUAD*												0	0	0	0	0	0.0	0.0	0	0	0	0	0
11/27	at Dallas	0	1	1	0	0	0.0	0.0	0	0	0	0	0	2	2	4	0	0	0.0	0.0	0	0	0	0	1	*INACTIVE*											
12/07	Houston	2	0	2	0	0	0.0	0.0	0	0	0	1	0	6	1	7	1	1	0.0	0.0	0	0	0	0	0	*INACTIVE*											
12/14	L.A. Chargers																																				
12/21	at Tennessee																																				
12/25	Denver																																				
01/04	at Las Vegas																																				
TOTALS		**6**	**10**	**16**	**2**	**11**	**1.0**	**10.0**	**1**	**0**	**0**	**4**	**1**	**8**	**3**	**11**	**1**	**1**	**0.0**	**0.0**	**0**	**0**	**0**	**0**	**1**	**3**	**0**	**3**	**0**	**0**	**0.0**	**0.0**	**0**	**0**	**0**	**0**	**0**

INDIVIDUAL GXG STATS: DEFENSIVE

		ASHTON GILLOTTE											JADEN HICKS												CHRIS JONES										
DATE	OPP.	S	A	TK	TFL	TFLY	SK	SKY	INT	FR	FF	PR	PD	S	A	TK	TFL	TFLY	SK	SKY	INT	FR	FF	PR	PD	S	A	TK	TFL	TFLY	SK	SKY	INT	FR	FF	PR	PD
09/05	at L.A. Chargers	1	0	1	0	0	0.0	0.0	0	0	0	0	0	3	1	4	0	0	0.0	0.0	0	0	0	0	0	0	2	2	0	0	0.0	0.0	0	0	0	0	0
09/14	Philadelphia	1	2	3	1	1	0.0	0.0	0	0	0	0	0	1	1	2	0	0	0.0	0.0	0	0	0	0	0	2	0	2	2	3	0.0	0.0	0	0	0	1	0
09/21	at N.Y. Giants	0	0	0	0	0	0.0	0.0	0	0	0	1	0	1	0	1	0	0	0.0	0.0	0	0	0	0	0	1	0	1	1	5	1.0	5.0	0	0	0	2	0
09/28	Baltimore	1	0	1	0	0	0.0	0.0	0	0	0	0	0	4	1	5	0	0	0.0	0.0	0	0	0	0	0	1	0	1	1	1	0.0	0.0	0	0	0	2	1
10/06	at Jacksonville	1	1	2	0	0	0.0	0.0	0	0	0	0	0	1	2	3	0	0	0.0	0.0	0	0	0	0	0	0	1	1	0	0	0.0	0.0	0	0	0	1	0
10/12	Detroit	0	0	0	0	0	0.0	0.0	0	0	0	0	0	0	0	0	0	0	0.0	0.0	0	0	0	0	0	0	1	1	0	0	0.0	0.0	0	0	0	1	0
10/19	Las Vegas	0	2	2	0	0	0.0	0.0	0	0	0	0	0	1	1	2	0	0	0.0	0.0	0	0	0	0	0	1	1	2	1	5	1.0	5.0	0	0	0	1	0
10/27	Washington	0	1	1	0	0	0.0	0.0	0	0	0	0	0	2	0	2	0	0	0.0	0.0	0	0	0	0	0	1	0	1	0	0	0.0	0.0	0	0	0	0	0
11/02	at Buffalo	1	2	3	0	0	0.5	1.0	0	0	0	2	0	1	0	1	0	0	0.0	0.0	0	0	0	0	0	0	2	2	0	0	0.0	0.0	0	0	0	0	0
11/16	at Denver	2	0	2	0	0	0.0	0.0	0	0	0	0	0	0	0	0	0	0	0.0	0.0	0	0	0	0	0	1	1	2	1	6	1.0	6.0	0	0	0	2	0
11/23	Indianapolis	2	1	3	0	0	0.0	0.0	0	0	0	0	0	2	0	2	0	0	0.0	0.0	0	0	0	0	1	1	0	1	0	0	0.0	0.0	0	0	0	2	0
11/27	at Dallas	1	2	3	1	3	0.0	0.0	0	0	0	1	0	3	1	4	0	0	0.0	0.0	0	0	0	1	2	2	2	4	1	2	0.0	0.0	0	0	0	0	0
12/07	Houston	1	1	2	0	0	0.5	0.5	0	0	0	1	0	0	0	0	0	0	0.0	0.0	0	0	0	0	0	1	1	2	1	5	1.0	5.0	0	0	0	4	1
12/14	L.A. Chargers																																				
12/21	at Tennessee																																				
12/25	Denver																																				
01/04	at Las Vegas																																				
TOTALS		**11**	**12**	**23**	**2**	**4**	**1.0**	**1.5**	**0**	**0**	**0**	**5**	**0**	**19**	**7**	**26**	**0**	**0**	**0.0**	**0.0**	**0**	**0**	**0**	**1**	**3**	**11**	**11**	**22**	**8**	**27**	**4.0**	**21.0**	**0**	**0**	**0**	**16**	**2**

INDIVIDUAL GXG STATS: DEFENSIVE

		GEORGE KARLAFTIS												KEVIN KNOWLES												COOPER MCDONALD											
DATE	OPP.	S	A	TK	TFL	TFL Y	SK	SKY	INT	FR	FF	PR	PD	S	A	TK	TFL	TF LY	SK	SK Y	INT	FR	FF	PR	PD	S	A	TK	TFL	TFL Y	SK	SKY	INT	FR	FF	PR	PD
09/05	at L.A. Chargers	2	1	3	2	2	1.0	1.0	0	0	0	1	0	PRACTICE SQUAD												0	0	0	0	0	0.0	0.0	0	0	0	0	0
09/14	Philadelphia	1	2	3	0	0	0.0	0.0	0	0	0	0	0	PRACTICE SQUAD												0	0	0	0	0	0.0	0.0	0	0	0	0	0
09/21	at N.Y. Giants	8	2	10	3	6	1.0	4.0	0	0	0	5	1	PRACTICE SQUAD												0	0	0	0	0	0.0	0.0	0	0	0	0	0
09/28	Baltimore	2	0	2	1	2	1.0	2.0	0	0	0	4	0	PRACTICE SQUAD												0	0	0	0	0	0.0	0.0	0	0	0	0	0
10/06	at Jacksonville	1	1	2	0	0	0.5	1.5	0	1	0	2	0	PRACTICE SQUAD												0	0	0	0	0	0.0	0.0	0	0	0	0	0
10/12	Detroit	0	2	2	0	0	0.0	0.0	0	0	0	0	0	PRACTICE SQUAD												0	0	0	0	0	0.0	0.0	0	0	0	0	0
10/19	Las Vegas	1	0	1	0	0	0.0	0.0	0	0	0	0	0	PRACTICE SQUAD												1	0	1	0	0	0.0	0.0	0	0	0	0	0
10/27	Washington	1	2	3	1	3	1.0	3.0	0	0	0	1	1	0	0	0	0	0	0.0	0.0	0	0	0	0	0	0	0	0	0	0	0.0	0.0	0	0	0	0	0
11/02	at Buffalo	1	5	6	0	0	0.5	1.0	0	0	0	2	0	0	0	0	0	0	0.0	0.0	0	0	0	0	0	0	0	0	0	0	0.0	0.0	0	0	0	0	0
11/16	at Denver	2	1	3	1	1	0.0	0.0	0	0	0	2	0	0	0	0	0	0	0.0	0.0	0	0	0	0	0	0	0	0	0	0	0.0	0.0	0	0	0	0	0
11/23	Indianapolis	0	0	0	0	0	0.0	0.0	0	0	0	2	0	0	0	0	0	0	0.0	0.0	0	0	0	0	0	0	0	0	0	0	0.0	0.0	0	0	0	0	0
11/27	at Dallas	0	2	2	0	0	0.0	0.0	0	0	0	1	0	0	0	0	0	0	0.0	0.0	0	0	0	0	0	0	0	0	0	0	0.0	0.0	0	0	0	0	0
12/07	Houston	3	2	5	1	11	1.0	11.0	0	0	0	2	0	0	0	0	0	0	0.0	0.0	0	0	0	0	1	0	0	0	0	0	0.0	0.0	0	0	0	0	0
12/14	L.A. Chargers																																				
12/21	at Tennessee																																				
12/25	Denver																																				
01/04	at Las Vegas																																				
TOTALS		**22**	**20**	**42**	**9**	**25**	**6.0**	**23.5**	**0**	**1**	**0**	**22**	**2**	**0**	**0**	**0**	**0**	**0**	**0.0**	**0.0**	**0**	**0**	**0**	**0**	**1**	**1**	**0**	**1**	**0**	**0**	**0.0**	**0.0**	**0**	**0**	**0**	**0**	**0**

		TRENT MCDUFFIE												DERRICK NNADI												OMARR NORMAN-LOTT											
DATE	OPP.	S	A	TK	TFL	TFL Y	SK	SKY	INT	FR	FF	PR	PD	S	A	TK	TFL	TFL Y	SK	SKY	INT	FR	FF	PR	PD	S	A	TK	TFL	TF LY	SK	SK Y	INT	FR	FF	PR	PD
09/05	at L.A. Chargers	4	1	5	0	0	0.0	0.0	0	0	0	0	1	1	0	1	0	0	0.0	0.0	0	0	0	0	0	INACTIVE											
09/14	Philadelphia	3	0	3	0	0	0.0	0.0	0	0	0	0	1	1	3	4	0	0	0.0	0.0	0	0	0	0	0	2	0	2	1	4	1.0	4.0	0	0	0	1	0
09/21	at N.Y. Giants	3	1	4	0	0	0.0	0.0	0	0	0	0	0	0	0	0	0	0	0.0	0.0	0	0	0	0	0	2	1	3	0	0	0.0	0.0	0	0	0	0	0
09/28	Baltimore	4	1	5	0	0	0.0	0.0	0	0	0	0	1	0	0	0	0	0	0.0	0.0	0	0	0	0	0	0	0	0	0	0	0.0	0.0	0	0	0	0	0
10/06	at Jacksonville	1	2	3	0	0	0.0	0.0	1	0	0	0	3	0	0	0	0	0	0.0	0.0	0	0	0	0	0	INACTIVE											
10/12	Detroit	5	1	6	0	0	0.0	0.0	0	0	0	0	0	0	0	0	0	0	0.0	0.0	0	0	0	0	0	0	0	0	0	0	0.0	0.0	0	0	0	0	0
10/19	Las Vegas	4	2	6	0	0	0.0	0.0	0	0	0	0	0	0	1	1	0	0	0.0	0.0	0	0	0	0	0	0	0	0	0	0	0.0	0.0	0	0	0	0	0
10/27	Washington	3	0	3	0	0	0.0	0.0	0	0	0	0	0	0	0	0	0	0	0.0	0.0	0	0	0	0	0	RESERVE/INJURED											
11/02	at Buffalo	5	7	12	1	3	1.0	3.0	0	0	0	1	0	1	0	1	0	0	0.0	0.0	0	0	0	0	0	RESERVE/INJURED											
11/16	at Denver	3	0	3	1	5	0.0	0.0	0	0	0	0	0	1	0	1	0	0	0.0	0.0	0	0	0	0	0	RESERVE/INJURED											
11/23	Indianapolis	5	0	5	0	0	0.0	0.0	0	0	0	0	1	1	0	1	0	0	0.0	0.0	0	0	0	0	0	RESERVE/INJURED											
11/27	at Dallas	4	3	7	0	0	0.0	0.0	0	0	1	0	0	1	0	1	0	0	0.0	0.0	0	0	0	1	0	RESERVE/INJURED											
12/07	Houston	1	0	1	0	0	0.0	0.0	0	0	0	0	0	0	0	0	0	0	0.0	0.0	0	0	0	0	0	RESERVE/INJURED											
12/14	L.A. Chargers																																				
12/21	at Tennessee																																				
12/25	Denver																																				
01/04	at Las Vegas																																				
TOTALS		**45**	**18**	**63**	**2**	**8**	**1.0**	**3.0**	**1**	**0**	**1**	**1**	**7**	**6**	**4**	**10**	**0**	**0**	**0.0**	**0.0**	**0**	**0**	**0**	**1**	**0**	**4**	**1**	**5**	**1**	**4**	**1.0**	**4.0**	**0**	**0**	**0**	**1**	**0**

		CHARLES OMENIHU												MIKE PENNEL												CHRIS ROLAND-WALLACE											
DATE	OPP.	S	A	TK	TFL	TFL Y	SK	SKY	INT	FR	FF	PR	PD	S	A	TK	TFL	TF LY	SK	SK Y	INT	FR	FF	PR	PD	S	A	TK	TFL	TFL Y	SK	SKY	INT	FR	FF	PR	PD
09/05	at L.A. Chargers	2	0	2	0	0	0.0	0.0	0	0	0	1	0	NOT ON ROSTER												0	0	0	0	0	0.0	0.0	0	0	0	0	0
09/14	Philadelphia	1	1	2	0	0	0.0	0.0	0	0	0	0	0	NOT ON ROSTER												0	0	0	0	0	0.0	0.0	0	0	0	0	0
09/21	at N.Y. Giants	1	2	3	0	0	0.0	0.0	0	0	0	1	0	NOT ON ROSTER												2	0	2	0	0	0.0	0.0	1	0	0	0	1
09/28	Baltimore	1	0	1	0	0	0.0	0.0	0	0	0	0	0	NOT ON ROSTER												3	0	3	0	0	0.0	0.0	0	0	0	0	0
10/06	at Jacksonville	3	1	4	2	3	1.0	2.0	0	0	0	2	0	NOT ON ROSTER												1	1	2	0	0	0.0	0.0	0	0	0	0	0
10/12	Detroit	2	0	2	1	4	1.0	4.0	0	0	0	1	0	NOT ON ROSTER												0	1	1	0	0	0.0	0.0	0	0	0	0	0
10/19	Las Vegas	0	1	1	0	0	0.0	0.0	0	0	0	0	0	NOT ON ROSTER												2	1	3	0	0	0.0	0.0	0	0	0	0	0
10/27	Washington	0	0	0	0	0	0.0	0.0	0	0	0	1	0	NOT ON ROSTER												0	1	1	0	0	0.0	0.0	0	0	0	0	0
11/02	at Buffalo	0	0	0	0	0	0.0	0.0	0	0	0	0	0	0	3	3	0	0	0.0	0.0	0	0	0	0	0	1	0	1	0	0	0.0	0.0	0	0	0	0	0
11/16	at Denver	1	1	2	1	1	0.0	0.0	0	0	0	0	0	0	0	0	0	0	0.0	0.0	0	0	0	0	0	3	2	5	0	0	0.0	0.0	0	0	0	0	1
11/23	Indianapolis	0	0	0	0	0	0.0	0.0	0	0	0	0	0	1	0	1	0	0	0.0	0.0	0	0	0	0	0	3	2	5	0	0	0.0	0.0	0	0	0	0	1
11/27	at Dallas	0	0	0	0	0	0.0	0.0	0	0	0	1	0	0	0	0	0	0	0.0	0.0	0	0	0	0	0	INACTIVE											
12/07	Houston	0	0	0	0	0	0.0	0.0	0	0	0	0	0	0	1	1	0	0	0.0	0.0	0	0	0	0	0	RESERVE/INJURED											
12/14	L.A. Chargers																																				
12/21	at Tennessee																																				
12/25	Denver																																				
01/04	at Las Vegas																																				
TOTALS		**11**	**6**	**17**	**4**	**8**	**2.0**	**6.0**	**0**	**0**	**0**	**7**	**0**	**1**	**4**	**5**	**0**	**0**	**0.0**	**0.0**	**0**	**0**	**0**	**0**	**0**	**15**	**8**	**23**	**0**	**0**	**0.0**	**0.0**	**1**	**0**	**0**	**0**	**3**

INDIVIDUAL GXG STATS: DEFENSIVE

		JERRY TILLERY											DRUE TRANQUILL											JAYLEN WATSON										
DATE	OPP.	S	A	TK	TFL	TFLY	SK	SKY	INT	FR	FF	PR	PD	S	A	TK	TFL	TFLY	SK	SKY	INT	FR	FF	PR	PD	S	A	TK	TFL	TFLY	SK	SKY	INT	FR	FF	PR	PD
09/05	at L.A. Chargers	1	0	1	1	1	0.0	0.0	0	0	0	0	0	4	1	5	2	13	2.0	13.0	0	0	0	2	0	5	1	6	0	0	0.0	0.0	0	0	0	0	1
09/14	Philadelphia	1	0	1	0	0	0.0	0.0	0	0	0	0	0	4	2	6	0	0	0.0	0.0	0	0	0	0	0	2	7	9	0	0	0.0	0.0	0	0	0	0	0
09/21	at N.Y. Giants	0	0	0	0	0	0.0	0.0	0	0	0	0	0	1	5	6	0	0	0.0	0.0	0	0	0	0	0	5	2	7	0	0	0.0	0.0	1	0	0	0	2
09/28	Baltimore	1	0	1	1	3	1.0	3.0	0	0	0	1	0	4	3	7	0	0	0.0	0.0	0	1	0	0	0	1	0	1	0	0	0.0	0.0	0	0	0	0	0
10/06	at Jacksonville	1	2	3	0	0	0.0	0.0	0	0	0	0	0	1	2	3	1	3	0.0	0.0	0	0	0	0	1	4	0	4	1	6	1.0	6.0	0	0	0	1	0
10/12	Detroit	0	0	0	0	0	0.0	0.0	0	0	0	0	0	2	1	3	1	3	0.0	0.0	0	0	0	0	0	1	2	3	0	0	0.0	0.0	0	0	0	0	0
10/19	Las Vegas	1	0	1	0	0	0.0	0.0	0	1	0	0	0	1	0	1	0	0	0.0	0.0	0	0	0	0	0	0	0	0	0	0	0.0	0.0	0	0	0	0	1
10/27	Washington	2	2	4	0	0	0.0	0.0	0	0	0	0	0	4	2	6	0	0	0.0	0.0	0	0	0	0	0	3	1	4	1	2	0.0	0.0	0	0	0	0	0
11/02	at Buffalo	0	0	0	0	0	0.0	0.0	0	0	0	0	0	1	2	3	0	0	0.0	0.0	0	0	0	0	0	4	1	5	0	0	0.0	0.0	0	0	0	0	0
11/16	at Denver	0	0	0	0	0	0.0	0.0	0	0	0	0	0	4	3	7	1	1	0.0	0.0	0	0	0	0	0	2	1	3	0	0	0.0	0.0	0	0	0	0	0
11/23	Indianapolis	0	0	0	0	0	0.0	0.0	0	0	0	0	0	3	0	3	2	4	0.0	0.0	0	0	0	0	0	1	2	3	0	0	0.0	0.0	0	0	0	0	1
11/27	at Dallas	0	1	1	0	0	0.0	0.0	0	0	0	0	0	2	3	5	0	0	0.0	0.0	0	0	0	0	0	6	0	6	0	0	0.0	0.0	1	0	0	0	1
12/07	Houston	0	1	1	0	0	0.5	0.5	0	0	0	1	0	4	6	10	1	1	0.0	0.0	0	0	0	0	0	2	0	2	0	0	0.0	0.0	0	0	0	0	0
12/14	L.A. Chargers																																				
12/21	at Tennessee																																				
12/25	Denver																																				
01/04	at Las Vegas																																				
TOTALS		**7**	**6**	**13**	**2**	**4**	**1.5**	**3.5**	**0**	**1**	**0**	**2**	**0**	**35**	**30**	**65**	**8**	**25**	**2.0**	**13.0**	**0**	**1**	**0**	**2**	**1**	**36**	**17**	**53**	**2**	**8**	**1.0**	**6.0**	**2**	**0**	**0**	**1**	**6**

INDIVIDUAL GXG STATS: DEFENSIVE

		NOHL WILLIAMS											
DATE	OPP.	S	A	TK	TFL	TFLY	SK	SKY	INT	FR	FF	PR	PD
09/05	at L.A. Chargers	0	0	0	0	0	0.0	0.0	0	0	0	0	0
09/14	Philadelphia	1	1	2	0	0	0.0	0.0	0	0	0	0	2
09/21	at N.Y. Giants	0	1	1	0	0	0.0	0.0	0	0	0	0	0
09/28	Baltimore	1	1	2	0	0	0.0	0.0	0	0	0	0	1
10/06	at Jacksonville	0	0	0	0	0	0.0	0.0	0	0	0	0	0
10/12	Detroit	1	1	2	0	0	0.0	0.0	0	0	0	0	0
10/19	Las Vegas	0	2	2	0	0	0.0	0.0	0	0	0	0	0
10/27	Washington	0	0	0	0	0	0.0	0.0	0	0	0	0	0
11/02	at Buffalo	2	4	6	0	0	0.0	0.0	0	0	0	0	0
11/16	at Denver	0	0	0	0	0	0.0	0.0	0	0	0	0	0
11/23	Indianapolis	0	0	0	0	0	0.0	0.0	0	0	0	0	0
11/27	at Dallas	0	0	0	0	0	0.0	0.0	0	0	0	0	0
12/07	Houston	2	1	3	0	0	0.0	0.0	0	0	0	0	2
12/14	L.A. Chargers												
12/21	at Tennessee												
12/25	Denver												
01/04	at Las Vegas												
TOTALS		**7**	**11**	**18**	**0**	**0**	**0.0**	**0.0**	**0**	**0**	**0**	**0**	**5**

INDIVIDUAL GXG STATS: SPECIAL TEAMS

2025 REGULAR SEASON INDIVIDUAL SPECIAL TEAMS GAME-BY-GAME STATS

		JEFFREY BASSA			JASON BROWNLEE			HARRISON BUTKER			LEO CHENAL		
DATE	OPP.	TKL	AST	TOT	TKL	AST	TOT	TKL	AST	TOT	TKL	AST	TOT
09/05	at L.A. Chargers	0	0	0	0	0	0	0	0	0	0	0	0
09/14	Philadelphia	2	0	2	0	0	0	0	0	0	0	0	0
09/21	at N.Y. Giants	1	0	1	0	0	0	0	0	0	0	0	0
09/28	Baltimore	0	0	0	*INACTIVE*			0	0	0	0	0	0
10/06	at Jacksonville	0	0	0	0	1	1	0	1	1	0	0	0
10/12	Detroit	0	1	1	1	0	1	0	0	0	0	0	0
10/19	Las Vegas	0	0	0	*PRACTICE SQUAD*			0	0	0	0	1	1
10/27	Washington	1	0	1	*PRACTICE SQUAD*			0	0	0	0	0	0
11/02	at Buffalo	0	2	2	*PRACTICE SQUAD*			0	0	0	0	0	0
11/16	at Denver	0	0	0	*PRACTICE SQUAD*			0	0	0	1	0	1
11/23	Indianapolis	0	0	0	*PRACTICE SQUAD*			0	0	0	1	1	2
11/27	at Dallas	0	0	0	*PRACTICE SQUAD*			0	0	0	0	0	0
12/07	Houston	0	0	0	*PRACTICE SQUAD*			0	0	0	0	0	0
12/14	L.A. Chargers												
12/21	at Tennessee												
12/25	Denver												
01/04	at Las Vegas												
TOTALS		**4**	**3**	**7**	**1**	**1**	**2**	**0**	**1**	**1**	**2**	**2**	**4**

		JACK COCHRANE			CHAMARRI CONNER			BRYAN COOK			ASHTON GILLOTTE		
DATE	OPP.	TKL	AST	TOT	TKL	AST	TOT	TKL	AST	TOT	TKL	AST	TOT
09/05	at L.A. Chargers	0	1	1	0	1	1	0	0	0	0	0	0
09/14	Philadelphia	0	0	0	0	0	0	0	0	0	0	0	0
09/21	at N.Y. Giants	0	0	0	0	0	0	0	0	0	0	0	0
09/28	Baltimore	1	0	1	2	0	2	0	0	0	0	0	0
10/06	at Jacksonville	0	1	1	0	1	1	0	0	0	0	0	0
10/12	Detroit	0	0	0	1	1	2	0	0	0	0	0	0
10/19	Las Vegas	0	0	0	0	0	0	0	0	0	0	0	0
10/27	Washington	0	1	1	0	0	0	0	0	0	0	0	0
11/02	at Buffalo	0	1	1	0	0	0	0	0	0	0	0	0
11/16	at Denver	0	2	2	0	0	0	0	0	0	0	0	0
11/23	Indianapolis	0	1	1	0	0	0	1	1	2	0	0	0
11/27	at Dallas	0	0	0	1	0	1	0	0	0	0	1	1
12/07	Houston	1	0	1	0	0	0	0	0	0	0	0	0
12/14	L.A. Chargers												
12/21	at Tennessee												
12/25	Denver												
01/04	at Las Vegas												
TOTALS		**2**	**7**	**9**	**4**	**3**	**7**	**1**	**1**	**2**	**0**	**1**	**1**

		JADEN HICKS			KEVIN KNOWLES			COOPER MCDONALD			NIKKO REMIGIO		
DATE	OPP.	TKL	AST	TOT	TKL	AST	TOT	TKL	AST	TOT	TKL	AST	TOT
09/05	at L.A. Chargers	0	0	0	*PRACTICE SQUAD*			0	1	1	0	0	0
09/14	Philadelphia	0	0	0	*PRACTICE SQUAD*			0	0	0	0	0	0
09/21	at N.Y. Giants	0	0	0	*PRACTICE SQUAD*			0	1	1	0	0	0
09/28	Baltimore	0	0	0	*PRACTICE SQUAD*			1	0	1	0	0	0
10/06	at Jacksonville	0	0	0	*PRACTICE SQUAD*			0	0	0	0	0	0
10/12	Detroit	0	0	0	*PRACTICE SQUAD*			1	2	3	0	0	0
10/19	Las Vegas	0	1	1	*PRACTICE SQUAD*			1	0	1	0	0	0
10/27	Washington	0	0	0	0	0	0	0	1	1	0	0	0
11/02	at Buffalo	1	0	1	2	0	2	0	0	0	0	0	0
11/16	at Denver	0	1	1	1	0	1	0	0	0	0	0	0
11/23	Indianapolis	1	0	1	0	1	1	1	2	3	0	0	0
11/27	at Dallas	1	0	1	0	0	0	1	1	2	0	0	0
12/07	Houston	0	0	0	1	0	1	1	0	1	*INACTIVE*		
12/14	L.A. Chargers												
12/21	at Tennessee												
12/25	Denver												
01/04	at Las Vegas												
TOTALS		**3**	**2**	**5**	**4**	**1**	**5**	**6**	**8**	**14**	**0**	**0**	**0**

INDIVIDUAL GXG STATS: SPECIAL TEAMS

		CHRIS ROLAND-WALLACE			JALEN ROYALS			ROBERT TONYAN			JOSHUA WILLIAMS		
DATE	OPP.	TKL	AST	TOT	TKL	AST	TOT	TKL	AST	TOT	TKL	AST	TOT
09/05	at L.A. Chargers	0	0	0		*INACTIVE*		0	0	0	0	0	0
09/14	Philadelphia	0	0	0		*INACTIVE*		0	0	0	0	0	0
09/21	at N.Y. Giants	0	2	2		*DID NOT PLAY*		0	0	0	1	0	1
09/28	Baltimore	0	0	0	1	0	1	1	0	1	0	0	0
10/06	at Jacksonville	0	1	1	0	0	0	0	0	0	0	1	1
10/12	Detroit	1	0	1	0	0	0	0	0	0	0	0	0
10/19	Las Vegas	1	0	1	0	0	0	0	0	0	0	0	0
10/27	Washington	0	0	0		*INACTIVE*		0	0	0	1	0	1
11/02	at Buffalo	0	2	2		*INACTIVE*		0	0	0	0	0	0
11/16	at Denver	1	1	2		*INACTIVE*		0	0	0		*INACTIVE*	
11/23	Indianapolis	1	1	2		*INACTIVE*		0	0	0		*INACTIVE*	
11/27	at Dallas		*INACTIVE*			*INACTIVE*		0	0	0	0	0	0
12/07	Houston		*RESERVE/INJURED*			*INACTIVE*		0	0	0	0	0	0
12/14	L.A. Chargers												
12/21	at Tennessee												
12/25	Denver												
01/04	at Las Vegas												
TOTALS		**4**	**7**	**11**	**1**	**0**	**1**	**1**	**0**	**1**	**2**	**1**	**3**

		NOHL WILLIAMS			JAMES WINCHESTER		
DATE	OPP.	TKL	AST	TOT	TKL	AST	TOT
09/05	at L.A. Chargers	1	1	2	0	0	0
09/14	Philadelphia	0	0	0	1	0	1
09/21	at N.Y. Giants	0	0	0	1	0	1
09/28	Baltimore	1	0	1	0	0	0
10/06	at Jacksonville	2	0	2	0	0	0
10/12	Detroit	0	0	0	0	0	0
10/19	Las Vegas	1	0	1	0	0	0
10/27	Washington	0	0	0	0	0	0
11/02	at Buffalo	0	1	1	0	0	0
11/16	at Denver	1	0	1	0	0	0
11/23	Indianapolis	0	1	1	0	0	0
11/27	at Dallas	1	0	1	0	0	0
12/07	Houston	0	0	0	0	0	0
12/14	L.A. Chargers						
12/21	at Tennessee						
12/25	Denver						
01/04	at Las Vegas						
TOTALS		**7**	**3**	**10**	**2**	**0**	**2**

INDIVIDUAL GXG STATS: PUNT RETURNS

2025 REGULAR SEASON INDIVIDUAL GAME-BY-GAME STATS

PUNT RETURNS:		NIKKO REMIGIO						XAVIER WORTHY					
DATE	OPP.	NO.	YDS	AVG	LG	FC	TD	NO.	YDS	AVG	LG	FC	TD
09/05	at L.A. Chargers	2	7	3.5	8	0	0	0	0	0.0	0	0	0
09/14	Philadelphia	2	42	21.0	25	1	0	*INACTIVE*					
09/21	at N.Y. Giants	1	4	4.0	4	0	0	*INACTIVE*					
09/28	Baltimore	1	15	15.0	15	0	0	0	0	0.0	0	0	0
10/06	at Jacksonville	2	2	1.0	2	0	0	0	0	0.0	0	0	0
10/12	Detroit	1	21	21.0	21	2	0	0	0	0.0	0	0	0
10/19	Las Vegas	3	15	5.0	11	0	0	0	0	0.0	0	0	0
10/27	Washington	2	13	6.5	11	1	0	0	0	0.0	0	0	0
11/02	at Buffalo	1	5	5.0	5	1	0	0	0	0.0	0	0	0
11/16	at Denver	2	19	9.5	12	0	0	0	0	0.0	0	0	0
11/23	Indianapolis	4	7	1.8	7	2	0	0	0	0.0	0	0	0
11/27	at Dallas	1	10	10.0	10	0	0	0	0	0.0	0	0	0
12/07	Houston	*INACTIVE*						1	0	0.0	0	4	0
12/14	L.A. Chargers												
12/21	at Tennessee												
12/25	Denver												
01/04	at Las Vegas												
TOTALS		**22**	**160**	**7.3**	**25**	**7**	**0**	**1**	**0**	**0.0**	**0**	**4**	**0**

INDIVIDUAL GXG STATS: KICKOFF RETURNS

2025 REGULAR SEASON INDIVIDUAL GAME-BY-GAME STATS

KICKOFF RETURNS:		NIKKO REMIGIO						JALEN ROYALS						BRASHARD SMITH					
DATE	OPP.	NO.	YDS	AVG	LG	FC	TD	NO.	YDS	AVG	LG	FC	TD	NO.	YDS	AVG	LG	FC	TD
09/05	at L.A. Chargers	2	56	28.0	34	0	0	*INACTIVE*						2	63	31.5	37	0	0
09/14	Philadelphia	2	43	21.5	22	0	0	*INACTIVE*						2	52	26.0	27	0	0
09/21	at N.Y. Giants	2	41	20.5	23	0	0	*DID NOT PLAY*						1	22	22.0	22	0	0
09/28	Baltimore	1	47	47.0	47	0	0	1	30	30.0	30	0	0	2	55	27.5	34	0	0
10/06	at Jacksonville	0	0	0.0	0	0	0	0	0	0.0	0	0	0	5	130	26.0	31	0	0
10/12	Detroit	4	105	26.3	31	0	0	0	0	0.0	0	0	0	0	0	0.0	0	0	0
10/19	Las Vegas	0	0	0.0	0	0	0	0	0	0.0	0	0	0	0	0	0.0	0	0	0
10/27	Washington	2	46	23.0	30	0	0	*INACTIVE*						0	0	0.0	0	0	0
11/02	at Buffalo	1	32	32.0	32	0	0	*INACTIVE*						0	0	0.0	0	0	0
11/16	at Denver	3	72	24.0	28	0	0	*INACTIVE*						0	0	0.0	0	0	0
11/23	Indianapolis	3	68	22.7	24	0	0	*INACTIVE*						0	0	0.0	0	0	0
11/27	at Dallas	1	34	34.0	34	0	0	*INACTIVE*						1	33	33.0	33	0	0
12/07	Houston	*INACTIVE*						*INACTIVE*						2	50	25.0	29	0	0
12/14	L.A. Chargers																		
12/21	at Tennessee																		
12/25	Denver																		
01/04	at Las Vegas																		
TOTALS		**21**	**544**	**25.9**	**47**	**0**	**0**	**1**	**30**	**30.0**	**30**	**0**	**0**	**15**	**405**	**27.0**	**37**	**0**	**0**

KICKOFF RETURNS:		TYQUAN THORNTON					
DATE	OPP.	NO.	YDS	AVG	LG	FC	TD
09/05	at L.A. Chargers	1	28	28.0	28	0	0
09/14	Philadelphia	0	0	0.0	0	0	0
09/21	at N.Y. Giants	0	0	0.0	0	0	0
09/28	Baltimore	0	0	0.0	0	0	0
10/06	at Jacksonville	0	0	0.0	0	0	0
10/12	Detroit	0	0	0.0	0	0	0
10/19	Las Vegas	0	0	0.0	0	0	0
10/27	Washington	0	0	0.0	0	0	0
11/02	at Buffalo	4	126	31.5	34	0	0
11/16	at Denver	3	85	28.3	33	0	0
11/23	Indianapolis	2	47	23.5	25	0	0
11/27	at Dallas	5	107	21.4	29	0	0
12/07	Houston	2	54	27.0	33	0	0
12/14	L.A. Chargers						
12/21	at Tennessee						
12/25	Denver						
01/04	at Las Vegas						
TOTALS		**17**	**447**	**26.3**	**34**	**0**	**0**

PLAYER PARTICIPATION

2025 REGULAR SEASON KANSAS CITY CHIEFS PLAYER PARTICIPATION																					
	AT LAC	PHI	AT NYG	BAL	AT JAX	DET	LV	WAS	AT BUF	AT DEN	IND	AT DAL	HOU								
PLAYERS	9/5	9/14	9/21	9/28	10/6	10/12	10/19	10/27	11/2	11/16	11/23	11/27	12/7	12/14	12/21	12/25	1/4	GP	GS	DNP	IN
Felix Anudike-Uzomah	IR	IR	IR	IR	IR	IR	IR	IR	IR	IR	IR	IR	IR	-	-	-	-	0	0	0	0
Matt Araiza	P	P	P	P	P	P	P	P	P	P	P	P	P	-	-	-	-	13	0	0	0
Jeffrey Bassa	P	P	P	P	P	P	P	P	P	P	P	P	P	-	-	-	-	13	0	0	0
Nick Bolton	LB	LB	LB	LB	LB	LB	LB	LB	LB	LB	LB	LB	LB	-	-	-	-	13	13	0	0
Jake Briningstool	IR	IR	IR	IR	IR	IR	IR	IR	IR	IR	IR	IR	IR	-	-	-	-	0	0	0	0
Hollywood Brown	WR	WR	WR	P	WR	P	P	P	P	P	P	WR	P	-	-	-	-	13	5	0	0
Jason Brownlee	P	P	P	*	P	P	PS	PS	PS	PS	PS	PS	PS	-	-	-	-	5	0	0	1
Deon Bush	IR	IR	IR	IR	IR	IR	IR	IR	IR	IR	IR	IR	IR	-	-	-	-	0	0	0	0
Harrison Butker	P	P	P	P	P	P	P	P	P	P	P	P	P	-	-	-	-	13	0	0	0
Mike Caliendo	P	P	P	P	P	P	P	C	P	P	P	LG	C	-	-	-	-	13	3	0	0
Ajani Carter	NOT	NOT	NOT	NOT	NOT	NOT	NOT	NOT	NOT	NOT	NOT	NOT	IR	-	-	-	-	0	0	0	0
Leo Chenal	LB	LB	LB	LB	LB	LB	LB	LB	P	LB	P	LB	LB	-	-	-	-	13	11	0	0
Cole Christiansen	PS	NOT	PS	PS	PS	PS	PS	PS	PS	PS	PS	PS	PS	-	-	-	-	0	0	0	0
Jack Cochrane	P	P	P	P	P	P	P	P	P	P	P	P	P	-	-	-	-	13	0	0	0
Chamarri Conner	S	S	S	S	S	S	S	S	S	S	S	S	S	-	-	-	-	13	13	0	0
Bryan Cook	S	S	S	S	S	S	S	S	S	S	S	S	S	-	-	-	-	13	13	0	0
Mike Danna	DE	DE	*	*	DE	DE	DE	DE	DE	P	DE	DE	DE	-	-	-	-	11	10	0	2
Ethan Downs	PS	PS	PS	PS	PS	PS	PS	PS	PS	PS	PS	PS	PS	-	-	-	-	0	0	0	0
Ethan Driskell	R/NFIN	R/NFIN	R/NFIN	R/NFIN	R/NFIN	R/NFIN	R/NFIN	R/NFIN	R/NFIN	R/NFIN	R/NFIN	R/NFIN	R/NFIN	-	-	-	-	0	0	0	0
Clyde Edwards-Helaire	^	PS	PS	PS	PS	PS	PS	PS	P	PS	P	PS	PS	-	-	-	-	2	0	0	0
Mike Edwards	PS	PS	PS	PS	PS	PS	PS	PS	PS	PS	PS	P	P	-	-	-	-	2	0	0	0
Kristian Fulton	P	P	*	*	*	*	*	*	*	P	P	*	*	-	-	-	-	4	0	0	9
Brandon George	IR	IR	IR	IR	IR	IR	IR	IR	IR	IR	IR	IR	IR	-	-	-	-	0	0	0	0
Ashton Gillotte	P	P	P	DE	P	P	P	P	P	P	P	P	P	-	-	-	-	13	1	0	0
Chukwuebuka Godrick	PS	PS	PS	PS	PS	PS	PS	PS	PS	PS	PS	PS	PS	-	-	-	-	0	0	0	0
Noah Gray	P	TE	P	P	P	TE	TE	TE	TE	P	P	*	P	-	-	-	-	12	5	0	1
C.J. Hanson	PS	PS	PS	PS	PS	PS	PS	P	*	PS	PS	PS	DNP	-	-	-	-	1	0	1	1
Malik Herring	*	*	P	P	*	*	*	*	NOT	PS	PS	PS	PS	-	-	-	-	2	0	0	6
Jaden Hicks	S	P	S	P	P	P	P	P	P	P	P	P	P	-	-	-	-	13	2	0	0
Jimmy Holiday	PS	PS	PS	PS	PS	PS	PS	PS	PS	PS	PS	NOT	NOT	-	-	-	-	0	0	0	0
Creed Humphrey	C	C	C	C	C	C	C	C	C	C	C	C	C	-	-	-	-	13	13	0	0
Kareem Hunt	P	P	P	P	P	P	P	P	RB	RB	RB	RB	P	-	-	-	-	13	4	0	0
Keaontay Ingram	IR	^	^	^	^	^	^	^	^	^	^	^	^	-	-	-	-	0	0	0	0
Nazeeh Johnson	IR	IR	IR	IR	IR	IR	IR	IR	IR	IR	IR	IR	IR	-	-	-	-	0	0	0	0
Chris Jones	DT	DT	DT	DT	DT	DT	DT	DT	DT	DT	DT	DT	DT	-	-	-	-	13	13	0	0
George Karlaftis	P	DE	DE	DE	DE	DE	DE	DE	DE	DE	DE	DE	DE	-	-	-	-	13	12	0	0
Travis Kelce	TE	TE	TE	TE	TE	TE	TE	TE	TE	TE	TE	TE	TE	-	-	-	-	13	13	0	0
Kevin Knowles	PS	P	P	P	PS	PS	PS	P	P	P	P	P	P	-	-	-	-	9	0	0	0
Patrick Mahomes	QB	QB	QB	QB	QB	QB	QB	QB	QB	QB	QB	QB	QB	-	-	-	-	13	13	0	0
Brodric Martin	^	^	^	^	^	^	^	PS	^	^	^	^	^	-	-	-	-	0	0	0	0
Cooper McDonald	P	P	P	P	P	P	P	P	P	P	P	P	P	-	-	-	-	13	0	0	0
Trent McDuffie	CB	CB	CB	CB	CB	CB	CB	CB	CB	CB	CB	CB	CB	-	-	-	-	13	13	0	0
Gardner Minshew	DNP	DNP	DNP	P	DNP	DNP	P	DNP	DNP	DNP	DNP	DNP	DNP	-	-	-	-	2	0	11	0
Elijah Mitchell	*	*	*	*	*	*	*	*	*	P	*	*	*	-	-	-	-	1	0	0	12
Jaylon Moore	P	P	P	P	P	RG	RG	RG	RG	P	P	P	RG	-	-	-	-	13	5	0	0
Skyy Moore	Active	Active	Active	Active	Active	Active	Active	Active	Active	Active	Active	Active	Active	-	-	-	-	0	0	0	0
Wanya Morris	P	P	P	P	P	P	P	P	P	P	*	P	RG	-	-	-	-	12	1	0	1
Derrick Nnadi	P	DT	P	DT	DT	DT	DT	DT	DT	P	DT	DT	DT	-	-	-	-	13	10	0	0
Omarr Norman-Lott	*	P	DT	P	*	P	P	IR	IR	IR	IR	IR	IR	-	-	-	-	5	1	0	2
Hunter Nourzad	*	*	*	*	*	P	P	P	P	*	P	P	P	-	-	-	-	7	0	0	6
Chris Oladokun	PS	PS	PS	PS	PS	PS	PS	PS	PS	PS	PS	PS	PS	-	-	-	-	0	0	0	0
Charles Omenihu	P	P	P	P	P	P	P	P	P	P	P	P	P	-	-	-	-	13	0	0	0
Isiah Pacheco	RB	RB	RB	RB	RB	RB	RB	RB	*	*	*	P	RB	-	-	-	-	10	9	0	3
Mike Pennel	NOT	NOT	NOT	NOT	NOT	NOT	NOT	NOT	P	P	P	P	P	-	-	-	-	5	0	0	0
Zacch Pickens	^	^	^	^	PS	^	^	^	^	^	^	^	^	-	-	-	-	0	0	0	0
Dameon Pierce	^	^	^	^	^	^	^	^	^	^	PS	^	^	-	-	-	-	0	0	0	0
Esa Pole	^	^	^	^	^	^	^	^	PS	^	^	^	^	-	-	-	-	0	0	0	0
Hal Presley	NOT	PS	NOT	NOT	NOT	NOT	NOT	NOT	NOT	NOT	NOT	NOT	NOT	-	-	-	-	0	0	0	0
Nikko Remigio	P	P	P	P	P	P	P	P	P	P	P	P	*	-	-	-	-	12	0	0	1
Rashee Rice	R/SUS	R/SUS	R/SUS	R/SUS	R/SUS	R/SUS	WR	WR	WR	WR	WR	WR	WR	-	-	-	-	7	7	0	0
Janarius Robinson	IR	IR	IR	IR	IR	IR	IR	IR	IR	IR	IR	IR	IR	-	-	-	-	0	0	0	0
Chris Roland-Wallace	P	P	P	P	P	P	P	P	P	S	S	*	IR	-	-	-	-	11	2	0	1
Jalen Royals	*	*	DNP	P	P	P	P	*	*	*	*	*	*	-	-	-	-	4	0	1	8
Darius Rush	NOT	NOT	NOT	NOT	NOT	NOT	NOT	PS	NOT	NOT	NOT	NOT	NOT	-	-	-	-	0	0	0	0
Eric Scott	IR	IR	IR	IR	IR	IR	IR	IR	IR	IR	IR	IR	IR	-	-	-	-	0	0	0	0
Josh Simmons	LT	LT	LT	LT	LT	*	*	*	*	LT	LT	LT	IR	-	-	-	-	8	8	0	4
JuJu Smith-Schuster	WR	P	WR	WR	WR	WR	P	P	P	WR	WR	P	WR	-	-	-	-	13	8	0	0
Brashard Smith	P	P	P	P	P	P	P	P	P	P	P	P	P	-	-	-	-	13	0	0	0
Melvin Smith	PS	PS	PS	PS	PS	PS	PS	PS	PS	PS	PS	PS	PS	-	-	-	-	0	0	0	0
Trey Smith	RG	RG	RG	RG	RG	RG	RG	*	RG	RG	RG	*	*	-	-	-	-	10	10	0	3
Tyreke Smith	^	^	^	^	^	^	^	PS	^	^	^	^	^	-	-	-	-	0	0	0	0
Carson Steele	PS	PS	PS	PS	PS	PS	PS	PS	PS	PS	PS	PS	PS	-	-	-	-	0	0	0	0
Kingsley Suamataia	LG	LG	LG	LG	LG	LG	LG	LG	LG	LG	LG	LG	LG	-	-	-	-	13	13	0	0
Jawaan Taylor	RT	RT	RT	RT	RT	RT	RT	RT	RT	RT	RT	RT	*	-	-	-	-	12	12	0	1
BJ Thompson	R/NFIL	^	^	^	^	^	^	^	^	^	^	^	^	-	-	-	-	0	0	0	0
Tyquan Thornton	P	WR	WR	WR	P	P	P	P	P	P	P	P	P	-	-	-	-	13	3	0	0

GAME-BY-GAME STARTERS

Jerry Tillery	**DT**	P	P	P	P	P	P	P	**DT**	**DT**	P	P	P	-	-	-	-	13	3	0	0
Robert Tonyan	P	P	P	P	P	P	P	P	P	P	P	P	P	-	-	-	-	13	0	0	0
Drue Tranquill	**LB**	**LB**	**LB**	**LB**	**LB**	**LB**	**LB**	**LB**	**LB**	**LB**	**LB**	**LB**	**LB**	-	-	-	-	13	13	0	0
Marlon Tuipulotu	P	*PS*	*PS*	*PS*	P	*PS*	*PS*	P	*PS*	*PS*	*PS*	*PS*	*PS*	-	-	-	-	3	0	0	0
Jaylen Watson	**CB**	**CB**	**CB**	**CB**	**CB**	**CB**	**CB**	**CB**	**CB**	**CB**	**CB**	**CB**	**CB**	-	-	-	-	13	13	0	0
Tre Watson	*PS*	*PS*	*PS*	*PS*	*PS*	*PS*	*PS*	*PS*	*PS*	*PS*	*PS*	*PS*	*PS*	-	-	-	-	0	0	0	0
Jared Wiley	*	*	*	*	*	*	*	*	*	*	*	P	P	-	-	-	-	2	0	0	11
Joshua Williams	P	P	P	P	P	P	P	P	P	*	*	P	P	-	-	-	-	11	0	0	2
Nohl Williams	P	P	P	P	P	P	P	P	**CB**	P	P	P	P	-	-	-	-	13	1	0	0
James Winchester	P	P	P	P	P	P	P	P	P	P	P	P	P	-	-	-	-	13	0	0	0
Xavier Worthy	**WR**	*	*	**WR**	**WR**	**WR**	**WR**	**WR**	**WR**	**WR**	**WR**	**WR**	**WR**	-	-	-	-	11	11	0	2

LEGEND:
Starters indicated by position (Bold), P=Played, *=Inactive, DNP=Did Not Play, PS=Practice Squad, IR=Reserve/Injured, NOT=Not on Roster, R/NFIN=Reserve/Non-Football Injury, R/SUS=Reserve/League Susp., R/NFIL=Reserve/NFIL, ^=With Other Team

2025 REGULAR SEASON
OFFENSE

DATE	OPPONENT	WR	LT	LG	C	RG	RT	TE	QB	RB
9/5	at L.A. Chargers	Hollywood Brown/ JuJu Smith-Schuster/ Xavier Worthy	Josh Simmons	Kingsley Suamataia	Creed Humphrey	Trey Smith	Jawaan Taylor	Travis Kelce	Patrick Mahomes	Isiah Pacheco
9/14	Philadelphia	Hollywood Brown/ Tyquan Thornton	Josh Simmons	Kingsley Suamataia	Creed Humphrey	Trey Smith	Jawaan Taylor	Travis Kelce/ Noah Gray	Patrick Mahomes	Isiah Pacheco
9/21	at N.Y. Giants	Hollywood Brown/ Tyquan Thornton/ JuJu Smith-Schuster	Josh Simmons	Kingsley Suamataia	Creed Humphrey	Trey Smith	Jawaan Taylor	Travis Kelce	Patrick Mahomes	Isiah Pacheco
9/28	Baltimore	Xavier Worthy/ Tyquan Thornton/ JuJu Smith-Schuster	Josh Simmons	Kingsley Suamataia	Creed Humphrey	Trey Smith	Jawaan Taylor	Travis Kelce	Patrick Mahomes	Isiah Pacheco
10/6	at Jacksonville	Xavier Worthy/ Hollywood Brown/ JuJu Smith-Schuster	Josh Simmons	Kingsley Suamataia	Creed Humphrey	Trey Smith	Jawaan Taylor	Travis Kelce	Patrick Mahomes	Isiah Pacheco
10/12	Detroit	Xavier Worthy/ JuJu Smith-Schuster	Jaylon Moore	Kingsley Suamataia	Creed Humphrey	Trey Smith	Jawaan Taylor	Travis Kelce/ Noah Gray	Patrick Mahomes	Isiah Pacheco
10/19	Las Vegas	Rashee Rice/ Xavier Worthy	Jaylon Moore	Kingsley Suamataia	Creed Humphrey	Trey Smith	Jawaan Taylor	Travis Kelce/ Noah Gray	Patrick Mahomes	Isiah Pacheco
10/27	Washington	Rashee Rice/ Xavier Worthy	Jaylon Moore	Kingsley Suamataia	Creed Humphrey	Mike Caliendo	Jawaan Taylor	Travis Kelce/ Noah Gray	Patrick Mahomes	Isiah Pacheco
11/2	at Buffalo	Rashee Rice/ Xavier Worthy	Jaylon Moore	Kingsley Suamataia	Creed Humphrey	Trey Smith	Jawaan Taylor	Travis Kelce/ Noah Gray	Patrick Mahomes	Kareem Hunt
11/16	at Denver	Rashee Rice/ Xavier Worthy/ JuJu Smith-Schuster	Josh Simmons	Kingsley Suamataia	Creed Humphrey	Trey Smith	Jawaan Taylor	Travis Kelce	Patrick Mahomes	Kareem Hunt
11/23	Indianapolis	Rashee Rice/ Xavier Worthy/ JuJu Smith-Schuster	Josh Simmons	Kingsley Suamataia	Creed Humphrey	Trey Smith	Jawaan Taylor	Travis Kelce	Patrick Mahomes	Kareem Hunt
11/27	at Dallas	Hollywood Brown/ Xavier Worthy/ Rashee Rice	Josh Simmons	Kingsley Suamataia	Creed Humphrey	Mike Caliendo	Jawaan Taylor	Travis Kelce	Patrick Mahomes	Kareem Hunt
12/7	Houston	JuJu Smith-Schuster/ Xavier Worthy/ Rashee Rice	Wanya Morris	Kingsley Suamataia	Creed Humphrey	Mike Caliendo	Jaylon Moore	Travis Kelce	Patrick Mahomes	Isiah Pacheco
12/14		--	--	--	--	--	--	--	--	--
12/21		--	--	--	--	--	--	--	--	--
12/25		--	--	--	--	--	--	--	--	--
1/4		--	--	--	--	--	--	--	--	--

2025 REGULAR SEASON
DEFENSE

DATE	OPPONENT	DE	DT	DT	DE	LB	LB	LB	CB	CB	S	S	CB
9/5	at L.A. Chargers	Mike Danna	Jerry Tillery	Chris Jones	George Karlaftis	Drue Tranquill	Nick Bolton	Leo Chenal	Trent McDuffie	Jaylen Watson	Bryan Cook	Chamarri Conner	--
9/14	Philadelphia	Mike Danna	Derrick Nnadi	Chris Jones	George Karlaftis	Drue Tranquill	Nick Bolton	Leo Chenal	Trent McDuffie	Jaylen Watson	Bryan Cook	Chamarri Conner	--
9/21	at N.Y. Giants	Ashton Gillotte	Omarr Norman-Lott	Chris Jones	George Karlaftis	Drue Tranquill	Nick Bolton	Leo Chenal	Trent McDuffie	Jaylen Watson	Bryan Cook	Jaden Hicks	--
9/28	Baltimore	Ashton Gillotte	Derrick Nnadi	Chris Jones	George Karlaftis	Drue Tranquill	Nick Bolton	Leo Chenal	Trent McDuffie	Jaylen Watson	Bryan Cook	Chamarri Conner	--
10/6	at Jacksonville	Mike Danna	Derrick Nnadi	Chris Jones	George Karlaftis	Drue Tranquill	Nick Bolton	Leo Chenal	Trent McDuffie	Jaylen Watson	Bryan Cook	Chamarri Conner	--
10/12	Detroit	Mike Danna	Derrick Nnadi	Chris Jones	George Karlaftis	Drue Tranquill	Nick Bolton	Leo Chenal	Trent McDuffie	Jaylen Watson	Bryan Cook	Chamarri Conner	--
10/19	Las Vegas	Mike Danna	Derrick Nnadi	Chris Jones	George Karlaftis	Drue Tranquill	Nick Bolton	Leo Chenal	Trent McDuffie	Jaylen Watson	Bryan Cook	Chamarri Conner	--
10/27	Washington	Mike Danna	Derrick Nnadi	Chris Jones	George Karlaftis	Drue Tranquill	Nick Bolton	Leo Chenal	Trent McDuffie	Jaylen Watson	Bryan Cook	Chamarri Conner	--
11/2	at Buffalo	Mike Danna	Jerry Tillery/ Derrick Nnadi	Chris Jones	George Karlaftis	Drue Tranquill	Nick Bolton	--	Trent McDuffie	Jaylen Watson	Bryan Cook	Chamarri Conner	Nohl Williams
11/16	at Denver	Mike Danna	Jerry Tillery	Chris Jones	George Karlaftis	Drue Tranquill	Nick Bolton	Leo Chenal	Trent McDuffie	Jaylen Watson	Bryan Cook	Chamarri Conner	Chris Roland-Wallace
11/23	Indianapolis	Mike Danna	Derrick Nnadi	Chris Jones	George Karlaftis	Drue Tranquill	Nick Bolton	--	Trent McDuffie	Jaylen Watson	Bryan Cook	Chamarri Conner	Chris Roland-Wallace
11/27	at Dallas	Mike Danna	Derrick Nnadi	Chris Jones	George Karlaftis	Drue Tranquill	Nick Bolton	Leo Chenal	Trent McDuffie	Jaylen Watson	Bryan Cook	Chamarri Conner	--
12/7	Houston	Mike Danna	Derrick Nnadi	Chris Jones	George Karlaftis	Drue Tranquill	Nick Bolton	Leo Chenal	Trent McDuffie	Jaylen Watson	Bryan Cook	Chamarri Conner	--
12/14		--	--	--	--	--	--	--	--	--	--	--	--
12/21		--	--	--	--	--	--	--	--	--	--	--	--
12/25		--	--	--	--	--	--	--	--	--	--	--	--
1/4		--	--	--	--	--	--	--	--	--	--	--	--

GAME-BY-GAME CAPTAINS

2025 REGULAR SEASON - CAPTAINS				
DATE	OPPONENT	OFFENSE	DEFENSE	SPECIAL TEAMS
9/5	at L.A. Chargers	Patrick Mahomes	Chris Jones	Harrison Butker
9/14	Philadelphia	Travis Kelce	Nick Bolton	James Winchester
9/21	at N.Y. Giants	Isiah Pacheco	Trent McDuffie	Matt Araiza
9/28	Baltimore	JuJu Smith-Schuster	George Karlaftis	Chamarri Conner
10/6	at Jacksonville	Jawaan Taylor	Leo Chenal	Nikko Remigio
10/12	Detroit	Trey Smith	Drue Tranquill	Chris Roland-Wallace
10/19	Las Vegas	Creed Humphrey	Bryan Cook	Jaden Hicks
10/27	Washington	Xavier Worthy	Jaylen Watson	Noah Gray
11/2	at Buffalo	Kareem Hunt	Mike Danna	Jack Cochrane
11/16	at Denver	Rashee Rice	Nick Bolton	Leo Chenal
11/23	Indianapolis	Travis Kelce	Trent McDuffie	James Winchester
11/27	at Dallas	Patrick Mahomes	Chris Jones	Harrison Butker
12/7	Houston	Kingsley Suamataia	George Karlaftis	Tyquan Thornton
12/14	L.A. Chargers	--	--	--
12/21	at Tennessee	--	--	--
12/25	Denver	--	--	--
1/4	at Las Vegas	--	--	--

GAME-BY-GAME INACTIVES

2025 REGULAR SEASON INACTIVES			
DATE	OPPONENT	PLAYERS	
9/5	at L.A. Chargers	Malik Herring Elijah Mitchell Omarr Norman-Lott Hunter Nourzad	Jalen Royals Jared Wiley
9/14	Philadelphia	Malik Herring Elijah Mitchell Hunter Nourzad Jalen Royals	Jared Wiley Xavier Worthy
9/21	at N.Y. Giants	Mike Danna Kristian Fulton Elijah Mitchell Hunter Nourzad	Jared Wiley Xavier Worthy
9/28	Baltimore	Jason Brownlee Mike Danna Kristian Fulton Elijah Mitchell	Hunter Nourzad Jared Wiley
10/6	at Jacksonville	Kristian Fulton Malik Herring Elijah Mitchell Omarr Norman-Lott	Hunter Nourzad Jared Wiley
10/12	Detroit	Kristian Fulton Malik Herring Elijah Mitchell	Josh Simmons Jared Wiley
10/19	Las Vegas	Kristian Fulton Malik Herring Elijah Mitchell	Josh Simmons Jared Wiley
10/27	Washington	Kristian Fulton Malik Herring Elijah Mitchell Jalen Royals	Josh Simmons Trey Smith Jared Wiley
11/2	at Buffalo	Kristian Fulton C.J. Hanson Elijah Mitchell Isiah Pacheco	Jalen Royals Josh Simmons Jared Wiley
11/16	at Denver	Hunter Nourzad Isiah Pacheco Jalen Royals	Jared Wiley Joshua Williams
11/23	Indianapolis	Elijah Mitchell Wanya Morris Isiah Pacheco Jalen Royals	Jared Wiley Joshua Williams
11/27	at Dallas	Kristian Fulton Noah Gray Elijah Mitchell Chris Roland-Wallace	Jalen Royals Trey Smith
12/7	Houston	Kristian Fulton Elijah Mitchell Nikko Remigio Jalen Royals	Trey Smith Jawaan Taylor
12/14	L.A. Chargers	--	--
12/21	at Tennessee	--	--
12/25	Denver	--	--
01/04	at Las Vegas	--	--

TURNOVER CHART

2025 REGULAR SEASON - DEFENSIVE TAKEAWAYS

DATE	OPPONENT	TAKEAWAY	QTR.	SCORE	YD-LINE	RESULT
09/05	at L.A. Chargers	None				
09/14	Philadelphia	None				
09/21	at N.Y. Giants	C. Roland-Wallace INT (R. Wilson)	2	6-0	KC-30	Missed FG
		J. Watson INT (R. Wilson: touchback)	2	6-6	KC-(-8)	FG
09/28	Baltimore	L. Chenal INT (L. Jackson)	1	3-7	KC-16	FG
		D. Tranquill FR (L. Jackson fumble)	2	20-7	BLT-47	Missed FG
10/06	at Jacksonville	G. Karlaftis FR (N. Bolton FF)	2	7-0	KC-2	TD
		T. McDuffie INT (T. Lawrence)	4	14-21	JAX-21	TD
10/12	Detroit	None				
10/19	Las Vegas	J. Tillery FR (K. Pickett fumble)	4	31-0	LV-11	Downs
10/27	Washington	M. Danna INT (M. Mariota)	1	0-0	KC-22	INT
		J. Cochrane INT (M. Mariota)	4	28-7	50	EOG
11/02	at Buffalo	None				
11/16	at Denver	None				
11/23	Indianapolis	None				
11/27	at Dallas	J. Watson INT (D. Prescott)	1	0-0	KC-49	TD
12/07	Houston	None				
12/14		--	--	--	--	--
12/21		--	--	--	--	--
12/25		--	--	--	--	--
01/04		--	--	--	--	--

2025 REGULAR SEASON - OFFENSIVE GIVEAWAYS

DATE	OPPONENT	TAKEAWAY	QTR.	SCORE	YD-LINE	RESULT
09/05	at L.A. Chargers	None				
09/14	Philadelphia	P. Mahomes INT (A. Mukuba)	4	10-13	End Zone	TD
09/21	at N.Y. Giants	None				
09/28	Baltimore	None				
10/06	at Jacksonville	P. Mahomes INT (D. Lloyd)	3	14-21	JAX-1	TD
10/12	Detroit	None				
10/19	Las Vegas	None				
10/27	Washington	P. Mahomes INT (M. Lattimore)	1	0-0	WAS-7	Downs
		P. Mahomes INT (B. Wagner)	2	0-0	WAS-40	Downs
11/02	at Buffalo	P. Mahomes INT (M. Hairston)	4	21-28	BUF-33	Missed FG
11/16	at Denver	P. Mahomes INT (J. McMillian)	3	6-6	DEN-5	TD
11/23	Indianapolis	P. Mahomes INT (L. Latu)	1	0-0	KC-6	TD
		K. Hunt fumble (Z. Franklin FF; C. Ward Sr. FR)	4	9-20	IND-6	Punt
11/27	at Dallas	None				
12/07	Houston	P. Mahomes INT (J. Pitre)	2	0-10	HST-45	Punt
		P. Mahomes INT (K. Lassiter)	4	10-10	HST-16	Punt
		P. Mahomes INT (A. Al-Shaair)	4	10-17	KC-26	FG
12/14		--	--	--	--	--
12/21		--	--	--	--	--
12/25		--	--	--	--	--
01/04		--	--	--	--	--

2025 REGULAR SEASON - TURNOVERS

Offense:	11 Giveaways 31 Points (4 TD, 1 FG)	**Ratio** -1 (10 takes, 11 gives)
Defense:	10 Takeaways 27 Points (3 TD, 2 FG)	
Special Teams:	0 Giveaways 0 Points (0 TD, 0 FG)	**Points Off Turnovers Ratio** -4 (27 scored, 31 allowed)
	0 Takeaways 0 Points (0 TD, 0 FG)	

TURNOVER CHART

2025 REGULAR SEASON - DEFENSIVE TAKEAWAYS

DATE	OPPONENT	TAKEAWAY	QTR.	SCORE	YD-LINE	RESULT
09/05	at L.A. Chargers	None				
09/14	Philadelphia	None				
09/21	at N.Y. Giants	C. Roland-Wallace INT (R. Wilson)	2	6-0	KC-30	Missed FG
		J. Watson INT (R. Wilson: touchback)	2	6-6	KC-(-8)	FG
09/28	Baltimore	L. Chenal INT (L. Jackson)	1	3-7	KC-16	FG
		D. Tranquill FR (L. Jackson fumble)	2	20-7	BLT-47	Missed FG
10/06	at Jacksonville	G. Karlaftis FR (N. Bolton FF)	2	7-0	KC-2	TD
		T. McDuffie INT (T. Lawrence)	4	14-21	JAX-21	TD
10/12	Detroit	None				
10/19	Las Vegas	J. Tillery FR (K. Pickett fumble)	4	31-0	LV-11	Downs
10/27	Washington	M. Danna INT (M. Mariota)	1	0-0	KC-22	INT
		J. Cochrane INT (M. Mariota)	4	28-7	50	EOG
11/02	at Buffalo	None				
11/16	at Denver	None				
11/23	Indianapolis	None				
11/27	at Dallas	J. Watson INT (D. Prescott)	1	0-0	KC-49	TD
12/07	Houston	None				
12/14		--	--	--	--	--
12/21		--	--	--	--	--
12/25		--	--	--	--	--
01/04		--	--	--	--	--

2025 REGULAR SEASON - OFFENSIVE GIVEAWAYS

DATE	OPPONENT	TAKEAWAY	QTR.	SCORE	YD-LINE	RESULT
09/05	at L.A. Chargers	None				
09/14	Philadelphia	P. Mahomes INT (A. Mukuba)	4	10-13	End Zone	TD
09/21	at N.Y. Giants	None				
09/28	Baltimore	None				
10/06	at Jacksonville	P. Mahomes INT (D. Lloyd)	3	14-21	JAX-1	TD
10/12	Detroit	None				
10/19	Las Vegas	None				
10/27	Washington	P. Mahomes INT (M. Lattimore)	1	0-0	WAS-7	Downs
		P. Mahomes INT (B. Wagner)	2	0-0	WAS-40	Downs
11/02	at Buffalo	P. Mahomes INT (M. Hairston)	4	21-28	BUF-33	Missed FG
11/16	at Denver	P. Mahomes INT (J. McMillian)	3	6-6	DEN-5	TD
11/23	Indianapolis	P. Mahomes INT (L. Latu)	1	0-0	KC-6	TD
		K. Hunt fumble (Z. Franklin FF; C. Ward Sr. FR)	4	9-20	IND-6	Punt
11/27	at Dallas	None				
12/07	Houston	P. Mahomes INT (J. Pitre)	2	0-10	HST-45	Punt
		P. Mahomes INT (K. Lassiter)	4	10-10	HST-16	Punt
		P. Mahomes INT (A. Al-Shaair)	4	10-17	KC-26	FG
12/14		--	--	--	--	--
12/21		--	--	--	--	--
12/25		--	--	--	--	--
01/04		--	--	--	--	--

2025 REGULAR SEASON - TURNOVERS

Offense:	11 Giveaways 31 Points (4 TD, 1 FG)	**Ratio** -1 (10 takes, 11 gives)
Defense:	10 Takeaways 27 Points (3 TD, 2 FG)	
Special Teams:	0 Giveaways 0 Points (0 TD, 0 FG)	**Points Off Turnovers Ratio** -4 (27 scored, 31 allowed)
	0 Takeaways 0 Points (0 TD, 0 FG)	

INSIDE THE 20

DATE	OPPONENT	OFFENSE	DEFENSE
09/05	at L.A. Chargers	FG - 35 yards TD - Run FG - 27 yards	TD - Pass FG - 39 yards FG - 36 yards TD - Pass
09/14	Philadelphia	TD - Run Interception	TD - Run TD - Run
09/21	at N.Y. Giants	FG - 28 yards TD - Pass TD - Run	TD - Run FG - 25 yards Downs
09/28	Baltimore	FG - 23 yards TD - Pass TD - Pass TD - Pass FG - 31 yards TD - Pass	TD - Pass FG - 32 yards
10/06	at Jacksonville	TD - Pass TD - Run Interception TD - Run TD - Run	Fumble TD - Pass TD - Run TD - Run
10/12	Detroit	TD - Pass Downs TD - Run TD - Pass TD - Pass FG - 33 yards	FG - 28 yards TD - Pass
10/19	Las Vegas	TD - Pass TD - Pass TD - Pass TD - Run Downs	NONE
10/27	Washington	TD - Run TD - Pass TD - Pass TD - Pass	Interception TD - Pass
11/02	at Buffalo	TD - Run FG - 19 yards TD - Run	TD - Run TD - Run TD - Run
11/16	at Denver	FG - 31 yards FG - 31 yards Interception TD - Run	FG - 29 yards FG - 24 yards TD - Run FG - 38 yards FG - 35 yards
11/23	Indianapolis	FG - 28 yards FG - 22 yards Fumble TD - Run FG - 25 yards FG - 27 yards	TD - Pass TD - Pass FG - 32 yards FG - 23 yards
11/27	at Dallas	TD - Pass TD - Pass TD - Pass	TD - Pass FG - 36 yards TD - Pass FG - 26 yards
12/07	Houston	TD - Run FG - 36 yards	FG - 35 yards TD - Pass TD - Run FG - 28 yards
12/14	L.A. Chargers	--	--
12/21	at Tennessee	--	--
12/25	Denver	--	--
01/04	at Las Vegas	--	--

INSIDE THE 20

	OFFENSE	DEFENSE
Inside the 20	52	39
Scores	46	36
Touchdowns	32	21
Field Goals	14	15
Total Points in 20	265	192
Fumbles	1	1
Interceptions	3	1
Missed Field Goals	0	0
Lost on Downs	2	1
End of Half/Game	0	0
TDs Outside	4	5
Red-Zone Percentage	61.5	53.8

GOAL TO GO SITUATIONS

DATE	OPPONENT	OFFENSE	DEFENSE
09/05	at L.A. Chargers	Field Goal - 35 yards Field Goal - 27 yards	NONE
09/14	Philadelphia	Interception	TD - Run
09/21	at N.Y. Giants	TD - Run	Lost on Downs
09/28	Baltimore	Field Goal - 23 yards TD - Pass TD - Pass	NONE
10/06	at Jacksonville	TD - Pass TD - Run Interception TD - Run TD - Run	Fumble TD - Pass TD - Interception TD - Run
10/12	Detroit	TD - Run TD - Pass TD - Pass	TD - Pass
10/19	Las Vegas	TD - Pass TD - Pass TD - Pass	NONE
10/27	Washington	TD - Run TD - Pass	NONE
11/02	at Buffalo	TD - Run Field Goal - 19 yards	TD - Run TD - Run TD - Run
11/16	at Denver	NONE	TD - Run
11/23	Indianapolis	Field Goal - 28 yards Field Goal - 22 yards Field Goal - 25 yards	TD - Pass TD - Pass Field Goal - 23 yards
11/27	at Dallas	TD - Pass TD - Pass TD - Pass	TD - Pass
12/07	Houston	NONE	TD - Pass TD - Run
12/14	L.A. Chargers	--	--
12/21	at Tennessee	--	--
12/25	Denver	--	--
01/04	at Las Vegas	--	--

	OFFENSE	DEFENSE
Goal-To-Go Situations	28	17
Scores	26	14
Touchdowns	19	13
Field Goals	7	1
Total Points	153	96
Fumbles	0	1
Interceptions	2	1
Missed Field Goals	0	0
Missed Field Goals (G2G)	0	0
Lost on Downs	0	1
End of Half/Game	0	0
Goal-to-Go Percentage	67.9	76.5

BIG RUN PLAYS (10+ YARDS)

2025 REGULAR SEASON - BIG RUN PLAYS (10+ YARDS)

DATE	OPPONENT	QTR	CHIEFS PLAYER	YDS.	DOWN	RESULT	QTR	OPP. PLAYER	YDS.	DOWN	RESULT
09/05	at LAC	1	Patrick Mahomes	11	1-10-KC 35	Punt	1	Omarion Hampton	11	2-10-LAC 44	Field Goal
		2	Isiah Pacheco	10	2-4-LAC 20	Field Goal	4	Justin Herbert	19	3-14-LAC 34	End Game
		3	Patrick Mahomes	11	1-10-KC 20	Touchdown					
		3	Patrick Mahomes	15	3-8-LAC 46	Touchdown					
		3	**Patrick Mahomes**	**11T**	1-10-LAC 11	Touchdown					
09/14	PHI	1	Patrick Mahomes	11	1-10-KC 35	Missed FG	1	**Saquon Barkley**	**13T**	1-10-KC 13	Touchdown
		2	Patrick Mahomes	22	2-10-KC 49	Field Goal	2	Jalen Hurts	11	1-10-PHI 34	Field Goal
		2	Kareem Hunt	11	1-10-KC 41	Touchdown	3	Saquon Barkley	11	1-10-PHI 24	Punt
		2	**Patrick Mahomes**	**13T**	1-10-PHI 13	Touchdown					
09/21	at NYG	2	Nikko Remigio	11	1-10-KC 29	Field Goal	1	Tyrone Tracy Jr.	10	2-9-NYG 32	Downs
		3	Isiah Pacheco	10	1-10-NYG 22	Touchdown	1	Cam Skattebo	11	2-9-KC 46	Downs
							2	Cam Skattebo	11	2-3-NYG 37	Touchdown
							2	**Cam Skattebo**	**13T**	1-10-KC 13	Touchdown
							3	Russell Wilson	14	2-10-NYG 32	Punt
09/28	BAL	2	Xavier Worthy	35	1-10-KC 44	Touchdown	1	Derrick Henry	14	1-10-BAL 42	Touchdown
		3	Isiah Pacheco	12	1-10-KC 45	Touchdown	1	Lamar Jackson	12	3-11-BAL 25	Interception
							2	Derrick Henry	11	1-10-BAL 15	Punt
							2	Lamar Jackson	17	1-10-BAL 47	Field Goal
							4	**Justice Hill**	**71T**	1-10-BAL 29	Touchdown
10/06	at JAX	1	Isiah Pacheco	16	1-10-KC 45	Touchdown	2	Trevor Lawrence	16	2-9-JAX 39	Touchdown
		2	Kareem Hunt	33	1-10-KC 3	Touchdown	2	Trevor Lawrence	14	3-5-KC 29	Touchdown
		3	Isiah Pacheco	11	2-3-JAX 39	Interception	3	**Trevor Lawrence**	**10T**	2-8-KC 10	Touchdown
		4	Patrick Mahomes	14	3-24-KC 42	Punt					
		4	Patrick Mahomes	15	2-6-KC 18	Touchdown					
10/12	DET	1	Isiah Pacheco	11	1-10-DET 24	Touchdown	2	David Montgomery	13	1-10-KC 42	Touchdown
		2	Patrick Mahomes	10	1-10-DET 38	Downs	2	Jahmyr Gibbs	15	1-10-DET 33	Downs
		3	Patrick Mahomes	11	1-10-DET 31	Touchdown					
		4	Kareem Hunt	10	3-1-DET 25	Field Goal					
10/19	LV	2	Isiah Pacheco	11	1-10-KC 6	Touchdown		NONE			
		2	Patrick Mahomes	10	1-10-KC 17	Touchdown					
		3	Xavier Worthy	13	1-10-LV 36	Field Goal					
10/27	WAS	2	Patrick Mahomes	15	1-10-KC 15	End Half		NONE			
		3	Isiah Pacheco	10	1-10-KC 25	Touchdown					
		4	Kareem Hunt	11	2-1-KC 15	Touchdown					
		4	Isiah Pacheco	13	1-10-KC 29	Touchdown					
11/02	at BUF	2	Kareem Hunt	13	1-10-BUF 46	Field Goal	1	James Cook III	17	2-3-BUF 44	Touchdown
							2	James Cook III	16	1-10-BUF 40	Touchdown
							3	Josh Allen	11	3-2-BUF 25	Punt
							4	James Cook III	14	1-10-BUF 41	Punt
11/16	at DEN	4	Kareem Hunt	11	1-10-KC 27	Touchdown		NONE			
11/23	IND	2	Kareem Hunt	18	1-10-KC 15	Field Goal	3	Jonathan Taylor	27	3-1-IND 35	Field Goal
		4	Patrick Mahomes	13	2-10-IND 45	Touchdown	3	Daniel Jones	13	2-8-KC 36	Field Goal
		5	Kareem Hunt	10	2-7-IND 21	Field Goal					
11/27	at DAL	1	Kareem Hunt	14	1-10-KC 28	Touchdown	2	**Malik Davis**	**43T**	2-1-KC 43	Touchdown
		1	Xavier Worthy	17	2-3-KC 49	Touchdown	3	KaVontae Turpin	25	1-10-DAL 15	Field Goal
		1	Patrick Mahomes	16	3-14-DAL 25	Touchdown	4	Javonte Williams	11	1-10-DAL 42	Touchdown
		4	Patrick Mahomes	10	2-10-DAL 20	Touchdown					
12/07	HOU	3	Patrick Mahomes	15	3-3-HOU 41	Field Goal		NONE			
12/14	LAC	--	--	--	--	--	--	--	--	--	--
12/21	at TEN	--	--	--	--	--	--	--	--	--	--
12/25	DEN	--	--	--	--	--	--	--	--	--	--
01/04	at LV	--	--	--	--	--	--	--	--	--	--
TOTALS		**39 - 534 (13.7), 2 TDS**					**29 - 494 (17.0), 5 TDS**				

BIG RUN PLAYS (10+ YARDS)

2025 REGULAR SEASON - BIG RUN PLAYS (10+ YARDS)

DATE	OPPONENT	QTR	CHIEFS PLAYER	YDS.	DOWN	RESULT	QTR	OPP. PLAYER	YDS.	DOWN	RESULT
09/05	at LAC	1	Patrick Mahomes	11	1-10-KC 35	Punt	1	Omarion Hampton	11	2-10-LAC 44	Field Goal
		2	Isiah Pacheco	10	2-4-LAC 20	Field Goal	4	Justin Herbert	19	3-14-LAC 34	End Game
		3	Patrick Mahomes	11	1-10-KC 20	Touchdown					
		3	Patrick Mahomes	15	3-8-LAC 46	Touchdown					
		3	**Patrick Mahomes**	**11T**	1-10-LAC 11	Touchdown					
09/14	PHI	1	Patrick Mahomes	11	1-10-KC 35	Missed FG	1	**Saquon Barkley**	**13T**	1-10-KC 13	Touchdown
		2	Patrick Mahomes	22	2-10-KC 49	Field Goal	2	Jalen Hurts	11	1-10-PHI 34	Field Goal
		2	Kareem Hunt	11	1-10-KC 41	Touchdown	3	Saquon Barkley	11	1-10-PHI 24	Punt
		2	**Patrick Mahomes**	**13T**	1-10-PHI 13	Touchdown					
09/21	at NYG	2	Nikko Remigio	11	1-10-KC 29	Field Goal	1	Tyrone Tracy Jr.	10	2-9-NYG 32	Downs
		3	Isiah Pacheco	10	1-10-NYG 22	Touchdown	1	Cam Skattebo	11	2-9-KC 46	Downs
							2	Cam Skattebo	11	2-3-NYG 37	Touchdown
							2	**Cam Skattebo**	**13T**	1-10-KC 13	Touchdown
							3	Russell Wilson	14	2-10-NYG 32	Punt
09/28	BAL	2	Xavier Worthy	35	1-10-KC 44	Touchdown	1	Derrick Henry	14	1-10-BAL 42	Touchdown
		3	Isiah Pacheco	12	1-10-KC 45	Touchdown	1	Lamar Jackson	12	3-11-BAL 25	Interception
							2	Derrick Henry	11	1-10-BAL 15	Punt
							2	Lamar Jackson	17	1-10-BAL 47	Field Goal
							4	**Justice Hill**	**71T**	1-10-BAL 29	Touchdown
10/06	at JAX	1	Isiah Pacheco	16	1-10-KC 45	Touchdown	2	Trevor Lawrence	16	2-9-JAX 39	Touchdown
		2	Kareem Hunt	33	1-10-KC 3	Touchdown	2	Trevor Lawrence	14	3-5-KC 29	Touchdown
		3	Isiah Pacheco	11	2-3-JAX 39	Interception	3	**Trevor Lawrence**	**10T**	2-8-KC 10	Touchdown
		4	Patrick Mahomes	14	3-24-KC 42	Punt					
		4	Patrick Mahomes	15	2-6-KC 18	Touchdown					
10/12	DET	1	Isiah Pacheco	11	1-10-DET 24	Touchdown	2	David Montgomery	13	1-10-KC 42	Touchdown
		2	Patrick Mahomes	10	1-10-DET 38	Downs	2	Jahmyr Gibbs	15	1-10-DET 33	Downs
		3	Patrick Mahomes	11	1-10-DET 31	Touchdown					
		4	Kareem Hunt	10	3-1-DET 25	Field Goal					
10/19	LV	2	Isiah Pacheco	11	1-10-KC 6	Touchdown		NONE			
		2	Patrick Mahomes	10	1-10-KC 17	Touchdown					
		3	Xavier Worthy	13	1-10-LV 36	Field Goal					
10/27	WAS	2	Patrick Mahomes	15	1-10-KC 15	End Half		NONE			
		3	Isiah Pacheco	10	1-10-KC 25	Touchdown					
		4	Kareem Hunt	11	2-1-KC 15	Touchdown					
		4	Isiah Pacheco	13	1-10-KC 29	Touchdown					
11/02	at BUF	2	Kareem Hunt	13	1-10-BUF 46	Field Goal	1	James Cook III	17	2-3-BUF 44	Touchdown
							2	James Cook III	16	1-10-BUF 40	Touchdown
							3	Josh Allen	11	3-2-BUF 25	Punt
							4	James Cook III	14	1-10-BUF 41	Punt
11/16	at DEN	4	Kareem Hunt	11	1-10-KC 27	Touchdown		NONE			
11/23	IND	2	Kareem Hunt	18	1-10-KC 15	Field Goal	3	Jonathan Taylor	27	3-1-IND 35	Field Goal
		4	Patrick Mahomes	13	2-10-IND 45	Touchdown	3	Daniel Jones	13	2-8-KC 36	Field Goal
		5	Kareem Hunt	10	2-7-IND 21	Field Goal					
11/27	at DAL	1	Kareem Hunt	14	1-10-KC 28	Touchdown	2	**Malik Davis**	**43T**	2-1-KC 43	Touchdown
		1	Xavier Worthy	17	2-3-KC 49	Touchdown	3	KaVontae Turpin	25	1-10-DAL 15	Field Goal
		1	Patrick Mahomes	16	3-14-DAL 25	Touchdown	4	Javonte Williams	11	1-10-DAL 42	Touchdown
		4	Patrick Mahomes	10	2-10-DAL 20	Touchdown					
12/07	HOU	3	Patrick Mahomes	15	3-3-HOU 41	Field Goal		NONE			
12/14	LAC	--	--	--	--	--	--	--	--	--	--
12/21	at TEN	--	--	--	--	--	--	--	--	--	--
12/25	DEN	--	--	--	--	--	--	--	--	--	--
01/04	at LV	--	--	--	--	--	--	--	--	--	--
TOTALS		**39 - 534 (13.7), 2 TDS**					**29 - 494 (17.0), 5 TDS**				

BIG PASS PLAYS (20+ YARDS)

2025 REGULAR SEASON - BIG PASS PLAYS (20+ YARDS)

DATE	OPPONENT	QTR	CHIEFS PLAYER	YDS.	DOWN	RESULT	QTR	OPP. PLAYER	YDS.	DOWN	RESULT
09/05	at LAC	2	Patrick Mahomes -> Tyquan Thornton	38	1-10-KC 29	Field Goal	1	Justin Herbert -> Quentin Johnston	33	2-4-LAC 38	Touchdown
		4	**Patrick Mahomes -> Travis Kelce**	**37T**	1-10-LAC 37	Touchdown	1	Justin Herbert -> Tyler Conklin	33	1-10-LAC 21	Field Goal
		4	Patrick Mahomes -> Hollywood Brown	49	4-7-KC 42	Field Goal	2	Justin Herbert -> Ladd McConkey	23	2-11-LAC 46	Field Goal
							4	**Justin Herbert -> Quentin Johnston**	**23T**	1-10-KC 23	Touchdown
09/14	PHI	3	Patrick Mahomes -> Travis Kelce	23	2-7-KC 33	Interception	4	Jalen Hurts -> DeVonta Smith	28	3-10-KC 31	Touchdown
		4	Patrick Mahomes -> Nikko Remigio	21	3-10-KC 40	Touchdown					
		4	**Patrick Mahomes -> Tyquan Thornton**	**49T**	1-20-PHI 49	Touchdown					
09/21	at NYG	2	Patrick Mahomes -> JuJu Smith-Schuster	27	1-10-KC 40	Field Goal	3	Russell Wilson -> Cam Skattebo	21	1-10-NYG 20	Field Goal
		4	Patrick Mahomes -> Tyquan Thornton	21	3-6-KC 27	Touchdown	4	Russell Wilson -> Wan'Dale Robinson	26	4-5-KC 30	Downs
		4	Patrick Mahomes -> Tyquan Thornton	33	3-10-NYG 34	Touchdown					
09/28	BAL	1	Patrick Mahomes -> Xavier Worthy	37	2-8-KC 18	Field Goal	1	Lamar Jackson -> Zay Flowers	21	1-10-KC 44	Touchdown
		3	Patrick Mahomes -> Xavier Worthy	28	1-10-BAL 43	Touchdown	3	Lamar Jackson -> Rashod Bateman	24	1-10-BAL 42	Field Goal
10/06	at JAX	1	Patrick Mahomes -> Tyquan Thornton	24	1-10-KC 22	Punt	1	Trevor Lawrence -> Brenton Strange	22	1-10-JAX 39	Fumble
		1	Patrick Mahomes -> Tyquan Thornton	32	3-9-JAX 38	Touchdown	1	Trevor Lawrence -> Brian Thomas Jr.	22	1-10-KC 29	Fumble
		2	Patrick Mahomes -> Tyquan Thornton	34	1-10-JAX 43	Touchdown	3	Trevor Lawrence -> Travis Hunter	44	1-10-JAX 28	Touchdown
		4	Patrick Mahomes -> Hollywood Brown	20	2-5-JAX 24	Touchdown	4	Trevor Lawrence -> Brian Thomas Jr.	33	3-7-JAX 43	Touchdown
10/12	DET	1	Patrick Mahomes -> JuJu Smith-Schuster	30	1-10-KC 46	Touchdown	1	Jared Goff -> Sam LaPorta	26	2-7-DET 32	Touchdown
		2	Patrick Mahomes -> Hollywood Brown	20	1-10-KC 31	Downs	2	**Jared Goff -> Jameson Williams**	**22T**	3-3-KC 22	Touchdown
							3	Jared Goff -> David Montgomery	23	1-10-DET 19	Touchdown
10/19	LV	1	Patrick Mahomes -> Travis Kelce	44	1-20-KC 16	Touchdown		NONE			
		1	Patrick Mahomes -> Noah Gray	28	2-5-LV 35	Touchdown					
		3	Patrick Mahomes -> Tyquan Thornton	39	1-10-KC 25	Field Goal					
10/27	WAS	1	Patrick Mahomes -> Xavier Worthy	27	2-9-KC 47	Interception	1	Marcus Mariota -> Jeremy McNichols	24	3-2-WAS 15	Downs
		2	Patrick Mahomes -> Travis Kelce	31	1-10-KC 47	Touchdown	2	Marcus Mariota -> John Bates	22	1-10-WAS 41	Downs
		3	Patrick Mahomes -> Travis Kelce	38	1-10-WAS 47	Touchdown	2	Marcus Mariota -> Ben Sinnott	22	2-10-WAS 34	Touchdown
		3	Patrick Mahomes -> JuJu Smith-Schuster	24	1-10-KC 35	Touchdown	3	Marcus Mariota -> Terry McLaurin	25	3-7-WAS 38	Punt
		4	Patrick Mahomes -> Rashee Rice	25	2-17-KC 19	Touchdown					
11/02	at BUF	1	Patrick Mahomes -> Rashee Rice	20	1-10-KC 47	Touchdown	1	**Josh Allen -> Dalton Kincaid**	**23T**	3-8-KC 23	Touchdown
		2	Patrick Mahomes -> Rashee Rice	24	2-16-KC 30	Field Goal	2	Josh Allen -> Dalton Kincaid	47	2-13-BUF 45	Touchdown
		2	Patrick Mahomes -> Travis Kelce	20	2-4-KC 39	Field Goal	2	Josh Allen -> Dawson Knox	30	1-10-KC 33	Touchdown
		2	Patrick Mahomes -> Hollywood Brown	40	1-10-BUF 41	Field Goal	3	Josh Allen -> Khalil Shakir	20	2-7-BUF 29	Touchdown
		3	Patrick Mahomes -> Travis Kelce	28	3-9-KC 12	Punt	3	Josh Allen -> Elijah Moore	28	2-8-KC 38	Touchdown
		3	Patrick Mahomes -> Hollywood Brown	33	3-10-KC 34	Touchdown					
		4	Patrick Mahomes -> Rashee Rice	29	4-17-BUF 40	Touchdown					
11/16	at DEN	3	Patrick Mahomes -> Tyquan Thornton	61	3-7-KC 28	Touchdown	1	Bo Nix -> Courtland Sutton	21	3-11-DEN 45	Field Goal
		4	**Patrick Mahomes -> Travis Kelce**	**21T**	3-6-DEN 21	Touchdown	3	Bo Nix -> Troy Franklin	35	3-8-DEN 25	Touchdown
							3	Bo Nix -> Pat Bryant	48	1-10-DEN 20	Field Goal
							4	Bo Nix -> Courtland Sutton	20	3-15-DEN 21	Field Goal
							4	Bo Nix -> Troy Franklin	32	2-8-KC 47	Field Goal
11/23	IND	3	Patrick Mahomes -> Rashee Rice	42	1-10-KC 41	Fumble	2	Daniel Jones -> Ashton Dulin	48	3-1-IND 47	Touchdown
		4	Patrick Mahomes -> Rashee Rice	47	2-13-KC 3	Field Goal	3	Daniel Jones -> Alec Pierce	26	1-10-KC 46	Field Goal
		5	Patrick Mahomes -> Xavier Worthy	31	3-7-KC 24	Field Goal					
		5	Patrick Mahomes -> Rashee Rice	21	2-10-IND 45	Field Goal					
11/27	at DAL	1	**Patrick Mahomes -> Rashee Rice**	**27T**	1-10-DAL 27	Touchdown	4	Dak Prescott -> George Pickens	39	3-8-KC 45	Touchdown
		2	Patrick Mahomes -> Travis Kelce	22	1-10-KC 24	Punt	4	Dak Prescott -> CeeDee Lamb	51	1-10-DAL 10	Field Goal
		3	Patrick Mahomes -> Rashee Rice	28	2-9-KC 21	Touchdown					
		3	Patrick Mahomes -> Kareem Hunt	22	3-3-DAL 44	Touchdown					
		4	Patrick Mahomes -> Xavier Worthy	42	3-5-KC 38	Touchdown					
12/07	HOU	2	Patrick Mahomes -> Xavier Worthy	22	1-10-KC 41	Missed FG	1	C.J. Stroud -> Nico Collins	46	1-10-HOU 33	Field Goal
		3	Patrick Mahomes -> Hollywood Brown	35	1-10-KC 44	Touchdown	2	C.J. Stroud -> Nico Collins	53	2-7-HOU 40	Touchdown
		3	Patrick Mahomes -> Xavier Worthy	23	1-10-KC 15	Punt					
12/14	LAC	--	--	--	--	--	--	--	--	--	--
12/21	at TEN	--	--	--	--	--	--	--	--	--	--
12/25	DEN	--	--	--	--	--	--	--	--	--	--
01/04	at LV	--	--	--	--	--	--	--	--	--	--
TOTALS		**46 - 1,417 (30.8), 4 TDS**					**36 - 1,084 (30.1), 3 TDS**				

BIG PASS PLAYS (20+ YARDS)

2025 REGULAR SEASON - BIG PASS PLAYS (20+ YARDS)

DATE	OPPONENT	QTR	CHIEFS PLAYER	YDS.	DOWN	RESULT	QTR	OPP. PLAYER	YDS.	DOWN	RESULT
09/05	at LAC	2	Patrick Mahomes -> Tyquan Thornton	38	1-10-KC 29	Field Goal	1	Justin Herbert -> Quentin Johnston	33	2-4-LAC 38	Touchdown
		4	**Patrick Mahomes -> Travis Kelce**	**37T**	1-10-LAC 37	Touchdown	1	Justin Herbert -> Tyler Conklin	33	1-10-LAC 21	Field Goal
		4	Patrick Mahomes -> Hollywood Brown	49	4-7-KC 42	Field Goal	2	Justin Herbert -> Ladd McConkey	23	2-11-LAC 46	Field Goal
							4	**Justin Herbert -> Quentin Johnston**	**23T**	1-10-KC 23	Touchdown
09/14	PHI	3	Patrick Mahomes -> Travis Kelce	23	2-7-KC 33	Interception	4	Jalen Hurts -> DeVonta Smith	28	3-10-KC 31	Touchdown
		4	Patrick Mahomes -> Nikko Remigio	21	3-10-KC 40	Touchdown					
		4	**Patrick Mahomes -> Tyquan Thornton**	**49T**	1-20-PHI 49	Touchdown					
09/21	at NYG	2	Patrick Mahomes -> JuJu Smith-Schuster	27	1-10-KC 40	Field Goal	3	Russell Wilson -> Cam Skattebo	21	1-10-NYG 20	Field Goal
		4	Patrick Mahomes -> Tyquan Thornton	21	3-6-KC 27	Touchdown	4	Russell Wilson -> Wan'Dale Robinson	26	4-5-KC 30	Downs
		4	Patrick Mahomes -> Tyquan Thornton	33	3-10-NYG 34	Touchdown					
09/28	BAL	1	Patrick Mahomes -> Xavier Worthy	37	2-8-KC 18	Field Goal	1	Lamar Jackson -> Zay Flowers	21	1-10-KC 44	Touchdown
		3	Patrick Mahomes -> Xavier Worthy	28	1-10-BAL 43	Touchdown	3	Lamar Jackson -> Rashod Bateman	24	1-10-BAL 42	Field Goal
10/06	at JAX	1	Patrick Mahomes -> Tyquan Thornton	24	1-10-KC 22	Punt	1	Trevor Lawrence -> Brenton Strange	22	1-10-JAX 39	Fumble
		1	Patrick Mahomes -> Tyquan Thornton	32	3-9-JAX 38	Touchdown	1	Trevor Lawrence -> Brian Thomas Jr.	22	1-10-KC 29	Fumble
		2	Patrick Mahomes -> Tyquan Thornton	34	1-10-JAX 43	Touchdown	3	Trevor Lawrence -> Travis Hunter	44	1-10-JAX 28	Touchdown
		4	Patrick Mahomes -> Hollywood Brown	20	2-5-JAX 24	Touchdown	4	Trevor Lawrence -> Brian Thomas Jr.	33	3-7-JAX 43	Touchdown
10/12	DET	1	Patrick Mahomes -> JuJu Smith-Schuster	30	1-10-KC 46	Touchdown	1	Jared Goff -> Sam LaPorta	26	2-7-DET 32	Touchdown
		2	Patrick Mahomes -> Hollywood Brown	20	1-10-KC 31	Downs	2	**Jared Goff -> Jameson Williams**	**22T**	3-3-KC 22	Touchdown
							3	Jared Goff -> David Montgomery	23	1-10-DET 19	Touchdown
10/19	LV	1	Patrick Mahomes -> Travis Kelce	44	1-20-KC 16	Touchdown		NONE			
		1	Patrick Mahomes -> Noah Gray	28	2-5-LV 35	Touchdown					
		3	Patrick Mahomes -> Tyquan Thornton	39	1-10-KC 25	Field Goal					
10/27	WAS	1	Patrick Mahomes -> Xavier Worthy	27	2-9-KC 47	Interception	1	Marcus Mariota -> Jeremy McNichols	24	3-2-WAS 15	Downs
		2	Patrick Mahomes -> Travis Kelce	31	1-10-KC 47	Touchdown	2	Marcus Mariota -> John Bates	22	1-10-WAS 41	Downs
		3	Patrick Mahomes -> Travis Kelce	38	1-10-WAS 47	Touchdown	2	Marcus Mariota -> Ben Sinnott	22	2-10-WAS 34	Touchdown
		3	Patrick Mahomes -> JuJu Smith-Schuster	24	1-10-KC 35	Touchdown	3	Marcus Mariota -> Terry McLaurin	25	3-7-WAS 38	Punt
		4	Patrick Mahomes -> Rashee Rice	25	2-17-KC 19	Touchdown					
11/02	at BUF	1	Patrick Mahomes -> Rashee Rice	20	1-10-KC 47	Touchdown	1	**Josh Allen -> Dalton Kincaid**	**23T**	3-8-KC 23	Touchdown
		2	Patrick Mahomes -> Rashee Rice	24	2-16-KC 30	Field Goal	2	Josh Allen -> Dalton Kincaid	47	2-13-BUF 45	Touchdown
		2	Patrick Mahomes -> Travis Kelce	20	2-4-KC 39	Field Goal	2	Josh Allen -> Dawson Knox	30	1-10-KC 33	Touchdown
		2	Patrick Mahomes -> Hollywood Brown	40	1-10-BUF 41	Field Goal	3	Josh Allen -> Khalil Shakir	20	2-7-BUF 29	Touchdown
		3	Patrick Mahomes -> Travis Kelce	28	3-9-KC 12	Punt	3	Josh Allen -> Elijah Moore	28	2-8-KC 38	Touchdown
		3	Patrick Mahomes -> Hollywood Brown	33	3-10-KC 34	Touchdown					
		4	Patrick Mahomes -> Rashee Rice	29	4-17-BUF 40	Touchdown					
11/16	at DEN	3	Patrick Mahomes -> Tyquan Thornton	61	3-7-KC 28	Touchdown	1	Bo Nix -> Courtland Sutton	21	3-11-DEN 45	Field Goal
		4	**Patrick Mahomes -> Travis Kelce**	**21T**	3-6-DEN 21	Touchdown	3	Bo Nix -> Troy Franklin	35	3-8-DEN 25	Touchdown
							3	Bo Nix -> Pat Bryant	48	1-10-DEN 20	Field Goal
							4	Bo Nix -> Courtland Sutton	20	3-15-DEN 21	Field Goal
							4	Bo Nix -> Troy Franklin	32	2-8-KC 47	Field Goal
11/23	IND	3	Patrick Mahomes -> Rashee Rice	42	1-10-KC 41	Fumble	2	Daniel Jones -> Ashton Dulin	48	3-1-IND 47	Touchdown
		4	Patrick Mahomes -> Rashee Rice	47	2-13-KC 3	Field Goal	3	Daniel Jones -> Alec Pierce	26	1-10-KC 46	Field Goal
		5	Patrick Mahomes -> Xavier Worthy	31	3-7-KC 24	Field Goal					
		5	Patrick Mahomes -> Rashee Rice	21	2-10-IND 45	Field Goal					
11/27	at DAL	1	**Patrick Mahomes -> Rashee Rice**	**27T**	1-10-DAL 27	Touchdown	4	Dak Prescott -> George Pickens	39	3-8-KC 45	Touchdown
		2	Patrick Mahomes -> Travis Kelce	22	1-10-KC 24	Punt	4	Dak Prescott -> CeeDee Lamb	51	1-10-DAL 10	Field Goal
		3	Patrick Mahomes -> Rashee Rice	28	2-9-KC 21	Touchdown					
		3	Patrick Mahomes -> Kareem Hunt	22	3-3-DAL 44	Touchdown					
		4	Patrick Mahomes -> Xavier Worthy	42	3-5-KC 38	Touchdown					
12/07	HOU	2	Patrick Mahomes -> Xavier Worthy	22	1-10-KC 41	Missed FG	1	C.J. Stroud -> Nico Collins	46	1-10-HOU 33	Field Goal
		3	Patrick Mahomes -> Hollywood Brown	35	1-10-KC 44	Touchdown	2	C.J. Stroud -> Nico Collins	53	2-7-HOU 40	Touchdown
		3	Patrick Mahomes -> Xavier Worthy	23	1-10-KC 15	Punt					
12/14	LAC	--	--	--	--	--	--	--	--	--	--
12/21	at TEN	--	--	--	--	--	--	--	--	--	--
12/25	DEN	--	--	--	--	--	--	--	--	--	--
01/04	at LV	--	--	--	--	--	--	--	--	--	--
TOTALS		**46 - 1,417 (30.8), 4 TDS**					**36 - 1,084 (30.1), 3 TDS**				

ADVANCES CHART

2025 REGULAR SEASON CHIEFS ADVANCES					
DATE	OPPONENT	RUSHES	COMPLETIONS	ADVANCES	OUTCOME
09/05	at L.A. Chargers	17	24	41	L 27-21
09/14	Philadelphia	26	16	42	L 20-17
09/21	at N.Y. Giants	28	22	50	W 22-9
09/28	Baltimore	32	25	57	W 37-20
10/06	at Jacksonville	22	29	51	L 31-28
10/12	Detroit	29	22	51	W 30-17
10/19	Las Vegas	41	26	67	W 31-0
10/27	Washington	30	25	55	W 28-7
11/02	at Buffalo	20	15	35	L 28-21
11/16	at Denver	14	29	43	L 22-19
11/23	Indianapolis	41	29	70	W 23-20 OT
11/27	at Dallas	23	23	46	L 31-28
12/07	Houston	29	14	43	L 20-10
12/14	L.A. Chargers	--	--	--	--
12/21	at Tennessee	--	--	--	--
12/25	Denver	--	--	--	--
01/04	at Las Vegas	--	--	--	--
TOTALS		352	299	651	

2025 REGULAR SEASON OPPONENT ADVANCES					
DATE	OPPONENT	RUSHES	COMPLETIONS	ADVANCES	OUTCOME
09/05	at L.A. Chargers	25	25	50	L 27-21
09/14	Philadelphia	34	15	49	L 20-17
09/21	at N.Y. Giants	27	18	45	W 22-9
09/28	Baltimore	17	23	40	W 37-20
10/06	at Jacksonville	26	18	44	L 31-28
10/12	Detroit	23	23	46	W 30-17
10/19	Las Vegas	11	12	23	W 31-0
10/27	Washington	20	21	41	W 28-7
11/02	at Buffalo	35	23	58	L 28-21
11/16	at Denver	21	24	45	L 22-19
11/23	Indianapolis	19	19	38	W 23-20 OT
11/27	at Dallas	26	27	53	L 31-28
12/07	Houston	31	15	46	L 20-10
12/14	L.A. Chargers	--	--	--	--
12/21	at Tennessee	--	--	--	--
12/25	Denver	--	--	--	--
01/04	at Las Vegas	--	--	--	--
TOTALS		315	263	578	

CHIEFS RECORD WHEN:	
Having 45 or more advances	6 - 2
Having 50 or more advances	6 - 1
Having less than 45 advances	0 - 5
Having less than 50 advances	0 - 6
Allowing 45 or more advances	2 - 6
Allowing 50 or more advances	0 - 3
Allowing less than 45 advances	4 - 1
Allowing less than 50 advances	6 - 4

NOTE: Advances equal to all rushing attempts plus completions.

SCORING DRIVES

CHIEFS 2025 REGULAR SEASON SCORING DRIVES

DATE	OPPONENT	ACQUIRED	DRIVE START	PLAYS	YARDS	Q	TIME	FIRST DOWNS	SCORING PLAY	KC	OPP
09/05	at L.A. Chargers	Kickoff	KC 34	16	49	Q2	8:57	4	H. Butker: 35-yard FG	3	10
		Kickoff	KC 29	5	31	Q2	0:45	1	H. Butker: 59-yard FG	6	13
		Punt	KC 20	11	80	Q3	5:53	6	P. Mahomes: 11-yard run	12	13
		Kickoff	KC 35	7	65	Q3	3:28	3	Q4: T. Kelce: 37-yard pass from P. Mahomes	18	20
		Kickoff	KC 28	10	63	Q4	2:28	2	H. Butker: 27-yard FG	21	27
09/14	Philadelphia	Kickoff	KC 31	8	31	Q1	4:04	2	Q2: H. Butker: 56-yard FG	3	7
		Punt	KC 31	10	69	Q2	5:37	5	P. Mahomes: 13-yard run	10	7
		Punt	KC 28	6	72	Q4	1:24	3	T. Thornton: 49-yard pass from P. Mahomes	17	20
09/21	at N.Y. Giants	Downs	KC 28	12	36	Q1	5:21	3	H. Butker: 54-yard FG	3	0
		Punt	KC 19	9	51	Q1	5:23	4	Q2: H. Butker: 48-yard FG	6	0
		Interception	KC 20	7	69	Q2	0:49	3	H. Butker: 28-yard FG	9	6
		Kickoff	KC 26	11	74	Q3	6:38	5	T. Thornton: 5-yard pass from P. Mahomes	16	6
		Kickoff	KC 23	9	77	Q4	4:09	4	K. Hunt: 1-yard run	22	9
09/28	Baltimore	Kickoff	KC 32	9	48	Q1	3:55	3	H. Butker: 38-yard FG	3	7
		Interception	KC 16	14	79	Q1	6:44	4	Q2: H. Butker: 23-yard FG	6	7
		Punt	KC 44	5	56	Q2	2:46	3	J. Smith-Schuster: 4-yard pass from P. Mahomes	13	7
		Downs	BAL 40	6	40	Q2	1:16	3	I. Pacheco: 8-yard pass from P. Mahomes	20	7
		Kickoff	KC 35	6	65	Q3	3:09	4	T. Thornton: 11-yard pass from P. Mahomes	27	10
		Kickoff	KC 49	10	39	Q3	6:16	3	H. Butker: 31-yard FG	30	13
		Downs	BAL 24	4	24	Q4	1:06	1	H. Brown: 15-yard pass from P. Mahomes	37	13
10/06	at Jacksonville	Punt	KC 28	9	72	Q1	4:27	4	T. Kelce: 2-yard pass from P. Mahomes	7	0
		Fumble	KC 3	5	97	Q2	2:52	4	P. Mahomes: 9-yard run	14	0
		Interception	JAX 19	2	19	Q4	0:43	2	K. Hunt: 5-yard run	21	21
		Kickoff	KC 14	12	86	Q4	6:23	6	K. Hunt: 2-yard run	28	24
10/12	Detroit	Kickoff	KC 30	8	70	Q1	4:10	4	X. Worthy: 6-yard pass from P. Mahomes	6	3
		Downs	KC 45	8	55	Q2	2:05	5	P. Mahomes: 1-yard run	13	10
		Kickoff	KC 19	8	81	Q3	3:42	6	H. Brown: 9-yard pass from P. Mahomes	20	10
		Kickoff	KC 31	9	69	Q4	4:44	5	H. Brown: 3-yard pass from P. Mahomes	27	17
		Punt	DET 49	10	34	Q4	4:46	2	H. Butker: 33-yard FG	30	17
10/19	Las Vegas	Punt	KC 8	9	92	Q1	5:46	5	R. Rice: 2-yard pass from P. Mahomes	7	0
		Punt	KC 16	17	84	Q1	8:40	7	Q2: H. Brown: 8-yard pass from P. Mahomes	14	0
		Punt	KC 6	16	94	Q2	6:22	9	R. Rice: 3-yard pass from P. Mahomes	21	0
		Kickoff	KC 35	11	65	Q3	6:00	5	I. Pacheco: 7-yard run	28	0
		Punt	KC 14	9	66	Q3	4:26	3	H. Butker: 38-yard FG	31	0
10/27	Washington	Downs	KC 28	9	72	Q2	4:39	4	K. Hunt: 1-yard run	7	0
		Kickoff	KC 20	8	80	Q3	4:48	4	K. Hunt: 2-yard pass from P. Mahomes	14	7
		Punt	KC 25	8	75	Q3	4:45	5	T. Kelce: 10-yard pass from P. Mahomes	21	7
		Punt	KC 6	13	94	Q4	7:02	6	R. Rice: 18-yard pass from P. Mahomes	28	7
11/02	at Buffalo	Downs	KC 47	7	53	Q1	4:21	5	Q2: R. Rice: 3-yard run	7	7
		Punt	KC 36	7	36	Q2	3:20	2	H. Butker: 46-yard FG	10	7
		Kickoff	KC 33	7	66	Q2	1:30	2	H. Butker: 19-yard FG	13	21
		Kickoff	KC 34	11	66	Q3	5:02	3	Q4: K. Hunt: 2-yard run	21	28
11/16	at Denver	Kickoff	KC 29	9	59	Q1	4:04	3	H. Butker: 31-yard FG	3	6
		Punt	KC 11	16	77	Q2	9:32	5	H. Butker: 31-yard FG	6	6
		Kickoff	KC 25	6	75	Q3	3:14	2	K. Hunt: 2-yard run	13	13
		Kickoff	KC 27	6	73	Q4	2:53	3	T. Kelce: 21-yard pass from P. Mahomes	19	16
11/23	Indianapolis	Kickoff	KC 26	17	64	Q1	8:20	6	Q2: H. Butker: 28-yard FG	3	7
		Kickoff	KC 22	13	48	Q2	8:12	4	H. Butker: 48-yard FG	6	14
		Punt	KC 15	10	81	Q2	1:34	6	H. Butker: 22-yard FG	9	14
		Punt	KC 44	11	56	Q4	5:09	5	K. Hunt: 2-yard run	17	20
		Punt	KC 6	15	87	Q4	4:43	4	H. Butker: 25-yard FG	20	20
		Punt	KC 10	12	81	OT	5:56	4	H. Butker: 27-yard FG	23	20
11/27	at Dallas	Interception	DAL 37	2	37	Q1	0:36	2	R. Rice: 27-yard pass from P. Mahomes	7	0
		Kickoff	KC 28	12	72	Q1	6:49	5	T. Kelce: 2-yard pass from P. Mahomes	14	7
		Kickoff	KC 20	11	80	Q3	4:18	4	Q4: R. Rice: 3-yard pass from P. Mahomes	21	20
		Kickoff	KC 33	7	67	Q4	1:49	3	H. Brown: 10-yard pass from P. Mahomes	28	31
12/07	Houston	Punt	KC 44	8	56	Q3	4:08	3	K. Hunt: 2-yard run	7	10
		Punt	HOU 48	7	30	Q3	2:45	1	H. Butker: 36-yard FG	10	10
12/14		--	--	--	--	--	--	--	--	--	--
12/21		--	--	--	--	--	--	--	--	--	--
12/25		--	--	--	--	--	--	--	--	--	--
01/04		--	--	--	--	--	--	--	--	--	--
	AVG			**9.3**	**63.6**		**4:23**	**3.9**			
	TOTALS			**540**	**3,687**		**254:43**	**224**			

SCORING DRIVES

CHIEFS 2025 REGULAR SEASON SCORING DRIVES

DATE	OPPONENT	ACQUIRED	DRIVE START	PLAYS	YARDS	Q	TIME	FIRST DOWNS	SCORING PLAY	KC	OPP
09/05	at L.A. Chargers	Kickoff	KC 34	16	49	Q2	8:57	4	H. Butker: 35-yard FG	3	10
		Kickoff	KC 29	5	31	Q2	0:45	1	H. Butker: 59-yard FG	6	13
		Punt	KC 20	11	80	Q3	5:53	6	P. Mahomes: 11-yard run	12	13
		Kickoff	KC 35	7	65	Q3	3:28	3	Q4: T. Kelce: 37-yard pass from P. Mahomes	18	20
		Kickoff	KC 28	10	63	Q4	2:28	2	H. Butker: 27-yard FG	21	27
09/14	Philadelphia	Kickoff	KC 31	8	31	Q1	4:04	2	Q2: H. Butker: 56-yard FG	3	7
		Punt	KC 31	10	69	Q2	5:37	5	P. Mahomes: 13-yard run	10	7
		Punt	KC 28	6	72	Q4	1:24	3	T. Thornton: 49-yard pass from P. Mahomes	17	20
09/21	at N.Y. Giants	Downs	KC 28	12	36	Q1	5:21	3	H. Butker: 54-yard FG	3	0
		Punt	KC 19	9	51	Q1	5:23	4	Q2: H. Butker: 48-yard FG	6	0
		Interception	KC 20	7	69	Q2	0:49	3	H. Butker: 28-yard FG	9	6
		Kickoff	KC 26	11	74	Q3	6:38	5	T. Thornton: 5-yard pass from P. Mahomes	16	6
		Kickoff	KC 23	9	77	Q4	4:09	4	K. Hunt: 1-yard run	22	9
09/28	Baltimore	Kickoff	KC 32	9	48	Q1	3:55	3	H. Butker: 38-yard FG	3	7
		Interception	KC 16	14	79	Q1	6:44	4	Q2: H. Butker: 23-yard FG	6	7
		Punt	KC 44	5	56	Q2	2:46	3	J. Smith-Schuster: 4-yard pass from P. Mahomes	13	7
		Downs	BAL 40	6	40	Q2	1:16	3	I. Pacheco: 8-yard pass from P. Mahomes	20	7
		Kickoff	KC 35	6	65	Q3	3:09	4	T. Thornton: 11-yard pass from P. Mahomes	27	10
		Kickoff	KC 49	10	39	Q3	6:16	3	H. Butker: 31-yard FG	30	13
		Downs	BAL 24	4	24	Q4	1:06	1	H. Brown: 15-yard pass from P. Mahomes	37	13
10/06	at Jacksonville	Punt	KC 28	9	72	Q1	4:27	4	T. Kelce: 2-yard pass from P. Mahomes	7	0
		Fumble	KC 3	5	97	Q2	2:52	4	P. Mahomes: 9-yard run	14	0
		Interception	JAX 19	2	19	Q4	0:43	2	K. Hunt: 5-yard run	21	21
		Kickoff	KC 14	12	86	Q4	6:23	6	K. Hunt: 2-yard run	28	24
10/12	Detroit	Kickoff	KC 30	8	70	Q1	4:10	4	X. Worthy: 6-yard pass from P. Mahomes	6	3
		Downs	KC 45	8	55	Q2	2:05	5	P. Mahomes: 1-yard run	13	10
		Kickoff	KC 19	8	81	Q3	3:42	6	H. Brown: 9-yard pass from P. Mahomes	20	10
		Kickoff	KC 31	9	69	Q4	4:44	5	H. Brown: 3-yard pass from P. Mahomes	27	17
		Punt	DET 49	10	34	Q4	4:46	2	H. Butker: 33-yard FG	30	17
10/19	Las Vegas	Punt	KC 8	9	92	Q1	5:46	5	R. Rice: 2-yard pass from P. Mahomes	7	0
		Punt	KC 16	17	84	Q1	8:40	7	Q2: H. Brown: 8-yard pass from P. Mahomes	14	0
		Punt	KC 6	16	94	Q2	6:22	9	R. Rice: 3-yard pass from P. Mahomes	21	0
		Kickoff	KC 35	11	65	Q3	6:00	5	I. Pacheco: 7-yard run	28	0
		Punt	KC 14	9	66	Q3	4:26	3	H. Butker: 38-yard FG	31	0
10/27	Washington	Downs	KC 28	9	72	Q2	4:39	4	K. Hunt: 1-yard run	7	0
		Kickoff	KC 20	8	80	Q3	4:48	4	K. Hunt: 2-yard pass from P. Mahomes	14	7
		Punt	KC 25	8	75	Q3	4:45	5	T. Kelce: 10-yard pass from P. Mahomes	21	7
		Punt	KC 6	13	94	Q4	7:02	6	R. Rice: 18-yard pass from P. Mahomes	28	7
11/02	at Buffalo	Downs	KC 47	7	53	Q1	4:21	5	Q2: R. Rice: 3-yard run	7	7
		Punt	KC 36	7	36	Q2	3:20	2	H. Butker: 46-yard FG	10	7
		Kickoff	KC 33	7	66	Q2	1:30	2	H. Butker: 19-yard FG	13	21
		Kickoff	KC 34	11	66	Q3	5:02	3	Q4: K. Hunt: 2-yard run	21	28
11/16	at Denver	Kickoff	KC 29	9	59	Q1	4:04	3	H. Butker: 31-yard FG	3	6
		Punt	KC 11	16	77	Q2	9:32	5	H. Butker: 31-yard FG	6	6
		Kickoff	KC 25	6	75	Q3	3:14	2	K. Hunt: 2-yard run	13	13
		Kickoff	KC 27	6	73	Q4	2:53	3	T. Kelce: 21-yard pass from P. Mahomes	19	16
11/23	Indianapolis	Kickoff	KC 26	17	64	Q1	8:20	6	Q2: H. Butker: 28-yard FG	3	7
		Kickoff	KC 22	13	48	Q2	8:12	4	H. Butker: 48-yard FG	6	14
		Punt	KC 15	10	81	Q2	1:34	6	H. Butker: 22-yard FG	9	14
		Punt	KC 44	11	56	Q4	5:09	5	K. Hunt: 2-yard run	17	20
		Punt	KC 6	15	87	Q4	4:43	4	H. Butker: 25-yard FG	20	20
		Punt	KC 10	12	81	OT	5:56	4	H. Butker: 27-yard FG	23	20
11/27	at Dallas	Interception	DAL 37	2	37	Q1	0:36	2	R. Rice: 27-yard pass from P. Mahomes	7	0
		Kickoff	KC 28	12	72	Q1	6:49	5	T. Kelce: 2-yard pass from P. Mahomes	14	7
		Kickoff	KC 20	11	80	Q3	4:18	4	Q4: R. Rice: 3-yard pass from P. Mahomes	21	20
		Kickoff	KC 33	7	67	Q4	1:49	3	H. Brown: 10-yard pass from P. Mahomes	28	31
12/07	Houston	Punt	KC 44	8	56	Q3	4:08	3	K. Hunt: 2-yard run	7	10
		Punt	HOU 48	7	30	Q3	2:45	1	H. Butker: 36-yard FG	10	10
12/14		--	--	--	--	--	--	--	--	--	--
12/21		--	--	--	--	--	--	--	--	--	--
12/25		--	--	--	--	--	--	--	--	--	--
01/04		--	--	--	--	--	--	--	--	--	--
	AVG			**9.3**	**63.6**		**4:23**	**3.9**			
	TOTALS			**540**	**3,687**		**254:43**	**224**			

OPPONENTS SCORING DRIVES

CHIEFS OPPONENTS 2025 REGULAR SEASON SCORING DRIVES

DATE	OPPONENT	ACQUIRED	DRIVE START	PLAYS	YARDS	Q	TIME	FIRST DOWNS	SCORING PLAY	KC	OPP
09/05	at L.A. Chargers	Punt	LAC 32	7	68	Q1	4:15	3	Q. Johnston: 5-yard pass from J. Herbert	0	7
		Punt	LAC 21	9	58	Q1	4:40	4	Q2: C. Dicker: 39-yard FG	0	10
		Kickoff	LAC 35	12	47	Q2	4:05	3	C. Dicker: 36-yard FG	3	13
		Kickoff	LAC 26	12	74	Q3	7:33	5	K. Allen: 11-yard pass from J. Herbert	12	20
		Kickoff	LAC 26	11	74	Q4	7:02	5	Q. Johnston: 23-yard pass from J. Herbert	18	27
09/14	Philadelphia	Missed FG	PHI 48	8	52	Q1	4:08	4	S. Barkley: 13-yard run	0	7
		Kickoff	PHI 23	9	38	Q2	2:44	3	J. Elliott: 58-yard FG	10	10
		Downs	KC 35	4	2	Q3	1:28	0	J. Elliott: 51-yard FG	10	13
		Interception	PHI 41	10	59	Q4	5:08	4	J. Hurts: 1-yard run	10	20
09/21	at N.Y. Giants	Missed FG	NYG 30	8	70	Q2	3:40	5	C. Skattebo: 13-yard run	6	6
		Punt	NYG 20	12	73	Q3	5:57	5	Q4: G. Gano: 25-yard FG	16	9
09/28	Baltimore	Kickoff	BAL 30	9	70	Q1	5:25	5	J. Hill: 11-yard pass from L. Jackson	0	7
		Missed FG	BAL 47	5	29	Q2	0:26	2	T. Loop: 43-yard FG	20	10
		Kickoff	BAL 30	8	56	Q3	4:29	3	T. Loop: 32-yard FG	27	13
		Punt	BAL 14	3	86	Q4	1:33	2	J. Hill: 71-yard run	37	20
10/06	at Jacksonville	Kickoff	JAX 30	13	70	Q2	8:06	6	P. Washington: 3-yard pass from T. Lawrence	14	7
		Punt	JAX 13	7	87	Q3	4:35	5	T. Lawrence: 10-yard run	14	14
		Kickoff	JAX 41	8	25	Q4	4:12	2	C. Little: 52-yard FG	21	24
		Kickoff	JAX 40	7	60	Q4	1:22	4	T. Lawrence: 1-yard run	28	31
10/12	Detroit	Kickoff	DET 29	15	61	Q1	9:39	5	J. Bates: 28-yard FG	0	3
		Kickoff	DET 29	6	71	Q1	3:22	3	Q2: J. Williams: 22-yard pass from J. Goff	6	10
		Punt	DET 19	8	81	Q3	4:20	6	Q4: S. LaPorta: 4-yard pass from J. Goff	20	17
10/27	Washington	Kickoff	WAS 34	10	66	Q2	4:48	4	T. McLaurin: 11-yard pass from M. Mariota	7	7
11/02	at Buffalo	Kickoff	BUF 16	11	84	Q1	7:00	5	D. Kincaid: 23-yard pass from J. Allen	0	7
		Kickoff	BUF 30	5	70	Q2	2:48	3	T. Johnson: 3-yard run	10	14
		Downs	BUF 40	7	60	Q2	2:39	4	J. Allen: 1-yard run	10	21
		Punt	BUF 26	8	74	Q3	3:57	4	J. Allen: 1-yard run	13	28
11/16	at Denver	Kickoff	DEN 35	14	54	Q1	7:24	4	W. Lutz: 29-yard FG	0	3
		Punt	KC 11	4	5	Q1	1:28	0	W. Lutz: 24-yard FG	0	6
		Interception	DEN 11	11	89	Q3	6:01	5	J. McLaughlin: 4-yard run	6	13
		Kickoff	DEN 20	8	60	Q3	2:59	2	Q4: W. Lutz: 38-yard FG	13	16
		Punt	DEN 45	6	19	Q4	2:20	1	W. Lutz: 54-yard FG	19	19
		Punt	DEN 26	10	58	Q4	2:59	3	W. Lutz: 35-yard FG	19	22
11/23	Indianapolis	Interception	KC 3	2	3	Q1	0:43	1	M. Pittman Jr.: 6-yard pass from D. Jones	0	7
		Kickoff	IND 25	8	75	Q2	4:20	3	D. Ogletree: 4-yard pass from D. Jones	3	14
		Punt	IND 37	8	49	Q3	4:03	2	M. Badgley: 32-yard FG	9	17
		Punt	IND 26	11	69	Q3	4:49	3	M. Badgley: 23-yard FG	9	20
11/27	at Dallas	Kickoff	DAL 25	12	75	Q1	6:14	5	C. Lamb: 15-yard pass from D. Prescott	7	7
		Kickoff	DAL 16	10	53	Q1	4:39	3	Q2: B. Aubrey: 49-yard FG	14	10
		Punt	DAL 15	8	85	Q2	2:53	3	M. Davis: 43-yard run	14	17
		Punt	DAL 4	7	78	Q3	2:56	3	B. Aubrey: 36-yard FG	14	20
		Kickoff	DAL 32	8	68	Q4	3:36	4	J. Williams: 3-yard pass from D. Prescott	21	28
		Punt	DAL 10	8	82	Q4	4:10	2	B. Aubrey: 26-yard FG	21	31
12/07	Houston	Punt	HOU 33	5	51	Q1	2:27	1	K. Fairbairn: 35-yard FG	0	3
		Punt	HOU 10	10	90	Q2	5:30	4	W. Marks: 9-yard pass from C. Stroud	0	10
		Downs	KC 31	6	31	Q4	3:22	3	D. Ogunbowale: 5-yard run	10	17
		Interception	KC 26	7	16	Q4	3:02	1	K. Fairbairn: 28-yard FG	10	20
12/14		--	--	--	--	--	--	--	--	--	--
12/21		--	--	--	--	--	--	--	--	--	--
12/25		--	--	--	--	--	--	--	--	--	--
01/04		--	--	--	--	--	--	--	--	--	--
	AVG			**8.4**	**59.0**		**4:09**	**3.3**			
	TOTALS			**395**	**2,775**		**195:16**	**157**			

THE LAST TIME

2025 Regular Season (As of December 9, 2025)					
PASSING					
500 YARDS PASSING					
KC	11/5/2000	@ Oakland	504 yards	Elvis Grbac	
Opp	12/6/1990	@ Houston Oilers	527 yards	Warren Moon	
40+ PASS ATTEMPTS					
KC	11/23/2025	vs. Indianapolis	46 att.	Patrick Mahomes	
Opp	11/17/2024	@ Buffalo	40 att.	Josh Allen	
50+ PASS ATTEMPTS					
KC	11/6/2022	vs. Tennessee	68 att.	Patrick Mahomes	
Opp	10/2/2022	@ Tampa Bay	52 att.	Tom Brady	
400 YARDS PASSING					
KC	10/22/2023	vs. L.A. Chargers	424 yards	Patrick Mahomes	
Opp	1/2/2022	@ Cincinnati	446 yards	Joe Burrow	
300 YARDS PASSING					
KC	11/23/2025	vs. Indianapolis	352 yards	Patrick Mahomes	
Opp	11/27/2025	@ Dallas	320 yards	Dak Prescott	
SIX TOUCHDOWN PASSES					
KC	11/19/2018	@ L.A. Rams	6 tds	Patrick Mahomes: (25, 21, 8, 4, 73, 10)	
Opp	* Never Has Happened *				
SEVEN TOUCHDOWN PASSES					
KC	* Never Has Happened *				
Opp	* Never Has Happened *				
FIVE TOUCHDOWN PASSES					
KC	9/11/2022	@ Arizona	5 tds	Patrick Mahomes: (9, 3, 4, 1, 2)	
Opp	10/8/2017	@ Houston	5 tds	Deshaun Watson: (6, 9, 48, 34, 1)	
FOUR TOUCHDOWN PASSES					
KC	11/27/2025	@ Dallas	4 tds	Patrick Mahomes: (27, 2, 3, 10)	
Opp	1/5/2025	@ Denver	4 tds	Bo Nix: (32, 10, 3, 7)	
THREE TOUCHDOWN PASSES					
KC	11/27/2025	@ Dallas	4 tds	Patrick Mahomes: (27, 2, 3, 10)	
Opp	9/5/2025	@ L.A. Chargers	3 tds	Justin Herbert: (5, 11, 23)	
SEVEN+ INTERCEPTIONS THROWN					
KC	* Never Has Happened *				
Opp	* Never Has Happened *				
SIX INTERCEPTIONS THROWN					
KC	* Never Has Happened *				
Opp	9/25/2016	vs. N.Y. Jets	6 ints	Ryan Fitzpatrick	
FIVE INTERCEPTIONS THROWN					
KC	* Never Has Happened *				
Opp	* Never Has Happened *				
FOUR INTERCEPTIONS THROWN					
KC	12/13/2009	vs. Buffalo	4 ints	Matt Cassel	
Opp	11/18/2019	@ L.A. Chargers	4 ints	Philip Rivers	
THREE INTERCEPTIONS THROWN					
KC	12/7/2025	vs. Houston	3 ints	Patrick Mahomes	
Opp	12/15/2024	@ Cleveland	3 ints	Jameis Winston	
TWO INTERCEPTIONS THROWN					
KC	12/7/2025	vs. Houston	3 ints	Patrick Mahomes	
Opp	10/27/2025	vs. Washington	2 ints	Marcus Mariota	
RUSHING					
300 YARDS RUSHING					
KC	* Never Has Happened *				
Opp	* Never Has Happened *				
200 YARDS RUSHING					
KC	12/23/2012	vs. Indianapolis	226 yards	Jamaal Charles	
Opp	12/20/2009	vs. Cleveland	286 yards	Jerome Harrison	

THE LAST TIME

150-199 YARDS RUSHING					
KC	10/19/2020	@ Buffalo	161 yards	Clyde Edwards-Helaire	
Opp	10/10/2022	vs. Las Vegas	154 yards	Josh Jacobs	
100 YARDS RUSHING					
KC	11/23/2025	vs. Indianapolis	104 yards	Kareem Hunt	
Opp	11/2/2025	@ Buffalo	114 yards	James Cook III	
100-149 YARDS RUSHING					
KC	11/23/2025	vs. Indianapolis	104 yards	Kareem Hunt	
Opp	11/2/2025	@ Buffalo	114 yards	James Cook III	
FIVE TOUCHDOWNS RUSHING					
KC	* Never Has Happened *				
Opp	12/7/2003	@ Denver	5 tds	Clinton Portis: (11, 1, 59, 28, 53)	
FOUR TOUCHDOWNS RUSHING					
KC	10/24/2004	vs. Atlanta	4 tds 4 tds	Derrick Blaylock: (7, 1, 3, 2) Priest Holmes: (15, 2, 2, 1)	
Opp	12/7/2003	@ Denver	5 tds	Clinton Portis: (11, 1, 59, 28, 53)	
THREE TOUCHDOWNS RUSHING					
KC	9/28/2015	@ Green Bay	3 tds	Jamaal Charles: (9, 4, 7)	
Opp	9/22/2019	vs. Baltimore	3 tds	Mark Ingram II: (2, 19, 1)	
TWO TOUCHDOWNS RUSHING					
KC	10/6/2025	@ Jacksonville	2 tds	Kareem Hunt: (5, 2)	
Opp	11/2/2025	@ Buffalo	2 tds	Josh Allen: (1, 1)	
TWO PLAYERS WITH TWO TD RUSHING					
KC	10/24/2004	vs. Atlanta		Derrick Blaylock: (7, 1, 3, 2) Priest Holmes: (15, 2, 2, 1)	
Opp	* Never Has Happened *				
150 YARDS RUSHING					
KC	10/19/2020	@ Buffalo	161 yards	Clyde Edwards-Helaire	
Opp	10/10/2022	vs. Las Vegas	154 yards	Josh Jacobs	
30+ RUSHING ATTEMPTS					
KC	11/23/2025	vs. Indianapolis	30 att.	Kareem Hunt	
Opp	10/15/2017	vs. Pittsburgh	32 att.	Le'Veon Bell	
50-74 YARD RUSHING					
KC	12/7/2025	vs. Houston	59 yards	Patrick Mahomes	
Opp	12/7/2025	vs. Houston	68 yards	Woody Marks	
75+ YARD RUSHING					
KC	11/23/2025	vs. Indianapolis	104 yards	Kareem Hunt	
Opp	11/2/2025	@ Buffalo	114 yards	James Cook III	
30-39 RUSHING ATTEMPTS					
KC	11/23/2025	vs. Indianapolis	30 att.	Kareem Hunt	
Opp	10/15/2017	vs. Pittsburgh	32 att.	Le'Veon Bell	
40+ RUSHING ATTEMPTS					
KC	* Never Has Happened *				
Opp	* Never Has Happened *				
400 YARDS RUSHING (TEAM)					
KC	* Never Has Happened *				
Opp	* Never Has Happened *				
300 YARDS RUSHING (TEAM)					
KC	12/23/2012	vs. Indianapolis	352 yards		Indianapolis 20, Kansas City 13
Opp	12/20/2009	vs. Cleveland	351 yards		Cleveland 41, Kansas City 34
200 YARDS RUSHING (TEAM)					
KC	10/1/2023	@ N.Y. Jets	204 yards		Kansas City 23, N.Y. Jets 20
Opp	12/25/2024	@ Pittsburgh	202 yards		Kansas City 29, Pittsburgh 10
200-299 YARDS RUSHING (TEAM)					
KC	10/1/2023	@ N.Y. Jets	204 yards		Kansas City 23, N.Y. Jets 20

Opp	12/25/2024	@ Pittsburgh	202 yards		Kansas City 29, Pittsburgh 10
200+ YARDS RUSHING (TEAM)					
KC	10/1/2023	@ N.Y. Jets	204 yards		Kansas City 23, N.Y. Jets 20
Opp	12/25/2024	@ Pittsburgh	202 yards		Kansas City 29, Pittsburgh 10
300+ YARDS RUSHING (TEAM)					
KC	12/23/2012	vs. Indianapolis	352 yards		Indianapolis 20, Kansas City 13
Opp	12/20/2009	vs. Cleveland	351 yards		Cleveland 41, Kansas City 34
RECEIVING					
TWO 100-YARD RECEIVERS					
KC	10/23/2022	@ San Francisco	124 yards 111 yards	JuJu Smith-Schuster Marquez Valdes-Scantling	
Opp	9/16/2018	@ Pittsburgh	138 yards 121 yards	Jesse James JuJu Smith-Schuster	
200 YARDS RECEIVING					
KC	9/17/1990	@ Denver	206 yards	Stephon Paige	
Opp	1/2/2022	@ Cincinnati	266 yards	Ja'Marr Chase	
100 YARDS RECEIVING					
KC	11/23/2025	vs. Indianapolis	141 yards	Rashee Rice	
Opp	12/7/2025	vs. Houston	121 yards	Nico Collins	
FOUR TOUCHDOWN RECEPTIONS					
KC	10/10/2022	vs. Las Vegas	4 tds	Travis Kelce: (1, 4, 8, 1)	
Opp	12/1/2013	vs. Denver	4 tds	Eric Decker: (41, 37, 15, 1)	
FIVE TOUCHDOWN RECEPTIONS					
KC	* Never Has Happened *				
Opp	* Never Has Happened *				
THREE TOUCHDOWN RECEPTIONS					
KC	11/20/2022	@ L.A. Chargers	3 tds	Travis Kelce: (4, 32, 17)	
Opp	12/11/2022	@ Denver	3 tds	Jerry Jeudy: (18, 5, 7)	
TWO TOUCHDOWN RECEPTIONS					
KC	11/27/2025	@ Dallas	2 tds	Rashee Rice: (27, 3)	
Opp	9/5/2025	@ L.A. Chargers	2 tds	Quentin Johnston: (5, 23)	
TWO PLAYERS WITH TWO TD RECEPTIONS					
KC	11/19/2018	@ L.A. Rams		Chris Conley: (8, 10) Tyreek Hill: (25, 73)	
Opp	10/8/2017	@ Houston		DeAndre Hopkins: (6, 34, 1) Will Fuller V: (9, 48)	
150 YARDS RECEIVING					
KC	10/22/2023	vs. L.A. Chargers	179 yards	Travis Kelce	
Opp	1/2/2022	@ Cincinnati	266 yards	Ja'Marr Chase	
10 OR MORE RECEPTIONS					
KC	9/5/2025	@ L.A. Chargers	10	Hollywood Brown	
Opp	12/15/2024	@ Cleveland	11	Jerry Jeudy	
100-149 YARDS RECEIVING					
KC	11/23/2025	vs. Indianapolis	141 yards	Rashee Rice	
Opp	12/7/2025	vs. Houston	121 yards	Nico Collins	
150-199 YARDS RECEIVING					
KC	10/22/2023	vs. L.A. Chargers	179 yards	Travis Kelce	
Opp	10/27/2019	vs. Green Bay	159 yards	Aaron Jones	
200-299 YARDS RECEIVING					
KC	11/29/2020	@ Tampa Bay	269 yards	Tyreek Hill	
Opp	1/2/2022	@ Cincinnati	266 yards	Ja'Marr Chase	
300+ YARDS RECEIVING					
KC	* Never Has Happened *				
Opp	* Never Has Happened *				
COMBINED YARDS					
100-YARD RUSHER AND 300-YARD PASSER					

KC	11/23/2025	vs. Indianapolis	104 yards 352 yards	Kareem Hunt Patrick Mahomes	
Opp	10/14/2018	@ New England	106 yards 340 yards	Sony Michel Tom Brady	
100-YARD RECEIVER AND 300-YARD PASSER					
KC	11/23/2025	vs. Indianapolis	141 yards 352 yards	Rashee Rice Patrick Mahomes	
Opp	11/27/2025	@ Dallas	112 yards 320 yards	CeeDee Lamb Dak Prescott	
100-YARD RUSHER AND 100-YARD RECEIVER					
KC	11/23/2025	vs. Indianapolis	104 yards 141 yards	Kareem Hunt Rashee Rice	
Opp	11/2/2025	@ Buffalo	114 yards 101 yards	James Cook III Dalton Kincaid	
100-YARD RUSHER, 300-YARD PASSER, 100-YARD RECEIVER					
KC	11/23/2025	vs. Indianapolis	104 yards 352 yards 141 yards	Kareem Hunt Patrick Mahomes Rashee Rice	
Opp	12/1/2013	vs. Denver	117 yards 403 yards 174 yards	Montee Ball Peyton Manning Eric Decker	
100-YARD RUSHER/TWO 100-YARD RECEIVERS					
KC	12/3/2006	@ Cleveland	110 yards 105/117 yards	Larry Johnson Tony Gonzalez/Eddie Kennison	
Opp	12/1/2013	vs. Denver	117 yards 174/106 yards	Montee Ball Eric Decker/Demaryius Thomas	
TWO 100-YARD RECEIVERS/300-YARD PASSER					
KC	10/23/2022	@ San Francisco	124/111 yards 423 yards	JuJu Smith-Schuster/Marquez Valdes-Scantling Patrick Mahomes	
Opp	9/16/2018	@ Pittsburgh	138/121 yards 452 yards	Jesse James/JuJu Smith-Schuster Ben Roethlisberger	
DEFENSE					
INTERCEPTED PASS RETURNED FOR A TOUCHDOWN					
KC	12/11/2022	@ Denver	47 yards	Willie Gay	(4:43) 3-R.Wilson pass short middle intended for 89-B.Johnson INTERCEPTED by 50-W.Gay at DEN 47. 50-W.Gay for 47 yards, TOUCHDOWN. DEN-89-B.Johnson was injured during the play.
Opp	10/6/2025	@ Jacksonville	99 yards	Devin Lloyd	(2:36) (Shotgun) 15-P.Mahomes pass short middle intended for 9-J.Smith-Schuster INTERCEPTED by 0-D.Lloyd at JAX 1. 0-D.Lloyd for 99 yards, TOUCHDOWN.
FUMBLE RETURNED FOR A TOUCHDOWN					
KC	9/15/2024	vs. Cincinnati	38 yards	Chamarri Conner	(14:52) (Shotgun) 9-J.Burrow sacked at CIN 34 for 0 yards (sack split by 98-T.Wharton and 51-M.Danna). FUMBLES (98-T.Wharton) [51-M.Danna], RECOVERED by KC-27-C.Conner at CIN 38. 27-C.Conner for 38 yards, TOUCHDOWN.
Opp	11/10/2019	@ Tennessee	53 yards	Rashaan Evans	(6:28) (Shotgun) 26-Dam.Williams up the middle to TEN 45 for -1 yards (51-D.Long). FUMBLES (51-D.Long), RECOVERED by TEN-54-R.Evans at TEN 47. 54-R.Evans for 53 yards, TOUCHDOWN.
SAFETY SCORED					
KC	10/23/2022	@ San Francisco		Frank Clark	(8:55) (Shotgun) 10-J.Garoppolo sacked in End Zone for -6 yards, SAFETY (55-F.Clark).
Opp	10/1/2023	@ N.Y. Jets	(13:27) (Shotgun) 15-P.Mahomes pass incomplete deep right to 11-M.Valdes-Scantling (3-J.Whitehead) [47-B.Huff]. PENALTY on KC-74-J.Taylor, Face Mask, 7 yards, enforced in End Zone, SAFETY - No Play.		
SHUTOUT					
KC	10/19/2025	vs. Las Vegas	Kansas City 31, Las Vegas 0		
Opp	1/5/2025	@ Denver	Denver 38, Kansas City 0		
FIVE+ SACK GAME					
KC	9/6/1998	vs. Oakland	6.0 sk	Derrick Thomas	
Opp	* Never Has Happened *				
FOUR SACK GAME					
KC	12/28/2014	vs. San Diego	4.0 sk	Justin Houston	
Opp	11/9/2003	vs. Cleveland	4.0 sk	Andra Davis	
THREE SACK GAME					
KC	11/21/2021	vs. Dallas	3.5 sk	Chris Jones	
Opp	12/25/2023	vs. Las Vegas	3.0 sk	Malcolm Koonce	
TWO SACK GAME					
KC	9/5/2025	@ L.A. Chargers	2.0 sk	Drue Tranquill	
Opp	11/27/2025	@ Dallas	2.0 sk	Jadeveon Clowney	
FOUR OR MORE INTERCEPTION GAME					
KC	9/29/1985	vs. Seattle	4 ints	Derron Cherry	
Opp	10/7/2001	@ Denver	4 int	Deltha O'Neal	
TWO INTERCEPTIONS BY TEAMMATES					

THE LAST TIME

KC	* Never Has Happened *				
Opp	* Never Has Happened *				
THREE INTERCEPTION GAME					
KC	11/27/2005	vs. New England	3 int	Greg Wesley	
Opp	10/1/1989	@ Cincinatti	3 ints	David Fulcher	
TWO INTERCEPTION GAME					
KC	9/19/2021	@ Baltimore	2 int	Tyrann Mathieu	
Opp	12/11/2022	@ Denver	2 int	Josey Jewell	
70+ YARD INTERCEPTION RETURN					
KC	9/15/2022	vs. L.A. Chargers	99t yards	Jaylen Watson	
Opp	10/6/2025	@ Jacksonville	99t yards	Devin Lloyd	
TWO INTERCEPTIONS					
KC	9/19/2021	@ Baltimore	2 ints	Tyrann Mathieu	
Opp	12/11/2022	@ Denver	2 ints	Josey Jewell	
THREE INTERCEPTIONS					
KC	11/27/2005	vs. New England	3 ints	Greg Wesley	
Opp	* Never Has Happened *				
FOUR INTERCEPTIONS					
KC	* Never Has Happened *				
Opp	10/7/2001	@ Denver	4 ints	Deltha O'Neal	
LESS THAN 25 RUSHING YARDS					
KC	12/16/2012	@ Oakland	10 yards		Las Vegas 15, Kansas City 0
Opp	10/2/2022	@ Tampa Bay	3 yards		Kansas City 41, Tampa Bay 31
LESS THAN 50 RUSHING YARDS					
KC	1/5/2025	@ Denver	27 yards		Denver 38, Kansas City 0
Opp	10/19/2025	vs. Las Vegas	25 yards		Kansas City 31, Las Vegas 0
LESS THAN 100 RUSHING YARDS					
KC	12/7/2025	vs. Houston	82 yards		Houston 20, Kansas City 10
Opp	11/16/2025	@ Denver	62 yards		Denver 22, Kansas City 19
LESS THAN 50 NET PASSING YARDS					
KC	12/30/2012	@ Denver	26 yards		Denver 38, Kansas City 3
Opp	12/25/2023	vs. Las Vegas	48 yards		Las Vegas 20, Kansas City 14
LESS THAN 100 NET PASSING YARDS					
KC	1/5/2025	@ Denver	71 yards		Denver 38, Kansas City 0
Opp	10/19/2025	vs. Las Vegas	70 yards		Kansas City 31, Las Vegas 0
LESS THAN 150 NET PASSING YARDS					
KC	12/7/2025	vs. Houston	148 yards		Houston 20, Kansas City 10
Opp	10/19/2025	vs. Las Vegas	70 yards		Kansas City 31, Las Vegas 0
LESS THAN 150 YARDS NET OFFENSE					
KC	10/19/2025	vs. Las Vegas	95 yards		Kansas City 31, Las Vegas 0
Opp	1/5/2025	@ Denver	98 yards		Denver 38, Kansas City 0
LESS THAN 200 YARDS NET OFFENSE					
KC	10/19/2025	vs. Las Vegas	95 yards		Kansas City 31, Las Vegas 0
Opp	1/5/2025	@ Denver	98 yards		Denver 38, Kansas City 0
LESS THAN 300 YARDS NET OFFENSE					
KC	12/7/2025	vs. Houston	268 yards		Houston 20, Kansas City 10
Opp	12/7/2025	vs. Houston	274 yards		Houston 20, Kansas City 10
FORCED FOUR TURNOVERS					
KC	10/10/2021	vs. Buffalo	4 to		Buffalo 38, Kansas City 20
Opp	10/25/2020	@ Denver	4 to		Kansas City 43, Denver 16
FORCED FIVE+ TURNOVERS					
KC	10/29/2023	@ Denver	5 to		Denver 24, Kansas City 9
Opp	12/15/2024	@ Cleveland	6 to		Kansas City 21, Cleveland 7
AT LEAST ONE TURNOVER					
KC	12/7/2025	vs. Houston	3 to		Houston 20, Kansas City 10
Opp	11/27/2025	@ Dallas	1 to		Dallas 31, Kansas City 28
FORCED THREE+ TURNOVERS					
KC	12/15/2024	@ Cleveland	6 to		Kansas City 21, Cleveland 7
Opp	12/7/2025	vs. Houston	3 to		Houston 20, Kansas City 10
SPECIAL TEAMS					
KICKOFF RETURNED FOR A TOUCHDOWN					
KC	10/25/2020	@ Denver	102 yards	Byron Pringle	8-B.McManus kicks 67 yards from DEN 35 to KC -2. 13-B.Pringle for 102 yards, TOUCHDOWN.
Opp	9/28/2020	@ Baltimore	93 yards	Devin Duvernay	7-H.Butker kicks 58 yards from KC 35 to BLT 7. 13-D.Duvernay for 93 yards, TOUCHDOWN.

THE LAST TIME

PUNT RETURNED FOR A TOUCHDOWN					
KC	12/13/2020	@ Miami	67 yards	Mecole Hardman	(13:04) 2-M.Haack punts 37 yards to KC 33, Center-50-B.Ferguson. 17-M.Hardman for 67 yards, TOUCHDOWN.
Opp	12/9/2012	@ Cleveland	93 yards	Travis Benjamin	(15:00) (Punt formation) 2-D.Colquitt punts 41 yards to CLV 7, Center-43-T.Gafford. 80-T.Benjamin for 93 yards, TOUCHDOWN. Longest Punt Return in Cleveland Franchise History
BLOCKED FIELD GOAL RETURNED FOR A TOUCHDOWN					
KC	12/6/1987	@ Cincinnati	28 yards	Kevin Ross	
Opp	* Never Has Happened *				
BLOCKED PUNT RETURNED FOR A TOUCHDOWN					
KC	9/13/2009	@ Baltimore		Jon McGraw	(10:09) (Punt formation) 4-S.Koch punt is BLOCKED by 47-J.McGraw, Center-70-M.Katula, RECOVERED by KC-47-J.McGraw at BLT 0. TOUCHDOWN.
Opp	12/28/1986	@ N.Y. Jets	0 yards	Albert Lewis	
MADE FIELD GOAL OF 50 YARDS OR LONGER					
KC	9/21/2025	@ N.Y. Giants	54 yards	Harrison Butker	(3:49) 7-H.Butker 54 yard field goal is GOOD, Center-41-J.Winchester, Holder-14-M.Araiza.
Opp	11/16/2025	@ Denver	54 yards	Wil Lutz	(4:15) 3-W.Lutz 54 yard field goal is GOOD, Center-48-M.Fraboni, Holder-16-J.Crawshaw.
BLOCKED FIELD GOAL					
KC	1/1/2023	vs. Denver	51 yards	Harrison Butker	(:05) 7-H.Butker 51 yard field goal is BLOCKED (96-E.Uwazurike), Center-41-J.Winchester, Holder-5-T.Townsend.
Opp	11/10/2024	vs. Denver	35 yards	Wil Lutz	(:01) 3-W.Lutz 35 yard field goal is BLOCKED (54-L.Chenal), Center-48-M.Fraboni, Holder-9-R.Dixon, RECOVERED by KC-2-J.Williams at KC 24.
BLOCKED PUNT					
KC	12/8/2019	@ New England		Dustin Colquitt	(5:19) 2-D.Colquitt punt is BLOCKED by 43-N.Ebner, Center-41-J.Winchester, ball out of bounds at KC 19.
Opp	11/4/2018	@ Cleveland		Britton Colquitt	(8:10) (Punt formation) 4-B.Colquitt punt is BLOCKED by 26-Dam. Williams, Center-47-C.Hughlett, ball out of bounds at CLV 21.
MISSED POINT AFTER TOUCHDOWN ATTEMPT					
KC	10/12/2025	vs. Detroit		Harrison Butker	7-H.Butker extra point is No Good, Wide Left, Center-41-J.Winchester, Holder-14-M.Araiza.
Opp	12/21/2024	vs. Houston		Ka'imi Fairbairn	15-K.Fairbairn extra point is No Good, Wide Right, Center-46-J.Weeks, Holder-6-T.Townsend.
POINT AFTER TOUCHDOWN ATTEMPT BLOCKED					
KC	9/21/2025	@ N.Y. Giants		Jamie Gillan [Ashton Gillotte blocked]	12-J.Gillan extra point is Blocked (97-A.Gillotte), Center-59-C.Kreiter, Holder-80-G.Olszewski.
Opp	11/16/2025	@ Denver		Harrison Butker [Frank Crum blocked]	7-H.Butker extra point is Blocked (73-F.Crum), Center-41-J.Winchester, Holder-14-M.Araiza.
SUCCESSFUL ONSIDE KICK					
KC	10/15/2017	vs. Pittsburgh		Jehu Chesson	2-D.Colquitt kicks 48 yards from KC 20 to PIT 32. RECOVERED by KC-80-J.Chesson.
Opp	11/13/2022	vs. Jacksonville		Riley Patterson	10-R.Patterson kicks onside 11 yards from JAX 35 to JAX 46. RECOVERED by JAX-10-R.Patterson.
FIVE FIELD GOALS					
KC	11/23/2025	vs. Indianapolis	5 fg	Harrison Butker: (28, 48, 22, 25, 27)	
Opp	11/16/2025	@ Denver	5 fg	Wil Lutz: (29, 24, 38, 54, 35)	
SIX FIELD GOALS					
KC	12/31/2023	vs. Cincinnati	6 fg	Harrison Butker: (54, 43, 27, 24, 48, 46)	
Opp	* Never Has Happened *				
50-59 YARD FIELD GOAL					
KC	9/21/2025	@ N.Y. Giants	54 yards	Harrison Butker	(:04) 7-H.Butker 28 yard field goal is GOOD, Center-41-J.Winchester, Holder-14-M.Araiza.
Opp	11/16/2025	@ Denver	54 yards	Wil Lutz	(:03) 3-W.Lutz 35 yard field goal is GOOD, Center-48-M.Fraboni, Holder-16-J.Crawshaw.
FOUR FIELD GOALS					
KC	11/23/2025	vs. Indianapolis	5 fg	Harrison Butker: (28, 48, 22, 25, 27)	
Opp	11/16/2025	@ Denver	5 fg	Wil Lutz: (29, 24, 38, 54, 35)	
60+ YARD FIELD GOAL					
KC	10/12/2023	vs. Denver	60 yards	Harrison Butker	(2:00) 7-H.Butker 52 yard field goal is GOOD, Center-41-J.Winchester, Holder-5-T.Townsend.
Opp	* Never Has Happened *				
THREE FIELD GOALS					
KC	11/23/2025	vs. Indianapolis	5 fg	Harrison Butker: (28, 48, 22, 25, 27)	
Opp	11/27/2025	@ Dallas	3 fg	Brandon Aubrey: (49, 36, 26)	
50-69 YARD PUNT RETURN					
KC	10/20/2024	@ San Francisco	55 yards	Mecole Hardman	
Opp	12/9/2018	vs. Baltimore	55 yards	Cyrus Jones	

70-89 YARD PUNT RETURN					
KC	10/8/2017	@ Houston	82t yards	Tyreek Hill	
Opp	11/16/2025	@ Denver	70 yards	Marvin Mims Jr.	
60-69 YARD PUNT					
KC	11/16/2025	@ Denver	66 yds	Matt Araiza	
Opp	11/27/2025	@ Dallas	62 yds	Bryan Anger	
90+ YARD PUNT RETURN					
KC	9/9/2018	@ L.A. Chargers	91t yards	Tyreek Hill	
Opp	12/9/2012	@ Cleveland	93t yards	Travis Benjamin	
70+ YARD PUNT					
KC	12/25/2024	@ Pittsburgh	72 yds	Matt Araiza	
Opp	9/14/2025	vs. Philadelphia	70 yds	Braden Mann	
50-69 YARD KICKOFF RETURN					
KC	11/24/2024	@ Carolina	56 yards	Samaje Perine	
Opp	11/29/2024	vs. Las Vegas	68 yards	Ameer Abdullah	
PUNTED 10+ TIMES					
KC	9/8/2013	@ Jacksonville	10 punts	Dustin Colquitt	
Opp	12/14/2014	vs. Oakland	11 punts	Marquette King	
70-89 YARD KICKOFF RETURN					
KC	11/27/2016	@ Denver	86t yards	Tyreek Hill	
Opp	12/16/2021	@ L.A. Chargers	75 yards	Andre Roberts	
90+ YARD KICKOFF RETURN					
KC	10/25/2020	@ Denver	102t yards	Byron Pringle	
Opp	9/28/2020	@ Baltimore	93t yards	Devin Duvernay	
TEAM/MISCELLANEOUS					
500 TOTAL YARDS OF OFFENSE					
KC	12/18/2022	@ Houston	502 yards		Kansas City 502, Houston 219
Opp	10/14/2018	@ New England	500 yards		New England 500, Kansas City 446
400 TOTAL YARDS OF OFFENSE					
KC	11/23/2025	vs. Indianapolis	494 yards		Kansas City 494, Indianapolis 255
Opp	11/27/2025	@ Dallas	457 yards		Dallas 457, Kansas City 362
TOUCHDOWN ON OFFENSE, DEFENSE AND SPECIAL TEAMS					
KC	10/25/2020	@ Denver	ST: (9:28) (Shotgun) D.Lock pass short right intended for N.Fant INTERCEPTED by D.Sorensen [A.Hitchens] at 50. D.Sorensen for 50 yards, TOUCHDOWN. DEF: (9:15) (Shotgun) C.Edwards-Helaire left guard for 11 yards, TOUCHDOWN. DEF: (3:02) (Shotgun) C.Henne left end for 1 yard, TOUCHDOWN. DEF: (11:21) (Shotgun) P.Mahomes pass short right to T.Hill for 10 yards, TOUCHDOWN. OFF: B.McManus kicks 67 yards from DEN 35 to KC -2. B.Pringle for 102 yards, TOUCHDOWN.		
Opp	* Never Has Happened *				
MADE TWO-POINT CONVERSION					
KC	11/23/2025	vs. Indianapolis		Patrick Mahomes	TWO-POINT CONVERSION ATTEMPT. 15-P.Mahomes pass to 4-R.Rice is complete. ATTEMPT SUCCEEDS.
Opp	11/27/2025	@ Dallas		Dak Prescott	TWO-POINT CONVERSION ATTEMPT. 4-D.Prescott pass to 3-G.Pickens is complete. ATTEMPT SUCCEEDS. PENALTY on KC-90-C.Omenihu, Roughing the Passer, 15 yards, enforced between downs.
FAILED TWO-POINT CONVERSION					
KC	9/5/2025	@ L.A. Chargers		Patrick Mahomes	TWO-POINT CONVERSION ATTEMPT. 15-P.Mahomes pass to 83-N.Gray is incomplete. ATTEMPT FAILS.
Opp	10/20/2024	@ San Francisco		Brock Purdy	TWO-POINT CONVERSION ATTEMPT. 13-B.Purdy pass to 14-R.Pearsall is incomplete. ATTEMPT FAILS.
50 POINTS					
KC	11/19/2018	@ L.A. Rams	L.A. Rams 54, Kansas City 51		
Opp	11/19/2018	@ L.A. Rams	L.A. Rams 54, Kansas City 51		
40 POINTS					
KC	9/24/2023	vs. Chicago	Kansas City 41, Chicago 10		
Opp	10/11/2020	vs. Las Vegas	Las Vegas 40, Kansas City 32		
OVERTIME WIN					
KC	11/23/2025	vs. Indianapolis	Kansas City 23, Indianapolis 20		
Opp	11/19/2017	@ N.Y. Giants	N.Y. Giants 12, Kansas City 9		
OVERTIME LOSS					
KC	11/19/2017	@ N.Y. Giants	N.Y. Giants 12, Kansas City 9		
Opp	11/23/2025	vs. Indianapolis	Kansas City 23, Indianapolis 20		
OVERTIME TIE					
KC	11/19/1989	@ Cleveland		Kansas City 10, Cleveland 10	
Opp	11/19/1989	@ Cleveland		Kansas City 10, Cleveland 10	

THE LAST TIME

20 FIRST-QUARTER POINTS					
KC	9/16/2018	@ Pittsburgh	Kansas City 21, Pittsburgh 0		
Opp	10/2/2016	@ Pittsburgh	Pittsburgh 22, Kansas City 0		
20 SECOND-QUARTER POINTS					
KC	10/22/2023	vs. L.A. Chargers	Kansas City 21, L.A. Chargers 14		
Opp	10/11/2020	vs. Las Vegas	Las Vegas 21, Kansas City 17		
20 THIRD-QUARTER POINTS					
KC	12/14/2014	vs. Oakland	Kansas City 21, Las Vegas 3		
Opp	12/6/2009	vs. Denver	Denver 20, Kansas City 0		
20 FOURTH-QUARTER POINTS					
KC	11/19/2018	@ L.A. Rams	Kansas City 21, L.A. Rams 14		
Opp	10/8/2017	@ Houston	Houston 21, Kansas City 19		
SHUTOUT AT HOME					
KC	10/19/2025	vs. Las Vegas	Kansas City 31, Las Vegas 0		
Opp	* Never Has Happened *				
SHUTOUT ON THE ROAD					
KC	10/23/2011	@ Oakland	Kansas City 28, Las Vegas 0		
Opp	1/5/2025	@ Denver	Denver 38, Kansas City 0		
OVERTIME WIN AT HOME					
KC	11/23/2025	vs. Indianapolis	Kansas City 23, Indianapolis 20		
Opp	12/24/2011	vs. Oakland	Las Vegas 16, Kansas City 13		
OVERTIME WIN ON THE ROAD					
KC	12/18/2022	@ Houston	Kansas City 30, Houston 24		
Opp	11/19/2017	@ N.Y. Giants	N.Y. Giants 12, Kansas City 9		
10 PENALTIES					
KC	11/27/2025	@ Dallas	10 pen		Dallas 31, Kansas City 28
Opp	11/23/2025	vs. Indianapolis	11 pen		Kansas City 23, Indianapolis 20
THREE TOTAL TOUCHDOWNS					
KC	12/21/2024	vs. Houston	3 td		Kansas City 27, Houston 19 (6:39) (Shotgun) P.Mahomes scrambles up the middle for 15 yards, TOUCHDOWN. (4:42) K.Hunt right guard for 3 yards, TOUCHDOWN. (2:46) (Shotgun) P.Mahomes pass short left to X.Worthy for 8 yards, TOUCHDOWN.
Opp	11/27/2025	@ Dallas	3 td		Dallas 31, Kansas City 28 (6:55) (Shotgun) D.Prescott pass short right to C.Lamb for 15 yards, TOUCHDOWN [G.Karlaftis]. (3:17) (Shotgun) M.Davis up the middle for 43 yards, TOUCHDOWN. (11:21) (Shotgun) D.Prescott pass short right to J.Williams for 3 yards, TOUCHDOWN.
NO TURNOVERS					
KC	11/27/2025	@ Dallas	0 to		Dallas 31, Kansas City 28
Opp	12/7/2025	vs. Houston	0 to		Houston 20, Kansas City 10
FOUR TOTAL TOUCHDOWNS					
KC	11/27/2025	@ Dallas	4 td		Dallas 31, Kansas City 28 (13:10) (Shotgun) P.Mahomes pass short left to R.Rice for 27 yards, TOUCHDOWN. (:05) (Shotgun) P.Mahomes pass short middle to T.Kelce for 2 yards, TOUCHDOWN. (14:56) (Shotgun) P.Mahomes pass short left to R.Rice for 3 yards, TOUCHDOWN. (3:30) (Shotgun) P.Mahomes pass short middle to M.Brown for 10 yards, TOUCHDOWN [D.Ezeiruaku].
Opp	11/2/2025	@ Buffalo	4 td		Buffalo 28, Kansas City 21 (8:05) (Shotgun) J.Allen pass deep right to D.Kincaid for 23 yards, TOUCHDOWN. (6:42) (No Huddle) Ty.Johnson left tackle for 3 yards, TOUCHDOWN. (1:35) A.Anderson reported in as eligible. J.Allen left guard to KC 1 for no gain (B.Cook; L.Chenal). The Replay Official reviewed the short of the goal line ruling, and the play was REVERSED. A.Anderson reported in as eligible. J.Allen left guard for 1 yard, TOUCHDOWN. (1:38) (No Huddle) J.Allen left guard for 1 yard, TOUCHDOWN.
OVER 40:00 TIME OF POSSESSION (NON-OT)					
KC	10/19/2025	vs. Las Vegas	42:08 TOP		Kansas City 31, Las Vegas 0
Opp	1/5/2025	@ Denver	41:49 TOP		Denver 38, Kansas City 0
NO SACKS/NO INTERCEPTIONS ALLOWED					
KC	12/25/2024	@ Pittsburgh			
Opp	11/23/2025	vs. Indianapolis			
SCORE TOUCHDOWN IN EACH QUARTER					
KC	10/12/2025	vs. Detroit	(6, 7, 7, 10 Points)		Kansas City 30, Detroit 17
Opp	1/5/2025	@ Denver	(14, 10, 7, 7 Points)		Denver 38, Kansas City 0
30 ONE-HALF POINTS					
KC	9/24/2023	vs. Chicago	34 (first half)		Kansas City 41, Chicago 10

THE LAST TIME

Opp	11/19/2018	@ L.A. Rams	31 (second half)		L.A. Rams 54, Kansas City 51
WON GAME BY 20+ POINTS					
KC	10/27/2025	vs. Washington	Kansas City 28, Washington 7		
Opp	1/5/2025	@ Denver	Denver 38, Kansas City 0		

National Football League Game Summary

NFL Copyright © 2025 by The National Football League. All rights reserved. This summary and play-by-play is for the express purpose of assisting media in their coverage of the game; any other use of this material is prohibited without the written permission of the National Football League.

Date: Sunday, 12/7/2025

Houston Texans at Kansas City Chiefs

at GEHA Field at Arrowhead Stadium, Kansas City, MO

Start Time: 7:22 PM CST

Game Day Weather

Temp: 27° F (-2.8° C) Humidity: 80%, Wind: North 8 mph

Open Stadium on Natural Grass

Wind Chill: 19

Officials

Referee: Eck, Alan (76)
Umpire: King, Paul (121)
Down Judge: Oliver, David (24)
Line Judge: Bradley, Greg (98)
Field Judge: Jenkins, John (117)
Side Judge: Shaw, Dale (104)
Back Judge: Bell, Grantis (27)
Replay Official: Wollan, Joe (0)

Lineups

Houston Texans

Offense			Defense		
WR	12	N.Collins	DE	55	D.Hunter
WR	81	J.Higgins	DT	72	T.Togiai
LT	79	A.Ersery	DT	90	S.Rankins
LG	71	T.Howard	DE	51	W.Anderson
C	60	J.Andrews	LB	0	A.Al-Shaair
RG	69	E.Ingram	LB	39	H.To'oTo'o
RT	77	T.Brown	LB	45	E.Speed
T	57	B.Fisher	CB	24	D.Stingley
TE	87	C.Stover	CB	4	K.Lassiter
QB	7	C.Stroud	S	5	J.Pitre
RB	27	W.Marks	S	2	C.Bullock

Kansas City Chiefs

Offense			Defense		
WR	1	X.Worthy	DE	56	G.Karlaftis
WR	9	J.Smith-Schuster	DT	92	D.Nnadi
TE	87	T.Kelce	DT	95	C.Jones
LT	64	W.Morris	DE	51	M.Danna
LG	76	K.Suamataia	LB	23	D.Tranquill
C	52	C.Humphrey	LB	32	N.Bolton
RG	66	M.Caliendo	LB	54	L.Chenal
RT	77	J.Moore	DB	27	C.Conner
WR	4	R.Rice	CB	22	T.McDuffie
QB	15	P.Mahomes	CB	35	J.Watson
RB	10	I.Pacheco	S	6	B.Cook

Substitutions

P 6 T.Townsend, CB 11 T.Smith, WR 13 C.Kirk, WR 14 J.Noel, K 15 K.Fairbairn, WR 19 X.Hutchinson, RB 21 N.Chubb, CB 25 M.Bryant, S 30 J.Mills, LB 31 D.Clark, RB 33 D.Ogunbowale, LB 35 J.Hansen, DB 37 A.Speed, LS 40 A.Brinkman, FB 43 J.Johnson, RB 44 B.Brooks, LB 48 C.Harris, C/G 54 J.Patterson, DT 64 H.Ndubuisi, C/G 70 J.Scruggs, TE 86 D.Schultz, DE 92 D.Horton, DE 95 D.Barnett, DE 96 D.Autry, DT 97 M.Edwards

Substitutions

CB 2 J.Williams, WR 5 M.Brown, K 7 H.Butker, TE 12 J.Wiley, P 14 M.Araiza, DB 20 N.Williams, DB 21 J.Hicks, RB 24 B.Smith, RB 29 K.Hunt, LB 31 J.Bassa, S 34 M.Edwards, DB 38 K.Knowles, LS 41 J.Winchester, LB 43 J.Cochrane, LB 59 C.McDonald, OL 60 H.Nourzad, NT 69 M.Pennel, OL 79 E.Pole, WR 80 T.Thornton, TE 83 N.Gray, TE 85 R.Tonyan, DE 90 C.Omenihu, DE 97 A.Gillotte, DL 99 J.Tillery

Did Not Play

QB 10 D.Mills

Did Not Play

QB 17 G.Minshew, OL 61 C.Hanson

Not Active

WR 17 B.Berrios, 3QB 18 G.Mertz, CB 36 A.Huzzie, DB 42 J.Ingram, DE 50 S.Byrd, LB 56 J.Hill, T 63 J.Kingston

Not Active

CB 8 K.Fulton, WR 11 J.Royals, RB 25 E.Mitchell, G 65 T.Smith, T 74 J.Taylor, WR 81 N.Remigio

Field Goals (made ( ) & missed)

K.Fairbairn (35) (28)

H.Butker 43RU (36)

		1	2	3	4	OT	Total
VISITOR:	Houston Texans	3	7	0	10	0	20
HOME:	Kansas City Chiefs	0	0	10	0	0	10

Scoring Plays

Team	Qtr	Time	Play Description (Extra Point) (Drive Info)	Visitor	Home
Texans	1	4:18	K.Fairbairn 35 yd. Field Goal (5-51, 2:27)	3	0
Texans	2	9:24	W.Marks 9 yd. pass from C.Stroud (K.Fairbairn kick) (10-90, 5:30)	10	0
Chiefs	3	9:52	K.Hunt 2 yd. run (H.Butker kick) (8-56, 4:08)	10	7
Chiefs	3	1:50	H.Butker 36 yd. Field Goal (7-30, 2:45)	10	10
Texans	4	6:56	D.Ogunbowale 5 yd. run (K.Fairbairn kick) (6-31, 3:22)	17	10
Texans	4	0:30	K.Fairbairn 28 yd. Field Goal (7-16, 3:02)	20	10

Paid Attendance: 73,611

Time: 3:12

Houston Texans vs Kansas City Chiefs
12/7/2025 at GEHA Field at Arrowhead Stadium

Final Individual Statistics

Houston Texans

RUSHING	ATT	YDS	AVG	LG	TD
W.Marks	26	68	2.6	8	0
C.Stroud	2	5	2.5	3	0
D.Ogunbowale	1	5	5.0	**5**	1
N.Chubb	1	3	3.0	3	0
J.Noel	1	1	1.0	1	0
Total	31	82	2.6	8	1

PASSING	ATT	CMP	YDS	SK/YD	TD	LG	IN	RT
C.Stroud	31	15	203	3/17	1	53	0	80.4
Total	31	15	203	3/17	1	53	0	80.4

PASS RECEIVING	TAR	REC	YDS	AVG	LG	TD
N.Collins	8	4	121	30.3	53	0
J.Higgins	5	3	34	11.3	17	0
D.Schultz	4	3	22	7.3	14	0
J.Noel	2	2	12	6.0	7	0
W.Marks	3	2	8	4.0	**9**	1
C.Kirk	3	1	6	6.0	6	0
X.Hutchinson	2	0	0	0.0	0	0
Total	27	15	203	13.5	53	1

INTERCEPTIONS	NO	YDS	AVG	LG	TD
K.Lassiter	1	0	0.0	0	0
A.Al-Shaair	1	0	0.0	0	0
J.Pitre	1	-2	-2.0	-2	0
Total	3	-2	-0.7	0	0

PUNTING	NO	YDS	AVG	NET	TB	IN20	LG
T.Townsend	8	329	41.1	41.1	0	3	56
Total	8	329	41.1	41.1	0	3	56

PUNT RETURNS	NO	YDS	AVG	FC	LG	TD
J.Noel	1	21	21.0	2	21	0
[OUT OF BOUNDS]	1	0	0.0	0	0	0
Total	1	21	21.0	2	21	0

KICKOFF RETURNS	NO	YDS	AVG	FC	LG	TD
T.Smith	2	41	20.5	0	23	0
[TOUCHBACK]	1	0	0.0	0	0	0
Total	2	41	20.5	0	23	0

Kansas City Chiefs

RUSHING	ATT	YDS	AVG	LG	TD
P.Mahomes	7	59	8.4	15	0
K.Hunt	12	30	2.5	6	1
I.Pacheco	9	30	3.3	6	0
B.Smith	1	7	7.0	7	0
Total	29	126	4.3	15	1

PASSING	ATT	CMP	YDS	SK/YD	TD	LG	IN	RT
P.Mahomes	33	14	160	2/12	0	35	3	19.8
Total	33	14	160	2/12	0	35	3	19.8

PASS RECEIVING	TAR	REC	YDS	AVG	LG	TD
R.Rice	8	4	34	8.5	15	0
X.Worthy	4	3	55	18.3	23	0
T.Thornton	3	2	19	9.5	12	0
M.Brown	2	1	35	35.0	35	0
N.Gray	3	1	14	14.0	14	0
T.Kelce	5	1	8	8.0	8	0
J.Smith-Schuster	2	1	5	5.0	5	0
P.Mahomes	1	1	-10	-10.0	-10	0
K.Hunt	1	0	0	0.0	0	0
Total	29	14	160	11.4	35	0

INTERCEPTIONS	NO	YDS	AVG	LG	TD
Total	0	0	0	0	0

PUNTING	NO	YDS	AVG	NET	TB	IN20	LG
M.Araiza	4	188	47.0	41.8	0	3	57
Total	4	188	47.0	41.8	0	3	57

PUNT RETURNS	NO	YDS	AVG	FC	LG	TD
X.Worthy	1	0	0.0	4	0	0
[DOWNED]	2	0	0.0	0	0	0
[OUT OF BOUNDS]	1	0	0.0	0	0	0
Total	1	0	0.0	4	0	0

KICKOFF RETURNS	NO	YDS	AVG	FC	LG	TD
T.Thornton	2	54	27.0	0	33	0
B.Smith	2	50	25.0	0	29	0
[TOUCHBACK]	1	0	0.0	0	0	0
Total	4	104	26.0	0	33	0

Houston Texans

FUMBLES	FUM	LOST	OWN-REC	YDS	TD	FORCED	OPP-REC	YDS	TD	OUT-BDS
Total	0	0	0	0	0	0	0	0	0	0

Kansas City Chiefs

FUMBLES	FUM	LOST	OWN-REC	YDS	TD	FORCED	OPP-REC	YDS	TD	OUT-BDS
Total	0	0	0	0	0	0	0	0	0	0

Houston Texans vs Kansas City Chiefs
12/7/2025 at GEHA Field at Arrowhead Stadium

Final Team Statistics

	Visitor Texans	Home Chiefs
TOTAL FIRST DOWNS	14	15
By Rushing	5	6
By Passing	7	8
By Penalty	2	1
THIRD DOWN EFFICIENCY	8-18-44.4%	4-14-28.6%
FOURTH DOWN EFFICIENCY	0-0-0.0%	1-3-33.3%
TOTAL NET YARDS	268	274
Total Offensive Plays (inc. times thrown passing)	65	64
Average gain per offensive play	4.1	4.3
NET YARDS RUSHING	82	126
Total Rushing Plays	31	29
Average gain per rushing play	2.6	4.3
Tackles for a loss-number and yards	3-7	0-0
NET YARDS PASSING	186	148
Times thrown - yards lost attempting to pass	3-17	2-12
Gross yards passing	203	160
PASS ATTEMPTS-COMPLETIONS-HAD INTERCEPTED	31-15-0	33-14-3
Avg gain per pass play (inc.# thrown passing)	5.5	4.2
KICKOFFS Number-In End Zone-Touchbacks	5-1-1	3-1-1
PUNTS Number and Average	8-41.1	4-47.0
Had Blocked	0	0
FGs - PATs Had Blocked	0-0	0-0
Net Punting Average	41.1	41.8
TOTAL RETURN YARDAGE (Not Including Kickoffs)	19	0
No. and Yards Punt Returns	1-21	1-0
No. and Yards Kickoff Returns	2-41	4-104
No. and Yards Interception Returns	3--2	0-0
PENALTIES Number and Yards	8-59	5-20
FUMBLES Number and Lost	0-0	0-0
TOUCHDOWNS	2	1
Rushing	1	1
Passing	1	0
EXTRA POINTS Made-Attempts	2-2	1-1
Kicking Made-Attempts	2-2	1-1
FIELD GOALS Made-Attempts	2-2	1-2
RED ZONE EFFICIENCY	2-4-50%	1-2-50%
GOAL TO GO EFFICIENCY	2-2-100%	0-0-0%
SAFETIES	0	0
FINAL SCORE	20	10
TIME OF POSSESSION	31:58	28:02

Houston Texans vs Kansas City Chiefs
12/7/2025 at GEHA Field at Arrowhead Stadium

Ball Possession And Drive Chart

Houston Texans

#	Time Recd	Time Lost	Time Poss	How Ball Obtained	Drive Began	# Play	Yds Gain	Yds Pen	Net Yds	1st Down	Last Scrm	How Given Up
1	13:44	9:16	4:28	Punt	HST 13	7	19	5	24	2	HST 37	Punt
2	6:45	4:18	2:27	Punt	HST 33	5	60	-9	51	1	* KC 16	Field Goal
3	14:54	9:24	5:30	Punt	HST 10	10	90	0	90	4	* KC 9	Touchdown
4	8:34	5:31	3:03	Interception	HST 43	6	15	0	15	1	KC 42	Punt
5	1:00	0:00	1:00	Missed FG	HST 33	5	17	-15	2	1	HST 35	End of Half
6	15:00	14:00	1:00	Kickoff	HST 17	3	-4	0	-4	0	HST 13	Punt
7	9:52	9:03	0:49	Kickoff	HST 35	3	2	0	2	0	HST 37	Punt
8	5:36	4:35	1:01	Punt	HST 12	3	0	0	0	0	HST 12	Punt
9	1:50	0:44	1:06	Kickoff	HST 23	3	0	0	0	0	HST 23	Punt
10	14:53	11:25	3:28	Interception	HST 16	6	19	0	19	1	HST 35	Punt
11	10:18	6:56	3:22	Downs	KC 31	6	31	0	31	3	* KC 5	Touchdown
12	5:26	3:44	1:42	Downs	KC 41	3	3	-5	-2	0	KC 43	Punt
13	3:32	0:30	3:02	Interception	KC 26	7	16	0	16	1	* KC 10	Field Goal

(437) Average HST 34

Kansas City Chiefs

#	Time Recd	Time Lost	Time Poss	How Ball Obtained	Drive Began	# Play	Yds Gain	Yds Pen	Net Yds	1st Down	Last Scrm	How Given Up
1	15:00	13:44	1:16	Kickoff	KC 33	3	6	0	6	0	KC 39	Punt
2	9:16	6:45	2:31	Punt	KC 25	4	6	0	6	1	KC 31	Punt
3	4:18	14:54	4:24	Kickoff	KC 23	7	28	0	28	2	HST 49	Punt
4	9:24	8:34	0:50	Kickoff	KC 35	2	1	0	1	0	KC 36	Interception
5	5:31	1:00	4:31	Punt	KC 3	12	57	15	72	5	HST 25	Missed FG
6	14:00	9:52	4:08	Punt	KC 44	8	56	0	56	3	* HST 2	Touchdown
7	9:03	5:36	3:27	Punt	KC 4	7	42	-2	40	2	KC 44	Punt
8	4:35	1:50	2:45	Punt	HST 48	7	30	0	30	1	* HST 18	Field Goal
9	0:44	14:53	0:51	Punt	KC 38	3	4	0	4	0	KC 42	Interception
10	11:25	10:18	1:07	Punt	KC 22	4	9	0	9	0	KC 31	Downs
11	6:56	5:26	1:30	Kickoff	KC 35	4	6	0	6	0	KC 41	Downs
12	3:44	3:32	0:12	Punt	KC 8	2	0	0	0	0	KC 8	Interception
13	0:30	0:00	0:30	Kickoff	KC 30	3	29	-5	24	1	KC 40	End of Game

(352) Average KC 27

*** inside opponent's 20**

Time of Possession by Quarter		**1st**	**2nd**	**3rd**	**4th**	**OT**	**Total**
Visitor	Houston Texans	6:55	9:33	3:56	11:34		31:58
Home	Kansas City Chiefs	8:05	5:27	11:04	3:26		28:02

Kickoff Drive No.-Start Average Texans: 3 - HST 25 Chiefs: 5 - KC 31

Houston Texans vs Kansas City Chiefs
12/7/2025 at GEHA Field at Arrowhead Stadium

Final Defensive Statistics

Houston Texans	Regular Defensive Plays											Special Teams					Misc			
	TKL	AST	COMB	SK	/ YDS	TFL	Q	IN	PD	FF	FR	TKL	AST	FF	FR	BL	TKL	AST	FF	FR
T.Togiai	2	8	10	1	9	1	2	0	0	0	0	0	0	0	0	0	0	0	0	0
K.Lassiter	5	1	6	0	0	0	0	1	2	0	0	0	0	0	0	0	0	0	0	0
J.Pitre	4	2	6	0	0	0	0	1	2	0	0	0	0	0	0	0	0	0	0	0
M.Bryant	2	3	5	0	0	0	0	0	0	0	0	0	1	0	0	0	0	0	0	0
A.Al-Shaair	1	4	5	0	0	0	0	1	1	0	0	0	0	0	0	0	0	0	0	0
S.Rankins	2	2	4	0.5	1.5	0	1	0	0	0	0	0	0	0	0	0	0	0	0	0
D.Hunter	2	2	4	0	0	0	1	0	1	0	0	0	0	0	0	0	0	0	0	0
C.Bullock	3	0	3	0	0	0	0	0	0	0	0	0	0	0	0	0	0	0	0	0
W.Anderson	2	1	3	0	0	1	1	0	0	0	0	0	0	0	0	0	0	0	0	0
H.To'oTo'o	1	2	3	0	0	0	0	0	0	0	0	0	0	0	0	0	0	0	0	0
D.Stingley	2	0	2	0	0	0	0	0	1	0	0	0	0	0	0	0	0	0	0	0
D.Horton	1	1	2	0	0	0	0	0	0	0	0	0	0	0	0	0	0	0	0	0
M.Edwards	0	2	2	0	0	0	1	0	0	0	0	0	0	0	0	0	0	0	0	0
D.Barnett	0	2	2	0	0	0	0	0	0	0	0	0	0	0	0	0	0	0	0	0
D.Autry	0	1	1	0.5	1.5	0	2	0	0	0	0	0	0	0	0	0	0	0	0	0
H.Ndubuisi	0	1	1	0	0	0	0	0	0	0	0	0	0	0	0	0	0	0	0	0
D.Ogunbowale	0	0	0	0	0	0	0	0	0	0	0	1	2	0	0	0	0	0	0	0
T.Smith	0	0	0	0	0	0	0	0	0	0	0	1	0	0	0	0	0	0	0	0
B.Brooks	0	0	0	0	0	0	0	0	0	0	0	0	1	0	0	0	0	0	0	0
A.Speed	0	0	0	0	0	0	0	0	0	0	0	0	1	0	0	0	0	0	0	0
D.Clark	0	0	0	0	0	0	0	0	0	0	0	0	1	0	0	0	0	0	0	0
Total	**27**	**32**	**59**	**2**	**12**	**2**	**8**	**3**	**7**	**0**	**0**	**2**	**6**	**0**	**0**	**0**	**0**	**0**	**0**	**0**

TKL = Tackle AST = Assist COMB = Combined QH=QB Hit IN = Interception PD = Pass Defense FF = Forced Fumble FR = Fumble Recovery

Kansas City Chiefs	Regular Defensive Plays											Special Teams					Misc			
	TKL	AST	COMB	SK	/ YDS	TFL	QH	IN	PD	FF	FR	TKL	AST	FF	FR	BL	TKL	AST	FF	FR
N.Bolton	6	6	12	0	0	2	1	0	0	0	0	0	0	0	0	0	0	0	0	0
D.Tranquill	4	6	10	0	0	1	0	0	0	0	0	0	0	0	0	0	0	0	0	0
M.Edwards	6	1	7	0	0	1	0	0	0	0	0	0	0	0	0	0	0	0	0	0
G.Karlaftis	3	2	5	1	11	1	2	0	0	0	0	0	0	0	0	0	0	0	0	0
B.Cook	1	4	5	0	0	0	0	0	0	0	0	0	0	0	0	0	0	0	0	0
C.Conner	3	1	4	0	0	0	0	0	0	0	0	0	0	0	0	0	0	0	0	0
N.Williams	2	1	3	0	0	0	0	0	2	0	0	0	0	0	0	0	0	0	0	0
L.Chenal	2	1	3	0	0	0	0	0	0	0	0	0	0	0	0	0	0	0	0	0
M.Danna	2	0	2	0	0	0	1	0	0	0	0	0	0	0	0	0	0	0	0	0
J.Watson	2	0	2	0	0	0	0	0	0	0	0	0	0	0	0	0	0	0	0	0
C.Jones	1	1	2	1	5	1	4	0	1	0	0	0	0	0	0	0	0	0	0	0
A.Gillotte	1	1	2	0.5	0.5	0	1	0	0	0	0	0	0	0	0	0	0	0	0	0
T.McDuffie	1	0	1	0	0	0	0	0	0	0	0	0	0	0	0	0	0	0	0	0
J.Tillery	0	1	1	0.5	0.5	0	1	0	0	0	0	0	0	0	0	0	0	0	0	0
M.Pennel	0	1	1	0	0	0	0	0	0	0	0	0	0	0	0	0	0	0	0	0
K.Knowles	0	0	0	0	0	0	0	0	1	0	0	1	0	0	0	0	0	0	0	0
C.McDonald	0	0	0	0	0	0	0	0	0	0	0	1	0	0	0	0	0	0	0	0
J.Cochrane	0	0	0	0	0	0	0	0	0	0	0	1	0	0	0	0	0	0	0	0
J.Smith-Schuster	0	0	0	0	0	0	0	0	0	0	0	0	0	0	0	0	1	0	0	0
M.Brown	0	0	0	0	0	0	0	0	0	0	0	0	0	0	0	0	1	0	0	0
T.Kelce	0	0	0	0	0	0	0	0	0	0	0	0	0	0	0	0	1	0	0	0
Total	**34**	**26**	**60**	**3**	**17**	**6**	**10**	**0**	**4**	**0**	**0**	**3**	**0**	**0**	**0**	**0**	**3**	**0**	**0**	**0**

Houston Texans vs Kansas City Chiefs
12/7/2025 at GEHA Field at Arrowhead Stadium

First Half Summary

	PERIOD SCORES		TIME OF POSSESSION	
Texans	3 7 = 10		Texans	16:28
Chiefs	0 0 = 0		Chiefs	13:32

Scoring Plays

Team	Qtr	Time	Play Description (Extra Point) (Drive Info)	Visitor	Home
Texans	1	4:18	K.Fairbairn 35 yd. Field Goal (5-51, 2:27)	3	0
Texans	2	9:24	W.Marks 9 yd. pass from C.Stroud (K.Fairbairn kick) (10-90, 5:30)	10	0

	Houston Texans	Kansas City Chiefs
TOTAL FIRST DOWNS	9	8
First Downs Rushing-Passing-by Penalty	2 - 5 - 2	2 - 5 - 1
THIRD DOWN EFFICIENCY	5-8-62.5%	1-5-20.0%
TOTAL NET YARDS	201	98
Total Offensive Plays	32	27
NET YARDS RUSHING	36	52
NET YARDS PASSING	165	46
Gross Yards Passing	171	58
Times thrown-yards lost attempting to pass	2-6	2-12
Pass Attempts-Completions-Had Intercepted	19 - 12 - 0	12 - 8 - 1
Punts-Number and Average	2 - 38.5	3 - 48.0
Penalties-Number and Yards	6 - 44	2 - 10
Fumbles-Number and Lost	0 - 0	0 - 0
Red Zone Efficiency	1-2-50%	0-0-0%
Average Drive Start	HST 26	KC 24

Houston Texans

RUSHING	ATT	YDS	AVG	LG	TD
W.Marks	9	31	3.4	7	0
N.Chubb	1	3	3.0	3	0
C.Stroud	1	2	2.0	2	0
Total	11	36	3.3	7	0

PASSING	ATT	CMP	YDS	SK/YD	TD	LG	IN	RT
C.Stroud	19	12	171	2/6	1	53	0	109.8
Total	19	12	171	2/6	1	53	0	109.8

PASS RECEIVING	TAR	REC	YDS	AVG	LG	TD
N.Collins	6	4	121	30.3	53	0
D.Schultz	4	3	22	7.3	14	0
W.Marks	3	2	8	4.0	**9**	1
J.Higgins	3	1	9	9.0	9	0
C.Kirk	1	1	6	6.0	6	0
J.Noel	1	1	5	5.0	5	0
Total	18	12	171	14.3	53	1

Kansas City Chiefs

RUSHING	ATT	YDS	AVG	LG	TD
P.Mahomes	3	23	7.7	9	0
I.Pacheco	6	18	3.0	5	0
K.Hunt	4	11	2.8	5	0
Total	13	52	4.0	9	0

PASSING	ATT	CMP	YDS	SK/YD	TD	LG	IN	RT
P.Mahomes	12	8	58	2/12	0	22	1	43.1
Total	12	8	58	2/12	0	22	1	43.1

PASS RECEIVING	TAR	REC	YDS	AVG	LG	TD
X.Worthy	2	2	32	16.0	22	0
T.Thornton	2	2	19	9.5	12	0
R.Rice	2	2	12	6.0	7	0
J.Smith-Schuster	2	1	5	5.0	5	0
P.Mahomes	1	1	-10	-10.0	-10	0
N.Gray	2	0	0	0.0	0	0
T.Kelce	1	0	0	0.0	0	0
Total	12	8	58	7.3	22	0

Houston Texans

	Regular Defensive Plays											Special Teams					Misc			
	TKL	AST	COMB	SK	/ YDS	TFL	Q	IN	PD	FF	FR	TKL	AST	FF	FR	BL	TKL	AST	FF	FR
T.Togiai	2	4	6	1	9	1	1	0	0	0	0	0	0	0	0	0	0	0	0	0
K.Lassiter	3	1	4	0	0	0	0	0	0	0	0	0	0	0	0	0	0	0	0	0
W.Anderson	2	1	3	0	0	1	0	0	0	0	0	0	0	0	0	0	0	0	0	0
D.Hunter	2	1	3	0	0	0	0	0	0	0	0	0	0	0	0	0	0	0	0	0
Total	**9**	**7**	**16**	**1**	**9**	**2**	**1**	**0**	**0**	**0**	**0**	**0**	**0**	**0**	**0**	**0**	**0**	**0**	**0**	**0**

Houston Texans vs Kansas City Chiefs

12/7/2025 at GEHA Field at Arrowhead Stadium

First Half Summary

Kansas City Chiefs	Regular Defensive Plays											Special Teams					Misc			
	TKL	AST	COMB	SK	/ YDS	TFL	QH	IN	PD	FF	FR	TKL	AST	FF	FR	BL	TKL	AST	FF	FR
D.Tranquill	3	4	7	0	0	0	0	0	0	0	0	0	0	0	0	0	0	0	0	0
M.Edwards	5	1	6	0	0	1	0	0	0	0	0	0	0	0	0	0	0	0	0	0
N.Bolton	2	3	5	0	0	1	1	0	0	0	0	0	0	0	0	0	0	0	0	0
N.Williams	2	0	2	0	0	0	0	0	1	0	0	0	0	0	0	0	0	0	0	0
Total	**12**	**8**	**20**	**0**	**0**	**2**	**1**	**0**	**1**	**0**	**0**	**0**	**0**	**0**	**0**	**0**	**0**	**0**	**0**	**0**

Play By Play

First Quarter

12/7/2025

HST wins the coin toss and elects to defer. KC elects to Receive, and HST elects to defend the west goal.

K.Fairbairn kicks 61 yards from HST 35 to KC 4. B.Smith to KC 33 for 29 yards (D.Ogunbowale).

Kansas City Chiefs at 15:00, (1st play from scrimmage 14:55)

1-10-KC 33	(14:55) (Shotgun) I.Pacheco left guard to KC 36 for 3 yards (D.Hunter). KC-W.Morris was injured during the play.	
2-7-KC 36	(14:31) (Shotgun) I.Pacheco left tackle to KC 39 for 3 yards (T.Togiai; D.Hunter).	
3-4-KC 39	(13:55) (Shotgun) P.Mahomes pass incomplete short middle to N.Gray.	
4-4-KC 39	(13:51) M.Araiza punts 48 yards to HST 13, Center-J.Winchester, fair catch by J.Noel.	

Houston Texans at 13:44

1-10-HST 13	(13:44) B.Fisher reported in as eligible. W.Marks left guard to HST 19 for 6 yards (D.Tranquill; C.Conner).	
2-4-HST 19	(13:04) (Shotgun) W.Marks up the middle to HST 22 for 3 yards (D.Tranquill; N.Bolton).	
3-1-HST 22	(12:23) B.Fisher reported in as eligible. W.Marks right tackle to HST 24 for 2 yards (G.Karlaftis).	R1
1-10-HST 24	(11:41) (Shotgun) C.Stroud pass short left to C.Kirk to HST 30 for 6 yards (N.Bolton).	
2-4-HST 30	(11:02) C.Stroud sacked ob at HST 30 for 0 yards (L.Chenal).	
	PENALTY on KC-N.Bolton, Defensive Holding, 5 yards, enforced at HST 30 - No Play.	X2
1-10-HST 35	(10:34) (Shotgun) C.Stroud sacked at HST 34 for -1 yards (sack split by J.Tillery and A.Gillotte).	
	Penalty on HST-A.Ersery, Offensive Holding, declined.	
2-11-HST 34	(10:10) (Shotgun) W.Marks right end to HST 37 for 3 yards (G.Karlaftis; N.Bolton).	
3-8-HST 37	(9:28) (Shotgun) C.Stroud pass incomplete short middle to N.Collins.	
4-8-HST 37	(9:24) T.Townsend punts 38 yards to KC 25, Center-A.Brinkman, fair catch by X.Worthy.	

Timeout at 09:16.

Kansas City Chiefs at 9:16

1-10-KC 25	(9:16) (Shotgun) P.Mahomes pass short right to X.Worthy ran ob at KC 35 for 10 yards (D.Stingley).	P1
1-10-KC 35	(8:45) (Shotgun) P.Mahomes pass short left to R.Rice to KC 40 for 5 yards (J.Pitre).	
2-5-KC 40	(8:10) (Shotgun) I.Pacheco right tackle to KC 41 for 1 yard (T.Togiai; M.Edwards).	
3-4-KC 41	(7:38) (Shotgun) P.Mahomes pass short middle to P.Mahomes to KC 31 for -10 yards (W.Anderson).	
4-14-KC 31	(6:57) M.Araiza punts 57 yards to HST 12, Center-J.Winchester. J.Noel ran ob at HST 33 for 21 yards (C.McDonald).	

Timeout at 06:45.

Houston Texans at 6:45

1-10-HST 33	(6:45) B.Fisher reported in as eligible. C.Stroud pass deep left to N.Collins to KC 21 for 46 yards (T.McDuffie). KC-T.McDuffie was injured during the play.	P3

Timeout at 06:30.

1-10-KC 21	(6:19) (Shotgun) B.Fisher reported in as eligible. W.Marks right end to KC 14 for 7 yards (M.Edwards; D.Tranquill).	
2-3-KC 14	(5:40) W.Marks left end to KC 16 for -2 yards (N.Bolton).	
3-5-KC 16	(4:58) (Shotgun) C.Stroud pass short middle to D.Schultz for 16 yards, TOUCHDOWN NULLIFIED by Penalty.	
	PENALTY on HST, Illegal Shift, 5 yards, enforced at KC 16 - No Play.	
3-10-KC 21	(4:53) (Shotgun) C.Stroud pass short right to J.Higgins pushed ob at KC 12 for 9 yards (N.Williams).	
4-1-KC 12	(4:35) B.Fisher reported in as eligible. Direct snap to C.Stover. C.Stover right tackle to KC 10 for 2 yards (D.Tranquill; C.Conner).	
	PENALTY on HST-A.Ersery, Offensive Offside, 4 yards, enforced at KC 12 - No Play.	
4-5-KC 16	**(4:22) K.Fairbairn 35 yard field goal is GOOD, Center-A.Brinkman, Holder-T.Townsend.**	

Timeout at 04:18.

HST 3 KC 0, 5 plays, 51 yards, 2:27 drive, 10:42 elapsed

K.Fairbairn kicks 63 yards from HST 35 to KC 2. B.Smith to KC 23 for 21 yards (B.Brooks; A.Speed).

Kansas City Chiefs at 4:18, (1st play from scrimmage 4:09)

1-10-KC 23	(4:09) (Shotgun) P.Mahomes scrambles right end ran ob at KC 32 for 9 yards (W.Anderson).	
2-1-KC 32	(3:41) (Shotgun) I.Pacheco left guard to KC 37 for 5 yards (A.Al-Shaair; H.Ndubuisi).	R2
1-10-KC 37	(3:05) (Shotgun) P.Mahomes scrambles right tackle to KC 46 for 9 yards (D.Stingley).	
2-1-KC 46	(2:31) I.Pacheco right tackle to HST 49 for 5 yards (D.Horton; K.Lassiter).	R3
1-10-HST 49	(2:02) K.Hunt right tackle to HST 47 for 2 yards (T.Togiai; W.Anderson).	
	** Injury Update: KC-T.McDuffie return is Questionable.	
	** Injury Update: KC-W.Morris is Out of the game.	
2-8-HST 47	(1:20) (Shotgun) P.Mahomes sacked at KC 44 for -9 yards (T.Togiai).	

Houston Texans vs Kansas City Chiefs at GEHA Field at Arrowhead Stadium

3-17-KC 44 (:34) (Shotgun) P.Mahomes pass short right to R.Rice to HST 49 for 7 yards (A.Al-Shaair; M.Edwards).

END OF QUARTER		**Time Poss**	**First Downs**				**Efficiencies**	
	Score		**R**	**P**	**X**	**T**	**3 Down**	**4 Down**
Houston Texans	**3**	**6:55**	**1**	**1**	**1**	**3**	**1/3**	**0/0**
Kansas City Chiefs	**0**	**8:05**	**2**	**1**	**0**	**3**	**0/3**	**0/0**

Kansas City Chiefs continued.

4-10-HST 49	(15:00) M.Araiza punts 39 yards to HST 10, Center-J.Winchester, fair catch by J.Noel.	
	Penalty on HST-D.Horton, Running Into the Kicker, declined.	

Houston Texans at 14:54

1-10-HST 10	(14:54) W.Marks left tackle to HST 11 for 1 yard (M.Edwards).	
2-9-HST 11	(14:20) (Shotgun) C.Stroud pass incomplete short middle to N.Collins (N.Williams).	
3-9-HST 11	(14:13) (Shotgun) C.Stroud pass incomplete short middle to D.Schultz [G.Karlaftis].	
	PENALTY on KC-N.Williams, Defensive Holding, 5 yards, enforced at HST 11 - No Play.	X4
1-10-HST 16	(14:09) W.Marks right tackle to HST 23 for 7 yards (C.Conner).	
2-3-HST 23	(13:30) C.Stroud pass incomplete deep left to J.Higgins.	
3-3-HST 23	(13:24) (Shotgun) C.Stroud pass short right to D.Schultz pushed ob at HST 37 for 14 yards (M.Edwards).	P5
1-10-HST 37	(12:49) N.Chubb up the middle to HST 40 for 3 yards (D.Tranquill; N.Bolton).	
2-7-HST 40	(12:09) (Shotgun) C.Stroud pass deep middle to N.Collins pushed ob at KC 7 for 53 yards (J.Watson).	P6
1-7-KC 7	*(11:19) B.Fisher reported in as eligible. PENALTY on HST-T.Brown, False Start, 5 yards, enforced at KC 7 - No Play.*	
1-12-KC 12	(10:56) (Shotgun) C.Stroud pass short right to W.Marks to KC 13 for -1 yards (M.Edwards).	
2-13-KC 13	(10:12) (Shotgun) C.Stroud pass short left to N.Collins to KC 9 for 4 yards (N.Williams).	
3-9-KC 9	**(9:29) (Shotgun) C.Stroud pass short left to W.Marks for 9 yards, TOUCHDOWN [N.Bolton].**	P7
	K.Fairbairn extra point is GOOD, Center-A.Brinkman, Holder-T.Townsend.	

Timeout at 09:24.

HST 10 KC 0, 10 plays, 90 yards, 1 penalty, 5:30 drive, 5:36 elapsed

K.Fairbairn kicks 63 yards from HST 35 to KC 2. T.Thornton to KC 35 for 33 yards (T.Smith).

Kansas City Chiefs at 9:24, (1st play from scrimmage 9:18)

1-10-KC 35	(9:18) (Shotgun) I.Pacheco right guard to KC 36 for 1 yard (T.Togiai; H.To'oTo'o).	
2-9-KC 36	(8:42) (Shotgun) P.Mahomes pass deep middle intended for J.Smith-Schuster INTERCEPTED by J.Pitre at HST 45. J.Pitre to HST 43 for -2 yards (J.Smith-Schuster).	

Houston Texans at 8:34

1-10-HST 43	(8:34) C.Stroud pass short right to D.Schultz to HST 47 for 4 yards (D.Tranquill).	
2-6-HST 47	(7:50) C.Stroud pass short left to J.Noel pushed ob at KC 48 for 5 yards (B.Cook).	
3-1-KC 48	(7:07) B.Fisher reported in as eligible. C.Stroud up the middle to KC 46 for 2 yards (D.Tranquill).	R8
	** Injury Update: HST-N.Chubb return is Questionable.	
1-10-KC 46	(6:27) (Shotgun) W.Marks right end to KC 42 for 4 yards (D.Tranquill).	
2-6-KC 42	(5:45) (Shotgun) C.Stroud pass incomplete short left.	
3-6-KC 42	(5:43) (Shotgun) C.Stroud pass incomplete short left to D.Schultz (K.Knowles).	
4-6-KC 42	(5:39) T.Townsend punts 39 yards to KC 3, Center-A.Brinkman, downed by HST-X.Hutchinson.	

Timeout at 05:31.

Kansas City Chiefs at 5:31

1-10-KC 3	(5:31) K.Hunt right guard to KC 4 for 1 yard (S.Rankins).	
2-9-KC 4	(4:49) (Shotgun) P.Mahomes pass short left to T.Thornton to KC 16 for 12 yards (K.Lassiter).	P4
1-10-KC 16	(4:10) (Shotgun) P.Mahomes pass incomplete short right to T.Kelce.	
2-10-KC 16	(4:05) (Shotgun) P.Mahomes scrambles left tackle to KC 21 for 5 yards (K.Lassiter).	
3-5-KC 21	(3:24) (Shotgun) P.Mahomes pass short right to J.Smith-Schuster to KC 26 for 5 yards (J.Pitre) [M.Edwards].	P5
	PENALTY on HST-M.Edwards, Face Mask, 15 yards, enforced at KC 26. *Penalty on HST-C.Bullock, Defensive Holding, declined.*	X6
1-10-KC 41	(3:10) (Shotgun) P.Mahomes pass deep right to X.Worthy ran ob at HST 37 for 22 yards.	P7
1-10-HST 37	(2:32) (Shotgun) K.Hunt up the middle to HST 34 for 3 yards (T.Togiai).	

Two-Minute Warning

2-7-HST 34	(2:00) (Shotgun) P.Mahomes pass short left to T.Thornton to HST 27 for 7 yards (K.Lassiter).	P8
	Timeout #1 by HST at 01:52.	
1-10-HST 27	(1:52) (Shotgun) P.Mahomes pass incomplete short middle to N.Gray.	
2-10-HST 27	(1:48) (Shotgun) K.Hunt left tackle to HST 22 for 5 yards (D.Hunter).	
3-5-HST 22	(1:09) (Shotgun) P.Mahomes sacked at HST 25 for -3 yards (sack split by D.Autry and S.Rankins).	

Timeout #2 by HST at 01:03.

4-8-HST 25 (1:03) H.Butker 43 yard field goal is No Good, Hit Right Upright, Center-J.Winchester, Holder-M.Araiza.

Timeout at 01:00.

Houston Texans at 1:00

1-10-HST 33 (1:00) (Shotgun) C.Stroud pass incomplete short right to N.Collins.

PENALTY on HST-N.Collins, Offensive Pass Interference, 10 yards, enforced at HST 33 - No Play.

1-20-HST 23 (:56) (Shotgun) C.Stroud pass incomplete deep middle to J.Higgins.

2-20-HST 23 (:52) (Shotgun) C.Stroud pass short right to D.Schultz pushed ob at HST 27 for 4 yards (M.Edwards).

3-16-HST 27 (:48) (Shotgun) C.Stroud pass deep middle to N.Collins to HST 45 for 18 yards (M.Edwards) [C.Jones]. P9

1-10-HST 45 *(:23) (No Huddle, Shotgun) PENALTY on HST-A.Ersery, False Start, 5 yards, enforced at HST 45 - No Play.*

Timeout #3 by HST at 00:23.

1-15-HST 40 (:23) (Shotgun) C.Stroud sacked at HST 35 for -5 yards (C.Jones).

2-20-HST 35 (:06) (No Huddle, Shotgun) C.Stroud pass incomplete short right to W.Marks.

END OF QUARTER

	Score	Time Poss	First Downs R	P	X	T	Efficiencies 3 Down	4 Down
Houston Texans	**10**	**9:33**	**1**	**4**	**1**	**6**	**4/5**	**0/0**
Kansas City Chiefs	**0**	**5:27**	**0**	**4**	**1**	**5**	**1/2**	**0/0**

Play By Play

Third Quarter

12/7/2025

HST elects to Receive, and KC elects to defend the West goal.

H.Butker kicks 61 yards from KC 35 to HST 4. T.Smith to HST 27 for 23 yards (J.Cochrane).

PENALTY on HST-B.Brooks, Offensive Holding, 10 yards, enforced at HST 27.

Houston Texans at 15:00, (1st play from scrimmage 14:55)

1-10-HST 17	(14:55) W.Marks left tackle to HST 13 for -4 yards (N.Bolton).	
2-14-HST 13	(14:18) (Shotgun) C.Stroud pass incomplete short middle [C.Jones].	
3-14-HST 13	(14:14) (Shotgun) C.Stroud pass incomplete deep right to X.Hutchinson [G.Karlaftis].	
4-14-HST 13	(14:08) T.Townsend punts 43 yards to KC 44, Center-A.Brinkman, fair catch by X.Worthy.	

Kansas City Chiefs at 14:00

1-10-KC 44	(14:00) (Shotgun) P.Mahomes pass deep right to M.Brown to HST 21 for 35 yards (C.Bullock).	P9
1-10-HST 21	(13:17) (Shotgun) B.Smith left end to HST 14 for 7 yards (C.Bullock).	
2-3-HST 14	(12:39) (Shotgun) K.Hunt left tackle to HST 12 for 2 yards (S.Rankins; A.Al-Shaair).	
3-1-HST 12	(12:00) (Shotgun) H.Nourzad reported in as eligible. K.Hunt left guard to HST 11 for 1 yard (H.To'oTo'o; D.Hunter).	R10
1-10-HST 11	(11:23) K.Hunt up the middle to HST 8 for 3 yards (J.Pitre).	
2-7-HST 8	(10:49) (Shotgun) P.Mahomes pass incomplete short right.	
3-7-HST 8	(10:45) (Shotgun) P.Mahomes scrambles left guard to HST 2 for 6 yards (M.Bryant).	
4-1-HST 2	**(9:59) (Shotgun) K.Hunt right guard for 2 yards, TOUCHDOWN.**	R11
	H.Butker extra point is GOOD, Center-J.Winchester, Holder-M.Araiza.	

Timeout at 09:52.

HST 10 KC 7, 8 plays, 56 yards, 4:08 drive, 5:08 elapsed

H.Butker kicks 65 yards from KC 35 to end zone, Touchback to the HST 35.

Houston Texans at 9:52

1-10-HST 35	(9:52) B.Fisher reported in as eligible. W.Marks right guard to HST 37 for 2 yards (B.Cook; N.Williams).	
2-8-HST 37	(9:28) (Shotgun) C.Stroud pass incomplete short right to X.Hutchinson (C.Jones).	
3-8-HST 37	(9:24) (Shotgun) C.Stroud pass incomplete short left to N.Collins.	
4-8-HST 37	(9:20) T.Townsend punts 56 yards to KC 7, Center-A.Brinkman. X.Worthy to KC 13 for 6 yards (D.Clark; D.Ogunbowale).	
	PENALTY on KC-M.Edwards, Illegal Block Above the Waist, 3 yards, enforced at KC 7.	

Timeout at 09:03.

** Injury Update: KC-T.McDuffie is Out of the game.

Kansas City Chiefs at 9:03

1-10-KC 4	*(9:03) (Shotgun) PENALTY on KC-M.Caliendo, False Start, 2 yards, enforced at KC 4 - No Play.*	
	** Injury Update: HST-N.Chubb is Out of the game.	
1-12-KC 2	(9:03) (Shotgun) P.Mahomes pass short right to T.Kelce to KC 10 for 8 yards (H.To'oTo'o).	
2-4-KC 10	(8:26) (Shotgun) K.Hunt up the middle to KC 13 for 3 yards (T.Togiai; D.Barnett).	
3-1-KC 13	(7:45) (Shotgun) K.Hunt up the middle to KC 15 for 2 yards (A.Al-Shaair; T.Togiai).	R12
1-10-KC 15	(7:07) (Shotgun) P.Mahomes pass deep left to X.Worthy to KC 38 for 23 yards (K.Lassiter).	P13
1-10-KC 38	(6:31) (Shotgun) P.Mahomes pass incomplete short left to X.Worthy.	
2-10-KC 38	(6:26) I.Pacheco left guard to KC 44 for 6 yards (M.Bryant; J.Pitre).	
3-4-KC 44	(5:47) (Shotgun) P.Mahomes pass incomplete short left to T.Kelce.	
4-4-KC 44	(5:43) M.Araiza punts 44 yards to HST 12, Center-J.Winchester, out of bounds.	

Timeout at 05:36.

Houston Texans at 5:36

1-10-HST 12	(5:36) (Shotgun) C.Stroud pass incomplete short left to N.Collins.
2-10-HST 12	(5:32) (Shotgun) W.Marks up the middle to HST 12 for no gain (G.Karlaftis; N.Bolton).
3-10-HST 12	(4:50) (Shotgun) C.Stroud pass incomplete deep right to C.Kirk (N.Williams).
4-10-HST 12	(4:43) T.Townsend punts 36 yards to HST 48, Center-A.Brinkman, out of bounds.

Timeout at 04:35.

Kansas City Chiefs at 4:35

1-10-HST 48	(4:35) (Shotgun) P.Mahomes pass incomplete deep middle to T.Thornton (K.Lassiter) [T.Togiai].
2-10-HST 48	(4:27) (Shotgun) P.Mahomes pass short left to R.Rice pushed ob at HST 41 for 7 yards (C.Bullock).

3-3-HST 41	(3:48) (Shotgun) P.Mahomes scrambles left guard to HST 26 for 15 yards (A.Al-Shaair).	R14
1-10-HST 26	(3:14) (Shotgun) I.Pacheco up the middle to HST 24 for 2 yards (D.Barnett; T.Togiai).	
2-8-HST 24	(2:38) P.Mahomes scrambles left end ran ob at HST 18 for 6 yards (J.Pitre).	
3-2-HST 18	(1:57) (Shotgun) P.Mahomes pass incomplete short left to K.Hunt.	
4-2-HST 18	**(1:54) H.Butker 36 yard field goal is GOOD, Center-J.Winchester, Holder-M.Araiza.**	

HST 10 KC 10, 7 plays, 30 yards, 2:45 drive, 13:10 elapsed

H.Butker kicks 60 yards from KC 35 to HST 5. T.Smith to HST 23 for 18 yards (K.Knowles).

Houston Texans at 1:50, (1st play from scrimmage 1:46)

1-10-HST 23	(1:46) B.Fisher reported in as eligible. C.Stroud pass incomplete short middle [M.Danna].
2-10-HST 23	(1:40) (Shotgun) W.Marks left end to HST 23 for no gain (A.Gillotte).
3-10-HST 23	(:57) (Shotgun) C.Stroud pass incomplete deep middle [C.Jones].
4-10-HST 23	(:51) T.Townsend punts 39 yards to KC 38, Center-A.Brinkman, fair catch by X.Worthy.

Kansas City Chiefs at 0:44

1-10-KC 38	(:44) (Shotgun) P.Mahomes pass incomplete short right to R.Rice (J.Pitre).
2-10-KC 38	(:35) (Shotgun) I.Pacheco right guard to KC 42 for 4 yards (D.Horton).

END OF QUARTER		**Time Poss**	**First Downs**				**Efficiencies**	
	Score		**R**	**P**	**X**	**T**	**3 Down**	**4 Down**
Houston Texans	**10**	**3:56**	**0**	**0**	**0**	**0**	**0/4**	**0/0**
Kansas City Chiefs	**10**	**11:04**	**4**	**2**	**0**	**6**	**3/6**	**1/1**

Play By Play

Fourth Quarter

12/7/2025

Kansas City Chiefs continued.

3-6-KC 42	(15:00) (Shotgun) P.Mahomes pass deep left intended for M.Brown INTERCEPTED by K.Lassiter at HST 16. K.Lassiter to HST 16 for no gain (M.Brown).	

Houston Texans at 14:53

1-10-HST 16	(14:53) W.Marks right guard to HST 20 for 4 yards (N.Bolton).	
2-6-HST 20	(14:19) (Shotgun) C.Stroud sacked at HST 9 for -11 yards (G.Karlaftis).	
3-17-HST 9	(13:35) (Shotgun) C.Stroud pass deep left to J.Higgins to HST 26 for 17 yards (C.Conner).	P10
1-10-HST 26	(12:59) (Shotgun) C.Stroud pass short left to J.Noel ran ob at HST 33 for 7 yards (M.Edwards).	
2-3-HST 33	(12:28) (Shotgun) W.Marks left guard to HST 34 for 1 yard (N.Bolton).	
3-2-HST 34	(11:48) (Shotgun) J.Noel left end to HST 35 for 1 yard (J.Watson).	
	Penalty on HST-J.Andrews, Offensive Holding, declined.	
4-1-HST 35	(11:32) T.Townsend punts 43 yards to KC 22, Center-A.Brinkman, fair catch by X.Worthy.	

Timeout at 11:25.

Kansas City Chiefs at 11:25

1-10-KC 22	(11:25) P.Mahomes pass incomplete short right.	
2-10-KC 22	(11:19) (Shotgun) P.Mahomes pass incomplete short middle.	
3-10-KC 22	(11:13) (Shotgun) P.Mahomes scrambles left end to KC 31 for 9 yards (S.Rankins).	
4-1-KC 31	(10:22) (Shotgun) P.Mahomes pass incomplete short middle to R.Rice (D.Stingley) [W.Anderson].	

Houston Texans at 10:18

1-10-KC 31	(10:18) B.Fisher reported in as eligible. W.Marks up the middle to KC 25 for 6 yards (N.Bolton; B.Cook).	
2-4-KC 25	(9:44) W.Marks up the middle to KC 24 for 1 yard (D.Tranquill; N.Bolton).	
3-3-KC 24	(9:02) (Shotgun) C.Stroud pass short right to J.Higgins to KC 16 for 8 yards (M.Danna).	P11
1-10-KC 16	(8:18) C.Stroud scrambles left end ran ob at KC 13 for 3 yards (N.Bolton).	
2-7-KC 13	(7:36) B.Fisher reported in as eligible. W.Marks right end to KC 5 for 8 yards (D.Tranquill; B.Cook). HST-W.Marks was injured during the play.	R12
1-5-KC 5	**(7:00) (Shotgun) D.Ogunbowale up the middle for 5 yards, TOUCHDOWN.**	R13
	K.Fairbairn extra point is GOOD, Center-A.Brinkman, Holder-T.Townsend.	

Timeout at 06:56.

HST 17 KC 10, 6 plays, 31 yards, 3:22 drive, 8:04 elapsed

K.Fairbairn kicks 65 yards from HST 35 to end zone, Touchback to the KC 35.

Kansas City Chiefs at 6:56

1-10-KC 35	(6:56) K.Hunt left tackle to KC 41 for 6 yards (T.Togiai; M.Bryant).
2-4-KC 41	(6:18) (Shotgun) K.Hunt up the middle to KC 41 for no gain (K.Lassiter).
3-4-KC 41	(5:37) (Shotgun) P.Mahomes pass incomplete short left to R.Rice (D.Hunter) [D.Hunter].
	Timeout #1 by KC at 05:31.
4-4-KC 41	(5:31) (Shotgun) P.Mahomes pass incomplete short middle to R.Rice [D.Autry].

Timeout at 05:26.

Timeout #1 by HST at 05:26.

Houston Texans at 5:26

1-10-KC 41	(5:26) (Shotgun) W.Marks up the middle to KC 41 for no gain (L.Chenal; M.Pennel). ** Injury Update: HST-W.Marks has returned to the game.
2-10-KC 41	(4:45) W.Marks left end to KC 38 for 3 yards (C.Conner).
3-7-KC 38	*(3:58) (Shotgun) PENALTY on HST, Delay of Game, 5 yards, enforced at KC 38 - No Play.*
3-12-KC 43	(3:58) (Shotgun) C.Stroud pass incomplete deep right to C.Kirk.
4-12-KC 43	(3:53) T.Townsend punts 35 yards to KC 8, Center-A.Brinkman, downed by HST-X.Hutchinson.

Timeout at 03:44.

Kansas City Chiefs at 3:44

1-10-KC 8	(3:44) (Shotgun) P.Mahomes pass incomplete short right to T.Kelce.
2-10-KC 8	(3:40) (Shotgun) P.Mahomes pass deep right intended for T.Kelce INTERCEPTED by A.Al-Shaair at KC 26. A.Al-Shaair to KC 26 for no gain (T.Kelce).

Houston Texans at 3:32

1-10-KC 26	(3:32) B.Fisher reported in as eligible. W.Marks left end to KC 24 for 2 yards (L.Chenal).
	Timeout #2 by KC at 03:27.

2-8-KC 24	(3:27) W.Marks right tackle to KC 21 for 3 yards (L.Chenal).	
	Timeout #3 by KC at 03:23.	
3-5-KC 21	(3:23) W.Marks right guard to KC 15 for 6 yards (C.Jones; B.Cook).	R14
1-10-KC 15	(2:41) W.Marks right end to KC 13 for 2 yards (G.Karlaftis).	

Two-Minute Warning

2-8-KC 13	(2:00) B.Fisher reported in as eligible. W.Marks right guard to KC 9 for 4 yards (M.Danna).	
3-4-KC 9	(1:17) W.Marks right tackle to KC 10 for -1 yards (D.Tranquill).	
	Timeout #2 by HST at 00:33.	
4-5-KC 10	**(:33) K.Fairbairn 28 yard field goal is GOOD, Center-A.Brinkman, Holder-T.Townsend.**	

HST 20 KC 10, 7 plays, 16 yards, 3:02 drive, 14:30 elapsed

K.Fairbairn kicks 56 yards from HST 35 to KC 9. T.Thornton to KC 30 for 21 yards (M.Bryant; D.Ogunbowale).

Kansas City Chiefs at 0:30, (1st play from scrimmage 0:22)

1-10-KC 30	(:22) (Shotgun) P.Mahomes pass short middle to R.Rice to KC 45 for 15 yards (M.Bryant).	P15
1-10-KC 45	(:12) (No Huddle) P.Mahomes spiked the ball to stop the clock.	
2-10-KC 45	*(:11) (No Huddle, Shotgun) PENALTY on KC-E.Pole, False Start, 5 yards, enforced at KC 45 - No Play.*	
2-15-KC 40	(:11) (Shotgun) P.Mahomes pass short middle to N.Gray to HST 46 for 14 yards (M.Bryant; J.Pitre).	

END OF QUARTER

	Score	Time Poss	First Downs R	P	X	T	Efficiencies 3 Down	4 Down
Houston Texans	**20**	**11:34**	**3**	**2**	**0**	**5**	**3/6**	**0/0**
Kansas City Chiefs	**10**	**3:26**	**0**	**1**	**0**	**1**	**0/3**	**0/2**

Miscellaneous Statistics Report

Houston Texans vs Kansas City Chiefs
12/7/2025 at GEHA Field at Arrowhead Stadium

Ten Longest Plays for Houston Texans

Yards	Qtr	Play Start	Play Description
53	2	2-7-HST 40	(12:09) (Shotgun) C.Stroud pass deep middle to N.Collins pushed ob at KC 7 for 53 yards (J.Watson).
46	1	1-10-HST 33	(6:45) B.Fisher reported in as eligible. C.Stroud pass deep left to N.Collins to KC 21 for 46 yards (T.McDuffie). KC-T.McDuffie was injured during the play.
18	2	3-16-HST 27	(:48) (Shotgun) C.Stroud pass deep middle to N.Collins to HST 45 for 18 yards (M.Edwards) [C.Jones].
17	4	3-17-HST 9	(13:35) (Shotgun) C.Stroud pass deep left to J.Higgins to HST 26 for 17 yards (C.Conner).
14	2	3-3-HST 23	(13:24) (Shotgun) C.Stroud pass short right to D.Schultz pushed ob at HST 37 for 14 yards (M.Edwards).
9	1	3-10-KC 21	(4:53) (Shotgun) C.Stroud pass short right to J.Higgins pushed ob at KC 12 for 9 yards (N.Williams).
9	2	3-9-KC 9	(9:29) (Shotgun) C.Stroud pass short left to W.Marks for 9 yards, TOUCHDOWN [N.Bolton].
8	4	3-3-KC 24	(9:02) (Shotgun) C.Stroud pass short right to J.Higgins to KC 16 for 8 yards (M.Danna).
8	4	2-7-KC 13	(7:36) B.Fisher reported in as eligible. W.Marks right end to KC 5 for 8 yards (D.Tranquill; B.Cook). HST-W.Marks was injured during the play.
7	1	1-10-KC 21	(6:19) (Shotgun) B.Fisher reported in as eligible. W.Marks right end to KC 14 for 7 yards (M.Edwards; D.Tranquill).

Ten Longest Plays for Kansas City Chiefs

Yards	Qtr	Play Start	Play Description
35	3	1-10-KC 44	(14:00) (Shotgun) P.Mahomes pass deep right to M.Brown to HST 21 for 35 yards (C.Bullock).
23	3	1-10-KC 15	(7:07) (Shotgun) P.Mahomes pass deep left to X.Worthy to KC 38 for 23 yards (K.Lassiter).
22	2	1-10-KC 41	(3:10) (Shotgun) P.Mahomes pass deep right to X.Worthy ran ob at HST 37 for 22 yards.
20	2	3-5-KC 21	(3:24) (Shotgun) P.Mahomes pass short right to J.Smith-Schuster to KC 26 for 5 yards (J.Pitre) [M.Edwards].
15	3	3-3-HST 41	(3:48) (Shotgun) P.Mahomes scrambles left guard to HST 26 for 15 yards (A.Al-Shaair).
15	4	1-10-KC 30	(:22) (Shotgun) P.Mahomes pass short middle to R.Rice to KC 45 for 15 yards (M.Bryant).
14	4	2-15-KC 40	(:11) (Shotgun) P.Mahomes pass short middle to N.Gray to HST 46 for 14 yards (M.Bryant; J.Pitre).
12	2	2-9-KC 4	(4:49) (Shotgun) P.Mahomes pass short left to T.Thornton to KC 16 for 12 yards (K.Lassiter).
10	1	1-10-KC 25	(9:16) (Shotgun) P.Mahomes pass short right to X.Worthy ran ob at KC 35 for 10 yards (D.Stingley).
9	1	1-10-KC 23	(4:09) (Shotgun) P.Mahomes scrambles right end ran ob at KC 32 for 9 yards (W.Anderson).

Touchdown Scoring Information		Offense	Defense	Special Teams
VISITOR	Houston Texans	2	0	0
HOME	Kansas City Chiefs	1	0	0

Player Scoring Information

Club	Player	TD	Rush TD	Rec TD	KO TD	Punt TD	Int TD	Fum TD	Misc TD	FG	XP	2Pt Rush	2Pt Rec	Sfty	Points
HST	K.Fairbairn	0	0	0	0	0	0	0	0	2	2	0	0	0	8
HST	D.Ogunbowale	0	1	0	0	0	0	0	0	0	0	0	0	0	6
HST	W.Marks	0	0	1	0	0	0	0	0	0	0	0	0	0	6
KC	K.Hunt	0	1	0	0	0	0	0	0	0	0	0	0	0	6
KC	H.Butker	0	0	0	0	0	0	0	0	1	1	0	0	0	4

Possession Detail	First Half		Second Half		Game	
	Visitor	Home	Visitor	Home	Visitor	Home
Largest Lead	10	0	10	0	10	0
Drives Leading	3	0	5	0	8	0
Time of Possession Leading	9:33	0:00	7:34	0:00	17:07	0:00
Largest Deficit	0	-10	0	-10	0	-10
Drives Trailing	0	3	0	6	0	9
Time of Possession Trailing	0:00	9:45	0:00	12:32	0:00	22:17
Times Score Tied Up		0		1		1
Lead Changes		1		1		2

PLAYER STATS

MATT ARAIZA

PUNTER #14

SAN DIEGO STATE

2ND YEAR IN THE NFL

2ND YEAR WITH THE CHIEFS

HEIGHT: 6'1"
WEIGHT: 200 LBS
HOW ACQUIRED: FA-25
BIRTHDAY: 5/16/00

- Araiza enters his second season with the Chiefs in 2025.
- Originally entered the NFL as a sixth-round pick (180th overall) by the Buffalo Bills in 2022.

Transactions:

Re-signed with Kansas City (6/18/25) ... Signed with Kansas City (2/22/24) ... Cut by Buffalo (8/27/22) ... Originally entered the NFL as a sixth round pick (180th overall) by the Buffalo Bills in 2022.

COLLEGE

Played three years at San Diego State (2019-21), redshirted in 2018 ... In 2021, went 45/45 on his PATs and 18-for-28 on field goals ... Had three 50+ yard field goals ... Punted 79 times for 4,044 yards (51.2 avg) ... Had 39 punts of at least 50 yards and 18 of 60+ yards ... Had a net punting average of 44.22 ... Kicked off 73 times for 4,749 yards and 64.7 average ... Set the NCAA FBS record in punting average (51.2), 60-yard punts (18) and 50-yard punts (39) in a season ... In his junior year won the Ray Guy Award, awarded yearly to the most outstanding punter ... Was the first Aztec to win a major postseason award in program history ... Was named Action Network Special Teams Player of the Year ... Won Pro Football Network Best Punter ... Became SDSU's second unanimous All-American ... Was first-team All-American by Walter Camp, FWAA, Associated Press, Sporting News, AFCA, The Athletic, USA Today, ESPN, Pro Football Focus, Pro Football Network, CBS Sports, College Football Focus, Bleacher Report, The Action Network and Sports Info Solutions ... Was named Mountain West Special Teams Player of the Week (Sept. 9, Sept. 27, Oct. 18, Oct. 25 and Nov. 15) ... As a sophomore (2020) played in all eight games as kicker and kick off specialist and one as punter ... Went 10-for-14 on field goal attempts and 23-for-24 in PATs ... Led the team with 53 points ... Earned honorable mention All-Mountain West honors for a second consecutive season which is voted on by the league's coaches and media ... Was named to the Lou Groza Award Watch List as nation's top placekicker ... In his freshman season (2019) he handled all kicking duties except punting in 13 games ... Was 22-for-26 on field goal attempts (long of 48 yards) ... Made all 28 PATs ... Set a school single-season record with 22 field goals ... Led the team with 94 points ... Kicked off 65 times for 4,057 yards, averaging 62.4 yards ... Was named All-Mountain West honorable mention, voted on by the league's coaches and media ... Was named second-team All-Mountain West pick by Phil Steele Magazine.

PERSONAL

- Kicked and punted for three years at Rancho Bernardo High School.
- Had a field goal long of 53 yards in high school.
- Went 37-for-48 on field goals.
- Averaged 41.7 yards per punt with a long of 71 yards.
- Played some defensive back.
- Was a MaxPreps sophomore first-team All-American and first-team California Medium Schools pick.
- Three-time All-CIF San Diego Section Kicker of the Year and two time Palomar League Kicker of the Year.
- Son of Rico and Kerry Araiza.
- Majored in interdisciplinary studies.

MATT ARAIZA'S NFL REGULAR SEASON PUNTING STATISTICS

DATE	TEAM	GP	NO.	YDS.	AVG.	OPP. RET.	OPP. YDS.	NET YDS.	AVG.	TB	IN20	LG	BK
2022	Bills	0	0	0	0.0	0	0	0	0.0	0		0	0
2024	Chiefs	17	62	3,027	48.8	25	253	2,594	41.8	9	25	72	0
2025	Chiefs	13	38	1,776	46.7	15	235	1,521	40.0	1	19	69	0
NFL TOTALS		**30**	**100**	**4,803**	**48.0**	**40**	**488**	**4,115**	**41.2**	**10**	**44**	**72**	**0**

MATT ARAIZA'S NFL POSTSEASON PUNTING STATISTICS

DATE	TEAM	GP	NO.	YDS.	AVG.	OPP. RET.	OPP. YDS.	NET YDS.	AVG.	TB	IN20	LG	BK
2024	Chiefs	3	10	491	49.1	4	33	378	37.8	4	1	60	0
NFL TOTALS		**3**	**10**	**491**	**49.1**	**4**	**33**	**378**	**37.8**	**4**	**1**	**60**	**0**

SINGLE-GAME HIGHS: PUNTER

Punts
9 at Cleveland, Dec 15, 2024
5 at Dallas, Nov 27, 2025
5 at Denver, Jan 05, 2025
5 at Pittsburgh, Dec 25, 2024
...1 more at 5.

Gross Punting Yards
399 at Cleveland, Dec 15, 2024
269 at Pittsburgh, Dec 25, 2024
245 at Denver, Jan 05, 2025
238 at Denver, Nov 16, 2025
217 vs. Las Vegas, Nov 29, 2024

Gross Punting Avg
59.7 at San Francisco, Oct 20, 2024
59.5 at Denver, Nov 16, 2025
59.3 vs. Philadelphia, Sep 14, 2025
53.8 at Pittsburgh, Dec 25, 2024
53.3 vs. Denver, Nov 10, 2024

Net Punting Yards
365 at Cleveland, Dec 15, 2024
225 at Denver, Jan 05, 2025
215 at Pittsburgh, Dec 25, 2024
207 vs. L.A. Chargers, Dec 08, 2024
200 at L.A. Chargers, Sep 29, 2024

Net Punting Avg
54.7 vs. Philadelphia, Sep 14, 2025
51.8 vs. L.A. Chargers, Dec 08, 2024
51.5 vs. Cincinnati, Sep 15, 2024
50.0 at L.A. Chargers, Sep 29, 2024
49.3 at San Francisco, Oct 20, 2024

Longest Punts
72 at Pittsburgh, Dec 25, 2024
69 vs. Philadelphia, Sep 14, 2025
67 at San Francisco, Oct 20, 2024
66 at Denver, Nov 16, 2025
64 vs. Denver, Nov 10, 2024

Inside the 20
4 at Dallas, Nov 27, 2025
4 at Jacksonville, Oct 06, 2025
4 at L.A. Chargers, Sep 29, 2024
3 vs. Houston, Dec 07, 2025
...1 more at 3.

Special Teams Tackles
2 vs. Las Vegas, Nov 29, 2024

SINGLE-GAME HIGHS – POSTSEASON: PUNTER

Punts
6 at Philadelphia, Feb 09, 2025
2 vs. Buffalo, Jan 26, 2025
2 vs. Houston, Jan 18, 2025

Gross Punting Yards
311 at Philadelphia, Feb 09, 2025
93 vs. Buffalo, Jan 26, 2025
87 vs. Houston, Jan 18, 2025

Gross Punting Avg
51.8 at Philadelphia, Feb 09, 2025

Net Punting Yards
244 at Philadelphia, Feb 09, 2025
67 vs. Buffalo, Jan 26, 2025
67 vs. Houston, Jan 18, 2025

Net Punting Avg
40.7 at Philadelphia, Feb 09, 2025

Longest Punts
60 at Philadelphia, Feb 09, 2025
51 vs. Buffalo, Jan 26, 2025
51 vs. Houston, Jan 18, 2025

Inside the 20
1 vs. Houston, Jan 18, 2025

2024 GAME-BY-GAME REGULAR-SEASON STATISTICS (CHIEFS)

DATE	OPPONENT		NO.	YDS.	AVG.	OPP. RET.	YDS.	NET YDS.	AVG	TB	IN20	LG	BK	W/L	SCORE
09/05	Ravens	P	3	144	48.0	1	3	101	33.7	2	1	56	0	W	27-20
09/15	Bengals	P	2	112	56.0	1	9	103	51.5	0	2	63	0	W	26-25
09/22	at Falcons	P	3	145	48.3	2	12	133	44.3	0	1	52	0	W	22-17
09/29	at Chargers	P	4	200	50.0	0	0	200	50.0	0	4	53	0	W	17-10
10/07	Saints	P	1	56	56.0	1	10	46	46.0	0	0	56	0	W	26-13
10/20	at 49ers	P	3	179	59.7	1	11	148	49.3	1	0	67	0	W	28-18
10/27	at Raiders	P	2	93	46.5	1	17	76	38.0	0	1	51	0	W	27-20
11/04	Buccaneers	P	4	171	42.8	2	18	153	38.3	0	1	49	0	W	30-24+
11/10	Broncos	P	4	213	53.3	1	28	145	36.3	2	1	64	0	W	16-14
11/17	at Bills	P	4	193	48.3	4	56	137	34.3	0	1	58	0	L	21-30
11/24	at Panthers	P	2	94	47.0	1	10	84	42.0	0	1	48	0	W	30-27
11/29	Raiders	P	5	217	43.4	3	39	178	35.6	0	2	54	0	W	19-17
12/08	Chargers	P	4	207	51.8	1	0	207	51.8	0	2	59	0	W	19-17
12/15	at Browns	P	9	399	44.3	3	14	365	40.6	1	2	58	0	W	21-7
12/21	Texans	P	2	90	45.0	1	12	78	39.0	0	1	49	0	W	27-19
12/25	at Steelers	P	5	269	53.8	2	14	215	43.0	2	2	72	0	W	29-10
01/05	at Broncos	P	5	245	49.0	0	0	225	45.0	1	3	60	0	L	0-38
2024 TOTALS		**17**	**62**	**3,027**	**48.8**	**25**	**253**	**2,594**	**41.8**	**9**	**25**	**72**	**0**	**15-2**	

+ - Overtime

2025 GAME-BY-GAME REGULAR-SEASON STATISTICS (CHIEFS)

DATE	OPPONENT		NO.	YDS.	AVG.	OPP. RET.	OPP. YDS.	NET YDS.	AVG	TB	IN20	LG	BK	W/L	SCORE
09/05	at Chargers	P	3	116	38.7	0	0	116	38.7	0	1	40	0	L	21-27
09/14	Eagles	P	3	178	59.3	1	14	164	54.7	0	2	69	0	L	17-20
09/21	at Giants	P	3	139	46.3	2	17	122	40.7	0	0	53	0	W	22-9
09/28	Ravens	P	1	37	37.0	0	0	37	37.0	0	1	37	0	W	37-20
10/06	at Jaguars	P	4	164	41.0	1	-1	165	41.3	0	4	55	0	L	28-31
10/12	Lions	P	1	46	46.0	0	0	46	46.0	0	1	46	0	W	30-17
10/19	Raiders	P	3	106	35.3	1	6	100	33.3	0	2	40	0	W	31-0
10/27	Commanders	P	1	56	56.0	1	14	42	42.0	0	0	56	0	W	28-7
11/02	at Bills	P	3	146	48.7	2	14	132	44.0	0	1	60	0	L	21-28
11/16	at Broncos	P	4	238	59.5	3	101	137	34.3	0	0	66	0	L	19-22
11/23	Colts	P	3	147	49.0	3	49	98	32.7	0	0	50	0	W	23-20+
11/27	at Cowboys	P	5	215	43.0	0	0	195	39.0	1	4	59	0	L	28-31
12/07	Texans	P	4	188	47.0	1	21	167	41.8	0	3	57	0	L	10-20
2025 TOTALS		**13**	**38**	**1,776**	**46.7**	**15**	**235**	**1,521**	**40.0**	**1**	**19**	**69**	**0**	**6-7**	

+ - Overtime

2024 GAME-BY-GAME POSTSEASON STATISTICS (CHIEFS)

DATE	OPPONENT		NO.	YDS.	AVG.	OPP. RET.	OPP. YDS.	NET YDS.	AVG	TB	IN20	LG	BK	W/L	SCORE
01/18	Texans	P	2	87	43.5	0	0	67	33.5	1	1	51	0	W	23-14
01/26	Bills	P	2	93	46.5	1	6	67	33.5	1	0	51	0	W	32-29
02/09	at Eagles	P	6	311	51.8	3	27	244	40.7	2	0	60	0	L	22-40
2024 TOTALS		**3**	**10**	**491**	**49.1**	**4**	**33**	**378**	**37.8**	**4**	**1**	**60**	**0**	**2-1**	

MATT ARAIZA'S COLLEGE KICKING STATISTICS

DATE	TEAM	GP	FGM	FGA	PCT.	LG	XP	XPA	PCT.	BLK	PTS
2019	San Diego St.	13	22	27	81.5	48	28	28	100.0	1	94
2020	San Diego St.	8	10	16	62.5	48	23	24	95.8	2	53
2021	San Diego St.	14	18	28	64.3	53	45	45	100.0	0	99
TOTALS		**35**	**50**	**71**	**70.4**	**53**	**96**	**97**	**99.0**	**3**	**246**

MATT ARAIZA'S COLLEGE FIELD-GOAL ACCURACY STATISTICS

DATE	TEAM	1-19	PCT.	20-29	PCT.	30-39	PCT.	40-49	PCT.	50+	PCT.
2019	San Diego St.	0-0	0.0	10-10	100.0	5-6	83.3	7-10	70.0	0-0	0.0
2020	San Diego St.	0-0	0.0	5-5	100.0	3-4	75.0	2-4	50.0	0-1	0.0
2021	San Diego St.	0-0	0.0	3-3	100.0	9-10	90.0	3-6	50.0	3-9	33.3
TOTALS		**0-0**	**0.0**	**18-18**	**100.0**	**17-20**	**85.0**	**12-20**	**60.0**	**3-10**	**30.0**

COLLEGE 2019 GAME-BY-GAME STATISTICS (SAN DIEGO ST.)

			FIELD GOALS				EXTRA POINTS						
DATE	OPPONENT		FGM	FGA	PCT	LG	XP	XPA	PCT	BLK	PTS	W/L	SCORE
08/31	Weber St.	P	2	2	100.0	34	0	0	0.0	0	6	W	6-0
09/07	at UCLA	P	3	4	75.0	43	2	2	100.0	0	11	W	23-14
09/14	at New Mexico St.	P	1	1	100.0	40	4	4	100.0	0	7	W	31-10
09/21	Utah St.	P	1	1	100.0	22	2	2	100.0	0	5	L	17-23
10/05	at Colorado St.	P	1	1	100.0	22	3	3	100.0	0	6	W	24-10
10/12	Wyoming	P	2	3	66.7	47	2	2	100.0	0	8	W	26-22
10/19	at San Jose St.	P	2	2	100.0	41	3	3	100.0	0	9	W	27-17
10/26	at UNLV	P	2	2	100.0	34	2	2	100.0	0	8	W	20-17
11/09	Nevada	P	2	2	100.0	44	1	1	100.0	0	7	L	13-17
11/15	Fresno St.	P	1	3	33.3	22	2	2	100.0	0	5	W	17-7
11/23	at Hawaii	P	1	2	50.0	27	0	0	0.0	0	3	L	11-14
11/30	BYU	P	2	2	100.0	44	1	1	100.0	0	7	W	13-3
12/21	Central Mich.	P	2	2	100.0	48	6	6	100.0	0	12	W	48-11
2019 TOTALS		**13**	**22**	**27**	**81.5**	**48**	**28**	**28**	**100.0**	**0**	**94**	**10-3**	

COLLEGE 2020 GAME-BY-GAME STATISTICS (SAN DIEGO ST.)

			FIELD GOALS				EXTRA POINTS						
DATE	OPPONENT		FGM	FGA	PCT	LG	XP	XPA	PCT	BLK	PTS	W/L	SCORE
10/24	UNLV	P	2	2	100.0	27	4	4	100.0	0	10	W	34-6
10/31	at Utah St.	P	1	4	25.0	28	5	5	100.0	0	8	W	38-7
11/06	San Jose St.	P	1	1	100.0	34	2	2	100.0	0	5	L	17-28
11/14	Hawaii	P	2	2	100.0	36	4	4	100.0	0	10	W	34-10
11/21	at Nevada	P	0	0	0.0	0	3	3	100.0	0	3	L	21-26
11/28	at Colorado	P	1	4	25.0	48	1	1	100.0	0	4	L	10-20
12/05	Colorado St.	P	3	3	100.0	40	2	3	66.7	0	11	W	29-17
12/12	at BYU	P	0	0	0.0	0	2	2	100.0	0	2	L	14-28
2020 TOTALS		**8**	**10**	**16**	**62.5**	**48**	**23**	**24**	**95.8**	**0**	**53**	**4-4**	

COLLEGE 2021 GAME-BY-GAME STATISTICS (SAN DIEGO ST.)

			FIELD GOALS				EXTRA POINTS						
DATE	OPPONENT		FGM	FGA	PCT	LG	XP	XPA	PCT	BLK	PTS	W/L	SCORE
09/04	New Mexico St.	P	0	0	0.0	0	4	4	100.0	0	4	W	28-10
09/11	at Arizona	P	1	2	50.0	32	5	5	100.0	0	8	W	38-14
09/18	Utah	P	1	3	33.3	51	4	4	100.0	0	7	W	33-31
09/25	Towson	P	2	2	100.0	48	6	6	100.0	0	12	W	48-21
10/09	New Mexico	P	1	1	100.0	40	4	4	100.0	0	7	W	31-7
10/15	at San Jose St.	P	2	3	66.7	53	1	1	100.0	0	7	W	19-13+
10/23	at Air Force	P	2	2	100.0	51	2	2	100.0	0	8	W	20-14
10/30	Fresno St.	P	0	1	0.0	0	2	2	100.0	0	2	L	20-30
11/06	at Hawaii	P	1	2	50.0	39	2	2	100.0	0	5	W	17-10
11/13	Nevada	P	3	4	75.0	48	2	2	100.0	0	11	W	23-21
11/19	at UNLV	P	0	0	0.0	0	4	4	100.0	0	4	W	28-20
11/26	Boise St.	P	2	4	50.0	37	3	3	100.0	0	9	W	27-16
12/04	Utah St.	P	2	3	66.7	36	1	1	100.0	0	7	L	13-46
12/21	UTSA	P	1	1	100.0	33	5	5	100.0	0	8	W	38-24
2021 TOTALS		**14**	**18**	**28**	**64.3**	**53**	**45**	**45**	**100.0**	**0**	**99**	**12-2**	

+ - Overtime

JEFFREY BASSA

LINEBACKER #31

OREGON

ROOKIE

HEIGHT:	6'2"
WEIGHT:	235 LBS
HOW ACQUIRED:	D5-25
BIRTHDAY:	9/20/02

- Bassa enters his first season with the Chiefs in 2025.
- Originally entered the NFL as a fifth-round pick (156th overall) by the Kansas City Chiefs in the 2025 NFL Draft.

Transactions: Originally entered the NFL as a fifth-round pick (156th overall) by the Kansas City Chiefs in the 2025 NFL Draft.

COLLEGE

Spent four seasons at Oregon (2021-24) ... Played in 55 games (42 starts) and recorded 235 tackles (125 solo), 13 tackles for loss, 4.5 sacks, 18 quarterback hits, three interceptions, four passes defensed, two forced fumbles and one defensive touchdown ... Played in all 14 games (12 starts) for the Ducks in 2024 ... Tallied 54 tackles (23 solo), 2.5 tackles for loss, 1.5 sacks, three quarterback hits, two passes defensed and two forced fumbles ... Started all 14 games in 2023 ... Recorded 71 tackles (42 solo), 3.5 tackles for loss, 12 quarterback hits, one interception which he returned for a touchdown and one pass defensed ... Played in 13 games (nine starts) for the Ducks in 2022 ... Recorded 62 tackles (31 solo), four tackles for loss, 2.0 sacks, one quarterback hit and two interceptions ... Played in 14 games (seven starts) as a freshman at Oregon ... Compiled 48 tackles (29 solo), three tackles for loss, 1.0 sack, two quarterback hits and one pass defensed ... All-Big Ten honorable mention (2024) ... Coaches All-Pac-12 second-team (2023) ... Associated Press All-Pac-12 second-team (2023) ... Vrbo Liberty Bowl Defensive MVP (2023).

PERSONAL

- A four-star recruit by Rivals while also being ranked as the 31st best safety in the nation.
- No. 1 ranked athlete in Utah by ESPN.
- A four-year letterwinner and a two-year team captain, who played both offense and defense for Kearns High School (Utah).

JEFFREY BASSA'S NFL REGULAR SEASON DEFENSIVE STATISTICS

				TACKLES								INTERCEPTIONS					O. FUMB				ST					MISC	
DATE	TEAM	GP	GS	TK	S	A	TFL	YDS	SK	YDS	QBH	NO	YDS	LG	TD	PD	FF	FR	TD	YDS	TK	S	A	FF	FR	S	A
2025	Chiefs	13	0	3	1	2	0	0	0.0	0.0	0	0	0	0	0	0	1	0	0	0	7	4	3	0	0	0	0
NFL TOTALS		**13**	**0**	**3**	**1**	**2**	**0**	**0**	**0.0**	**0.0**	**0**	**0**	**0**	**0**	**0**	**0**	**1**	**0**	**0**	**0**	**7**	**4**	**3**	**0**	**0**	**0**	**0**

SINGLE-GAME HIGHS: DEFENSIVE

Total Tackles	3 vs. Washington, Oct 27, 2025
Solo Tackles	1 vs. Washington, Oct 27, 2025
Forced Fumbles	1 vs. Washington, Oct 27, 2025
Special Teams Tackles	2 at Buffalo, Nov 02, 2025
	2 vs. Philadelphia, Sep 14, 2025
	1 vs. Washington, Oct 27, 2025
	1 vs. Detroit, Oct 12, 2025
	...1 more at 1.

2025 GAME-BY-GAME REGULAR-SEASON STATISTICS (CHIEFS)

			TACKLES								INTERCEPTIONS					O. FUMB				ST					MISC			
DATE	OPPONENT	P/S	TK	S	A	SK	YDS	TFL	YDS	QBH	NO	YDS	LG	TD	PD	FF	FR	TD	YDS	TK	S	A	FF	FR	S	A	W/L	SCORE
09/05	at Chargers	P	0	0	0	0.0	0.0	0	0	0	0	0	0	0	0	0	0	0	0	0	0	0	0	0	0	0	L	21-27
09/14	Eagles	P	0	0	0	0.0	0.0	0	0	0	0	0	0	0	0	0	0	0	0	2	2	0	0	0	0	0	L	17-20
09/21	at Giants	P	0	0	0	0.0	0.0	0	0	0	0	0	0	0	0	0	0	0	0	1	1	0	0	0	0	0	W	22-9
09/28	Ravens	P	0	0	0	0.0	0.0	0	0	0	0	0	0	0	0	0	0	0	0	0	0	0	0	0	0	0	W	37-20
10/06	at Jaguars	P	0	0	0	0.0	0.0	0	0	0	0	0	0	0	0	0	0	0	0	0	0	0	0	0	0	0	L	28-31
10/12	Lions	P	0	0	0	0.0	0.0	0	0	0	0	0	0	0	0	0	0	0	0	1	0	1	0	0	0	0	W	30-17
10/19	Raiders	P	0	0	0	0.0	0.0	0	0	0	0	0	0	0	0	0	0	0	0	0	0	0	0	0	0	0	W	31-0
10/27	Commanders	P	3	1	2	0.0	0.0	0	0	0	0	0	0	0	0	1	0	0	0	1	1	0	0	0	0	0	W	28-7
11/02	at Bills	P	0	0	0	0.0	0.0	0	0	0	0	0	0	0	0	0	0	0	0	2	0	2	0	0	0	0	L	21-28
11/16	at Broncos	P	0	0	0	0.0	0.0	0	0	0	0	0	0	0	0	0	0	0	0	0	0	0	0	0	0	0	L	19-22
11/23	Colts	P	0	0	0	0.0	0.0	0	0	0	0	0	0	0	0	0	0	0	0	0	0	0	0	0	0	0	W	23-20+
11/27	at Cowboys	P	0	0	0	0.0	0.0	0	0	0	0	0	0	0	0	0	0	0	0	0	0	0	0	0	0	0	L	28-31
12/07	Texans	P	0	0	0	0.0	0.0	0	0	0	0	0	0	0	0	0	0	0	0	0	0	0	0	0	0	0	L	10-20
2025 TOTALS		**13-0**	**3**	**1**	**2**	**0.0**	**0.0**	**0**	**0**	**0**	**0**	**0**	**0**	**0**	**0**	**1**	**0**	**0**	**0**	**7**	**4**	**3**	**0**	**0**	**0**	**0**	**6-7**	

+ - Overtime

JEFFREY BASSA'S COLLEGE DEFENSIVE STATISTICS

				TACKLES								INTERCEPTIONS					O. FUMB				ST					MISC	
DATE	TEAM	GP	GS	TK	S	A	TFL	YDS	SK	YDS	QBH	NO	YDS	LG	TD	PD	FF	FR	TD	YDS	TK	S	A	FF	FR	S	A
2021	Oregon	14	7	48	29	19	3.0	4.0	1.0	3.0	2	0	0	0	0	1	0	0	0	0	0	0	0	0	0	0	0
2022	Oregon	13	9	62	31	31	4.0	26.0	2.0	15.0	1	2	33	33	0	0	0	0	0	0	0	0	0	0	0	0	0
2023	Oregon	14	14	71	42	29	3.5	7.0	0.0	0.0	12	1	45	45	1	1	0	0	0	0	0	0	0	0	0	0	0
2024	Oregon	14	12	54	23	31	2.5	9.0	1.5	8.0	3	0	0	0	0	2	2	0	0	0	0	0	0	0	0	0	0
TOTALS		**55**	**42**	**235**	**125**	**110**	**13.0**	**46.0**	**4.5**	**26.0**	**18**	**3**	**78**	**45**	**1**	**4**	**2**	**0**	**0**	**0**	**0**	**0**	**0**	**0**	**0**	**0**	**0**

COLLEGE 2021 GAME-BY-GAME STATISTICS (OREGON)

			TACKLES								INTERCEPTIONS					O. FUMB				ST					MISC			
DATE	OPPONENT	P/S	TK	S	A	SK	YDS	TFL	YDS	QBH	NO	YDS	LG	TD	PD	FF	FR	TD	YDS	TK	S	A	FF	FR	S	A	W/L	SCORE
09/04	Fresno St.	P	0	0	0	0.0	0.0	0.0	0.0	0	0	0	0	0	0	0	0	0	0	0	0	0	0	0	0	0	W	31-24
09/11	at Ohio St.	P	0	0	0	0.0	0.0	0.0	0.0	0	0	0	0	0	0	0	0	0	0	0	0	0	0	0	0	0	W	35-28
09/18	Stony Brook	P	2	1	1	0.0	0.0	0.0	0.0	0	0	0	0	0	0	0	0	0	0	0	0	0	0	0	0	0	W	48-7
09/25	Arizona	P	0	0	0	0.0	0.0	0.0	0.0	0	0	0	0	0	0	0	0	0	0	0	0	0	0	0	0	0	W	41-19
10/02	at Stanford	P	1	1	0	0.0	0.0	0.0	0.0	0	0	0	0	0	0	0	0	0	0	0	0	0	0	0	0	0	L	24-31
10/15	California	S	3	2	1	0.0	0.0	0.0	0.0	0	0	0	0	0	0	0	0	0	0	0	0	0	0	0	0	0	W	24-17
10/23	at UCLA	S	6	2	4	0.0	0.0	0.0	0.0	1	0	0	0	0	0	0	0	0	0	0	0	0	0	0	0	0	W	34-31
10/30	Colorado	S	6	3	3	0.0	0.0	1.5	0.0	0	0	0	0	0	0	0	0	0	0	0	0	0	0	0	0	0	W	52-29
11/06	at Washington	S	6	4	2	1.0	3.0	1.5	4.0	0	0	0	0	0	1	0	0	0	0	0	0	0	0	0	0	0	W	26-16
11/13	Washington St.	S	4	3	1	0.0	0.0	0.0	0.0	1	0	0	0	0	0	0	0	0	0	0	0	0	0	0	0	0	W	38-24
11/20	at Utah	S	7	4	3	0.0	0.0	0.0	0.0	0	0	0	0	0	0	0	0	0	0	0	0	0	0	0	0	0	L	7-38
11/27	Oregon St.	S	1	1	0	0.0	0.0	0.0	0.0	0	0	0	0	0	0	0	0	0	0	0	0	0	0	0	0	0	W	38-29
12/03	at Utah	P	3	3	0	0.0	0.0	0.0	0.0	0	0	0	0	0	0	0	0	0	0	0	0	0	0	0	0	0	L	10-38
12/29	at Oklahoma	P	9	5	4	0.0	0.0	0.0	0.0	0	0	0	0	0	0	0	0	0	0	0	0	0	0	0	0	0	L	32-47
2021 TOTALS		**14-7**	**48**	**29**	**19**	**1.0**	**3.0**	**3.0**	**4.0**	**2**	**0**	**0**	**0**	**0**	**1**	**0**	**0**	**0**	**0**	**0**	**0**	**0**	**0**	**0**	**0**	**10-4**	

COLLEGE 2022 GAME-BY-GAME STATISTICS (OREGON)

			TACKLES								INTERCEPTIONS					O. FUMB				ST					MISC			
DATE	OPPONENT	P/S	TK	S	A	SK	YDS	TFL	YDS	QBH	NO	YDS	LG	TD	PD	FF	FR	TD	YDS	TK	S	A	FF	FR	S	A	W/L	SCORE
09/03	at Georgia	P	3	3	0	0.0	0.0	0.0	0.0	0	0	0	0	0	0	0	0	0	0	0	0	0	0	0	0	0	L	3-49
09/10	Eastern Wash.	P	1	1	0	0.0	0.0	0.0	0.0	0	0	0	0	0	0	0	0	0	0	0	0	0	0	0	0	0	W	70-14
09/17	BYU	P	5	3	2	0.0	0.0	0.0	0.0	0	0	0	0	0	0	0	0	0	0	0	0	0	0	0	0	0	W	41-20
09/24	at Washington St.	S	10	3	7	0.0	0.0	1.0	3.0	0	0	0	0	0	0	0	0	0	0	0	0	0	0	0	0	0	W	44-41
10/01	Stanford	S	4	1	3	0.0	0.0	0.0	0.0	1	0	0	0	0	0	0	0	0	0	0	0	0	0	0	0	0	W	45-27
10/08	at Arizona	S	4	3	1	1.0	7.0	1.0	7.0	0	0	0	0	0	0	0	0	0	0	0	0	0	0	0	0	0	W	49-22
10/22	UCLA	S	3	3	0	0.0	0.0	0.0	0.0	0	0	0	0	0	0	0	0	0	0	0	0	0	0	0	0	0	W	45-30
10/29	at California	S	5	2	3	0.0	0.0	1.0	8.0	0	0	0	0	0	0	0	0	0	0	0	0	0	0	0	0	0	W	42-24
11/05	at Colorado	P	3	2	1	0.0	0.0	0.0	0.0	0	0	0	0	0	0	0	0	0	0	0	0	0	0	0	0	0	W	49-10
11/12	Washington	S	8	2	6	0.0	0.0	0.0	0.0	0	1	0	0	0	0	0	0	0	0	0	0	0	0	0	0	0	L	34-37
11/19	Utah	S	5	1	4	0.0	0.0	0.0	0.0	0	0	0	0	0	0	0	0	0	0	0	0	0	0	0	0	0	W	20-17
11/26	at Oregon St.	S	5	1	4	0.0	0.0	0.0	0.0	0	1	33	33	0	0	0	0	0	0	0	0	0	0	0	0	0	L	34-38
12/28	at North Carolina	S	6	6	0	1.0	8.0	1.0	8.0	0	0	0	0	0	0	0	0	0	0	0	0	0	0	0	0	0	W	28-27
2022 TOTALS		**13-9**	**62**	**31**	**31**	**2.0**	**15.0**	**4.0**	**26.0**	**1**	**2**	**33**	**33**	**0**	**0**	**0**	**0**	**0**	**0**	**0**	**0**	**0**	**0**	**0**	**0**	**10-3**	

COLLEGE 2023 GAME-BY-GAME STATISTICS (OREGON)

			TACKLES								INTERCEPTIONS					O. FUMB				ST					MISC			
DATE	OPPONENT	P/S	TK	S	A	SK	YDS	TFL	YDS	QBH	NO	YDS	LG	TD	PD	FF	FR	TD	YDS	TK	S	A	FF	FR	S	A	W/L	SCORE
09/02	Portland St.	S	4	2	2	0.0	0.0	0.0	0.0	1	0	0	0	0	0	0	0	0	0	0	0	0	0	0	0	0	W	81-7
09/09	at Texas Tech	S	9	8	1	0.0	0.0	1.0	2.0	0	1	45	45	1	0	0	0	0	0	0	0	0	0	0	0	0	W	38-30
09/16	Hawaii	S	3	2	1	0.0	0.0	0.0	0.0	0	0	0	0	0	0	0	0	0	0	0	0	0	0	0	0	0	W	55-10
09/23	Colorado	S	3	1	2	0.0	0.0	0.0	0.0	0	0	0	0	0	0	0	0	0	0	0	0	0	0	0	0	0	W	42-6
09/30	at Stanford	S	2	0	2	0.0	0.0	0.0	0.0	0	0	0	0	0	0	0	0	0	0	0	0	0	0	0	0	0	W	42-6
10/14	at Washington	S	3	2	1	0.0	0.0	0.5	1.0	0	0	0	0	0	0	0	0	0	0	0	0	0	0	0	0	0	L	33-36
10/21	Washington St.	S	8	4	4	0.0	0.0	0.0	0.0	0	0	0	0	0	0	0	0	0	0	0	0	0	0	0	0	0	W	38-24
10/28	at Utah	S	3	2	1	0.0	0.0	0.0	0.0	0	0	0	0	0	0	0	0	0	0	0	0	0	0	0	0	0	W	35-6
11/04	California	S	6	1	5	0.0	0.0	1.0	2.0	2	0	0	0	0	0	0	0	0	0	0	0	0	0	0	0	0	W	63-19
11/11	Southern California	S	5	4	1	0.0	0.0	0.0	0.0	1	0	0	0	0	0	0	0	0	0	0	0	0	0	0	0	0	W	36-27
11/18	at Arizona St.	S	2	0	2	0.0	0.0	0.0	0.0	0	0	0	0	0	1	0	0	0	0	0	0	0	0	0	0	0	W	49-13
11/24	Oregon St.	S	4	2	2	0.0	0.0	0.0	0.0	3	0	0	0	0	0	0	0	0	0	0	0	0	0	0	0	0	W	31-7
12/01	at Washington	S	11	6	5	0.0	0.0	0.0	0.0	3	0	0	0	0	0	0	0	0	0	0	0	0	0	0	0	0	L	31-34
01/01	Liberty	S	8	8	0	0.0	0.0	1.0	2.0	2	0	0	0	0	0	0	0	0	0	0	0	0	0	0	0	0	W	45-6
2023 TOTALS		**14-14**	**71**	**42**	**29**	**0.0**	**0.0**	**3.5**	**7.0**	**12**	**1**	**45**	**45**	**1**	**1**	**0**	**0**	**0**	**0**	**0**	**0**	**0**	**0**	**0**	**0**	**0**	**12-2**	

COLLEGE 2024 GAME-BY-GAME STATISTICS (OREGON)

			TACKLES								INTERCEPTIONS					O. FUMB				ST					MISC			
DATE	OPPONENT	P/S	TK	S	A	SK	YDS	TFL	YDS	QBH	NO	YDS	LG	TD	PD	FF	FR	TD	YDS	TK	S	A	FF	FR	S	A	W/L	SCORE
08/31	Idaho	S	1	0	1	0.0	0.0	0.0	0.0	0	0	0	0	0	0	0	0	0	0	0	0	0	0	0	0	0	W	24-14
09/07	Boise St.	S	8	1	7	0.0	0.0	0.0	0.0	0	0	0	0	0	1	0	0	0	0	0	0	0	0	0	0	0	W	37-34
09/14	at Oregon St.	P	1	0	1	0.0	0.0	0.0	0.0	1	0	0	0	0	0	0	0	0	0	0	0	0	0	0	0	0	W	49-14
09/28	at UCLA	P	3	2	1	1.0	8.0	1.0	8.0	0	0	0	0	0	1	0	0	0	0	0	0	0	0	0	0	0	W	34-13
10/04	Michigan St.	S	1	0	1	0.0	0.0	0.0	0.0	0	0	0	0	0	0	0	0	0	0	0	0	0	0	0	0	0	W	31-10
10/12	Ohio St.	S	4	3	1	0.0	0.0	0.0	0.0	0	0	0	0	0	0	0	0	0	0	0	0	0	0	0	0	0	W	32-31
10/18	at Purdue	S	4	2	2	0.0	0.0	0.0	0.0	0	0	0	0	0	0	1	0	0	0	0	0	0	0	0	0	0	W	35-0
10/26	Illinois	S	6	3	3	0.0	0.0	0.0	0.0	0	0	0	0	0	0	1	0	0	0	0	0	0	0	0	0	0	W	38-9
11/02	at Michigan	S	2	1	1	0.0	0.0	1.0	1.0	0	0	0	0	0	0	0	0	0	0	0	0	0	0	0	0	0	W	38-17
11/09	Maryland	S	5	2	3	0.0	0.0	0.0	0.0	0	0	0	0	0	0	0	0	0	0	0	0	0	0	0	0	0	W	39-18
11/16	at Wisconsin	S	8	5	3	0.0	0.0	0.0	0.0	0	0	0	0	0	0	0	0	0	0	0	0	0	0	0	0	0	W	16-13
11/30	Washington	S	3	0	3	0.5	0.0	0.5	0.0	1	0	0	0	0	0	0	0	0	0	0	0	0	0	0	0	0	W	49-21
12/07	Penn St.	S	3	1	2	0.0	0.0	0.0	0.0	1	0	0	0	0	0	0	0	0	0	0	0	0	0	0	0	0	W	45-37
01/01	Ohio St.	S	5	3	2	0.0	0.0	0.0	0.0	0	0	0	0	0	0	0	0	0	0	0	0	0	0	0	0	0	L	21-41
2024 TOTALS		**14-12**	**54**	**23**	**31**	**1.5**	**8.0**	**2.5**	**9.0**	**3**	**0**	**0**	**0**	**0**	**2**	**2**	**0**	**0**	**0**	**0**	**0**	**0**	**0**	**0**	**0**	**13-1**	

NICK BOLTON

22 23

LINEBACKER #32

MISSOURI

5TH YEAR IN THE NFL

5TH YEAR WITH THE CHIEFS

HEIGHT:	5'11"
WEIGHT:	237 LBS
HOW ACQUIRED:	D2A-21
BIRTHDAY:	3/10/00

- Bolton enters his fifth season with the Chiefs in 2025.
- Originally entered the NFL as a second-round pick (58th overall) by the Kansas City Chiefs in the 2021 NFL Draft.

Career Highlights:

- Finished second overall league wide in total tackles made in 2022 (180) and recorded the franchise's single-season best.
- Had nine games with 10 or more tackles in 2022, marking the most 10+-tackle games in a single-season in Chiefs history.
- Against the Denver Broncos (1/8/22), Bolton scooped up a fumble and returned it 86 yards for a touchdown. The fumble return ties for the fifth-longest fumble return for a touchdown in franchise history. It marked Bolton's first-career fumble recovery and his first career defensive touchdown.
- Led the team with 112 total tackles (70 solo, 42 assisted) and 11 tackles for loss in 2021.
- Moved into fifth place for most tackles in a season (112) by a rookie player in franchise history, passing S Greg Wesley (101, 2000).

Postseason Career Highlights:

- In Super Bowl LVII in Arizona, Bolton returned a fumble 36 yards for a touchdown that tied the Chiefs 14-14 with the Eagles. Bolton had a similar play later in the game that was called back. His touchdown made him the first Missouri Tiger to score in the Super Bowl.

Honors:

- Was voted by teammates as a defensive team captain prior to the club's 2022 playoff games.
- 2021 Mack Lee Hill Award winner, voted by teammates as best rookie.
- 2021 PFWA All-Rookie Team.
- October 2021 Defensive Rookie of the Month.

Transactions:

Re-signed with Kansas City (3/14/25) ... Originally entered the NFL as a second-round pick (58th overall) by the Kansas City Chiefs in the 2021 NFL Draft.

COLLEGE

Appeared in 35 games at Mizzou over three seasons (2018-20) ... Totaled 224 tackles (147 solo), 16.0 tackles for loss, 4.0 sacks, two interceptions, 15 passes defensed and one fumble recovery ... Was a two-time first-team All-SEC and second and third-team All-American ... Led Missouri in tackles in each of his last two seasons - racking up 202 total tackles since 2019 while averaging more than nine tackles per game ... During his final season at Mizzou, a ten-game season due to COVID-19, he tallied 95 tackles (61 solo), 7.5 tackles for loss, 2.0 sacks, five passes defensed and his first-career fumble recovery ... In 2019, his 107 tackles were the SEC's top-mark during the regular season and only LSU's Jacob Phillips, who played in 15 games vs. Bolton's 12, finished ahead of Bolton on the SEC tackle chart (113 in 15 games) ... His 8.92 tackles per game were far-and-away the best mark in the league, beating Arkansas De'Jon Harris (8.42 per game) ... His 74 solo tackles were 15 more than any other defender in the SEC and ranked 31st nationally in tackles per game while his 74 solo tackles were the fifth-most in the nation.

PERSONAL

- Was a proven leader at Frisco Lone Star, earning District MVP honors twice.
- As a senior, he was named District 13-5A Defensive MVP for the second consecutive season after totaling 130 tackles, with 16 tackles for loss and five interceptions.
- Named 2016 District 13-5A Defensive MVP after totaling 111 tackles, seven tackles for loss, three forced fumbles and one interception.
- In 2015, he totaled 81 tackles with three interceptions and 4.0 sacks.
- Named the No. 5 linebacker in the Dallas-Fort Worth area by the Dallas Morning News.
- Morning News first-team All-State at linebacker.
- Guided Frisco Lone Star to a 12-2 record with an appearance in the regional final as a senior.
- Hometown: Frisco, Texas.

NICK BOLTON'S NFL REGULAR SEASON DEFENSIVE STATISTICS

				TACKLES								INTERCEPTIONS					O. FUMB				ST					MISC	
DATE	TEAM	GP	GS	TK	S	A	TFL	YDS	SK	YDS	QBH	NO	YDS	LG	TD	PD	FF	FR	TD	YDS	TK	S	A	FF	FR	S	A
2021	Chiefs	16	12	112	70	42	11	11	0.0	0.0	3	0	0	0	0	3	0	1	1	86	0	0	0	0	0	0	0
2022	Chiefs	17	17	180	108	72	9	22	2.0	19.0	7	2	15	15	0	3	1	0	0	0	0	0	0	0	0	0	0
2023	Chiefs	8	8	60	38	22	1	0	0.0	0.0	1	1	1	1	0	3	0	0	0	0	0	0	0	0	0	0	0
2024	Chiefs	16	16	106	73	33	11	40	3.0	28.0	7	1	0	0	0	6	1	2	0	0	0	0	0	0	0	0	0
2025	Chiefs	13	13	112	54	58	7	17	0.0	0.0	5	0	0	0	0	5	1	0	0	0	0	0	0	0	0	0	0
NFL TOTALS		**70**	**66**	**570**	**343**	**227**	**39**	**90**	**5.0**	**47.0**	**23**	**4**	**16**	**15**	**0**	**20**	**3**	**3**	**1**	**86**	**0**	**0**	**0**	**0**	**0**	**0**	**0**

NICK BOLTON'S NFL POSTSEASON DEFENSIVE STATISTICS

				TACKLES								INTERCEPTIONS					O. FUMB				ST					MISC	
DATE	TEAM	GP	GS	TK	S	A	TFL	YDS	SK	YDS	QBH	NO	YDS	LG	TD	PD	FF	FR	TD	YDS	TK	S	A	FF	FR	S	A
2021	Chiefs	3	2	18	10	8	1	0	0.0	0.0	0	0	0	0	0	0	0	0	0	0	1	1	0	0	0	0	0
2022	Chiefs	3	3	23	15	8	0	0	0.0	0.0	0	0	0	0	0	0	0	2	1	36	0	0	0	0	0	0	0
2023	Chiefs	4	4	40	18	22	2	3	0.0	0.0	2	0	0	0	0	1	0	0	0	0	0	0	0	0	0	0	0
2024	Chiefs	3	3	20	11	9	2	5	0.0	0.0	1	0	0	0	0	1	0	0	0	0	0	0	0	0	0	0	0
NFL TOTALS		**13**	**12**	**101**	**54**	**47**	**5**	**8**	**0.0**	**0.0**	**3**	**0**	**0**	**0**	**0**	**2**	**0**	**2**	**1**	**36**	**1**	**1**	**0**	**0**	**0**	**0**	**0**

SINGLE-GAME HIGHS: DEFENSIVE

Total Tackles
18 vs. Seattle, Dec 24, 2022
16 at Las Vegas, Jan 07, 2023
16 at Cincinnati, Dec 04, 2022
15 at Tennessee, Oct 24, 2021
14 at Buffalo, Nov 02, 2025
...3 more at 14.

Solo Tackles
10 vs. Las Vegas, Nov 29, 2024
10 at L.A. Chargers, Nov 20, 2022
10 at L.A. Chargers, Dec 16, 2021
9 vs. Cincinnati, Dec 31, 2023
...2 more at 9.

Sacks
2.0 at Indianapolis, Sep 25, 2022
1.0 vs. L.A. Chargers, Dec 08, 2024
1.0 vs. Denver, Nov 10, 2024
0.5 at Cleveland, Dec 15, 2024
0.5 at Carolina, Nov 24, 2024

Passes Defensed
3 at L.A. Chargers, Dec 16, 2021
2 at Dallas, Nov 27, 2025
2 at Pittsburgh, Dec 25, 2024
1 at Denver, Nov 16, 2025
1 at Jacksonville, Oct 06, 2025
...11 more at 1.

Forced Fumbles
1 at Jacksonville, Oct 06, 2025
1 vs. Houston, Dec 21, 2024
1 at L.A. Chargers, Nov 20, 2022

Fumble Recoveries
1 at Pittsburgh, Dec 25, 2024
1 vs. Las Vegas, Nov 29, 2024
1 at Denver, Jan 08, 2022

Tackles For Loss
4 at Tennessee, Oct 24, 2021
3 at Atlanta, Sep 22, 2024
2 vs. Houston, Dec 07, 2025
2 at N.Y. Giants, Sep 21, 2025
2 vs. New Orleans, Oct 07, 2024
...2 more at 2.

Interceptions
1 at Cleveland, Dec 15, 2024
1 vs. Denver, Oct 12, 2023
1 vs. L.A. Rams, Nov 27, 2022
...1 more at 1.

Interception Return Yards
15 vs. L.A. Rams, Nov 27, 2022
1 vs. Denver, Oct 12, 2023

Longest Opp Fumble Return
86 at Denver, Jan 08, 2022

SINGLE-GAME HIGHS – POSTSEASON: DEFENSIVE

Total Tackles
13 vs. San Francisco, Feb 11, 2024
13 at Buffalo, Jan 21, 2024
10 vs. Miami, Jan 13, 2024
10 vs. Jacksonville, Jan 21, 2023
9 at Philadelphia, Feb 09, 2025
...1 more at 9.

Solo Tackles
8 at Philadelphia, Feb 12, 2023
6 vs. Jacksonville, Jan 21, 2023
5 vs. San Francisco, Feb 11, 2024
5 at Buffalo, Jan 21, 2024
5 vs. Miami, Jan 13, 2024
...1 more at 5.

Passes Defensed
1 vs. Buffalo, Jan 26, 2025
1 at Baltimore, Jan 28, 2024

Fumble Recoveries
1 at Philadelphia, Feb 12, 2023
1 vs. Jacksonville, Jan 21, 2023

Tackles For Loss
2 at Philadelphia, Feb 09, 2025
1 vs. San Francisco, Feb 11, 2024
1 vs. Miami, Jan 13, 2024
1 vs. Buffalo, Jan 23, 2022

Special Teams Tackles
1 vs. Pittsburgh, Jan 16, 2022

Longest Opp Fumble Return
36 at Philadelphia, Feb 12, 2023

2021 GAME-BY-GAME REGULAR-SEASON STATISTICS (CHIEFS)

			TACKLES								INTERCEPTIONS					O. FUMB				ST					MISC			
DATE	OPPONENT	P/S	TK	S	A	SK	YDS	TFL	YDS	QBH	NO	YDS	LG	TD	PD	FF	FR	TD	YDS	TK	S	A	FF	FR	S	A	W/L	SCORE
09/12	Browns	S	7	4	3	0.0	0.0	1	1	0	0	0	0	0	0	0	0	0	0	0	0	0	0	0	0	0	W	33-29
09/19	at Ravens	S	9	8	1	0.0	0.0	1	0	0	0	0	0	0	0	0	0	0	0	0	0	0	0	0	0	0	L	35-36
09/26	Chargers	S	7	3	4	0.0	0.0	0	0	0	0	0	0	0	0	0	0	0	0	0	0	0	0	0	0	0	L	24-30
10/03	at Eagles	S	2	2	0	0.0	0.0	0	0	0	0	0	0	0	0	0	0	0	0	0	0	0	0	0	0	0	W	42-30
10/10	Bills	S	6	6	0	0.0	0.0	2	1	0	0	0	0	0	0	0	0	0	0	0	0	0	0	0	0	0	L	20-38
10/17	at Football Team	S	9	7	2	0.0	0.0	1	4	0	0	0	0	0	0	0	0	0	0	0	0	0	0	0	0	0	W	31-13
10/24	at Titans	S	15	9	6	0.0	0.0	4	5	0	0	0	0	0	0	0	0	0	0	0	0	0	0	0	0	0	L	3-27
11/01	Giants	S	11	4	7	0.0	0.0	0	0	1	0	0	0	0	0	0	0	0	0	0	0	0	0	0	0	0	W	20-17
11/07	Packers	S	5	1	4	0.0	0.0	0	0	0	0	0	0	0	0	0	0	0	0	0	0	0	0	0	0	0	W	13-7
11/14	at Raiders	S	4	3	1	0.0	0.0	1	0	0	0	0	0	0	0	0	0	0	0	0	0	0	0	0	0	0	W	41-14
11/21	Cowboys	P	4	3	1	0.0	0.0	1	0	1	0	0	0	0	0	0	0	0	0	0	0	0	0	0	0	0	W	19-9
12/05	Broncos	P	3	1	2	0.0	0.0	0	0	0	0	0	0	0	0	0	0	0	0	0	0	0	0	0	0	0	W	22-9
12/12	Raiders	P	6	3	3	0.0	0.0	0	0	0	0	0	0	0	0	0	0	0	0	0	0	0	0	0	0	0	W	48-9
12/16	at Chargers	S	14	10	4	0.0	0.0	0	0	1	0	0	0	0	3	0	0	0	0	0	0	0	0	0	0	0	W	34-28+
12/26	Steelers										RESERVE/COVID-19																W	36-10
01/02	at Bengals	P	4	2	2	0.0	0.0	0	0	0	0	0	0	0	0	0	0	0	0	0	0	0	0	0	0	0	L	31-34
01/08	at Broncos	S	6	4	2	0.0	0.0	0	0	0	0	0	0	0	0	0	1	1	86	0	0	0	0	0	0	0	W	28-24
2021 TOTALS		**16-12**	**112**	**70**	**42**	**0.0**	**0.0**	**11**	**11**	**3**	**0**	**0**	**0**	**0**	**3**	**0**	**1**	**1**	**86**	**0**	**0**	**0**	**0**	**0**	**0**	**0**	**12-5**	

+ - Overtime

2022 GAME-BY-GAME REGULAR-SEASON STATISTICS (CHIEFS)

			TACKLES								INTERCEPTIONS					O. FUMB				ST					MISC			
DATE	OPPONENT	P/S	TK	S	A	SK	YDS	TFL	YDS	QBH	NO	YDS	LG	TD	PD	FF	FR	TD	YDS	TK	S	A	FF	FR	S	A	W/L	SCORE
09/11	at Cardinals	S	10	8	2	0.0	0.0	1	1	0	0	0	0	0	0	0	0	0	0	0	0	0	0	0	0	0	W	44-21
09/15	Chargers	S	10	5	5	0.0	0.0	0	0	0	0	0	0	0	0	0	0	0	0	0	0	0	0	0	0	0	W	27-24
09/25	at Colts	S	9	6	3	2.0	19.0	1	11	2	0	0	0	0	0	0	0	0	0	0	0	0	0	0	0	0	L	17-20
10/02	at Buccaneers	S	9	6	3	0.0	0.0	1	2	0	0	0	0	0	0	0	0	0	0	0	0	0	0	0	0	0	W	41-31
10/10	Raiders	S	9	7	2	0.0	0.0	0	0	1	0	0	0	0	0	0	0	0	0	0	0	0	0	0	0	0	W	30-29
10/16	Bills	S	13	9	4	0.0	0.0	2	2	0	0	0	0	0	0	0	0	0	0	0	0	0	0	0	0	0	L	20-24
10/23	at 49ers	S	10	7	3	0.0	0.0	1	1	1	0	0	0	0	0	0	0	0	0	0	0	0	0	0	0	0	W	44-23
11/06	Titans	S	3	1	2	0.0	0.0	1	4	0	0	0	0	0	0	0	0	0	0	0	0	0	0	0	0	0	W	20-17+
11/13	Jaguars	S	8	5	3	0.0	0.0	1	0	0	0	0	0	0	0	0	0	0	0	0	0	0	0	0	0	0	W	27-17
11/20	at Chargers	S	14	10	4	0.0	0.0	0	0	0	1	0	0	0	1	1	0	0	0	0	0	0	0	0	0	0	W	30-27
11/27	Rams	S	11	8	3	0.0	0.0	1	1	0	1	15	15	0	1	0	0	0	0	0	0	0	0	0	0	0	W	26-10
12/04	at Bengals	S	16	8	8	0.0	0.0	0	0	0	0	0	0	0	0	0	0	0	0	0	0	0	0	0	0	0	L	24-27
12/11	at Broncos	S	8	4	4	0.0	0.0	0	0	1	0	0	0	0	0	0	0	0	0	0	0	0	0	0	0	0	W	34-28
12/18	at Texans	S	7	4	3	0.0	0.0	0	0	2	0	0	0	0	0	0	0	0	0	0	0	0	0	0	0	0	W	30-24+
12/24	Seahawks	S	18	8	10	0.0	0.0	0	0	0	0	0	0	0	0	0	0	0	0	0	0	0	0	0	0	0	W	24-10
01/01	Broncos	S	9	4	5	0.0	0.0	0	0	0	0	0	0	0	1	0	0	0	0	0	0	0	0	0	0	0	W	27-24
01/07	at Raiders	S	16	8	8	0.0	0.0	0	0	0	0	0	0	0	0	0	0	0	0	0	0	0	0	0	0	0	W	31-13
2022 TOTALS		**17-17**	**180**	**108**	**72**	**2.0**	**19.0**	**9**	**22**	**7**	**2**	**15**	**15**	**0**	**3**	**1**	**0**	**0**	**0**	**0**	**0**	**0**	**0**	**0**	**0**	**0**	**14-3**	

+ - Overtime

2023 GAME-BY-GAME REGULAR-SEASON STATISTICS (CHIEFS)

			TACKLES								INTERCEPTIONS					O. FUMB				ST					MISC			
DATE	OPPONENT	P/S	TK	S	A	SK	YDS	TFL	YDS	QBH	NO	YDS	LG	TD	PD	FF	FR	TD	YDS	TK	S	A	FF	FR	S	A	W/L	SCORE
09/07	Lions	S	7	4	3	0.0	0.0	0	0	0	0	0	0	0	0	0	0	0	0	0	0	0	0	0	0	0	L	20-21
09/17	at Jaguars	S	8	5	3	0.0	0.0	0	0	0	0	0	0	0	0	0	0	0	0	0	0	0	0	0	0	0	W	17-9
09/24	Bears										INACTIVE																W	41-10
10/01	at Jets										INACTIVE																W	23-20
10/08	at Vikings										INACTIVE																W	27-20
10/12	Broncos	S	4	3	1	0.0	0.0	0	0	0	1	1	1	0	1	0	0	0	0	0	0	0	0	0	0	0	W	19-8
10/22	Chargers	S	9	3	6	0.0	0.0	0	0	0	0	0	0	0	0	0	0	0	0	0	0	0	0	0	0	0	W	31-17
10/29	at Broncos										RESERVE/INJURED																L	9-24
11/05	Dolphins										RESERVE/INJURED																W	21-14
11/20	Eagles										RESERVE/INJURED																L	17-21
11/26	at Raiders										RESERVE/INJURED																W	31-17
12/03	at Packers										RESERVE/INJURED																L	19-27
12/10	Bills	S	8	5	3	0.0	0.0	1	0	0	0	0	0	0	1	0	0	0	0	0	0	0	0	0	0	0	L	17-20
12/17	at Patriots	S	5	4	1	0.0	0.0	0	0	0	0	0	0	0	0	0	0	0	0	0	0	0	0	0	0	0	W	27-17
12/25	Raiders	S	6	5	1	0.0	0.0	0	0	0	0	0	0	0	0	0	0	0	0	0	0	0	0	0	0	0	L	14-20
12/31	Bengals	S	13	9	4	0.0	0.0	0	0	1	0	0	0	0	1	0	0	0	0	0	0	0	0	0	0	0	W	25-17
01/07	at Chargers										DID NOT PLAY																W	13-12
2023 TOTALS		**8-8**	**60**	**38**	**22**	**0.0**	**0.0**	**1**	**0**	**1**	**1**	**1**	**1**	**0**	**3**	**0**	**0**	**0**	**0**	**0**	**0**	**0**	**0**	**0**	**0**	**0**	**11-6**	

2024 GAME-BY-GAME REGULAR-SEASON STATISTICS (CHIEFS)

			TACKLES								INTERCEPTIONS					O. FUMB				ST					MISC			
DATE	OPPONENT	P/S	TK	S	A	SK	YDS	TFL	YDS	QBH	NO	YDS	LG	TD	PD	FF	FR	TD	YDS	TK	S	A	FF	FR	S	A	W/L	SCORE
09/05	Ravens	S	7	3	4	0.0	0.0	0	0	0	0	0	0	0	1	0	0	0	0	0	0	0	0	0	0	0	W	27-20
09/15	Bengals	S	7	5	2	0.0	0.0	1	1	0	0	0	0	0	1	0	0	0	0	0	0	0	0	0	0	0	W	26-25
09/22	at Falcons	S	8	7	1	0.0	0.0	3	6	0	0	0	0	0	0	0	0	0	0	0	0	0	0	0	0	0	W	22-17
09/29	at Chargers	S	5	4	1	0.0	0.0	0	0	0	0	0	0	0	0	0	0	0	0	0	0	0	0	0	0	0	W	17-10
10/07	Saints	S	11	6	5	0.0	0.0	2	5	2	0	0	0	0	0	0	0	0	0	0	0	0	0	0	0	0	W	26-13
10/20	at 49ers	S	6	5	1	0.0	0.0	1	2	0	0	0	0	0	1	0	0	0	0	0	0	0	0	0	0	0	W	28-18
10/27	at Raiders	S	9	7	2	0.0	0.0	0	0	0	0	0	0	0	0	0	0	0	0	0	0	0	0	0	0	0	W	27-20
11/04	Buccaneers	S	3	1	2	0.0	0.0	0	0	0	0	0	0	0	0	0	0	0	0	0	0	0	0	0	0	0	W	30-24+
11/10	Broncos	S	6	4	2	1.0	16.0	1	16	1	0	0	0	0	0	0	0	0	0	0	0	0	0	0	0	0	W	16-14
11/17	at Bills	S	7	5	2	0.0	0.0	0	0	1	0	0	0	0	0	0	0	0	0	0	0	0	0	0	0	0	L	21-30
11/24	at Panthers	S	4	1	3	0.5	0.0	0	0	1	0	0	0	0	0	0	0	0	0	0	0	0	0	0	0	0	W	30-27
11/29	Raiders	S	11	10	1	0.0	0.0	1	1	0	0	0	0	0	0	0	1	0	0	0	0	0	0	0	0	0	W	19-17
12/08	Chargers	S	5	5	0	1.0	8.0	1	8	1	0	0	0	0	0	0	0	0	0	0	0	0	0	0	0	0	W	19-17
12/15	at Browns	S	5	3	2	0.5	4.0	0	0	1	1	0	0	0	1	0	0	0	0	0	0	0	0	0	0	0	W	21-7
12/21	Texans	S	4	4	0	0.0	0.0	1	1	0	0	0	0	0	0	1	0	0	0	0	0	0	0	0	0	0	W	27-19
12/25	at Steelers	S	8	3	5	0.0	0.0	0	0	0	0	0	0	0	2	0	1	0	0	0	0	0	0	0	0	0	W	29-10
01/05	at Broncos										DID NOT PLAY																L	0-38
2024 TOTALS		**16-16**	**106**	**73**	**33**	**3.0**	**28.0**	**11**	**40**	**7**	**1**	**0**	**0**	**0**	**6**	**1**	**2**	**0**	**0**	**0**	**0**	**0**	**0**	**0**	**0**	**0**	**15-2**	

+ - Overtime

2025 GAME-BY-GAME REGULAR-SEASON STATISTICS (CHIEFS)

			TACKLES								INTERCEPTIONS					O. FUMB				ST					MISC			
DATE	OPPONENT	P/S	TK	S	A	SK	YDS	TFL	YDS	QBH	NO	YDS	LG	TD	PD	FF	FR	TD	YDS	TK	S	A	FF	FR	S	A	W/L	SCORE
09/05	at Chargers	S	8	6	2	0.0	0.0	0	0	0	0	0	0	0	0	0	0	0	0	0	0	0	0	0	0	0	L	21-27
09/14	Eagles	S	6	3	3	0.0	0.0	0	0	0	0	0	0	0	0	0	0	0	0	0	0	0	0	0	0	0	L	17-20
09/21	at Giants	S	14	6	8	0.0	0.0	2	3	0	0	0	0	0	1	0	0	0	0	0	0	0	0	0	0	0	W	22-9
09/28	Ravens	S	6	3	3	0.0	0.0	0	0	1	0	0	0	0	0	0	0	0	0	0	0	0	0	0	0	0	W	37-20
10/06	at Jaguars	S	12	7	5	0.0	0.0	1	1	0	0	0	0	0	1	1	0	0	0	0	0	0	0	0	0	0	L	28-31
10/12	Lions	S	7	3	4	0.0	0.0	1	3	1	0	0	0	0	0	0	0	0	0	0	0	0	0	0	0	0	W	30-17
10/19	Raiders	S	2	1	1	0.0	0.0	0	0	0	0	0	0	0	0	0	0	0	0	0	0	0	0	0	0	0	W	31-0
10/27	Commanders	S	6	1	5	0.0	0.0	0	0	1	0	0	0	0	0	0	0	0	0	0	0	0	0	0	0	0	W	28-7
11/02	at Bills	S	14	5	9	0.0	0.0	1	4	0	0	0	0	0	0	0	0	0	0	0	0	0	0	0	0	0	L	21-28
11/16	at Broncos	S	6	5	1	0.0	0.0	0	0	0	0	0	0	0	1	0	0	0	0	0	0	0	0	0	0	0	L	19-22
11/23	Colts	S	8	2	6	0.0	0.0	0	0	1	0	0	0	0	0	0	0	0	0	0	0	0	0	0	0	0	W	23-20+
11/27	at Cowboys	S	11	6	5	0.0	0.0	0	0	0	0	0	0	0	2	0	0	0	0	0	0	0	0	0	0	0	L	28-31
12/07	Texans	S	12	6	6	0.0	0.0	2	6	1	0	0	0	0	0	0	0	0	0	0	0	0	0	0	0	0	L	10-20
2025 TOTALS		**13-13**	**112**	**54**	**58**	**0.0**	**0.0**	**7**	**17**	**5**	**0**	**0**	**0**	**0**	**5**	**1**	**0**	**0**	**0**	**0**	**0**	**0**	**0**	**0**	**0**	**0**	**6-7**	

+ - Overtime

2021 GAME-BY-GAME POSTSEASON STATISTICS (CHIEFS)

			TACKLES								INTERCEPTIONS					O. FUMB				ST					MISC			
DATE	OPPONENT	P/S	TK	S	A	SK	YDS	TFL	YDS	QBH	NO	YDS	LG	TD	PD	FF	FR	TD	YDS	TK	S	A	FF	FR	S	A	W/L	SCORE
01/16	Steelers	P	7	5	2	0.0	0.0	0	0	0	0	0	0	0	0	0	0	0	0	1	1	0	0	0	0	0	W	42-21
01/23	Bills	S	8	3	5	0.0	0.0	1	0	0	0	0	0	0	0	0	0	0	0	0	0	0	0	0	0	0	W	42-36+
01/30	Bengals	S	3	2	1	0.0	0.0	0	0	0	0	0	0	0	0	0	0	0	0	0	0	0	0	0	0	0	L	24-27+
2021 TOTALS		**3-2**	**18**	**10**	**8**	**0.0**	**0.0**	**1**	**0**	**0**	**0**	**0**	**0**	**0**	**0**	**0**	**0**	**0**	**0**	**1**	**1**	**0**	**0**	**0**	**0**	**0**	**2-1**	

+ - Overtime

2022 GAME-BY-GAME POSTSEASON STATISTICS (CHIEFS)

			TACKLES								INTERCEPTIONS					O. FUMB				ST					MISC			
DATE	OPPONENT	P/S	TK	S	A	SK	YDS	TFL	YDS	QBH	NO	YDS	LG	TD	PD	FF	FR	TD	YDS	TK	S	A	FF	FR	S	A	W/L	SCORE
01/21	Jaguars	S	10	6	4	0.0	0.0	0	0	0	0	0	0	0	0	0	1	0	0	0	0	0	0	0	0	0	W	27-20
01/29	Bengals	S	4	1	3	0.0	0.0	0	0	0	0	0	0	0	0	0	0	0	0	0	0	0	0	0	0	0	W	23-20
02/12	at Eagles	S	9	8	1	0.0	0.0	0	0	0	0	0	0	0	0	0	1	1	36	0	0	0	0	0	0	0	W	38-35
2022 TOTALS		**3-3**	**23**	**15**	**8**	**0.0**	**0.0**	**0**	**0**	**0**	**0**	**0**	**0**	**0**	**0**	**0**	**2**	**1**	**36**	**0**	**0**	**0**	**0**	**0**	**0**	**0**	**3-0**	

2023 GAME-BY-GAME POSTSEASON STATISTICS (CHIEFS)

			TACKLES								INTERCEPTIONS					O. FUMB				ST					MISC			
DATE	OPPONENT	P/S	TK	S	A	SK	YDS	TFL	YDS	QBH	NO	YDS	LG	TD	PD	FF	FR	TD	YDS	TK	S	A	FF	FR	S	A	W/L	SCORE
01/13	Dolphins	S	10	5	5	0.0	0.0	1	3	0	0	0	0	0	0	0	0	0	0	0	0	0	0	0	0	0	W	26-7
01/21	at Bills	S	13	5	8	0.0	0.0	0	0	0	0	0	0	0	0	0	0	0	0	0	0	0	0	0	0	0	W	27-24
01/28	at Ravens	S	4	3	1	0.0	0.0	0	0	0	0	0	0	0	1	0	0	0	0	0	0	0	0	0	0	0	W	17-10
02/11	49ers	S	13	5	8	0.0	0.0	1	0	2	0	0	0	0	0	0	0	0	0	0	0	0	0	0	0	0	W	25-22+
2023 TOTALS		**4-4**	**40**	**18**	**22**	**0.0**	**0.0**	**2**	**3**	**2**	**0**	**0**	**0**	**0**	**1**	**0**	**0**	**0**	**0**	**0**	**0**	**0**	**0**	**0**	**0**	**0**	**4-0**	

+ - Overtime

2024 GAME-BY-GAME POSTSEASON STATISTICS (CHIEFS)

			TACKLES								INTERCEPTIONS					O. FUMB				ST					MISC			
DATE	OPPONENT	P/S	TK	S	A	SK	YDS	TFL	YDS	QBH	NO	YDS	LG	TD	PD	FF	FR	TD	YDS	TK	S	A	FF	FR	S	A	W/L	SCORE
01/18	Texans	S	5	3	2	0.0	0.0	0	0	1	0	0	0	0	0	0	0	0	0	0	0	0	0	0	0	0	W	23-14
01/26	Bills	S	6	4	2	0.0	0.0	0	0	0	0	0	0	0	1	0	0	0	0	0	0	0	0	0	0	0	W	32-29
02/09	at Eagles	S	9	4	5	0.0	0.0	2	5	0	0	0	0	0	0	0	0	0	0	0	0	0	0	0	0	0	L	22-40
2024 TOTALS		**3-3**	**20**	**11**	**9**	**0.0**	**0.0**	**2**	**5**	**1**	**0**	**0**	**0**	**0**	**1**	**0**	**0**	**0**	**0**	**0**	**0**	**0**	**0**	**0**	**0**	**0**	**2-1**	

NICK BOLTON'S COLLEGE DEFENSIVE STATISTICS

				TACKLES								INTERCEPTIONS					O. FUMB				ST					MISC	
DATE	TEAM	GP	GS	TK	S	A	TFL	YDS	SK	YDS	QBH	NO	YDS	LG	TD	PD	FF	FR	TD	YDS	TK	S	A	FF	FR	S	A
2018	Missouri	13	0	22	12	10	1.0	3.0	1.0	3.0	0	0	0	0	0	0	0	0	0	0	0	0	0	0	0	0	0
2019	Missouri	12	12	107	74	33	7.5	23.0	1.0	9.0	3	2	38	20	1	8	0	0	0	0	0	0	0	0	0	0	0
2020	Missouri	10	10	95	55	40	8.0	18.0	2.0	6.0	2	0	0	0	0	5	0	1	0	8	0	0	0	0	0	0	0
TOTALS		**35**	**22**	**224**	**141**	**83**	**16.5**	**44.0**	**4.0**	**18.0**	**5**	**2**	**38**	**20**	**1**	**13**	**0**	**1**	**0**	**8**	**0**	**0**	**0**	**0**	**0**	**0**	**0**

COLLEGE 2018 GAME-BY-GAME STATISTICS (MISSOURI)

			TACKLES								INTERCEPTIONS					O. FUMB				ST					MISC			
DATE	OPPONENT	P/S	TK	S	A	SK	YDS	TFL	YDS	QBH	NO	YDS	LG	TD	PD	FF	FR	TD	YDS	TK	S	A	FF	FR	S	A	W/L	SCORE
08/31	UT Martin	P	1	0	1	0.5	2.0	0.5	2.0	0	0	0	0	0	0	0	0	0	0	0	0	0	0	0	0	0	W	51-14
09/07	Wyoming	P	1	1	0	0.0	0.0	0.0	0.0	0	0	0	0	0	0	0	0	0	0	0	0	0	0	0	0	0	W	40-13
09/14	at Purdue	P	0	0	0	0.0	0.0	0.0	0.0	0	0	0	0	0	0	0	0	0	0	0	0	0	0	0	0	0	W	40-37
09/21	Georgia	P	0	0	0	0.0	0.0	0.0	0.0	0	0	0	0	0	0	0	0	0	0	0	0	0	0	0	0	0	L	29-43
10/05	at South Carolina	P	2	1	1	0.0	0.0	0.0	0.0	0	0	0	0	0	0	0	0	0	0	0	0	0	0	0	0	0	L	35-37
10/12	at Alabama	P	8	3	5	0.0	0.0	0.0	0.0	0	0	0	0	0	0	0	0	0	0	0	0	0	0	0	0	0	L	10-39
10/19	Memphis	P	2	2	0	0.0	0.0	0.0	0.0	0	0	0	0	0	0	0	0	0	0	0	0	0	0	0	0	0	W	65-33
10/26	Kentucky	P	0	0	0	0.0	0.0	0.0	0.0	0	0	0	0	0	0	0	0	0	0	0	0	0	0	0	0	0	L	14-15
11/02	at Florida	P	1	0	1	0.0	0.0	0.0	0.0	0	0	0	0	0	0	0	0	0	0	0	0	0	0	0	0	0	W	38-17
11/09	Vanderbilt	P	1	1	0	0.0	0.0	0.0	0.0	0	0	0	0	0	0	0	0	0	0	0	0	0	0	0	0	0	W	33-28
11/16	at Tennessee	P	1	0	1	0.0	0.0	0.0	0.0	0	0	0	0	0	0	0	0	0	0	0	0	0	0	0	0	0	W	50-17
11/22	Arkansas	P	1	1	0	0.0	0.0	0.0	0.0	0	0	0	0	0	0	0	0	0	0	0	0	0	0	0	0	0	W	38-0
12/30	at Oklahoma St.	P	4	3	1	0.5	1.0	0.5	1.0	0	0	0	0	0	0	0	0	0	0	0	0	0	0	0	0	0	L	33-38
2018 TOTALS		**13-0**	**22**	**12**	**10**	**1.0**	**3.0**	**1.0**	**3.0**	**0**	**0**	**0**	**0**	**0**	**0**	**0**	**0**	**0**	**0**	**0**	**0**	**0**	**0**	**0**	**0**	**8-5**	

COLLEGE 2019 GAME-BY-GAME STATISTICS (MISSOURI)

			TACKLES								INTERCEPTIONS					O. FUMB				ST					MISC			
DATE	OPPONENT	P/S	TK	S	A	SK	YDS	TFL	YDS	QBH	NO	YDS	LG	TD	PD	FF	FR	TD	YDS	TK	S	A	FF	FR	S	A	W/L	SCORE
08/31	at Wyoming	S	9	4	5	0.0	0.0	0.0	0.0	0	0	0	0	0	1	0	0	0	0	0	0	0	0	0	0	0	L	31-37
09/07	West Virginia	S	10	7	3	0.0	0.0	2.0	5.0	0	2	38	20	1	0	0	0	0	0	0	0	0	0	0	0	0	W	38-7
09/14	Southeast Mo. St.	S	4	3	1	0.0	0.0	0.0	0.0	0	0	0	0	0	1	0	0	0	0	0	0	0	0	0	0	0	W	50-0
09/21	South Carolina	S	9	4	5	0.0	0.0	0.0	0.0	2	0	0	0	0	1	0	0	0	0	0	0	0	0	0	0	0	W	34-14
10/05	Troy	S	4	4	0	0.0	0.0	0.0	0.0	0	0	0	0	0	1	0	0	0	0	0	0	0	0	0	0	0	W	42-10
10/12	Ole Miss	S	10	9	1	0.0	0.0	0.0	0.0	0	0	0	0	0	0	0	0	0	0	0	0	0	0	0	0	0	W	38-27
10/19	at Vanderbilt	S	15	11	4	0.0	0.0	3.0	6.0	0	0	0	0	0	0	0	0	0	0	0	0	0	0	0	0	0	L	14-21
10/26	at Kentucky	S	12	9	3	0.0	0.0	0.5	1.0	0	0	0	0	0	0	0	0	0	0	0	0	0	0	0	0	0	L	7-29
11/09	at Georgia	S	9	4	5	1.0	9.0	2.0	11.0	0	0	0	0	0	0	0	0	0	0	0	0	0	0	0	0	0	L	0-27
11/15	Florida	S	6	6	0	0.0	0.0	0.0	0.0	0	0	0	0	0	1	0	0	0	0	0	0	0	0	0	0	0	L	6-23
11/23	Tennessee	S	10	6	4	0.0	0.0	0.0	0.0	0	0	0	0	0	2	0	0	0	0	0	0	0	0	0	0	0	L	20-24
11/29	at Arkansas	S	9	7	2	0.0	0.0	0.0	0.0	1	0	0	0	0	1	0	0	0	0	0	0	0	0	0	0	0	W	24-14
2019 TOTALS		**12-12**	**107**	**74**	**33**	**1.0**	**9.0**	**7.5**	**23.0**	**3**	**2**	**38**	**20**	**1**	**8**	**0**	**0**	**0**	**0**	**0**	**0**	**0**	**0**	**0**	**0**	**6-6**	

COLLEGE 2020 GAME-BY-GAME STATISTICS (MISSOURI)

			TACKLES								INTERCEPTIONS					O. FUMB				ST					MISC			
DATE	OPPONENT	P/S	TK	S	A	SK	YDS	TFL	YDS	QBH	NO	YDS	LG	TD	PD	FF	FR	TD	YDS	TK	S	A	FF	FR	S	A	W/L	SCORE
09/26	Alabama	S	8	3	5	0.0	0.0	1.0	2.0	0	0	0	0	0	0	0	1	0	8	0	0	0	0	0	0	0	L	19-38
10/03	at Tennessee	S	17	8	9	0.0	0.0	0.0	0.0	0	0	0	0	0	0	0	0	0	0	0	0	0	0	0	0	0	L	12-35
10/10	LSU	S	11	9	2	0.0	0.0	0.0	0.0	0	0	0	0	0	3	0	0	0	0	0	0	0	0	0	0	0	W	45-41
10/24	Kentucky	S	7	7	0	1.0	4.0	1.0	4.0	1	0	0	0	0	0	0	0	0	0	0	0	0	0	0	0	0	W	20-10
10/31	at Florida	S	10	3	7	0.0	0.0	1.5	1.0	1	0	0	0	0	0	0	0	0	0	0	0	0	0	0	0	0	L	17-41
11/21	at South Carolina	S	14	8	6	0.0	0.0	2.0	7.0	0	0	0	0	0	0	0	0	0	0	0	0	0	0	0	0	0	W	17-10
11/28	Vanderbilt	S	9	9	0	1.0	2.0	2.0	4.0	0	0	0	0	0	1	0	0	0	0	0	0	0	0	0	0	0	W	41-0
12/05	Arkansas	S	4	1	3	0.0	0.0	0.0	0.0	0	0	0	0	0	0	0	0	0	0	0	0	0	0	0	0	0	W	50-48
12/12	Georgia	S	8	6	2	0.0	0.0	0.0	0.0	0	0	0	0	0	0	0	0	0	0	0	0	0	0	0	0	0	L	14-49
12/19	at Mississippi St.	S	7	1	6	0.0	0.0	0.5	0.0	0	0	0	0	0	1	0	0	0	0	0	0	0	0	0	0	0	L	32-51
2020 TOTALS		**10-10**	**95**	**55**	**40**	**2.0**	**6.0**	**8.0**	**18.0**	**2**	**0**	**0**	**0**	**0**	**5**	**0**	**1**	**0**	**8**	**0**	**0**	**0**	**0**	**0**	**0**	**5-5**	

HOLLYWOOD BROWN

WIDE RECEIVER #5

OKLAHOMA

7TH YEAR IN THE NFL

2ND YEAR WITH THE CHIEFS

HEIGHT: 5'9"
WEIGHT: 180 LBS
HOW ACQUIRED: FA-25
BIRTHDAY: 6/4/97

- Brown enters his second season with the Chiefs in 2025.
- Originally entered the NFL as a first-round draft pick (25th overall) by the Baltimore Ravens in the 2019 NFL Draft.

Transactions: Re-signed with Kansas City (3/8/25) ... Signed with Kansas City (3/15/24) ... Re-signed with Arizona (5/2/22) ... Traded to the Arizona Cardinals (4/28/22) ... Originally entered the NFL as a first-round draft pick (25th overall) by the Baltimore Ravens in the 2019 NFL Draft.

COLLEGE

Played two seasons for Oklahoma (2017-18) ... Played in 27 games with 21 starts ... Totaled 132 receptions for 2,413 yards and 17 touchdowns ... Averaged 18.3 yards per catch ... Played in all 14 games in 2018 and totaled 1,318 receiving yards which were the fourth-most in school single-season history ... Had 10 touchdown receptions ... Tied nationally for the most receptions of 40+ yards (11), 50+ yards (seven) and 60+ yards (four) ... Had six games with 100+ receiving yards .... Was an AP, ESPN and Sports Illustrated first-team All American ... AFCA and FWAA second-team All American ... Was first-team All-Big 12 honoree voted on by league coaches and media ... Was 2018 Biletnikoff Award Semifinalist ... In 2017, played in 13 games with eight starts ... Had a team-high 1,095 receiving yards ... Averaged 19.2 yards per catch which ranked 18th nationally ... Had seven touchdown receptions ... Led the team with 87 receiving yards on three catches in the Big 12 Championship (12/2/17) against TCU ... Was named All-Big 12 honorable mention voted on by league coaches and media ... Played at College of the Canyons (Santa Clarita, Calif.) in 2016 ... Totaled 50 receptions for 754 yards and 10 TDs ... Also returned 13 kickoffs for 402 yards and a TD and returned nine punts for 182 yards and a TD.

PERSONAL

- Nickname is “Hollywood,” which is the city where Brown grew up.
- Received a "Key to the City" in his hometown of Hollywood, Fla., on 7/4/21.
- While attending College of the Canyons, worked at Six Flags as an operator to pay for school.
- Played Pop Warner football against Ravens QB Lamar Jackson.
- Majored in human relations at Oklahoma.

HOLLYWOOD BROWN'S NFL REGULAR SEASON RUSHING/RECEIVING STATISTICS

				RECEIVING					RUSHING				
DATE	TEAM	GP	GS	NO.	YDS.	AVG.	LG	TD	NO.	YDS.	AVG.	LG	TD
2019	Ravens	14	11	46	584	12.7	83t	7	0	0	0.0	0	0
2020	Ravens	16	14	58	769	13.3	70t	8	1	1	1.0	1	0
2021	Ravens	16	16	91	1,008	11.1	49t	6	1	5	5.0	5	0
2022	Cardinals	12	10	67	709	10.6	47	3	1	1	1.0	1	0
2023	Cardinals	14	14	51	574	11.3	41	4	2	23	11.5	29	0
2024	Chiefs	2	1	9	91	10.1	20	0	0	0	0.0	0	0
2025	Chiefs	13	5	42	494	11.8	49	5	0	0	0.0	0	0
NFL TOTALS		**87**	**71**	**364**	**4,229**	**11.6**	**83T**	**33**	**5**	**30**	**6.0**	**29**	**0**

HOLLYWOOD BROWN'S NFL POSTSEASON RUSHING/RECEIVING STATISTICS

				RECEIVING					RUSHING				
DATE	TEAM	GP	GS	NO.	YDS.	AVG.	LG	TD	NO.	YDS.	AVG.	LG	TD
2019	Ravens	1	1	7	126	18.0	38	0	0	0	0.0	0	0
2020	Ravens	2	1	11	196	17.8	30	0	2	19	9.5	15	0
2024	Chiefs	3	1	5	50	10.0	15	0	0	0	0.0	0	0
NFL TOTALS		**6**	**3**	**23**	**372**	**16.2**	**38**	**0**	**2**	**19**	**9.5**	**15**	**0**

HOLLYWOOD BROWN'S NFL REGULAR SEASON RETURN STATISTICS

		KICKOFF RETURNS					PUNT RETURNS					
DATE	TEAM	RET.	YDS.	AVG.	LG	TD	NO.	FC	YDS.	AVG.	LG	TD
2019	Ravens	0	0	0.0	0	0	0	0	0	0.0	0	0
2020	Ravens	1	30	30.0	30	0	0	0	0	0.0	0	0
2021	Ravens	0	0	0.0	0	0	0	0	0	0.0	0	0
2022	Cardinals	0	0	0.0	0	0	0	0	0	0.0	0	0
2023	Cardinals	0	0	0.0	0	0	0	0	0	0.0	0	0
2024	Chiefs	0	0	0.0	0	0	0	0	0	0.0	0	0
2025	Chiefs	0	0	0.0	0	0	0	0	0	0.0	0	0
NFL TOTALS		**1**	**30**	**30.0**	**30**	**0**	**0**	**0**	**0**	**0.0**	**0**	**0**

HOLLYWOOD BROWN'S NFL POSTSEASON RETURN STATISTICS

		KICKOFF RETURNS					PUNT RETURNS					
DATE	TEAM	RET.	YDS.	AVG.	LG	TD	NO.	FC	YDS.	AVG.	LG	TD
2019	Ravens	0	0	0.0	0	0	0	0	0	0.0	0	0
2020	Ravens	0	0	0.0	0	0	0	0	0	0.0	0	0
2024	Chiefs	0	0	0.0	0	0	0	0	0	0.0	0	0
NFL TOTALS		**0**	**0**	**0.0**	**0**	**0**	**0**	**0**	**0**	**0.0**	**0**	**0**

SINGLE-GAME HIGHS: RUSHING/RECEIVING

Rush Attempts
1 at Houston, Nov 19, 2023
1 at Washington, Sep 10, 2023
1 vs. Tampa Bay, Dec 25, 2022
...2 more at 1.

Rushing Yards
29 at Washington, Sep 10, 2023
5 at Las Vegas, Sep 13, 2021
1 vs. Tampa Bay, Dec 25, 2022
1 vs. Cincinnati, Oct 11, 2020

Longest Runs
29 at Washington, Sep 10, 2023
5 at Las Vegas, Sep 13, 2021
1 vs. Tampa Bay, Dec 25, 2022
1 vs. Cincinnati, Oct 11, 2020

Receptions
14 vs. L.A. Rams, Sep 25, 2022
10 at L.A. Chargers, Sep 05, 2025
10 vs. Green Bay, Dec 19, 2021
9 vs. Minnesota, Nov 07, 2021
9 vs. Indianapolis, Oct 11, 2021

Receiving Yards
147 at Miami, Sep 08, 2019
140 vs. L.A. Rams, Sep 25, 2022
125 vs. Indianapolis, Oct 11, 2021
116 vs. Minnesota, Nov 07, 2021
113 vs. Kansas City, Sep 19, 2021

Receiving Average
36.8 at Miami, Sep 08, 2019
22.8 at Denver, Oct 03, 2021
21.5 at Washington, Oct 04, 2020
21.3 at Pittsburgh, Dec 02, 2020
20.2 vs. Cleveland, Sep 13, 2020

Longest Receptions
83t at Miami, Sep 08, 2019
70t at Pittsburgh, Dec 02, 2020
49 at L.A. Chargers, Sep 05, 2025
49t at Denver, Oct 03, 2021
49 at Cincinnati, Nov 10, 2019

Receiving TDs
2 vs. Detroit, Oct 12, 2025
2 vs. Indianapolis, Oct 11, 2021
2 at Cincinnati, Jan 03, 2021
...2 more at 2.

All-Purpose Yards
147 at Miami, Sep 08, 2019
140 vs. L.A. Rams, Sep 25, 2022
125 vs. Indianapolis, Oct 11, 2021
116 vs. Minnesota, Nov 07, 2021
113 vs. Kansas City, Sep 19, 2021

Kickoff Returns
1 vs. Cincinnati, Oct 11, 2020

Kickoff Return Yards
30 vs. Cincinnati, Oct 11, 2020

Longest Kickoff Return
30 vs. Cincinnati, Oct 11, 2020

Most TDs
2 vs. Detroit, Oct 12, 2025
2 vs. Indianapolis, Oct 11, 2021
2 at Cincinnati, Jan 03, 2021
...2 more at 2.

Miscellaneous Tackles
1 at Houston, Nov 19, 2023
1 at Cleveland, Nov 05, 2023
1 at Seattle, Oct 16, 2022
...5 more at 1.

SINGLE-GAME HIGHS - POSTSEASON: RUSHING/RECEIVING

Rush Attempts	2 at Tennessee, Jan 10, 2021
Rushing Yards	19 at Tennessee, Jan 10, 2021
Longest Runs	15 at Tennessee, Jan 10, 2021
	4 at Tennessee, Jan 10, 2021
Receptions	7 at Tennessee, Jan 10, 2021
	7 vs. Tennessee, Jan 11, 2020
	4 at Buffalo, Jan 16, 2021
	3 vs. Buffalo, Jan 26, 2025
	2 at Philadelphia, Feb 09, 2025
Receiving Yards	126 vs. Tennessee, Jan 11, 2020
	109 at Tennessee, Jan 10, 2021
	87 at Buffalo, Jan 16, 2021
	35 vs. Buffalo, Jan 26, 2025
	15 at Philadelphia, Feb 09, 2025
Receiving Average	21.8 at Buffalo, Jan 16, 2021
	18.0 vs. Tennessee, Jan 11, 2020
	15.6 at Tennessee, Jan 10, 2021
	11.7 vs. Buffalo, Jan 26, 2025
Longest Receptions	38 vs. Tennessee, Jan 11, 2020
	30 at Buffalo, Jan 16, 2021
	30 vs. Tennessee, Jan 11, 2020
	29 at Buffalo, Jan 16, 2021
	28 at Tennessee, Jan 10, 2021
All-Purpose Yards	128 at Tennessee, Jan 10, 2021
	126 vs. Tennessee, Jan 11, 2020
	87 at Buffalo, Jan 16, 2021
	35 vs. Buffalo, Jan 26, 2025
	15 at Philadelphia, Feb 09, 2025

100-YARD RECEIVING GAMES (6): REGULAR SEASON

DATE	TEAM	NO.	YDS.	AVG.	LG	TD
09/08/19	at Dolphins	4	147	36.8	83t	2
09/13/20	BROWNS	5	101	20.2	47	0
09/19/21	CHIEFS	6	113	18.8	42t	1
10/11/21	COLTS	9	125	13.9	43t	2
11/07/21	VIKINGS	9	116	12.9	22	0
09/25/22	RAMS	14	140	10.0	20	0

100-YARD RECEIVING GAMES (2): POSTSEASON

DATE	TEAM	NO.	YDS.	AVG.	LG	TD
01/11/20	TITANS	7	126	18.0	38	0
01/10/21	at Titans	7	109	15.6	28	0

2019 GAME-BY-GAME REGULAR-SEASON STATISTICS (RAVENS)

			RECEIVING					RUSHING						
DATE	OPPONENT	P/S	NO.	YDS.	AVG.	LG	TD	NO.	YDS.	AVG.	LG	TD	W/L	SCORE
09/08	at Dolphins	S	4	147	36.8	83t	2	0	0	0.0	0	0	W	59-10
09/15	Cardinals	S	8	86	10.8	41	0	0	0	0.0	0	0	W	23-17
09/22	at Chiefs	S	2	49	24.5	31	0	0	0	0.0	0	0	L	28-33
09/29	Browns	S	4	22	5.5	10	0	0	0	0.0	0	0	L	25-40
10/06	at Steelers	P	3	22	7.3	11t	1	0	0	0.0	0	0	W	26-23+
10/13	Bengals						INACTIVE						W	23-17
10/20	at Seahawks						INACTIVE						W	30-16
11/03	Patriots	S	3	48	16.0	26	0	0	0	0.0	0	0	W	37-20
11/10	at Bengals	S	4	80	20.0	49	1	0	0	0.0	0	0	W	49-13
11/17	Texans	P	2	23	11.5	17	0	0	0	0.0	0	0	W	41-7
11/25	at Rams	S	5	42	8.4	18t	2	0	0	0.0	0	0	W	45-6
12/01	49ers	S	1	1	1.0	1	0	0	0	0.0	0	0	W	20-17
12/08	at Bills	P	3	-2	-0.7	5	0	0	0	0.0	0	0	W	24-17
12/12	Jets	S	4	45	11.3	24t	1	0	0	0.0	0	0	W	42-21
12/22	at Browns	S	1	6	6.0	6	0	0	0	0.0	0	0	W	31-15
12/29	Steelers	S	2	15	7.5	8	0	0	0	0.0	0	0	W	28-10
2019 TOTALS		**14-11**	**46**	**584**	**12.7**	**83T**	**7**	**0**	**0**	**0.0**	**0**	**0**	**14-2**	

+ - Overtime

2020 GAME-BY-GAME REGULAR-SEASON STATISTICS (RAVENS)

			RECEIVING					RUSHING						
DATE	OPPONENT	P/S	NO.	YDS.	AVG.	LG	TD	NO.	YDS.	AVG.	LG	TD	W/L	SCORE
09/13	Browns	P	5	101	20.2	47	0	0	0	0.0	0	0	W	38-6
09/20	at Texans	S	5	42	8.4	25	0	0	0	0.0	0	0	W	33-16
09/28	Chiefs	S	2	13	6.5	7	0	0	0	0.0	0	0	L	20-34
10/04	at Football Team	S	4	86	21.5	33	0	0	0	0.0	0	0	W	31-17
10/11	Bengals	S	6	77	12.8	30	1	1	1	1.0	1	0	W	27-3
10/18	at Eagles	S	4	57	14.3	20	0	0	0	0.0	0	0	W	30-28
11/01	Steelers	S	1	3	3.0	3t	1	0	0	0.0	0	0	L	24-28
11/08	at Colts	S	3	38	12.7	20	0	0	0	0.0	0	0	W	24-10
11/15	at Patriots	S	2	14	7.0	8	0	0	0	0.0	0	0	L	17-23
11/22	Titans	S	0	0	0.0	0	0	0	0	0.0	0	0	L	24-30+
12/02	at Steelers	S	4	85	21.3	70t	1	0	0	0.0	0	0	L	14-19
12/08	Cowboys	S	5	39	7.8	20t	1	0	0	0.0	0	0	W	34-17
12/14	at Browns	S	2	50	25.0	44t	1	0	0	0.0	0	0	W	47-42
12/20	Jaguars	S	6	98	16.3	44	0	0	0	0.0	0	0	W	40-14
12/27	Giants	P	4	25	6.3	9	1	0	0	0.0	0	0	W	27-13
01/03	at Bengals	S	5	41	8.2	18t	2	0	0	0.0	0	0	W	38-3
2020 TOTALS		**16-14**	**58**	**769**	**13.3**	**70T**	**8**	**1**	**1**	**1.0**	**1**	**0**	**11-5**	

+ - Overtime

2021 GAME-BY-GAME REGULAR-SEASON STATISTICS (RAVENS)

			RECEIVING					RUSHING						
DATE	OPPONENT	P/S	NO.	YDS.	AVG.	LG	TD	NO.	YDS.	AVG.	LG	TD	W/L	SCORE
09/13	at Raiders	S	6	69	11.5	29	1	1	5	5.0	5	0	L	27-33+
09/19	Chiefs	S	6	113	18.8	42t	1	0	0	0.0	0	0	W	36-35
09/26	at Lions	S	3	53	17.7	37	0	0	0	0.0	0	0	W	19-17
10/03	at Broncos	S	4	91	22.8	49t	1	0	0	0.0	0	0	W	23-7
10/11	Colts	S	9	125	13.9	43t	2	0	0	0.0	0	0	W	31-25+
10/17	Chargers	S	4	35	8.8	20	0	0	0	0.0	0	0	W	34-6
10/24	Bengals	S	5	80	16.0	39t	1	0	0	0.0	0	0	L	17-41
11/07	Vikings	S	9	116	12.9	22	0	0	0	0.0	0	0	W	34-31+
11/11	at Dolphins	S	6	37	6.2	11	0	0	0	0.0	0	0	L	10-22
11/21	at Bears						INACTIVE						W	16-13
11/28	Browns	S	8	51	6.4	11	0	0	0	0.0	0	0	W	16-10
12/05	at Steelers	S	5	55	11.0	22	0	0	0	0.0	0	0	L	19-20
12/12	at Browns	S	5	41	8.2	12	0	0	0	0.0	0	0	L	22-24
12/19	Packers	S	10	43	4.3	7	0	0	0	0.0	0	0	L	30-31
12/26	at Bengals	S	5	44	8.8	15	0	0	0	0.0	0	0	L	21-41
01/02	Rams	S	3	28	9.3	13	0	0	0	0.0	0	0	L	19-20
01/09	Steelers	S	3	27	9.0	11	0	0	0	0.0	0	0	L	13-16+
2021 TOTALS		**16-16**	**91**	**1,008**	**11.1**	**49T**	**6**	**1**	**5**	**5.0**	**5**	**0**	**8-9**	

+ - Overtime

2022 GAME-BY-GAME REGULAR-SEASON STATISTICS (CARDINALS)

			RECEIVING					RUSHING						
DATE	OPPONENT	P/S	NO.	YDS.	AVG.	LG	TD	NO.	YDS.	AVG.	LG	TD	W/L	SCORE
09/11	Chiefs	S	4	43	10.8	26	1	0	0	0.0	0	0	L	21-44
09/18	at Raiders	S	6	68	11.3	24	0	0	0	0.0	0	0	W	29-23+
09/25	Rams	S	14	140	10.0	20	0	0	0	0.0	0	0	L	12-20
10/02	at Panthers	S	6	88	14.7	23t	1	0	0	0.0	0	0	W	26-16
10/09	Eagles	S	8	78	9.8	25t	1	0	0	0.0	0	0	L	17-20
10/16	at Seahawks	S	5	68	13.6	26	0	0	0	0.0	0	0	L	9-19
10/20	Saints					RESERVE/INJURED							W	42-34
10/30	at Vikings					RESERVE/INJURED							L	26-34
11/06	Seahawks					RESERVE/INJURED							L	21-31
11/13	at Rams					RESERVE/INJURED							W	27-17
11/21	49ers				INJURED RESERVE - DESIGNATED FOR RETURN								L	10-38
11/27	Chargers				INJURED RESERVE - DESIGNATED FOR RETURN								L	24-25
12/12	Patriots	S	4	34	8.5	16	0	0	0	0.0	0	0	L	13-27
12/18	at Broncos	S	4	19	4.8	9	0	0	0	0.0	0	0	L	15-24
12/25	Buccaneers	P	3	57	19.0	47	0	1	1	1.0	1	0	L	16-19+
01/01	at Falcons	S	6	61	10.2	19	0	0	0	0.0	0	0	L	19-20
01/08	at 49ers	P	1	7	7.0	7	0	0	0	0.0	0	0	L	13-38
2022 TOTALS		**11-9**	**61**	**663**	**10.9**	**47**	**3**	**1**	**1**	**1.0**	**1**	**0**	**4-13**	

+ - Overtime

2023 GAME-BY-GAME REGULAR-SEASON STATISTICS (CARDINALS)

			RECEIVING					RUSHING						
DATE	OPPONENT	P/S	NO.	YDS.	AVG.	LG	TD	NO.	YDS.	AVG.	LG	TD	W/L	SCORE
09/10	at Commanders	S	3	28	9.3	11	0	1	29	29.0	29	0	L	16-20
09/17	Giants	S	6	54	9.0	22	1	0	0	0.0	0	0	L	28-31
09/24	Cowboys	S	5	61	12.2	23	1	0	0	0.0	0	0	W	28-16
10/01	at 49ers	S	7	96	13.7	41	0	0	0	0.0	0	0	L	16-35
10/08	Bengals	S	4	61	15.3	25t	1	0	0	0.0	0	0	L	20-34
10/15	at Rams	S	4	34	8.5	22	0	0	0	0.0	0	0	L	9-26
10/22	at Seahawks	S	3	49	16.3	21	0	0	0	0.0	0	0	L	10-20
10/29	Ravens	S	6	33	5.5	9	1	0	0	0.0	0	0	L	24-31
11/05	at Browns	S	4	24	6.0	14	0	0	0	0.0	0	0	L	0-27
11/12	Falcons	S	1	28	28.0	28	0	0	0	0.0	0	0	W	25-23
11/19	at Texans	S	2	18	9.0	13	0	1	-6	-6.0	-6	0	L	16-21
11/26	Rams	S	6	88	14.7	36	0	0	0	0.0	0	0	L	14-37
12/03	at Steelers	S	0	0	0.0	0	0	0	0	0.0	0	0	W	24-10
12/17	49ers	S	0	0	0.0	0	0	0	0	0.0	0	0	L	29-45
12/24	at Bears					INJURED/DID NOT PLAY							L	16-27
12/31	at Eagles					RESERVE/INJURED							W	35-31
01/07	Seahawks					RESERVE/INJURED							L	20-21
2023 TOTALS		**14-14**	**51**	**574**	**11.3**	**41**	**4**	**2**	**23**	**11.5**	**29**	**0**	**4-13**	

2024 GAME-BY-GAME REGULAR-SEASON STATISTICS (CHIEFS)

			RECEIVING					RUSHING						
DATE	OPPONENT	P/S	NO.	YDS.	AVG.	LG	TD	NO.	YDS.	AVG.	LG	TD	W/L	SCORE
09/05	Ravens					INACTIVE							W	27-20
09/15	Bengals					RESERVE/INJURED							W	26-25
09/22	at Falcons					RESERVE/INJURED							W	22-17
09/29	at Chargers					RESERVE/INJURED							W	17-10
10/07	Saints					RESERVE/INJURED							W	26-13
10/20	at 49ers					RESERVE/INJURED							W	28-18
10/27	at Raiders					RESERVE/INJURED							W	27-20
11/04	Buccaneers					RESERVE/INJURED							W	30-24+
11/10	Broncos					RESERVE/INJURED							W	16-14
11/17	at Bills					RESERVE/INJURED							L	21-30
11/24	at Panthers					RESERVE/INJURED							W	30-27
11/29	Raiders					RESERVE/INJURED							W	19-17
12/08	Chargers					RESERVE/INJURED							W	19-17
12/15	at Browns					RESERVE/INJURED							W	21-7
12/21	Texans	P	5	45	9.0	20	0	0	0	0.0	0	0	W	27-19
12/25	at Steelers	S	4	46	11.5	17	0	0	0	0.0	0	0	W	29-10
01/05	at Broncos					DID NOT PLAY							L	0-38
2024 TOTALS		**2-1**	**9**	**91**	**10.1**	**20**	**0**	**0**	**0**	**0.0**	**0**	**0**	**15-2**	

+ - Overtime

2025 GAME-BY-GAME REGULAR-SEASON STATISTICS (CHIEFS)

			RECEIVING					RUSHING						
DATE	OPPONENT	P/S	NO.	YDS.	AVG.	LG	TD	NO.	YDS.	AVG.	LG	TD	W/L	SCORE
09/05	at Chargers	S	10	99	9.9	49	0	0	0	0.0	0	0	L	21-27
09/14	Eagles	S	5	30	6.0	11	0	0	0	0.0	0	0	L	17-20
09/21	at Giants	S	4	42	10.5	17	0	0	0	0.0	0	0	W	22-9
09/28	Ravens	P	3	38	12.7	18	1	0	0	0.0	0	0	W	37-20
10/06	at Jaguars	S	4	48	12.0	20	0	0	0	0.0	0	0	L	28-31
10/12	Lions	P	4	45	11.3	20	2	0	0	0.0	0	0	W	30-17
10/19	Raiders	P	2	14	7.0	8t	1	0	0	0.0	0	0	W	31-0
10/27	Commanders	P	0	0	0.0	0	0	0	0	0.0	0	0	W	28-7
11/02	at Bills	P	2	73	36.5	40	0	0	0	0.0	0	0	L	21-28
11/16	at Broncos	P	4	40	10.0	18	0	0	0	0.0	0	0	L	19-22
11/23	Colts	P	1	10	10.0	10	0	0	0	0.0	0	0	W	23-20+
11/27	at Cowboys	S	2	20	10.0	10t	1	0	0	0.0	0	0	L	28-31
12/07	Texans	P	1	35	35.0	35	0	0	0	0.0	0	0	L	10-20
2025 TOTALS		**13-5**	**42**	**494**	**11.8**	**49**	**5**	**0**	**0**	**0.0**	**0**	**0**	**6-7**	

+ - Overtime

2019 GAME-BY-GAME POSTSEASON STATISTICS (RAVENS)

			RECEIVING					RUSHING						
DATE	OPPONENT	P/S	NO.	YDS.	AVG.	LG	TD	NO.	YDS.	AVG.	LG	TD	W/L	SCORE
01/11	Titans	S	7	126	18.0	38	0	0	0	0.0	0	0	L	12-28
2019 TOTALS		**1-1**	**7**	**126**	**18.0**	**38**	**0**	**0**	**0**	**0.0**	**0**	**0**	**0-1**	

2020 GAME-BY-GAME POSTSEASON STATISTICS (RAVENS)

			RECEIVING					RUSHING						
DATE	OPPONENT	P/S	NO.	YDS.	AVG.	LG	TD	NO.	YDS.	AVG.	LG	TD	W/L	SCORE
01/10	at Titans	P	7	109	15.6	28	0	2	19	9.5	15	0	W	20-13
01/16	at Bills	S	4	87	21.8	30	0	0	0	0.0	0	0	L	3-17
2020 TOTALS		**2-1**	**11**	**196**	**17.8**	**30**	**0**	**2**	**19**	**9.5**	**15**	**0**	**1-1**	

2024 GAME-BY-GAME POSTSEASON STATISTICS (CHIEFS)

			RECEIVING					RUSHING						
DATE	OPPONENT	P/S	NO.	YDS.	AVG.	LG	TD	NO.	YDS.	AVG.	LG	TD	W/L	SCORE
01/18	Texans	P	0	0	0.0	0	0	0	0	0.0	0	0	W	23-14
01/26	Bills	S	3	35	11.7	15	0	0	0	0.0	0	0	W	32-29
02/09	at Eagles	P	2	15	7.5	9	0	0	0	0.0	0	0	L	22-40
2024 TOTALS		**3-1**	**5**	**50**	**10.0**	**15**	**0**	**0**	**0**	**0.0**	**0**	**0**	**2-1**	

HOLLYWOOD BROWN'S COLLEGE RUSHING/RECEIVING STATISTICS

				RUSHING					RECEIVING				
DATE	TEAM	GP	GS	NO.	YDS.	AVG.	LG	TD	NO.	YDS.	AVG.	LG	TD
2017	Oklahoma	13	8	1	0	0.0	0	0	57	1,095	19.2	87	7
2018	Oklahoma	14	13	2	0	0.0	0	0	75	1,318	17.6	77	10
TOTALS		**27**	**21**	**3**	**0**	**0.0**	**0**	**0**	**132**	**2,413**	**18.3**	**87**	**17**

HOLLYWOOD BROWN'S COLLEGE RETURN STATISTICS

		KICKOFF RETURNS					PUNT RETURNS					
DATE	TEAM	RET.	YDS.	AVG.	LG	TD	NO.	FC	YDS.	AVG.	LG	TD
2017	Oklahoma	0	0	0.0	0	0	0	0	0	0.0	0	0
2018	Oklahoma	0	0	0.0	0	0	0	0	0	0.0	0	0
TOTALS		**0**	**0**	**0.0**	**0**	**0**	**0**	**0**	**0**	**0.0**	**0**	**0**

COLLEGE 2017 GAME-BY-GAME STATISTICS (OKLAHOMA)

			RUSHING					RECEIVING						
DATE	OPPONENT	P/S	NO.	YDS.	AVG.	LG	TD	NO.	YDS.	AVG.	LG	TD	W/L	SCORE
09/02	UTEP	P	0	0	0.0	0	0	3	32	10.7	13	0	W	56-7
09/16	Tulane	P	0	0	0.0	0	0	6	155	25.8	87	1	W	56-14
09/23	at Baylor	S	0	0	0.0	0	0	3	27	9.0	15	0	W	49-41
10/07	Iowa St.	P	0	0	0.0	0	0	2	16	8.0	13	0	L	31-38
10/14	at Texas	P	0	0	0.0	0	0	4	73	18.3	42	0	W	29-24
10/21	at Kansas St.	P	0	0	0.0	0	0	6	126	21.0	66	0	W	42-35
10/28	Texas Tech	S	0	0	0.0	0	0	5	49	9.8	18	1	W	49-27
11/04	at Oklahoma St.	S	0	0	0.0	0	0	9	265	29.4	84	2	W	62-52
11/11	TCU	S	0	0	0.0	0	0	2	56	28.0	50	0	W	38-20
11/18	at Kansas	S	0	0	0.0	0	0	4	31	7.8	24	1	W	41-3
11/25	West Virginia	S	0	0	0.0	0	0	2	64	32.0	56	0	W	59-31
12/02	TCU	S	0	0	0.0	0	0	3	87	29.0	52	1	W	41-17
01/01	Georgia	S	1	0	0.0	0	0	8	114	14.3	45	1	L	48-54+
2017 TOTALS		**13-8**	**1**	**0**	**0.0**	**0**	**0**	**57**	**1,095**	**19.2**	**87**	**7**	**11-2**	

+ - Overtime

COLLEGE 2018 GAME-BY-GAME STATISTICS (OKLAHOMA)

			RUSHING					RECEIVING						
DATE	OPPONENT	P/S	NO.	YDS.	AVG.	LG	TD	NO.	YDS.	AVG.	LG	TD	W/L	SCORE
08/31	Fla. Atlantic	S	0	0	0.0	0	0	6	133	22.2	65	1	W	63-14
09/07	UCLA	S	0	0	0.0	0	0	4	88	22.0	58	1	W	49-21
09/14	at Iowa St.	S	0	0	0.0	0	0	9	191	21.2	75	1	W	37-27
09/21	Army West Point	S	0	0	0.0	0	0	0	0	0.0	0	0	W	28-21+
09/28	Baylor	S	0	0	0.0	0	0	5	132	26.4	50	2	W	66-33
10/05	Texas	S	0	0	0.0	0	0	9	131	14.6	77	2	L	45-48
10/19	at TCU	S	0	0	0.0	0	0	5	41	8.2	15	0	W	52-27
10/26	Kansas St.	P	0	0	0.0	0	0	2	22	11.0	11	0	W	51-14
11/02	at Texas Tech	S	1	0	0.0	0	0	5	76	15.2	46	0	W	51-46
11/09	Oklahoma St.	S	1	0	0.0	0	0	8	142	17.8	51	1	W	48-47
11/16	Kansas	S	0	0	0.0	0	0	6	65	10.8	15	0	W	55-40
11/22	at West Virginia	S	0	0	0.0	0	0	11	243	22.1	65	2	W	59-56
11/30	Texas	S	0	0	0.0	0	0	5	54	10.8	24	0	W	39-27
12/28	at Alabama	S	0	0	0.0	0	0	0	0	0.0	0	0	L	34-45
2018 TOTALS		**14-13**	**2**	**0**	**0.0**	**0**	**0**	**75**	**1,318**	**17.6**	**77**	**10**	**12-2**	

+ - Overtime

HARRISON BUTKER

19 22 23

KICKER #7

GEORGIA TECH

9TH YEAR IN THE NFL

9TH YEAR WITH THE CHIEFS

HEIGHT:	6'4"
WEIGHT:	205 LBS
HOW ACQUIRED:	FA-17
BIRTHDAY:	7/14/95

- Butker enters his ninth season with the Chiefs in 2025.
- Originally entered the NFL as a seventh-round pick (233rd overall) by the Carolina Panthers in the 2017 NFL Draft.

Career Highlights:

- His 992 points are the third-most all-time points in franchise history. He is only the third player in franchise history with 900 or more career points. His 246 field goal attempts and 218 makes are the third most in Chiefs history.
- Passed the 100-point plateau for five-consecutive seasons (2017-21). He was eight points shy in 2022 due to a high ankle sprain that forced him to sit for four games. Butker's five seasons with 100 or more points are tied for the second-most in franchise history with PFHOF K Jan Stenerud (1967-71).
- Passed K Nick Lowery (20) for first in franchise history for most field goals made of 50+ yards in a Chiefs kicker's career with 30.
- Against Cincinnati (12/31/23), recorded career single-game highs for field goals made (6), field goal attempts (6) and points (19).
- Did not miss a single PAT in the 2023 season and missed just two field goals all season for a conversion percentage of .943.
- Made 24 consecutive field goals from 2022 to 2023, the most in Chiefs history.
- Tallied 844 points in his first 100 games, second only to Justin Tucker's 850 points.
- During his return in Week 6 of the 2022 season, Butker kicked the longest field goal recorded at GEHA Field at Arrowhead Stadium with a 62-yard boot. His 62-yard field goal against the Buffalo Bills is his longest field goal of his career and is also the longest field goal in franchise history.
- Butker kicked two field goals and a point after to force three overtime games in the 2021 season. The point after came against the Chargers (12/16/21). The two field goals were versus the Buffalo Bills in the AFC Divisional Round Game (1/23/22) and versus the Cincinnati Bengals in the AFC Championship Game (1/30/22).
- In the game vs. the L.A. Chargers (9/20/20), Butker converted two former career-long 58-yard field goals (one in the third quarter and one in overtime) to tie Lowery for the longest-made field goal in Chiefs history, at the time. During this game Butker also notched his 16th-consecutive game with a made field goal setting the franchise record for most consecutive games with a made field goal, passing K Lawrence Tynes who scored a field goal in 15-consecutive games from Week 15 of 2004 to Week 13 of 2005.
- During the 2019 season, Butker reached 147 points setting a new record for the most points by a kicker in a single season. It trailed only Priest Holmes' 162 points in 2003 for most in franchise history.
- Butker converted a field goal in 14-straight games in 2019, tying for the longest individual streak in a single-season in franchise history with Jan Stenerud with 14.
- In the game vs. Minnesota (11/3/19), Butker converted 54- and 44-yard field goals in the final three minutes of the game allowing the Chiefs to tie and then win the game. The last kicker in NFL History to kick a game tying FG of 50+ yards and a FG of 40+ yards to put his team ahead for good with both coming in the final three minutes of the fourth quarter was Buccaneers K Martin Gramatica on Oct. 27, 2002.
- With 38 made field goals during the 2017 season Butker holds the franchise record for most field goals made in a single season.
- Butker tallied 426 career points in his first three NFL seasons, the most by any player in NFL history in their first three seasons.
- During his rookie season he recorded 142 points for the 2017 season, ranking first in franchise history, at the time, for most points by a kicker in a single season, passing Lowery's previous mark of 139 set in 1990.
- In the game vs. the Buffalo Bills (11/26/17), Butker converted a 45-yard field goal, giving him 23 consecutive made field goals, which ranked first at the time for the most consecutive field goals made in franchise history.

Postseason Career Highlights:

- One of five players to have been on the active roster for all three of the club's Super Bowl victories over the past six years (LIV, LVII and LVIII). He is joined by DT Chris Jones, TE Travis Kelce, QB Patrick Mahomes and LS James Winchester.
- Has played in 22 postseason games for the Chiefs, tying him with teammate DT Chris Jones for the third-most in franchise history.
- In eight postseasons, Butker owns 175 career postseason points, extending his franchise record. He has 67 career PATs to go along with 36 made field goals, both sitting as the top marks in franchise history.
- With 175 points in the postseason, Butker is tied for the third-most points scored in the postseason by any player in NFL history. He ranks third amongst kickers as well.
- Converted two 50+ yard field goals in the 2023 postseason giving him six career postseason 50+ yard field goals, the most in NFL history passing K Adam Vinatieri.
- Butker did not miss a single kick in the 2023 postseason and recorded career postseason highs for made field goals (11)

and attempts (11). He added eight extra points.

- In his first four postseason campaigns, Butker scored 65 points, passing RB Damien Williams (60) for the most playoff points scored in franchise history, at the time.
- In Super Bowl LVIII in Las Vegas, Butker converted a 57-yard field goal, the longest field goal in Super Bowl history, helping propel the club to their 25-22 victory.
- In Super Bowl LVIII against the 49ers, Butker converted a 29-yard field goal to send the game into overtime tied at 19-19. He converted four field goals in Super Bowl LVIII, tying his postseason career high that he had set just a few weeks before against Miami in the Wild Card Game for made field goals in a game.
- In Super Bowl LVII in Arizona, Butker kicked a 27-yard field goal giving the Chiefs a 38-35 advantage with eight seconds left. His kick gave the Chiefs their third Super Bowl win in franchise history.
- In Super Bowl LV in Tampa Bay, Butker scored three field goals giving him 11 made field goals in the postseason passing Stenerud (nine) for the most playoff field goals made in franchise history. His three field goals in the game tied for the most field goals made in a single postseason game in team history, at the time.
- In Super Bowl LV, Butker connected on a 52-yard field goal, marking the longest made field goal in Chiefs postseason history. He topped the previous franchise-long kick of 50 yards, which he set in the 2020 AFC Divisional matchup against the Cleveland Browns.

Honors:

- Voted by his teammates to be a captain prior to the 2023 and 2024 Playoffs.
- 2023 Week 17 AFC Special Teams Player of the Week.
- 2020 Week 2 AFC Special Teams Player of the Week.
- November 2019 AFC Special Teams Player of the Month.
- 2019 Week 9 AFC Special Teams Player of the Week.
- October and December 2017 AFC Special Teams Player of the Month.
- 2017 Weeks 8 and 16 AFC Special Teams Player of the Week.
- 2017 PFWA All-Rookie Team.

Transactions:

Re-signed with Kansas City (8/5/24) ... Re-signed with Kansas City (6/13/19) ... Re-signed with Kansas City (4/15/19) ... Signed with Kansas City (9/26/17) ... Signed with Carolina's practice squad (9/14/17) ... Released by Carolina (9/13/17) ... Originally entered the NFL as a seventh-round pick (233rd overall) by the Carolina Panthers in the 2017 NFL Draft.

COLLEGE

Played in 52 games at Georgia Tech ... Finished his career first in school history with 337 points scored and third with a 71.7 field goal percentage ... Converted a school record 208-of-210 extra point tries ... Ended his career with 102 consecutive extra points made ... Connected on 43-of-60 field goal attempts, including four-of-seven from 50 yards or more with a long of 53 yards ... Recorded 177 touchbacks on 294 kickoffs ... Named All-ACC honorable mention his senior year.

PERSONAL

- Lettered three years in football and basketball, and four years in soccer at Westminster High School in Atlanta, Ga.
- Named All-State kicker in 2011 and 2012.
- Finished high school with Westminster's school record for longest field goal (53 yards) and the school mark for most field goals in a season, going 16-for-17 during his junior year.
- Won a pair of state championships on the soccer field in 2011 and 2012.
- Graduated from Georgia Tech with a degree in industrial engineering.
- Hometown: Decatur, Ga.

HARRISON BUTKER'S NFL REGULAR SEASON KICKING STATISTICS

DATE	TEAM	GP	FGM	FGA	PCT.	LG	XP	XPA	PCT.	BLK	PTS
2017	Panthers	0	0	0	0.0	0	0	0	0.0	0	0
				Went from **Carolina** to **Kansas City**.							
2017	Chiefs	13	38	42	90.5	53	28	28	100.0	0	142
2017	TOTAL	13	38	42	90.5	53	28	28	100.0	0	142
2018	Chiefs	16	24	27	88.9	54	65	69	94.2	0	137
2019	Chiefs	16	34	38	89.5	56	45	48	93.8	1	147
2020	Chiefs	16	25	27	92.6	58	48	54	88.9	0	123
2021	Chiefs	16	25	28	89.3	56	47	49	95.9	0	122
2022	Chiefs	13	18	24	75.0	62	38	41	92.7	1	92
2023	Chiefs	17	33	35	94.3	60	38	38	100.0	0	137
2024	Chiefs	13	21	25	84.0	53	29	31	93.5	0	92
2025	Chiefs	13	22	26	84.6	59	29	33	87.9	0	95
NFL TOTALS		**133**	**240**	**272**	**88.2**	**62**	**367**	**391**	**93.9**	**2**	**1,087**

HARRISON BUTKER'S NFL POSTSEASON KICKING STATISTICS

DATE	TEAM	GP	FGM	FGA	PCT.	LG	XP	XPA	PCT.	BLK	PTS
2017	Chiefs	1	0	1	0.0	0	3	3	100.0	0	3
2018	Chiefs	2	2	2	100.0	39	8	8	100.0	0	14
2019	Chiefs	3	2	2	100.0	31	15	16	93.8	0	21
2020	Chiefs	3	7	8	87.5	52	6	7	85.7	0	27
2021	Chiefs	3	4	5	80.0	49	12	13	92.3	0	24
2022	Chiefs	3	6	7	85.7	50	10	10	100.0	0	28
2023	Chiefs	4	11	11	100.0	57	8	8	100.0	0	41
2024	Chiefs	3	4	4	100.0	36	5	5	100.0	0	17
NFL TOTALS		**22**	**36**	**40**	**90.0**	**57**	**67**	**70**	**95.7**	**0**	**175**

HARRISON BUTKER'S NFL REGULAR SEASON FIELD-GOAL ACCURACY STATISTICS

DATE	TEAM	1-19	PCT.	20-29	PCT.	30-39	PCT.	40-49	PCT.	50+	PCT.
2017	Panthers	0-0	0.0	0-0	0.0	0-0	0.0	0-0	0.0	0-0	0.0
				Went from **Carolina** to **Kansas City**.							
2017	Chiefs	0-0	0.0	8-8	100.0	16-17	94.1	10-12	83.3	4-5	80.0
2017	TOTAL	0-0	0.0	8-8	100.0	16-17	94.1	10-12	83.3	4-5	80.0
2018	Chiefs	0-0	0.0	9-9	100.0	7-7	100.0	6-7	85.7	2-4	50.0
2019	Chiefs	0-0	0.0	9-9	100.0	9-10	90.0	13-13	100.0	3-6	50.0
2020	Chiefs	2-2	100.0	7-7	100.0	9-9	100.0	3-5	60.0	4-4	100.0
2021	Chiefs	0-0	0.0	3-3	100.0	11-11	100.0	4-5	80.0	7-9	77.8
2022	Chiefs	0-0	0.0	7-7	100.0	4-5	80.0	4-5	80.0	3-7	42.9
2023	Chiefs	0-0	0.0	8-8	100.0	13-15	86.7	7-7	100.0	5-5	100.0
2024	Chiefs	1-1	100.0	7-8	87.5	7-7	100.0	4-4	100.0	2-5	40.0
2025	Chiefs	1-1	100.0	7-7	100.0	8-8	100.0	3-5	60.0	3-5	60.0
NFL TOTALS		**4-4**	**100.0**	**65-66**	**98.5**	**84-89**	**94.4**	**54-63**	**85.7**	**33-50**	**66.0**

HARRISON BUTKER'S NFL POSTSEASON FIELD-GOAL ACCURACY STATISTICS

DATE	TEAM	1-19	PCT.	20-29	PCT.	30-39	PCT.	40-49	PCT.	50+	PCT.
2017	Chiefs	0-0	0.0	0-0	0.0	0-0	0.0	0-1	0.0	0-0	0.0
2018	Chiefs	0-0	0.0	0-0	0.0	2-2	100.0	0-0	0.0	0-0	0.0
2019	Chiefs	0-0	0.0	1-1	100.0	1-1	100.0	0-0	0.0	0-0	0.0
2020	Chiefs	0-0	0.0	1-1	100.0	2-3	66.7	2-2	100.0	2-2	100.0
2021	Chiefs	0-0	0.0	1-1	100.0	1-1	100.0	2-2	100.0	0-1	0.0
2022	Chiefs	0-0	0.0	2-2	100.0	0-0	0.0	2-3	66.7	2-2	100.0
2023	Chiefs	0-0	0.0	7-7	100.0	1-1	100.0	1-1	100.0	2-2	100.0
2024	Chiefs	0-0	0.0	1-1	100.0	3-3	100.0	0-0	0.0	0-0	0.0
NFL TOTALS		**0-0**	**0.0**	**13-13**	**100.0**	**10-11**	**90.9**	**7-9**	**77.8**	**6-7**	**85.7**

SINGLE-GAME HIGHS: KICKER

Field Goals Made
6 vs. Cincinnati, Dec 31, 2023
5 vs. Indianapolis, Nov 23, 2025
5 vs. Denver, Dec 06, 2020
5 vs. Miami, Dec 24, 2017
...2 more at 5.

Field Goal Attempts
6 vs. Cincinnati, Dec 31, 2023
6 vs. Miami, Dec 24, 2017
5 vs. Indianapolis, Nov 23, 2025
5 vs. New Orleans, Oct 07, 2024
...4 more at 5.

Longest Field Goals Made
62 vs. Buffalo, Oct 16, 2022
60 vs. Denver, Oct 12, 2023
59 at L.A. Chargers, Sep 05, 2025
58 at L.A. Chargers, Sep 20, 2020
56 vs. Philadelphia, Sep 14, 2025
...3 more at 56.

Longest Field Goal Attempts
65 at L.A. Chargers, Sep 29, 2024
62 vs. Buffalo, Oct 16, 2022
60 vs. Denver, Oct 12, 2023
59 at L.A. Chargers, Sep 05, 2025
58 vs. Philadelphia, Sep 14, 2025
...2 more at 58.

PATs Made
6 at San Francisco, Oct 23, 2022
6 vs. Las Vegas, Dec 12, 2021
6 at Philadelphia, Oct 03, 2021
...3 more at 6.

PAT Attempts
7 at L.A. Rams, Nov 19, 2018
6 at San Francisco, Oct 23, 2022
6 vs. Las Vegas, Dec 12, 2021
6 at Philadelphia, Oct 03, 2021
...2 more at 6.

Points
19 vs. Cincinnati, Dec 31, 2023
18 at Houston, Oct 08, 2017
17 vs. Miami, Dec 24, 2017
17 vs. Denver, Oct 30, 2017
16 vs. Denver, Dec 06, 2020
...2 more at 16.

Special Teams Tackles
1 vs. Denver, Dec 06, 2020
1 vs. Baltimore, Dec 09, 2018
1 vs. Arizona, Nov 11, 2018

Kickoff Average
67.2 at Las Vegas, Nov 26, 2023
67.0 vs. Carolina, Nov 08, 2020
66.7 vs. L.A. Rams, Nov 27, 2022
66.6 at Denver, Dec 31, 2017
66.3 vs. Oakland, Dec 30, 2018
...2 more at 66.3.

Extra Point Attempt Percentage
100.0 vs. Chicago, Sep 24, 2023
100.0 at San Francisco, Oct 23, 2022
100.0 vs. Las Vegas, Dec 12, 2021
...11 more at 100.0.

Field Goal Percentage
100.0 vs. Indianapolis, Nov 23, 2025
100.0 vs. Cincinnati, Dec 31, 2023
100.0 vs. Denver, Oct 12, 2023
...9 more at 100.0.

Touchbacks
9 at Denver, Oct 25, 2020
8 vs. Cincinnati, Dec 31, 2023
8 at New England, Oct 14, 2018
8 at Houston, Oct 08, 2017
7 vs. Chicago, Sep 24, 2023
...3 more at 7.

SINGLE-GAME HIGHS – POSTSEASON: KICKER

Field Goals Made
4 vs. San Francisco, Feb 11, 2024
4 vs. Miami, Jan 13, 2024
3 vs. Houston, Jan 18, 2025
3 vs. Cincinnati, Jan 29, 2023
...3 more at 3.

Field Goal Attempts
4 vs. San Francisco, Feb 11, 2024
4 vs. Miami, Jan 13, 2024
4 vs. Buffalo, Jan 23, 2022
...1 more at 4.

Longest Field Goals Made
57 vs. San Francisco, Feb 11, 2024
52 at Baltimore, Jan 28, 2024
52 at Tampa Bay, Feb 07, 2021
50 vs. Jacksonville, Jan 21, 2023
50 vs. Cleveland, Jan 17, 2021

Longest Field Goal Attempts
57 vs. San Francisco, Feb 11, 2024
52 at Baltimore, Jan 28, 2024
52 at Tampa Bay, Feb 07, 2021
50 vs. Jacksonville, Jan 21, 2023
50 vs. Jacksonville, Jan 21, 2023
...2 more at 50.

PATs Made
6 vs. Pittsburgh, Jan 16, 2022
6 vs. Houston, Jan 12, 2020
5 at Philadelphia, Feb 12, 2023
5 vs. Buffalo, Jan 24, 2021
...1 more at 5.

PAT Attempts
7 vs. Houston, Jan 12, 2020
6 vs. Pittsburgh, Jan 16, 2022
5 at Philadelphia, Feb 12, 2023
5 vs. Buffalo, Jan 24, 2021
5 vs. Tennessee, Jan 19, 2020

Points
14 vs. Miami, Jan 13, 2024
13 vs. San Francisco, Feb 11, 2024
12 vs. Buffalo, Jan 23, 2022
11 vs. Houston, Jan 18, 2025
11 vs. Cincinnati, Jan 29, 2023

Special Teams Tackles
1 vs. Jacksonville, Jan 21, 2023

Kickoff Average
65.2 vs. Buffalo, Jan 26, 2025
65.0 vs. San Francisco, Feb 11, 2024
65.0 vs. Jacksonville, Jan 21, 2023
65.0 vs. Buffalo, Jan 24, 2021
64.9 vs. Houston, Jan 18, 2025

Extra Point Attempt Percentage
100.0 at Philadelphia, Feb 12, 2023
100.0 vs. Pittsburgh, Jan 16, 2022
100.0 vs. Buffalo, Jan 24, 2021
...1 more at 100.0.

Field Goal Percentage
100.0 vs. San Francisco, Feb 11, 2024
100.0 vs. Miami, Jan 13, 2024
75.0 vs. Buffalo, Jan 23, 2022
75.0 vs. Cleveland, Jan 17, 2021

Touchbacks
7 vs. San Francisco, Feb 11, 2024
7 vs. Buffalo, Jan 24, 2021
6 at Philadelphia, Feb 12, 2023
6 vs. Buffalo, Jan 23, 2022
...1 more at 6.

2017 GAME-BY-GAME REGULAR-SEASON STATISTICS (PANTHERS/CHIEFS)

			FIELD GOALS				EXTRA POINTS						
DATE	OPPONENT		FGM	FGA	PCT	LG	XP	XPA	PCT	BLK	PTS	W/L	SCORE
09/10	at 49ers		INACTIVE									W	23-3
09/17	Bills		PRACTICE SQUAD									W	9-3
09/24	Saints		PRACTICE SQUAD									L	13-34
			Went from **Panthers** to **Chiefs**.										
10/02	Redskins	P	3	4	75.0	43	2	2	100.0	0	11	W	29-20
10/08	at Texans	P	5	5	100.0	49	3	3	100.0	0	18	W	42-34
10/15	Steelers	P	2	2	100.0	46	1	1	100.0	0	7	L	13-19
10/19	at Raiders	P	3	3	100.0	53	3	3	100.0	0	12	L	30-31
10/30	Broncos	P	5	5	100.0	51	2	2	100.0	0	17	W	29-19
11/05	at Cowboys	P	1	1	100.0	38	2	2	100.0	0	5	L	17-28
11/19	at Giants	P	3	3	100.0	31	0	0	0.0	0	9	L	9-12+
11/26	Bills	P	1	1	100.0	45	1	1	100.0	0	4	L	10-16
12/03	at Jets	P	1	2	50.0	36	4	4	100.0	0	7	L	31-38
12/10	Raiders	P	4	4	100.0	53	2	2	100.0	0	14	W	26-15
12/16	Chargers	P	3	4	75.0	51	3	3	100.0	0	12	W	30-13
12/24	Dolphins	P	5	6	83.3	49	2	2	100.0	0	17	W	29-13
12/31	at Broncos	P	2	2	100.0	30	3	3	100.0	0	9	W	27-24
2017 TOTALS		**13**	**38**	**42**	**90.5**	**53**	**28**	**28**	**100.0**	**0**	**142**	**9-7**	

+ - Overtime

2018 GAME-BY-GAME REGULAR-SEASON STATISTICS (CHIEFS)

			FIELD GOALS				EXTRA POINTS						
DATE	OPPONENT		FGM	FGA	PCT	LG	XP	XPA	PCT	BLK	PTS	W/L	SCORE
09/09	at Chargers	P	1	1	100.0	46	5	5	100.0	0	8	W	38-28
09/16	at Steelers	P	0	0	0.0	0	6	6	100.0	0	6	W	42-37
09/23	49ers	P	1	1	100.0	37	5	5	100.0	0	8	W	38-27
10/01	at Broncos	P	2	2	100.0	33	3	3	100.0	0	9	W	27-23
10/07	Jaguars	P	3	3	100.0	42	3	3	100.0	0	12	W	30-14
10/14	at Patriots	P	4	4	100.0	43	4	4	100.0	0	16	L	40-43
10/21	Bengals	P	1	2	50.0	26	6	6	100.0	0	9	W	45-10
10/28	Broncos	P	1	1	100.0	24	3	4	75.0	0	6	W	30-23
11/04	at Browns	P	1	1	100.0	39	4	5	80.0	0	7	W	37-21
11/11	Cardinals	P	2	2	100.0	46	2	2	100.0	0	8	W	26-14
11/19	at Rams	P	1	1	100.0	21	6	7	85.7	0	9	L	51-54
12/02	at Raiders	P	2	2	100.0	50	4	5	80.0	1	10	W	40-33
12/09	Ravens	P	2	4	50.0	35	3	3	100.0	0	9	W	27-24+
12/13	Chargers	P	0	0	0.0	0	4	4	100.0	0	4	L	28-29
12/23	at Seahawks	P	3	3	100.0	54	2	2	100.0	0	11	L	31-38
12/30	Raiders	P	0	0	0.0	0	5	5	100.0	0	5	W	35-3
2018 TOTALS		**16**	**24**	**27**	**88.9**	**54**	**65**	**69**	**94.2**	**1**	**137**	**12-4**	

+ - Overtime

2019 GAME-BY-GAME REGULAR-SEASON STATISTICS (CHIEFS)

			FIELD GOALS				EXTRA POINTS						
DATE	OPPONENT		FGM	FGA	PCT	LG	XP	XPA	PCT	BLK	PTS	W/L	SCORE
09/08	at Jaguars	P	4	4	100.0	46	4	4	100.0	0	16	W	40-26
09/15	at Raiders	P	0	0	0.0	0	4	4	100.0	0	4	W	28-10
09/22	Ravens	P	2	2	100.0	42	3	4	75.0	0	9	W	33-28
09/29	at Lions	P	2	3	66.7	44	4	4	100.0	0	10	W	34-30
10/06	Colts	P	2	2	100.0	36	1	1	100.0	0	7	L	13-19
10/13	Texans	P	1	2	50.0	41	3	3	100.0	0	6	L	24-31
10/17	at Broncos	P	3	3	100.0	39	3	3	100.0	0	12	W	30-6
10/27	Packers	P	1	2	50.0	28	3	3	100.0	0	6	L	24-31
11/03	Vikings	P	4	4	100.0	54	2	2	100.0	0	14	W	26-23
11/10	at Titans	P	4	5	80.0	43	2	3	66.7	0	14	L	32-35
11/18	at Chargers	P	1	1	100.0	41	3	3	100.0	0	6	W	24-17
12/01	Raiders	P	1	1	100.0	50	5	5	100.0	0	8	W	40-9
12/08	at Patriots	P	3	3	100.0	48	2	2	100.0	0	11	W	23-16
12/15	Broncos	P	3	3	100.0	44	0	0	0.0	0	9	W	23-3
12/22	at Bears	P	2	2	100.0	56	2	3	66.7	0	8	W	26-3
12/29	Chargers	P	1	1	100.0	40	4	4	100.0	0	7	W	31-21
2019 TOTALS		**16**	**34**	**38**	**89.5**	**56**	**45**	**48**	**93.8**	**0**	**147**	**12-4**	

2020 GAME-BY-GAME REGULAR-SEASON STATISTICS (CHIEFS)

			FIELD GOALS				EXTRA POINTS						
DATE	OPPONENT		FGM	FGA	PCT	LG	XP	XPA	PCT	BLK	PTS	W/L	SCORE
09/10	Texans	P	2	2	100.0	29	4	4	100.0	0	10	W	34-20
09/20	at Chargers	P	3	3	100.0	58	0	1	0.0	1	9	W	23-20+
09/28	at Ravens	P	0	1	0.0	0	4	5	80.0	0	4	W	34-20
10/05	Patriots	P	2	2	100.0	39	2	3	66.7	0	8	W	26-10
10/11	Raiders	P	1	1	100.0	32	3	3	100.0	0	6	L	32-40
10/19	at Bills	P	2	2	100.0	37	2	3	66.7	0	8	W	26-17
10/25	at Broncos	P	3	3	100.0	40	4	5	80.0	0	13	W	43-16
11/01	Jets	P	0	0	0.0	0	5	5	100.0	0	5	W	35-9
11/08	Panthers	P	2	3	66.7	55	3	4	75.0	0	9	W	33-31
11/22	at Raiders	P	0	0	0.0	0	5	5	100.0	0	5	W	35-31
11/29	at Buccaneers	P	2	2	100.0	29	3	3	100.0	0	9	W	27-24
12/06	Broncos	P	5	5	100.0	48	1	1	100.0	0	16	W	22-16
12/13	at Dolphins	P	1	1	100.0	46	4	4	100.0	0	7	W	33-27
12/20	at Saints	P	1	1	100.0	22	3	3	100.0	0	6	W	32-29
12/27	Falcons	P	1	1	100.0	53	2	2	100.0	0	5	W	17-14
01/03	Chargers	P	0	0	0.0	0	3	3	100.0	0	3	L	21-38
2020 TOTALS		**16**	**25**	**27**	**92.6**	**58**	**48**	**54**	**88.9**	**1**	**123**	**14-2**	

+ - Overtime

2021 GAME-BY-GAME REGULAR-SEASON STATISTICS (CHIEFS)

			FIELD GOALS				EXTRA POINTS						
DATE	OPPONENT		FGM	FGA	PCT	LG	XP	XPA	PCT	BLK	PTS	W/L	SCORE
09/12	Browns	P	2	2	100.0	43	3	3	100.0	0	9	W	33-29
09/19	at Ravens	P	0	0	0.0	0	5	5	100.0	0	5	L	35-36
09/26	Chargers	P	1	1	100.0	34	3	3	100.0	0	6	L	24-30
10/03	at Eagles	P	0	0	0.0	0	6	6	100.0	0	6	W	42-30
10/10	Bills	P	2	2	100.0	54	2	2	100.0	0	8	L	20-38
10/17	at Football Team	P	1	1	100.0	52	4	4	100.0	0	7	W	31-13
10/24	at Titans	P	1	2	50.0	42	0	0	0.0	0	3	L	3-27
11/01	Giants	P	2	2	100.0	36	2	2	100.0	0	8	W	20-17
11/07	Packers	P	2	2	100.0	55	1	1	100.0	0	7	W	13-7
11/14	at Raiders	P	2	3	66.7	40	5	5	100.0	0	11	W	41-14
11/21	Cowboys	P	2	3	66.7	53	1	2	50.0	0	7	W	19-9
12/05	Broncos	P	3	3	100.0	56	1	2	50.0	0	10	W	22-9
12/12	Raiders	P	2	2	100.0	54	6	6	100.0	0	12	W	48-9
12/16	at Chargers	P	2	2	100.0	33	2	2	100.0	0	8	W	34-28+
12/26	Steelers					RESERVE/COVID-19						W	36-10
01/02	at Bengals	P	1	1	100.0	34	4	4	100.0	0	7	L	31-34
01/08	at Broncos	P	2	2	100.0	51	2	2	100.0	0	8	W	28-24
2021 TOTALS		**16**	**25**	**28**	**89.3**	**56**	**47**	**49**	**95.9**	**0**	**122**	**12-5**	

+ - Overtime

2022 GAME-BY-GAME REGULAR-SEASON STATISTICS (CHIEFS)

			FIELD GOALS				EXTRA POINTS						
DATE	OPPONENT		FGM	FGA	PCT	LG	XP	XPA	PCT	BLK	PTS	W/L	SCORE
09/11	at Cardinals	P	1	1	100.0	54	4	4	100.0	0	7	W	44-21
09/15	Chargers						INACTIVE					W	27-24
09/25	at Colts						INACTIVE					L	17-20
10/02	at Buccaneers						INACTIVE					W	41-31
10/10	Raiders						INACTIVE					W	30-29
10/16	Bills	P	2	3	66.7	62	2	2	100.0	0	8	L	20-24
10/23	at 49ers	P	0	1	0.0	0	6	6	100.0	0	6	W	44-23
11/06	Titans	P	2	3	66.7	28	0	1	0.0	0	6	W	20-17+
11/13	Jaguars	P	0	0	0.0	0	3	4	75.0	0	3	W	27-17
11/20	at Chargers	P	3	3	100.0	52	3	3	100.0	0	12	W	30-27
11/27	Rams	P	4	4	100.0	32	2	2	100.0	0	14	W	26-10
12/04	at Bengals	P	1	2	50.0	26	3	3	100.0	0	6	L	24-27
12/11	at Broncos	P	2	2	100.0	45	4	4	100.0	0	10	W	34-28
12/18	at Texans	P	1	2	50.0	27	1	2	50.0	0	4	W	30-24+
12/24	Seahawks	P	1	1	100.0	47	3	3	100.0	0	6	W	24-10
01/01	Broncos	P	0	1	0.0	0	3	3	100.0	0	3	W	27-24
01/07	at Raiders	P	1	1	100.0	44	4	4	100.0	0	7	W	31-13
2022 TOTALS		**13**	**18**	**24**	**75.0**	**62**	**38**	**41**	**92.7**	**0**	**92**	**14-3**	

+ - Overtime

2023 GAME-BY-GAME REGULAR-SEASON STATISTICS (CHIEFS)

			FIELD GOALS				EXTRA POINTS						
DATE	OPPONENT		FGM	FGA	PCT	LG	XP	XPA	PCT	BLK	PTS	W/L	SCORE
09/07	Lions	P	2	2	100.0	39	2	2	100.0	0	8	L	20-21
09/17	at Jaguars	P	1	1	100.0	38	2	2	100.0	0	5	W	17-9
09/24	Bears	P	2	2	100.0	41	5	5	100.0	0	11	W	41-10
10/01	at Jets	P	3	3	100.0	37	2	2	100.0	0	11	W	23-20
10/08	at Vikings	P	2	2	100.0	40	3	3	100.0	0	9	W	27-20
10/12	Broncos	P	4	4	100.0	60	1	1	100.0	0	13	W	19-8
10/22	Chargers	P	1	1	100.0	35	4	4	100.0	0	7	W	31-17
10/29	at Broncos	P	3	3	100.0	56	0	0	0.0	0	9	L	9-24
11/05	Dolphins	P	0	0	0.0	0	3	3	100.0	0	3	W	21-14
11/20	Eagles	P	1	1	100.0	43	2	2	100.0	0	5	L	17-21
11/26	at Raiders	P	1	1	100.0	32	4	4	100.0	0	7	W	31-17
12/03	at Packers	P	2	2	100.0	34	1	1	100.0	0	7	L	19-27
12/10	Bills	P	1	1	100.0	27	2	2	100.0	0	5	L	17-20
12/17	at Patriots	P	2	3	66.7	54	3	3	100.0	0	9	W	27-17
12/25	Raiders	P	0	1	0.0	0	2	2	100.0	0	2	L	14-20
12/31	Bengals	P	6	6	100.0	54	1	1	100.0	0	19	W	25-17
01/07	at Chargers	P	2	2	100.0	41	1	1	100.0	0	7	W	13-12
2023 TOTALS		**17**	**33**	**35**	**94.3**	**60**	**38**	**38**	**100.0**	**0**	**137**	**11-6**	

2024 GAME-BY-GAME REGULAR-SEASON STATISTICS (CHIEFS)

			FIELD GOALS				EXTRA POINTS						
DATE	OPPONENT		FGM	FGA	PCT	LG	XP	XPA	PCT	BLK	PTS	W/L	SCORE
09/05	Ravens	P	2	2	100.0	32	3	3	100.0	0	9	W	27-20
09/15	Bengals	P	2	2	100.0	51	2	2	100.0	0	8	W	26-25
09/22	at Falcons	P	3	3	100.0	53	1	2	50.0	0	10	W	22-17
09/29	at Chargers	P	1	2	50.0	37	2	2	100.0	0	5	W	17-10
10/07	Saints	P	4	5	80.0	38	2	2	100.0	0	14	W	26-13
10/20	at 49ers	P	0	0	0.0	0	4	4	100.0	0	4	W	28-18
10/27	at Raiders	P	2	2	100.0	42	3	3	100.0	0	9	W	27-20
11/04	Buccaneers	P	1	1	100.0	40	3	3	100.0	0	6	W	30-24+
11/10	Broncos	P	3	3	100.0	36	1	1	100.0	0	10	W	16-14
11/17	at Bills					RESERVE/INJURED						L	21-30
11/24	at Panthers					RESERVE/INJURED						W	30-27
11/29	Raiders					RESERVE/INJURED						W	19-17
12/08	Chargers					RESERVE/INJURED						W	19-17
12/15	at Browns	P	0	1	0.0	0	3	3	100.0	0	3	W	21-7
12/21	Texans	P	2	2	100.0	44	3	3	100.0	0	9	W	27-19
12/25	at Steelers	P	1	1	100.0	32	2	3	66.7	0	5	W	29-10
01/05	at Broncos	P	0	1	0.0	0	0	0	0.0	0	0	L	0-38
2024 TOTALS		**13**	**21**	**25**	**84.0**	**53**	**29**	**31**	**93.5**	**0**	**92**	**15-2**	

+ - Overtime

2025 GAME-BY-GAME REGULAR-SEASON STATISTICS (CHIEFS)

			FIELD GOALS				EXTRA POINTS						
DATE	OPPONENT		FGM	FGA	PCT	LG	XP	XPA	PCT	BLK	PTS	W/L	SCORE
09/05	at Chargers	P	3	3	100.0	59	0	1	0.0	0	9	L	21-27
09/14	Eagles	P	1	2	50.0	56	2	2	100.0	0	5	L	17-20
09/21	at Giants	P	3	4	75.0	54	1	2	50.0	0	10	W	22-9
09/28	Ravens	P	3	4	75.0	38	4	4	100.0	0	13	W	37-20
10/06	at Jaguars	P	0	0	0.0	0	4	4	100.0	0	4	L	28-31
10/12	Lions	P	1	1	100.0	33	3	4	75.0	0	6	W	30-17
10/19	Raiders	P	1	1	100.0	38	4	4	100.0	0	7	W	31-0
10/27	Commanders	P	0	0	0.0	0	4	4	100.0	0	4	W	28-7
11/02	at Bills	P	2	2	100.0	46	1	1	100.0	0	7	L	21-28
11/16	at Broncos	P	2	2	100.0	31	1	2	50.0	1	7	L	19-22
11/23	Colts	P	5	5	100.0	48	0	0	0.0	0	15	W	23-20+
11/27	at Cowboys	P	0	0	0.0	0	4	4	100.0	0	4	L	28-31
12/07	Texans	P	1	2	50.0	36	1	1	100.0	0	4	L	10-20
2025 TOTALS		**13**	**22**	**26**	**84.6**	**59**	**29**	**33**	**87.9**	**1**	**95**	**6-7**	

+ - Overtime

2017 GAME-BY-GAME POSTSEASON STATISTICS (CHIEFS)

			FIELD GOALS				EXTRA POINTS						
DATE	OPPONENT		FGM	FGA	PCT	LG	XP	XPA	PCT	BLK	PTS	W/L	SCORE
01/06	Titans	P	0	1	0.0	0	3	3	100.0	0	3	L	21-22
2017 TOTALS		**1**	**0**	**1**	**0.0**	**0**	**3**	**3**	**100.0**	**0**	**3**	**0-1**	

2018 GAME-BY-GAME POSTSEASON STATISTICS (CHIEFS)

			FIELD GOALS				EXTRA POINTS						
DATE	OPPONENT		FGM	FGA	PCT	LG	XP	XPA	PCT	BLK	PTS	W/L	SCORE
01/12	Colts	P	1	1	100.0	39	4	4	100.0	0	7	W	31-13
01/20	Patriots	P	1	1	100.0	39	4	4	100.0	0	7	L	31-37+
2018 TOTALS		**2**	**2**	**2**	**100.0**	**39**	**8**	**8**	**100.0**	**0**	**14**	**1-1**	

+ - Overtime

2019 GAME-BY-GAME POSTSEASON STATISTICS (CHIEFS)

			FIELD GOALS				EXTRA POINTS						
DATE	OPPONENT		FGM	FGA	PCT	LG	XP	XPA	PCT	BLK	PTS	W/L	SCORE
01/12	Texans	P	1	1	100.0	24	6	7	85.7	0	9	W	51-31
01/19	Titans	P	0	0	0.0	0	5	5	100.0	0	5	W	35-24
02/02	49ers	P	1	1	100.0	31	4	4	100.0	0	7	W	31-20
2019 TOTALS		**3**	**2**	**2**	**100.0**	**31**	**15**	**16**	**93.8**	**0**	**21**	**3-0**	

2020 GAME-BY-GAME POSTSEASON STATISTICS (CHIEFS)

			FIELD GOALS				EXTRA POINTS						
DATE	OPPONENT		FGM	FGA	PCT	LG	XP	XPA	PCT	BLK	PTS	W/L	SCORE
01/17	Browns	P	3	4	75.0	50	1	2	50.0	0	10	W	22-17
01/24	Bills	P	1	1	100.0	45	5	5	100.0	0	8	W	38-24
02/07	at Buccaneers	P	3	3	100.0	52	0	0	0.0	0	9	L	9-31
2020 TOTALS		**3**	**7**	**8**	**87.5**	**52**	**6**	**7**	**85.7**	**0**	**27**	**2-1**	

2021 GAME-BY-GAME POSTSEASON STATISTICS (CHIEFS)

			FIELD GOALS				EXTRA POINTS						
DATE	OPPONENT		FGM	FGA	PCT	LG	XP	XPA	PCT	BLK	PTS	W/L	SCORE
01/16	Steelers	P	0	0	0.0	0	6	6	100.0	0	6	W	42-21
01/23	Bills	P	3	4	75.0	49	3	4	75.0	0	12	W	42-36+
01/30	Bengals	P	1	1	100.0	44	3	3	100.0	0	6	L	24-27+
2021 TOTALS		**3**	**4**	**5**	**80.0**	**49**	**12**	**13**	**92.3**	**0**	**24**	**2-1**	

+ - Overtime

2022 GAME-BY-GAME POSTSEASON STATISTICS (CHIEFS)

			FIELD GOALS				EXTRA POINTS						
DATE	OPPONENT		FGM	FGA	PCT	LG	XP	XPA	PCT	BLK	PTS	W/L	SCORE
01/21	Jaguars	P	2	2	100.0	50	3	3	100.0	0	9	W	27-20
01/29	Bengals	P	3	3	100.0	45	2	2	100.0	0	11	W	23-20
02/12	at Eagles	P	1	2	50.0	27	5	5	100.0	0	8	W	38-35
2022 TOTALS		**3**	**6**	**7**	**85.7**	**50**	**10**	**10**	**100.0**	**0**	**28**	**3-0**	

2023 GAME-BY-GAME POSTSEASON STATISTICS (CHIEFS)

			FIELD GOALS				EXTRA POINTS						
DATE	OPPONENT		FGM	FGA	PCT	LG	XP	XPA	PCT	BLK	PTS	W/L	SCORE
01/13	Dolphins	P	4	4	100.0	32	2	2	100.0	0	14	W	26-7
01/21	at Bills	P	2	2	100.0	47	3	3	100.0	0	9	W	27-24
01/28	at Ravens	P	1	1	100.0	52	2	2	100.0	0	5	W	17-10
02/11	49ers	P	4	4	100.0	57	1	1	100.0	0	13	W	25-22+
2023 TOTALS		**4**	**11**	**11**	**100.0**	**57**	**8**	**8**	**100.0**	**0**	**41**	**4-0**	

+ - Overtime

2024 GAME-BY-GAME POSTSEASON STATISTICS (CHIEFS)

			FIELD GOALS				EXTRA POINTS						
DATE	OPPONENT		FGM	FGA	PCT	LG	XP	XPA	PCT	BLK	PTS	W/L	SCORE
01/18	Texans	P	3	3	100.0	36	2	2	100.0	0	11	W	23-14
01/26	Bills	P	1	1	100.0	35	3	3	100.0	0	6	W	32-29
02/09	at Eagles	P	0	0	0.0	0	0	0	0.0	0	0	L	22-40
2024 TOTALS		**3**	**4**	**4**	**100.0**	**36**	**5**	**5**	**100.0**	**0**	**17**	**2-1**	

HARRISON BUTKER'S COLLEGE KICKING STATISTICS

DATE	TEAM	GP	FGM	FGA	PCT.	LG	XP	XPA	PCT.	BLK	PTS
2014	Georgia Tech	14	11	19	57.9	53	65	66	98.5	1	98
2015	Georgia Tech	12	7	12	58.3	53	44	44	100.0	1	65
2016	Georgia Tech	13	15	18	83.3	52	46	46	100.0	1	91
TOTALS		**39**	**33**	**49**	**67.3**	**53**	**155**	**156**	**99.4**	**3**	**254**

HARRISON BUTKER'S COLLEGE FIELD-GOAL ACCURACY STATISTICS

DATE	TEAM	1-19	PCT.	20-29	PCT.	30-39	PCT.	40-49	PCT.	50+	PCT.
2014	Georgia Tech	0-0	0.0	0-0	0.0	0-0	0.0	0-0	0.0	0-0	0.0
2015	Georgia Tech	0-0	0.0	0-0	0.0	0-1	0.0	1-2	50.0	1-1	100.0
2016	Georgia Tech	0-0	0.0	0-0	0.0	0-0	0.0	1-1	100.0	0-0	0.0
TOTALS		**0-0**	**0.0**	**0-0**	**0.0**	**0-1**	**0.0**	**2-3**	**66.7**	**1-1**	**100.0**

COLLEGE 2014 GAME-BY-GAME STATISTICS (GEORGIA TECH)

			FIELD GOALS				EXTRA POINTS						
DATE	OPPONENT		FGM	FGA	PCT	LG	XP	XPA	PCT	BLK	PTS	W/L	SCORE
08/29	Wofford	P	1	2	50.0	30	5	5	100.0	0	8	W	38-19
09/05	at Tulane	P	1	2	50.0	46	5	5	100.0	0	8	W	38-21
09/12	Ga. Southern	P	0	0	0.0	0	6	6	100.0	0	6	W	42-38
09/19	at Virginia Tech	P	2	3	66.7	43	3	3	100.0	0	9	W	27-24
10/03	Miami (FL)	P	0	0	0.0	0	4	4	100.0	0	4	W	28-17
10/10	Duke	P	2	3	66.7	27	1	1	100.0	0	7	L	25-31
10/17	at North Carolina	P	1	1	100.0	27	4	4	100.0	0	7	L	43-48
10/24	at Pittsburgh	P	0	1	0.0	0	8	8	100.0	0	8	W	56-28
10/31	Virginia	P	0	0	0.0	0	5	5	100.0	0	5	W	35-10
11/07	at NC State	P	0	0	0.0	0	8	8	100.0	0	8	W	56-23
11/14	Clemson	P	3	4	75.0	42	1	1	100.0	0	10	W	28-6
11/28	at Georgia	P	1	3	33.3	53	3	4	75.0	0	6	W	30-24+
12/05	Florida St.	P	0	0	0.0	0	5	5	100.0	0	5	L	35-37
12/30	Mississippi St.	P	0	0	0.0	0	7	7	100.0	0	7	W	49-34
2014 TOTALS		**14**	**11**	**19**	**57.9**	**53**	**65**	**66**	**98.5**	**0**	**98**	**11-3**	

+ - Overtime

COLLEGE 2015 GAME-BY-GAME STATISTICS (GEORGIA TECH)

			FIELD GOALS				EXTRA POINTS						
DATE	OPPONENT		FGM	FGA	PCT	LG	XP	XPA	PCT	BLK	PTS	W/L	SCORE
09/02	Alcorn	P	0	0	0.0	0	9	9	100.0	0	9	W	69-6
09/11	Tulane	P	0	0	0.0	0	9	9	100.0	0	9	W	65-10
09/18	at Notre Dame	P	0	2	0.0	0	2	2	100.0	0	2	L	22-30
09/25	at Duke	P	2	2	100.0	52	2	2	100.0	0	8	L	20-34
10/02	North Carolina	P	1	1	100.0	37	4	4	100.0	0	7	L	31-38
10/09	at Clemson	P	1	1	100.0	39	3	3	100.0	0	6	L	24-43
10/16	Pittsburgh	P	0	2	0.0	0	4	4	100.0	0	4	L	28-31
10/23	Florida St.	P	3	3	100.0	53	1	1	100.0	0	10	W	22-16
10/30	at Virginia	P	0	0	0.0	0	3	3	100.0	0	3	L	21-27
11/11	Virginia Tech	P	0	0	0.0	0	3	3	100.0	0	3	L	21-23
11/20	at Miami (FL)	P	0	0	0.0	0	3	3	100.0	0	3	L	21-38
11/27	Georgia	P	0	1	0.0	0	1	1	100.0	0	1	L	7-13
2015 TOTALS		**12**	**7**	**12**	**58.3**	**53**	**44**	**44**	**100.0**	**0**	**65**	**3-9**	

COLLEGE 2016 GAME-BY-GAME STATISTICS (GEORGIA TECH)

			FIELD GOALS				EXTRA POINTS						
DATE	OPPONENT		FGM	FGA	PCT	LG	XP	XPA	PCT	BLK	PTS	W/L	SCORE
09/03	at Boston College	P	1	1	100.0	40	2	2	100.0	0	5	W	17-14
09/10	Mercer	P	0	0	0.0	0	5	5	100.0	0	5	W	35-10
09/17	Vanderbilt	P	1	1	100.0	41	5	5	100.0	0	8	W	38-7
09/22	Clemson	P	0	0	0.0	0	1	1	100.0	0	1	L	7-26
10/01	Miami (FL)	P	0	0	0.0	0	3	3	100.0	0	3	L	21-35
10/08	at Pittsburgh	P	2	2	100.0	41	4	4	100.0	0	10	L	34-37
10/15	Ga. Southern	P	0	1	0.0	0	5	5	100.0	0	5	W	35-24
10/29	Duke	P	1	1	100.0	22	5	5	100.0	0	8	W	38-35
11/05	at North Carolina	P	2	4	50.0	42	2	2	100.0	0	8	L	20-48
11/12	at Virginia Tech	P	3	3	100.0	40	3	3	100.0	0	12	W	30-20
11/19	Virginia	P	1	1	100.0	41	4	4	100.0	0	7	W	31-17
11/26	at Georgia	P	0	0	0.0	0	4	4	100.0	0	4	W	28-27
12/31	at Kentucky	P	4	4	100.0	52	3	3	100.0	0	15	W	33-18
2016 TOTALS		**13**	**15**	**18**	**83.3**	**52**	**46**	**46**	**100.0**	**0**	**91**	**9-4**	

MIKE CALIENDO

22 23

OFFENSIVE LINEMAN #66

WESTERN MICHIGAN

3RD YEAR IN THE NFL

4TH YEAR WITH THE CHIEFS

HEIGHT:	6'4"
WEIGHT:	301 LBS
HOW ACQUIRED:	CFA-22
BIRTHDAY:	10/21/97

- Caliendo enters his fourth season with the Chiefs in 2025.
- Originally entered the NFL as an undrafted free agent with the Kansas City Chiefs in 2022.

Transactions:

Re-signed with Kansas City (3/24/25) ... Re-signed with Kansas City (4/9/24) ... Signed with Kansas City (2/15/23) ... Signed with Kansas City's practice squad (8/31/22) ... Cut by Kansas City (8/30/22) ... Originally entered the NFL as an undrafted free agent with the Kansas City Chiefs in 2022.

COLLEGE

Played five seasons at Western Michigan (2017-21) ... In 2020, was named CoSIDA Academic All-American, MAC Distinguished Scholar-Athlete, CoSIDA Academic All-District, Academic All-MAC, first-team All-MAC ... Did not allow a sack or a QB hit in 2020 ... In 2019, was named second-team All-MAC, Academic All-MAC, MAC Distinguished Scholar Athlete, first-team CoSIDA Academic All-District 5 ... Helped the Broncos finish with top-three MAC rankings in total offensive yards per game (445.7; second), third down conversion percentage (.453; second), fewest fumbles lost (six; second), fewest turnovers lost (14; second) and points per game (33.1; third) ... In 2018, earned Academic All-MAC, MAC Distinguished Scholar Athlete, started all 13 games ... Helped open holes for a Western Michigan rushing attack that averaged 199.46 yards per contest, third best in the Mid-American Conference ... In 2017, Academic All-MAC, MAC Distinguished Scholar Athlete ... Played in all 12 games and started 10 ... Part of a Bronco offensive unit that ranked top three among the MAC leaders in rushing yards per game (224.8; second), points per game (33.9; third), fewest turnovers lost (18; third), third down conversion percentage (.395; third) and fourth down conversion percentage (.600; third) ... Redshirted in 2016 at Western Michigan.

PERSONAL

- A native of Brookfield, Wis.
- Attended Brookfield East High School.
- Team captain as a senior, earned *Associated Press* All-State first-team honors and was named the Brookfield East MVP and selected Greater Metro Conference Offensive Lineman of the Year.
- Led team to a 10-2 record in 2015 and Level 3 playoffs and earned All-Conference Scholar Athlete honors.

MIKE CALIENDO'S NFL REGULAR SEASON STATISTICS

DATE	TEAM	GP	GS
2022	Chiefs	0	0
2023	Chiefs	8	0
2024	Chiefs	17	3
2025	Chiefs	13	3
NFL TOTALS		**38**	**6**

MIKE CALIENDO'S NFL POSTSEASON STATISTICS

DATE	TEAM	GP	GS
2022	Chiefs	0	0
2023	Chiefs	4	0
2024	Chiefs	3	3
NFL TOTALS		**7**	**3**

2022 GAME-BY-GAME REGULAR-SEASON STATISTICS (CHIEFS)

DATE	OPPONENT	P/S		W/L	SCORE
09/11	at Cardinals		PRACTICE SQUAD	W	44-21
09/15	Chargers		PRACTICE SQUAD	W	27-24
09/25	at Colts		PRACTICE SQUAD	L	17-20
10/02	at Buccaneers		PRACTICE SQUAD	W	41-31
10/10	Raiders		PRACTICE SQUAD	W	30-29
10/16	Bills		PRACTICE SQUAD	L	20-24
10/23	at 49ers		PRACTICE SQUAD	W	44-23
11/06	Titans		PRACTICE SQUAD	W	20-17+
11/13	Jaguars		PRACTICE SQUAD	W	27-17
11/20	at Chargers		PRACTICE SQUAD	W	30-27
11/27	Rams		PRACTICE SQUAD	W	26-10
12/04	at Bengals		PRACTICE SQUAD	L	24-27
12/11	at Broncos		PRACTICE SQUAD	W	34-28
12/18	at Texans		PRACTICE SQUAD	W	30-24+
12/24	Seahawks		PRACTICE SQUAD	W	24-10
01/01	Broncos		PRACTICE SQUAD	W	27-24
01/07	at Raiders		PRACTICE SQUAD	W	31-13
2022 TOTALS		**0-0**		**14-3**	

+ - Overtime

2023 GAME-BY-GAME REGULAR-SEASON STATISTICS (CHIEFS)

DATE	OPPONENT	P/S		W/L	SCORE
09/07	Lions	P		L	20-21
09/17	at Jaguars	P		W	17-9
09/24	Bears	P		W	41-10
10/01	at Jets		INACTIVE	W	23-20
10/08	at Vikings		INACTIVE	W	27-20
10/12	Broncos		INACTIVE	W	19-8
10/22	Chargers		INACTIVE	W	31-17
10/29	at Broncos		INACTIVE	L	9-24
11/05	Dolphins		INACTIVE	W	21-14
11/20	Eagles		INACTIVE	L	17-21
11/26	at Raiders		INACTIVE	W	31-17
12/03	at Packers		INACTIVE	L	19-27
12/10	Bills	P		L	17-20
12/17	at Patriots	P		W	27-17
12/25	Raiders	P		L	14-20
12/31	Bengals	P		W	25-17
01/07	at Chargers	P		W	13-12
2023 TOTALS		**8-0**		**11-6**	

2024 GAME-BY-GAME REGULAR-SEASON STATISTICS (CHIEFS)

DATE	OPPONENT	P/S		W/L	SCORE
09/05	Ravens	P		W	27-20
09/15	Bengals	P		W	26-25
09/22	at Falcons	P		W	22-17
09/29	at Chargers	P		W	17-10
10/07	Saints	P		W	26-13
10/20	at 49ers	P		W	28-18
10/27	at Raiders	P		W	27-20
11/04	Buccaneers	P		W	30-24+
11/10	Broncos	P		W	16-14
11/17	at Bills	P		L	21-30
11/24	at Panthers	P		W	30-27
11/29	Raiders	P		W	19-17
12/08	Chargers	P		W	19-17
12/15	at Browns	S		W	21-7
12/21	Texans	S		W	27-19
12/25	at Steelers	S		W	29-10
01/05	at Broncos	P		L	0-38
2024 TOTALS		**17-3**		**15-2**	

+ - Overtime

2025 GAME-BY-GAME REGULAR-SEASON STATISTICS (CHIEFS)

DATE	OPPONENT	P/S		W/L	SCORE
09/05	at Chargers	P		L	21-27
09/14	Eagles	P		L	17-20
09/21	at Giants	P		W	22-9
09/28	Ravens	P		W	37-20
10/06	at Jaguars	P		L	28-31
10/12	Lions	P		W	30-17
10/19	Raiders	P		W	31-0
10/27	Commanders	S		W	28-7
11/02	at Bills	P		L	21-28
11/16	at Broncos	P		L	19-22
11/23	Colts	P		W	23-20+
11/27	at Cowboys	S		L	28-31
12/07	Texans	S		L	10-20
2025 TOTALS		**13-3**		**6-7**	

+ - Overtime

2022 GAME-BY-GAME POSTSEASON STATISTICS (CHIEFS)

DATE	OPPONENT	P/S		W/L	SCORE
01/21	Jaguars		PRACTICE SQUAD	W	27-20
01/29	Bengals		PRACTICE SQUAD	W	23-20
02/12	at Eagles		PRACTICE SQUAD	W	38-35
2022 TOTALS		**0-0**		**3-0**	

2023 GAME-BY-GAME POSTSEASON STATISTICS (CHIEFS)

DATE	OPPONENT	P/S		W/L	SCORE
01/13	Dolphins	P		W	26-7
01/21	at Bills	P		W	27-24
01/28	at Ravens	P		W	17-10
02/11	49ers	P		W	25-22+
2023 TOTALS		**4-0**		**4-0**	

+ - Overtime

2024 GAME-BY-GAME POSTSEASON STATISTICS (CHIEFS)

DATE	OPPONENT	P/S		W/L	SCORE
01/18	Texans	S		W	23-14
01/26	Bills	S		W	32-29
02/09	at Eagles	S		L	22-40
2024 TOTALS		**3-3**		**2-1**	

MIKE CALIENDO'S COLLEGE STATISTICS

DATE	TEAM	GP	GS
2017	Western Mich.	12	10
2018	Western Mich.	13	12
2019	Western Mich.	13	13
2020	Western Mich.	6	6
2021	Western Mich.	13	13
TOTALS		**57**	**54**

COLLEGE 2017 GAME-BY-GAME STATISTICS (WESTERN MICH.)

DATE	OPPONENT	P/S		W/L	SCORE
09/02	at Southern California	P		L	31-49
09/09	at Michigan St.	S		L	14-28
09/16	Idaho	S		W	37-28
09/23	Wagner	S		W	49-14
09/30	Ball St.	P		W	55-3
10/07	at Buffalo	S		W	71-68+
10/15	Akron	S		L	13-14
10/21	at Eastern Mich.	S		W	20-17+
11/01	Central Mich.	S		L	28-35
11/08	Kent St.	S		W	48-20
11/15	at NIU	S		L	31-35
11/24	at Toledo	S		L	10-37
2017 TOTALS		**12-10**		**6-6**	

+ - Overtime

COLLEGE 2018 GAME-BY-GAME STATISTICS (WESTERN MICH.)

DATE	OPPONENT	P/S	W/L	SCORE
08/30	Syracuse	S	L	42-55
09/07	at Michigan	S	L	3-49
09/14	Delaware St.	S	W	68-0
09/21	at Georgia St.	S	W	34-15
09/28	at Miami (OH)	S	W	40-39
10/06	Eastern Mich.	S	W	27-24
10/12	at Bowling Green	S	W	42-35
10/19	at Central Mich.	S	W	35-10
10/24	Toledo	S	L	24-51
10/31	Ohio	P	L	14-59
11/12	at Ball St.	S	L	41-42
11/19	NIU	S	W	28-21
12/20	at BYU	S	L	18-49
2018 TOTALS		**13-12**	**7-6**	

COLLEGE 2019 GAME-BY-GAME STATISTICS (WESTERN MICH.)

DATE	OPPONENT	P/S	W/L	SCORE
08/31	Monmouth	S	W	48-13
09/07	at Michigan St.	S	L	17-51
09/14	Georgia St.	S	W	57-10
09/21	at Syracuse	S	L	33-52
09/28	Central Mich.	S	W	31-15
10/05	at Toledo	S	L	24-31
10/12	Miami (OH)	S	W	38-16
10/19	at Eastern Mich.	S	L	27-34
10/26	Bowling Green	S	W	49-10
11/05	Ball St.	S	W	35-31
11/12	at Ohio	S	W	37-34
11/26	at NIU	S	L	14-17
12/30	Western Ky.	S	L	20-23
2019 TOTALS		**13-13**	**7-6**	

COLLEGE 2020 GAME-BY-GAME STATISTICS (WESTERN MICH.)

DATE	OPPONENT	P/S	W/L	SCORE
11/04	at Akron	S	W	58-13
11/11	Toledo	S	W	41-38
11/18	at Central Mich.	S	W	52-44
11/28	NIU	S	W	30-27
12/05	Eastern Mich.	S	L	42-53
12/12	at Ball St.	S	L	27-30
2020 TOTALS		**6-6**	**4-2**	

COLLEGE 2021 GAME-BY-GAME STATISTICS (WESTERN MICH.)

DATE	OPPONENT	P/S	W/L	SCORE
09/04	at Michigan	S	L	14-47
09/11	Illinois St.	S	W	28-0
09/18	at Pittsburgh	S	W	44-41
09/25	San Jose St.	S	W	23-3
10/02	at Buffalo	S	W	24-17
10/09	Ball St.	S	L	20-45
10/16	Kent St.	S	W	64-31
10/23	at Toledo	S	L	15-34
11/03	Central Mich.	S	L	30-42
11/08	Akron	S	W	45-40
11/16	at Eastern Mich.	S	L	21-22
11/23	at NIU	S	W	42-21
12/27	at Nevada	S	W	52-24
2021 TOTALS		**13-13**	**8-5**	

LEO CHENAL

22 23

LINEBACKER #54

WISCONSIN

4TH YEAR IN THE NFL

4TH YEAR WITH THE CHIEFS

HEIGHT: 6'3"
WEIGHT: 250 LBS
HOW ACQUIRED: D3-22
BIRTHDAY: 10/26/00

- Chenal enters his fourth season with the Chiefs in 2025.
- Originally entered the NFL as a third-round pick (103rd overall) by the Kansas City Chiefs in the 2022 NFL Draft.

Transactions:

Originally entered the NFL as a third-round pick (103rd overall) by the Kansas City Chiefs in the 2022 NFL Draft.

COLLEGE

Three-year letterwinner at Wisconsin ... Played 29 games, logging 181 tackles (106 solo), including 12.0 sacks (-84.0 yards) and one interception returned 31 yards ... Added a pass defensed, three forced fumbles and a fumble recovery ... In 2020, earned All-Big Ten honorable mention (coaches and media) and the Bednarik Award National Player of the Week (Dec. 21).

PERSONAL

- 2018 Wisconsin Gatorade Player of the Year.
- First-team All-State (small schools) at both running back and linebacker by Wisconsin Football Coaches Association as a senior.
- Second-team All-State (all schools) on both offense and defense by *Associated Press* as a senior.
- Named Wisconsin's small school Offensive Player of the Year and Defensive Player of the Year by WFCA as a senior.
- John Anderson Award winner as the state's top senior linebacker.
- First-team All-State by WFCA at linebacker as a junior.
- Four-year All-Lakeland Conference honoree.
- Finished career with 385 tackles, 55 tackles for loss, 7.0 sacks and three interceptions.
- On offense, finished with 3,706 yards and 68 TDs rushing as well as 1,300 yards and 17 TDs receiving.
- Two-year team captain.
- Also earned All-Lakeland honors in basketball and track.
- Four-year honor roll student, National Honor Society.

LEO CHENAL'S NFL REGULAR SEASON DEFENSIVE STATISTICS

				TACKLES								INTERCEPTIONS					O. FUMB				ST					MISC	
DATE	TEAM	GP	GS	TK	S	A	TFL	YDS	SK	YDS	QBH	NO	YDS	LG	TD	PD	FF	FR	TD	YDS	TK	S	A	FF	FR	S	A
2022	Chiefs	17	8	29	16	13	3	3	1.0	1.0	3	0	0	0	0	0	0	0	0	0	6	3	3	0	0	0	0
2023	Chiefs	17	10	57	35	22	8	27	3.0	17.0	7	0	0	0	0	1	0	0	0	0	8	5	3	0	0	0	0
2024	Chiefs	17	14	53	35	18	4	8	1.0	0.0	1	0	0	0	0	3	3	0	0	0	7	5	2	0	0	0	0
2025	Chiefs	13	11	51	23	28	2	8	1.5	6.5	4	1	0	0	0	2	0	0	0	0	4	2	2	0	0	0	0
NFL TOTALS		**64**	**43**	**190**	**109**	**81**	**17**	**46**	**6.5**	**24.5**	**15**	**1**	**0**	**0**	**0**	**6**	**3**	**0**	**0**	**0**	**25**	**15**	**10**	**0**	**0**	**0**	**0**

LEO CHENAL'S NFL POSTSEASON DEFENSIVE STATISTICS

				TACKLES								INTERCEPTIONS					O. FUMB				ST					MISC	
DATE	TEAM	GP	GS	TK	S	A	TFL	YDS	SK	YDS	QBH	NO	YDS	LG	TD	PD	FF	FR	TD	YDS	TK	S	A	FF	FR	S	A
2022	Chiefs	3	0	6	4	2	1	1	1.0	1.0	0	0	0	0	0	0	0	0	0	0	0	0	0	0	0	0	0
2023	Chiefs	4	3	15	8	7	1	8	0.0	0.0	1	0	0	0	0	0	1	0	0	0	0	0	0	0	0	0	0
2024	Chiefs	3	2	8	7	1	1	2	0.0	0.0	0	0	0	0	0	0	0	0	0	0	2	0	2	0	0	0	0
NFL TOTALS		**10**	**5**	**29**	**19**	**10**	**3**	**11**	**1.0**	**1.0**	**1**	**0**	**0**	**0**	**0**	**0**	**1**	**0**	**0**	**0**	**2**	**0**	**2**	**0**	**0**	**0**	**0**

SINGLE-GAME HIGHS: DEFENSIVE

Total Tackles 8 at Denver, Oct 29, 2023
7 vs. Detroit, Oct 12, 2025
7 vs. Baltimore, Sep 05, 2024
6 at Buffalo, Nov 02, 2025
6 vs. Cincinnati, Sep 15, 2024
...2 more at 6.

Solo Tackles 5 vs. Cincinnati, Sep 15, 2024
4 vs. Detroit, Oct 12, 2025
4 vs. Baltimore, Sep 28, 2025
4 at Buffalo, Nov 17, 2024
...6 more at 4.

Sacks 1.0 at Buffalo, Nov 02, 2025
1.0 at Las Vegas, Oct 27, 2024
1.0 vs. Miami, Nov 05, 2023
...3 more at 1.0.

Passes Defensed 2 vs. Baltimore, Sep 05, 2024
1 at Denver, Nov 16, 2025
1 vs. Baltimore, Sep 28, 2025
1 at San Francisco, Oct 20, 2024
...1 more at 1.

Forced Fumbles 1 at Cleveland, Dec 15, 2024
1 at San Francisco, Oct 20, 2024
1 vs. Cincinnati, Sep 15, 2024

Tackles For Loss 2 at Denver, Oct 29, 2023
1 at Buffalo, Nov 02, 2025
1 vs. Philadelphia, Sep 14, 2025
1 vs. L.A. Chargers, Dec 08, 2024
...12 more at 1.

Interceptions 1 vs. Baltimore, Sep 28, 2025

Special Teams Tackles 3 at Cleveland, Dec 15, 2024
2 vs. Indianapolis, Nov 23, 2025
2 vs. Las Vegas, Nov 29, 2024
2 at Denver, Oct 29, 2023
...2 more at 2.

SINGLE-GAME HIGHS – POSTSEASON: DEFENSIVE

Total Tackles 6 vs. San Francisco, Feb 11, 2024
6 at Buffalo, Jan 21, 2024
6 at Philadelphia, Feb 12, 2023
4 at Philadelphia, Feb 09, 2025
3 vs. Houston, Jan 18, 2025

Solo Tackles 4 at Philadelphia, Feb 12, 2023
3 at Philadelphia, Feb 09, 2025
3 vs. Houston, Jan 18, 2025
3 vs. San Francisco, Feb 11, 2024
2 at Baltimore, Jan 28, 2024
...1 more at 2.

Sacks 1.0 at Philadelphia, Feb 12, 2023

Forced Fumbles 1 vs. San Francisco, Feb 11, 2024

Tackles For Loss 1 at Philadelphia, Feb 09, 2025
1 vs. San Francisco, Feb 11, 2024
1 at Philadelphia, Feb 12, 2023

Special Teams Tackles 1 vs. Houston, Jan 18, 2025

2022 GAME-BY-GAME REGULAR-SEASON STATISTICS (CHIEFS)

			TACKLES								INTERCEPTIONS					O. FUMB				ST					MISC			
DATE	OPPONENT	P/S	TK	S	A	SK	YDS	TFL	YDS	QBH	NO	YDS	LG	TD	PD	FF	FR	TD	YDS	TK	S	A	FF	FR	S	A	W/L	SCORE
09/11	at Cardinals	P	0	0	0	0.0	0.0	0	0	0	0	0	0	0	0	0	0	0	0	0	0	0	0	0	0	0	W	44-21
09/15	Chargers	P	2	1	1	0.0	0.0	0	0	1	0	0	0	0	0	0	0	0	0	0	0	0	0	0	0	0	W	27-24
09/25	at Colts	P	0	0	0	0.0	0.0	0	0	0	0	0	0	0	0	0	0	0	0	0	0	0	0	0	0	0	L	17-20
10/02	at Buccaneers	P	0	0	0	0.0	0.0	0	0	0	0	0	0	0	0	0	0	0	0	0	0	0	0	0	0	0	W	41-31
10/10	Raiders	S	3	2	1	0.0	0.0	0	0	0	0	0	0	0	0	0	0	0	0	0	0	0	0	0	0	0	W	30-29
10/16	Bills	S	2	0	2	0.0	0.0	0	0	0	0	0	0	0	0	0	0	0	0	0	0	0	0	0	0	0	L	20-24
10/23	at 49ers	S	1	1	0	0.0	0.0	0	0	0	0	0	0	0	0	0	0	0	0	0	0	0	0	0	0	0	W	44-23
11/06	Titans	S	2	1	1	0.0	0.0	0	0	0	0	0	0	0	0	0	0	0	0	0	0	0	0	0	0	0	W	20-17+
11/13	Jaguars	P	2	1	1	1.0	1.0	1	1	1	0	0	0	0	0	0	0	0	0	0	0	0	0	0	0	0	W	27-17
11/20	at Chargers	S	2	0	2	0.0	0.0	0	0	1	0	0	0	0	0	0	0	0	0	0	0	0	0	0	0	0	W	30-27
11/27	Rams	P	0	0	0	0.0	0.0	0	0	0	0	0	0	0	0	0	0	0	0	1	0	1	0	0	0	0	W	26-10
12/04	at Bengals	P	0	0	0	0.0	0.0	0	0	0	0	0	0	0	0	0	0	0	0	1	1	0	0	0	0	0	L	24-27
12/11	at Broncos	S	2	1	1	0.0	0.0	0	0	0	0	0	0	0	0	0	0	0	0	0	0	0	0	0	0	0	W	34-28
12/18	at Texans	P	5	4	1	0.0	0.0	1	1	0	0	0	0	0	0	0	0	0	0	0	0	0	0	0	0	0	W	30-24+
12/24	Seahawks	S	1	0	1	0.0	0.0	0	0	0	0	0	0	0	0	0	0	0	0	1	1	0	0	0	0	0	W	24-10
01/01	Broncos	P	3	1	2	0.0	0.0	0	0	0	0	0	0	0	0	0	0	0	0	2	1	1	0	0	0	0	W	27-24
01/07	at Raiders	S	4	4	0	0.0	0.0	1	1	0	0	0	0	0	0	0	0	0	0	1	0	1	0	0	0	0	W	31-13
2022 TOTALS		**17-8**	**29**	**16**	**13**	**1.0**	**1.0**	**3**	**3**	**3**	**0**	**0**	**0**	**0**	**0**	**0**	**0**	**0**	**0**	**6**	**3**	**3**	**0**	**0**	**0**	**0**	**14-3**	

+ - Overtime

2023 GAME-BY-GAME REGULAR-SEASON STATISTICS (CHIEFS)

			TACKLES								INTERCEPTIONS					O. FUMB				ST					MISC			
DATE	OPPONENT	P/S	TK	S	A	SK	YDS	TFL	YDS	QBH	NO	YDS	LG	TD	PD	FF	FR	TD	YDS	TK	S	A	FF	FR	S	A	W/L	SCORE
09/07	Lions	P	6	3	3	0.0	0.0	0	0	0	0	0	0	0	0	0	0	0	0	0	0	0	0	0	0	0	L	20-21
09/17	at Jaguars	P	4	3	1	0.0	0.0	1	1	0	0	0	0	0	0	0	0	0	0	0	0	0	0	0	0	0	W	17-9
09/24	Bears	P	4	3	1	0.0	0.0	0	0	1	0	0	0	0	0	0	0	0	0	0	0	0	0	0	0	0	W	41-10
10/01	at Jets	S	4	4	0	0.0	0.0	1	1	0	0	0	0	0	0	0	0	0	0	2	0	2	0	0	0	0	W	23-20
10/08	at Vikings	S	1	1	0	1.0	8.0	1	8	1	0	0	0	0	0	0	0	0	0	0	0	0	0	0	0	0	W	27-20
10/12	Broncos	P	2	2	0	0.0	0.0	1	2	0	0	0	0	0	0	0	0	0	0	0	0	0	0	0	0	0	W	19-8
10/22	Chargers	P	1	0	1	0.0	0.0	0	0	0	0	0	0	0	0	0	0	0	0	0	0	0	0	0	0	0	W	31-17
10/29	at Broncos	S	8	4	4	1.0	9.0	2	13	1	0	0	0	0	0	0	0	0	0	2	2	0	0	0	0	0	L	9-24
11/05	Dolphins	S	6	3	3	1.0	0.0	0	0	1	0	0	0	0	0	0	0	0	0	1	1	0	0	0	0	0	W	21-14
11/20	Eagles	S	2	2	0	0.0	0.0	0	0	0	0	0	0	0	0	0	0	0	0	1	1	0	0	0	0	0	L	17-21
11/26	at Raiders	S	0	0	0	0.0	0.0	0	0	1	0	0	0	0	0	0	0	0	0	0	0	0	0	0	0	0	W	31-17
12/03	at Packers	P	2	1	1	0.0	0.0	0	0	0	0	0	0	0	0	0	0	0	0	0	0	0	0	0	0	0	L	19-27
12/10	Bills	P	3	1	2	0.0	0.0	0	0	1	0	0	0	0	0	0	0	0	0	1	1	0	0	0	0	0	L	17-20
12/17	at Patriots	S	5	1	4	0.0	0.0	0	0	0	0	0	0	0	1	0	0	0	0	1	0	1	0	0	0	0	W	27-17
12/25	Raiders	S	2	1	1	0.0	0.0	0	0	1	0	0	0	0	0	0	0	0	0	0	0	0	0	0	0	0	L	14-20
12/31	Bengals	S	4	3	1	0.0	0.0	1	1	0	0	0	0	0	0	0	0	0	0	0	0	0	0	0	0	0	W	25-17
01/07	at Chargers	S	3	3	0	0.0	0.0	1	1	0	0	0	0	0	0	0	0	0	0	0	0	0	0	0	0	0	W	13-12
2023 TOTALS		**17-10**	**57**	**35**	**22**	**3.0**	**17.0**	**8**	**27**	**7**	**0**	**0**	**0**	**0**	**1**	**0**	**0**	**0**	**0**	**8**	**5**	**3**	**0**	**0**	**0**	**0**	**11-6**	

2024 GAME-BY-GAME REGULAR-SEASON STATISTICS (CHIEFS)

			TACKLES								INTERCEPTIONS					O. FUMB				ST					MISC			
DATE	OPPONENT	P/S	TK	S	A	SK	YDS	TFL	YDS	QBH	NO	YDS	LG	TD	PD	FF	FR	TD	YDS	TK	S	A	FF	FR	S	A	W/L	SCORE
09/05	Ravens	S	7	3	4	0.0	0.0	1	1	0	0	0	0	0	2	0	0	0	0	0	0	0	0	0	0	0	W	27-20
09/15	Bengals	S	6	5	1	0.0	0.0	0	0	0	0	0	0	0	0	1	0	0	0	0	0	0	0	0	0	0	W	26-25
09/22	at Falcons	P	1	0	1	0.0	0.0	0	0	0	0	0	0	0	0	0	0	0	0	0	0	0	0	0	0	0	W	22-17
09/29	at Chargers	S	3	3	0	0.0	0.0	1	2	0	0	0	0	0	0	0	0	0	0	0	0	0	0	0	0	0	W	17-10
10/07	Saints	S	1	1	0	0.0	0.0	0	0	0	0	0	0	0	0	0	0	0	0	0	0	0	0	0	0	0	W	26-13
10/20	at 49ers	S	4	4	0	0.0	0.0	1	3	0	0	0	0	0	1	1	0	0	0	1	1	0	0	0	0	0	W	28-18
10/27	at Raiders	S	4	4	0	1.0	0.0	0	0	0	0	0	0	0	0	0	0	0	0	0	0	0	0	0	0	0	W	27-20
11/04	Buccaneers	S	1	1	0	0.0	0.0	0	0	0	0	0	0	0	0	0	0	0	0	1	0	1	0	0	0	0	W	30-24+
11/10	Broncos	S	4	0	4	0.0	0.0	0	0	0	0	0	0	0	0	0	0	0	0	0	0	0	0	0	0	0	W	16-14
11/17	at Bills	S	5	4	1	0.0	0.0	0	0	1	0	0	0	0	0	0	0	0	0	0	0	0	0	0	0	0	L	21-30
11/24	at Panthers	P	0	0	0	0.0	0.0	0	0	0	0	0	0	0	0	0	0	0	0	0	0	0	0	0	0	0	W	30-27
11/29	Raiders	S	2	2	0	0.0	0.0	0	0	0	0	0	0	0	0	0	0	0	0	2	2	0	0	0	0	0	W	19-17
12/08	Chargers	S	5	2	3	0.0	0.0	1	2	0	0	0	0	0	0	0	0	0	0	0	0	0	0	0	0	0	W	19-17
12/15	at Browns	P	1	1	0	0.0	0.0	0	0	0	0	0	0	0	0	1	0	0	0	3	2	1	0	0	0	0	W	21-7
12/21	Texans	S	3	3	0	0.0	0.0	0	0	0	0	0	0	0	0	0	0	0	0	0	0	0	0	0	0	0	W	27-19
12/25	at Steelers	S	1	0	1	0.0	0.0	0	0	0	0	0	0	0	0	0	0	0	0	0	0	0	0	0	0	0	W	29-10
01/05	at Broncos	S	5	2	3	0.0	0.0	0	0	0	0	0	0	0	0	0	0	0	0	0	0	0	0	0	0	0	L	0-38
2024 TOTALS		**17-14**	**53**	**35**	**18**	**1.0**	**0.0**	**4**	**8**	**1**	**0**	**0**	**0**	**0**	**3**	**3**	**0**	**0**	**0**	**7**	**5**	**2**	**0**	**0**	**0**	**0**	**15-2**	

+ - Overtime

2025 GAME-BY-GAME REGULAR-SEASON STATISTICS (CHIEFS)

			TACKLES								INTERCEPTIONS					O. FUMB				ST					MISC			
DATE	OPPONENT	P/S	TK	S	A	SK	YDS	TFL	YDS	QBH	NO	YDS	LG	TD	PD	FF	FR	TD	YDS	TK	S	A	FF	FR	S	A	W/L	SCORE
09/05	at Chargers	S	2	1	1	0.0	0.0	0	0	0	0	0	0	0	0	0	0	0	0	0	0	0	0	0	0	0	L	21-27
09/14	Eagles	S	4	2	2	0.0	0.0	1	3	0	0	0	0	0	0	0	0	0	0	0	0	0	0	0	0	0	L	17-20
09/21	at Giants	S	4	1	3	0.0	0.0	0	0	0	0	0	0	0	0	0	0	0	0	0	0	0	0	0	0	0	W	22-9
09/28	Ravens	S	4	4	0	0.0	0.0	0	0	0	1	0	0	0	1	0	0	0	0	0	0	0	0	0	0	0	W	37-20
10/06	at Jaguars	S	4	2	2	0.5	1.5	0	0	2	0	0	0	0	0	0	0	0	0	0	0	0	0	0	0	0	L	28-31
10/12	Lions	S	7	4	3	0.0	0.0	0	0	0	0	0	0	0	0	0	0	0	0	0	0	0	0	0	0	0	W	30-17
10/19	Raiders	S	2	0	2	0.0	0.0	0	0	0	0	0	0	0	0	0	0	0	0	1	0	1	0	0	0	0	W	31-0
10/27	Commanders	S	4	0	4	0.0	0.0	0	0	0	0	0	0	0	0	0	0	0	0	0	0	0	0	0	0	0	W	28-7
11/02	at Bills	P	6	3	3	1.0	5.0	1	5	1	0	0	0	0	0	0	0	0	0	0	0	0	0	0	0	0	L	21-28
11/16	at Broncos	S	4	1	3	0.0	0.0	0	0	0	0	0	0	0	1	0	0	0	0	1	1	0	0	0	0	0	L	19-22
11/23	Colts	P	4	2	2	0.0	0.0	0	0	1	0	0	0	0	0	0	0	0	0	2	1	1	0	0	0	0	W	23-20+
11/27	at Cowboys	S	3	1	2	0.0	0.0	0	0	0	0	0	0	0	0	0	0	0	0	0	0	0	0	0	0	0	L	28-31
12/07	Texans	S	3	2	1	0.0	0.0	0	0	0	0	0	0	0	0	0	0	0	0	0	0	0	0	0	0	0	L	10-20
2025 TOTALS		**13-11**	**51**	**23**	**28**	**1.5**	**6.5**	**2**	**8**	**4**	**1**	**0**	**0**	**0**	**2**	**0**	**0**	**0**	**0**	**4**	**2**	**2**	**0**	**0**	**0**	**0**	**6-7**	

+ - Overtime

2022 GAME-BY-GAME POSTSEASON STATISTICS (CHIEFS)

			TACKLES								INTERCEPTIONS					O. FUMB				ST					MISC			
DATE	OPPONENT	P/S	TK	S	A	SK	YDS	TFL	YDS	QBH	NO	YDS	LG	TD	PD	FF	FR	TD	YDS	TK	S	A	FF	FR	S	A	W/L	SCORE
01/21	Jaguars	P	0	0	0	0.0	0.0	0	0	0	0	0	0	0	0	0	0	0	0	0	0	0	0	0	0	0	W	27-20
01/29	Bengals	P	0	0	0	0.0	0.0	0	0	0	0	0	0	0	0	0	0	0	0	0	0	0	0	0	0	0	W	23-20
02/12	at Eagles	P	6	4	2	1.0	1.0	1	1	0	0	0	0	0	0	0	0	0	0	0	0	0	0	0	0	0	W	38-35
2022 TOTALS		**3-0**	**6**	**4**	**2**	**1.0**	**1.0**	**1**	**1**	**0**	**0**	**0**	**0**	**0**	**0**	**0**	**0**	**0**	**0**	**0**	**0**	**0**	**0**	**0**	**0**	**0**	**3-0**	

2023 GAME-BY-GAME POSTSEASON STATISTICS (CHIEFS)

			TACKLES								INTERCEPTIONS					O. FUMB				ST					MISC			
DATE	OPPONENT	P/S	TK	S	A	SK	YDS	TFL	YDS	QBH	NO	YDS	LG	TD	PD	FF	FR	TD	YDS	TK	S	A	FF	FR	S	A	W/L	SCORE
01/13	Dolphins	S	1	1	0	0.0	0.0	0	0	0	0	0	0	0	0	0	0	0	0	0	0	0	0	0	0	0	W	26-7
01/21	at Bills	P	6	2	4	0.0	0.0	0	0	0	0	0	0	0	0	0	0	0	0	0	0	0	0	0	0	0	W	27-24
01/28	at Ravens	S	2	2	0	0.0	0.0	0	0	0	0	0	0	0	0	0	0	0	0	0	0	0	0	0	0	0	W	17-10
02/11	49ers	S	6	3	3	0.0	0.0	1	8	1	0	0	0	0	0	1	0	0	0	0	0	0	0	0	0	0	W	25-22+
2023 TOTALS		**4-3**	**15**	**8**	**7**	**0.0**	**0.0**	**1**	**8**	**1**	**0**	**0**	**0**	**0**	**0**	**1**	**0**	**0**	**0**	**0**	**0**	**0**	**0**	**0**	**0**	**0**	**4-0**	

+ - Overtime

2024 GAME-BY-GAME POSTSEASON STATISTICS (CHIEFS)

			TACKLES								INTERCEPTIONS					O. FUMB				ST					MISC			
DATE	OPPONENT	P/S	TK	S	A	SK	YDS	TFL	YDS	QBH	NO	YDS	LG	TD	PD	FF	FR	TD	YDS	TK	S	A	FF	FR	S	A	W/L	SCORE
01/18	Texans	S	3	3	0	0.0	0.0	0	0	0	0	0	0	0	0	0	0	0	0	1	0	1	0	0	0	0	W	23-14
01/26	Bills	P	1	1	0	0.0	0.0	0	0	0	0	0	0	0	0	0	0	0	0	1	0	1	0	0	0	0	W	32-29
02/09	at Eagles	S	4	3	1	0.0	0.0	1	2	0	0	0	0	0	0	0	0	0	0	0	0	0	0	0	0	0	L	22-40
2024 TOTALS		**3-2**	**8**	**7**	**1**	**0.0**	**0.0**	**1**	**2**	**0**	**0**	**0**	**0**	**0**	**0**	**0**	**0**	**0**	**0**	**2**	**0**	**2**	**0**	**0**	**0**	**0**	**2-1**	

LEO CHENAL'S COLLEGE DEFENSIVE STATISTICS

				TACKLES								INTERCEPTIONS					O. FUMB				ST					MISC	
DATE	TEAM	GP	GS	TK	S	A	TFL	YDS	SK	YDS	QBH	NO	YDS	LG	TD	PD	FF	FR	TD	YDS	TK	S	A	FF	FR	S	A
2019	Wisconsin	11	0	20	16	4	2.0	4.0	1.0	3.0	2	0	0	0	0	0	0	1	0	14	0	0	0	0	0	0	0
2020	Wisconsin	7	7	46	31	15	6.0	24.0	3.0	18.0	7	1	31	31	0	1	1	0	0	0	0	0	0	0	0	0	0
2021	Wisconsin	11	11	114	59	55	17.5	80.0	8.0	63.0	5	0	0	0	0	0	2	0	0	0	0	0	0	0	0	0	0
TOTALS		**29**	**18**	**180**	**106**	**74**	**25.5**	**108.0**	**12.0**	**84.0**	**14**	**1**	**31**	**31**	**0**	**1**	**3**	**1**	**0**	**14**	**0**	**0**	**0**	**0**	**0**	**0**	**0**

COLLEGE 2019 GAME-BY-GAME STATISTICS (WISCONSIN)

			TACKLES								INTERCEPTIONS					O. FUMB				ST					MISC			
DATE	OPPONENT	P/S	TK	S	A	SK	YDS	TFL	YDS	QBH	NO	YDS	LG	TD	PD	FF	FR	TD	YDS	TK	S	A	FF	FR	S	A	W/L	SCORE
08/30	at South Fla.	P	5	3	2	0.0	0.0	0.0	0.0	0	0	0	0	0	0	0	0	0	0	0	0	0	0	0	0	0	W	49-0
09/07	Central Mich.	P	4	4	0	0.0	0.0	0.0	0.0	0	0	0	0	0	0	0	0	0	0	0	0	0	0	0	0	0	W	61-0
09/21	Michigan	P	0	0	0	0.0	0.0	0.0	0.0	0	0	0	0	0	0	0	0	0	0	0	0	0	0	0	0	0	W	35-14
10/05	Kent St.	P	3	3	0	1.0	3.0	1.0	3.0	0	0	0	0	0	0	0	1	0	14	0	0	0	0	0	0	0	W	48-0
10/26	at Ohio St.	P	1	1	0	0.0	0.0	0.0	0.0	0	0	0	0	0	0	0	0	0	0	0	0	0	0	0	0	0	L	7-38
11/09	Iowa	P	1	1	0	0.0	0.0	1.0	1.0	1	0	0	0	0	0	0	0	0	0	0	0	0	0	0	0	0	W	24-22
11/16	at Nebraska	P	0	0	0	0.0	0.0	0.0	0.0	0	0	0	0	0	0	0	0	0	0	0	0	0	0	0	0	0	W	37-21
11/23	Purdue	P	1	0	1	0.0	0.0	0.0	0.0	0	0	0	0	0	0	0	0	0	0	0	0	0	0	0	0	0	W	45-24
11/30	at Minnesota	P	1	1	0	0.0	0.0	0.0	0.0	0	0	0	0	0	0	0	0	0	0	0	0	0	0	0	0	0	W	38-17
12/07	Ohio St.	P	4	3	1	0.0	0.0	0.0	0.0	1	0	0	0	0	0	0	0	0	0	0	0	0	0	0	0	0	L	21-34
01/01	Oregon	P	0	0	0	0.0	0.0	0.0	0.0	0	0	0	0	0	0	0	0	0	0	0	0	0	0	0	0	0	L	27-28
2019 TOTALS		**11-0**	**20**	**16**	**4**	**1.0**	**3.0**	**2.0**	**4.0**	**2**	**0**	**0**	**0**	**0**	**0**	**0**	**1**	**0**	**14**	**0**	**0**	**0**	**0**	**0**	**0**	**0**	**8-3**	

COLLEGE 2020 GAME-BY-GAME STATISTICS (WISCONSIN)

			TACKLES								INTERCEPTIONS					O. FUMB				ST					MISC			
DATE	OPPONENT	P/S	TK	S	A	SK	YDS	TFL	YDS	QBH	NO	YDS	LG	TD	PD	FF	FR	TD	YDS	TK	S	A	FF	FR	S	A	W/L	SCORE
10/23	Illinois	S	4	1	3	0.0	0.0	0.0	0.0	0	0	0	0	0	0	0	0	0	0	0	0	0	0	0	0	0	W	45-7
11/14	at Michigan	S	3	3	0	1.0	4.0	1.0	4.0	1	1	31	31	0	0	0	0	0	0	0	0	0	0	0	0	0	W	49-11
11/21	at Northwestern	S	6	3	3	0.0	0.0	0.0	0.0	5	0	0	0	0	0	0	0	0	0	0	0	0	0	0	0	0	L	7-17
12/05	Indiana	S	9	9	0	0.0	0.0	0.0	0.0	1	0	0	0	0	0	0	0	0	0	0	0	0	0	0	0	0	L	6-14
12/12	at Iowa	S	6	4	2	0.0	0.0	0.0	0.0	0	0	0	0	0	0	0	0	0	0	0	0	0	0	0	0	0	L	7-28
12/19	Minnesota	S	13	10	3	2.0	14.0	5.0	20.0	0	0	0	0	0	1	1	0	0	0	0	0	0	0	0	0	0	W	20-17+
12/30	Wake Forest	S	5	1	4	0.0	0.0	0.0	0.0	0	0	0	0	0	0	0	0	0	0	0	0	0	0	0	0	0	W	42-28
2020 TOTALS		**7-7**	**46**	**31**	**15**	**3.0**	**18.0**	**6.0**	**24.0**	**7**	**1**	**31**	**31**	**0**	**1**	**1**	**0**	**0**	**0**	**0**	**0**	**0**	**0**	**0**	**0**	**0**	**4-3**	

+ - Overtime

COLLEGE 2021 GAME-BY-GAME STATISTICS (WISCONSIN)

			TACKLES								INTERCEPTIONS					O. FUMB				ST					MISC			
DATE	OPPONENT	P/S	TK	S	A	SK	YDS	TFL	YDS	QBH	NO	YDS	LG	TD	PD	FF	FR	TD	YDS	TK	S	A	FF	FR	S	A	W/L	SCORE
09/04	Penn St.										DID NOT PLAY																L	10-16
09/11	Eastern Mich.										DID NOT PLAY																W	34-7
09/25	Notre Dame	S	8	6	2	0.0	0.0	0.0	0.0	0	0	0	0	0	0	1	0	0	0	0	0	0	0	0	0	0	L	13-41
10/02	Michigan	S	12	3	9	0.0	0.0	0.0	0.0	1	0	0	0	0	0	0	0	0	0	0	0	0	0	0	0	0	L	17-38
10/09	at Illinois	S	5	2	3	0.5	5.0	0.5	5.0	0	0	0	0	0	0	0	0	0	0	0	0	0	0	0	0	0	W	24-0
10/16	Army West Point	S	17	8	9	1.0	8.0	2.5	11.0	0	0	0	0	0	0	1	0	0	0	0	0	0	0	0	0	0	W	20-14
10/23	at Purdue	S	9	8	1	3.5	30.0	5.5	33.0	0	0	0	0	0	0	0	0	0	0	0	0	0	0	0	0	0	W	30-13
10/30	Iowa	S	9	4	5	0.5	3.0	2.0	8.0	1	0	0	0	0	0	0	0	0	0	0	0	0	0	0	0	0	W	27-7
11/06	at Rutgers	S	7	1	6	0.0	0.0	0.5	0.0	0	0	0	0	0	0	0	0	0	0	0	0	0	0	0	0	0	W	52-3
11/13	Northwestern	S	14	9	5	1.0	11.0	3.0	15.0	1	0	0	0	0	0	0	0	0	0	0	0	0	0	0	0	0	W	35-7
11/20	Nebraska	S	10	6	4	0.0	0.0	0.5	0.0	1	0	0	0	0	0	0	0	0	0	0	0	0	0	0	0	0	W	35-28
11/27	at Minnesota	S	14	8	6	0.5	4.0	1.5	5.0	1	0	0	0	0	0	0	0	0	0	0	0	0	0	0	0	0	L	13-23
12/30	at Arizona St.	S	9	4	5	1.0	2.0	1.5	3.0	0	0	0	0	0	0	0	0	0	0	0	0	0	0	0	0	0	W	20-13
2021 TOTALS		**11-11**	**114**	**59**	**55**	**8.0**	**63.0**	**17.5**	**80.0**	**5**	**0**	**0**	**0**	**0**	**0**	**2**	**0**	**0**	**0**	**0**	**0**	**0**	**0**	**0**	**0**	**0**	**9-4**	

JACK COCHRANE

22 23

LINEBACKER #43

SOUTH DAKOTA

4TH YEAR IN THE NFL

4TH YEAR WITH THE CHIEFS

HEIGHT:	6'3"
WEIGHT:	236 LBS
HOW ACQUIRED:	CFA-22
BIRTHDAY:	2/9/99

- Cochrane enters his fourth season with the Chiefs in 2025.
- Originally entered the NFL as an undrafted free agent with the Kansas City Chiefs in 2022.

Transactions:

Re-signed with Kansas City (4/11/25) ... Re-signed with Kansas City (3/11/24) ... Signed to Kansas City's active roster (9/13/22) ... Signed with Kansas City's practice squad (8/31/22) ... Cut by Kansas City (8/30/22) ... Originally entered the NFL as an undrafted free agent with the Kansas City Chiefs in 2022.

COLLEGE

Played five seasons at South Dakota (2017-21) ... Played 46 games, logging 326 tackles (179 solo), including 5.0 sacks (-26.0 yards), six interceptions returned for 71 yards, 10 passes defensed, three forced fumbles and three fumble recoveries ... Named a team captain as a junior and senior, as well as FCS ADA Academic All-Star.

PERSONAL

- Two-time first-team all-state performer for Mount Vernon who led the Mustangs to a state runner-up finish in 2015 and a trip back to the state semifinals in 2016.
- School's all-time scoring leader with 406 points.
- Totaled 2,505 yards rushing with 52 touchdowns and had 1,110 yards receiving with 14 touchdowns.
- Was also one of the team's top defenders, finished high school career with 218 tackles, 7.0 sacks and seven interceptions.
- Returned kicks and punts.
- National Honor Society member.
- Also competed in wrestling, baseball and track and field for the Mustangs.

JACK COCHRANE'S NFL REGULAR SEASON DEFENSIVE STATISTICS

				TACKLES								INTERCEPTIONS					O. FUMB				ST					MISC	
DATE	TEAM	GP	GS	TK	S	A	TFL	YDS	SK	YDS	QBH	NO	YDS	LG	TD	PD	FF	FR	TD	YDS	TK	S	A	FF	FR	S	A
2022	Chiefs	15	0	0	0	0	0	0	0.0	0.0	0	0	0	0	0	0	0	0	0	0	9	5	4	0	0	0	0
2023	Chiefs	17	1	23	17	6	2	0	0.0	0.0	0	0	0	0	0	1	0	0	0	0	5	4	1	0	0	0	0
2024	Chiefs	15	0	1	0	1	0	0	0.0	0.0	0	0	0	0	0	0	0	0	0	0	4	3	1	0	0	0	0
2025	Chiefs	13	0	2	0	2	0	0	0.0	0.0	0	1	0	0	0	1	0	0	0	0	9	2	7	0	0	0	0
NFL TOTALS		**60**	**1**	**26**	**17**	**9**	**2**	**0**	**0.0**	**0.0**	**0**	**1**	**0**	**0**	**0**	**2**	**0**	**0**	**0**	**0**	**27**	**14**	**13**	**0**	**0**	**0**	**0**

JACK COCHRANE'S NFL POSTSEASON DEFENSIVE STATISTICS

				TACKLES								INTERCEPTIONS					O. FUMB				ST					MISC	
DATE	TEAM	GP	GS	TK	S	A	TFL	YDS	SK	YDS	QBH	NO	YDS	LG	TD	PD	FF	FR	TD	YDS	TK	S	A	FF	FR	S	A
2022	Chiefs	3	0	0	0	0	0	0	0.0	0.0	0	0	0	0	0	0	0	0	0	0	1	0	1	0	0	0	0
2023	Chiefs	4	0	0	0	0	0	0	0.0	0.0	0	0	0	0	0	0	0	0	0	0	0	0	0	0	0	0	0
2024	Chiefs	0	0	0	0	0	0	0	0.0	0.0	0	0	0	0	0	0	0	0	0	0	0	0	0	0	0	0	0
NFL TOTALS		**7**	**0**	**0**	**0**	**0**	**0**	**0**	**0.0**	**0.0**	**0**	**0**	**0**	**0**	**0**	**0**	**0**	**0**	**0**	**0**	**1**	**0**	**1**	**0**	**0**	**0**	**0**

SINGLE-GAME HIGHS: DEFENSIVE

Total Tackles
8 at L.A. Chargers, Jan 07, 2024
7 at Green Bay, Dec 03, 2023
4 at Denver, Oct 29, 2023
3 vs. Chicago, Sep 24, 2023
2 vs. Washington, Oct 27, 2025

Solo Tackles
7 at L.A. Chargers, Jan 07, 2024
7 at Green Bay, Dec 03, 2023
2 at Denver, Oct 29, 2023
1 vs. Chicago, Sep 24, 2023
1 vs. Washington, Oct 27, 2025

Passes Defensed
1 at Denver, Oct 29, 2023

Tackles For Loss
2 at Green Bay, Dec 03, 2023

Special Teams Tackles
2 at Denver, Nov 16, 2025
2 vs. Buffalo, Dec 10, 2023
2 vs. Buffalo, Oct 16, 2022
1 at Buffalo, Nov 02, 2025
...18 more at 1.

SINGLE-GAME HIGHS – POSTSEASON: DEFENSIVE

Special Teams Tackles
1 at Philadelphia, Feb 12, 2023

2022 GAME-BY-GAME REGULAR-SEASON STATISTICS (CHIEFS)

			TACKLES								INTERCEPTIONS					O. FUMB				ST					MISC			
DATE	OPPONENT	P/S	TK	S	A	SK	YDS	TFL	YDS	QBH	NO	YDS	LG	TD	PD	FF	FR	TD	YDS	TK	S	A	FF	FR	S	A	W/L	SCORE
09/11	at Cardinals		PRACTICE SQUAD																								W	44-21
09/15	Chargers		INACTIVE																								W	27-24
09/25	at Colts	P	0	0	0	0.0	0.0	0	0	0	0	0	0	0	0	0	0	0	0	0	0	0	0	0	0	0	L	17-20
10/02	at Buccaneers	P	0	0	0	0.0	0.0	0	0	0	0	0	0	0	0	0	0	0	0	1	1	0	0	0	0	0	W	41-31
10/10	Raiders	P	0	0	0	0.0	0.0	0	0	0	0	0	0	0	0	0	0	0	0	1	0	1	0	0	0	0	W	30-29
10/16	Bills	P	0	0	0	0.0	0.0	0	0	0	0	0	0	0	0	0	0	0	0	2	1	1	0	0	0	0	L	20-24
10/23	at 49ers	P	0	0	0	0.0	0.0	0	0	0	0	0	0	0	0	0	0	0	0	0	0	0	0	0	0	0	W	44-23
11/06	Titans	P	0	0	0	0.0	0.0	0	0	0	0	0	0	0	0	0	0	0	0	1	0	1	0	0	0	0	W	20-17+
11/13	Jaguars	P	0	0	0	0.0	0.0	0	0	0	0	0	0	0	0	0	0	0	0	0	0	0	0	0	0	0	W	27-17
11/20	at Chargers	P	0	0	0	0.0	0.0	0	0	0	0	0	0	0	0	0	0	0	0	1	0	1	0	0	0	0	W	30-27
11/27	Rams	P	0	0	0	0.0	0.0	0	0	0	0	0	0	0	0	0	0	0	0	1	1	0	0	0	0	0	W	26-10
12/04	at Bengals	P	0	0	0	0.0	0.0	0	0	0	0	0	0	0	0	0	0	0	0	0	0	0	0	0	0	0	L	24-27
12/11	at Broncos	P	0	0	0	0.0	0.0	0	0	0	0	0	0	0	0	0	0	0	0	0	0	0	0	0	0	0	W	34-28
12/18	at Texans	P	0	0	0	0.0	0.0	0	0	0	0	0	0	0	0	0	0	0	0	1	1	0	0	0	0	0	W	30-24+
12/24	Seahawks	P	0	0	0	0.0	0.0	0	0	0	0	0	0	0	0	0	0	0	0	1	1	0	0	0	0	0	W	24-10
01/01	Broncos	P	0	0	0	0.0	0.0	0	0	0	0	0	0	0	0	0	0	0	0	0	0	0	0	0	0	0	W	27-24
01/07	at Raiders	P	0	0	0	0.0	0.0	0	0	0	0	0	0	0	0	0	0	0	0	0	0	0	0	0	0	0	W	31-13
2022 TOTALS		**15-0**	**0**	**0**	**0**	**0.0**	**0.0**	**0**	**0**	**0**	**0**	**0**	**0**	**0**	**0**	**0**	**0**	**0**	**0**	**9**	**5**	**4**	**0**	**0**	**0**	**0**	**14-3**	

+ - Overtime

2023 GAME-BY-GAME REGULAR-SEASON STATISTICS (CHIEFS)

			TACKLES								INTERCEPTIONS					O. FUMB				ST					MISC			
DATE	OPPONENT	P/S	TK	S	A	SK	YDS	TFL	YDS	QBH	NO	YDS	LG	TD	PD	FF	FR	TD	YDS	TK	S	A	FF	FR	S	A	W/L	SCORE
09/07	Lions	P	0	0	0	0.0	0.0	0	0	0	0	0	0	0	0	0	0	0	0	0	0	0	0	0	0	0	L	20-21
09/17	at Jaguars	P	0	0	0	0.0	0.0	0	0	0	0	0	0	0	0	0	0	0	0	1	1	0	0	0	0	0	W	17-9
09/24	Bears	P	3	1	2	0.0	0.0	0	0	0	0	0	0	0	0	0	0	0	0	0	0	0	0	0	0	0	W	41-10
10/01	at Jets	P	0	0	0	0.0	0.0	0	0	0	0	0	0	0	0	0	0	0	0	0	0	0	0	0	0	0	W	23-20
10/08	at Vikings	P	0	0	0	0.0	0.0	0	0	0	0	0	0	0	0	0	0	0	0	0	0	0	0	0	0	0	W	27-20
10/12	Broncos	P	0	0	0	0.0	0.0	0	0	0	0	0	0	0	0	0	0	0	0	1	1	0	0	0	0	0	W	19-8
10/22	Chargers	P	0	0	0	0.0	0.0	0	0	0	0	0	0	0	0	0	0	0	0	0	0	0	0	0	0	0	W	31-17
10/29	at Broncos	P	4	2	2	0.0	0.0	0	0	0	0	0	0	0	1	0	0	0	0	0	0	0	0	0	0	0	L	9-24
11/05	Dolphins	P	0	0	0	0.0	0.0	0	0	0	0	0	0	0	0	0	0	0	0	0	0	0	0	0	0	0	W	21-14
11/20	Eagles	P	0	0	0	0.0	0.0	0	0	0	0	0	0	0	0	0	0	0	0	0	0	0	0	0	0	0	L	17-21
11/26	at Raiders	P	0	0	0	0.0	0.0	0	0	0	0	0	0	0	0	0	0	0	0	1	1	0	0	0	0	0	W	31-17
12/03	at Packers	P	7	7	0	0.0	0.0	2	0	0	0	0	0	0	0	0	0	0	0	0	0	0	0	0	0	0	L	19-27
12/10	Bills	P	1	0	1	0.0	0.0	0	0	0	0	0	0	0	0	0	0	0	0	2	1	1	0	0	0	0	L	17-20
12/17	at Patriots	P	0	0	0	0.0	0.0	0	0	0	0	0	0	0	0	0	0	0	0	0	0	0	0	0	0	0	W	27-17
12/25	Raiders	P	0	0	0	0.0	0.0	0	0	0	0	0	0	0	0	0	0	0	0	0	0	0	0	0	0	0	L	14-20
12/31	Bengals	P	0	0	0	0.0	0.0	0	0	0	0	0	0	0	0	0	0	0	0	0	0	0	0	0	0	0	W	25-17
01/07	at Chargers	S	8	7	1	0.0	0.0	0	0	0	0	0	0	0	0	0	0	0	0	0	0	0	0	0	0	0	W	13-12
2023 TOTALS		**17-1**	**23**	**17**	**6**	**0.0**	**0.0**	**2**	**0**	**0**	**0**	**0**	**0**	**0**	**1**	**0**	**0**	**0**	**0**	**5**	**4**	**1**	**0**	**0**	**0**	**0**	**11-6**	

2024 GAME-BY-GAME REGULAR-SEASON STATISTICS (CHIEFS)

			TACKLES								INTERCEPTIONS					O. FUMB				ST					MISC			
DATE	OPPONENT	P/S	TK	S	A	SK	YDS	TFL	YDS	QBH	NO	YDS	LG	TD	PD	FF	FR	TD	YDS	TK	S	A	FF	FR	S	A	W/L	SCORE
09/05	Ravens	P	0	0	0	0.0	0.0	0	0	0	0	0	0	0	0	0	0	0	0	0	0	0	0	0	0	0	W	27-20
09/15	Bengals	P	0	0	0	0.0	0.0	0	0	0	0	0	0	0	0	0	0	0	0	0	0	0	0	0	0	0	W	26-25
09/22	at Falcons	P	1	0	1	0.0	0.0	0	0	0	0	0	0	0	0	0	0	0	0	0	0	0	0	0	0	0	W	22-17
09/29	at Chargers	P	0	0	0	0.0	0.0	0	0	0	0	0	0	0	0	0	0	0	0	0	0	0	0	0	0	0	W	17-10
10/07	Saints	P	0	0	0	0.0	0.0	0	0	0	0	0	0	0	0	0	0	0	0	1	1	0	0	0	0	0	W	26-13
10/20	at 49ers	P	0	0	0	0.0	0.0	0	0	0	0	0	0	0	0	0	0	0	0	0	0	0	0	0	0	0	W	28-18
10/27	at Raiders	P	0	0	0	0.0	0.0	0	0	0	0	0	0	0	0	0	0	0	0	0	0	0	0	0	0	0	W	27-20
11/04	Buccaneers	P	0	0	0	0.0	0.0	0	0	0	0	0	0	0	0	0	0	0	0	1	1	0	0	0	0	0	W	30-24+
11/10	Broncos	P	0	0	0	0.0	0.0	0	0	0	0	0	0	0	0	0	0	0	0	0	0	0	0	0	0	0	W	16-14
11/17	at Bills	P	0	0	0	0.0	0.0	0	0	0	0	0	0	0	0	0	0	0	0	0	0	0	0	0	0	0	L	21-30
11/24	at Panthers	P	0	0	0	0.0	0.0	0	0	0	0	0	0	0	0	0	0	0	0	0	0	0	0	0	0	0	W	30-27
11/29	Raiders	P	0	0	0	0.0	0.0	0	0	0	0	0	0	0	0	0	0	0	0	0	0	0	0	0	0	0	W	19-17
12/08	Chargers	P	0	0	0	0.0	0.0	0	0	0	0	0	0	0	0	0	0	0	0	1	0	1	0	0	0	0	W	19-17
12/15	at Browns	P	0	0	0	0.0	0.0	0	0	0	0	0	0	0	0	0	0	0	0	1	1	0	0	0	0	0	W	21-7
12/21	Texans	P	0	0	0	0.0	0.0	0	0	0	0	0	0	0	0	0	0	0	0	0	0	0	0	0	0	0	W	27-19
12/25	at Steelers										RESERVE/INJURED																W	29-10
01/05	at Broncos										RESERVE/INJURED																L	0-38
2024 TOTALS		**15-0**	**1**	**0**	**1**	**0.0**	**0.0**	**0**	**0**	**0**	**0**	**0**	**0**	**0**	**0**	**0**	**0**	**0**	**0**	**4**	**3**	**1**	**0**	**0**	**0**	**0**	**15-2**	

+ - Overtime

2025 GAME-BY-GAME REGULAR-SEASON STATISTICS (CHIEFS)

			TACKLES								INTERCEPTIONS					O. FUMB				ST					MISC			
DATE	OPPONENT	P/S	TK	S	A	SK	YDS	TFL	YDS	QBH	NO	YDS	LG	TD	PD	FF	FR	TD	YDS	TK	S	A	FF	FR	S	A	W/L	SCORE
09/05	at Chargers	P	0	0	0	0.0	0.0	0	0	0	0	0	0	0	0	0	0	0	0	1	0	1	0	0	0	0	L	21-27
09/14	Eagles	P	0	0	0	0.0	0.0	0	0	0	0	0	0	0	0	0	0	0	0	0	0	0	0	0	0	0	L	17-20
09/21	at Giants	P	0	0	0	0.0	0.0	0	0	0	0	0	0	0	0	0	0	0	0	0	0	0	0	0	0	0	W	22-9
09/28	Ravens	P	0	0	0	0.0	0.0	0	0	0	0	0	0	0	0	0	0	0	0	1	1	0	0	0	0	0	W	37-20
10/06	at Jaguars	P	0	0	0	0.0	0.0	0	0	0	0	0	0	0	0	0	0	0	0	1	0	1	0	0	0	0	L	28-31
10/12	Lions	P	0	0	0	0.0	0.0	0	0	0	0	0	0	0	0	0	0	0	0	0	0	0	0	0	0	0	W	30-17
10/19	Raiders	P	0	0	0	0.0	0.0	0	0	0	0	0	0	0	0	0	0	0	0	0	0	0	0	0	0	0	W	31-0
10/27	Commanders	P	2	0	2	0.0	0.0	0	0	0	1	0	0	0	1	0	0	0	0	1	0	1	0	0	0	0	W	28-7
11/02	at Bills	P	0	0	0	0.0	0.0	0	0	0	0	0	0	0	0	0	0	0	0	1	0	1	0	0	0	0	L	21-28
11/16	at Broncos	P	0	0	0	0.0	0.0	0	0	0	0	0	0	0	0	0	0	0	0	2	0	2	0	0	0	0	L	19-22
11/23	Colts	P	0	0	0	0.0	0.0	0	0	0	0	0	0	0	0	0	0	0	0	1	0	1	0	0	0	0	W	23-20+
11/27	at Cowboys	P	0	0	0	0.0	0.0	0	0	0	0	0	0	0	0	0	0	0	0	0	0	0	0	0	0	0	L	28-31
12/07	Texans	P	0	0	0	0.0	0.0	0	0	0	0	0	0	0	0	0	0	0	0	1	1	0	0	0	0	0	L	10-20
2025 TOTALS		**13-0**	**2**	**0**	**2**	**0.0**	**0.0**	**0**	**0**	**0**	**1**	**0**	**0**	**0**	**1**	**0**	**0**	**0**	**0**	**9**	**2**	**7**	**0**	**0**	**0**	**0**	**6-7**	

+ - Overtime

2022 GAME-BY-GAME POSTSEASON STATISTICS (CHIEFS)

			TACKLES								INTERCEPTIONS					O. FUMB				ST					MISC			
DATE	OPPONENT	P/S	TK	S	A	SK	YDS	TFL	YDS	QBH	NO	YDS	LG	TD	PD	FF	FR	TD	YDS	TK	S	A	FF	FR	S	A	W/L	SCORE
01/21	Jaguars	P	0	0	0	0.0	0.0	0	0	0	0	0	0	0	0	0	0	0	0	0	0	0	0	0	0	0	W	27-20
01/29	Bengals	P	0	0	0	0.0	0.0	0	0	0	0	0	0	0	0	0	0	0	0	0	0	0	0	0	0	0	W	23-20
02/12	at Eagles	P	0	0	0	0.0	0.0	0	0	0	0	0	0	0	0	0	0	0	0	1	0	1	0	0	0	0	W	38-35
2022 TOTALS		**3-0**	**0**	**0**	**0**	**0.0**	**0.0**	**0**	**0**	**0**	**0**	**0**	**0**	**0**	**0**	**0**	**0**	**0**	**0**	**1**	**0**	**1**	**0**	**0**	**0**	**0**	**3-0**	

2023 GAME-BY-GAME POSTSEASON STATISTICS (CHIEFS)

			TACKLES								INTERCEPTIONS					O. FUMB				ST					MISC			
DATE	OPPONENT	P/S	TK	S	A	SK	YDS	TFL	YDS	QBH	NO	YDS	LG	TD	PD	FF	FR	TD	YDS	TK	S	A	FF	FR	S	A	W/L	SCORE
01/13	Dolphins	P	0	0	0	0.0	0.0	0	0	0	0	0	0	0	0	0	0	0	0	0	0	0	0	0	0	0	W	26-7
01/21	at Bills	P	0	0	0	0.0	0.0	0	0	0	0	0	0	0	0	0	0	0	0	0	0	0	0	0	0	0	W	27-24
01/28	at Ravens	P	0	0	0	0.0	0.0	0	0	0	0	0	0	0	0	0	0	0	0	0	0	0	0	0	0	0	W	17-10
02/11	49ers	P	0	0	0	0.0	0.0	0	0	0	0	0	0	0	0	0	0	0	0	0	0	0	0	0	0	0	W	25-22+
2023 TOTALS		**4-0**	**0**	**0**	**0**	**0.0**	**0.0**	**0**	**0**	**0**	**0**	**0**	**0**	**0**	**0**	**0**	**0**	**0**	**0**	**0**	**0**	**0**	**0**	**0**	**0**	**0**	**4-0**	

+ - Overtime

2024 GAME-BY-GAME POSTSEASON STATISTICS (CHIEFS)

			TACKLES								INTERCEPTIONS					O. FUMB				ST					MISC			
DATE	OPPONENT	P/S	TK	S	A	SK	YDS	TFL	YDS	QBH	NO	YDS	LG	TD	PD	FF	FR	TD	YDS	TK	S	A	FF	FR	S	A	W/L	SCORE
01/18	Texans										RESERVE/INJURED																W	23-14
01/26	Bills										RESERVE/INJURED																W	32-29
02/09	at Eagles										RESERVE/INJURED																L	22-40
2024 TOTALS			**0**	**0**	**0**	**0.0**	**0.0**	**0**	**0**	**0**	**0**	**0**	**0**	**0**	**0**	**0**	**0**	**0**	**0**	**0**	**0**	**0**	**0**	**0**	**0**	**0**	**2-1**	

CHAMARRI CONNER

23

DEFENSIVE BACK #27

VIRGINIA TECH



3RD YEAR IN THE NFL

3RD YEAR WITH THE CHIEFS

HEIGHT: 6'0"
WEIGHT: 202 LBS
HOW ACQUIRED: D4-23
BIRTHDAY: 7/11/00

- Conner enters his third season with the Chiefs in 2025.
- Originally entered the NFL as a fourth-round pick (119th overall) by the Kansas City Chiefs in the 2023 NFL Draft.

Transactions:
Originally entered the NFL as a fourth-round pick (119th overall) by the Kansas City Chiefs in the 2023 NFL Draft.

COLLEGE

Played 61 games (57 starts) in five seasons (2018-22) for Virginia Tech ... Recorded 314 tackles (207 solo), 21 tackles for loss (-110.0 yards), 7.5 sacks (-73.0 yards), four interceptions returned for 20 yards, 23 passes defensed, four forced fumbles and one blocked kick ... Finished his college career ranked 10th all-time at VT in career tackles ... Received the following awards and honors: 2022-23 Reese's Senior Bowl selection, 2021 All-ACC Honorable Mention (S), 2021 Phil Steele All-ACC second-team, 2021 ESPN All-ACC Midseason Team, ACC Defensive Back of the Week (Sept. 7, 2021), 2020 All-ACC Honorable Mention (CB) and 2020 Phil Steele All-ACC third-team.

PERSONAL

- Led Trinity Christian Academy to a 9-4 record at the 5A level as a senior, following four-straight 3A titles.
- A ballhawk safety who tallied 107 tackles, including 58 solo stops, 1.5 sacks, one forced fumble and one fumble recovery under the watch of Head Coach Verlon Dorminey.
- Helped the Conquerors defense average 2.5 turnovers a game.
- Son of Charles Conner and Erica Williams.
- Has two brothers and one sister.
- Majored in criminology.

CHAMARRI CONNER'S NFL REGULAR SEASON DEFENSIVE STATISTICS

				TACKLES								INTERCEPTIONS					O. FUMB				ST					MISC	
DATE	TEAM	GP	GS	TK	S	A	TFL	YDS	SK	YDS	QBH	NO	YDS	LG	TD	PD	FF	FR	TD	YDS	TK	S	A	FF	FR	S	A
2023	Chiefs	17	7	28	24	4	2	5	0.0	0.0	0	1	4	4	0	1	0	0	0	0	8	7	1	0	0	0	0
2024	Chiefs	15	9	70	53	17	4	14	1.0	9.0	4	2	32	29	0	4	0	1	1	38	7	5	2	1	0	0	0
2025	Chiefs	13	13	84	51	33	2	9	1.0	6.0	3	0	0	0	0	1	2	0	0	0	7	4	3	0	0	0	0
NFL TOTALS		**45**	**29**	**182**	**128**	**54**	**8**	**28**	**2.0**	**15.0**	**7**	**3**	**36**	**29**	**0**	**6**	**2**	**1**	**1**	**38**	**22**	**16**	**6**	**1**	**0**	**0**	**0**

CHAMARRI CONNER'S NFL POSTSEASON DEFENSIVE STATISTICS

				TACKLES								INTERCEPTIONS					O. FUMB				ST					MISC	
DATE	TEAM	GP	GS	TK	S	A	TFL	YDS	SK	YDS	QBH	NO	YDS	LG	TD	PD	FF	FR	TD	YDS	TK	S	A	FF	FR	S	A
2023	Chiefs	4	1	15	10	5	0	0	0.0	0.0	0	0	0	0	0	0	1	0	0	0	1	1	0	0	0	0	0
2024	Chiefs	3	2	20	11	9	3	8	1.0	1.0	1	0	0	0	0	0	1	0	0	0	0	0	0	0	0	0	0
NFL TOTALS		**7**	**3**	**35**	**21**	**14**	**3**	**8**	**1.0**	**1.0**	**1**	**0**	**0**	**0**	**0**	**0**	**2**	**0**	**0**	**0**	**1**	**1**	**0**	**0**	**0**	**0**	**0**

SINGLE-GAME HIGHS: DEFENSIVE

Total Tackles 12 vs. Detroit, Oct 12, 2025
10 vs. Washington, Oct 27, 2025
10 at Atlanta, Sep 22, 2024
9 vs. Philadelphia, Sep 14, 2025
9 at L.A. Chargers, Sep 05, 2025

Solo Tackles 9 vs. Detroit, Oct 12, 2025
7 at L.A. Chargers, Sep 05, 2025
7 at Buffalo, Nov 17, 2024
7 at L.A. Chargers, Jan 07, 2024
6 at Dallas, Nov 27, 2025
...2 more at 6.

Sacks 1.0 vs. Cincinnati, Sep 15, 2024

Passes Defensed 2 at Atlanta, Sep 22, 2024
1 vs. Indianapolis, Nov 23, 2025
1 at Buffalo, Nov 17, 2024
1 vs. Tampa Bay, Nov 04, 2024
...1 more at 1.

Forced Fumbles 1 vs. Detroit, Oct 12, 2025
1 at L.A. Chargers, Sep 05, 2025

Fumble Recoveries 1 vs. Cincinnati, Sep 15, 2024

Tackles For Loss 1 vs. Indianapolis, Nov 23, 2025
1 at Denver, Nov 16, 2025
1 vs. L.A. Chargers, Dec 08, 2024
...5 more at 1.

Interceptions 1 at Buffalo, Nov 17, 2024
1 at Atlanta, Sep 22, 2024
1 vs. Buffalo, Dec 10, 2023

Interception Return Yards 29 at Buffalo, Nov 17, 2024
4 vs. Buffalo, Dec 10, 2023
3 at Atlanta, Sep 22, 2024

Special Teams Tackles 3 vs. Las Vegas, Nov 29, 2024
2 vs. Detroit, Oct 12, 2025
2 vs. Baltimore, Sep 28, 2025
2 vs. Cincinnati, Sep 15, 2024
1 at Dallas, Nov 27, 2025
...12 more at 1.

Special Teams Forced Fumbles 1 vs. Las Vegas, Nov 29, 2024

Longest Opp Fumble Return 38 vs. Cincinnati, Sep 15, 2024

SINGLE-GAME HIGHS - POSTSEASON: DEFENSIVE

Total Tackles 10 at Buffalo, Jan 21, 2024
9 vs. Buffalo, Jan 26, 2025
6 at Philadelphia, Feb 09, 2025
5 vs. Houston, Jan 18, 2025
2 vs. San Francisco, Feb 11, 2024
...1 more at 2.

Solo Tackles 8 at Buffalo, Jan 21, 2024
5 vs. Buffalo, Jan 26, 2025
3 at Philadelphia, Feb 09, 2025
3 vs. Houston, Jan 18, 2025
1 at Baltimore, Jan 28, 2024
...1 more at 1.

Sacks 1.0 vs. Houston, Jan 18, 2025

Forced Fumbles 1 vs. Buffalo, Jan 26, 2025
1 at Buffalo, Jan 21, 2024

Tackles For Loss 2 at Philadelphia, Feb 09, 2025
1 vs. Houston, Jan 18, 2025

2023 GAME-BY-GAME REGULAR-SEASON STATISTICS (CHIEFS)

			TACKLES								INTERCEPTIONS					O. FUMB				ST					MISC			
DATE	OPPONENT	P/S	TK	S	A	SK	YDS	TFL	YDS	QBH	NO	YDS	LG	TD	PD	FF	FR	TD	YDS	TK	S	A	FF	FR	S	A	W/L	SCORE
09/07	Lions	S	0	0	0	0.0	0.0	0	0	0	0	0	0	0	0	0	0	0	0	1	1	0	0	0	0	0	L	20-21
09/17	at Jaguars	P	0	0	0	0.0	0.0	0	0	0	0	0	0	0	0	0	0	0	0	0	0	0	0	0	0	0	W	17-9
09/24	Bears	S	1	0	1	0.0	0.0	0	0	0	0	0	0	0	0	0	0	0	0	0	0	0	0	0	0	0	W	41-10
10/01	at Jets	P	2	2	0	0.0	0.0	0	0	0	0	0	0	0	0	0	0	0	0	0	0	0	0	0	0	0	W	23-20
10/08	at Vikings	P	0	0	0	0.0	0.0	0	0	0	0	0	0	0	0	0	0	0	0	0	0	0	0	0	0	0	W	27-20
10/12	Broncos	S	1	1	0	0.0	0.0	1	1	0	0	0	0	0	0	0	0	0	0	0	0	0	0	0	0	0	W	19-8
10/22	Chargers	P	0	0	0	0.0	0.0	0	0	0	0	0	0	0	0	0	0	0	0	0	0	0	0	0	0	0	W	31-17
10/29	at Broncos	P	0	0	0	0.0	0.0	0	0	0	0	0	0	0	0	0	0	0	0	1	1	0	0	0	0	0	L	9-24
11/05	Dolphins	S	2	2	0	0.0	0.0	0	0	0	0	0	0	0	0	0	0	0	0	0	0	0	0	0	0	0	W	21-14
11/20	Eagles	P	0	0	0	0.0	0.0	0	0	0	0	0	0	0	0	0	0	0	0	1	1	0	0	0	0	0	L	17-21
11/26	at Raiders	P	2	2	0	0.0	0.0	0	0	0	0	0	0	0	0	0	0	0	0	1	1	0	0	0	0	0	W	31-17
12/03	at Packers	S	2	1	1	0.0	0.0	0	0	0	0	0	0	0	0	0	0	0	0	1	1	0	0	0	0	0	L	19-27
12/10	Bills	S	2	2	0	0.0	0.0	0	0	0	1	4	4	0	1	0	0	0	0	1	0	1	0	0	0	0	L	17-20
12/17	at Patriots	P	3	2	1	0.0	0.0	0	0	0	0	0	0	0	0	0	0	0	0	1	1	0	0	0	0	0	W	27-17
12/25	Raiders	P	3	3	0	0.0	0.0	1	4	0	0	0	0	0	0	0	0	0	0	0	0	0	0	0	0	0	L	14-20
12/31	Bengals	P	3	2	1	0.0	0.0	0	0	0	0	0	0	0	0	0	0	0	0	0	0	0	0	0	0	0	W	25-17
01/07	at Chargers	S	7	7	0	0.0	0.0	0	0	0	0	0	0	0	0	0	0	0	0	1	1	0	0	0	0	0	W	13-12
2023 TOTALS		**17-7**	**28**	**24**	**4**	**0.0**	**0.0**	**2**	**5**	**0**	**1**	**4**	**4**	**0**	**1**	**0**	**0**	**0**	**0**	**8**	**7**	**1**	**0**	**0**	**0**	**0**	**11-6**	

2024 GAME-BY-GAME REGULAR-SEASON STATISTICS (CHIEFS)

			TACKLES								INTERCEPTIONS					O. FUMB				ST					MISC			
DATE	OPPONENT	P/S	TK	S	A	SK	YDS	TFL	YDS	QBH	NO	YDS	LG	TD	PD	FF	FR	TD	YDS	TK	S	A	FF	FR	S	A	W/L	SCORE
09/05	Ravens	P	6	6	0	0.0	0.0	0	0	0	0	0	0	0	0	0	0	0	0	0	0	0	0	0	0	0	W	27-20
09/15	Bengals	P	4	3	1	1.0	9.0	1	9	1	0	0	0	0	0	0	1	1	38	2	1	1	0	0	0	0	W	26-25
09/22	at Falcons	S	10	5	5	0.0	0.0	0	0	0	1	3	3	0	2	0	0	0	0	0	0	0	0	0	0	0	W	22-17
09/29	at Chargers	P	3	3	0	0.0	0.0	0	0	0	0	0	0	0	0	0	0	0	0	0	0	0	0	0	0	0	W	17-10
10/07	Saints	P	3	2	1	0.0	0.0	0	0	1	0	0	0	0	0	0	0	0	0	0	0	0	0	0	0	0	W	26-13
10/20	at 49ers	P	3	2	1	0.0	0.0	0	0	0	0	0	0	0	0	0	0	0	0	0	0	0	0	0	0	0	W	28-18
10/27	at Raiders	S	3	2	1	0.0	0.0	0	0	0	0	0	0	0	0	0	0	0	0	0	0	0	0	0	0	0	W	27-20
11/04	Buccaneers	S	1	1	0	0.0	0.0	0	0	0	0	0	0	0	1	0	0	0	0	0	0	0	0	0	0	0	W	30-24+
11/10	Broncos	S	5	4	1	0.0	0.0	0	0	0	0	0	0	0	0	0	0	0	0	0	0	0	0	0	0	0	W	16-14
11/17	at Bills	S	7	7	0	0.0	0.0	1	1	1	1	29	29	0	1	0	0	0	0	1	0	1	0	0	0	0	L	21-30
11/24	at Panthers	S	4	3	1	0.0	0.0	1	1	0	0	0	0	0	0	0	0	0	0	0	0	0	0	0	0	0	W	30-27
11/29	Raiders	S	4	3	1	0.0	0.0	0	0	0	0	0	0	0	0	0	0	0	0	3	3	0	1	0	0	0	W	19-17
12/08	Chargers	P	8	6	2	0.0	0.0	1	3	1	0	0	0	0	0	0	0	0	0	1	1	0	0	0	0	0	W	19-17
12/15	at Browns	S	4	3	1	0.0	0.0	0	0	0	0	0	0	0	0	0	0	0	0	0	0	0	0	0	0	0	W	21-7
12/21	Texans											INACTIVE															W	27-19
12/25	at Steelers											INACTIVE															W	29-10
01/05	at Broncos	S	5	3	2	0.0	0.0	0	0	0	0	0	0	0	0	0	0	0	0	0	0	0	0	0	0	0	L	0-38
2024 TOTALS		**15-9**	**70**	**53**	**17**	**1.0**	**9.0**	**4**	**14**	**4**	**2**	**32**	**29**	**0**	**4**	**0**	**1**	**1**	**38**	**7**	**5**	**2**	**1**	**0**	**0**	**0**	**15-2**	

+ - Overtime

2025 GAME-BY-GAME REGULAR-SEASON STATISTICS (CHIEFS)

			TACKLES								INTERCEPTIONS					O. FUMB				ST					MISC			
DATE	OPPONENT	P/S	TK	S	A	SK	YDS	TFL	YDS	QBH	NO	YDS	LG	TD	PD	FF	FR	TD	YDS	TK	S	A	FF	FR	S	A	W/L	SCORE
09/05	at Chargers	S	9	7	2	0.0	0.0	0	0	0	0	0	0	0	0	1	0	0	0	1	0	1	0	0	0	0	L	21-27
09/14	Eagles	S	9	3	6	0.0	0.0	0	0	1	0	0	0	0	0	0	0	0	0	0	0	0	0	0	0	0	L	17-20
09/21	at Giants	S	5	1	4	0.0	0.0	0	0	0	0	0	0	0	0	0	0	0	0	0	0	0	0	0	0	0	W	22-9
09/28	Ravens	S	4	2	2	0.0	0.0	0	0	0	0	0	0	0	0	0	0	0	0	2	2	0	0	0	0	0	W	37-20
10/06	at Jaguars	S	6	4	2	0.0	0.0	0	0	0	0	0	0	0	0	0	0	0	0	1	0	1	0	0	0	0	L	28-31
10/12	Lions	S	12	9	3	0.0	0.0	0	0	0	0	0	0	0	0	1	0	0	0	2	1	1	0	0	0	0	W	30-17
10/19	Raiders	S	2	1	1	0.0	0.0	0	0	0	0	0	0	0	0	0	0	0	0	0	0	0	0	0	0	0	W	31-0
10/27	Commanders	S	10	5	5	0.0	0.0	0	0	0	0	0	0	0	0	0	0	0	0	0	0	0	0	0	0	0	W	28-7
11/02	at Bills	S	5	3	2	0.0	0.0	0	0	0	0	0	0	0	0	0	0	0	0	0	0	0	0	0	0	0	L	21-28
11/16	at Broncos	S	8	5	3	1.0	6.0	1	6	1	0	0	0	0	0	0	0	0	0	0	0	0	0	0	0	0	L	19-22
11/23	Colts	S	2	2	0	0.0	0.0	1	3	0	0	0	0	0	1	0	0	0	0	0	0	0	0	0	0	0	W	23-20+
11/27	at Cowboys	S	8	6	2	0.0	0.0	0	0	1	0	0	0	0	0	0	0	0	0	1	1	0	0	0	0	0	L	28-31
12/07	Texans	S	4	3	1	0.0	0.0	0	0	0	0	0	0	0	0	0	0	0	0	0	0	0	0	0	0	0	L	10-20
2025 TOTALS		**13-13**	**84**	**51**	**33**	**1.0**	**6.0**	**2**	**9**	**3**	**0**	**0**	**0**	**0**	**1**	**2**	**0**	**0**	**0**	**7**	**4**	**3**	**0**	**0**	**0**	**0**	**6-7**	

+ - Overtime

2023 GAME-BY-GAME POSTSEASON STATISTICS (CHIEFS)

			TACKLES								INTERCEPTIONS					O. FUMB				ST					MISC			
DATE	OPPONENT	P/S	TK	S	A	SK	YDS	TFL	YDS	QBH	NO	YDS	LG	TD	PD	FF	FR	TD	YDS	TK	S	A	FF	FR	S	A	W/L	SCORE
01/13	Dolphins	P	2	1	1	0.0	0.0	0	0	0	0	0	0	0	0	0	0	0	0	0	0	0	0	0	0	0	W	26-7
01/21	at Bills	S	10	8	2	0.0	0.0	0	0	0	0	0	0	0	0	1	0	0	0	0	0	0	0	0	0	0	W	27-24
01/28	at Ravens	P	1	1	0	0.0	0.0	0	0	0	0	0	0	0	0	0	0	0	0	1	1	0	0	0	0	0	W	17-10
02/11	49ers	P	2	0	2	0.0	0.0	0	0	0	0	0	0	0	0	0	0	0	0	0	0	0	0	0	0	0	W	25-22+
2023 TOTALS		**4-1**	**15**	**10**	**5**	**0.0**	**0.0**	**0**	**0**	**0**	**0**	**0**	**0**	**0**	**0**	**1**	**0**	**0**	**0**	**1**	**1**	**0**	**0**	**0**	**0**	**0**	**4-0**	

+ - Overtime

2024 GAME-BY-GAME POSTSEASON STATISTICS (CHIEFS)

			TACKLES								INTERCEPTIONS					O. FUMB				ST					MISC			
DATE	OPPONENT	P/S	TK	S	A	SK	YDS	TFL	YDS	QBH	NO	YDS	LG	TD	PD	FF	FR	TD	YDS	TK	S	A	FF	FR	S	A	W/L	SCORE
01/18	Texans	P	5	3	2	1.0	1.0	1	1	1	0	0	0	0	0	0	0	0	0	0	0	0	0	0	0	0	W	23-14
01/26	Bills	S	9	5	4	0.0	0.0	0	0	0	0	0	0	0	0	1	0	0	0	0	0	0	0	0	0	0	W	32-29
02/09	at Eagles	S	6	3	3	0.0	0.0	2	7	0	0	0	0	0	0	0	0	0	0	0	0	0	0	0	0	0	L	22-40
2024 TOTALS		**3-2**	**20**	**11**	**9**	**1.0**	**1.0**	**3**	**8**	**1**	**0**	**0**	**0**	**0**	**0**	**1**	**0**	**0**	**0**	**0**	**0**	**0**	**0**	**0**	**0**	**0**	**2-1**	

CHAMARRI CONNER'S COLLEGE DEFENSIVE STATISTICS

				TACKLES								INTERCEPTIONS					O. FUMB				ST					MISC	
DATE	TEAM	GP	GS	TK	S	A	TFL	YDS	SK	YDS	QBH	NO	YDS	LG	TD	PD	FF	FR	TD	YDS	TK	S	A	FF	FR	S	A
2018	Virginia Tech	13	0	13	8	5	0.0	0.0	0.0	0.0	1	0	0	0	0	0	0	0	0	0	0	0	0	0	0	0	0
2019	Virginia Tech	13	13	68	45	23	10.0	78.0	5.5	58.0	7	1	16	16	0	8	1	0	0	0	0	0	0	0	0	0	0
2020	Virginia Tech	11	11	81	60	21	3.5	8.0	0.0	0.0	4	2	4	3	0	4	1	0	0	0	0	0	0	0	0	0	0
2021	Virginia Tech	13	13	86	57	29	5.5	20.0	2.0	15.0	1	1	0	0	0	5	2	0	0	0	0	0	0	0	0	0	0
2022	Virginia Tech	11	11	67	38	29	2.0	4.0	0.0	0.0	0	0	0	0	0	2	0	0	0	0	0	0	0	0	0	0	0
TOTALS		**61**	**48**	**315**	**208**	**107**	**21.0**	**110.0**	**7.5**	**73.0**	**13**	**4**	**20**	**16**	**0**	**19**	**4**	**0**	**0**	**0**	**0**	**0**	**0**	**0**	**0**	**0**	**0**

COLLEGE 2018 GAME-BY-GAME STATISTICS (VIRGINIA TECH)

			TACKLES								INTERCEPTIONS					O. FUMB				ST					MISC			
DATE	OPPONENT	P/S	TK	S	A	SK	YDS	TFL	YDS	QBH	NO	YDS	LG	TD	PD	FF	FR	TD	YDS	TK	S	A	FF	FR	S	A	W/L	SCORE
09/02	at Florida St.	P	0	0	0	0.0	0.0	0.0	0.0	0	0	0	0	0	0	0	0	0	0	0	0	0	0	0	0	0	W	24-3
09/08	William & Mary	P	5	3	2	0.0	0.0	0.0	0.0	1	0	0	0	0	0	0	0	0	0	0	0	0	0	0	0	0	W	62-17
09/21	at Old Dominion	P	0	0	0	0.0	0.0	0.0	0.0	0	0	0	0	0	0	0	0	0	0	0	0	0	0	0	0	0	L	35-49
09/28	at Duke	P	0	0	0	0.0	0.0	0.0	0.0	0	0	0	0	0	0	0	0	0	0	0	0	0	0	0	0	0	W	31-14
10/05	Notre Dame	P	0	0	0	0.0	0.0	0.0	0.0	0	0	0	0	0	0	0	0	0	0	0	0	0	0	0	0	0	L	23-45
10/12	at North Carolina	P	0	0	0	0.0	0.0	0.0	0.0	0	0	0	0	0	0	0	0	0	0	0	0	0	0	0	0	0	W	22-19
10/25	Georgia Tech	P	3	1	2	0.0	0.0	0.0	0.0	0	0	0	0	0	0	0	0	0	0	0	0	0	0	0	0	0	L	28-49
11/02	Boston College	P	0	0	0	0.0	0.0	0.0	0.0	0	0	0	0	0	0	0	0	0	0	0	0	0	0	0	0	0	L	21-31
11/09	at Pittsburgh	P	0	0	0	0.0	0.0	0.0	0.0	0	0	0	0	0	0	0	0	0	0	0	0	0	0	0	0	0	L	22-52
11/16	Miami (FL)	P	0	0	0	0.0	0.0	0.0	0.0	0	0	0	0	0	0	0	0	0	0	0	0	0	0	0	0	0	L	14-38
11/22	Virginia	P	0	0	0	0.0	0.0	0.0	0.0	0	0	0	0	0	0	0	0	0	0	0	0	0	0	0	0	0	W	34-31+
11/30	Marshall	P	4	4	0	0.0	0.0	0.0	0.0	0	0	0	0	0	0	0	0	0	0	0	0	0	0	0	0	0	W	41-20
12/30	Cincinnati	P	1	0	1	0.0	0.0	0.0	0.0	0	0	0	0	0	0	0	0	0	0	0	0	0	0	0	0	0	L	31-35
2018 TOTALS		**13-0**	**13**	**8**	**5**	**0.0**	**0.0**	**0.0**	**0.0**	**1**	**0**	**0**	**0**	**0**	**0**	**0**	**0**	**0**	**0**	**0**	**0**	**0**	**0**	**0**	**0**	**6-7**	

+ - Overtime

COLLEGE 2019 GAME-BY-GAME STATISTICS (VIRGINIA TECH)

			TACKLES								INTERCEPTIONS					O. FUMB				ST					MISC			
DATE	OPPONENT	P/S	TK	S	A	SK	YDS	TFL	YDS	QBH	NO	YDS	LG	TD	PD	FF	FR	TD	YDS	TK	S	A	FF	FR	S	A	W/L	SCORE
08/31	at Boston College	S	5	3	2	0.0	0.0	0.0	0.0	0	0	0	0	0	0	0	0	0	0	0	0	0	0	0	0	0	L	28-35
09/07	Old Dominion	S	4	4	0	1.0	4.0	2.0	8.0	2	0	0	0	0	0	0	0	0	0	0	0	0	0	0	0	0	W	31-17
09/14	Furman	S	8	7	1	1.0	7.0	1.0	7.0	1	0	0	0	0	0	0	0	0	0	0	0	0	0	0	0	0	W	24-17
09/27	Duke	S	5	2	3	0.0	0.0	0.0	0.0	1	0	0	0	0	1	0	0	0	0	0	0	0	0	0	0	0	L	10-45
10/05	at Miami (FL)	S	5	4	1	1.0	13.0	1.0	13.0	0	0	0	0	0	3	1	0	0	0	0	0	0	0	0	0	0	W	42-35
10/12	Rhode Island	S	3	2	1	1.0	14.0	1.0	14.0	1	0	0	0	0	2	0	0	0	0	0	0	0	0	0	0	0	W	34-17
10/19	North Carolina	S	9	4	5	0.0	0.0	0.0	0.0	0	0	0	0	0	1	0	0	0	0	0	0	0	0	0	0	0	W	43-41
11/02	at Notre Dame	S	0	0	0	0.0	0.0	0.0	0.0	0	0	0	0	0	0	0	0	0	0	0	0	0	0	0	0	0	L	20-21
11/09	Wake Forest	S	2	1	1	1.0	13.0	1.5	13.0	0	0	0	0	0	0	0	0	0	0	0	0	0	0	0	0	0	W	36-17
11/16	at Georgia Tech	S	7	7	0	0.0	0.0	2.0	9.0	1	0	0	0	0	0	0	0	0	0	0	0	0	0	0	0	0	W	45-0
11/23	Pittsburgh	S	7	4	3	0.5	7.0	1.5	14.0	1	0	0	0	0	0	0	0	0	0	0	0	0	0	0	0	0	W	28-0
11/29	at Virginia	S	7	3	4	0.0	0.0	0.0	0.0	0	1	16	16	0	1	0	0	0	0	0	0	0	0	0	0	0	L	30-39
12/31	at Kentucky	S	6	4	2	0.0	0.0	0.0	0.0	0	0	0	0	0	0	0	0	0	0	0	0	0	0	0	0	0	L	30-37
2019 TOTALS		**13-13**	**68**	**45**	**23**	**5.5**	**58.0**	**10.0**	**78.0**	**7**	**1**	**16**	**16**	**0**	**8**	**1**	**0**	**0**	**0**	**0**	**0**	**0**	**0**	**0**	**0**	**8-5**	

COLLEGE 2020 GAME-BY-GAME STATISTICS (VIRGINIA TECH)

			TACKLES								INTERCEPTIONS					O. FUMB				ST					MISC			
DATE	OPPONENT	P/S	TK	S	A	SK	YDS	TFL	YDS	QBH	NO	YDS	LG	TD	PD	FF	FR	TD	YDS	TK	S	A	FF	FR	S	A	W/L	SCORE
09/26	NC State	S	6	5	1	0.0	0.0	1.0	1.0	0	0	0	0	0	0	0	0	0	0	0	0	0	0	0	0	0	W	45-24
10/03	at Duke	S	8	7	1	0.0	0.0	0.0	0.0	0	0	0	0	0	0	0	0	0	0	0	0	0	0	0	0	0	W	38-31
10/10	at North Carolina	S	4	1	3	0.0	0.0	0.0	0.0	0	0	0	0	0	0	0	0	0	0	0	0	0	0	0	0	0	L	45-56
10/17	Boston College	S	11	5	6	0.0	0.0	0.5	0.0	1	0	0	0	0	1	1	0	0	0	0	0	0	0	0	0	0	W	40-14
10/24	at Wake Forest	S	10	8	2	0.0	0.0	1.0	3.0	0	0	0	0	0	0	0	0	0	0	0	0	0	0	0	0	0	L	16-23
10/31	at Louisville	S	9	8	1	0.0	0.0	0.0	0.0	0	1	1	1	0	1	0	0	0	0	0	0	0	0	0	0	0	W	42-35
11/07	Liberty	S	10	9	1	0.0	0.0	0.0	0.0	0	0	0	0	0	0	0	0	0	0	0	0	0	0	0	0	0	L	35-38
11/14	Miami (FL)	S	5	5	0	0.0	0.0	0.0	0.0	1	0	0	0	0	0	0	0	0	0	0	0	0	0	0	0	0	L	24-25
11/21	at Pittsburgh	S	7	6	1	0.0	0.0	1.0	4.0	2	1	3	3	0	0	0	0	0	0	0	0	0	0	0	0	0	L	14-47
12/05	Clemson	S	6	3	3	0.0	0.0	0.0	0.0	0	0	0	0	0	0	0	0	0	0	0	0	0	0	0	0	0	L	10-45
12/12	Virginia	S	5	3	2	0.0	0.0	0.0	0.0	0	0	0	0	0	2	0	0	0	0	0	0	0	0	0	0	0	W	33-15
2020 TOTALS		**11-11**	**81**	**60**	**21**	**0.0**	**0.0**	**3.5**	**8.0**	**4**	**2**	**4**	**3**	**0**	**4**	**1**	**0**	**0**	**0**	**0**	**0**	**0**	**0**	**0**	**0**	**5-6**	

COLLEGE 2021 GAME-BY-GAME STATISTICS (VIRGINIA TECH)

			TACKLES								INTERCEPTIONS					O. FUMB				ST					MISC			
DATE	OPPONENT	P/S	TK	S	A	SK	YDS	TFL	YDS	QBH	NO	YDS	LG	TD	PD	FF	FR	TD	YDS	TK	S	A	FF	FR	S	A	W/L	SCORE
09/03	North Carolina	S	8	6	2	0.0	0.0	0.0	0.0	0	1	0	0	0	0	0	0	0	0	0	0	0	0	0	0	0	W	17-10
09/11	Middle Tenn.	S	5	3	2	1.0	10.0	2.0	12.0	0	0	0	0	0	0	1	0	0	0	0	0	0	0	0	0	0	W	35-14
09/18	at West Virginia	S	2	2	0	0.0	0.0	1.0	1.0	0	0	0	0	0	1	1	0	0	0	0	0	0	0	0	0	0	L	21-27
09/25	Richmond	S	7	2	5	0.0	0.0	0.5	0.0	0	0	0	0	0	0	0	0	0	0	0	0	0	0	0	0	0	W	21-10
10/09	Notre Dame	S	8	4	4	0.0	0.0	0.0	0.0	0	0	0	0	0	0	0	0	0	0	0	0	0	0	0	0	0	L	29-32
10/16	Pittsburgh	S	8	5	3	0.0	0.0	0.0	0.0	0	0	0	0	0	2	0	0	0	0	0	0	0	0	0	0	0	L	7-28
10/23	Syracuse	S	8	7	1	0.0	0.0	0.0	0.0	0	0	0	0	0	0	0	0	0	0	0	0	0	0	0	0	0	L	36-41
10/30	at Georgia Tech	S	4	1	3	0.0	0.0	0.0	0.0	0	0	0	0	0	0	0	0	0	0	0	0	0	0	0	0	0	W	26-17
11/05	at Boston College	S	9	7	2	0.0	0.0	0.0	0.0	0	0	0	0	0	0	0	0	0	0	0	0	0	0	0	0	0	L	3-17
11/13	Duke	S	6	3	3	1.0	5.0	1.0	5.0	0	0	0	0	0	0	0	0	0	0	0	0	0	0	0	0	0	W	48-17
11/20	at Miami (FL)	S	11	9	2	0.0	0.0	1.0	2.0	0	0	0	0	0	1	0	0	0	0	0	0	0	0	0	0	0	L	26-38
11/27	at Virginia	S	6	4	2	0.0	0.0	0.0	0.0	0	0	0	0	0	1	0	0	0	0	0	0	0	0	0	0	0	W	29-24
12/29	Maryland	S	4	4	0	0.0	0.0	0.0	0.0	1	0	0	0	0	0	0	0	0	0	0	0	0	0	0	0	0	L	10-54
2021 TOTALS		**13-13**	**86**	**57**	**29**	**2.0**	**15.0**	**5.5**	**20.0**	**1**	**1**	**0**	**0**	**0**	**5**	**2**	**0**	**0**	**0**	**0**	**0**	**0**	**0**	**0**	**0**	**6-7**	

COLLEGE 2022 GAME-BY-GAME STATISTICS (VIRGINIA TECH)

			TACKLES								INTERCEPTIONS					O. FUMB				ST					MISC			
DATE	OPPONENT	P/S	TK	S	A	SK	YDS	TFL	YDS	QBH	NO	YDS	LG	TD	PD	FF	FR	TD	YDS	TK	S	A	FF	FR	S	A	W/L	SCORE
09/02	at Old Dominion	S	8	3	5	0.0	0.0	1.0	2.0	0	0	0	0	0	0	0	0	0	0	0	0	0	0	0	0	0	L	17-20
09/10	Boston College	S	5	3	2	0.0	0.0	0.0	0.0	0	0	0	0	0	0	0	0	0	0	0	0	0	0	0	0	0	W	27-10
09/17	Wofford	S	6	4	2	0.0	0.0	0.0	0.0	0	0	0	0	0	0	0	0	0	0	0	0	0	0	0	0	0	W	27-7
09/22	West Virginia	S	11	4	7	0.0	0.0	0.0	0.0	0	0	0	0	0	0	0	0	0	0	0	0	0	0	0	0	0	L	10-33
10/01	at North Carolina	S	5	4	1	0.0	0.0	0.0	0.0	0	0	0	0	0	0	0	0	0	0	0	0	0	0	0	0	0	L	10-41
10/08	at Pittsburgh	S	7	5	2	0.0	0.0	0.0	0.0	0	0	0	0	0	1	0	0	0	0	0	0	0	0	0	0	0	L	29-45
10/15	Miami (FL)	S	4	2	2	0.0	0.0	0.0	0.0	0	0	0	0	0	0	0	0	0	0	0	0	0	0	0	0	0	L	14-20
10/27	at NC State	S	7	5	2	0.0	0.0	1.0	2.0	0	0	0	0	0	0	0	0	0	0	0	0	0	0	0	0	0	L	21-22
11/05	Georgia Tech	S	4	2	2	0.0	0.0	0.0	0.0	0	0	0	0	0	1	0	0	0	0	0	0	0	0	0	0	0	L	27-28
11/12	at Duke	S	6	3	3	0.0	0.0	0.0	0.0	0	0	0	0	0	0	0	0	0	0	0	0	0	0	0	0	0	L	7-24
11/19	at Liberty	S	4	3	1	0.0	0.0	0.0	0.0	0	0	0	0	0	0	0	0	0	0	0	0	0	0	0	0	0	W	23-22
2022 TOTALS		**11-11**	**67**	**38**	**29**	**0.0**	**0.0**	**2.0**	**4.0**	**0**	**0**	**0**	**0**	**0**	**2**	**0**	**0**	**0**	**0**	**0**	**0**	**0**	**0**	**0**	**0**	**3-8**	

BRYAN COOK

SAFETY #6

CINCINNATI

4TH YEAR IN THE NFL

4TH YEAR WITH THE CHIEFS

HEIGHT:	6'1"
WEIGHT:	206 LBS
HOW ACQUIRED:	D2B-22
BIRTHDAY:	9/7/99

- Cook enters his fourth season with the Chiefs in 2025.
- Originally entered the NFL as the second of two second-round picks (62nd overall) by the Kansas City Chiefs in the 2022 NFL Draft.

Transactions:

Originally entered the NFL the second of two second-round picks (62nd overall) by the Kansas City Chiefs in the 2022 NFL Draft.

COLLEGE

Reese's Senior Bowl invitee who had a breakout senior campaign after UC became the first non-Power 5 school to play in the College Football Playoffs in 2020 ... All-AAC first-team selection in 2021 ... Played first two seasons at Howard (2017-18) before transferring back home to Cincinnati and sitting out the 2019 season per NCAA rules ... Totaled 93 tackles, including six for loss, with 13 pass breakups for Cincinnati ... Helped UC to rank first in the country in pass efficiency defense (103.37), second in passing yards allowed (169.2), third in interceptions (19) and fourth in opponent completion percentage (54.0) ... Collected CoSIDA Academic All-America second-team honors ... In 2020, he made two starts and played in all 10 games during his first full season at UC ... Totaled 26 tackles, including 19 solo stops, along with two pass break ups and a tackle for a loss ... In 2019, sat out 13 games due to NCAA transfer regulations ... Made his UC debut in the TicketSmarter Birmingham Bowl, recording a pair of tackles on special teams ... Named to the 2019 AAC All-Academic Team ... Played in 21 games at Howard University from 2017-18 ... Totaled 94 tackles, including 73 solo stops ... Also had 17 passes defended, five tackles for a loss, five interceptions with one returned for a 41-yard TD, two forced fumbles and a pair of fumble recoveries.

PERSONAL

- Prepped for coach Arvie Crouch at Mount Healthy High School.
- Earned Honorable Mention *Associated Press* All-Southwest District honors and first-team All-Southwest Ohio Conference accolades in 2016.
- Part of SWOC Championship teams in 2014 and 2015.
- Totaled 35 tackles, three interceptions, and a fumble recovery over nine games in 2016.
- On offense, had four receptions for 110 yards and three TDs.
- Totaled a season-best 10 stops and an interception at Harrison.
- Tabbed for the SWOC Sportsmanship Award in 2015.

BRYAN COOK'S NFL REGULAR SEASON DEFENSIVE STATISTICS

				TACKLES								INTERCEPTIONS					O. FUMB				ST					MISC	
DATE	TEAM	GP	GS	TK	S	A	TFL	YDS	SK	YDS	QBH	NO	YDS	LG	TD	PD	FF	FR	TD	YDS	TK	S	A	FF	FR	S	A
2022	Chiefs	16	1	27	19	8	1	5	1.0	5.0	2	0	0	0	0	2	0	0	0	0	6	3	3	0	0	0	0
2023	Chiefs	12	12	42	26	16	1	0	0.0	0.0	0	1	9	9	0	2	0	2	1	59	0	0	0	0	0	0	0
2024	Chiefs	17	17	77	54	23	1	3	0.0	0.0	0	2	0	0	0	5	0	0	0	0	1	1	0	0	0	0	0
2025	Chiefs	13	13	53	33	20	1	1	0.0	0.0	0	0	0	0	0	4	0	0	0	0	2	1	1	0	0	0	0
NFL TOTALS		**58**	**43**	**199**	**132**	**67**	**4**	**9**	**1.0**	**5.0**	**2**	**3**	**9**	**9**	**0**	**13**	**0**	**2**	**1**	**59**	**9**	**5**	**4**	**0**	**0**	**0**	**0**

BRYAN COOK'S NFL POSTSEASON DEFENSIVE STATISTICS

				TACKLES								INTERCEPTIONS					O. FUMB				ST					MISC	
DATE	TEAM	GP	GS	TK	S	A	TFL	YDS	SK	YDS	QBH	NO	YDS	LG	TD	PD	FF	FR	TD	YDS	TK	S	A	FF	FR	S	A
2022	Chiefs	3	0	6	6	0	0	0	0.0	0.0	0	0	0	0	0	1	0	0	0	0	0	0	0	0	0	0	0
2023	Chiefs	0	0	0	0	0	0	0	0.0	0.0	0	0	0	0	0	0	0	0	0	0	0	0	0	0	0	0	0
2024	Chiefs	3	3	11	11	0	0	0	0.0	0.0	0	1	0	0	0	1	0	0	0	0	2	0	2	0	0	0	0
NFL TOTALS		**6**	**3**	**17**	**17**	**0**	**0**	**0**	**0.0**	**0.0**	**0**	**1**	**0**	**0**	**0**	**2**	**0**	**0**	**0**	**0**	**2**	**0**	**2**	**0**	**0**	**0**	**0**

SINGLE-GAME HIGHS: DEFENSIVE

Total Tackles
8 at Buffalo, Nov 02, 2025
8 at Atlanta, Sep 22, 2024
7 vs. Detroit, Oct 12, 2025
7 at Carolina, Nov 24, 2024
...2 more at 7.

Solo Tackles
6 at Buffalo, Nov 02, 2025
6 at Atlanta, Sep 22, 2024
6 at Green Bay, Dec 03, 2023
5 vs. Detroit, Oct 12, 2025
...1 more at 5.

Passes Defensed
2 vs. New Orleans, Oct 07, 2024
1 vs. Indianapolis, Nov 23, 2025
1 at Buffalo, Nov 02, 2025
1 at N.Y. Giants, Sep 21, 2025
...8 more at 1.

Fumble Recoveries
1 vs. Detroit, Sep 07, 2023

Tackles For Loss
1 vs. Indianapolis, Nov 23, 2025
1 at Cleveland, Dec 15, 2024
1 at Minnesota, Oct 08, 2023
...1 more at 1.

Interceptions
1 at Cleveland, Dec 15, 2024
1 vs. New Orleans, Oct 07, 2024
1 vs. L.A. Chargers, Oct 22, 2023

Interception Return Yards
9 vs. L.A. Chargers, Oct 22, 2023

Special Teams Tackles
2 vs. Indianapolis, Nov 23, 2025
2 vs. Jacksonville, Nov 13, 2022
2 vs. Tennessee, Nov 06, 2022
1 vs. L.A. Chargers, Dec 08, 2024
...2 more at 1.

Longest Opp Fumble Return
59 vs. Miami, Nov 05, 2023

SINGLE-GAME HIGHS - POSTSEASON: DEFENSIVE

Total Tackles
5 vs. Houston, Jan 18, 2025
4 vs. Cincinnati, Jan 29, 2023
3 at Philadelphia, Feb 09, 2025
3 vs. Buffalo, Jan 26, 2025
1 at Philadelphia, Feb 12, 2023
...1 more at 1.

Solo Tackles
5 vs. Houston, Jan 18, 2025
4 vs. Cincinnati, Jan 29, 2023
3 at Philadelphia, Feb 09, 2025
3 vs. Buffalo, Jan 26, 2025
1 at Philadelphia, Feb 12, 2023
...1 more at 1.

Passes Defensed
1 at Philadelphia, Feb 09, 2025
1 vs. Cincinnati, Jan 29, 2023

Interceptions
1 at Philadelphia, Feb 09, 2025

Special Teams Tackles
1 at Philadelphia, Feb 09, 2025
1 vs. Houston, Jan 18, 2025

2022 GAME-BY-GAME REGULAR-SEASON STATISTICS (CHIEFS)

			TACKLES								INTERCEPTIONS					O. FUMB				ST					MISC			
DATE	OPPONENT	P/S	TK	S	A	SK	YDS	TFL	YDS	QBH	NO	YDS	LG	TD	PD	FF	FR	TD	YDS	TK	S	A	FF	FR	S	A	W/L	SCORE
09/11	at Cardinals	P	1	1	0	0.0	0.0	0	0	0	0	0	0	0	0	0	0	0	0	0	0	0	0	0	0	0	W	44-21
09/15	Chargers	P	1	1	0	0.0	0.0	0	0	0	0	0	0	0	0	0	0	0	0	0	0	0	0	0	0	0	W	27-24
09/25	at Colts	P	1	0	1	0.0	0.0	0	0	0	0	0	0	0	0	0	0	0	0	0	0	0	0	0	0	0	L	17-20
10/02	at Buccaneers	P	5	2	3	0.0	0.0	0	0	1	0	0	0	0	1	0	0	0	0	0	0	0	0	0	0	0	W	41-31
10/10	Raiders	P	2	0	2	0.0	0.0	0	0	0	0	0	0	0	0	0	0	0	0	0	0	0	0	0	0	0	W	30-29
10/16	Bills											INACTIVE															L	20-24
10/23	at 49ers	P	0	0	0	0.0	0.0	0	0	0	0	0	0	0	0	0	0	0	0	1	1	0	0	0	0	0	W	44-23
11/06	Titans	P	1	1	0	0.0	0.0	0	0	0	0	0	0	0	0	0	0	0	0	2	1	1	0	0	0	0	W	20-17+
11/13	Jaguars	P	2	2	0	0.0	0.0	0	0	0	0	0	0	0	0	0	0	0	0	2	1	1	0	0	0	0	W	27-17
11/20	at Chargers	P	3	3	0	0.0	0.0	0	0	0	0	0	0	0	0	0	0	0	0	0	0	0	0	0	0	0	W	30-27
11/27	Rams	S	2	2	0	1.0	5.0	1	5	0	0	0	0	0	0	0	0	0	0	0	0	0	0	0	0	0	W	26-10
12/04	at Bengals	P	0	0	0	0.0	0.0	0	0	0	0	0	0	0	0	0	0	0	0	0	0	0	0	0	0	0	L	24-27
12/11	at Broncos	P	1	1	0	0.0	0.0	0	0	0	0	0	0	0	0	0	0	0	0	1	0	1	0	0	0	0	W	34-28
12/18	at Texans	P	1	1	0	0.0	0.0	0	0	0	0	0	0	0	0	0	0	0	0	0	0	0	0	0	0	0	W	30-24+
12/24	Seahawks	P	4	3	1	0.0	0.0	0	0	1	0	0	0	0	0	0	0	0	0	0	0	0	0	0	0	0	W	24-10
01/01	Broncos	P	2	1	1	0.0	0.0	0	0	0	0	0	0	0	1	0	0	0	0	0	0	0	0	0	0	0	W	27-24
01/07	at Raiders	P	1	1	0	0.0	0.0	0	0	0	0	0	0	0	0	0	0	0	0	0	0	0	0	0	0	0	W	31-13
2022 TOTALS		**16-1**	**27**	**19**	**8**	**1.0**	**5.0**	**1**	**5**	**2**	**0**	**0**	**0**	**0**	**2**	**0**	**0**	**0**	**0**	**6**	**3**	**3**	**0**	**0**	**0**	**0**	**14-3**	

+ - Overtime

2023 GAME-BY-GAME REGULAR-SEASON STATISTICS (CHIEFS)

			TACKLES								INTERCEPTIONS					O. FUMB				ST					MISC			
DATE	OPPONENT	P/S	TK	S	A	SK	YDS	TFL	YDS	QBH	NO	YDS	LG	TD	PD	FF	FR	TD	YDS	TK	S	A	FF	FR	S	A	W/L	SCORE
09/07	Lions	S	7	4	3	0.0	0.0	0	0	0	0	0	0	0	0	0	1	0	0	0	0	0	0	0	0	0	L	20-21
09/17	at Jaguars	S	2	1	1	0.0	0.0	0	0	0	0	0	0	0	1	0	0	0	0	0	0	0	0	0	0	0	W	17-9
09/24	Bears	S	4	3	1	0.0	0.0	0	0	0	0	0	0	0	0	0	0	0	0	0	0	0	0	0	0	0	W	41-10
10/01	at Jets	S	2	1	1	0.0	0.0	0	0	0	0	0	0	0	0	0	0	0	0	0	0	0	0	0	0	0	W	23-20
10/08	at Vikings	S	3	2	1	0.0	0.0	1	0	0	0	0	0	0	0	0	1	0	0	0	0	0	0	0	0	0	W	27-20
10/12	Broncos	S	2	1	1	0.0	0.0	0	0	0	0	0	0	0	0	0	0	0	0	0	0	0	0	0	0	0	W	19-8
10/22	Chargers	S	5	3	2	0.0	0.0	0	0	0	1	9	9	0	1	0	0	0	0	0	0	0	0	0	0	0	W	31-17
10/29	at Broncos	S	2	1	1	0.0	0.0	0	0	0	0	0	0	0	0	0	0	0	0	0	0	0	0	0	0	0	L	9-24
11/05	Dolphins	S	4	2	2	0.0	0.0	0	0	0	0	0	0	0	0	0	0	1	59	0	0	0	0	0	0	0	W	21-14
11/20	Eagles	S	1	0	1	0.0	0.0	0	0	0	0	0	0	0	0	0	0	0	0	0	0	0	0	0	0	0	L	17-21
11/26	at Raiders	S	3	2	1	0.0	0.0	0	0	0	0	0	0	0	0	0	0	0	0	0	0	0	0	0	0	0	W	31-17
12/03	at Packers	S	7	6	1	0.0	0.0	0	0	0	0	0	0	0	0	0	0	0	0	0	0	0	0	0	0	0	L	19-27
12/10	Bills										RESERVE/INJURED																L	17-20
12/17	at Patriots										RESERVE/INJURED																W	27-17
12/25	Raiders										RESERVE/INJURED																L	14-20
12/31	Bengals										RESERVE/INJURED																W	25-17
01/07	at Chargers										RESERVE/INJURED																W	13-12
2023 TOTALS		**12-12**	**42**	**26**	**16**	**0.0**	**0.0**	**1**	**0**	**0**	**1**	**9**	**9**	**0**	**2**	**0**	**2**	**1**	**59**	**0**	**0**	**0**	**0**	**0**	**0**	**0**	**11-6**	

2024 GAME-BY-GAME REGULAR-SEASON STATISTICS (CHIEFS)

			TACKLES								INTERCEPTIONS					O. FUMB				ST					MISC			
DATE	OPPONENT	P/S	TK	S	A	SK	YDS	TFL	YDS	QBH	NO	YDS	LG	TD	PD	FF	FR	TD	YDS	TK	S	A	FF	FR	S	A	W/L	SCORE
09/05	Ravens	S	6	5	1	0.0	0.0	0	0	0	0	0	0	0	0	0	0	0	0	0	0	0	0	0	0	0	W	27-20
09/15	Bengals	S	5	4	1	0.0	0.0	0	0	0	0	0	0	0	1	0	0	0	0	0	0	0	0	0	0	0	W	26-25
09/22	at Falcons	S	8	6	2	0.0	0.0	0	0	0	0	0	0	0	1	0	0	0	0	0	0	0	0	0	0	0	W	22-17
09/29	at Chargers	S	5	4	1	0.0	0.0	0	0	0	0	0	0	0	0	0	0	0	0	0	0	0	0	0	0	0	W	17-10
10/07	Saints	S	2	2	0	0.0	0.0	0	0	0	1	0	0	0	2	0	0	0	0	0	0	0	0	0	0	0	W	26-13
10/20	at 49ers	S	4	3	1	0.0	0.0	0	0	0	0	0	0	0	0	0	0	0	0	0	0	0	0	0	0	0	W	28-18
10/27	at Raiders	S	3	3	0	0.0	0.0	0	0	0	0	0	0	0	0	0	0	0	0	0	0	0	0	0	0	0	W	27-20
11/04	Buccaneers	S	6	4	2	0.0	0.0	0	0	0	0	0	0	0	0	0	0	0	0	0	0	0	0	0	0	0	W	30-24+
11/10	Broncos	S	4	2	2	0.0	0.0	0	0	0	0	0	0	0	0	0	0	0	0	0	0	0	0	0	0	0	W	16-14
11/17	at Bills	S	4	3	1	0.0	0.0	0	0	0	0	0	0	0	0	0	0	0	0	0	0	0	0	0	0	0	L	21-30
11/24	at Panthers	S	7	3	4	0.0	0.0	0	0	0	0	0	0	0	0	0	0	0	0	0	0	0	0	0	0	0	W	30-27
11/29	Raiders	S	6	4	2	0.0	0.0	0	0	0	0	0	0	0	0	0	0	0	0	0	0	0	0	0	0	0	W	19-17
12/08	Chargers	S	3	1	2	0.0	0.0	0	0	0	0	0	0	0	0	0	0	0	0	1	1	0	0	0	0	0	W	19-17
12/15	at Browns	S	3	3	0	0.0	0.0	1	3	0	1	0	0	0	1	0	0	0	0	0	0	0	0	0	0	0	W	21-7
12/21	Texans	S	3	3	0	0.0	0.0	0	0	0	0	0	0	0	0	0	0	0	0	0	0	0	0	0	0	0	W	27-19
12/25	at Steelers	S	3	1	2	0.0	0.0	0	0	0	0	0	0	0	0	0	0	0	0	0	0	0	0	0	0	0	W	29-10
01/05	at Broncos	S	5	3	2	0.0	0.0	0	0	0	0	0	0	0	0	0	0	0	0	0	0	0	0	0	0	0	L	0-38
2024 TOTALS		**17-17**	**77**	**54**	**23**	**0.0**	**0.0**	**1**	**3**	**0**	**2**	**0**	**0**	**0**	**5**	**0**	**0**	**0**	**0**	**1**	**1**	**0**	**0**	**0**	**0**	**0**	**15-2**	

+ - Overtime

2025 GAME-BY-GAME REGULAR-SEASON STATISTICS (CHIEFS)

			TACKLES								INTERCEPTIONS					O. FUMB				ST					MISC			
DATE	OPPONENT	P/S	TK	S	A	SK	YDS	TFL	YDS	QBH	NO	YDS	LG	TD	PD	FF	FR	TD	YDS	TK	S	A	FF	FR	S	A	W/L	SCORE
09/05	at Chargers	S	3	2	1	0.0	0.0	0	0	0	0	0	0	0	0	0	0	0	0	0	0	0	0	0	0	0	L	21-27
09/14	Eagles	S	4	4	0	0.0	0.0	0	0	0	0	0	0	0	1	0	0	0	0	0	0	0	0	0	0	0	L	17-20
09/21	at Giants	S	2	0	2	0.0	0.0	0	0	0	0	0	0	0	1	0	0	0	0	0	0	0	0	0	0	0	W	22-9
09/28	Ravens	S	3	3	0	0.0	0.0	0	0	0	0	0	0	0	0	0	0	0	0	0	0	0	0	0	0	0	W	37-20
10/06	at Jaguars	S	6	3	3	0.0	0.0	0	0	0	0	0	0	0	0	0	0	0	0	0	0	0	0	0	0	0	L	28-31
10/12	Lions	S	7	5	2	0.0	0.0	0	0	0	0	0	0	0	0	0	0	0	0	0	0	0	0	0	0	0	W	30-17
10/19	Raiders	S	0	0	0	0.0	0.0	0	0	0	0	0	0	0	0	0	0	0	0	0	0	0	0	0	0	0	W	31-0
10/27	Commanders	S	3	1	2	0.0	0.0	0	0	0	0	0	0	0	0	0	0	0	0	0	0	0	0	0	0	0	W	28-7
11/02	at Bills	S	8	6	2	0.0	0.0	0	0	0	0	0	0	0	1	0	0	0	0	0	0	0	0	0	0	0	L	21-28
11/16	at Broncos	S	5	4	1	0.0	0.0	0	0	0	0	0	0	0	0	0	0	0	0	0	0	0	0	0	0	0	L	19-22
11/23	Colts	S	6	4	2	0.0	0.0	1	1	0	0	0	0	0	1	0	0	0	0	2	1	1	0	0	0	0	W	23-20+
11/27	at Cowboys	S	1	0	1	0.0	0.0	0	0	0	0	0	0	0	0	0	0	0	0	0	0	0	0	0	0	0	L	28-31
12/07	Texans	S	5	1	4	0.0	0.0	0	0	0	0	0	0	0	0	0	0	0	0	0	0	0	0	0	0	0	L	10-20
2025 TOTALS		**13-13**	**53**	**33**	**20**	**0.0**	**0.0**	**1**	**1**	**0**	**0**	**0**	**0**	**0**	**4**	**0**	**0**	**0**	**0**	**2**	**1**	**1**	**0**	**0**	**0**	**0**	**6-7**	

+ - Overtime

2022 GAME-BY-GAME POSTSEASON STATISTICS (CHIEFS)

			TACKLES								INTERCEPTIONS					O. FUMB				ST					MISC			
DATE	OPPONENT	P/S	TK	S	A	SK	YDS	TFL	YDS	QBH	NO	YDS	LG	TD	PD	FF	FR	TD	YDS	TK	S	A	FF	FR	S	A	W/L	SCORE
01/21	Jaguars	P	1	1	0	0.0	0.0	0	0	0	0	0	0	0	0	0	0	0	0	0	0	0	0	0	0	0	W	27-20
01/29	Bengals	P	4	4	0	0.0	0.0	0	0	0	0	0	0	0	1	0	0	0	0	0	0	0	0	0	0	0	W	23-20
02/12	at Eagles	P	1	1	0	0.0	0.0	0	0	0	0	0	0	0	0	0	0	0	0	0	0	0	0	0	0	0	W	38-35
2022 TOTALS		**3-0**	**6**	**6**	**0**	**0.0**	**0.0**	**0**	**0**	**0**	**0**	**0**	**0**	**0**	**1**	**0**	**0**	**0**	**0**	**0**	**0**	**0**	**0**	**0**	**0**	**0**	**3-0**	

2023 GAME-BY-GAME POSTSEASON STATISTICS (CHIEFS)

			TACKLES								INTERCEPTIONS					O. FUMB				ST					MISC			
DATE	OPPONENT	P/S	TK	S	A	SK	YDS	TFL	YDS	QBH	NO	YDS	LG	TD	PD	FF	FR	TD	YDS	TK	S	A	FF	FR	S	A	W/L	SCORE
01/13	Dolphins										RESERVE/INJURED																W	26-7
01/21	at Bills										RESERVE/INJURED																W	27-24
01/28	at Ravens										RESERVE/INJURED																W	17-10
02/11	49ers										RESERVE/INJURED																W	25-22+
2023 TOTALS			**0**	**0**	**0**	**0.0**	**0.0**	**0**	**0**	**0**	**0**	**0**	**0**	**0**	**0**	**0**	**0**	**0**	**0**	**0**	**0**	**0**	**0**	**0**	**0**	**0**	**4-0**	

+ - Overtime

2024 GAME-BY-GAME POSTSEASON STATISTICS (CHIEFS)

			TACKLES								INTERCEPTIONS					O. FUMB				ST					MISC			
DATE	OPPONENT	P/S	TK	S	A	SK	YDS	TFL	YDS	QBH	NO	YDS	LG	TD	PD	FF	FR	TD	YDS	TK	S	A	FF	FR	S	A	W/L	SCORE
01/18	Texans	S	5	5	0	0.0	0.0	0	0	0	0	0	0	0	0	0	0	0	0	1	0	1	0	0	0	0	W	23-14
01/26	Bills	S	3	3	0	0.0	0.0	0	0	0	0	0	0	0	0	0	0	0	0	0	0	0	0	0	0	0	W	32-29
02/09	at Eagles	S	3	3	0	0.0	0.0	0	0	0	1	0	0	0	1	0	0	0	0	1	0	1	0	0	0	0	L	22-40
2024 TOTALS		**3-3**	**11**	**11**	**0**	**0.0**	**0.0**	**0**	**0**	**0**	**1**	**0**	**0**	**0**	**1**	**0**	**0**	**0**	**0**	**2**	**0**	**2**	**0**	**0**	**0**	**0**	**2-1**	

BRYAN COOK'S COLLEGE DEFENSIVE STATISTICS

				TACKLES								INTERCEPTIONS					O. FUMB				ST					MISC	
DATE	TEAM	GP	GS	TK	S	A	TFL	YDS	SK	YDS	QBH	NO	YDS	LG	TD	PD	FF	FR	TD	YDS	TK	S	A	FF	FR	S	A
2017	Howard	11	10	36	28	8	1.0	3.0	0.0	0.0	0	4	22	12	0	5	1	1	0	0	0	0	0	0	0	0	0
2018	Howard	10	10	61	43	18	4.0	8.0	0.0	0.0	0	1	41	41	1	8	1	1	0	0	0	0	0	0	0	0	0
2019	Cincinnati	1	0	2	2	0	0.0	0.0	0.0	0.0	0	0	0	0	0	0	0	0	0	0	0	0	0	0	0	0	0
2020	Cincinnati	10	2	26	19	7	1.0	1.0	0.0	0.0	0	0	0	0	0	2	0	0	0	0	0	0	0	0	0	0	0
2021	Cincinnati	14	14	93	55	38	5.5	11.0	1.0	2.0	0	2	0	0	0	9	0	0	0	0	0	0	0	0	0	0	0
TOTALS		**46**	**36**	**218**	**147**	**71**	**11.5**	**23.0**	**1.0**	**2.0**	**0**	**7**	**63**	**41**	**1**	**24**	**2**	**2**	**0**	**0**	**0**	**0**	**0**	**0**	**0**	**0**	**0**

COLLEGE 2017 GAME-BY-GAME STATISTICS (HOWARD)

			TACKLES								INTERCEPTIONS					O. FUMB				ST					MISC			
DATE	OPPONENT	P/S	TK	S	A	SK	YDS	TFL	YDS	QBH	NO	YDS	LG	TD	PD	FF	FR	TD	YDS	TK	S	A	FF	FR	S	A	W/L	SCORE
09/02	at UNLV	S	3	1	2	0.0	0.0	0.0	0.0	0	0	0	0	0	0	0	0	0	0	0	0	0	0	0	0	0	W	43-40
09/09	at Kent St.	S	2	1	1	0.0	0.0	0.0	0.0	0	0	0	0	0	1	1	0	0	0	0	0	0	0	0	0	0	L	31-38
09/16	at Richmond	P	7	5	2	0.0	0.0	0.0	0.0	0	0	0	0	0	0	0	0	0	0	0	0	0	0	0	0	0	L	21-68
09/23	Bethune-Cookman	S	2	1	1	0.0	0.0	0.0	0.0	0	0	0	0	0	0	0	0	0	0	0	0	0	0	0	0	0	W	26-24
10/07	N.C. Central	S	1	1	0	0.0	0.0	0.0	0.0	0	0	0	0	0	0	0	0	0	0	0	0	0	0	0	0	0	L	7-13
10/14	at Delaware St.	S	4	3	1	0.0	0.0	1.0	3.0	0	0	0	0	0	1	0	0	0	0	0	0	0	0	0	0	0	W	52-23
10/21	Morgan St.	S	6	6	0	0.0	0.0	0.0	0.0	0	2	12	12	0	3	0	0	0	0	0	0	0	0	0	0	0	W	39-14
10/28	at South Carolina St.	S	2	2	0	0.0	0.0	0.0	0.0	0	0	0	0	0	0	0	1	0	0	0	0	0	0	0	0	0	W	28-20
11/04	at Florida A&M	S	4	3	1	0.0	0.0	0.0	0.0	0	0	0	0	0	0	0	0	0	0	0	0	0	0	0	0	0	W	37-26
11/11	Norfolk St.	S	3	3	0	0.0	0.0	0.0	0.0	0	2	10	10	0	0	0	0	0	0	0	0	0	0	0	0	0	W	28-24
11/18	at Hampton	S	2	2	0	0.0	0.0	0.0	0.0	0	0	0	0	0	0	0	0	0	0	0	0	0	0	0	0	0	L	17-20
2017 TOTALS		**11-10**	**36**	**28**	**8**	**0.0**	**0.0**	**1.0**	**3.0**	**0**	**4**	**22**	**12**	**0**	**5**	**1**	**1**	**0**	**0**	**0**	**0**	**0**	**0**	**0**	**0**	**0**	**7-4**	

COLLEGE 2018 GAME-BY-GAME STATISTICS (HOWARD)

			TACKLES								INTERCEPTIONS					O. FUMB				ST					MISC			
DATE	OPPONENT	P/S	TK	S	A	SK	YDS	TFL	YDS	QBH	NO	YDS	LG	TD	PD	FF	FR	TD	YDS	TK	S	A	FF	FR	S	A	W/L	SCORE
09/01	at Ohio	S	8	3	5	0.0	0.0	0.0	0.0	0	0	0	0	0	3	0	0	0	0	0	0	0	0	0	0	0	L	32-38
09/07	at Kent St.	S	8	7	1	0.0	0.0	2.0	3.0	0	0	0	0	0	0	0	0	0	0	0	0	0	0	0	0	0	L	14-54
09/22	at Bethune-Cookman	S	8	4	4	0.0	0.0	0.0	0.0	0	0	0	0	0	0	0	0	0	0	0	0	0	0	0	0	0	W	41-35
10/06	at N.C. Central	S	5	3	2	0.0	0.0	0.0	0.0	0	0	0	0	0	1	0	0	0	0	0	0	0	0	0	0	0	L	35-40
10/13	Delaware St.	S	5	4	1	0.0	0.0	0.0	0.0	0	0	0	0	0	1	0	0	0	0	0	0	0	0	0	0	0	W	55-13
10/20	at Morgan St.	S	3	3	0	0.0	0.0	0.0	0.0	0	1	41	41	1	1	1	1	0	0	0	0	0	0	0	0	0	W	35-26
10/27	South Carolina St.	S	8	7	1	0.0	0.0	1.0	4.0	0	0	0	0	0	0	0	0	0	0	0	0	0	0	0	0	0	L	21-27
11/03	Florida A&M	S	1	1	0	0.0	0.0	0.0	0.0	0	0	0	0	0	1	0	0	0	0	0	0	0	0	0	0	0	W	31-23
11/10	at Norfolk St.	S	10	7	3	0.0	0.0	1.0	1.0	0	0	0	0	0	0	0	0	0	0	0	0	0	0	0	0	0	L	17-29
11/17	Bryant	S	5	4	1	0.0	0.0	0.0	0.0	0	0	0	0	0	1	0	0	0	0	0	0	0	0	0	0	0	L	55-56
2018 TOTALS		**10-10**	**61**	**43**	**18**	**0.0**	**0.0**	**4.0**	**8.0**	**0**	**1**	**41**	**41**	**1**	**8**	**1**	**1**	**0**	**0**	**0**	**0**	**0**	**0**	**0**	**0**	**0**	**4-6**	

COLLEGE 2019 GAME-BY-GAME STATISTICS (CINCINNATI)

			TACKLES								INTERCEPTIONS					O. FUMB				ST					MISC			
DATE	OPPONENT	P/S	TK	S	A	SK	YDS	TFL	YDS	QBH	NO	YDS	LG	TD	PD	FF	FR	TD	YDS	TK	S	A	FF	FR	S	A	W/L	SCORE
01/02	Boston College	P	2	2	0	0.0	0.0	0.0	0.0	0	0	0	0	0	0	0	0	0	0	0	0	0	0	0	0	0	W	38-6
2019 TOTALS		**1-0**	**2**	**2**	**0**	**0.0**	**0.0**	**0.0**	**0.0**	**0**	**0**	**0**	**0**	**0**	**0**	**0**	**0**	**0**	**0**	**0**	**0**	**0**	**0**	**0**	**0**	**0**	**1-0**	

COLLEGE 2020 GAME-BY-GAME STATISTICS (CINCINNATI)

			TACKLES								INTERCEPTIONS					O. FUMB				ST					MISC			
DATE	OPPONENT	P/S	TK	S	A	SK	YDS	TFL	YDS	QBH	NO	YDS	LG	TD	PD	FF	FR	TD	YDS	TK	S	A	FF	FR	S	A	W/L	SCORE
09/19	Austin Peay	P	2	2	0	0.0	0.0	1.0	1.0	0	0	0	0	0	1	0	0	0	0	0	0	0	0	0	0	0	W	55-20
09/26	Army West Point	P	0	0	0	0.0	0.0	0.0	0.0	0	0	0	0	0	0	0	0	0	0	0	0	0	0	0	0	0	W	24-10
10/03	South Fla.	P	2	1	1	0.0	0.0	0.0	0.0	0	0	0	0	0	0	0	0	0	0	0	0	0	0	0	0	0	W	28-7
10/24	at SMU	S	0	0	0	0.0	0.0	0.0	0.0	0	0	0	0	0	0	0	0	0	0	0	0	0	0	0	0	0	W	42-13
10/31	Memphis	P	2	1	1	0.0	0.0	0.0	0.0	0	0	0	0	0	0	0	0	0	0	0	0	0	0	0	0	0	W	49-10
11/07	Houston	P	9	6	3	0.0	0.0	0.0	0.0	0	0	0	0	0	1	0	0	0	0	0	0	0	0	0	0	0	W	38-10
11/13	East Carolina	P	0	0	0	0.0	0.0	0.0	0.0	0	0	0	0	0	0	0	0	0	0	0	0	0	0	0	0	0	W	55-17
11/21	at UCF	P	0	0	0	0.0	0.0	0.0	0.0	0	0	0	0	0	0	0	0	0	0	0	0	0	0	0	0	0	W	36-33
12/19	Tulsa	P	4	2	2	0.0	0.0	0.0	0.0	0	0	0	0	0	0	0	0	0	0	0	0	0	0	0	0	0	W	27-24
01/01	Georgia	S	7	7	0	0.0	0.0	0.0	0.0	0	0	0	0	0	0	0	0	0	0	0	0	0	0	0	0	0	L	21-24
2020 TOTALS		**10-2**	**26**	**19**	**7**	**0.0**	**0.0**	**1.0**	**1.0**	**0**	**0**	**0**	**0**	**0**	**2**	**0**	**0**	**0**	**0**	**0**	**0**	**0**	**0**	**0**	**0**	**9-1**	

COLLEGE 2021 GAME-BY-GAME STATISTICS (CINCINNATI)

			TACKLES								INTERCEPTIONS					O. FUMB				ST					MISC			
DATE	OPPONENT	P/S	TK	S	A	SK	YDS	TFL	YDS	QBH	NO	YDS	LG	TD	PD	FF	FR	TD	YDS	TK	S	A	FF	FR	S	A	W/L	SCORE
09/04	Miami (OH)	S	3	1	2	0.0	0.0	0.0	0.0	0	0	0	0	0	1	0	0	0	0	0	0	0	0	0	0	0	W	49-14
09/11	Murray St.	S	3	3	0	0.0	0.0	0.0	0.0	0	0	0	0	0	1	0	0	0	0	0	0	0	0	0	0	0	W	42-7
09/18	at Indiana	S	6	5	1	0.0	0.0	0.0	0.0	0	1	0	0	0	0	0	0	0	0	0	0	0	0	0	0	0	W	38-24
10/02	at Notre Dame	S	4	3	1	0.0	0.0	0.0	0.0	0	0	0	0	0	1	0	0	0	0	0	0	0	0	0	0	0	W	24-13
10/08	Temple	S	6	4	2	1.0	2.0	1.0	2.0	0	0	0	0	0	0	0	0	0	0	0	0	0	0	0	0	0	W	52-3
10/16	UCF	S	8	4	4	0.0	0.0	1.5	7.0	0	0	0	0	0	1	0	0	0	0	0	0	0	0	0	0	0	W	56-21
10/23	at Navy	S	8	4	4	0.0	0.0	0.0	0.0	0	0	0	0	0	0	0	0	0	0	0	0	0	0	0	0	0	W	27-20
10/30	at Tulane	S	5	5	0	0.0	0.0	0.0	0.0	0	0	0	0	0	0	0	0	0	0	0	0	0	0	0	0	0	W	31-12
11/06	Tulsa	S	14	8	6	0.0	0.0	1.0	1.0	0	0	0	0	0	2	0	0	0	0	0	0	0	0	0	0	0	W	28-20
11/12	at South Fla.	S	7	5	2	0.0	0.0	1.0	1.0	0	0	0	0	0	0	0	0	0	0	0	0	0	0	0	0	0	W	45-28
11/20	SMU	S	6	2	4	0.0	0.0	0.0	0.0	0	0	0	0	0	0	0	0	0	0	0	0	0	0	0	0	0	W	48-14
11/25	at East Carolina	S	6	3	3	0.0	0.0	0.0	0.0	0	0	0	0	0	1	0	0	0	0	0	0	0	0	0	0	0	W	35-13
12/04	Houston	S	8	4	4	0.0	0.0	1.0	0.0	0	0	0	0	0	2	0	0	0	0	0	0	0	0	0	0	0	W	35-20
12/31	at Alabama	S	9	4	5	0.0	0.0	0.0	0.0	0	1	0	0	0	0	0	0	0	0	0	0	0	0	0	0	0	L	6-27
2021 TOTALS		**14-14**	**93**	**55**	**38**	**1.0**	**2.0**	**5.5**	**11.0**	**0**	**2**	**0**	**0**	**0**	**9**	**0**	**0**	**0**	**0**	**0**	**0**	**0**	**0**	**0**	**0**	**13-1**	

MIKE DANNA

DEFENSIVE END #51

MICHIGAN

22 23

6TH YEAR IN THE NFL

6TH YEAR WITH THE CHIEFS

HEIGHT:	6'2"
WEIGHT:	257 LBS
HOW ACQUIRED:	D5-20
BIRTHDAY:	12/1/97

- Danna enters his sixth season with the Chiefs in 2025.
- Originally entered the NFL as a fifth-round pick (177th overall) by the Kansas City Chiefs in the 2020 NFL Draft.

Transactions:
Re-signed with Kansas City (4/10/24) ... Originally entered the NFL as a fifth-round pick (177th overall) by the Kansas City Chiefs in the 2020 NFL Draft.

COLLEGE

Spent one season at Michigan (2019) where he appeared in all 13 games with one start along the defensive line making 38 tackles including three for loss, 3.0 sacks and one forced fumble to earn his first varsity letter at U-M ... Was on the watch list for the Hendricks Award ... Spent four seasons at Central Michigan (2015-18) where he appeared in 38 games (16 starts) tallying 151 tackles (92 solo), 28.0 tackles for loss, 15.0 sacks, one pass defensed, four forced fumbles and four fumble recoveries ... As a redshirt junior at Central Michigan earned the Chippewas' Herb Deromedi Most Valuable Player Award, was named to the 2018 Pro Football Focus All-American first-team as a lineman and was named to All-Mid-American Conference first-team defense ... Redshirted as a freshman in 2015.

PERSONAL

- Attended Warren De La Salle Collegiate High School where he was a two-year starter and varsity letterwinner in football.
- Led his team to the 2014 Division II state title.
- Set school records for tackles for loss (20) and sacks (10.0) in a single season in 2014.
- Also tallied 52 tackles in just nine games as a senior.
- Ranked No. 15 on the Detroit Free Press Fab 50 and the Detroit News Blue Chip list.
- Named to the Detroit Free Press, Detroit News and MLive Dream Teams in 2014.
- Earned All-State special mention from the *Associated Press* in 2014.
- Named to the 2014 Detroit News All-Metro East first-team.
- Selected first-team All-Macomb County by the Macomb Daily in 2014.
- Hometown: Detroit, Mich.

MIKE DANNA'S NFL REGULAR SEASON DEFENSIVE STATISTICS

				TACKLES								INTERCEPTIONS					O. FUMB				ST					MISC	
DATE	TEAM	GP	GS	TK	S	A	TFL	YDS	SK	YDS	QBH	NO	YDS	LG	TD	PD	FF	FR	TD	YDS	TK	S	A	FF	FR	S	A
2020	Chiefs	13	1	25	16	9	4	23	2.5	22.5	6	0	0	0	0	0	0	0	0	0	0	0	0	0	0	0	0
2021	Chiefs	17	6	26	11	15	3	14	3.0	14.0	10	0	0	0	0	1	2	0	0	0	0	0	0	0	0	0	0
2022	Chiefs	13	0	27	9	18	3	26	5.0	34.0	10	0	0	0	0	0	2	0	0	0	0	0	0	0	0	0	0
2023	Chiefs	16	16	50	32	18	7	33	6.5	34.0	13	0	0	0	0	3	0	0	0	0	0	0	0	0	0	0	0
2024	Chiefs	13	12	41	20	21	5	34	3.5	31.0	8	0	0	0	0	1	2	0	0	0	0	0	0	0	0	0	0
2025	Chiefs	11	10	16	6	10	2	11	1.0	10.0	4	1	10	10	0	1	0	0	0	0	0	0	0	0	0	0	0
NFL TOTALS		**83**	**45**	**185**	**94**	**91**	**24**	**141**	**21.5**	**145.5**	**51**	**1**	**10**	**10**	**0**	**6**	**6**	**0**	**0**	**0**	**0**	**0**	**0**	**0**	**0**	**0**	**0**

MIKE DANNA'S NFL POSTSEASON DEFENSIVE STATISTICS

				TACKLES								INTERCEPTIONS					O. FUMB				ST					MISC	
DATE	TEAM	GP	GS	TK	S	A	TFL	YDS	SK	YDS	QBH	NO	YDS	LG	TD	PD	FF	FR	TD	YDS	TK	S	A	FF	FR	S	A
2020	Chiefs	3	0	4	1	3	0	0	0.0	0.0	0	0	0	0	0	0	0	0	0	0	0	0	0	0	0	0	0
2021	Chiefs	3	0	3	3	0	1	3	1.0	3.0	3	0	0	0	0	0	0	0	0	0	0	0	0	0	0	0	0
2022	Chiefs	3	0	6	4	2	0	0	0.0	0.0	1	0	0	0	0	0	0	0	0	0	0	0	0	0	0	0	0
2023	Chiefs	4	4	7	3	4	0	0	0.0	0.0	2	0	0	0	0	0	0	0	0	0	0	0	0	0	0	0	0
2024	Chiefs	3	3	7	2	5	1	10	1.0	10.0	2	0	0	0	0	0	1	0	0	0	0	0	0	0	0	0	0
NFL TOTALS		**16**	**7**	**27**	**13**	**14**	**2**	**13**	**2.0**	**13.0**	**8**	**0**	**0**	**0**	**0**	**0**	**1**	**0**	**0**	**0**	**0**	**0**	**0**	**0**	**0**	**0**	**0**

SINGLE-GAME HIGHS: DEFENSIVE

Total Tackles 6 vs. L.A. Chargers, Oct 22, 2023
6 vs. Detroit, Sep 07, 2023
5 at Pittsburgh, Dec 25, 2024
4 at Cleveland, Dec 15, 2024
4 vs. Las Vegas, Nov 29, 2024
...14 more at 4.

Solo Tackles 4 at Carolina, Nov 24, 2024
4 vs. L.A. Chargers, Oct 22, 2023
4 vs. Detroit, Sep 07, 2023
...1 more at 4.

Sacks 2.0 at Pittsburgh, Dec 25, 2024
2.0 at Las Vegas, Jan 07, 2023
2.0 at L.A. Chargers, Nov 20, 2022
...1 more at 2.0.

Passes Defensed 1 vs. Washington, Oct 27, 2025
1 at Buffalo, Nov 17, 2024
1 vs. Las Vegas, Dec 25, 2023
...3 more at 1.

Forced Fumbles 2 at Las Vegas, Jan 07, 2023
1 at Carolina, Nov 24, 2024
1 at Washington, Oct 17, 2021
1 vs. L.A. Chargers, Sep 26, 2021

Tackles For Loss 3 at Pittsburgh, Dec 25, 2024
3 at Miami, Dec 13, 2020
2 at Denver, Oct 29, 2023
2 at L.A. Chargers, Nov 20, 2022
...1 more at 2.

Interceptions 1 vs. Washington, Oct 27, 2025

SINGLE-GAME HIGHS – POSTSEASON: DEFENSIVE

Total Tackles 5 vs. Cincinnati, Jan 29, 2023
4 vs. Buffalo, Jan 26, 2025
3 vs. San Francisco, Feb 11, 2024
2 vs. Houston, Jan 18, 2025
2 at Baltimore, Jan 28, 2024
...2 more at 2.

Solo Tackles 3 vs. Cincinnati, Jan 29, 2023
2 vs. Buffalo, Jan 26, 2025
2 vs. Cincinnati, Jan 30, 2022
1 vs. San Francisco, Feb 11, 2024
1 at Baltimore, Jan 28, 2024
...4 more at 1.

Sacks 1.0 vs. Pittsburgh, Jan 16, 2022

Tackles For Loss 1 vs. Pittsburgh, Jan 16, 2022

2020 GAME-BY-GAME REGULAR-SEASON STATISTICS (CHIEFS)

			TACKLES								INTERCEPTIONS					O. FUMB				ST					MISC			
DATE	OPPONENT	P/S	TK	S	A	SK	YDS	TFL	YDS	QBH	NO	YDS	LG	TD	PD	FF	FR	TD	YDS	TK	S	A	FF	FR	S	A	W/L	SCORE
09/10	Texans	P	3	3	0	0.0	0.0	0	0	0	0	0	0	0	0	0	0	0	0	0	0	0	0	0	0	0	W	34-20
09/20	at Chargers	P	3	1	2	1.0	14.0	1	14	1	0	0	0	0	0	0	0	0	0	0	0	0	0	0	0	0	W	23-20+
09/28	at Ravens	P	1	1	0	0.0	0.0	0	0	0	0	0	0	0	0	0	0	0	0	0	0	0	0	0	0	0	W	34-20
10/05	Patriots	P	0	0	0	0.0	0.0	0	0	0	0	0	0	0	0	0	0	0	0	0	0	0	0	0	0	0	W	26-10
10/11	Raiders										RESERVE/INJURED																L	32-40
10/19	at Bills										RESERVE/INJURED																W	26-17
10/25	at Broncos										RESERVE/INJURED																W	43-16
11/01	Jets	P	1	0	1	0.0	0.0	0	0	0	0	0	0	0	0	0	0	0	0	0	0	0	0	0	0	0	W	35-9
11/08	Panthers	P	1	1	0	0.0	0.0	0	0	2	0	0	0	0	0	0	0	0	0	0	0	0	0	0	0	0	W	33-31
11/22	at Raiders	P	3	2	1	0.0	0.0	0	0	0	0	0	0	0	0	0	0	0	0	0	0	0	0	0	0	0	W	35-31
11/29	at Buccaneers	P	3	0	3	0.5	1.5	0	0	1	0	0	0	0	0	0	0	0	0	0	0	0	0	0	0	0	W	27-24
12/06	Broncos	P	3	1	2	0.0	0.0	0	0	0	0	0	0	0	0	0	0	0	0	0	0	0	0	0	0	0	W	22-16
12/13	at Dolphins	P	4	4	0	1.0	7.0	3	9	1	0	0	0	0	0	0	0	0	0	0	0	0	0	0	0	0	W	33-27
12/20	at Saints	P	0	0	0	0.0	0.0	0	0	1	0	0	0	0	0	0	0	0	0	0	0	0	0	0	0	0	W	32-29
12/27	Falcons	P	1	1	0	0.0	0.0	0	0	0	0	0	0	0	0	0	0	0	0	0	0	0	0	0	0	0	W	17-14
01/03	Chargers	S	2	2	0	0.0	0.0	0	0	0	0	0	0	0	0	0	0	0	0	0	0	0	0	0	0	0	L	21-38
2020 TOTALS		**13-1**	**25**	**16**	**9**	**2.5**	**22.5**	**4**	**23**	**6**	**0**	**0**	**0**	**0**	**0**	**0**	**0**	**0**	**0**	**0**	**0**	**0**	**0**	**0**	**0**	**0**	**14-2**	

+ - Overtime

2021 GAME-BY-GAME REGULAR-SEASON STATISTICS (CHIEFS)

			TACKLES								INTERCEPTIONS					O. FUMB				ST					MISC			
DATE	OPPONENT	P/S	TK	S	A	SK	YDS	TFL	YDS	QBH	NO	YDS	LG	TD	PD	FF	FR	TD	YDS	TK	S	A	FF	FR	S	A	W/L	SCORE
09/12	Browns	S	3	1	2	0.0	0.0	0	0	1	0	0	0	0	0	0	0	0	0	0	0	0	0	0	0	0	W	33-29
09/19	at Ravens	P	0	0	0	0.0	0.0	0	0	0	0	0	0	0	0	0	0	0	0	0	0	0	0	0	0	0	L	35-36
09/26	Chargers	S	2	2	0	1.0	6.0	1	6	3	0	0	0	0	0	1	0	0	0	0	0	0	0	0	0	0	L	24-30
10/03	at Eagles	S	4	3	1	2.0	8.0	2	8	2	0	0	0	0	0	0	0	0	0	0	0	0	0	0	0	0	W	42-30
10/10	Bills	S	4	1	3	0.0	0.0	0	0	1	0	0	0	0	0	0	0	0	0	0	0	0	0	0	0	0	L	20-38
10/17	at Football Team	S	2	1	1	0.0	0.0	0	0	0	0	0	0	0	1	1	0	0	0	0	0	0	0	0	0	0	W	31-13
10/24	at Titans	P	1	0	1	0.0	0.0	0	0	0	0	0	0	0	0	0	0	0	0	0	0	0	0	0	0	0	L	3-27
11/01	Giants	P	0	0	0	0.0	0.0	0	0	0	0	0	0	0	0	0	0	0	0	0	0	0	0	0	0	0	W	20-17
11/07	Packers	S	2	1	1	0.0	0.0	0	0	0	0	0	0	0	0	0	0	0	0	0	0	0	0	0	0	0	W	13-7
11/14	at Raiders	P	2	1	1	0.0	0.0	0	0	0	0	0	0	0	0	0	0	0	0	0	0	0	0	0	0	0	W	41-14
11/21	Cowboys	P	0	0	0	0.0	0.0	0	0	0	0	0	0	0	0	0	0	0	0	0	0	0	0	0	0	0	W	19-9
12/05	Broncos	P	2	0	2	0.0	0.0	0	0	1	0	0	0	0	0	0	0	0	0	0	0	0	0	0	0	0	W	22-9
12/12	Raiders	P	1	1	0	0.0	0.0	0	0	1	0	0	0	0	0	0	0	0	0	0	0	0	0	0	0	0	W	48-9
12/16	at Chargers	P	1	0	1	0.0	0.0	0	0	0	0	0	0	0	0	0	0	0	0	0	0	0	0	0	0	0	W	34-28+
12/26	Steelers	P	1	0	1	0.0	0.0	0	0	0	0	0	0	0	0	0	0	0	0	0	0	0	0	0	0	0	W	36-10
01/02	at Bengals	P	0	0	0	0.0	0.0	0	0	1	0	0	0	0	0	0	0	0	0	0	0	0	0	0	0	0	L	31-34
01/08	at Broncos	P	1	0	1	0.0	0.0	0	0	0	0	0	0	0	0	0	0	0	0	0	0	0	0	0	0	0	W	28-24
2021 TOTALS		**17-6**	**26**	**11**	**15**	**3.0**	**14.0**	**3**	**14**	**10**	**0**	**0**	**0**	**0**	**1**	**2**	**0**	**0**	**0**	**0**	**0**	**0**	**0**	**0**	**0**	**12-5**	

+ - Overtime

2022 GAME-BY-GAME REGULAR-SEASON STATISTICS (CHIEFS)

			TACKLES								INTERCEPTIONS					O. FUMB				ST					MISC			
DATE	OPPONENT	P/S	TK	S	A	SK	YDS	TFL	YDS	QBH	NO	YDS	LG	TD	PD	FF	FR	TD	YDS	TK	S	A	FF	FR	S	A	W/L	SCORE
09/11	at Cardinals	P	2	0	2	0.0	0.0	0	0	0	0	0	0	0	0	0	0	0	0	0	0	0	0	0	0	0	W	44-21
09/15	Chargers	P	0	0	0	0.0	0.0	0	0	1	0	0	0	0	0	0	0	0	0	0	0	0	0	0	0	0	W	27-24
09/25	at Colts											INACTIVE															L	17-20
10/02	at Buccaneers											INACTIVE															W	41-31
10/10	Raiders											INACTIVE															W	30-29
10/16	Bills	P	0	0	0	0.0	0.0	0	0	0	0	0	0	0	0	0	0	0	0	0	0	0	0	0	0	0	L	20-24
10/23	at 49ers											INACTIVE															W	44-23
11/06	Titans	P	4	0	4	0.0	0.0	0	0	0	0	0	0	0	0	0	0	0	0	0	0	0	0	0	0	0	W	20-17+
11/13	Jaguars	P	3	1	2	0.0	0.0	0	0	0	0	0	0	0	0	0	0	0	0	0	0	0	0	0	0	0	W	27-17
11/20	at Chargers	P	4	3	1	2.0	17.0	2	17	2	0	0	0	0	0	0	0	0	0	0	0	0	0	0	0	0	W	30-27
11/27	Rams	P	4	1	3	0.0	0.0	0	0	2	0	0	0	0	0	0	0	0	0	0	0	0	0	0	0	0	W	26-10
12/04	at Bengals	P	0	0	0	0.0	0.0	0	0	0	0	0	0	0	0	0	0	0	0	0	0	0	0	0	0	0	L	24-27
12/11	at Broncos	P	3	1	2	1.0	9.0	1	9	1	0	0	0	0	0	0	0	0	0	0	0	0	0	0	0	0	W	34-28
12/18	at Texans	P	1	0	1	0.0	0.0	0	0	1	0	0	0	0	0	0	0	0	0	0	0	0	0	0	0	0	W	30-24+
12/24	Seahawks	P	3	1	2	0.0	0.0	0	0	0	0	0	0	0	0	0	0	0	0	0	0	0	0	0	0	0	W	24-10
01/01	Broncos	P	0	0	0	0.0	0.0	0	0	1	0	0	0	0	0	0	0	0	0	0	0	0	0	0	0	0	W	27-24
01/07	at Raiders	P	3	2	1	2.0	8.0	0	0	2	0	0	0	0	0	2	0	0	0	0	0	0	0	0	0	0	W	31-13
2022 TOTALS		**13-0**	**27**	**9**	**18**	**5.0**	**34.0**	**3**	**26**	**10**	**0**	**0**	**0**	**0**	**0**	**2**	**0**	**0**	**0**	**0**	**0**	**0**	**0**	**0**	**0**	**14-3**	

+ - Overtime

2023 GAME-BY-GAME REGULAR-SEASON STATISTICS (CHIEFS)

			TACKLES								INTERCEPTIONS					O. FUMB				ST					MISC			
DATE	OPPONENT	P/S	TK	S	A	SK	YDS	TFL	YDS	QBH	NO	YDS	LG	TD	PD	FF	FR	TD	YDS	TK	S	A	FF	FR	S	A	W/L	SCORE
09/07	Lions	S	6	4	2	1.0	3.0	1	3	1	0	0	0	0	1	0	0	0	0	0	0	0	0	0	0	0	L	20-21
09/17	at Jaguars	S	2	0	2	0.5	2.0	0	0	1	0	0	0	0	0	0	0	0	0	0	0	0	0	0	0	0	W	17-9
09/24	Bears	S	3	3	0	1.0	4.0	1	4	1	0	0	0	0	0	0	0	0	0	0	0	0	0	0	0	0	W	41-10
10/01	at Jets	S	4	2	2	0.0	0.0	0	0	0	0	0	0	0	1	0	0	0	0	0	0	0	0	0	0	0	W	23-20
10/08	at Vikings	S	3	2	1	1.0	10.0	1	10	2	0	0	0	0	0	0	0	0	0	0	0	0	0	0	0	0	W	27-20
10/12	Broncos	S	1	1	0	0.0	0.0	0	0	0	0	0	0	0	0	0	0	0	0	0	0	0	0	0	0	0	W	19-8
10/22	Chargers	S	6	4	2	1.0	6.0	1	6	1	0	0	0	0	0	0	0	0	0	0	0	0	0	0	0	0	W	31-17
10/29	at Broncos	S	3	3	0	1.0	5.0	2	6	2	0	0	0	0	0	0	0	0	0	0	0	0	0	0	0	0	L	9-24
11/05	Dolphins	S	2	1	1	0.0	0.0	0	0	0	0	0	0	0	0	0	0	0	0	0	0	0	0	0	0	0	W	21-14
11/20	Eagles	S	2	2	0	0.0	0.0	0	0	0	0	0	0	0	0	0	0	0	0	0	0	0	0	0	0	0	L	17-21
11/26	at Raiders	S	3	2	1	0.0	0.0	0	0	0	0	0	0	0	0	0	0	0	0	0	0	0	0	0	0	0	W	31-17
12/03	at Packers	S	4	3	1	1.0	4.0	1	4	1	0	0	0	0	0	0	0	0	0	0	0	0	0	0	0	0	L	19-27
12/10	Bills	S	4	1	3	0.0	0.0	0	0	2	0	0	0	0	0	0	0	0	0	0	0	0	0	0	0	0	L	17-20
12/17	at Patriots	S	3	1	2	0.0	0.0	0	0	0	0	0	0	0	0	0	0	0	0	0	0	0	0	0	0	0	W	27-17
12/25	Raiders	S	2	1	1	0.0	0.0	0	0	0	0	0	0	0	1	0	0	0	0	0	0	0	0	0	0	0	L	14-20
12/31	Bengals	S	2	2	0	0.0	0.0	0	0	2	0	0	0	0	0	0	0	0	0	0	0	0	0	0	0	0	W	25-17
01/07	at Chargers											INACTIVE															W	13-12
2023 TOTALS		**16-16**	**50**	**32**	**18**	**6.5**	**34.0**	**7**	**33**	**13**	**0**	**0**	**0**	**0**	**3**	**0**	**0**	**0**	**0**	**0**	**0**	**0**	**0**	**0**	**0**	**11-6**	

2024 GAME-BY-GAME REGULAR-SEASON STATISTICS (CHIEFS)

			TACKLES								INTERCEPTIONS					O. FUMB				ST					MISC			
DATE	OPPONENT	P/S	TK	S	A	SK	YDS	TFL	YDS	QBH	NO	YDS	LG	TD	PD	FF	FR	TD	YDS	TK	S	A	FF	FR	S	A	W/L	SCORE
09/05	Ravens	S	4	3	1	0.0	0.0	0	0	0	0	0	0	0	0	0	0	0	0	0	0	0	0	0	0	0	W	27-20
09/15	Bengals	S	4	2	2	0.5	0.0	1	2	1	0	0	0	0	0	0	0	0	0	0	0	0	0	0	0	0	W	26-25
09/22	at Falcons	S	4	3	1	0.0	0.0	0	0	1	0	0	0	0	0	0	0	0	0	0	0	0	0	0	0	0	W	22-17
09/29	at Chargers											INACTIVE															W	17-10
10/07	Saints	S	2	0	2	0.0	0.0	0	0	1	0	0	0	0	0	0	0	0	0	0	0	0	0	0	0	0	W	26-13
10/20	at 49ers											INACTIVE															W	28-18
10/27	at Raiders											INACTIVE															W	27-20
11/04	Buccaneers											INACTIVE															W	30-24+
11/10	Broncos	S	2	1	1	0.0	0.0	0	0	0	0	0	0	0	0	0	0	0	0	0	0	0	0	0	0	0	W	16-14
11/17	at Bills	S	4	1	3	0.0	0.0	0	0	0	0	0	0	0	1	0	0	0	0	0	0	0	0	0	0	0	L	21-30
11/24	at Panthers	S	4	4	0	1.0	14.0	1	14	1	0	0	0	0	0	1	0	0	0	0	0	0	0	0	0	0	W	30-27
11/29	Raiders	S	4	1	3	0.0	0.0	0	0	0	0	0	0	0	0	0	0	0	0	0	0	0	0	0	0	0	W	19-17
12/08	Chargers	S	3	1	2	0.0	0.0	0	0	0	0	0	0	0	0	0	0	0	0	0	0	0	0	0	0	0	W	19-17
12/15	at Browns	S	4	1	3	0.0	0.0	0	0	1	0	0	0	0	0	0	0	0	0	0	0	0	0	0	0	0	W	21-7
12/21	Texans	S	1	0	1	0.0	0.0	0	0	1	0	0	0	0	0	0	0	0	0	0	0	0	0	0	0	0	W	27-19
12/25	at Steelers	S	5	3	2	2.0	17.0	3	18	2	0	0	0	0	0	1	0	0	0	0	0	0	0	0	0	0	W	29-10
01/05	at Broncos	P	0	0	0	0.0	0.0	0	0	0	0	0	0	0	0	0	0	0	0	0	0	0	0	0	0	0	L	0-38
2024 TOTALS		**13-12**	**41**	**20**	**21**	**3.5**	**31.0**	**5**	**34**	**8**	**0**	**0**	**0**	**0**	**1**	**2**	**0**	**0**	**0**	**0**	**0**	**0**	**0**	**0**	**0**	**15-2**	

+ - Overtime

2025 GAME-BY-GAME REGULAR-SEASON STATISTICS (CHIEFS)

			TACKLES								INTERCEPTIONS					O. FUMB				ST					MISC			
DATE	OPPONENT	P/S	TK	S	A	SK	YDS	TFL	YDS	QBH	NO	YDS	LG	TD	PD	FF	FR	TD	YDS	TK	S	A	FF	FR	S	A	W/L	SCORE
09/05	at Chargers	S	2	1	1	0.0	0.0	1	1	0	0	0	0	0	0	0	0	0	0	0	0	0	0	0	0	0	L	21-27
09/14	Eagles	S	0	0	0	0.0	0.0	0	0	0	0	0	0	0	0	0	0	0	0	0	0	0	0	0	0	0	L	17-20
09/21	at Giants											INACTIVE															W	22-9
09/28	Ravens											INACTIVE															W	37-20
10/06	at Jaguars	S	2	0	2	0.0	0.0	0	0	0	0	0	0	0	0	0	0	0	0	0	0	0	0	0	0	0	L	28-31
10/12	Lions	S	2	1	1	0.0	0.0	0	0	1	0	0	0	0	0	0	0	0	0	0	0	0	0	0	0	0	W	30-17
10/19	Raiders	S	1	0	1	0.0	0.0	0	0	1	0	0	0	0	0	0	0	0	0	0	0	0	0	0	0	0	W	31-0
10/27	Commanders	S	3	1	2	1.0	10.0	1	10	1	1	10	10	0	1	0	0	0	0	0	0	0	0	0	0	0	W	28-7
11/02	at Bills	S	1	1	0	0.0	0.0	0	0	0	0	0	0	0	0	0	0	0	0	0	0	0	0	0	0	0	L	21-28
11/16	at Broncos	P	2	0	2	0.0	0.0	0	0	0	0	0	0	0	0	0	0	0	0	0	0	0	0	0	0	0	L	19-22
11/23	Colts	S	0	0	0	0.0	0.0	0	0	0	0	0	0	0	0	0	0	0	0	0	0	0	0	0	0	0	W	23-20+
11/27	at Cowboys	S	1	0	1	0.0	0.0	0	0	0	0	0	0	0	0	0	0	0	0	0	0	0	0	0	0	0	L	28-31
12/07	Texans	S	2	2	0	0.0	0.0	0	0	1	0	0	0	0	0	0	0	0	0	0	0	0	0	0	0	0	L	10-20
2025 TOTALS		**11-10**	**16**	**6**	**10**	**1.0**	**10.0**	**2**	**11**	**4**	**1**	**10**	**10**	**0**	**1**	**0**	**0**	**0**	**0**	**0**	**0**	**0**	**0**	**0**	**0**	**6-7**	

+ - Overtime

2020 GAME-BY-GAME POSTSEASON STATISTICS (CHIEFS)

			TACKLES								INTERCEPTIONS					O. FUMB				ST					MISC			
DATE	OPPONENT	P/S	TK	S	A	SK	YDS	TFL	YDS	QBH	NO	YDS	LG	TD	PD	FF	FR	TD	YDS	TK	S	A	FF	FR	S	A	W/L	SCORE
01/17	Browns	P	2	1	1	0.0	0.0	0	0	0	0	0	0	0	0	0	0	0	0	0	0	0	0	0	0	0	W	22-17
01/24	Bills	P	1	0	1	0.0	0.0	0	0	0	0	0	0	0	0	0	0	0	0	0	0	0	0	0	0	0	W	38-24
02/07	at Buccaneers	P	1	0	1	0.0	0.0	0	0	0	0	0	0	0	0	0	0	0	0	0	0	0	0	0	0	0	L	9-31
2020 TOTALS		**3-0**	**4**	**1**	**3**	**0.0**	**0.0**	**0**	**0**	**0**	**0**	**0**	**0**	**0**	**0**	**0**	**0**	**0**	**0**	**0**	**0**	**0**	**0**	**0**	**0**	**2-1**	

2021 GAME-BY-GAME POSTSEASON STATISTICS (CHIEFS)

			TACKLES								INTERCEPTIONS					O. FUMB				ST					MISC			
DATE	OPPONENT	P/S	TK	S	A	SK	YDS	TFL	YDS	QBH	NO	YDS	LG	TD	PD	FF	FR	TD	YDS	TK	S	A	FF	FR	S	A	W/L	SCORE
01/16	Steelers	P	1	1	0	1.0	3.0	1	3	2	0	0	0	0	0	0	0	0	0	0	0	0	0	0	0	0	W	42-21
01/23	Bills	P	0	0	0	0.0	0.0	0	0	0	0	0	0	0	0	0	0	0	0	0	0	0	0	0	0	0	W	42-36+
01/30	Bengals	P	2	2	0	0.0	0.0	0	0	1	0	0	0	0	0	0	0	0	0	0	0	0	0	0	0	0	L	24-27+
2021 TOTALS		**3-0**	**3**	**3**	**0**	**1.0**	**3.0**	**1**	**3**	**3**	**0**	**0**	**0**	**0**	**0**	**0**	**0**	**0**	**0**	**0**	**0**	**0**	**0**	**0**	**0**	**2-1**	

+ - Overtime

2022 GAME-BY-GAME POSTSEASON STATISTICS (CHIEFS)

			TACKLES								INTERCEPTIONS					O. FUMB				ST					MISC			
DATE	OPPONENT	P/S	TK	S	A	SK	YDS	TFL	YDS	QBH	NO	YDS	LG	TD	PD	FF	FR	TD	YDS	TK	S	A	FF	FR	S	A	W/L	SCORE
01/21	Jaguars	P	0	0	0	0.0	0.0	0	0	1	0	0	0	0	0	0	0	0	0	0	0	0	0	0	0	0	W	27-20
01/29	Bengals	P	5	3	2	0.0	0.0	0	0	0	0	0	0	0	0	0	0	0	0	0	0	0	0	0	0	0	W	23-20
02/12	at Eagles	P	1	1	0	0.0	0.0	0	0	0	0	0	0	0	0	0	0	0	0	0	0	0	0	0	0	0	W	38-35
2022 TOTALS		**3-0**	**6**	**4**	**2**	**0.0**	**0.0**	**0**	**0**	**1**	**0**	**0**	**0**	**0**	**0**	**0**	**0**	**0**	**0**	**0**	**0**	**0**	**0**	**0**	**0**	**3-0**	

2023 GAME-BY-GAME POSTSEASON STATISTICS (CHIEFS)

			TACKLES								INTERCEPTIONS					O. FUMB				ST					MISC			
DATE	OPPONENT	P/S	TK	S	A	SK	YDS	TFL	YDS	QBH	NO	YDS	LG	TD	PD	FF	FR	TD	YDS	TK	S	A	FF	FR	S	A	W/L	SCORE
01/13	Dolphins	S	1	0	1	0.0	0.0	0	0	0	0	0	0	0	0	0	0	0	0	0	0	0	0	0	0	0	W	26-7
01/21	at Bills	S	1	1	0	0.0	0.0	0	0	0	0	0	0	0	0	0	0	0	0	0	0	0	0	0	0	0	W	27-24
01/28	at Ravens	S	2	1	1	0.0	0.0	0	0	2	0	0	0	0	0	0	0	0	0	0	0	0	0	0	0	0	W	17-10
02/11	49ers	S	3	1	2	0.0	0.0	0	0	0	0	0	0	0	0	0	0	0	0	0	0	0	0	0	0	0	W	25-22+
2023 TOTALS		**4-4**	**7**	**3**	**4**	**0.0**	**0.0**	**0**	**0**	**2**	**0**	**0**	**0**	**0**	**0**	**0**	**0**	**0**	**0**	**0**	**0**	**0**	**0**	**0**	**0**	**4-0**	

+ - Overtime

2024 GAME-BY-GAME POSTSEASON STATISTICS (CHIEFS)

			TACKLES								INTERCEPTIONS					O. FUMB				ST					MISC			
DATE	OPPONENT	P/S	TK	S	A	SK	YDS	TFL	YDS	QBH	NO	YDS	LG	TD	PD	FF	FR	TD	YDS	TK	S	A	FF	FR	S	A	W/L	SCORE
01/18	Texans	S	2	0	2	0.0	0.0	0	0	0	0	0	0	0	0	0	0	0	0	0	0	0	0	0	0	0	W	23-14
01/26	Bills	S	4	2	2	1.0	10.0	1	10	2	0	0	0	0	0	1	0	0	0	0	0	0	0	0	0	0	W	32-29
02/09	at Eagles	S	1	0	1	0.0	0.0	0	0	0	0	0	0	0	0	0	0	0	0	0	0	0	0	0	0	0	L	22-40
2024 TOTALS		**3-3**	**7**	**2**	**5**	**1.0**	**10.0**	**1**	**10**	**2**	**0**	**0**	**0**	**0**	**0**	**1**	**0**	**0**	**0**	**0**	**0**	**0**	**0**	**0**	**0**	**2-1**	

MIKE DANNA'S COLLEGE DEFENSIVE STATISTICS

				TACKLES								INTERCEPTIONS					O. FUMB				ST					MISC	
DATE	TEAM	GP	GS	TK	S	A	TFL	YDS	SK	YDS	QBH	NO	YDS	LG	TD	PD	FF	FR	TD	YDS	TK	S	A	FF	FR	S	A
2016	Central Mich.	13	1	31	24	7	4.5	24.0	1.5	16.0	2	0	0	0	0	0	1	0	0	0	0	0	0	0	0	0	0
2017	Central Mich.	13	3	54	31	23	8.5	46.0	4.0	35.0	5	0	0	0	0	0	0	1	0	0	0	0	0	0	0	0	0
2018	Central Mich.	12	12	66	37	29	15.0	90.0	9.5	74.0	7	0	0	0	0	1	3	3	4	128	0	0	0	0	0	0	0
2019	Michigan	13	1	38	20	18	3.0	20.0	3.0	20.0	2	0	0	0	0	0	1	0	0	0	0	0	0	0	0	0	0
TOTALS		**51**	**17**	**189**	**112**	**77**	**31.0**	**180.0**	**18.0**	**145.0**	**16**	**0**	**0**	**0**	**0**	**1**	**5**	**4**	**4**	**128**	**0**	**0**	**0**	**0**	**0**	**0**	**0**

COLLEGE 2016 GAME-BY-GAME STATISTICS (CENTRAL MICH.)

			TACKLES								INTERCEPTIONS					O. FUMB				ST					MISC			
DATE	OPPONENT	P/S	TK	S	A	SK	YDS	TFL	YDS	QBH	NO	YDS	LG	TD	PD	FF	FR	TD	YDS	TK	S	A	FF	FR	S	A	W/L	SCORE
09/01	Presbyterian	P	2	2	0	1.0	10.0	2.0	13.0	0	0	0	0	0	0	0	0	0	0	0	0	0	0	0	0	0	W	49-3
09/10	at Oklahoma St.	P	0	0	0	0.0	0.0	0.0	0.0	0	0	0	0	0	0	0	0	0	0	0	0	0	0	0	0	0	W	30-27
09/17	UNLV	P	5	3	2	0.5	6.0	0.5	6.0	1	0	0	0	0	0	0	0	0	0	0	0	0	0	0	0	0	W	44-21
09/24	at Virginia	P	0	0	0	0.0	0.0	0.0	0.0	0	0	0	0	0	0	0	0	0	0	0	0	0	0	0	0	0	L	35-49
10/01	Western Mich.	P	3	3	0	0.0	0.0	0.0	0.0	0	0	0	0	0	0	0	0	0	0	0	0	0	0	0	0	0	L	10-49
10/08	Ball St.	P	2	2	0	0.0	0.0	0.0	0.0	0	0	0	0	0	0	0	0	0	0	0	0	0	0	0	0	0	W	24-21
10/15	at NIU	P	4	4	0	0.0	0.0	0.0	0.0	0	0	0	0	0	0	0	0	0	0	0	0	0	0	0	0	0	W	34-28+
10/22	at Toledo	S	4	3	1	0.0	0.0	0.0	0.0	0	0	0	0	0	0	0	0	0	0	0	0	0	0	0	0	0	L	17-31
10/29	Kent St.	P	3	3	0	0.0	0.0	1.0	2.0	0	0	0	0	0	0	1	0	0	0	0	0	0	0	0	0	0	L	24-27
11/04	at Miami (OH)	P	2	1	1	0.0	0.0	1.0	3.0	0	0	0	0	0	0	0	0	0	0	0	0	0	0	0	0	0	L	17-37
11/15	Ohio	P	0	0	0	0.0	0.0	0.0	0.0	0	0	0	0	0	0	0	0	0	0	0	0	0	0	0	0	0	W	27-20
11/22	at Eastern Mich.	P	2	0	2	0.0	0.0	0.0	0.0	1	0	0	0	0	0	0	0	0	0	0	0	0	0	0	0	0	L	21-26
12/19	at Tulsa	P	4	3	1	0.0	0.0	0.0	0.0	0	0	0	0	0	0	0	0	0	0	0	0	0	0	0	0	0	L	10-55
2016 TOTALS		**13-1**	**31**	**24**	**7**	**1.5**	**16.0**	**4.5**	**24.0**	**2**	**0**	**0**	**0**	**0**	**0**	**1**	**0**	**0**	**0**	**0**	**0**	**0**	**0**	**0**	**0**	**6-7**	

+ - Overtime

COLLEGE 2017 GAME-BY-GAME STATISTICS (CENTRAL MICH.)

			TACKLES								INTERCEPTIONS					O. FUMB				ST					MISC			
DATE	OPPONENT	P/S	TK	S	A	SK	YDS	TFL	YDS	QBH	NO	YDS	LG	TD	PD	FF	FR	TD	YDS	TK	S	A	FF	FR	S	A	W/L	SCORE
08/31	Rhode Island	P	1	1	0	0.0	0.0	0.0	0.0	2	0	0	0	0	0	0	0	0	0	0	0	0	0	0	0	0	W	30-27+
09/09	at Kansas	P	1	0	1	0.5	4.0	0.5	4.0	0	0	0	0	0	0	0	0	0	0	0	0	0	0	0	0	0	W	45-27
09/15	at Syracuse	P	10	4	6	0.0	0.0	1.5	4.0	1	0	0	0	0	0	0	0	0	0	0	0	0	0	0	0	0	L	17-41
09/23	Miami (OH)	P	1	1	0	0.0	0.0	0.0	0.0	0	0	0	0	0	0	0	0	0	0	0	0	0	0	0	0	0	L	14-31
09/30	at Boston College	S	6	2	4	0.0	0.0	2.0	6.0	0	0	0	0	0	0	0	0	0	0	0	0	0	0	0	0	0	L	8-28
10/07	at Ohio	P	3	1	2	0.0	0.0	0.0	0.0	1	0	0	0	0	0	0	1	0	0	0	0	0	0	0	0	0	W	26-23
10/14	Toledo	P	4	2	2	0.0	0.0	0.5	0.0	0	0	0	0	0	0	0	0	0	0	0	0	0	0	0	0	0	L	10-30
10/21	at Ball St.	P	9	4	5	2.0	12.0	2.5	13.0	1	0	0	0	0	0	0	0	0	0	0	0	0	0	0	0	0	W	56-9
11/01	at Western Mich.	S	6	5	1	0.0	0.0	0.0	0.0	0	0	0	0	0	0	0	0	0	0	0	0	0	0	0	0	0	W	35-28
11/08	Eastern Mich.	S	5	5	0	0.0	0.0	0.0	0.0	0	0	0	0	0	0	0	0	0	0	0	0	0	0	0	0	0	W	42-30
11/14	at Kent St.	P	4	4	0	0.0	0.0	0.0	0.0	0	0	0	0	0	0	0	0	0	0	0	0	0	0	0	0	0	W	42-23
11/24	NIU	P	2	2	0	1.0	14.0	1.0	14.0	0	0	0	0	0	0	0	0	0	0	0	0	0	0	0	0	0	W	31-24
12/22	at Wyoming	P	2	0	2	0.5	5.0	0.5	5.0	0	0	0	0	0	0	0	0	0	0	0	0	0	0	0	0	0	L	14-37
2017 TOTALS		**13-3**	**54**	**31**	**23**	**4.0**	**35.0**	**8.5**	**46.0**	**5**	**0**	**0**	**0**	**0**	**0**	**0**	**1**	**0**	**0**	**0**	**0**	**0**	**0**	**0**	**0**	**8-5**	

+ - Overtime

COLLEGE 2018 GAME-BY-GAME STATISTICS (CENTRAL MICH.)

			TACKLES								INTERCEPTIONS					O. FUMB				ST					MISC			
DATE	OPPONENT	P/S	TK	S	A	SK	YDS	TFL	YDS	QBH	NO	YDS	LG	TD	PD	FF	FR	TD	YDS	TK	S	A	FF	FR	S	A	W/L	SCORE
08/31	at Kentucky	S	3	3	0	0.0	0.0	0.0	0.0	1	0	0	0	0	0	0	0	0	0	0	0	0	0	0	0	0	L	20-35
09/07	Kansas	S	4	1	3	0.0	0.0	0.0	0.0	0	0	0	0	0	0	0	0	0	0	0	0	0	0	0	0	0	L	7-31
09/14	at NIU	S	5	2	3	0.0	0.0	0.0	0.0	2	0	0	0	0	0	0	0	0	0	0	0	0	0	0	0	0	L	16-24
09/21	Maine	S	7	7	0	4.0	34.0	5.0	38.0	2	0	0	0	0	0	0	0	0	0	0	0	0	0	0	0	0	W	17-5
09/28	at Michigan St.	S	5	2	3	0.0	0.0	0.0	0.0	0	0	0	0	0	0	0	0	0	0	0	0	0	0	0	0	0	L	20-31
10/05	Buffalo	S	4	3	1	1.0	2.0	1.0	2.0	0	0	0	0	0	0	1	0	0	0	0	0	0	0	0	0	0	L	24-34
10/12	Ball St.	S	9	6	3	1.0	3.0	2.0	5.0	1	0	0	0	0	0	0	1	0	7	0	0	0	0	0	0	0	L	23-24
10/19	Western Mich.	S	1	1	0	0.0	0.0	0.0	0.0	0	0	0	0	0	0	0	0	0	0	0	0	0	0	0	0	0	L	10-35
10/26	at Akron	S	5	5	0	2.0	24.0	4.0	32.0	0	0	0	0	0	0	1	0	0	0	0	0	0	0	0	0	0	L	10-17
11/02	at Eastern Mich.	S	9	3	6	0.5	2.0	1.5	3.0	0	0	0	0	0	0	0	1	2	68	0	0	0	0	0	0	0	L	7-17
11/09	Bowling Green	S	4	2	2	1.0	9.0	1.0	9.0	0	0	0	0	0	0	0	0	0	0	0	0	0	0	0	0	0	L	13-24
11/22	at Toledo	S	10	2	8	0.0	0.0	0.5	1.0	1	0	0	0	0	1	1	1	2	53	0	0	0	0	0	0	0	L	13-51
2018 TOTALS		**12-12**	**66**	**37**	**29**	**9.5**	**74.0**	**15.0**	**90.0**	**7**	**0**	**0**	**0**	**0**	**1**	**3**	**3**	**4**	**128**	**0**	**0**	**0**	**0**	**0**	**0**	**0**	**1-11**	

COLLEGE 2019 GAME-BY-GAME STATISTICS (MICHIGAN)

			TACKLES								INTERCEPTIONS					O. FUMB				ST					MISC			
DATE	OPPONENT	P/S	TK	S	A	SK	YDS	TFL	YDS	QBH	NO	YDS	LG	TD	PD	FF	FR	TD	YDS	TK	S	A	FF	FR	S	A	W/L	SCORE
08/31	Middle Tenn.	P	3	2	1	0.0	0.0	0.0	0.0	1	0	0	0	0	0	0	0	0	0	0	0	0	0	0	0	0	W	40-21
09/07	Army West Point	P	2	0	2	0.0	0.0	0.0	0.0	0	0	0	0	0	0	0	0	0	0	0	0	0	0	0	0	0	W	24-21
09/21	at Wisconsin	P	0	0	0	0.0	0.0	0.0	0.0	0	0	0	0	0	0	0	0	0	0	0	0	0	0	0	0	0	L	14-35
09/28	Rutgers	P	4	3	1	0.0	0.0	0.0	0.0	0	0	0	0	0	0	0	0	0	0	0	0	0	0	0	0	0	W	52-0
10/05	Iowa	P	5	2	3	1.0	4.0	1.0	4.0	0	0	0	0	0	0	0	0	0	0	0	0	0	0	0	0	0	W	10-3
10/12	at Illinois	S	4	2	2	1.0	12.0	1.0	12.0	0	0	0	0	0	0	1	0	0	0	0	0	0	0	0	0	0	W	42-25
10/19	at Penn St.	P	1	0	1	0.0	0.0	0.0	0.0	1	0	0	0	0	0	0	0	0	0	0	0	0	0	0	0	0	L	21-28
10/26	Notre Dame	P	2	1	1	0.0	0.0	0.0	0.0	0	0	0	0	0	0	0	0	0	0	0	0	0	0	0	0	0	W	45-14
11/02	at Maryland	P	3	2	1	0.0	0.0	0.0	0.0	0	0	0	0	0	0	0	0	0	0	0	0	0	0	0	0	0	W	38-7
11/16	Michigan St.	P	6	3	3	1.0	4.0	1.0	4.0	0	0	0	0	0	0	0	0	0	0	0	0	0	0	0	0	0	W	44-10
11/23	at Indiana	P	4	3	1	0.0	0.0	0.0	0.0	0	0	0	0	0	0	0	0	0	0	0	0	0	0	0	0	0	W	39-14
11/30	Ohio St.	P	1	1	0	0.0	0.0	0.0	0.0	0	0	0	0	0	0	0	0	0	0	0	0	0	0	0	0	0	L	27-56
01/01	at Alabama	P	3	1	2	0.0	0.0	0.0	0.0	0	0	0	0	0	0	0	0	0	0	0	0	0	0	0	0	0	L	16-35
2019 TOTALS		**13-1**	**38**	**20**	**18**	**3.0**	**20.0**	**3.0**	**20.0**	**2**	**0**	**0**	**0**	**0**	**0**	**1**	**0**	**0**	**0**	**0**	**0**	**0**	**0**	**0**	**0**	**0**	**9-4**	

MIKE EDWARDS

SAFETY #34

KENTUCKY

20 23

6TH YEAR IN THE NFL

2ND YEAR WITH THE CHIEFS

HEIGHT: 5'10"
WEIGHT: 205 LBS
HOW ACQUIRED: FA-25
BIRTHDAY: 5/18/96

- Edwards enters his second season with the Chiefs in 2025 after spending the 2024 season with Buffalo, Tennessee and Tampa Bay.
- Originally entered the NFL as a third-round pick (99th overall) by the Tampa Bay Buccaneers in the 2019 NFL Draft.

Transactions:

Signed with Kansas City (4/8/25) ... Acquired from waivers by Tampa Bay (11/14/24) ... Cut by Tennessee (11/13/24) ... Signed with Tennessee (11/6/24) ... Cut by Buffalo (11/5/24) ... Signed with Buffalo (3/20/24) ... Signed with Kansas City (3/18/23) ... Originally entered the NFL as a third-round pick (99th overall) by the Tampa Bay Buccaneers in the 2019 NFL Draft.

COLLEGE

Never missed a game in his four-year career at Kentucky, playing in 51 games with 44 consecutive starts ... Totaled 318 career tackles, just the 19th player in school history with 300 or more tackles ... Finished second in UK history in tackles among defensive backs, behind only Darryl Bishop (348 from 1971-73) ... Recorded 20.5 TFLs, 1.5 sacks, two forced fumbles, 33 passes defensed, 10 interceptions and two touchdowns ... Three-time All-SEC member (2016, 2017, 2018) ... Thorpe Award Watch List (2017, 2018) ... Bronko Nagurski Trophy Watch List (2018).

PERSONAL

- His nickname is “The Badger.”
- Son of Terri and Mike Edwards Jr.
- Wears a pink mouthpiece in memory of his aunt, Angie Evans, who passed away from breast cancer in 2013.
- Stayed after practice at Kentucky to spend time with the Special Olympics (2015).
- Other than playing in the NFL, his dream job is to be a CSI agent.
- He chose his college jersey number seven because it’s his favorite number and because of John Elway and Tyrann Mathieu.
- His life’s theme song is “Three Little Birds” by Bob Marley.

MIKE EDWARDS' NFL REGULAR SEASON DEFENSIVE STATISTICS

				TACKLES								INTERCEPTIONS					O. FUMB				ST					MISC	
DATE	TEAM	GP	GS	TK	S	A	TFL	YDS	SK	YDS	QBH	NO	YDS	LG	TD	PD	FF	FR	TD	YDS	TK	S	A	FF	FR	S	A
2019	Buccaneers	15	7	45	33	12	3	11	1.0	9.0	1	0	0	0	0	6	0	1	0	-1	0	0	0	0	1	0	0
2020	Buccaneers	16	0	9	5	4	0	0	0.0	0.0	0	2	67	37	0	5	0	1	0	31	2	1	1	0	0	0	0
2021	Buccaneers	14	4	45	33	12	1	1	0.0	0.0	0	3	46	31t	2	7	1	0	0	0	1	1	0	0	0	0	0
2022	Buccaneers	13	12	82	52	30	3	6	1.0	5.0	2	2	68	68t	1	3	0	0	0	0	0	0	0	0	0	0	0
2023	Chiefs	17	5	51	32	19	2	10	1.0	10.0	1	1	16	16	0	5	0	2	1	101	0	0	0	0	0	0	0
2024	Bills	3	0	1	1	0	0	0	0.0	0.0	0	0	0	0	0	0	0	0	0	0	0	0	0	0	0	0	0
Went from **Buffalo** to **Tampa Bay**.																											
2024	Buccaneers	1	0	11	6	5	0	0	0.0	0.0	1	0	0	0	0	1	0	0	0	0	0	0	0	0	0	0	0
2024	TOTAL	4	0	12	7	5	0	0	0.0	0.0	1	0	0	0	0	1	0	0	0	0	0	0	0	0	0	0	0
2025	Chiefs	2	0	11	8	3	1	1	0.0	0.0	0	0	0	0	0	1	0	0	0	0	0	0	0	0	0	0	0
NFL TOTALS		**81**	**28**	**255**	**170**	**85**	**10**	**29**	**3.0**	**24.0**	**5**	**8**	**197**	**68T**	**3**	**28**	**1**	**4**	**1**	**131**	**3**	**2**	**1**	**0**	**1**	**0**	**0**

MIKE EDWARDS' NFL POSTSEASON DEFENSIVE STATISTICS

				TACKLES								INTERCEPTIONS					O. FUMB				ST					MISC	
DATE	TEAM	GP	GS	TK	S	A	TFL	YDS	SK	YDS	QBH	NO	YDS	LG	TD	PD	FF	FR	TD	YDS	TK	S	A	FF	FR	S	A
2020	Buccaneers	4	1	12	8	4	0	0	0.0	0.0	0	1	1	1	0	3	0	0	0	0	0	0	0	0	0	0	0
2021	Buccaneers	2	1	10	10	0	1	3	0.0	0.0	0	1	0	0	0	1	0	0	0	0	1	0	1	0	0	0	0
2022	Buccaneers	1	1	10	6	4	0	0	0.0	0.0	0	0	0	0	0	1	0	0	0	0	0	0	0	0	0	0	0
2023	Chiefs	4	4	12	7	5	0	0	0.0	0.0	0	1	0	0	0	2	0	0	0	0	0	0	0	0	0	0	0
2024	Buccaneers	1	0	5	4	1	0	0	0.0	0.0	0	0	0	0	0	0	0	0	0	0	0	0	0	0	0	0	0
NFL TOTALS		**12**	**7**	**49**	**35**	**14**	**1**	**3**	**0.0**	**0.0**	**0**	**3**	**1**	**1**	**0**	**7**	**0**	**0**	**0**	**0**	**1**	**0**	**1**	**0**	**0**	**0**	**0**

SINGLE-GAME HIGHS: DEFENSIVE

Total Tackles 13 vs. Kansas City, Oct 02, 2022
13 vs. Green Bay, Sep 25, 2022
11 vs. Buffalo, Dec 10, 2023
11 vs. Baltimore, Oct 27, 2022
7 vs. Houston, Dec 07, 2025
...2 more at 7.

Solo Tackles 10 vs. Buffalo, Dec 10, 2023
9 vs. Green Bay, Sep 25, 2022
8 vs. Baltimore, Oct 27, 2022
6 vs. Houston, Dec 07, 2025
6 at Arizona, Dec 25, 2022

Sacks 1.0 vs. New Orleans, Nov 17, 2019

Passes Defensed 3 vs. Atlanta, Sep 19, 2021
2 at Indianapolis, Nov 28, 2021
2 at Atlanta, Nov 24, 2019
1 at Dallas, Nov 27, 2025
1 at N.Y. Giants, Nov 24, 2024
...19 more at 1.

Forced Fumbles 1 at Indianapolis, Nov 28, 2021

Fumble Recoveries 1 vs. New Orleans, Nov 08, 2020
1 vs. Indianapolis, Dec 08, 2019

Tackles For Loss 1 vs. Houston, Dec 07, 2025
1 at Minnesota, Oct 08, 2023
1 at N.Y. Jets, Oct 01, 2023
...7 more at 1.

Interceptions 2 vs. Atlanta, Sep 19, 2021
1 vs. N.Y. Giants, Nov 22, 2021
1 vs. Green Bay, Oct 18, 2020
1 at Denver, Sep 27, 2020

Interception Return Yards 68 at New Orleans, Sep 18, 2022
46 vs. Atlanta, Sep 19, 2021
37 vs. Green Bay, Oct 18, 2020
30 at Denver, Sep 27, 2020
16 vs. Chicago, Sep 24, 2023

Special Teams Tackles 1 at Indianapolis, Nov 28, 2021
1 at N.Y. Giants, Nov 02, 2020
1 at Las Vegas, Oct 25, 2020

Special Teams Fumble Recoveries 1 vs. Atlanta, Dec 29, 2019

Longest Opp Fumble Return 31 vs. New Orleans, Nov 08, 2020
4 vs. Miami, Nov 05, 2023

SINGLE-GAME HIGHS – POSTSEASON: DEFENSIVE

Total Tackles 10 vs. Dallas, Jan 16, 2023
9 vs. Philadelphia, Jan 16, 2022
7 vs. San Francisco, Feb 11, 2024
4 vs. Kansas City, Feb 07, 2021
4 at Washington, Jan 09, 2021

Solo Tackles 9 vs. Philadelphia, Jan 16, 2022
6 vs. Dallas, Jan 16, 2023
4 vs. San Francisco, Feb 11, 2024
3 at Washington, Jan 09, 2021
2 at Baltimore, Jan 28, 2024
...2 more at 2.

Passes Defensed 1 vs. San Francisco, Feb 11, 2024
1 vs. Miami, Jan 13, 2024
1 vs. Dallas, Jan 16, 2023
...4 more at 1.

Tackles For Loss 1 vs. Philadelphia, Jan 16, 2022

Interceptions 1 vs. Miami, Jan 13, 2024
1 vs. Philadelphia, Jan 16, 2022
1 at New Orleans, Jan 17, 2021

Interception Return Yards 1 at New Orleans, Jan 17, 2021

Special Teams Tackles 1 vs. L.A. Rams, Jan 23, 2022

2019 GAME-BY-GAME REGULAR-SEASON STATISTICS (BUCCANEERS)

			TACKLES								INTERCEPTIONS					O. FUMB				ST					MISC			
DATE	OPPONENT	P/S	TK	S	A	SK	YDS	TFL	YDS	QBH	NO	YDS	LG	TD	PD	FF	FR	TD	YDS	TK	S	A	FF	FR	S	A	W/L/T	SCORE
09/08	49ers	P	0	0	0	0.0	0.0	0	0	0	0	0	0	0	1	0	0	0	0	0	0	0	0	0	0	0	L	17-31
09/12	at Panthers	S	3	2	1	0.0	0.0	0	0	0	0	0	0	0	0	0	0	0	0	0	0	0	0	0	0	0	W	20-14
09/22	Giants	S	6	4	2	0.0	0.0	1	1	0	0	0	0	0	1	0	0	0	0	0	0	0	0	0	0	0	L	31-32
09/29	at Rams	S	6	5	1	0.0	0.0	0	0	0	0	0	0	0	0	0	0	0	0	0	0	0	0	0	0	0	W	55-40
10/06	at Saints	S	5	5	0	0.0	0.0	0	0	0	0	0	0	0	0	0	0	0	0	0	0	0	0	0	0	0	L	24-31
10/13	Panthers										DID NOT PLAY																L	26-37
10/27	at Titans	P	0	0	0	0.0	0.0	0	0	0	0	0	0	0	0	0	0	0	0	0	0	0	0	0	0	0	L	23-27
11/03	at Seahawks	P	1	1	0	0.0	0.0	0	0	0	0	0	0	0	0	0	0	0	0	0	0	0	0	0	0	0	L	34-40+
11/10	Cardinals	P	0	0	0	0.0	0.0	0	0	0	0	0	0	0	0	0	0	0	0	0	0	0	0	0	0	0	W	30-27
11/17	Saints	S	6	5	1	1.0	9.0	1	9	1	0	0	0	0	0	0	0	0	0	0	0	0	0	0	0	0	L	17-34
11/24	at Falcons	P	3	2	1	0.0	0.0	0	0	0	0	0	0	0	2	0	0	0	0	0	0	0	0	0	0	0	W	35-22
12/01	at Jaguars	P	3	2	1	0.0	0.0	1	1	0	0	0	0	0	0	0	0	0	0	0	0	0	0	0	0	0	W	28-11
12/08	Colts	P	3	1	2	0.0	0.0	0	0	0	0	0	0	0	0	0	1	0	-1	0	0	0	0	0	0	0	W	38-35
12/15	at Lions	P	1	0	1	0.0	0.0	0	0	0	0	0	0	0	1	0	0	0	0	0	0	0	0	0	0	0	W	38-17
12/21	Texans	S	4	3	1	0.0	0.0	0	0	0	0	0	0	0	1	0	0	0	0	0	0	0	0	0	0	0	L	20-23
12/29	Falcons	S	4	3	1	0.0	0.0	0	0	0	0	0	0	0	0	0	0	0	0	0	0	0	0	1	0	0	L	22-28+
2019 TOTALS		**15-7**	**45**	**33**	**12**	**1.0**	**9.0**	**3**	**11**	**1**	**0**	**0**	**0**	**0**	**6**	**0**	**1**	**0**	**-1**	**0**	**0**	**0**	**0**	**1**	**0**	**0**	**7-9**	

+ - Overtime

2020 GAME-BY-GAME REGULAR-SEASON STATISTICS (BUCCANEERS)

			TACKLES								INTERCEPTIONS					O. FUMB				ST					MISC			
DATE	OPPONENT	P/S	TK	S	A	SK	YDS	TFL	YDS	QBH	NO	YDS	LG	TD	PD	FF	FR	TD	YDS	TK	S	A	FF	FR	S	A	W/L	SCORE
09/13	at Saints	P	0	0	0	0.0	0.0	0	0	0	0	0	0	0	0	0	0	0	0	0	0	0	0	0	0	0	L	23-34
09/20	Panthers	P	0	0	0	0.0	0.0	0	0	0	0	0	0	0	0	0	0	0	0	0	0	0	0	0	0	0	W	31-17
09/27	at Broncos	P	4	3	1	0.0	0.0	0	0	0	1	30	30	0	1	0	0	0	0	0	0	0	0	0	0	0	W	28-10
10/04	Chargers	P	0	0	0	0.0	0.0	0	0	0	0	0	0	0	0	0	0	0	0	0	0	0	0	0	0	0	W	38-31
10/08	at Bears	P	0	0	0	0.0	0.0	0	0	0	0	0	0	0	0	0	0	0	0	0	0	0	0	0	0	0	L	19-20
10/18	Packers	P	0	0	0	0.0	0.0	0	0	0	1	37	37	0	1	0	0	0	0	0	0	0	0	0	0	0	W	38-10
10/25	at Raiders	P	1	1	0	0.0	0.0	0	0	0	0	0	0	0	1	0	0	0	0	1	1	0	0	0	0	0	W	45-20
11/02	at Giants	P	1	1	0	0.0	0.0	0	0	0	0	0	0	0	0	0	0	0	0	1	0	1	0	0	0	0	W	25-23
11/08	Saints	P	0	0	0	0.0	0.0	0	0	0	0	0	0	0	1	0	1	0	31	0	0	0	0	0	0	0	L	3-38
11/15	at Panthers	P	0	0	0	0.0	0.0	0	0	0	0	0	0	0	1	0	0	0	0	0	0	0	0	0	0	0	W	46-23
11/23	Rams	P	1	0	1	0.0	0.0	0	0	0	0	0	0	0	0	0	0	0	0	0	0	0	0	0	0	0	L	24-27
11/29	Chiefs	P	0	0	0	0.0	0.0	0	0	0	0	0	0	0	0	0	0	0	0	0	0	0	0	0	0	0	L	24-27
12/13	Vikings	P	2	0	2	0.0	0.0	0	0	0	0	0	0	0	0	0	0	0	0	0	0	0	0	0	0	0	W	26-14
12/20	at Falcons	P	0	0	0	0.0	0.0	0	0	0	0	0	0	0	0	0	0	0	0	0	0	0	0	0	0	0	W	31-27
12/26	at Lions	P	0	0	0	0.0	0.0	0	0	0	0	0	0	0	0	0	0	0	0	0	0	0	0	0	0	0	W	47-7
01/03	Falcons	P	0	0	0	0.0	0.0	0	0	0	0	0	0	0	0	0	0	0	0	0	0	0	0	0	0	0	W	44-27
2020 TOTALS		**16-0**	**9**	**5**	**4**	**0.0**	**0.0**	**0**	**0**	**0**	**2**	**67**	**37**	**0**	**5**	**0**	**1**	**0**	**31**	**2**	**1**	**1**	**0**	**0**	**0**	**0**	**11-5**	

2021 GAME-BY-GAME REGULAR-SEASON STATISTICS (BUCCANEERS)

			TACKLES								INTERCEPTIONS					O. FUMB				ST					MISC			
DATE	OPPONENT	P/S	TK	S	A	SK	YDS	TFL	YDS	QBH	NO	YDS	LG	TD	PD	FF	FR	TD	YDS	TK	S	A	FF	FR	S	A	W/L	SCORE
09/09	Cowboys	P	4	2	2	0.0	0.0	0	0	0	0	0	0	0	0	0	0	0	0	0	0	0	0	0	0	0	W	31-29
09/19	Falcons	P	4	4	0	0.0	0.0	0	0	0	2	46	31	2	3	0	0	0	0	0	0	0	0	0	0	0	W	48-25
09/26	at Rams	P	3	3	0	0.0	0.0	0	0	0	0	0	0	0	0	0	0	0	0	0	0	0	0	0	0	0	L	24-34
10/03	at Patriots	P	2	1	1	0.0	0.0	0	0	0	0	0	0	0	0	0	0	0	0	0	0	0	0	0	0	0	W	19-17
10/10	Dolphins	S	6	5	1	0.0	0.0	0	0	0	0	0	0	0	0	0	0	0	0	0	0	0	0	0	0	0	W	45-17
10/14	at Eagles	S	4	1	3	0.0	0.0	0	0	0	0	0	0	0	0	0	0	0	0	0	0	0	0	0	0	0	W	28-22
10/24	Bears	P	0	0	0	0.0	0.0	0	0	0	0	0	0	0	0	0	0	0	0	0	0	0	0	0	0	0	W	38-3
10/31	at Saints	P	2	2	0	0.0	0.0	0	0	0	0	0	0	0	0	0	0	0	0	0	0	0	0	0	0	0	L	27-36
11/14	at Football Team	S	5	5	0	0.0	0.0	0	0	0	0	0	0	0	1	0	0	0	0	0	0	0	0	0	0	0	L	19-29
11/22	Giants	P	2	2	0	0.0	0.0	1	1	0	1	0	0	0	1	0	0	0	0	0	0	0	0	0	0	0	W	30-10
11/28	at Colts	P	2	1	1	0.0	0.0	0	0	0	0	0	0	0	2	1	0	0	0	1	1	0	0	0	0	0	W	38-31
12/05	at Falcons											DID NOT PLAY															W	30-17
12/12	Bills											DID NOT PLAY															W	33-27+
12/19	Saints											DID NOT PLAY															L	0-9
12/26	at Panthers	S	7	4	3	0.0	0.0	0	0	0	0	0	0	0	0	0	0	0	0	0	0	0	0	0	0	0	W	32-6
01/02	at Jets	P	1	0	1	0.0	0.0	0	0	0	0	0	0	0	0	0	0	0	0	0	0	0	0	0	0	0	W	28-24
01/09	Panthers	P	3	3	0	0.0	0.0	0	0	0	0	0	0	0	0	0	0	0	0	0	0	0	0	0	0	0	W	41-17
2021 TOTALS		**14-4**	**45**	**33**	**12**	**0.0**	**0.0**	**1**	**1**	**0**	**3**	**46**	**31T**	**2**	**7**	**1**	**0**	**0**	**0**	**1**	**1**	**0**	**0**	**0**	**0**	**0**	**13-4**	

+ - Overtime

2022 GAME-BY-GAME REGULAR-SEASON STATISTICS (BUCCANEERS)

			TACKLES								INTERCEPTIONS					O. FUMB				ST					MISC			
DATE	OPPONENT	P/S	TK	S	A	SK	YDS	TFL	YDS	QBH	NO	YDS	LG	TD	PD	FF	FR	TD	YDS	TK	S	A	FF	FR	S	A	W/L	SCORE
09/11	at Cowboys	S	5	4	1	0.0	0.0	0	0	0	0	0	0	0	1	0	0	0	0	0	0	0	0	0	0	0	W	19-3
09/18	at Saints	S	3	0	3	0.0	0.0	0	0	0	1	68	68	1	1	0	0	0	0	0	0	0	0	0	0	0	W	20-10
09/25	Packers	S	13	9	4	0.0	0.0	1	1	0	0	0	0	0	0	0	0	0	0	0	0	0	0	0	0	0	L	12-14
10/02	Chiefs	S	13	5	8	1.0	5.0	1	5	1	0	0	0	0	0	0	0	0	0	0	0	0	0	0	0	0	L	31-41
10/09	Falcons	S	2	1	1	0.0	0.0	0	0	0	0	0	0	0	0	0	0	0	0	0	0	0	0	0	0	0	W	21-15
10/16	at Steelers											INACTIVE															L	18-20
10/23	at Panthers	S	6	4	2	0.0	0.0	0	0	0	0	0	0	0	0	0	0	0	0	0	0	0	0	0	0	0	L	3-21
10/27	Ravens	S	11	8	3	0.0	0.0	0	0	0	0	0	0	0	0	0	0	0	0	0	0	0	0	0	0	0	L	22-27
11/06	Rams	S	1	1	0	0.0	0.0	0	0	0	0	0	0	0	0	0	0	0	0	0	0	0	0	0	0	0	W	16-13
11/13	Seahawks	S	4	4	0	0.0	0.0	0	0	0	0	0	0	0	0	0	0	0	0	0	0	0	0	0	0	0	W	21-16
11/27	at Browns	S	6	2	4	0.0	0.0	0	0	0	1	0	0	0	1	0	0	0	0	0	0	0	0	0	0	0	L	17-23+
12/05	Saints											INACTIVE															W	17-16
12/11	at 49ers											INACTIVE															L	7-35
12/18	Bengals	P	5	3	2	0.0	0.0	0	0	1	0	0	0	0	0	0	0	0	0	0	0	0	0	0	0	0	L	23-34
12/25	at Cardinals	S	7	6	1	0.0	0.0	1	0	0	0	0	0	0	0	0	0	0	0	0	0	0	0	0	0	0	W	19-16+
01/01	Panthers	S	6	5	1	0.0	0.0	0	0	0	0	0	0	0	0	0	0	0	0	0	0	0	0	0	0	0	W	30-24
01/08	at Falcons											INACTIVE															L	17-30
2022 TOTALS		**13-12**	**82**	**52**	**30**	**1.0**	**5.0**	**3**	**6**	**2**	**2**	**68**	**68T**	**1**	**3**	**0**	**0**	**0**	**0**	**0**	**0**	**0**	**0**	**0**	**0**	**0**	**8-9**	

+ - Overtime

2023 GAME-BY-GAME REGULAR-SEASON STATISTICS (CHIEFS)

			TACKLES								INTERCEPTIONS					O. FUMB				ST					MISC			
DATE	OPPONENT	P/S	TK	S	A	SK	YDS	TFL	YDS	QBH	NO	YDS	LG	TD	PD	FF	FR	TD	YDS	TK	S	A	FF	FR	S	A	W/L	SCORE
09/07	Lions	P	2	1	1	0.0	0.0	0	0	0	0	0	0	0	0	0	0	0	0	0	0	0	0	0	0	0	L	20-21
09/17	at Jaguars	P	3	2	1	0.0	0.0	0	0	0	0	0	0	0	0	0	0	0	0	0	0	0	0	0	0	0	W	17-9
09/24	Bears	P	1	0	1	0.0	0.0	0	0	0	1	16	16	0	1	0	0	0	0	0	0	0	0	0	0	0	W	41-10
10/01	at Jets	P	4	4	0	1.0	10.0	1	10	1	0	0	0	0	1	0	0	0	0	0	0	0	0	0	0	0	W	23-20
10/08	at Vikings	P	1	1	0	0.0	0.0	1	0	0	0	0	0	0	1	0	0	0	0	0	0	0	0	0	0	0	W	27-20
10/12	Broncos	P	1	1	0	0.0	0.0	0	0	0	0	0	0	0	1	0	0	0	0	0	0	0	0	0	0	0	W	19-8
10/22	Chargers	P	0	0	0	0.0	0.0	0	0	0	0	0	0	0	1	0	0	0	0	0	0	0	0	0	0	0	W	31-17
10/29	at Broncos	P	4	3	1	0.0	0.0	0	0	0	0	0	0	0	0	0	0	0	0	0	0	0	0	0	0	0	L	9-24
11/05	Dolphins	P	1	0	1	0.0	0.0	0	0	0	0	0	0	0	0	0	1	0	4	0	0	0	0	0	0	0	W	21-14
11/20	Eagles	P	3	3	0	0.0	0.0	0	0	0	0	0	0	0	0	0	0	0	0	0	0	0	0	0	0	0	L	17-21
11/26	at Raiders	P	2	0	2	0.0	0.0	0	0	0	0	0	0	0	0	0	0	0	0	0	0	0	0	0	0	0	W	31-17
12/03	at Packers	P	6	2	4	0.0	0.0	0	0	0	0	0	0	0	0	0	0	0	0	0	0	0	0	0	0	0	L	19-27
12/10	Bills	S	11	10	1	0.0	0.0	0	0	0	0	0	0	0	0	0	0	0	0	0	0	0	0	0	0	0	L	17-20
12/17	at Patriots	S	6	1	5	0.0	0.0	0	0	0	0	0	0	0	0	0	0	0	0	0	0	0	0	0	0	0	W	27-17
12/25	Raiders	S	4	2	2	0.0	0.0	0	0	0	0	0	0	0	0	0	0	0	0	0	0	0	0	0	0	0	L	14-20
12/31	Bengals	S	2	2	0	0.0	0.0	0	0	0	0	0	0	0	0	0	0	0	0	0	0	0	0	0	0	0	W	25-17
01/07	at Chargers	S	0	0	0	0.0	0.0	0	0	0	0	0	0	0	0	0	1	1	97	0	0	0	0	0	0	0	W	13-12
2023 TOTALS		**17-5**	**51**	**32**	**19**	**1.0**	**10.0**	**2**	**10**	**1**	**1**	**16**	**16**	**0**	**5**	**0**	**2**	**1**	**101**	**0**	**0**	**0**	**0**	**0**	**0**	**0**	**11-6**	

2024 GAME-BY-GAME REGULAR-SEASON STATISTICS (BILLS/BUCCANEERS)

			TACKLES								INTERCEPTIONS					O. FUMB				ST					MISC			
DATE	OPPONENT	P/S	TK	S	A	SK	YDS	TFL	YDS	QBH	NO	YDS	LG	TD	PD	FF	FR	TD	YDS	TK	S	A	FF	FR	S	A	W/L	SCORE
09/08	Cardinals	P	0	0	0	0.0	0.0	0	0	0	0	0	0	0	0	0	0	0	0	0	0	0	0	0	0	0	W	34-28
09/12	at Dolphins	P	0	0	0	0.0	0.0	0	0	0	0	0	0	0	0	0	0	0	0	0	0	0	0	0	0	0	W	31-10
09/23	Jaguars											INACTIVE															W	47-10
09/29	at Ravens											INACTIVE															L	10-35
10/06	at Texans	P	1	1	0	0.0	0.0	0	0	0	0	0	0	0	0	0	0	0	0	0	0	0	0	0	0	0	L	20-23
10/14	at Jets											INACTIVE															W	23-20
10/20	Titans											INACTIVE															W	34-10
10/27	at Seahawks											INACTIVE															W	31-10
11/03	Dolphins											INACTIVE															W	30-27
											Went from **Bills** to **Buccaneers**.																	
11/24	at Giants	P	1	0	1	0.0	0.0	0	0	0	0	0	0	0	1	0	0	0	0	0	0	0	0	0	0	0	W	30-7
2024 TOTALS		**4-0**	**2**	**1**	**1**	**0.0**	**0.0**	**0**	**0**	**0**	**0**	**0**	**0**	**0**	**1**	**0**	**0**	**0**	**0**	**0**	**0**	**0**	**0**	**0**	**0**	**0**	**8-2**	

2025 GAME-BY-GAME REGULAR-SEASON STATISTICS (CHIEFS)

			TACKLES								INTERCEPTIONS					O. FUMB				ST					MISC			
DATE	OPPONENT	P/S	TK	S	A	SK	YDS	TFL	YDS	QBH	NO	YDS	LG	TD	PD	FF	FR	TD	YDS	TK	S	A	FF	FR	S	A	W/L	SCORE
09/05	at Chargers											PRACTICE SQUAD															L	21-27
09/14	Eagles											PRACTICE SQUAD															L	17-20
09/21	at Giants											PRACTICE SQUAD															W	22-9
09/28	Ravens											PRACTICE SQUAD															W	37-20
10/06	at Jaguars											PRACTICE SQUAD															L	28-31
10/12	Lions											PRACTICE SQUAD															W	30-17
10/19	Raiders											PRACTICE SQUAD															W	31-0
10/27	Commanders											PRACTICE SQUAD															W	28-7
11/02	at Bills											PRACTICE SQUAD															L	21-28
11/16	at Broncos											PRACTICE SQUAD															L	19-22
11/23	Colts											PRACTICE SQUAD															W	23-20+
11/27	at Cowboys	P	4	2	2	0.0	0.0	0	0	0	0	0	0	0	1	0	0	0	0	0	0	0	0	0	0	0	L	28-31
12/07	Texans	P	7	6	1	0.0	0.0	1	1	0	0	0	0	0	0	0	0	0	0	0	0	0	0	0	0	0	L	10-20
2025 TOTALS		**2-0**	**11**	**8**	**3**	**0.0**	**0.0**	**1**	**1**	**0**	**0**	**0**	**0**	**0**	**1**	**0**	**0**	**0**	**0**	**0**	**0**	**0**	**0**	**0**	**0**	**0**	**6-7**	

+ - Overtime

2020 GAME-BY-GAME POSTSEASON STATISTICS (BUCCANEERS)

			TACKLES								INTERCEPTIONS					O. FUMB				ST					MISC			
DATE	OPPONENT	P/S	TK	S	A	SK	YDS	TFL	YDS	QBH	NO	YDS	LG	TD	PD	FF	FR	TD	YDS	TK	S	A	FF	FR	S	A	W/L	SCORE
01/09	at Football Team	P	4	3	1	0.0	0.0	0	0	0	0	0	0	0	1	0	0	0	0	0	0	0	0	0	0	0	W	31-23
01/17	at Saints	P	1	1	0	0.0	0.0	0	0	0	1	1	1	0	1	0	0	0	0	0	0	0	0	0	0	0	W	30-20
01/24	at Packers	S	3	2	1	0.0	0.0	0	0	0	0	0	0	0	0	0	0	0	0	0	0	0	0	0	0	0	W	31-26
02/07	Chiefs	P	4	2	2	0.0	0.0	0	0	0	0	0	0	0	1	0	0	0	0	0	0	0	0	0	0	0	W	31-9
2020 TOTALS		**4-1**	**12**	**8**	**4**	**0.0**	**0.0**	**0**	**0**	**0**	**1**	**1**	**1**	**0**	**3**	**0**	**0**	**0**	**0**	**0**	**0**	**0**	**0**	**0**	**0**	**0**	**4-0**	

2021 GAME-BY-GAME POSTSEASON STATISTICS (BUCCANEERS)

			TACKLES								INTERCEPTIONS					O. FUMB				ST					MISC			
DATE	OPPONENT	P/S	TK	S	A	SK	YDS	TFL	YDS	QBH	NO	YDS	LG	TD	PD	FF	FR	TD	YDS	TK	S	A	FF	FR	S	A	W/L	SCORE
01/16	Eagles	S	9	9	0	0.0	0.0	1	3	0	1	0	0	0	1	0	0	0	0	0	0	0	0	0	0	0	W	31-15
01/23	Rams	P	1	1	0	0.0	0.0	0	0	0	0	0	0	0	0	0	0	0	0	1	0	1	0	0	0	0	L	27-30
2021 TOTALS		**2-1**	**10**	**10**	**0**	**0.0**	**0.0**	**1**	**3**	**0**	**1**	**0**	**0**	**0**	**1**	**0**	**0**	**0**	**0**	**1**	**0**	**1**	**0**	**0**	**0**	**0**	**1-1**	

2022 GAME-BY-GAME POSTSEASON STATISTICS (BUCCANEERS)

			TACKLES								INTERCEPTIONS					O. FUMB				ST					MISC			
DATE	OPPONENT	P/S	TK	S	A	SK	YDS	TFL	YDS	QBH	NO	YDS	LG	TD	PD	FF	FR	TD	YDS	TK	S	A	FF	FR	S	A	W/L	SCORE
01/16	Cowboys	S	10	6	4	0.0	0.0	0	0	0	0	0	0	0	1	0	0	0	0	0	0	0	0	0	0	0	L	14-31
2022 TOTALS		**1-1**	**10**	**6**	**4**	**0.0**	**0.0**	**0**	**0**	**0**	**0**	**0**	**0**	**0**	**1**	**0**	**0**	**0**	**0**	**0**	**0**	**0**	**0**	**0**	**0**	**0**	**0-1**	

2023 GAME-BY-GAME POSTSEASON STATISTICS (CHIEFS)

			TACKLES								INTERCEPTIONS					O. FUMB				ST					MISC			
DATE	OPPONENT	P/S	TK	S	A	SK	YDS	TFL	YDS	QBH	NO	YDS	LG	TD	PD	FF	FR	TD	YDS	TK	S	A	FF	FR	S	A	W/L	SCORE
01/13	Dolphins	S	2	1	1	0.0	0.0	0	0	0	1	0	0	0	1	0	0	0	0	0	0	0	0	0	0	0	W	26-7
01/21	at Bills	S	0	0	0	0.0	0.0	0	0	0	0	0	0	0	0	0	0	0	0	0	0	0	0	0	0	0	W	27-24
01/28	at Ravens	S	3	2	1	0.0	0.0	0	0	0	0	0	0	0	0	0	0	0	0	0	0	0	0	0	0	0	W	17-10
02/11	49ers	S	7	4	3	0.0	0.0	0	0	0	0	0	0	0	1	0	0	0	0	0	0	0	0	0	0	0	W	25-22+
2023 TOTALS		**4-4**	**12**	**7**	**5**	**0.0**	**0.0**	**0**	**0**	**0**	**1**	**0**	**0**	**0**	**2**	**0**	**0**	**0**	**0**	**0**	**0**	**0**	**0**	**0**	**0**	**4-0**	

+ - Overtime

2024 GAME-BY-GAME POSTSEASON STATISTICS (BUCCANEERS)

			TACKLES								INTERCEPTIONS					O. FUMB				ST					MISC			
DATE	OPPONENT	P/S	TK	S	A	SK	YDS	TFL	YDS	QBH	NO	YDS	LG	TD	PD	FF	FR	TD	YDS	TK	S	A	FF	FR	S	A	W/L	SCORE
01/12	Commanders	P	5	4	1	0.0	0.0	0	0	0	0	0	0	0	0	0	0	0	0	0	0	0	0	0	0	0	L	20-23
2024 TOTALS		**1-0**	**5**	**4**	**1**	**0.0**	**0.0**	**0**	**0**	**0**	**0**	**0**	**0**	**0**	**0**	**0**	**0**	**0**	**0**	**0**	**0**	**0**	**0**	**0**	**0**	**0-1**	

MIKE EDWARDS' COLLEGE DEFENSIVE STATISTICS

				TACKLES								INTERCEPTIONS					O. FUMB				ST					MISC	
DATE	TEAM	GP	GS	TK	S	A	TFL	YDS	SK	YDS	QBH	NO	YDS	LG	TD	PD	FF	FR	TD	YDS	TK	S	A	FF	FR	S	A
2015	Kentucky	12	5	39	25	14	2.0	4.0	0.0	0.0	0	1	20	20	1	2	1	0	0	0	0	0	0	0	0	0	0
2016	Kentucky	13	13	100	56	44	5.5	14.0	0.5	4.0	0	3	46	46	0	8	0	0	0	0	0	0	0	0	0	0	0
2017	Kentucky	13	13	97	53	44	4.0	20.0	1.0	13.0	1	4	1	1	0	7	0	0	0	0	0	0	0	0	0	0	0
2018	Kentucky	13	13	82	56	26	9.0	25.0	0.0	0.0	1	2	79	66	1	6	1	1	0	0	0	0	0	0	0	0	0
TOTALS		**51**	**44**	**318**	**190**	**128**	**20.5**	**63.0**	**1.5**	**17.0**	**2**	**10**	**146**	**66**	**2**	**23**	**2**	**1**	**0**	**0**	**0**	**0**	**0**	**0**	**0**	**0**	**0**

COLLEGE 2015 GAME-BY-GAME STATISTICS (KENTUCKY)

			TACKLES								INTERCEPTIONS					O. FUMB				ST					MISC			
DATE	OPPONENT	P/S	TK	S	A	SK	YDS	TFL	YDS	QBH	NO	YDS	LG	TD	PD	FF	FR	TD	YDS	TK	S	A	FF	FR	S	A	W/L	SCORE
09/04	Louisiana	P	1	0	1	0.0	0.0	0.0	0.0	0	0	0	0	0	0	0	0	0	0	0	0	0	0	0	0	0	W	40-33
09/11	at South Carolina	P	0	0	0	0.0	0.0	0.0	0.0	0	0	0	0	0	0	0	0	0	0	0	0	0	0	0	0	0	W	26-22
09/18	Florida	P	0	0	0	0.0	0.0	0.0	0.0	0	0	0	0	0	0	0	0	0	0	0	0	0	0	0	0	0	L	9-14
09/25	Missouri	P	0	0	0	0.0	0.0	0.0	0.0	0	0	0	0	0	0	0	0	0	0	0	0	0	0	0	0	0	W	21-13
10/02	Eastern Ky.	P	1	1	0	0.0	0.0	0.0	0.0	0	0	0	0	0	0	0	0	0	0	0	0	0	0	0	0	0	W	34-27+
10/14	Auburn	P	1	0	1	0.0	0.0	0.0	0.0	0	0	0	0	0	0	0	0	0	0	0	0	0	0	0	0	0	L	27-30
10/23	at Mississippi St.	P	7	6	1	0.0	0.0	0.0	0.0	0	0	0	0	0	1	0	0	0	0	0	0	0	0	0	0	0	L	16-42
10/30	Tennessee	S	8	5	3	0.0	0.0	1.0	3.0	0	0	0	0	0	0	0	0	0	0	0	0	0	0	0	0	0	L	21-52
11/06	at Georgia	S	6	3	3	0.0	0.0	0.0	0.0	0	0	0	0	0	0	0	0	0	0	0	0	0	0	0	0	0	L	3-27
11/13	at Vanderbilt	S	6	5	1	0.0	0.0	0.0	0.0	0	0	0	0	0	1	1	0	0	0	0	0	0	0	0	0	0	L	17-21
11/20	Charlotte	S	3	2	1	0.0	0.0	1.0	1.0	0	1	20	20	1	0	0	0	0	0	0	0	0	0	0	0	0	W	58-10
11/27	Louisville	S	6	3	3	0.0	0.0	0.0	0.0	0	0	0	0	0	0	0	0	0	0	0	0	0	0	0	0	0	L	24-38
2015 TOTALS		**12-5**	**39**	**25**	**14**	**0.0**	**0.0**	**2.0**	**4.0**	**0**	**1**	**20**	**20**	**1**	**2**	**1**	**0**	**0**	**0**	**0**	**0**	**0**	**0**	**0**	**0**	**5-7**	

+ - Overtime

COLLEGE 2016 GAME-BY-GAME STATISTICS (KENTUCKY)

			TACKLES								INTERCEPTIONS					O. FUMB				ST					MISC			
DATE	OPPONENT	P/S	TK	S	A	SK	YDS	TFL	YDS	QBH	NO	YDS	LG	TD	PD	FF	FR	TD	YDS	TK	S	A	FF	FR	S	A	W/L	SCORE
09/03	Southern Miss.	S	9	2	7	0.0	0.0	1.0	2.0	0	0	0	0	0	1	0	0	0	0	0	0	0	0	0	0	0	L	35-44
09/10	at Florida	S	6	3	3	0.0	0.0	0.0	0.0	0	0	0	0	0	1	0	0	0	0	0	0	0	0	0	0	0	L	7-45
09/17	New Mexico St.	S	12	8	4	0.0	0.0	1.0	4.0	0	0	0	0	0	3	0	0	0	0	0	0	0	0	0	0	0	W	62-42
09/24	South Carolina	S	4	3	1	0.0	0.0	0.0	0.0	0	0	0	0	0	1	0	0	0	0	0	0	0	0	0	0	0	W	17-10
10/01	at Alabama	S	12	9	3	0.0	0.0	0.0	0.0	0	0	0	0	0	2	0	0	0	0	0	0	0	0	0	0	0	L	6-34
10/08	Vanderbilt	S	8	5	3	0.0	0.0	1.0	1.0	0	0	0	0	0	0	0	0	0	0	0	0	0	0	0	0	0	W	20-13
10/22	Mississippi St.	S	3	1	2	0.0	0.0	1.0	1.0	0	0	0	0	0	0	0	0	0	0	0	0	0	0	0	0	0	W	40-38
10/29	at Missouri	S	6	4	2	0.0	0.0	0.0	0.0	0	0	0	0	0	0	0	0	0	0	0	0	0	0	0	0	0	W	35-21
11/05	Georgia	S	13	4	9	0.0	0.0	0.0	0.0	0	0	0	0	0	0	0	0	0	0	0	0	0	0	0	0	0	L	24-27
11/12	at Tennessee	S	12	6	6	0.0	0.0	0.0	0.0	0	0	0	0	0	0	0	0	0	0	0	0	0	0	0	0	0	L	36-49
11/19	Austin Peay	S	2	1	1	0.0	0.0	0.0	0.0	0	1	46	46	0	0	0	0	0	0	0	0	0	0	0	0	0	W	49-13
11/26	at Louisville	S	6	4	2	0.5	4.0	0.5	4.0	0	2	0	0	0	0	0	0	0	0	0	0	0	0	0	0	0	W	41-38
12/31	Georgia Tech	S	7	6	1	0.0	0.0	1.0	2.0	0	0	0	0	0	0	0	0	0	0	0	0	0	0	0	0	0	L	18-33
2016 TOTALS		**13-13**	**100**	**56**	**44**	**0.5**	**4.0**	**5.5**	**14.0**	**0**	**3**	**46**	**46**	**0**	**8**	**0**	**0**	**0**	**0**	**0**	**0**	**0**	**0**	**0**	**0**	**7-6**	

COLLEGE 2017 GAME-BY-GAME STATISTICS (KENTUCKY)

			TACKLES								INTERCEPTIONS					O. FUMB				ST					MISC			
DATE	OPPONENT	P/S	TK	S	A	SK	YDS	TFL	YDS	QBH	NO	YDS	LG	TD	PD	FF	FR	TD	YDS	TK	S	A	FF	FR	S	A	W/L	SCORE
09/02	at Southern Miss.	S	4	2	2	0.0	0.0	0.0	0.0	0	0	0	0	0	0	0	0	0	0	0	0	0	0	0	0	0	W	24-17
09/09	Eastern Ky.	S	2	0	2	0.0	0.0	0.0	0.0	0	1	0	0	0	0	0	0	0	0	0	0	0	0	0	0	0	W	27-16
09/16	at South Carolina	S	7	3	4	0.0	0.0	0.0	0.0	0	1	1	1	0	0	0	0	0	0	0	0	0	0	0	0	0	W	23-13
09/23	Florida	S	11	7	4	0.0	0.0	0.0	0.0	0	0	0	0	0	1	0	0	0	0	0	0	0	0	0	0	0	L	27-28
09/30	Eastern Mich.	S	8	1	7	0.0	0.0	0.0	0.0	0	1	0	0	0	2	0	0	0	0	0	0	0	0	0	0	0	W	24-20
10/07	Missouri	S	11	8	3	0.0	0.0	0.0	0.0	0	0	0	0	0	1	0	0	0	0	0	0	0	0	0	0	0	W	40-34
10/21	at Mississippi St.	S	11	4	7	0.0	0.0	1.0	1.0	0	0	0	0	0	1	0	0	0	0	0	0	0	0	0	0	0	L	7-45
10/28	Tennessee	S	10	6	4	1.0	13.0	1.5	15.0	0	0	0	0	0	0	0	0	0	0	0	0	0	0	0	0	0	W	29-26
11/04	Ole Miss	S	11	7	4	0.0	0.0	0.0	0.0	1	0	0	0	0	0	0	0	0	0	0	0	0	0	0	0	0	L	34-37
11/11	at Vanderbilt	S	5	5	0	0.0	0.0	1.0	3.0	0	1	0	0	0	0	0	0	0	0	0	0	0	0	0	0	0	W	44-21
11/18	at Georgia	S	4	3	1	0.0	0.0	0.0	0.0	0	0	0	0	0	1	0	0	0	0	0	0	0	0	0	0	0	L	13-42
11/25	Louisville	S	6	2	4	0.0	0.0	0.5	1.0	0	0	0	0	0	0	0	0	0	0	0	0	0	0	0	0	0	L	17-44
12/29	at Northwestern	S	7	5	2	0.0	0.0	0.0	0.0	0	0	0	0	0	1	0	0	0	0	0	0	0	0	0	0	0	L	23-24
2017 TOTALS		**13-13**	**97**	**53**	**44**	**1.0**	**13.0**	**4.0**	**20.0**	**1**	**4**	**1**	**1**	**0**	**7**	**0**	**0**	**0**	**0**	**0**	**0**	**0**	**0**	**0**	**0**	**7-6**	

COLLEGE 2018 GAME-BY-GAME STATISTICS (KENTUCKY)

			TACKLES								INTERCEPTIONS					O. FUMB				ST					MISC			
DATE	OPPONENT	P/S	TK	S	A	SK	YDS	TFL	YDS	QBH	NO	YDS	LG	TD	PD	FF	FR	TD	YDS	TK	S	A	FF	FR	S	A	W/L	SCORE
08/31	Central Mich.	S	2	1	1	0.0	0.0	0.5	1.0	0	0	0	0	0	0	0	0	0	0	0	0	0	0	0	0	0	W	35-20
09/07	at Florida	S	6	4	2	0.0	0.0	0.0	0.0	0	0	0	0	0	1	0	0	0	0	0	0	0	0	0	0	0	W	27-16
09/15	Murray St.	S	5	3	2	0.0	0.0	1.0	5.0	1	0	0	0	0	0	0	0	0	0	0	0	0	0	0	0	0	W	48-10
09/21	Mississippi St.	S	6	5	1	0.0	0.0	0.0	0.0	0	0	0	0	0	0	0	0	0	0	0	0	0	0	0	0	0	W	28-7
09/28	South Carolina	S	5	4	1	0.0	0.0	1.0	2.0	0	1	13	13	0	0	0	0	0	0	0	0	0	0	0	0	0	W	24-10
10/05	at Texas A&M	S	9	7	2	0.0	0.0	3.0	5.0	0	0	0	0	0	0	0	0	0	0	0	0	0	0	0	0	0	L	14-20
10/19	Vanderbilt	S	9	5	4	0.0	0.0	0.0	0.0	0	0	0	0	0	1	0	1	0	0	0	0	0	0	0	0	0	W	14-7
10/26	at Missouri	S	4	4	0	0.0	0.0	1.0	7.0	0	0	0	0	0	1	0	0	0	0	0	0	0	0	0	0	0	W	15-14
11/02	Georgia	S	11	8	3	0.0	0.0	0.0	0.0	0	0	0	0	0	1	0	0	0	0	0	0	0	0	0	0	0	L	17-34
11/09	at Tennessee	S	6	5	1	0.0	0.0	0.5	1.0	0	0	0	0	0	2	0	0	0	0	0	0	0	0	0	0	0	L	7-24
11/16	Middle Tenn.	S	12	7	5	0.0	0.0	2.0	4.0	0	1	66	66	1	0	1	0	0	0	0	0	0	0	0	0	0	W	34-23
11/23	at Louisville	S	2	2	0	0.0	0.0	0.0	0.0	0	0	0	0	0	0	0	0	0	0	0	0	0	0	0	0	0	W	56-10
12/31	at Penn St.	S	5	1	4	0.0	0.0	0.0	0.0	0	0	0	0	0	0	0	0	0	0	0	0	0	0	0	0	0	W	27-24
2018 TOTALS		**13-13**	**82**	**56**	**26**	**0.0**	**0.0**	**9.0**	**25.0**	**1**	**2**	**79**	**66**	**1**	**6**	**1**	**1**	**0**	**0**	**0**	**0**	**0**	**0**	**0**	**0**	**10-3**	

KRISTIAN FULTON

CORNERBACK #8

LOUSIANA STATE

6TH YEAR IN THE NFL

1ST YEAR WITH THE CHIEFS

HEIGHT: 5'11"
WEIGHT: 197 LBS
HOW ACQUIRED: FA-25
BIRTHDAY: 9/3/98

- Fulton enters his first season with the Chiefs in 2025.
- Originally entered the NFL as a second-round pick (61st overall) by the Tennessee Titans in the 2020 NFL Draft.

Transactions: Signed with Kansas City (3/13/25) ... Signed with the Chargers (3/28/24) ... Originally entered the NFL as a second-round pick (61st overall) by the Tennessee Titans in the 2020 NFL Draft.

COLLEGE

Two-year starter at cornerback for the Tigers in 2018 and 2019 ... Graded as one of the nation's top cornerbacks in 2019 ... Capped career playing in 28 games (25 starts) ... Finished career with 65 tackles, 25 passes defended and two interceptions ... Played opposite of All-American Derek Stingley Jr. at cornerback and gave the Tigers the nation's top-rated cornerback duo in 2019 ... Made an immediate impact in his return to the field in 2018 after sitting out the 2017 season.

PERSONAL

- Five-star prospect by 247Sports.
- Four-star prospect by Rivals, Scout and ESPN as a senior at Rummel High School in 2015.
- Listed as the No. 1 overall prospect in Louisiana by Rivals and 247Sports.
- Member of the New Orleans Advocate Super Dozen and recognized in the All-USA Louisiana team as a first team defensive selection.
- Earned Defensive Player of the Year honors on the New Orleans Times Picayune All-Metro list in 2015.
- LSWA Class 5A first team All-State in 2015.
- Son of Michelle and Keith Fulton.

KRISTIAN FULTON'S NFL REGULAR SEASON DEFENSIVE STATISTICS

				TACKLES								INTERCEPTIONS					O. FUMB				ST					MISC	
DATE	TEAM	GP	GS	TK	S	A	TFL	YDS	SK	YDS	QBH	NO	YDS	LG	TD	PD	FF	FR	TD	YDS	TK	S	A	FF	FR	S	A
2020	Titans	6	2	16	14	2	1	7	1.0	7.0	1	1	44	44	0	1	0	0	0	0	0	0	0	0	0	0	0
2021	Titans	13	13	40	30	10	0	0	0.0	0.0	0	2	13	13	0	14	0	0	0	0	0	0	0	0	0	0	0
2022	Titans	11	11	48	35	13	3	8	0.0	0.0	0	1	0	0	0	5	1	1	0	0	0	0	0	0	0	0	0
2023	Titans	11	11	46	37	9	2	7	0.0	0.0	0	0	0	0	0	5	0	0	0	0	0	0	0	0	0	0	0
2024	Chargers	15	14	51	39	12	3	7	0.0	0.0	0	1	29	29	0	7	0	0	0	0	0	0	0	0	0	0	0
2025	Chiefs	4	0	3	3	0	0	0	0.0	0.0	0	0	0	0	0	0	0	0	0	0	0	0	0	0	0	0	0
NFL TOTALS		**60**	**51**	**204**	**158**	**46**	**9**	**29**	**1.0**	**7.0**	**1**	**5**	**86**	**44**	**0**	**32**	**1**	**1**	**0**	**0**	**0**	**0**	**0**	**0**	**0**	**0**	**0**

KRISTIAN FULTON'S NFL POSTSEASON DEFENSIVE STATISTICS

				TACKLES								INTERCEPTIONS					O. FUMB				ST					MISC	
DATE	TEAM	GP	GS	TK	S	A	TFL	YDS	SK	YDS	QBH	NO	YDS	LG	TD	PD	FF	FR	TD	YDS	TK	S	A	FF	FR	S	A
2020	Titans	1	0	0	0	0	0	0	0.0	0.0	0	0	0	0	0	0	0	0	0	0	0	0	0	0	0	0	0
2021	Titans	1	1	6	4	2	0	0	0.0	0.0	0	0	0	0	0	0	0	0	0	0	0	0	0	0	0	0	0
2024	Chargers	1	1	3	3	0	0	0	0.0	0.0	0	0	0	0	0	0	0	0	0	0	0	0	0	0	0	0	0
NFL TOTALS		**3**	**2**	**9**	**7**	**2**	**0**	**0**	**0.0**	**0.0**	**0**	**0**	**0**	**0**	**0**	**0**	**0**	**0**	**0**	**0**	**0**	**0**	**0**	**0**	**0**	**0**	**0**

SINGLE-GAME HIGHS: DEFENSIVE

Total Tackles 9 vs. Atlanta, Oct 29, 2023
9 at Cleveland, Sep 24, 2023
7 vs. Tampa Bay, Dec 15, 2024
7 at Atlanta, Dec 01, 2024
...2 more at 7.

Solo Tackles 7 at Pittsburgh, Sep 22, 2024
7 at Cleveland, Sep 24, 2023
6 vs. Denver, Dec 19, 2024
6 at Indianapolis, Oct 08, 2023
5 at New England, Dec 28, 2024
...5 more at 5.

Sacks 1.0 at Minnesota, Sep 27, 2020

Passes Defensed 2 vs. Miami, Jan 02, 2022
2 vs. Jacksonville, Dec 12, 2021
2 vs. New Orleans, Nov 14, 2021
...1 more at 2.

Tackles For Loss 1 at Minnesota, Sep 27, 2020

Interceptions 1 vs. Jacksonville, Dec 12, 2021
1 at N.Y. Jets, Oct 03, 2021
1 vs. Jacksonville, Sep 20, 2020

Interception Return Yards 44 vs. Jacksonville, Sep 20, 2020
13 at N.Y. Jets, Oct 03, 2021

SINGLE-GAME HIGHS – POSTSEASON: DEFENSIVE

Total Tackles 6 vs. Cincinnati, Jan 22, 2022

Solo Tackles 4 vs. Cincinnati, Jan 22, 2022

2020 GAME-BY-GAME REGULAR-SEASON STATISTICS (TITANS)

			TACKLES								INTERCEPTIONS					O. FUMB				ST					MISC			
DATE	OPPONENT	P/S	TK	S	A	SK	YDS	TFL	YDS	QBH	NO	YDS	LG	TD	PD	FF	FR	TD	YDS	TK	S	A	FF	FR	S	A	W/L	SCORE
09/14	at Broncos	P	4	3	1	0.0	0.0	0	0	0	0	0	0	0	0	0	0	0	0	0	0	0	0	0	0	0	W	16-14
09/20	Jaguars	P	3	3	0	0.0	0.0	0	0	0	1	44	44	0	1	0	0	0	0	0	0	0	0	0	0	0	W	33-30
09/27	at Vikings	P	2	2	0	1.0	7.0	1	7	1	0	0	0	0	0	0	0	0	0	0	0	0	0	0	0	0	W	31-30
10/13	Bills											INACTIVE															W	42-16
10/18	Texans	S	3	3	0	0.0	0.0	0	0	0	0	0	0	0	0	0	0	0	0	0	0	0	0	0	0	0	W	42-36+
10/25	Steelers	S	3	2	1	0.0	0.0	0	0	0	0	0	0	0	0	0	0	0	0	0	0	0	0	0	0	0	L	24-27
11/01	at Bengals											DID NOT PLAY															L	20-31
12/20	Lions											INACTIVE															W	46-25
12/27	at Packers											INACTIVE															L	14-40
01/03	at Texans	P	1	1	0	0.0	0.0	0	0	0	0	0	0	0	0	0	0	0	0	0	0	0	0	0	0	0	W	41-38
2020 TOTALS		**6-2**	**16**	**14**	**2**	**1.0**	**7.0**	**1**	**7**	**1**	**1**	**44**	**44**	**0**	**1**	**0**	**0**	**0**	**0**	**0**	**0**	**0**	**0**	**0**	**0**	**0**	**7-3**	

+ - Overtime

2021 GAME-BY-GAME REGULAR-SEASON STATISTICS (TITANS)

			TACKLES								INTERCEPTIONS					O. FUMB				ST					MISC			
DATE	OPPONENT	P/S	TK	S	A	SK	YDS	TFL	YDS	QBH	NO	YDS	LG	TD	PD	FF	FR	TD	YDS	TK	S	A	FF	FR	S	A	W/L	SCORE
09/12	Cardinals	S	3	3	0	0.0	0.0	0	0	0	0	0	0	0	2	0	0	0	0	0	0	0	0	0	0	0	L	13-38
09/19	at Seahawks	S	1	1	0	0.0	0.0	0	0	0	0	0	0	0	1	0	0	0	0	0	0	0	0	0	0	0	W	33-30+
09/26	Colts	S	4	2	2	0.0	0.0	0	0	0	0	0	0	0	1	0	0	0	0	0	0	0	0	0	0	0	W	25-16
10/03	at Jets	S	3	3	0	0.0	0.0	0	0	0	1	13	13	0	1	0	0	0	0	0	0	0	0	0	0	0	L	24-27+
10/10	at Jaguars	S	5	4	1	0.0	0.0	0	0	0	0	0	0	0	1	0	0	0	0	0	0	0	0	0	0	0	W	37-19
10/18	Bills											DID NOT PLAY															W	34-31
10/24	Chiefs											NOT ON ROSTER															W	27-3
10/31	at Colts											NOT ON ROSTER															W	34-31+
11/07	at Rams											NOT ON ROSTER															W	28-16
11/14	Saints											NOT ON ROSTER															W	23-21
11/21	Texans											NOT ON ROSTER															L	13-22
11/28	at Patriots											NOT ON ROSTER															L	13-36
12/12	Jaguars											NOT ON ROSTER															W	20-0
12/19	at Steelers	S	3	3	0	0.0	0.0	0	0	0	0	0	0	0	0	0	0	0	0	0	0	0	0	0	0	0	L	13-19
12/23	49ers	S	2	1	1	0.0	0.0	0	0	0	0	0	0	0	1	0	0	0	0	0	0	0	0	0	0	0	W	20-17
01/02	Dolphins	S	3	3	0	0.0	0.0	0	0	0	0	0	0	0	2	0	0	0	0	0	0	0	0	0	0	0	W	34-3
01/09	at Texans	S	3	2	1	0.0	0.0	0	0	0	0	0	0	0	0	0	0	0	0	0	0	0	0	0	0	0	W	28-25
2021 TOTALS		**9-9**	**27**	**22**	**5**	**0.0**	**0.0**	**0**	**0**	**0**	**1**	**13**	**13**	**0**	**9**	**0**	**0**	**0**	**0**	**0**	**0**	**0**	**0**	**0**	**0**	**0**	**12-5**	

+ - Overtime

2022 GAME-BY-GAME REGULAR-SEASON STATISTICS (TITANS)

			TACKLES								INTERCEPTIONS					O. FUMB				ST					MISC			
DATE	OPPONENT	P/S	TK	S	A	SK	YDS	TFL	YDS	QBH	NO	YDS	LG	TD	PD	FF	FR	TD	YDS	TK	S	A	FF	FR	S	A	W/L	SCORE
09/11	Giants	S	6	5	1	0.0	0.0	0	0	0	0	0	0	0	0	1	0	0	0	0	0	0	0	0	0	0	L	20-21
09/19	at Bills											INACTIVE															L	7-41
09/25	Raiders	S	6	3	3	0.0	0.0	2	5	0	0	0	0	0	1	0	0	0	0	0	0	0	0	0	0	0	W	24-22
10/02	at Colts	S	3	2	1	0.0	0.0	0	0	0	0	0	0	0	0	0	1	0	0	0	0	0	0	0	0	0	W	24-17
10/09	at Commanders	S	4	3	1	0.0	0.0	0	0	0	0	0	0	0	0	0	0	0	0	0	0	0	0	0	0	0	W	21-17
10/23	Colts	S	6	3	3	0.0	0.0	0	0	0	0	0	0	0	0	0	0	0	0	0	0	0	0	0	0	0	W	19-10
10/30	at Texans	S	3	2	1	0.0	0.0	1	3	0	1	0	0	0	2	0	0	0	0	0	0	0	0	0	0	0	W	17-10
11/06	at Chiefs	S	4	4	0	0.0	0.0	0	0	0	0	0	0	0	2	0	0	0	0	0	0	0	0	0	0	0	L	17-20+
11/13	Broncos											INACTIVE															W	17-10
11/17	at Packers	S	4	3	1	0.0	0.0	0	0	0	0	0	0	0	0	0	0	0	0	0	0	0	0	0	0	0	W	27-17
11/27	Bengals	S	6	5	1	0.0	0.0	0	0	0	0	0	0	0	0	0	0	0	0	0	0	0	0	0	0	0	L	16-20
12/04	at Eagles	S	1	1	0	0.0	0.0	0	0	0	0	0	0	0	0	0	0	0	0	0	0	0	0	0	0	0	L	10-35
12/11	Jaguars											INACTIVE															L	22-36
12/18	at Chargers											INACTIVE															L	14-17
12/24	Texans											INACTIVE															L	14-19
12/29	Cowboys											INACTIVE															L	13-27
01/07	at Jaguars	S	5	4	1	0.0	0.0	0	0	0	0	0	0	0	0	0	0	0	0	0	0	0	0	0	0	0	L	16-20
2022 TOTALS		**11-11**	**48**	**35**	**13**	**0.0**	**0.0**	**3**	**8**	**0**	**1**	**0**	**0**	**0**	**5**	**1**	**1**	**0**	**0**	**0**	**0**	**0**	**0**	**0**	**0**	**0**	**7-10**	

+ - Overtime

2023 GAME-BY-GAME REGULAR-SEASON STATISTICS (TITANS)

			TACKLES								INTERCEPTIONS					O. FUMB				ST					MISC			
DATE	OPPONENT	P/S	TK	S	A	SK	YDS	TFL	YDS	QBH	NO	YDS	LG	TD	PD	FF	FR	TD	YDS	TK	S	A	FF	FR	S	A	W/L	SCORE
09/10	at Saints	S	2	2	0	0.0	0.0	0	0	0	0	0	0	0	0	0	0	0	0	0	0	0	0	0	0	0	L	15-16
09/17	Chargers											INACTIVE															W	27-24+
09/24	at Browns	S	9	7	2	0.0	0.0	1	4	0	0	0	0	0	0	0	0	0	0	0	0	0	0	0	0	0	L	3-27
10/01	Bengals	S	2	2	0	0.0	0.0	0	0	0	0	0	0	0	1	0	0	0	0	0	0	0	0	0	0	0	W	27-3
10/08	at Colts	S	7	6	1	0.0	0.0	0	0	0	0	0	0	0	1	0	0	0	0	0	0	0	0	0	0	0	L	16-23
10/15	Ravens	S	4	3	1	0.0	0.0	0	0	0	0	0	0	0	1	0	0	0	0	0	0	0	0	0	0	0	L	16-24
10/29	Falcons	S	9	5	4	0.0	0.0	0	0	0	0	0	0	0	1	0	0	0	0	0	0	0	0	0	0	0	W	28-23
11/02	at Steelers	S	5	4	1	0.0	0.0	1	3	0	0	0	0	0	1	0	0	0	0	0	0	0	0	0	0	0	L	16-20
11/12	at Buccaneers	S	1	1	0	0.0	0.0	0	0	0	0	0	0	0	0	0	0	0	0	0	0	0	0	0	0	0	L	6-20
11/19	at Jaguars	S	5	5	0	0.0	0.0	0	0	0	0	0	0	0	0	0	0	0	0	0	0	0	0	0	0	0	L	14-34
11/26	Panthers	S	1	1	0	0.0	0.0	0	0	0	0	0	0	0	0	0	0	0	0	0	0	0	0	0	0	0	W	17-10
12/03	Colts	S	1	1	0	0.0	0.0	0	0	0	0	0	0	0	0	0	0	0	0	0	0	0	0	0	0	0	L	28-31+
12/11	at Dolphins											INACTIVE															W	28-27
12/17	Texans											DID NOT PLAY															L	16-19+
12/24	Seahawks											DID NOT PLAY															L	17-20
12/31	at Texans											DID NOT PLAY															L	3-26
01/07	Jaguars											DID NOT PLAY															W	28-20
2023 TOTALS		**11-11**	**46**	**37**	**9**	**0.0**	**0.0**	**2**	**7**	**0**	**0**	**0**	**0**	**0**	**5**	**0**	**0**	**0**	**0**	**0**	**0**	**0**	**0**	**0**	**0**	**0**	**6-11**	

+ - Overtime

2024 GAME-BY-GAME REGULAR-SEASON STATISTICS (CHARGERS)

			TACKLES								INTERCEPTIONS					O. FUMB				ST					MISC			
DATE	OPPONENT	P/S	TK	S	A	SK	YDS	TFL	YDS	QBH	NO	YDS	LG	TD	PD	FF	FR	TD	YDS	TK	S	A	FF	FR	S	A	W/L	SCORE
09/08	Raiders	S	5	2	3	0.0	0.0	0	0	0	0	0	0	0	0	0	0	0	0	0	0	0	0	0	0	0	W	22-10
09/15	at Panthers	S	1	1	0	0.0	0.0	1	2	0	0	0	0	0	1	0	0	0	0	0	0	0	0	0	0	0	W	26-3
09/22	at Steelers	S	7	7	0	0.0	0.0	1	4	0	0	0	0	0	0	0	0	0	0	0	0	0	0	0	0	0	L	10-20
09/29	Chiefs	S	2	1	1	0.0	0.0	0	0	0	1	29	29	0	2	0	0	0	0	0	0	0	0	0	0	0	L	10-17
10/13	at Broncos	S	1	1	0	0.0	0.0	0	0	0	0	0	0	0	0	0	0	0	0	0	0	0	0	0	0	0	W	23-16
10/21	at Cardinals	P	0	0	0	0.0	0.0	0	0	0	0	0	0	0	0	0	0	0	0	0	0	0	0	0	0	0	L	15-17
10/27	Saints	S	0	0	0	0.0	0.0	0	0	0	0	0	0	0	0	0	0	0	0	0	0	0	0	0	0	0	W	26-8
11/03	at Browns											INACTIVE															W	27-10
11/10	Titans											INACTIVE															W	27-17
11/17	Bengals	S	2	2	0	0.0	0.0	0	0	0	0	0	0	0	3	0	0	0	0	0	0	0	0	0	0	0	W	34-27
11/25	Ravens	S	2	0	2	0.0	0.0	0	0	0	0	0	0	0	0	0	0	0	0	0	0	0	0	0	0	0	L	23-30
12/01	at Falcons	S	7	4	3	0.0	0.0	0	0	0	0	0	0	0	1	0	0	0	0	0	0	0	0	0	0	0	W	17-13
12/08	at Chiefs	S	4	3	1	0.0	0.0	0	0	0	0	0	0	0	0	0	0	0	0	0	0	0	0	0	0	0	L	17-19
12/15	Buccaneers	S	7	5	2	0.0	0.0	0	0	0	0	0	0	0	0	0	0	0	0	0	0	0	0	0	0	0	L	17-40
12/19	Broncos	S	6	6	0	0.0	0.0	0	0	0	0	0	0	0	0	0	0	0	0	0	0	0	0	0	0	0	W	34-27
12/28	at Patriots	S	5	5	0	0.0	0.0	1	1	0	0	0	0	0	0	0	0	0	0	0	0	0	0	0	0	0	W	40-7
01/05	at Raiders	S	2	2	0	0.0	0.0	0	0	0	0	0	0	0	0	0	0	0	0	0	0	0	0	0	0	0	W	34-20
2024 TOTALS		**15-14**	**51**	**39**	**12**	**0.0**	**0.0**	**3**	**7**	**0**	**1**	**29**	**29**	**0**	**7**	**0**	**0**	**0**	**0**	**0**	**0**	**0**	**0**	**0**	**0**	**0**	**11-6**	

2025 GAME-BY-GAME REGULAR-SEASON STATISTICS (CHIEFS)

			TACKLES								INTERCEPTIONS					O. FUMB				ST					MISC			
DATE	OPPONENT	P/S	TK	S	A	SK	YDS	TFL	YDS	QBH	NO	YDS	LG	TD	PD	FF	FR	TD	YDS	TK	S	A	FF	FR	S	A	W/L	SCORE
09/05	at Chargers	P	1	1	0	0.0	0.0	0	0	0	0	0	0	0	0	0	0	0	0	0	0	0	0	0	0	0	L	21-27
09/14	Eagles	P	0	0	0	0.0	0.0	0	0	0	0	0	0	0	0	0	0	0	0	0	0	0	0	0	0	0	L	17-20
09/21	at Giants											INACTIVE															W	22-9
09/28	Ravens											INACTIVE															W	37-20
10/06	at Jaguars											INACTIVE															L	28-31
10/12	Lions											INACTIVE															W	30-17
10/19	Raiders											INACTIVE															W	31-0
10/27	Commanders											INACTIVE															W	28-7
11/02	at Bills											INACTIVE															L	21-28
11/16	at Broncos	P	2	2	0	0.0	0.0	0	0	0	0	0	0	0	0	0	0	0	0	0	0	0	0	0	0	0	L	19-22
11/23	Colts	P	0	0	0	0.0	0.0	0	0	0	0	0	0	0	0	0	0	0	0	0	0	0	0	0	0	0	W	23-20+
11/27	at Cowboys											INACTIVE															L	28-31
12/07	Texans											INACTIVE															L	10-20
2025 TOTALS		**4-0**	**3**	**3**	**0**	**0.0**	**0.0**	**0**	**0**	**0**	**0**	**0**	**0**	**0**	**0**	**0**	**0**	**0**	**0**	**0**	**0**	**0**	**0**	**0**	**0**	**0**	**6-7**	

+ - Overtime

2020 GAME-BY-GAME POSTSEASON STATISTICS (TITANS)

			TACKLES								INTERCEPTIONS					O. FUMB				ST					MISC			
DATE	OPPONENT	P/S	TK	S	A	SK	YDS	TFL	YDS	QBH	NO	YDS	LG	TD	PD	FF	FR	TD	YDS	TK	S	A	FF	FR	S	A	W/L	SCORE
01/10	Ravens	P	0	0	0	0.0	0.0	0	0	0	0	0	0	0	0	0	0	0	0	0	0	0	0	0	0	0	L	13-20
2020 TOTALS		**1-0**	**0**	**0**	**0**	**0.0**	**0.0**	**0**	**0**	**0**	**0**	**0**	**0**	**0**	**0**	**0**	**0**	**0**	**0**	**0**	**0**	**0**	**0**	**0**	**0**	**0**	**0-1**	

2021 GAME-BY-GAME POSTSEASON STATISTICS (TITANS)

			TACKLES								INTERCEPTIONS					O. FUMB				ST					MISC			
DATE	OPPONENT	P/S	TK	S	A	SK	YDS	TFL	YDS	QBH	NO	YDS	LG	TD	PD	FF	FR	TD	YDS	TK	S	A	FF	FR	S	A	W/L	SCORE
01/22	Bengals	S	6	4	2	0.0	0.0	0	0	0	0	0	0	0	0	0	0	0	0	0	0	0	0	0	0	0	L	16-19
2021 TOTALS		**1-1**	**6**	**4**	**2**	**0.0**	**0.0**	**0**	**0**	**0**	**0**	**0**	**0**	**0**	**0**	**0**	**0**	**0**	**0**	**0**	**0**	**0**	**0**	**0**	**0**	**0**	**0-1**	

2024 GAME-BY-GAME POSTSEASON STATISTICS (CHARGERS)

			TACKLES								INTERCEPTIONS					O. FUMB				ST					MISC			
DATE	OPPONENT	P/S	TK	S	A	SK	YDS	TFL	YDS	QBH	NO	YDS	LG	TD	PD	FF	FR	TD	YDS	TK	S	A	FF	FR	S	A	W/L	SCORE
01/11	at Texans	S	3	3	0	0.0	0.0	0	0	0	0	0	0	0	0	0	0	0	0	0	0	0	0	0	0	0	L	12-32
2024 TOTALS		**1-1**	**3**	**3**	**0**	**0.0**	**0.0**	**0**	**0**	**0**	**0**	**0**	**0**	**0**	**0**	**0**	**0**	**0**	**0**	**0**	**0**	**0**	**0**	**0**	**0**	**0**	**0-1**	

KRISTIAN FULTON'S COLLEGE DEFENSIVE STATISTICS

				TACKLES								INTERCEPTIONS					O. FUMB				ST					MISC	
DATE	TEAM	GP	GS	TK	S	A	TFL	YDS	SK	YDS	QBH	NO	YDS	LG	TD	PD	FF	FR	TD	YDS	TK	S	A	FF	FR	S	A
2016	LSU	3	0	2	1	1	0.0	0.0	0.0	0.0	0	0	0	0	0	0	0	0	0	0	0	0	0	0	0	0	0
2018	LSU	10	10	25	20	5	1.0	7.0	0.0	0.0	0	1	0	0	0	9	1	0	0	0	0	0	0	0	0	0	0
2019	LSU	15	15	38	28	10	1.0	6.0	0.0	0.0	0	1	0	0	0	14	0	0	0	0	0	0	0	0	0	0	0
TOTALS		**28**	**25**	**65**	**49**	**16**	**2.0**	**13.0**	**0.0**	**0.0**	**0**	**2**	**0**	**0**	**0**	**23**	**1**	**0**	**0**	**0**	**0**	**0**	**0**	**0**	**0**	**0**

COLLEGE 2016 GAME-BY-GAME STATISTICS (LSU)

			TACKLES								INTERCEPTIONS					O. FUMB				ST					MISC			
DATE	OPPONENT	P/S	TK	S	A	SK	YDS	TFL	YDS	QBH	NO	YDS	LG	TD	PD	FF	FR	TD	YDS	TK	S	A	FF	FR	S	A	W/L	SCORE
10/01	Missouri	P	1	0	1	0.0	0.0	0.0	0.0	0	0	0	0	0	0	0	0	0	0	0	0	0	0	0	0	0	W	42-7
10/15	Southern Miss.	P	1	1	0	0.0	0.0	0.0	0.0	0	0	0	0	0	0	0	0	0	0	0	0	0	0	0	0	0	W	45-10
12/31	at Louisville	P	0	0	0	0.0	0.0	0.0	0.0	0	0	0	0	0	0	0	0	0	0	0	0	0	0	0	0	0	W	29-9
2016 TOTALS		**3-0**	**2**	**1**	**1**	**0.0**	**0.0**	**0.0**	**0.0**	**0**	**0**	**0**	**0**	**0**	**0**	**0**	**0**	**0**	**0**	**0**	**0**	**0**	**0**	**0**	**0**	**3-0**	

COLLEGE 2018 GAME-BY-GAME STATISTICS (LSU)

			TACKLES								INTERCEPTIONS					O. FUMB				ST					MISC			
DATE	OPPONENT	P/S	TK	S	A	SK	YDS	TFL	YDS	QBH	NO	YDS	LG	TD	PD	FF	FR	TD	YDS	TK	S	A	FF	FR	S	A	W/L	SCORE
09/01	Miami (FL)	S	3	2	1	0.0	0.0	0.0	0.0	0	0	0	0	0	2	0	0	0	0	0	0	0	0	0	0	0	W	33-17
09/07	Southeastern La.	S	5	4	1	0.0	0.0	0.0	0.0	0	0	0	0	0	0	0	0	0	0	0	0	0	0	0	0	0	W	31-0
09/14	at Auburn	S	2	2	0	0.0	0.0	0.0	0.0	0	0	0	0	0	0	0	0	0	0	0	0	0	0	0	0	0	W	22-21
09/21	Louisiana Tech	S	3	3	0	0.0	0.0	0.0	0.0	0	0	0	0	0	2	1	0	0	0	0	0	0	0	0	0	0	W	38-21
09/28	Ole Miss	S	3	3	0	0.0	0.0	0.0	0.0	0	0	0	0	0	2	0	0	0	0	0	0	0	0	0	0	0	W	45-16
10/05	at Florida	S	1	0	1	0.0	0.0	0.0	0.0	0	0	0	0	0	1	0	0	0	0	0	0	0	0	0	0	0	L	19-27
10/12	Georgia	S	1	0	1	0.0	0.0	0.0	0.0	0	1	0	0	0	0	0	0	0	0	0	0	0	0	0	0	0	W	36-16
10/20	Mississippi St.	S	3	3	0	0.0	0.0	0.0	0.0	0	0	0	0	0	0	0	0	0	0	0	0	0	0	0	0	0	W	19-3
11/02	Alabama	S	3	2	1	0.0	0.0	0.0	0.0	0	0	0	0	0	1	0	0	0	0	0	0	0	0	0	0	0	L	0-29
11/09	at Arkansas	S	1	1	0	0.0	0.0	1.0	7.0	0	0	0	0	0	1	0	0	0	0	0	0	0	0	0	0	0	W	24-17
2018 TOTALS		**10-10**	**25**	**20**	**5**	**0.0**	**0.0**	**1.0**	**7.0**	**0**	**1**	**0**	**0**	**0**	**9**	**1**	**0**	**0**	**0**	**0**	**0**	**0**	**0**	**0**	**0**	**8-2**	

COLLEGE 2019 GAME-BY-GAME STATISTICS (LSU)

			TACKLES								INTERCEPTIONS					O. FUMB				ST					MISC			
DATE	OPPONENT	P/S	TK	S	A	SK	YDS	TFL	YDS	QBH	NO	YDS	LG	TD	PD	FF	FR	TD	YDS	TK	S	A	FF	FR	S	A	W/L	SCORE
08/31	Ga. Southern	S	1	1	0	0.0	0.0	0.0	0.0	0	0	0	0	0	1	0	0	0	0	0	0	0	0	0	0	0	W	55-3
09/07	at Texas	S	4	4	0	0.0	0.0	0.0	0.0	0	0	0	0	0	2	0	0	0	0	0	0	0	0	0	0	0	W	45-38
09/14	Northwestern St.	S	0	0	0	0.0	0.0	0.0	0.0	0	0	0	0	0	1	0	0	0	0	0	0	0	0	0	0	0	W	65-14
09/21	at Vanderbilt	S	5	4	1	0.0	0.0	0.0	0.0	0	0	0	0	0	1	0	0	0	0	0	0	0	0	0	0	0	W	66-38
10/05	Utah St.	S	3	2	1	0.0	0.0	0.0	0.0	0	0	0	0	0	0	0	0	0	0	0	0	0	0	0	0	0	W	42-6
10/12	Florida	S	4	4	0	0.0	0.0	0.0	0.0	0	0	0	0	0	1	0	0	0	0	0	0	0	0	0	0	0	W	42-28
10/19	at Mississippi St.	S	3	1	2	0.0	0.0	0.0	0.0	0	1	0	0	0	2	0	0	0	0	0	0	0	0	0	0	0	W	36-13
10/26	Auburn	S	1	0	1	0.0	0.0	0.0	0.0	0	0	0	0	0	0	0	0	0	0	0	0	0	0	0	0	0	W	23-20
11/09	at Alabama	S	2	1	1	0.0	0.0	0.0	0.0	0	0	0	0	0	1	0	0	0	0	0	0	0	0	0	0	0	W	46-41
11/16	at Ole Miss	S	2	0	2	0.0	0.0	0.0	0.0	0	0	0	0	0	0	0	0	0	0	0	0	0	0	0	0	0	W	58-37
11/23	Arkansas	S	2	1	1	0.0	0.0	0.0	0.0	0	0	0	0	0	0	0	0	0	0	0	0	0	0	0	0	0	W	56-20
11/30	Texas A&M	S	3	2	1	0.0	0.0	0.0	0.0	0	0	0	0	0	2	0	0	0	0	0	0	0	0	0	0	0	W	50-7
12/07	Georgia	S	1	1	0	0.0	0.0	0.0	0.0	0	0	0	0	0	1	0	0	0	0	0	0	0	0	0	0	0	W	37-10
12/28	Oklahoma	S	1	1	0	0.0	0.0	0.0	0.0	0	0	0	0	0	1	0	0	0	0	0	0	0	0	0	0	0	W	63-28
01/13	Clemson	S	6	6	0	0.0	0.0	1.0	6.0	0	0	0	0	0	1	0	0	0	0	0	0	0	0	0	0	0	W	42-25
2019 TOTALS		**15-15**	**38**	**28**	**10**	**0.0**	**0.0**	**1.0**	**6.0**	**0**	**1**	**0**	**0**	**0**	**14**	**0**	**0**	**0**	**0**	**0**	**0**	**0**	**0**	**0**	**0**	**15-0**	

ASHTON GILLOTTE

DEFENSIVE END #97

LOUISVILLE

ROOKIE

HEIGHT:	6'3"
WEIGHT:	270 LBS
HOW ACQUIRED:	D3-25
BIRTHDAY:	10/30/02

- Gillotte enters his first season with the Chiefs in 2025.
- Originally entered the NFL as a third-round pick (66th overall) by the Kansas City Chiefs in the 2025 NFL Draft.

Transactions: Originally entered the NFL as a third-round pick (66th overall) by the Kansas City Chiefs in the 2025 NFL Draft.

COLLEGE

Spent four seasons at Louisville (2021-24) ... Appeared in 51 games and recorded 131 tackles (73 solo), 40.5 tackles for loss, 20 quarterback hits, 26.5 sacks, four forced fumbles, three fumble recoveries and one pass defensed ... Played in 12 games in 2024 and tallied 43 tackles (23 solo) and 4.5 sacks ... Led the country in hurries ... Started all 14 games in 2023 recording 45 tackles, 14.5 tackles for loss and 11.0 sacks ... Started 12 games in 2022 posting 7.0 sacks and eight tackles for loss ... Appeared in 13 games (four starts) in 2021 and finished with 19 tackles, eight tackles for loss and 4.0 sacks ... Three-time All-ACC Academic selection (2022-24) ... Finalist for the Campbell Trophy (2024) ... CSC Academic All-American (2024) ... First-team All-ACC (2023).

PERSONAL

- Three-star prospect by 247Sports.
- Ranked as the No. 72 weakside defensive end and the No. 165 in Florida.
- Credited with 128 tackles during his career at Boca Raton (Fla.).
- Went to the state championship in weightlifting and was ranked 21st in the Southeast region for CrossFit.

ASHTON GILLOTTE'S NFL REGULAR SEASON DEFENSIVE STATISTICS

				TACKLES								INTERCEPTIONS					O. FUMB				ST					MISC	
DATE	TEAM	GP	GS	TK	S	A	TFL	YDS	SK	YDS	QBH	NO	YDS	LG	TD	PD	FF	FR	TD	YDS	TK	S	A	FF	FR	S	A
2025	Chiefs	13	1	23	11	12	2	4	1.0	1.5	5	0	0	0	0	0	0	0	0	0	1	0	1	0	0	0	0
NFL TOTALS		**13**	**1**	**23**	**11**	**12**	**2**	**4**	**1.0**	**1.5**	**5**	**0**	**0**	**0**	**0**	**0**	**0**	**0**	**0**	**0**	**1**	**0**	**1**	**0**	**0**	**0**	**0**

SINGLE-GAME HIGHS: DEFENSIVE

Total Tackles
3 at Dallas, Nov 27, 2025
3 vs. Indianapolis, Nov 23, 2025
3 at Buffalo, Nov 02, 2025
...1 more at 3.

Solo Tackles
2 vs. Indianapolis, Nov 23, 2025
2 at Denver, Nov 16, 2025
1 vs. Houston, Dec 07, 2025
1 at Dallas, Nov 27, 2025
...5 more at 1.

Tackles For Loss
1 at Dallas, Nov 27, 2025
1 vs. Philadelphia, Sep 14, 2025

2025 GAME-BY-GAME REGULAR-SEASON STATISTICS (CHIEFS)

			TACKLES								INTERCEPTIONS					O. FUMB				ST					MISC			
DATE	OPPONENT	P/S	TK	S	A	SK	YDS	TFL	YDS	QBH	NO	YDS	LG	TD	PD	FF	FR	TD	YDS	TK	S	A	FF	FR	S	A	W/L	SCORE
09/05	at Chargers	P	1	1	0	0.0	0.0	0	0	0	0	0	0	0	0	0	0	0	0	0	0	0	0	0	0	0	L	21-27
09/14	Eagles	P	3	1	2	0.0	0.0	1	1	0	0	0	0	0	0	0	0	0	0	0	0	0	0	0	0	0	L	17-20
09/21	at Giants	P	0	0	0	0.0	0.0	0	0	1	0	0	0	0	0	0	0	0	0	0	0	0	0	0	0	0	W	22-9
09/28	Ravens	S	1	1	0	0.0	0.0	0	0	0	0	0	0	0	0	0	0	0	0	0	0	0	0	0	0	0	W	37-20
10/06	at Jaguars	P	2	1	1	0.0	0.0	0	0	0	0	0	0	0	0	0	0	0	0	0	0	0	0	0	0	0	L	28-31
10/12	Lions	P	0	0	0	0.0	0.0	0	0	0	0	0	0	0	0	0	0	0	0	0	0	0	0	0	0	0	W	30-17
10/19	Raiders	P	2	0	2	0.0	0.0	0	0	0	0	0	0	0	0	0	0	0	0	0	0	0	0	0	0	0	W	31-0
10/27	Commanders	P	1	0	1	0.0	0.0	0	0	0	0	0	0	0	0	0	0	0	0	0	0	0	0	0	0	0	W	28-7
11/02	at Bills	P	3	1	2	0.5	1.0	0	0	2	0	0	0	0	0	0	0	0	0	0	0	0	0	0	0	0	L	21-28
11/16	at Broncos	P	2	2	0	0.0	0.0	0	0	0	0	0	0	0	0	0	0	0	0	0	0	0	0	0	0	0	L	19-22
11/23	Colts	P	3	2	1	0.0	0.0	0	0	0	0	0	0	0	0	0	0	0	0	0	0	0	0	0	0	0	W	23-20+
11/27	at Cowboys	P	3	1	2	0.0	0.0	1	3	1	0	0	0	0	0	0	0	0	0	1	0	1	0	0	0	0	L	28-31
12/07	Texans	P	2	1	1	0.5	0.5	0	0	1	0	0	0	0	0	0	0	0	0	0	0	0	0	0	0	0	L	10-20
2025 TOTALS		**13-1**	**23**	**11**	**12**	**1.0**	**1.5**	**2**	**4**	**5**	**0**	**0**	**0**	**0**	**0**	**0**	**0**	**0**	**0**	**1**	**0**	**1**	**0**	**0**	**0**	**0**	**6-7**	

+ - Overtime

ASHTON GILLOTTE'S COLLEGE DEFENSIVE STATISTICS

				TACKLES								INTERCEPTIONS					O. FUMB				ST					MISC	
DATE	TEAM	GP	GS	TK	S	A	TFL	YDS	SK	YDS	QBH	NO	YDS	LG	TD	PD	FF	FR	TD	YDS	TK	S	A	FF	FR	S	A
2021	Louisville	13	4	19	15	4	8.0	34.0	4.0	23.0	3	0	0	0	0	0	0	0	0	0	0	0	0	0	0	0	0
2022	Louisville	12	12	24	12	12	8.0	53.0	7.0	53.0	1	0	0	0	0	1	1	2	0	0	0	0	0	0	0	0	0
2023	Louisville	14	14	45	23	22	14.5	82.0	11.0	71.0	6	0	0	0	0	0	3	1	0	0	0	0	0	0	0	0	0
2024	Louisville	12	12	43	23	20	10.0	37.0	4.5	22.0	10	0	0	0	0	0	0	0	0	0	0	0	0	0	0	0	0
TOTALS		**51**	**42**	**131**	**73**	**58**	**40.5**	**206.0**	**26.5**	**169.0**	**20**	**0**	**0**	**0**	**0**	**1**	**4**	**3**	**0**	**0**	**0**	**0**	**0**	**0**	**0**	**0**	**0**

COLLEGE 2021 GAME-BY-GAME STATISTICS (LOUISVILLE)

			TACKLES								INTERCEPTIONS					O. FUMB				ST					MISC			
DATE	OPPONENT	P/S	TK	S	A	SK	YDS	TFL	YDS	QBH	NO	YDS	LG	TD	PD	FF	FR	TD	YDS	TK	S	A	FF	FR	S	A	W/L	SCORE
09/06	at Ole Miss	P	2	1	1	0.0	0.0	0.5	4.0	0	0	0	0	0	0	0	0	0	0	0	0	0	0	0	0	0	L	24-43
09/11	Eastern Ky.	S	1	1	0	1.0	6.0	1.0	6.0	0	0	0	0	0	0	0	0	0	0	0	0	0	0	0	0	0	W	30-3
09/17	UCF	P	3	2	1	0.0	0.0	1.0	4.0	0	0	0	0	0	0	0	0	0	0	0	0	0	0	0	0	0	W	42-35
09/25	at Florida St.	P	3	3	0	2.0	11.0	3.0	12.0	0	0	0	0	0	0	0	0	0	0	0	0	0	0	0	0	0	W	31-23
10/02	at Wake Forest	S	0	0	0	0.0	0.0	0.0	0.0	0	0	0	0	0	0	0	0	0	0	0	0	0	0	0	0	0	L	34-37
10/09	Virginia	P	1	0	1	0.0	0.0	0.5	1.0	0	0	0	0	0	0	0	0	0	0	0	0	0	0	0	0	0	L	33-34
10/23	Boston College	P	2	2	0	0.0	0.0	0.0	0.0	0	0	0	0	0	0	0	0	0	0	0	0	0	0	0	0	0	W	28-14
10/30	at NC State	P	0	0	0	0.0	0.0	0.0	0.0	0	0	0	0	0	0	0	0	0	0	0	0	0	0	0	0	0	L	13-28
11/06	Clemson	P	0	0	0	0.0	0.0	0.0	0.0	1	0	0	0	0	0	0	0	0	0	0	0	0	0	0	0	0	L	24-30
11/13	Syracuse	P	3	2	1	0.0	0.0	0.0	0.0	0	0	0	0	0	0	0	0	0	0	0	0	0	0	0	0	0	W	41-3
11/18	at Duke	S	0	0	0	0.0	0.0	0.0	0.0	1	0	0	0	0	0	0	0	0	0	0	0	0	0	0	0	0	W	62-22
11/27	Kentucky	P	1	1	0	0.0	0.0	1.0	1.0	1	0	0	0	0	0	0	0	0	0	0	0	0	0	0	0	0	L	21-52
12/28	Air Force	S	3	3	0	1.0	6.0	1.0	6.0	0	0	0	0	0	0	0	0	0	0	0	0	0	0	0	0	0	L	28-31
2021 TOTALS		**13-4**	**19**	**15**	**4**	**4.0**	**23.0**	**8.0**	**34.0**	**3**	**0**	**0**	**0**	**0**	**0**	**0**	**0**	**0**	**0**	**0**	**0**	**0**	**0**	**0**	**0**	**6-7**	

COLLEGE 2022 GAME-BY-GAME STATISTICS (LOUISVILLE)

			TACKLES								INTERCEPTIONS					O. FUMB				ST					MISC			
DATE	OPPONENT	P/S	TK	S	A	SK	YDS	TFL	YDS	QBH	NO	YDS	LG	TD	PD	FF	FR	TD	YDS	TK	S	A	FF	FR	S	A	W/L	SCORE
09/03	at Syracuse	S	3	2	1	2.0	9.0	2.0	9.0	0	0	0	0	0	0	0	0	0	0	0	0	0	0	0	0	0	L	7-31
09/09	at UCF	S	0	0	0	0.0	0.0	0.0	0.0	0	0	0	0	0	0	0	0	0	0	0	0	0	0	0	0	0	W	20-14
09/16	Florida St.	S	1	1	0	1.0	10.0	1.0	10.0	0	0	0	0	0	0	0	0	0	0	0	0	0	0	0	0	0	L	31-35
09/24	South Fla.										DID NOT PLAY																W	41-3
10/01	at Boston College	S	2	2	0	0.0	0.0	0.0	0.0	0	0	0	0	0	0	0	0	0	0	0	0	0	0	0	0	0	L	33-34
10/08	at Virginia	S	3	2	1	1.0	4.0	1.5	4.0	0	0	0	0	0	0	0	0	0	0	0	0	0	0	0	0	0	W	34-17
10/22	Pittsburgh	S	3	1	2	0.0	0.0	0.0	0.0	0	0	0	0	0	0	0	0	0	0	0	0	0	0	0	0	0	W	24-10
10/29	Wake Forest	S	0	0	0	0.0	0.0	0.0	0.0	0	0	0	0	0	1	0	1	0	0	0	0	0	0	0	0	0	W	48-21
11/05	James Madison	S	3	1	2	0.0	0.0	0.0	0.0	0	0	0	0	0	0	0	0	0	0	0	0	0	0	0	0	0	W	34-10
11/12	at Clemson	S	1	1	0	0.0	0.0	0.0	0.0	0	0	0	0	0	0	0	0	0	0	0	0	0	0	0	0	0	L	16-31
11/19	NC State	S	4	0	4	1.0	4.0	1.0	4.0	0	0	0	0	0	0	0	0	0	0	0	0	0	0	0	0	0	W	25-10
11/26	at Kentucky	S	2	1	1	1.0	10.0	1.5	10.0	1	0	0	0	0	0	0	0	0	0	0	0	0	0	0	0	0	L	13-26
12/17	Cincinnati	S	2	1	1	1.0	16.0	1.0	16.0	0	0	0	0	0	0	1	1	0	0	0	0	0	0	0	0	0	W	24-7
2022 TOTALS		**12-12**	**24**	**12**	**12**	**7.0**	**53.0**	**8.0**	**53.0**	**1**	**0**	**0**	**0**	**0**	**1**	**1**	**2**	**0**	**0**	**0**	**0**	**0**	**0**	**0**	**0**	**8-5**	

COLLEGE 2023 GAME-BY-GAME STATISTICS (LOUISVILLE)

			TACKLES								INTERCEPTIONS					O. FUMB				ST					MISC			
DATE	OPPONENT	P/S	TK	S	A	SK	YDS	TFL	YDS	QBH	NO	YDS	LG	TD	PD	FF	FR	TD	YDS	TK	S	A	FF	FR	S	A	W/L	SCORE
09/01	at Georgia Tech	S	2	2	0	0.0	0.0	0.0	0.0	2	0	0	0	0	0	0	0	0	0	0	0	0	0	0	0	0	L	34-39
09/07	Murray St.	S	3	1	2	1.0	5.0	1.0	5.0	1	0	0	0	0	0	0	0	0	0	0	0	0	0	0	0	0	W	56-0
09/16	at Indiana	S	4	2	2	0.0	0.0	0.0	0.0	0	0	0	0	0	0	1	0	0	0	0	0	0	0	0	0	0	L	14-21
09/23	Boston College	S	3	3	0	3.0	10.0	3.0	10.0	0	0	0	0	0	0	0	0	0	0	0	0	0	0	0	0	0	W	56-28
09/29	at NC State	S	6	1	5	1.0	9.0	1.0	9.0	0	0	0	0	0	0	0	0	0	0	0	0	0	0	0	0	0	W	13-10
10/07	Notre Dame	S	3	2	1	1.5	14.0	2.5	16.0	0	0	0	0	0	0	1	0	0	0	0	0	0	0	0	0	0	W	33-20
10/14	at Pittsburgh	S	3	0	3	0.0	0.0	0.5	0.0	0	0	0	0	0	0	0	0	0	0	0	0	0	0	0	0	0	L	21-38
10/28	Duke	S	3	2	1	2.0	11.0	2.0	11.0	1	0	0	0	0	0	0	0	0	0	0	0	0	0	0	0	0	W	23-0
11/04	Virginia Tech	S	3	2	1	0.0	0.0	1.0	7.0	0	0	0	0	0	0	1	0	0	0	0	0	0	0	0	0	0	W	34-3
11/09	Virginia	S	7	2	5	1.5	12.0	2.0	12.0	1	0	0	0	0	0	0	1	0	0	0	0	0	0	0	0	0	W	31-24
11/18	at Miami (FL)	S	2	1	1	0.0	0.0	0.0	0.0	0	0	0	0	0	0	0	0	0	0	0	0	0	0	0	0	0	W	38-31
11/25	Kentucky	S	4	3	1	1.0	10.0	1.5	12.0	1	0	0	0	0	0	0	0	0	0	0	0	0	0	0	0	0	L	31-38
12/02	at Florida St.	S	2	2	0	0.0	0.0	0.0	0.0	0	0	0	0	0	0	0	0	0	0	0	0	0	0	0	0	0	L	6-16
12/27	at Southern California	S	0	0	0	0.0	0.0	0.0	0.0	0	0	0	0	0	0	0	0	0	0	0	0	0	0	0	0	0	L	28-42
2023 TOTALS		**14-14**	**45**	**23**	**22**	**11.0**	**71.0**	**14.5**	**82.0**	**6**	**0**	**0**	**0**	**0**	**0**	**3**	**1**	**0**	**0**	**0**	**0**	**0**	**0**	**0**	**0**	**8-6**	

COLLEGE 2024 GAME-BY-GAME STATISTICS (LOUISVILLE)

			TACKLES								INTERCEPTIONS					O. FUMB				ST					MISC			
DATE	OPPONENT	P/S	TK	S	A	SK	YDS	TFL	YDS	QBH	NO	YDS	LG	TD	PD	FF	FR	TD	YDS	TK	S	A	FF	FR	S	A	W/L	SCORE
08/31	Austin Peay	S	4	2	2	1.0	5.0	1.5	5.0	1	0	0	0	0	0	0	0	0	0	0	0	0	0	0	0	0	W	62-0
09/07	Jacksonville St.	S	3	0	3	0.0	0.0	0.0	0.0	0	0	0	0	0	0	0	0	0	0	0	0	0	0	0	0	0	W	49-14
09/21	Georgia Tech	S	2	1	1	0.0	0.0	0.0	0.0	3	0	0	0	0	0	0	0	0	0	0	0	0	0	0	0	0	W	31-19
09/28	at Notre Dame	S	3	3	0	0.0	0.0	0.0	0.0	1	0	0	0	0	0	0	0	0	0	0	0	0	0	0	0	0	L	24-31
10/05	SMU	S	1	1	0	0.0	0.0	0.0	0.0	0	0	0	0	0	0	0	0	0	0	0	0	0	0	0	0	0	L	27-34
10/12	at Virginia	S	3	1	2	1.0	6.0	1.0	6.0	2	0	0	0	0	0	0	0	0	0	0	0	0	0	0	0	0	W	24-20
10/19	Miami (FL)	S	2	1	1	0.0	0.0	0.0	0.0	0	0	0	0	0	0	0	0	0	0	0	0	0	0	0	0	0	L	45-52
10/25	at Boston College	S	9	5	4	0.0	0.0	2.5	4.0	0	0	0	0	0	0	0	0	0	0	0	0	0	0	0	0	0	W	31-27
11/02	at Clemson	S	7	4	3	0.5	4.0	0.5	4.0	0	0	0	0	0	0	0	0	0	0	0	0	0	0	0	0	0	W	33-21
11/16	at Stanford	S	2	1	1	0.0	0.0	1.0	3.0	1	0	0	0	0	0	0	0	0	0	0	0	0	0	0	0	0	L	35-38
11/23	Pittsburgh	S	3	3	0	2.0	7.0	3.0	13.0	1	0	0	0	0	0	0	0	0	0	0	0	0	0	0	0	0	W	37-9
11/30	at Kentucky	S	4	1	3	0.0	0.0	0.5	2.0	1	0	0	0	0	0	0	0	0	0	0	0	0	0	0	0	0	W	41-14
12/31	at Washington										DID NOT PLAY																W	35-34
2024 TOTALS		**12-12**	**43**	**23**	**20**	**4.5**	**22.0**	**10.0**	**37.0**	**10**	**0**	**0**	**0**	**0**	**0**	**0**	**0**	**0**	**0**	**0**	**0**	**0**	**0**	**0**	**0**	**0**	**9-4**	

NOAH GRAY

TIGHT END #83

DUKE

5TH YEAR IN THE NFL

5TH YEAR WITH THE CHIEFS

HEIGHT: 6'3"
WEIGHT: 240 LBS
HOW ACQUIRED: D5A-21
BIRTHDAY: 4/30/99

- Gray enters his fifth season with the Chiefs in 2025.
- Originally entered the NFL as a fifth-round pick (162nd overall) by the Chiefs in the 2021 NFL Draft.

Career Highlights:

Had a career season in 2024 recording career-highs in receptions (40), receiving yards (437), scrimmage yards (433) and receiving touchdowns (5).

Transactions:

Re-signed with Kansas City (9/5/24) ... Originally entered the NFL as a fifth-round pick (162nd overall) by the Kansas City Chiefs in the 2021 NFL Draft.

COLLEGE

Missed only one game during his tenure at Duke (48 career games with 21 starts) ... Had 105 receptions for 948 yards (9.03 avg.) and eight touchdowns ... 2019 second-team All-America pick by *The Walter Camp Football Foundation* ... 2019 second-team All-ACC choice ... Two-time Academic All-ACC selection ... Represented Duke at the 2021 Reese's Senior Bowl ... Owned 26 games with two or more receptions, including a career-high seven catches at Wake Forest in 2019 ... Caught four or more passes in 12 contests ... Reached 20+ receiving yards in 21 games with a career-high 76 yards against Wake Forest in 2019 ... Broke Duke's all-time career receptions mark by a tight end in 2020 ... Finished fourth in program history for most career touchdown receptions by a tight end ... Concluded career having caught one or more receptions in 26 consecutive games ... Played 1,890 career snaps.

PERSONAL

- Played at Leominster Senior High School.
- As a senior, caught 30 passes for 619 yards and eight touchdowns to earn all-state honors from the *Massachusetts High School Football Coaches Association.*
- Also received All-State recognition from *Inside the Huddle Massachusetts.*
- Named to the *USA Today* American Family Insurance All-USA Massachusetts team.
- Prior to senior campaign, earned Offensive MVP honors at the New York vs. New England 7-on-7 All-Star Challenge.
- In his junior season, rushed for 437 yards and seven touchdowns while passing for 1,707 yards and 21 touchdowns to help the squad to an 8-3 mark and berth in the *Massachusetts Interscholastic Athletic Association* playoffs.
- Two-time All-Star selection by the *Worcester Telegram.*
- Also played basketball.
- Hometown: Leominster, Mass.

NOAH GRAY'S NFL REGULAR SEASON RUSHING/RECEIVING STATISTICS

				RECEIVING					RUSHING				
DATE	TEAM	GP	GS	NO.	YDS.	AVG.	LG	TD	NO.	YDS.	AVG.	LG	TD
2021	Chiefs	16	1	7	36	5.1	8	1	0	0	0.0	0	0
2022	Chiefs	17	8	28	299	10.7	27	1	1	1	1.0	1t	1
2023	Chiefs	17	10	28	305	10.9	34t	2	1	1	1.0	1	0
2024	Chiefs	17	10	40	437	10.9	35t	5	1	-4	-4.0	-4	0
2025	Chiefs	12	5	17	146	8.6	28	0	0	0	0.0	0	0
NFL TOTALS		**79**	**34**	**120**	**1,223**	**10.2**	**35T**	**9**	**3**	**-2**	**-0.7**	**1T**	**1**

NOAH GRAY'S NFL POSTSEASON RUSHING/RECEIVING STATISTICS

				RECEIVING					RUSHING				
DATE	TEAM	GP	GS	NO.	YDS.	AVG.	LG	TD	NO.	YDS.	AVG.	LG	TD
2021	Chiefs	3	0	2	14	7.0	8	0	0	0	0.0	0	0
2022	Chiefs	3	3	3	37	12.3	27	0	1	0	0.0	0	0
2023	Chiefs	4	2	8	66	8.3	20	0	0	0	0.0	0	0
2024	Chiefs	3	0	4	15	3.8	6	0	0	0	0.0	0	0
NFL TOTALS		**13**	**5**	**17**	**132**	**7.8**	**27**	**0**	**1**	**0**	**0.0**	**0**	**0**

NOAH GRAY'S NFL REGULAR SEASON RETURN STATISTICS

		KICKOFF RETURNS					PUNT RETURNS					
DATE	TEAM	RET.	YDS.	AVG.	LG	TD	NO.	FC	YDS.	AVG.	LG	TD
2021	Chiefs	0	0	0.0	0	0	0	0	0	0.0	0	0
2022	Chiefs	0	0	0.0	0	0	0	0	0	0.0	0	0
2023	Chiefs	0	0	0.0	0	0	0	0	0	0.0	0	0
2024	Chiefs	0	0	0.0	0	0	0	0	0	0.0	0	0
2025	Chiefs	0	0	0.0	0	0	0	0	0	0.0	0	0
NFL TOTALS		**0**	**0**	**0.0**	**0**	**0**	**0**	**0**	**0**	**0.0**	**0**	**0**

NOAH GRAY'S NFL POSTSEASON RETURN STATISTICS

		KICKOFF RETURNS					PUNT RETURNS					
DATE	TEAM	RET.	YDS.	AVG.	LG	TD	NO.	FC	YDS.	AVG.	LG	TD
2021	Chiefs	0	0	0.0	0	0	0	0	0	0.0	0	0
2022	Chiefs	0	0	0.0	0	0	0	0	0	0.0	0	0
2023	Chiefs	0	0	0.0	0	0	0	0	0	0.0	0	0
2024	Chiefs	0	0	0.0	0	0	0	0	0	0.0	0	0
NFL TOTALS		**0**	**0**	**0.0**	**0**	**0**	**0**	**0**	**0**	**0.0**	**0**	**0**

SINGLE-GAME HIGHS: RUSHING/RECEIVING

Rush Attempts
1 vs. Denver, Oct 12, 2023
1 at Tampa Bay, Oct 02, 2022

Rushing Yards
1 vs. Denver, Oct 12, 2023
1 at Tampa Bay, Oct 02, 2022

Longest Runs
1 vs. Denver, Oct 12, 2023
1t at Tampa Bay, Oct 02, 2022

Rushing TDs
1 at Tampa Bay, Oct 02, 2022

Receptions
4 vs. L.A. Chargers, Dec 08, 2024
4 vs. Las Vegas, Nov 29, 2024
4 at Carolina, Nov 24, 2024
...3 more at 4.

Receiving Yards
66 at Carolina, Nov 24, 2024
66 at San Francisco, Oct 20, 2024
58 vs. Las Vegas, Nov 29, 2024
45 at Denver, Dec 11, 2022
45 vs. Tennessee, Nov 06, 2022

Receiving Average
16.5 at Carolina, Nov 24, 2024
16.5 at San Francisco, Oct 20, 2024
15.0 at Denver, Dec 11, 2022
15.0 vs. Tennessee, Nov 06, 2022
14.5 vs. Las Vegas, Nov 29, 2024

Longest Receptions
35t at Carolina, Nov 24, 2024
34t at N.Y. Jets, Oct 01, 2023
32 at New England, Dec 17, 2023
29 at L.A. Chargers, Sep 29, 2024
28 vs. Las Vegas, Oct 19, 2025

Receiving TDs
2 at Carolina, Nov 24, 2024
2 at Buffalo, Nov 17, 2024
1 at Cleveland, Dec 15, 2024
1 at Green Bay, Dec 03, 2023
...3 more at 1.

All-Purpose Yards
66 at Carolina, Nov 24, 2024
66 at San Francisco, Oct 20, 2024
58 vs. Las Vegas, Nov 29, 2024
45 at Denver, Dec 11, 2022
45 vs. Tennessee, Nov 06, 2022

Special Teams Tackles
1 vs. Philadelphia, Nov 20, 2023
1 vs. Denver, Oct 12, 2023
1 vs. Seattle, Dec 24, 2022
...2 more at 1.

Most TDs
2 at Carolina, Nov 24, 2024
2 at Buffalo, Nov 17, 2024
1 at Cleveland, Dec 15, 2024
1 at Green Bay, Dec 03, 2023
...4 more at 1.

Miscellaneous Tackles
1 at New England, Dec 17, 2023
1 at N.Y. Jets, Oct 01, 2023

SINGLE-GAME HIGHS – POSTSEASON: RUSHING/RECEIVING

Rush Attempts
1 vs. Jacksonville, Jan 21, 2023

Receptions
3 vs. Houston, Jan 18, 2025
3 at Buffalo, Jan 21, 2024
2 vs. San Francisco, Feb 11, 2024
2 at Baltimore, Jan 28, 2024
...1 more at 2.

Receiving Yards
27 vs. Jacksonville, Jan 21, 2023
22 vs. San Francisco, Feb 11, 2024
20 vs. Miami, Jan 13, 2024
16 at Buffalo, Jan 21, 2024
14 vs. Buffalo, Jan 23, 2022

Receiving Average
5.3 at Buffalo, Jan 21, 2024
4.3 vs. Houston, Jan 18, 2025

Longest Receptions
27 vs. Jacksonville, Jan 21, 2023
20 vs. Miami, Jan 13, 2024
12 vs. San Francisco, Feb 11, 2024
12 at Buffalo, Jan 21, 2024
10 vs. San Francisco, Feb 11, 2024

All-Purpose Yards
27 vs. Jacksonville, Jan 21, 2023
22 vs. San Francisco, Feb 11, 2024
20 vs. Miami, Jan 13, 2024
16 at Buffalo, Jan 21, 2024
14 vs. Buffalo, Jan 23, 2022

Special Teams Tackles
2 vs. Jacksonville, Jan 21, 2023
2 vs. Pittsburgh, Jan 16, 2022

2021 GAME-BY-GAME REGULAR-SEASON STATISTICS (CHIEFS)

			RECEIVING					RUSHING						
DATE	OPPONENT	P/S	NO.	YDS.	AVG.	LG	TD	NO.	YDS.	AVG.	LG	TD	W/L	SCORE
09/12	Browns	P	0	0	0.0	0	0	0	0	0.0	0	0	W	33-29
09/19	at Ravens	P	0	0	0.0	0	0	0	0	0.0	0	0	L	35-36
09/26	Chargers	P	1	5	5.0	5	0	0	0	0.0	0	0	L	24-30
10/03	at Eagles	P	0	0	0.0	0	0	0	0	0.0	0	0	W	42-30
10/10	Bills						INACTIVE						L	20-38
10/17	at Football Team	P	0	0	0.0	0	0	0	0	0.0	0	0	W	31-13
10/24	at Titans	P	1	4	4.0	4	0	0	0	0.0	0	0	L	3-27
11/01	Giants	P	0	0	0.0	0	0	0	0	0.0	0	0	W	20-17
11/07	Packers	P	0	0	0.0	0	0	0	0	0.0	0	0	W	13-7
11/14	at Raiders	P	1	1	1.0	1t	1	0	0	0.0	0	0	W	41-14
11/21	Cowboys	P	1	8	8.0	8	0	0	0	0.0	0	0	W	19-9
12/05	Broncos	P	0	0	0.0	0	0	0	0	0.0	0	0	W	22-9
12/12	Raiders	P	0	0	0.0	0	0	0	0	0.0	0	0	W	48-9
12/16	at Chargers	P	0	0	0.0	0	0	0	0	0.0	0	0	W	34-28+
12/26	Steelers	S	2	12	6.0	7	0	0	0	0.0	0	0	W	36-10
01/02	at Bengals	P	1	6	6.0	6	0	0	0	0.0	0	0	L	31-34
01/08	at Broncos	P	0	0	0.0	0	0	0	0	0.0	0	0	W	28-24
2021 TOTALS		**16-1**	**7**	**36**	**5.1**	**8**	**1**	**0**	**0**	**0.0**	**0**	**0**	**12-5**	

+ - Overtime

2022 GAME-BY-GAME REGULAR-SEASON STATISTICS (CHIEFS)

			RECEIVING					RUSHING						
DATE	OPPONENT	P/S	NO.	YDS.	AVG.	LG	TD	NO.	YDS.	AVG.	LG	TD	W/L	SCORE
09/11	at Cardinals	P	1	10	10.0	10	0	0	0	0.0	0	0	W	44-21
09/15	Chargers	P	2	12	6.0	11	0	0	0	0.0	0	0	W	27-24
09/25	at Colts	P	1	26	26.0	26	0	0	0	0.0	0	0	L	17-20
10/02	at Buccaneers	P	0	0	0.0	0	0	1	1	1.0	1t	1	W	41-31
10/10	Raiders	P	1	7	7.0	7	0	0	0	0.0	0	0	W	30-29
10/16	Bills	S	3	13	4.3	7	0	0	0	0.0	0	0	L	20-24
10/23	at 49ers	S	1	10	10.0	10	0	0	0	0.0	0	0	W	44-23
11/06	Titans	S	3	45	15.0	27	0	0	0	0.0	0	0	W	20-17+
11/13	Jaguars	S	2	20	10.0	13t	1	0	0	0.0	0	0	W	27-17
11/20	at Chargers	S	2	15	7.5	12	0	0	0	0.0	0	0	W	30-27
11/27	Rams	S	2	16	8.0	9	0	0	0	0.0	0	0	W	26-10
12/04	at Bengals	P	1	15	15.0	15	0	0	0	0.0	0	0	L	24-27
12/11	at Broncos	P	3	45	15.0	25	0	0	0	0.0	0	0	W	34-28
12/18	at Texans	S	3	31	10.3	13	0	0	0	0.0	0	0	W	30-24+
12/24	Seahawks	S	1	8	8.0	8	0	0	0	0.0	0	0	W	24-10
01/01	Broncos	P	1	12	12.0	12	0	0	0	0.0	0	0	W	27-24
01/07	at Raiders	P	1	14	14.0	14	0	0	0	0.0	0	0	W	31-13
2022 TOTALS		**17-8**	**28**	**299**	**10.7**	**27**	**1**	**1**	**1**	**1.0**	**1T**	**1**	**14-3**	

+ - Overtime

2023 GAME-BY-GAME REGULAR-SEASON STATISTICS (CHIEFS)

			RECEIVING					RUSHING						
DATE	OPPONENT	P/S	NO.	YDS.	AVG.	LG	TD	NO.	YDS.	AVG.	LG	TD	W/L	SCORE
09/07	Lions	S	3	31	10.3	24	0	0	0	0.0	0	0	L	20-21
09/17	at Jaguars	S	3	38	12.7	16	0	0	0	0.0	0	0	W	17-9
09/24	Bears	S	1	9	9.0	9	0	0	0	0.0	0	0	W	41-10
10/01	at Jets	P	1	34	34.0	34t	1	0	0	0.0	0	0	W	23-20
10/08	at Vikings	P	2	21	10.5	12	0	0	0	0.0	0	0	W	27-20
10/12	Broncos	S	2	14	7.0	7	0	1	1	1.0	1	0	W	19-8
10/22	Chargers	P	1	8	8.0	8	0	0	0	0.0	0	0	W	31-17
10/29	at Broncos	S	2	25	12.5	17	0	0	0	0.0	0	0	L	9-24
11/05	Dolphins	P	3	34	11.3	25	0	0	0	0.0	0	0	W	21-14
11/20	Eagles	S	0	0	0.0	0	0	0	0	0.0	0	0	L	17-21
11/26	at Raiders	S	3	30	10.0	13	0	0	0	0.0	0	0	W	31-17
12/03	at Packers	P	1	2	2.0	2t	1	0	0	0.0	0	0	L	19-27
12/10	Bills	P	0	0	0.0	0	0	0	0	0.0	0	0	L	17-20
12/17	at Patriots	S	2	37	18.5	32	0	0	0	0.0	0	0	W	27-17
12/25	Raiders	S	1	5	5.0	5	0	0	0	0.0	0	0	L	14-20
12/31	Bengals	P	3	17	5.7	16	0	0	0	0.0	0	0	W	25-17
01/07	at Chargers	S	0	0	0.0	0	0	0	0	0.0	0	0	W	13-12
2023 TOTALS		**17-10**	**28**	**305**	**10.9**	**34T**	**2**	**1**	**1**	**1.0**	**1**	**0**	**11-6**	

2024 GAME-BY-GAME REGULAR-SEASON STATISTICS (CHIEFS)

			RECEIVING					RUSHING						
DATE	OPPONENT	P/S	NO.	YDS.	AVG.	LG	TD	NO.	YDS.	AVG.	LG	TD	W/L	SCORE
09/05	Ravens	P	3	37	12.3	13	0	0	0	0.0	0	0	W	27-20
09/15	Bengals	S	0	0	0.0	0	0	0	0	0.0	0	0	W	26-25
09/22	at Falcons	P	1	13	13.0	13	0	0	0	0.0	0	0	W	22-17
09/29	at Chargers	P	4	40	10.0	29	0	0	0	0.0	0	0	W	17-10
10/07	Saints	P	2	29	14.5	15	0	0	0	0.0	0	0	W	26-13
10/20	at 49ers	S	4	66	16.5	26	0	0	0	0.0	0	0	W	28-18
10/27	at Raiders	S	3	23	7.7	10	0	0	0	0.0	0	0	W	27-20
11/04	Buccaneers	S	0	0	0.0	0	0	0	0	0.0	0	0	W	30-24+
11/10	Broncos	S	2	18	9.0	13	0	0	0	0.0	0	0	W	16-14
11/17	at Bills	S	4	23	5.8	14	2	0	0	0.0	0	0	L	21-30
11/24	at Panthers	S	4	66	16.5	35t	2	0	0	0.0	0	0	W	30-27
11/29	Raiders	S	4	58	14.5	26	0	0	0	0.0	0	0	W	19-17
12/08	Chargers	S	4	26	6.5	8	0	0	0	0.0	0	0	W	19-17
12/15	at Browns	S	2	21	10.5	15	1	0	0	0.0	0	0	W	21-7
12/21	Texans	P	1	10	10.0	10	0	0	0	0.0	0	0	W	27-19
12/25	at Steelers	P	1	6	6.0	6	0	0	0	0.0	0	0	W	29-10
01/05	at Broncos	P	1	1	1.0	1	0	1	-4	-4.0	-4	0	L	0-38
2024 TOTALS		**17-10**	**40**	**437**	**10.9**	**35T**	**5**	**1**	**-4**	**-4.0**	**-4**	**0**	**15-2**	

+ - Overtime

2025 GAME-BY-GAME REGULAR-SEASON STATISTICS (CHIEFS)

			RECEIVING					RUSHING						
DATE	OPPONENT	P/S	NO.	YDS.	AVG.	LG	TD	NO.	YDS.	AVG.	LG	TD	W/L	SCORE
09/05	at Chargers	P	1	3	3.0	3	0	0	0	0.0	0	0	L	21-27
09/14	Eagles	S	1	1	1.0	1	0	0	0	0.0	0	0	L	17-20
09/21	at Giants	P	3	17	5.7	10	0	0	0	0.0	0	0	W	22-9
09/28	Ravens	P	1	1	1.0	1	0	0	0	0.0	0	0	W	37-20
10/06	at Jaguars	P	0	0	0.0	0	0	0	0	0.0	0	0	L	28-31
10/12	Lions	S	2	25	12.5	19	0	0	0	0.0	0	0	W	30-17
10/19	Raiders	S	1	28	28.0	28	0	0	0	0.0	0	0	W	31-0
10/27	Commanders	S	2	23	11.5	15	0	0	0	0.0	0	0	W	28-7
11/02	at Bills	S	0	0	0.0	0	0	0	0	0.0	0	0	L	21-28
11/16	at Broncos	P	2	9	4.5	5	0	0	0	0.0	0	0	L	19-22
11/23	Colts	P	3	25	8.3	17	0	0	0	0.0	0	0	W	23-20+
11/27	at Cowboys						INACTIVE						L	28-31
12/07	Texans	P	1	14	14.0	14	0	0	0	0.0	0	0	L	10-20
2025 TOTALS		**12-5**	**17**	**146**	**8.6**	**28**	**0**	**0**	**0**	**0.0**	**0**	**0**	**6-7**	

+ - Overtime

2021 GAME-BY-GAME POSTSEASON STATISTICS (CHIEFS)

			RECEIVING					RUSHING						
DATE	OPPONENT	P/S	NO.	YDS.	AVG.	LG	TD	NO.	YDS.	AVG.	LG	TD	W/L	SCORE
01/16	Steelers	P	0	0	0.0	0	0	0	0	0.0	0	0	W	42-21
01/23	Bills	P	2	14	7.0	8	0	0	0	0.0	0	0	W	42-36+
01/30	Bengals	P	0	0	0.0	0	0	0	0	0.0	0	0	L	24-27+
2021 TOTALS		**3-0**	**2**	**14**	**7.0**	**8**	**0**	**0**	**0**	**0.0**	**0**	**0**	**2-1**	

+ - Overtime

2022 GAME-BY-GAME POSTSEASON STATISTICS (CHIEFS)

			RECEIVING					RUSHING						
DATE	OPPONENT	P/S	NO.	YDS.	AVG.	LG	TD	NO.	YDS.	AVG.	LG	TD	W/L	SCORE
01/21	Jaguars	S	1	27	27.0	27	0	1	0	0.0	0	0	W	27-20
01/29	Bengals	S	1	4	4.0	4	0	0	0	0.0	0	0	W	23-20
02/12	at Eagles	S	1	6	6.0	6	0	0	0	0.0	0	0	W	38-35
2022 TOTALS		**3-3**	**3**	**37**	**12.3**	**27**	**0**	**1**	**0**	**0.0**	**0**	**0**	**3-0**	

2023 GAME-BY-GAME POSTSEASON STATISTICS (CHIEFS)

			RECEIVING					RUSHING						
DATE	OPPONENT	P/S	NO.	YDS.	AVG.	LG	TD	NO.	YDS.	AVG.	LG	TD	W/L	SCORE
01/13	Dolphins	S	1	20	20.0	20	0	0	0	0.0	0	0	W	26-7
01/21	at Bills	P	3	16	5.3	12	0	0	0	0.0	0	0	W	27-24
01/28	at Ravens	P	2	8	4.0	5	0	0	0	0.0	0	0	W	17-10
02/11	49ers	S	2	22	11.0	12	0	0	0	0.0	0	0	W	25-22+
2023 TOTALS		**4-2**	**8**	**66**	**8.3**	**20**	**0**	**0**	**0**	**0.0**	**0**	**0**	**4-0**	

+ - Overtime

2024 GAME-BY-GAME POSTSEASON STATISTICS (CHIEFS)

			RECEIVING					RUSHING						
DATE	OPPONENT	P/S	NO.	YDS.	AVG.	LG	TD	NO.	YDS.	AVG.	LG	TD	W/L	SCORE
01/18	Texans	P	3	13	4.3	6	0	0	0	0.0	0	0	W	23-14
01/26	Bills	P	0	0	0.0	0	0	0	0	0.0	0	0	W	32-29
02/09	at Eagles	P	1	2	2.0	2	0	0	0	0.0	0	0	L	22-40
2024 TOTALS		**3-0**	**4**	**15**	**3.8**	**6**	**0**	**0**	**0**	**0.0**	**0**	**0**	**2-1**	

NOAH GRAY'S COLLEGE RUSHING/RECEIVING STATISTICS

				RUSHING					RECEIVING				
DATE	TEAM	GP	GS	NO.	YDS.	AVG.	LG	TD	NO.	YDS.	AVG.	LG	TD
2017	Duke	13	0	0	0	0.0	0	0	5	37	7.4	17	2
2018	Duke	13	1	0	0	0.0	0	0	20	234	11.7	26	1
2019	Duke	12	11	0	0	0.0	0	0	51	392	7.7	23	3
2020	Duke	10	9	2	3	1.5	2	0	29	285	9.8	24	2
TOTALS		**48**	**21**	**2**	**3**	**1.5**	**2**	**0**	**105**	**948**	**9.0**	**26**	**8**

NOAH GRAY'S COLLEGE RETURN STATISTICS

		KICKOFF RETURNS					PUNT RETURNS					
DATE	TEAM	RET.	YDS.	AVG.	LG	TD	NO.	FC	YDS.	AVG.	LG	TD
2017	Duke	0	0	0.0	0	0	0	0	0	0.0	0	0
2018	Duke	0	0	0.0	0	0	0	0	0	0.0	0	0
2019	Duke	0	0	0.0	0	0	0	0	0	0.0	0	0
2020	Duke	0	0	0.0	0	0	0	0	0	0.0	0	0
TOTALS		**0**	**0**	**0.0**	**0**	**0**	**0**	**0**	**0**	**0.0**	**0**	**0**

COLLEGE 2017 GAME-BY-GAME STATISTICS (DUKE)

			RUSHING					RECEIVING						
DATE	OPPONENT	P/S	NO.	YDS.	AVG.	LG	TD	NO.	YDS.	AVG.	LG	TD	W/L	SCORE
09/02	N.C. Central	P	0	0	0.0	0	0	3	31	10.3	17	1	W	60-7
09/09	Northwestern	P	0	0	0.0	0	0	0	0	0.0	0	0	W	41-17
09/16	Baylor	P	0	0	0.0	0	0	0	0	0.0	0	0	W	34-20
09/23	at North Carolina	P	0	0	0.0	0	0	0	0	0.0	0	0	W	27-17
09/29	Miami (FL)	P	0	0	0.0	0	0	0	0	0.0	0	0	L	6-31
10/07	at Virginia	P	0	0	0.0	0	0	0	0	0.0	0	0	L	21-28
10/14	Florida St.	P	0	0	0.0	0	0	0	0	0.0	0	0	L	10-17
10/21	Pittsburgh	P	0	0	0.0	0	0	0	0	0.0	0	0	L	17-24
10/28	at Virginia Tech	P	0	0	0.0	0	0	0	0	0.0	0	0	L	3-24
11/11	at Army West Point	P	0	0	0.0	0	0	0	0	0.0	0	0	L	16-21
11/18	Georgia Tech	P	0	0	0.0	0	0	1	0	0.0	0	0	W	43-20
11/25	at Wake Forest	P	0	0	0.0	0	0	1	6	6.0	6	1	W	31-23
12/26	at NIU	P	0	0	0.0	0	0	0	0	0.0	0	0	W	36-14
2017 TOTALS		**13-0**	**0**	**0**	**0.0**	**0**	**0**	**5**	**37**	**7.4**	**17**	**2**	**7-6**	

COLLEGE 2018 GAME-BY-GAME STATISTICS (DUKE)

			RUSHING					RECEIVING						
DATE	OPPONENT	P/S	NO.	YDS.	AVG.	LG	TD	NO.	YDS.	AVG.	LG	TD	W/L	SCORE
08/30	Army West Point	P	0	0	0.0	0	0	0	0	0.0	0	0	W	34-14
09/08	at Northwestern	P	0	0	0.0	0	0	2	26	13.0	26	0	W	21-7
09/14	at Baylor	P	0	0	0.0	0	0	0	0	0.0	0	0	W	40-27
09/21	N.C. Central	P	0	0	0.0	0	0	1	17	17.0	17	0	W	55-13
09/28	Virginia Tech	P	0	0	0.0	0	0	2	38	19.0	23	1	L	14-31
10/12	at Georgia Tech	P	0	0	0.0	0	0	0	0	0.0	0	0	W	28-14
10/19	Virginia	P	0	0	0.0	0	0	2	31	15.5	18	0	L	14-28
10/26	at Pittsburgh	S	0	0	0.0	0	0	5	48	9.6	16	0	L	45-54
11/02	at Miami (FL)	P	0	0	0.0	0	0	0	0	0.0	0	0	W	20-12
11/09	North Carolina	P	0	0	0.0	0	0	4	41	10.3	16	0	W	42-35
11/16	at Clemson	P	0	0	0.0	0	0	1	5	5.0	5	0	L	6-35
11/23	Wake Forest	P	0	0	0.0	0	0	2	22	11.0	14	0	L	7-59
12/26	Temple	P	0	0	0.0	0	0	1	6	6.0	6	0	W	56-27
2018 TOTALS		**13-1**	**0**	**0**	**0.0**	**0**	**0**	**20**	**234**	**11.7**	**26**	**1**	**8-5**	

COLLEGE 2019 GAME-BY-GAME STATISTICS (DUKE)

			RUSHING					RECEIVING						
DATE	OPPONENT	P/S	NO.	YDS.	AVG.	LG	TD	NO.	YDS.	AVG.	LG	TD	W/L	SCORE
08/31	at Alabama	S	0	0	0.0	0	0	5	45	9.0	20	0	L	3-42
09/07	N.C. A&T	S	0	0	0.0	0	0	6	44	7.3	11	0	W	45-13
09/14	at Middle Tenn.	S	0	0	0.0	0	0	5	33	6.6	9	0	W	41-18
09/27	at Virginia Tech	P	0	0	0.0	0	0	6	50	8.3	16	2	W	45-10
10/05	Pittsburgh	S	0	0	0.0	0	0	2	18	9.0	14	0	L	30-33
10/12	Georgia Tech	S	0	0	0.0	0	0	2	7	3.5	4	0	W	41-23
10/19	at Virginia	S	0	0	0.0	0	0	3	12	4.0	5	0	L	14-48
10/26	at North Carolina	S	0	0	0.0	0	0	3	29	9.7	18	0	L	17-20
11/09	Notre Dame	S	0	0	0.0	0	0	4	28	7.0	11	0	L	7-38
11/16	Syracuse	S	0	0	0.0	0	0	6	39	6.5	14	0	L	6-49
11/23	at Wake Forest	S	0	0	0.0	0	0	7	76	10.9	23	1	L	27-39
11/30	Miami (FL)	S	0	0	0.0	0	0	2	11	5.5	7	0	W	27-17
2019 TOTALS		**12-11**	**0**	**0**	**0.0**	**0**	**0**	**51**	**392**	**7.7**	**23**	**3**	**5-7**	

COLLEGE 2020 GAME-BY-GAME STATISTICS (DUKE)

			RUSHING					RECEIVING						
DATE	OPPONENT	P/S	NO.	YDS.	AVG.	LG	TD	NO.	YDS.	AVG.	LG	TD	W/L	SCORE
09/11	at Notre Dame	S	0	0	0.0	0	0	5	68	13.6	23	0	L	13-27
09/19	Boston College	S	0	0	0.0	0	0	5	61	12.2	24	0	L	6-26
09/26	at Virginia	S	0	0	0.0	0	0	3	23	7.7	11	1	L	20-38
10/03	Virginia Tech	S	0	0	0.0	0	0	6	51	8.5	17	1	L	31-38
10/10	at Syracuse	S	0	0	0.0	0	0	2	14	7.0	9	0	W	38-24
10/17	at NC State	S	0	0	0.0	0	0	3	20	6.7	10	0	L	20-31
10/31	Charlotte	S	0	0	0.0	0	0	1	7	7.0	7	0	W	53-19
11/07	North Carolina	S	0	0	0.0	0	0	1	3	3.0	3	0	L	24-56
11/28	at Georgia Tech	S	1	2	2.0	2	0	1	14	14.0	14	0	L	33-56
12/12	at Florida St.	P	1	1	1.0	1	0	2	24	12.0	15	0	L	35-56
2020 TOTALS		**10-9**	**2**	**3**	**1.5**	**2**	**0**	**29**	**285**	**9.8**	**24**	**2**	**2-8**	

JADEN HICKS

DEFENSIVE BACK #21

WASHINGTON STATE

2ND YEAR IN THE NFL

2ND YEAR WITH THE CHIEFS

HEIGHT: 6'1"
WEIGHT: 215 LBS
HOW ACQUIRED: D4B-24
BIRTHDAY: 8/16/02

- Hicks enters his second season with the Chiefs in 2025.
- Originally entered the NFL as the second of two fourth-round picks (133rd overall) by the Kansas City Chiefs in the 2024 NFL Draft.

Transactions: Originally entered the NFL as the second of two fourth-round picks (133rd overall) by the Kansas City Chiefs in the 2024 NFL Draft.

COLLEGE

Played three years at Washington State (2021-23) ... Played in 12 games in 2023 with four starts .... Totaled 79 tackles (49 solo), 2.5 sacks (-16.0 yards), six tackles for loss (-22.0 yards) and two interceptions ... His 6.6 tackles per game were 11th in the Pac-12 ... Started in 12 games and appeared in all 13 in 2022 ... Second on the team with 76 tackles (45 solo) and had the most amongst Pac-12 freshman defenders ... Added on 1.0 sack (-2.0 yards) and an interception ... Redshirted his 2021 season ... Earned the following awards: All-Pac 12 honorable mention ... Preseason All-Pac-12 third-team (Phil Steele) ... 2024 Reese's Senior Bowl participant ... Was WSU Defensive Player of the Week against Colorado State (2023) ... Was Bednarik Award Defensive Player of the Week against Wisconsin (2023) ... Named to freshman All-America third-team by College Football News ... Named to Midseason freshman All-America Team by College Football Team.

PERSONAL

- Attended Bishop Gorman High School in Las Vegas.
- Named to All-State first-team by *MaxPreps* and All-Southern Nevada first-team by the *Las Vegas Review-Journal.*
- Was named to the Sports Illustrated All-America Watch List as a senior.
- Has an older brother, Kalen, who was a four-year (2016-19) letterwinner at Hawaii as a defensive back.

JADEN HICKS' NFL REGULAR SEASON DEFENSIVE STATISTICS

				TACKLES								INTERCEPTIONS					O. FUMB				ST					MISC	
DATE	TEAM	GP	GS	TK	S	A	TFL	YDS	SK	YDS	QBH	NO	YDS	LG	TD	PD	FF	FR	TD	YDS	TK	S	A	FF	FR	S	A
2024	Chiefs	17	1	24	19	5	3	12	0.0	0.0	0	3	50	47	0	5	0	0	0	0	5	4	1	0	0	0	0
2025	Chiefs	13	2	26	19	7	0	0	0.0	0.0	1	0	0	0	0	3	0	0	0	0	5	3	2	0	0	0	0
NFL TOTALS		**30**	**3**	**50**	**38**	**12**	**3**	**12**	**0.0**	**0.0**	**1**	**3**	**50**	**47**	**0**	**8**	**0**	**0**	**0**	**0**	**10**	**7**	**3**	**0**	**0**	**0**	**0**

JADEN HICKS' NFL POSTSEASON DEFENSIVE STATISTICS

				TACKLES								INTERCEPTIONS					O. FUMB				ST					MISC	
DATE	TEAM	GP	GS	TK	S	A	TFL	YDS	SK	YDS	QBH	NO	YDS	LG	TD	PD	FF	FR	TD	YDS	TK	S	A	FF	FR	S	A
2024	Chiefs	3	0	12	9	3	0	0	0.0	0.0	0	0	0	0	0	0	0	0	0	0	1	1	0	0	0	0	0
NFL TOTALS		**3**	**0**	**12**	**9**	**3**	**0**	**0**	**0.0**	**0.0**	**0**	**0**	**0**	**0**	**0**	**0**	**0**	**0**	**0**	**0**	**1**	**1**	**0**	**0**	**0**	**0**	**0**

SINGLE-GAME HIGHS: DEFENSIVE

Total Tackles
5 vs. Baltimore, Sep 28, 2025
5 at Denver, Jan 05, 2025
4 at Dallas, Nov 27, 2025
4 at L.A. Chargers, Sep 05, 2025
3 at Jacksonville, Oct 06, 2025
...2 more at 3.

Solo Tackles
5 at Denver, Jan 05, 2025
4 vs. Baltimore, Sep 28, 2025
3 at Dallas, Nov 27, 2025
3 at L.A. Chargers, Sep 05, 2025
3 at Cleveland, Dec 15, 2024

Passes Defensed
2 at Dallas, Nov 27, 2025
1 vs. Indianapolis, Nov 23, 2025
1 at Denver, Jan 05, 2025
1 at Pittsburgh, Dec 25, 2024
...3 more at 1.

Tackles For Loss
1 at Denver, Jan 05, 2025
1 at Cleveland, Dec 15, 2024
1 vs. Tampa Bay, Nov 04, 2024

Interceptions
1 at Cleveland, Dec 15, 2024
1 at San Francisco, Oct 20, 2024

Interception Return Yards
47 at Cleveland, Dec 15, 2024
3 vs. Houston, Dec 21, 2024

Special Teams Tackles
2 at Atlanta, Sep 22, 2024
1 at Dallas, Nov 27, 2025
1 vs. Indianapolis, Nov 23, 2025
1 at Denver, Nov 16, 2025
...5 more at 1.

SINGLE-GAME HIGHS – POSTSEASON: DEFENSIVE

Total Tackles
5 vs. Houston, Jan 18, 2025
4 vs. Buffalo, Jan 26, 2025
3 at Philadelphia, Feb 09, 2025

Solo Tackles
4 vs. Houston, Jan 18, 2025
3 vs. Buffalo, Jan 26, 2025
2 at Philadelphia, Feb 09, 2025

2024 GAME-BY-GAME REGULAR-SEASON STATISTICS (CHIEFS)

			TACKLES								INTERCEPTIONS					O. FUMB				ST					MISC			
DATE	OPPONENT	P/S	TK	S	A	SK	YDS	TFL	YDS	QBH	NO	YDS	LG	TD	PD	FF	FR	TD	YDS	TK	S	A	FF	FR	S	A	W/L	SCORE
09/05	Ravens	P	0	0	0	0.0	0.0	0	0	0	0	0	0	0	0	0	0	0	0	0	0	0	0	0	0	0	W	27-20
09/15	Bengals	P	1	1	0	0.0	0.0	0	0	0	0	0	0	0	0	0	0	0	0	0	0	0	0	0	0	0	W	26-25
09/22	at Falcons	P	0	0	0	0.0	0.0	0	0	0	0	0	0	0	0	0	0	0	0	2	2	0	0	0	0	0	W	22-17
09/29	at Chargers	P	0	0	0	0.0	0.0	0	0	0	0	0	0	0	0	0	0	0	0	0	0	0	0	0	0	0	W	17-10
10/07	Saints	P	0	0	0	0.0	0.0	0	0	0	0	0	0	0	0	0	0	0	0	0	0	0	0	0	0	0	W	26-13
10/20	at 49ers	P	0	0	0	0.0	0.0	0	0	0	1	0	0	0	1	0	0	0	0	1	1	0	0	0	0	0	W	28-18
10/27	at Raiders	P	0	0	0	0.0	0.0	0	0	0	0	0	0	0	0	0	0	0	0	0	0	0	0	0	0	0	W	27-20
11/04	Buccaneers	P	2	2	0	0.0	0.0	1	1	0	0	0	0	0	0	0	0	0	0	0	0	0	0	0	0	0	W	30-24+
11/10	Broncos	P	2	2	0	0.0	0.0	0	0	0	0	0	0	0	0	0	0	0	0	0	0	0	0	0	0	0	W	16-14
11/17	at Bills	P	1	1	0	0.0	0.0	0	0	0	0	0	0	0	0	0	0	0	0	0	0	0	0	0	0	0	L	21-30
11/24	at Panthers	P	2	1	1	0.0	0.0	0	0	0	0	0	0	0	0	0	0	0	0	1	1	0	0	0	0	0	W	30-27
11/29	Raiders	P	1	1	0	0.0	0.0	0	0	0	0	0	0	0	0	0	0	0	0	0	0	0	0	0	0	0	W	19-17
12/08	Chargers	P	2	1	1	0.0	0.0	0	0	0	0	0	0	0	0	0	0	0	0	0	0	0	0	0	0	0	W	19-17
12/15	at Browns	P	3	3	0	0.0	0.0	1	10	0	1	47	47	0	1	0	0	0	0	0	0	0	0	0	0	0	W	21-7
12/21	Texans	P	2	0	2	0.0	0.0	0	0	0	1	3	3	0	1	0	0	0	0	0	0	0	0	0	0	0	W	27-19
12/25	at Steelers	P	3	2	1	0.0	0.0	0	0	0	0	0	0	0	1	0	0	0	0	1	0	1	0	0	0	0	W	29-10
01/05	at Broncos	S	5	5	0	0.0	0.0	1	1	0	0	0	0	0	1	0	0	0	0	0	0	0	0	0	0	0	L	0-38
2024 TOTALS		**17-1**	**24**	**19**	**5**	**0.0**	**0.0**	**3**	**12**	**0**	**3**	**50**	**47**	**0**	**5**	**0**	**0**	**0**	**0**	**5**	**4**	**1**	**0**	**0**	**0**	**0**	**15-2**	

+ - Overtime

2025 GAME-BY-GAME REGULAR-SEASON STATISTICS (CHIEFS)

			TACKLES								INTERCEPTIONS					O. FUMB				ST					MISC			
DATE	OPPONENT	P/S	TK	S	A	SK	YDS	TFL	YDS	QBH	NO	YDS	LG	TD	PD	FF	FR	TD	YDS	TK	S	A	FF	FR	S	A	W/L	SCORE
09/05	at Chargers	S	4	3	1	0.0	0.0	0	0	0	0	0	0	0	0	0	0	0	0	0	0	0	0	0	0	0	L	21-27
09/14	Eagles	P	2	1	1	0.0	0.0	0	0	0	0	0	0	0	0	0	0	0	0	0	0	0	0	0	0	0	L	17-20
09/21	at Giants	S	1	1	0	0.0	0.0	0	0	0	0	0	0	0	0	0	0	0	0	0	0	0	0	0	0	0	W	22-9
09/28	Ravens	P	5	4	1	0.0	0.0	0	0	0	0	0	0	0	0	0	0	0	0	0	0	0	0	0	0	0	W	37-20
10/06	at Jaguars	P	3	1	2	0.0	0.0	0	0	0	0	0	0	0	0	0	0	0	0	0	0	0	0	0	0	0	L	28-31
10/12	Lions	P	0	0	0	0.0	0.0	0	0	0	0	0	0	0	0	0	0	0	0	0	0	0	0	0	0	0	W	30-17
10/19	Raiders	P	2	1	1	0.0	0.0	0	0	0	0	0	0	0	0	0	0	0	0	1	0	1	0	0	0	0	W	31-0
10/27	Commanders	P	2	2	0	0.0	0.0	0	0	0	0	0	0	0	0	0	0	0	0	0	0	0	0	0	0	0	W	28-7
11/02	at Bills	P	1	1	0	0.0	0.0	0	0	0	0	0	0	0	0	0	0	0	0	1	1	0	0	0	0	0	L	21-28
11/16	at Broncos	P	0	0	0	0.0	0.0	0	0	0	0	0	0	0	0	0	0	0	0	1	0	1	0	0	0	0	L	19-22
11/23	Colts	P	2	2	0	0.0	0.0	0	0	0	0	0	0	0	1	0	0	0	0	1	1	0	0	0	0	0	W	23-20+
11/27	at Cowboys	P	4	3	1	0.0	0.0	0	0	1	0	0	0	0	2	0	0	0	0	1	1	0	0	0	0	0	L	28-31
12/07	Texans	P	0	0	0	0.0	0.0	0	0	0	0	0	0	0	0	0	0	0	0	0	0	0	0	0	0	0	L	10-20
2025 TOTALS		**13-2**	**26**	**19**	**7**	**0.0**	**0.0**	**0**	**0**	**1**	**0**	**0**	**0**	**0**	**3**	**0**	**0**	**0**	**0**	**5**	**3**	**2**	**0**	**0**	**0**	**0**	**6-7**	

+ - Overtime

2024 GAME-BY-GAME POSTSEASON STATISTICS (CHIEFS)

			TACKLES								INTERCEPTIONS					O. FUMB				ST					MISC			
DATE	OPPONENT	P/S	TK	S	A	SK	YDS	TFL	YDS	QBH	NO	YDS	LG	TD	PD	FF	FR	TD	YDS	TK	S	A	FF	FR	S	A	W/L	SCORE
01/18	Texans	P	5	4	1	0.0	0.0	0	0	0	0	0	0	0	0	0	0	0	0	0	0	0	0	0	0	0	W	23-14
01/26	Bills	P	4	3	1	0.0	0.0	0	0	0	0	0	0	0	0	0	0	0	0	0	0	0	0	0	0	0	W	32-29
02/09	at Eagles	P	3	2	1	0.0	0.0	0	0	0	0	0	0	0	0	0	0	0	0	1	1	0	0	0	0	0	L	22-40
2024 TOTALS		**3-0**	**12**	**9**	**3**	**0.0**	**0.0**	**0**	**0**	**0**	**0**	**0**	**0**	**0**	**0**	**0**	**0**	**0**	**0**	**1**	**1**	**0**	**0**	**0**	**0**	**0**	**2-1**	

JADEN HICKS' COLLEGE DEFENSIVE STATISTICS

				TACKLES								INTERCEPTIONS					O. FUMB				ST					MISC	
DATE	TEAM	GP	GS	TK	S	A	TFL	YDS	SK	YDS	QBH	NO	YDS	LG	TD	PD	FF	FR	TD	YDS	TK	S	A	FF	FR	S	A
2021	Washington St.	1	0	0	0	0	0.0	0.0	0.0	0.0	0	0	0	0	0	0	0	0	0	0	0	0	0	0	0	0	0
2022	Washington St.	13	12	76	45	31	2.0	3.0	1.0	2.0	3	1	0	0	0	6	0	1	2	0	0	0	0	0	0	0	0
2023	Washington St.	12	12	79	49	30	6.0	22.0	2.5	16.0	1	2	37	37	1	4	1	0	0	0	0	0	0	0	0	0	0
TOTALS		**26**	**24**	**155**	**94**	**61**	**8.0**	**25.0**	**3.5**	**18.0**	**4**	**3**	**37**	**37**	**1**	**10**	**1**	**1**	**2**	**0**	**0**	**0**	**0**	**0**	**0**	**0**	**0**

COLLEGE 2021 GAME-BY-GAME STATISTICS (WASHINGTON ST.)

			TACKLES								INTERCEPTIONS					O. FUMB				ST					MISC			
DATE	OPPONENT	P/S	TK	S	A	SK	YDS	TFL	YDS	QBH	NO	YDS	LG	TD	PD	FF	FR	TD	YDS	TK	S	A	FF	FR	S	A	W/L	SCORE
09/04	Utah St.											DID NOT PLAY															L	23-26
09/11	Portland St.	P	0	0	0	0.0	0.0	0.0	0.0	0	0	0	0	0	0	0	0	0	0	0	0	0	0	0	0	0	W	44-24
09/18	Southern California											DID NOT PLAY															L	14-45
09/25	at Utah											DID NOT PLAY															L	13-24
10/02	at California											DID NOT PLAY															W	21-6
10/09	Oregon St.											DID NOT PLAY															W	31-24
10/16	Stanford											DID NOT PLAY															W	34-31
10/23	BYU											DID NOT PLAY															L	19-21
10/30	at Arizona St.											DID NOT PLAY															W	34-21
11/13	at Oregon											DID NOT PLAY															L	24-38
11/19	Arizona											DID NOT PLAY															W	44-18
11/26	at Washington											DID NOT PLAY															W	40-13
12/31	at Central Mich.											DID NOT PLAY															L	21-24
2021 TOTALS		**1-0**	**0**	**0**	**0**	**0.0**	**0.0**	**0.0**	**0.0**	**0**	**0**	**0**	**0**	**0**	**0**	**0**	**0**	**0**	**0**	**0**	**0**	**0**	**0**	**0**	**0**	**0**	**7-6**	

COLLEGE 2022 GAME-BY-GAME STATISTICS (WASHINGTON ST.)

			TACKLES								INTERCEPTIONS					O. FUMB				ST					MISC			
DATE	OPPONENT	P/S	TK	S	A	SK	YDS	TFL	YDS	QBH	NO	YDS	LG	TD	PD	FF	FR	TD	YDS	TK	S	A	FF	FR	S	A	W/L	SCORE
09/03	Idaho	P	1	1	0	1.0	2.0	1.0	2.0	0	0	0	0	0	0	0	0	0	0	0	0	0	0	0	0	0	W	24-17
09/10	at Wisconsin	S	3	3	0	0.0	0.0	0.0	0.0	0	0	0	0	0	0	0	0	0	0	0	0	0	0	0	0	0	W	17-14
09/17	Colorado St.	S	10	6	4	0.0	0.0	1.0	1.0	0	1	0	0	0	1	0	0	0	0	0	0	0	0	0	0	0	W	38-7
09/24	Oregon	S	11	6	5	0.0	0.0	0.0	0.0	2	0	0	0	0	0	0	0	0	0	0	0	0	0	0	0	0	L	41-44
10/01	California	S	11	1	10	0.0	0.0	0.0	0.0	0	0	0	0	0	0	0	0	0	0	0	0	0	0	0	0	0	W	28-9
10/08	at Southern California	S	5	4	1	0.0	0.0	0.0	0.0	0	0	0	0	0	0	0	0	0	0	0	0	0	0	0	0	0	L	14-30
10/15	at Oregon St.	S	3	3	0	0.0	0.0	0.0	0.0	0	0	0	0	0	1	0	0	0	0	0	0	0	0	0	0	0	L	10-24
10/27	Utah	S	8	5	3	0.0	0.0	0.0	0.0	0	0	0	0	0	0	0	0	0	0	0	0	0	0	0	0	0	L	17-21
11/05	at Stanford	S	6	2	4	0.0	0.0	0.0	0.0	1	0	0	0	0	0	0	1	2	0	0	0	0	0	0	0	0	W	52-14
11/12	Arizona St.	S	5	4	1	0.0	0.0	0.0	0.0	0	0	0	0	0	1	0	0	0	0	0	0	0	0	0	0	0	W	28-18
11/19	at Arizona	S	2	2	0	0.0	0.0	0.0	0.0	0	0	0	0	0	1	0	0	0	0	0	0	0	0	0	0	0	W	31-20
11/26	Washington	S	4	2	2	0.0	0.0	0.0	0.0	0	0	0	0	0	0	0	0	0	0	0	0	0	0	0	0	0	L	33-51
12/17	at Fresno St.	S	7	6	1	0.0	0.0	0.0	0.0	0	0	0	0	0	2	0	0	0	0	0	0	0	0	0	0	0	L	6-29
2022 TOTALS		**13-12**	**76**	**45**	**31**	**1.0**	**2.0**	**2.0**	**3.0**	**3**	**1**	**0**	**0**	**0**	**6**	**0**	**1**	**2**	**0**	**0**	**0**	**0**	**0**	**0**	**0**	**7-6**	

COLLEGE 2023 GAME-BY-GAME STATISTICS (WASHINGTON ST.)

			TACKLES								INTERCEPTIONS					O. FUMB				ST					MISC			
DATE	OPPONENT	P/S	TK	S	A	SK	YDS	TFL	YDS	QBH	NO	YDS	LG	TD	PD	FF	FR	TD	YDS	TK	S	A	FF	FR	S	A	W/L	SCORE
09/02	at Colorado St.	S	7	2	5	0.5	5.0	0.5	5.0	0	1	37	37	1	2	0	0	0	0	0	0	0	0	0	0	0	W	50-24
09/09	Wisconsin	S	9	7	2	0.0	0.0	1.0	1.0	0	0	0	0	0	2	1	0	0	0	0	0	0	0	0	0	0	W	31-22
09/16	Northern Colo.	S	2	0	2	0.0	0.0	0.0	0.0	0	0	0	0	0	0	0	0	0	0	0	0	0	0	0	0	0	W	64-21
09/23	Oregon St.	S	6	5	1	1.0	8.0	1.0	8.0	0	0	0	0	0	0	0	0	0	0	0	0	0	0	0	0	0	W	38-35
10/07	at UCLA	S	12	7	5	0.0	0.0	2.0	4.0	0	0	0	0	0	0	0	0	0	0	0	0	0	0	0	0	0	L	17-25
10/14	Arizona	S	3	2	1	0.0	0.0	0.0	0.0	1	0	0	0	0	0	0	0	0	0	0	0	0	0	0	0	0	L	6-44
10/21	at Oregon	S	4	3	1	0.0	0.0	0.0	0.0	0	0	0	0	0	0	0	0	0	0	0	0	0	0	0	0	0	L	24-38
10/28	at Arizona St.	S	8	7	1	0.0	0.0	0.0	0.0	0	0	0	0	0	0	0	0	0	0	0	0	0	0	0	0	0	L	27-38
11/04	Stanford	S	5	4	1	0.0	0.0	0.5	1.0	0	0	0	0	0	0	0	0	0	0	0	0	0	0	0	0	0	L	7-10
11/11	at California	S	10	6	4	0.0	0.0	0.0	0.0	0	0	0	0	0	0	0	0	0	0	0	0	0	0	0	0	0	L	39-42
11/17	Colorado	S	9	4	5	0.0	0.0	0.0	0.0	0	0	0	0	0	0	0	0	0	0	0	0	0	0	0	0	0	W	56-14
11/25	at Washington	S	4	2	2	1.0	3.0	1.0	3.0	0	1	0	0	0	0	0	0	0	0	0	0	0	0	0	0	0	L	21-24
2023 TOTALS		**12-12**	**79**	**49**	**30**	**2.5**	**16.0**	**6.0**	**22.0**	**1**	**2**	**37**	**37**	**1**	**4**	**1**	**0**	**0**	**0**	**0**	**0**	**0**	**0**	**0**	**0**	**5-7**	

CREED HUMPHREY

CENTER #52

OKLAHOMA

'22 '23 '24 PRO BOWL PRO BOWL PRO BOWL '24 AP 1ST TEAM '22 AP 2ND TEAM '22 '23

5TH YEAR IN THE NFL

5TH YEAR WITH THE CHIEFS

HEIGHT:	6'4"
WEIGHT:	302 LBS
HOW ACQUIRED:	D2B-21
BIRTHDAY:	6/28/99

- Humphrey enters his fifth season with the Chiefs in 2025.
- Originally entered the NFL as a second-round pick (63rd overall) by the Kansas City Chiefs in the 2021 NFL Draft.

Career Highlights:

- Started in 68 consecutive games and only trails Gary Barbaro for the most consecutive games started in Chiefs history to start a career.
- As a rookie, Humphrey and G Trey Smith started all 17 regular season games in 2021, becoming the 17th and 18th players in franchise history to start all regular season games in their rookie season. Humphrey and Smith are the third pair of teammates to both start all regular season games in their rookie campaign, joining DE Sylvester Hicks and DE Art Still (16 games, 1978) and CB Brandon Carr and DL Glenn Dorsey (16 games, 2008). S Juan Thornhill was the last player to start all games in his rookie season, starting all 16 games in 2019.

Postseason Career Highlights:

- Did not allow a sack on QB Patrick Mahomes in the first two playoffs games in 2023 which included the Wild Card game against Miami and the Divisional Round Game in Buffalo. The team went on to secure back-to-back Super Bowl victories (LVII and LVIII).
- Did not allow a sack on QB Patrick Mahomes in Super Bowl LVII against the Philadelphia Eagles who recorded the most sacks in the regular season (70.0).

Honors:

- Selected to the Pro Bowl following the 2022, 2023 and 2024 seasons.
- Named an AP All-Pro following the 2022 (second-team) and 2024 (first-team) season.
- 2021 PFWA All-Rookie Team.
- 2021 PFWA All-AFC Team.

Transactions:

Re-signed with Kansas City (8/23/24) ... Originally entered the NFL as a second-round pick (63rd overall) by the Kansas City Chiefs in the 2021 NFL Draft.

COLLEGE

Started 37 career games (all at center), including 36 consecutive starts to finish his career at Oklahoma ... During his three years as a starter, OU ranked second nationally in scoring offense (44.6 ppg), total offense (537.3 ypg), pass efficiency rating (185.1), yards per rush (5.8) and sixth in passing offense (311.5 ypg) ... Two-time Big 12 Offensive Lineman of the Year (2019 and 2020) ... Two-time first-team All-Big 12 selection (2019 and 2020) and a second-team pick by media in 2018 ... Second-team All-American in 2019 by AP, FWAA, Sporting News and Walter Camp Foundation, and one of three Rimington Trophy finalists ... Third-team All-American in 2020 by AP ... Three-time member of Academic All-Big 12 Team (2018-20) ... Did not allow a single sack across his 2,488 snaps at center during his career ... Did not allow a sack on 1,297 career pass plays according to PFF (allowed only two QB hits) ... Named a Freshman All-American by the FWAA and The Athletic.

PERSONAL

- Made 35 tackles and 1.0 sack as a defensive lineman his senior season at Shawnee High School.
- Named first-team All-State by The Oklahoman.
- Hometown: Shawnee, Okla.

CREED HUMPHREY'S NFL REGULAR SEASON STATISTICS

DATE	TEAM	GP	GS
2021	Chiefs	17	17
2022	Chiefs	17	17
2023	Chiefs	17	17
2024	Chiefs	17	17
2025	Chiefs	13	13
NFL TOTALS		**81**	**81**

CREED HUMPHREY'S NFL POSTSEASON STATISTICS

DATE	TEAM	GP	GS
2021	Chiefs	3	3
2022	Chiefs	3	3
2023	Chiefs	4	4
2024	Chiefs	3	3
NFL TOTALS		**13**	**13**

2021 GAME-BY-GAME REGULAR-SEASON STATISTICS (CHIEFS)

DATE	OPPONENT	P/S	W/L	SCORE
09/12	Browns	S	W	33-29
09/19	at Ravens	S	L	35-36
09/26	Chargers	S	L	24-30
10/03	at Eagles	S	W	42-30
10/10	Bills	S	L	20-38
10/17	at Football Team	S	W	31-13
10/24	at Titans	S	L	3-27
11/01	Giants	S	W	20-17
11/07	Packers	S	W	13-7
11/14	at Raiders	S	W	41-14
11/21	Cowboys	S	W	19-9
12/05	Broncos	S	W	22-9
12/12	Raiders	S	W	48-9
12/16	at Chargers	S	W	34-28+
12/26	Steelers	S	W	36-10
01/02	at Bengals	S	L	31-34
01/08	at Broncos	S	W	28-24
2021 TOTALS		**17-17**	**12-5**	

+ - Overtime

2022 GAME-BY-GAME REGULAR-SEASON STATISTICS (CHIEFS)

DATE	OPPONENT	P/S	W/L	SCORE
09/11	at Cardinals	S	W	44-21
09/15	Chargers	S	W	27-24
09/25	at Colts	S	L	17-20
10/02	at Buccaneers	S	W	41-31
10/10	Raiders	S	W	30-29
10/16	Bills	S	L	20-24
10/23	at 49ers	S	W	44-23
11/06	Titans	S	W	20-17+
11/13	Jaguars	S	W	27-17
11/20	at Chargers	S	W	30-27
11/27	Rams	S	W	26-10
12/04	at Bengals	S	L	24-27
12/11	at Broncos	S	W	34-28
12/18	at Texans	S	W	30-24+
12/24	Seahawks	S	W	24-10
01/01	Broncos	S	W	27-24
01/07	at Raiders	S	W	31-13
2022 TOTALS		**17-17**	**14-3**	

+ - Overtime

2023 GAME-BY-GAME REGULAR-SEASON STATISTICS (CHIEFS)

DATE	OPPONENT	P/S	W/L	SCORE
09/07	Lions	S	L	20-21
09/17	at Jaguars	S	W	17-9
09/24	Bears	S	W	41-10
10/01	at Jets	S	W	23-20
10/08	at Vikings	S	W	27-20
10/12	Broncos	S	W	19-8
10/22	Chargers	S	W	31-17
10/29	at Broncos	S	L	9-24
11/05	Dolphins	S	W	21-14
11/20	Eagles	S	L	17-21
11/26	at Raiders	S	W	31-17
12/03	at Packers	S	L	19-27
12/10	Bills	S	L	17-20
12/17	at Patriots	S	W	27-17
12/25	Raiders	S	L	14-20
12/31	Bengals	S	W	25-17
01/07	at Chargers	S	W	13-12
2023 TOTALS		**17-17**	**11-6**	

2024 GAME-BY-GAME REGULAR-SEASON STATISTICS (CHIEFS)

DATE	OPPONENT	P/S	W/L	SCORE
09/05	Ravens	S	W	27-20
09/15	Bengals	S	W	26-25
09/22	at Falcons	S	W	22-17
09/29	at Chargers	S	W	17-10
10/07	Saints	S	W	26-13
10/20	at 49ers	S	W	28-18
10/27	at Raiders	S	W	27-20
11/04	Buccaneers	S	W	30-24+
11/10	Broncos	S	W	16-14
11/17	at Bills	S	L	21-30
11/24	at Panthers	S	W	30-27
11/29	Raiders	S	W	19-17
12/08	Chargers	S	W	19-17
12/15	at Browns	S	W	21-7
12/21	Texans	S	W	27-19
12/25	at Steelers	S	W	29-10
01/05	at Broncos	S	L	0-38
2024 TOTALS		**17-17**	**15-2**	

+ - Overtime

2025 GAME-BY-GAME REGULAR-SEASON STATISTICS (CHIEFS)

DATE	OPPONENT	P/S	W/L	SCORE
09/05	at Chargers	S	L	21-27
09/14	Eagles	S	L	17-20
09/21	at Giants	S	W	22-9
09/28	Ravens	S	W	37-20
10/06	at Jaguars	S	L	28-31
10/12	Lions	S	W	30-17
10/19	Raiders	S	W	31-0
10/27	Commanders	S	W	28-7
11/02	at Bills	S	L	21-28
11/16	at Broncos	S	L	19-22
11/23	Colts	S	W	23-20+
11/27	at Cowboys	S	L	28-31
12/07	Texans	S	L	10-20
2025 TOTALS		**13-13**	**6-7**	

+ - Overtime

2021 GAME-BY-GAME POSTSEASON STATISTICS (CHIEFS)

DATE	OPPONENT	P/S	W/L	SCORE
01/16	Steelers	S	W	42-21
01/23	Bills	S	W	42-36+
01/30	Bengals	S	L	24-27+
2021 TOTALS		**3-3**	**2-1**	

+ - Overtime

2022 GAME-BY-GAME POSTSEASON STATISTICS (CHIEFS)

DATE	OPPONENT	P/S	W/L	SCORE
01/21	Jaguars	S	W	27-20
01/29	Bengals	S	W	23-20
02/12	at Eagles	S	W	38-35
2022 TOTALS		**3-3**	**3-0**	

2023 GAME-BY-GAME POSTSEASON STATISTICS (CHIEFS)

DATE	OPPONENT	P/S	W/L	SCORE
01/13	Dolphins	S	W	26-7
01/21	at Bills	S	W	27-24
01/28	at Ravens	S	W	17-10
02/11	49ers	S	W	25-22+
2023 TOTALS		**4-4**	**4-0**	

+ - Overtime

2024 GAME-BY-GAME POSTSEASON STATISTICS (CHIEFS)

DATE	OPPONENT	P/S	W/L	SCORE
01/18	Texans	S	W	23-14
01/26	Bills	S	W	32-29
02/09	at Eagles	S	L	22-40
2024 TOTALS		**3-3**	**2-1**	

CREED HUMPHREY'S COLLEGE STATISTICS

DATE	TEAM	GP	GS
2018	Oklahoma	14	12
2019	Oklahoma	14	14
2020	Oklahoma	11	11
TOTALS		**39**	**37**

COLLEGE 2018 GAME-BY-GAME STATISTICS (OKLAHOMA)

DATE	OPPONENT	P/S		W/L	SCORE
08/31	Fla. Atlantic	P		W	63-14
09/07	UCLA	S		W	49-21
09/14	at Iowa St.	P		W	37-27
09/21	Army West Point	S		W	28-21+
09/28	Baylor	S		W	66-33
10/05	Texas	S		L	45-48
10/19	at TCU	S		W	52-27
10/26	Kansas St.	S		W	51-14
11/02	at Texas Tech	S		W	51-46
11/09	Oklahoma St.	S		W	48-47
11/16	Kansas	S		W	55-40
11/22	at West Virginia	S		W	59-56
11/30	Texas	S		W	39-27
12/28	at Alabama	S		L	34-45
2018 TOTALS		**14-12**		**12-2**	

+ - Overtime

COLLEGE 2019 GAME-BY-GAME STATISTICS (OKLAHOMA)

DATE	OPPONENT	P/S		W/L	SCORE
09/01	Houston	S		W	49-31
09/07	South Dakota	S		W	70-14
09/14	at UCLA	S		W	48-14
09/28	Texas Tech	S		W	55-16
10/05	at Kansas	S		W	45-20
10/12	at Texas	S		W	34-27
10/19	West Virginia	S		W	52-14
10/26	at Kansas St.	S		L	41-48
11/09	Iowa St.	S		W	42-41
11/16	at Baylor	S		W	34-31
11/23	TCU	S		W	28-24
11/30	at Oklahoma St.	S		W	34-16
12/07	Baylor	S		W	30-23
12/28	at LSU	S		L	28-63
2019 TOTALS		**14-14**		**12-2**	

COLLEGE 2020 GAME-BY-GAME STATISTICS (OKLAHOMA)

DATE	OPPONENT	P/S		W/L	SCORE
09/12	Missouri St.	S		W	48-0
09/26	Kansas St.	S		L	35-38
10/03	at Iowa St.	S		L	30-37
10/10	Texas	S		W	53-45
10/23	at TCU	S		W	33-14
10/31	at Texas Tech	S		W	62-28
11/07	Kansas	S		W	62-9
11/21	Oklahoma St.	S		W	41-13
12/05	Baylor	S		W	27-14
12/19	at Iowa St.	S		W	27-21
12/30	Florida	S		W	55-20
2020 TOTALS		**11-11**		**9-2**	

KAREEM HUNT

RUNNING BACK #29

TOLEDO

'18 PRO BOWL

9TH YEAR IN THE NFL

4TH YEAR WITH THE CHIEFS

HEIGHT:	5'11"
WEIGHT:	216 LBS
HOW ACQUIRED:	FA-25
BIRTHDAY:	8/6/95

- Hunt enters his fourth season with the Chiefs in 2025 after playing two seasons for the Chiefs (2017-18).
- The Chiefs traded their third, fourth and seventh round picks to Minnesota in order to acquire Vikings third-round pick which was used to select Hunt with the 22nd pick in the third round of the 2017 NFL Draft.

Career Highlights:

- Passed 1,000 yards from scrimmage for the 2018 season in Week 10 vs. Arizona (11/11/18). Had 1,000 yards from scrimmage in his first two seasons in the NFL (2017-18).
- Logged first career 100-yard receiving game (105 yards) vs. New England (10/13/18).
- Hunt finished the final game of the 2017 season with one carry for a 35-yard touchdown. He finished the season with 1,327 rushing yards, giving him the 2017 NFL rushing title. Hunt became the sixth rookie to lead the league in rushing in the Super Bowl era, joining Ezekiel Elliott (Dallas, 2016), Edgerrin James (Indianapolis, 1999), Eric Dickerson (Los Angeles Rams, 1983), George Rogers (New Orleans, 1981) and Earl Campbell (Houston Oilers, 1978). He joined Priest Holmes (2001) and Christian Okoye (1989) as the only Kansas City Chiefs players to ever lead the league in rushing in a season.
- Hunt was the first player in NFL history to record a 50+ yard scrimmage touchdown in each of his first three career games (78-yard reception at New England, 53-yard rush vs. Philadelphia and 69-yard rush at Los Angeles Chargers).
- In the game vs. Pittsburgh on October 15, 2017, Hunt became the first player in NFL history to record six consecutive games with 100 or more scrimmage yards to start their rookie campaign surpassing Adrian Peterson (2007). Hunt finished the game with 89 receiving yards and 21 rushing yards, giving him 110 yards from scrimmage for the game.

Honors:

- Was named to the 2018 Pro Bowl for the first time following his breakout rookie campaign in 2017.
- Named the NFL Offensive Rookie of the Month twice in 2017 (September and December).
- Also named the AFC Offensive Player of the Month for September 2017.
- Named the Pro Football Writers of America's (PFWA) Rookie of the Year and Co-Offensive Rookie of the Year along with New Orleans Saints RB Alvin Kamara for the 2017 season.
- Member of PFWA's 2017 All-Rookie team.
- Named Reese's Senior Bowl Rookie of the Year for the 2017 NFL season.

Transactions:

Re-signed with Kansas City (3/14/25) ... Signed with Kansas City (9/24/24) ... Signed to Kansas City's practice squad (9/18/24) ... Signed by Cleveland (2/11/19) ... Cut by Kansas City (11/30/18) ... Originally entered the NFL as a third-round pick (86th overall) by the Kansas City Chiefs in the 2017 NFL Draft.

COLLEGE

A standout at the University of Toledo, Hunt finished his Rocket career as the school's (then) all-time leading rusher, totaling 4,945 yards on 782 rushes (6.3 avg.) with 44 touchdowns ... Added 555 yards on 43 receptions through the air (7.6 avg.) with one touchdown ... Posted a career average of 125.0 all-purpose yards per game ... Posted two 1,000-yard rushing seasons (2014, 2016) ... Since becoming a major contributor vs. Navy in the seventh game of his freshman season in 2013, Hunt rushed for 100 yards in 28 of 38 games ... Tallied three 200-yard outings ... Posted multi-touchdown performances 11 times ... Rushed for career-highs in both touchdowns (five) and yards (271) vs. Arkansas in the 2014 GoDaddy Bowl, (then) tying Oklahoma State's Barry Sanders for most touchdowns in a bowl game ... Was a two-time first-team All-MAC honoree.

PERSONAL

- Attended Willoughby South High School, where he rushed for 2,685 yards and 44 touchdowns as a senior, becoming the Rebel's (then) all-time leader in single-season rushing yards.
- Also competed in track and field as a prep.

KAREEM HUNT'S NFL REGULAR SEASON RUSHING/RECEIVING STATISTICS

				RUSHING					RECEIVING				
DATE	TEAM	GP	GS	NO.	YDS.	AVG.	LG	TD	NO.	YDS.	AVG.	LG	TD
2017	Chiefs	16	16	272	1,327	4.9	69t	8	53	455	8.6	78t	3
2018	Chiefs	11	11	181	824	4.6	45	7	26	378	14.5	67t	7
2019	Browns	8	3	43	179	4.2	16	2	37	285	7.7	29	1
2020	Browns	16	5	198	841	4.2	33	6	38	304	8.0	26	5
2021	Browns	8	1	78	386	4.9	33	5	22	174	7.9	23	0
2022	Browns	17	0	123	468	3.8	24t	3	35	210	6.0	24	1
2023	Browns	0	0	135	411	3.0	16t	9	15	84	5.6	13	0
2024	Browns	0	0	0	0	0.0	0	0	0	0	0.0	0	0
Went from **Cleveland** to **Kansas City**.													
2024	Chiefs	13	8	200	728	3.6	20	7	23	176	7.7	26	0
2024	TOTAL	13	8	200	728	3.6	20	7	23	176	7.7	26	0
2025	Chiefs	13	4	142	545	3.8	33	8	14	114	8.1	22	1
NFL TOTALS		**102**	**48**	**1,372**	**5,709**	**4.2**	**69T**	**55**	**263**	**2,180**	**8.3**	**78T**	**18**

KAREEM HUNT'S NFL POSTSEASON RUSHING/RECEIVING STATISTICS

				RUSHING					RECEIVING				
DATE	TEAM	GP	GS	NO.	YDS.	AVG.	LG	TD	NO.	YDS.	AVG.	LG	TD
2017	Chiefs	1	1	11	42	3.8	16	1	3	5	1.7	7	0
2020	Browns	2	0	14	80	5.7	13	3	2	15	7.5	13	0
2023	Browns	1	0	8	26	3.3	14	1	5	9	1.8	11t	1
2024	Chiefs	3	0	28	117	4.2	12t	2	3	13	4.3	6	0
NFL TOTALS		**7**	**1**	**61**	**265**	**4.3**	**16**	**7**	**13**	**42**	**3.2**	**13**	**1**

KAREEM HUNT'S NFL REGULAR SEASON RETURN STATISTICS

		KICKOFF RETURNS					PUNT RETURNS					
DATE	TEAM	RET.	YDS.	AVG.	LG	TD	NO.	FC	YDS.	AVG.	LG	TD
2017	Chiefs	0	0	0.0	0	0	0	0	0	0.0	0	0
2018	Chiefs	0	0	0.0	0	0	0	0	0	0.0	0	0
2019	Browns	0	0	0.0	0	0	0	0	0	0.0	0	0
2020	Browns	0	0	0.0	0	0	0	0	0	0.0	0	0
2021	Browns	0	0	0.0	0	0	0	0	0	0.0	0	0
2022	Browns	0	0	0.0	0	0	0	0	0	0.0	0	0
2023	Browns	0	0	0.0	0	0	0	0	0	0.0	0	0
2024	Browns	0	0	0.0	0	0	0	0	0	0.0	0	0
Went from **Cleveland** to **Kansas City**.												
2024	Chiefs	0	0	0.0	0	0	0	0	0	0.0	0	0
2024	TOTAL	0	0	0.0	0	0	0	0	0	0.0	0	0
2025	Chiefs	0	0	0.0	0	0	0	0	0	0.0	0	0
NFL TOTALS		**0**	**0**	**0.0**	**0**	**0**	**0**	**0**	**0**	**0.0**	**0**	**0**

KAREEM HUNT'S NFL POSTSEASON RETURN STATISTICS

		KICKOFF RETURNS					PUNT RETURNS					
DATE	TEAM	RET.	YDS.	AVG.	LG	TD	NO.	FC	YDS.	AVG.	LG	TD
2017	Chiefs	0	0	0.0	0	0	0	0	0	0.0	0	0
2020	Browns	0	0	0.0	0	0	0	0	0	0.0	0	0
2023	Browns	0	0	0.0	0	0	0	0	0	0.0	0	0
2024	Chiefs	0	0	0.0	0	0	0	0	0	0.0	0	0
NFL TOTALS		**0**	**0**	**0.0**	**0**	**0**	**0**	**0**	**0**	**0.0**	**0**	**0**

SINGLE-GAME HIGHS: RUSHING/RECEIVING

Rush Attempts	30 vs. Indianapolis, Nov 23, 2025
	29 vs. Miami, Dec 24, 2017
	29 at Houston, Oct 08, 2017
	27 vs. Tampa Bay, Nov 04, 2024
	27 vs. New Orleans, Oct 07, 2024
Rushing Yards	172 at L.A. Chargers, Sep 24, 2017
	155 vs. L.A. Chargers, Dec 16, 2017
	148 at New England, Sep 07, 2017
	121 at Denver, Oct 01, 2018
	116 vs. Oakland, Dec 10, 2017
Rushing Average	10.1 at L.A. Chargers, Sep 24, 2017
	8.7 at New England, Sep 07, 2017
	8.6 vs. Cincinnati, Sep 17, 2020
	8.1 vs. Chicago, Sep 26, 2021
	8.0 at New England, Oct 14, 2018
Longest Runs	69t at L.A. Chargers, Sep 24, 2017
	58 at New England, Sep 07, 2017
	53t vs. Philadelphia, Sep 17, 2017
	45 at Denver, Oct 01, 2018
	35t at Denver, Dec 31, 2017
Rushing TDs	2 at Jacksonville, Oct 06, 2025
	2 at San Francisco, Oct 20, 2024
	2 at Indianapolis, Oct 22, 2023
	...5 more at 2.
Receptions	8 at Arizona, Dec 15, 2019
	7 vs. Denver, Nov 10, 2024
	7 vs. Buffalo, Nov 10, 2019
	7 vs. L.A. Chargers, Dec 16, 2017
	6 vs. Chicago, Sep 26, 2021
	...2 more at 6.
Receiving Yards	105 at New England, Oct 14, 2018
	98 at New England, Sep 07, 2017
	89 vs. Pittsburgh, Oct 15, 2017
	77 vs. Baltimore, Dec 14, 2020
	74 vs. Chicago, Sep 26, 2021
Receiving Average	21.0 at New England, Oct 14, 2018
	19.6 at New England, Sep 07, 2017
	18.0 at Denver, Oct 01, 2018
	17.8 vs. Pittsburgh, Oct 15, 2017
	13.7 at N.Y. Jets, Dec 27, 2020
	...1 more at 13.7.
Longest Receptions	78t at New England, Sep 07, 2017
	67t at New England, Oct 14, 2018
	50t at Cleveland, Nov 04, 2018
	37 vs. Pittsburgh, Oct 15, 2017
	29 vs. Cincinnati, Dec 08, 2019
	...1 more at 29.
Receiving TDs	2 vs. Cincinnati, Oct 21, 2018
	2 at New England, Sep 07, 2017
	1 vs. Baltimore, Dec 14, 2020
	1 at Cincinnati, Oct 25, 2020
	...10 more at 1.
All-Purpose Yards	246 at New England, Sep 07, 2017
	206 vs. L.A. Chargers, Dec 16, 2017
	185 at New England, Oct 14, 2018
	183 at L.A. Chargers, Sep 24, 2017
	175 at Denver, Oct 01, 2018
Most TDs	3 at Cleveland, Nov 04, 2018
	3 vs. Cincinnati, Oct 21, 2018
	3 at New England, Sep 07, 2017
	2 vs. Washington, Oct 27, 2025
	...11 more at 2.
Miscellaneous Tackles	1 at Tennessee, Dec 06, 2020
	1 at Arizona, Dec 15, 2019
	1 at N.Y. Giants, Nov 19, 2017
Scrimmage Yards	246 at New England, Sep 07, 2017
	206 vs. L.A. Chargers, Dec 16, 2017
	185 at New England, Oct 14, 2018
	183 at L.A. Chargers, Sep 24, 2017
	175 at Denver, Oct 01, 2018

SINGLE-GAME HIGHS – POSTSEASON: RUSHING/RECEIVING

Rush Attempts	17 vs. Buffalo, Jan 26, 2025
	11 vs. Tennessee, Jan 06, 2018
	8 vs. Houston, Jan 18, 2025
	8 at Houston, Jan 13, 2024
	8 at Pittsburgh, Jan 10, 2021
Rushing Yards	64 vs. Buffalo, Jan 26, 2025
	48 at Pittsburgh, Jan 10, 2021
	44 vs. Houston, Jan 18, 2025
	42 vs. Tennessee, Jan 06, 2018
	32 at Kansas City, Jan 17, 2021
Rushing Average	6.0 at Pittsburgh, Jan 10, 2021
	5.5 vs. Houston, Jan 18, 2025
	3.8 vs. Tennessee, Jan 06, 2018
	3.8 vs. Buffalo, Jan 26, 2025
	3.3 at Houston, Jan 13, 2024
Longest Runs	16 vs. Tennessee, Jan 06, 2018
	14 at Houston, Jan 13, 2024
	13 at Pittsburgh, Jan 10, 2021
	12 vs. Buffalo, Jan 26, 2025
	12t vs. Buffalo, Jan 26, 2025
	...2 more at 12.
Rushing TDs	2 at Pittsburgh, Jan 10, 2021
	1 vs. Buffalo, Jan 26, 2025
	1 vs. Houston, Jan 18, 2025
	1 at Houston, Jan 13, 2024
	...2 more at 1.
Receptions	3 vs. Tennessee, Jan 06, 2018
	1 at Kansas City, Jan 17, 2021
	1 at Pittsburgh, Jan 10, 2021
Receiving Yards	13 at Pittsburgh, Jan 10, 2021
	5 vs. Tennessee, Jan 06, 2018
	2 at Kansas City, Jan 17, 2021
Receiving Average	1.7 vs. Tennessee, Jan 06, 2018
Longest Receptions	13 at Pittsburgh, Jan 10, 2021
	11t at Houston, Jan 13, 2024
	7 vs. Tennessee, Jan 06, 2018
	6 vs. Buffalo, Jan 26, 2025
	5 at Philadelphia, Feb 09, 2025
All-Purpose Yards	70 vs. Buffalo, Jan 26, 2025
	61 at Pittsburgh, Jan 10, 2021
	47 vs. Tennessee, Jan 06, 2018
	46 vs. Houston, Jan 18, 2025
	35 at Houston, Jan 13, 2024
Most TDs	2 at Houston, Jan 13, 2024
	2 at Pittsburgh, Jan 10, 2021
	1 vs. Buffalo, Jan 26, 2025
	1 vs. Houston, Jan 18, 2025
	...2 more at 1.
Scrimmage Yards	70 vs. Buffalo, Jan 26, 2025
	61 at Pittsburgh, Jan 10, 2021
	47 vs. Tennessee, Jan 06, 2018
	46 vs. Houston, Jan 18, 2025
	35 at Houston, Jan 13, 2024

100-YARD RECEIVING GAMES (1): REGULAR SEASON

DATE	TEAM	NO.	YDS.	AVG.	LG	TD
10/14/18	at Patriots	5	105	21.0	67t	1

100-YARD RUSHING GAMES (11): REGULAR SEASON

DATE	TEAM	ATT.	YDS.	AVG.	LG	TD
09/07/17	at Patriots	17	148	8.7	58	1
09/24/17	at Chargers	17	172	10.1	69t	1
10/02/17	COMMANDERS	21	101	4.8	17	0
10/08/17	at Texans	29	107	3.7	23	0
12/10/17	RAIDERS	25	116	4.6	17	1
12/16/17	CHARGERS	24	155	6.5	23	1
10/01/18	at Broncos	19	121	6.4	45	1
11/15/20	TEXANS	19	104	5.5	19	0
10/07/24	SAINTS	27	102	3.8	8	1
11/04/24	BUCCANEERS	27	106	3.9	15	1
11/23/25	COLTS	30	104	3.5	18	1

2017 GAME-BY-GAME REGULAR-SEASON STATISTICS (CHIEFS)

			RUSHING					RECEIVING						
DATE	OPPONENT	P/S	NO.	YDS.	AVG.	LG	TD	NO.	YDS.	AVG.	LG	TD	W/L	SCORE
09/07	at Patriots	S	17	148	8.7	58	1	5	98	19.6	78t	2	W	42-27
09/17	Eagles	S	13	81	6.2	53t	2	3	28	9.3	16	0	W	27-20
09/24	at Chargers	S	17	172	10.1	69t	1	1	11	11.0	11	0	W	24-10
10/02	Redskins	S	21	101	4.8	17	0	4	20	5.0	10	0	W	29-20
10/08	at Texans	S	29	107	3.7	23	0	3	9	3.0	10	0	W	42-34
10/15	Steelers	S	9	21	2.3	5	0	5	89	17.8	37	0	L	13-19
10/19	at Raiders	S	18	87	4.8	34	0	4	30	7.5	13	0	L	30-31
10/30	Broncos	S	22	46	2.1	15	0	3	22	7.3	12	0	W	29-19
11/05	at Cowboys	S	9	37	4.1	19	0	4	24	6.0	11	0	L	17-28
11/19	at Giants	S	18	73	4.1	12	0	3	4	1.3	2	0	L	9-12+
11/26	Bills	S	11	17	1.5	9	0	1	9	9.0	9	0	L	10-16
12/03	at Jets	S	9	40	4.4	14	0	3	23	7.7	12	0	L	31-38
12/10	Raiders	S	25	116	4.6	17	1	3	22	7.3	11	0	W	26-15
12/16	Chargers	S	24	155	6.5	23	1	7	51	7.3	21	1	W	30-13
12/24	Dolphins	S	29	91	3.1	24	1	4	15	3.8	7	0	W	29-13
12/31	at Broncos	S	1	35	35.0	35t	1	0	0	0.0	0	0	W	27-24
2017 TOTALS		**16-16**	**272**	**1,327**	**4.9**	**69T**	**8**	**53**	**455**	**8.6**	**78T**	**3**	**10-6**	

+ - Overtime

2018 GAME-BY-GAME REGULAR-SEASON STATISTICS (CHIEFS)

			RUSHING					RECEIVING						
DATE	OPPONENT	P/S	NO.	YDS.	AVG.	LG	TD	NO.	YDS.	AVG.	LG	TD	W/L	SCORE
09/09	at Chargers	S	16	49	3.1	13	0	0	0	0.0	0	0	W	38-28
09/16	at Steelers	S	18	75	4.2	16	0	1	5	5.0	5t	1	W	42-37
09/23	49ers	S	18	44	2.4	10	2	0	0	0.0	0	0	W	38-27
10/01	at Broncos	S	19	121	6.4	45	1	3	54	18.0	27	0	W	27-23
10/07	Jaguars	S	22	87	4.0	24	1	1	7	7.0	7	0	W	30-14
10/14	at Patriots	S	10	80	8.0	31	0	5	105	21.0	67t	1	L	40-43
10/21	Bengals	S	15	86	5.7	21	1	5	55	11.0	15t	2	W	45-10
10/28	Broncos	S	16	50	3.1	11	0	5	36	7.2	23t	1	W	30-23
11/04	at Browns	S	17	91	5.4	25	2	1	50	50.0	50t	1	W	37-21
11/11	Cardinals	S	16	71	4.4	18	0	2	25	12.5	16	0	W	26-14
11/19	at Rams	S	14	70	5.0	27	0	3	41	13.7	21t	1	L	51-54
12/02	at Raiders					NOT ON ROSTER							W	40-33
12/09	Ravens					NOT ON ROSTER							W	27-24+
12/13	Chargers					NOT ON ROSTER							L	28-29
12/23	at Seahawks					NOT ON ROSTER							L	31-38
12/30	Raiders					NOT ON ROSTER							W	35-3
2018 TOTALS		**11-11**	**181**	**824**	**4.6**	**45**	**7**	**26**	**378**	**14.5**	**67T**	**7**	**12-4**	

+ - Overtime

2019 GAME-BY-GAME REGULAR-SEASON STATISTICS (BROWNS)

			RUSHING					RECEIVING						
DATE	OPPONENT	P/S	NO.	YDS.	AVG.	LG	TD	NO.	YDS.	AVG.	LG	TD	W/L	SCORE
09/08	Titans						DID NOT PLAY						L	13-43
09/16	at Jets						DID NOT PLAY						W	23-3
09/22	Rams						DID NOT PLAY						L	13-20
09/29	at Ravens						DID NOT PLAY						W	40-25
10/07	at 49ers						DID NOT PLAY						L	3-31
10/13	Seahawks						DID NOT PLAY						L	28-32
10/27	at Patriots						DID NOT PLAY						L	13-27
11/03	at Broncos						DID NOT PLAY						L	19-24
11/10	Bills	P	4	30	7.5	9	0	7	44	6.3	19	0	W	19-16
11/14	Steelers	P	6	12	2.0	7	0	6	46	7.7	20	0	W	21-7
11/24	Dolphins	P	8	37	4.6	9	1	2	9	4.5	6	0	W	41-24
12/01	at Steelers	P	7	46	6.6	16	0	5	19	3.8	15t	1	L	13-20
12/08	Bengals	S	9	28	3.1	7	1	2	40	20.0	29	0	W	27-19
12/15	at Cardinals	S	4	14	3.5	6	0	8	62	7.8	16	0	L	24-38
12/22	Ravens	P	2	8	4.0	6	0	4	33	8.3	12	0	L	15-31
12/29	at Bengals	S	3	4	1.3	5	0	3	32	10.7	11	0	L	23-33
2019 TOTALS		**8-3**	**43**	**179**	**4.2**	**16**	**2**	**37**	**285**	**7.7**	**29**	**1**	**6-10**	

2020 GAME-BY-GAME REGULAR-SEASON STATISTICS (BROWNS)

			RUSHING					RECEIVING						
DATE	OPPONENT	P/S	NO.	YDS.	AVG.	LG	TD	NO.	YDS.	AVG.	LG	TD	W/L	SCORE
09/13	at Ravens	P	13	72	5.5	22	0	4	9	2.3	8	0	L	6-38
09/17	Bengals	P	10	86	8.6	33	1	2	15	7.5	9	1	W	35-30
09/27	Football Team	P	16	46	2.9	11	0	2	18	9.0	9t	1	W	34-20
10/04	at Cowboys	P	11	71	6.5	14t	2	0	0	0.0	0	0	W	49-38
10/11	Colts	S	20	72	3.6	10	0	3	21	7.0	13	1	W	32-23
10/18	at Steelers	S	13	40	3.1	10	0	2	17	8.5	12	0	L	7-38
10/25	at Bengals	S	18	76	4.2	15	0	3	26	8.7	12	1	W	37-34
11/01	Raiders	S	14	66	4.7	18	0	2	7	3.5	6	0	L	6-16
11/15	Texans	P	19	104	5.5	19	0	3	28	9.3	12	0	W	10-7
11/22	Eagles	P	13	11	0.8	6	1	1	10	10.0	10	0	W	22-17
11/29	at Jaguars	P	10	62	6.2	27	0	0	0	0.0	0	0	W	27-25
12/06	at Titans	P	14	33	2.4	8	0	3	24	8.0	13	0	W	41-35
12/14	Ravens	P	6	33	5.5	10	1	6	77	12.8	26	1	L	42-47
12/20	at Giants	P	7	21	3.0	14	0	3	7	2.3	7	0	W	20-6
12/27	at Jets	S	4	11	2.8	6	1	3	41	13.7	24	0	L	16-23
01/03	Steelers	P	10	37	3.7	12	0	1	4	4.0	4	0	W	24-22
2020 TOTALS		**16-5**	**198**	**841**	**4.2**	**33**	**6**	**38**	**304**	**8.0**	**26**	**5**	**11-5**	

2021 GAME-BY-GAME REGULAR-SEASON STATISTICS (BROWNS)

			RUSHING					RECEIVING						
DATE	OPPONENT	P/S	NO.	YDS.	AVG.	LG	TD	NO.	YDS.	AVG.	LG	TD	W/L	SCORE
09/12	at Chiefs	P	6	33	5.5	15	1	3	28	9.3	19	0	L	29-33
09/19	Texans	P	13	51	3.9	13	0	1	2	2.0	2	0	W	31-21
09/26	Bears	P	10	81	8.1	29t	1	6	74	12.3	23	0	W	26-6
10/03	at Vikings	P	14	69	4.9	33	1	2	17	8.5	9	0	W	14-7
10/10	at Chargers	P	12	61	5.1	12	2	5	28	5.6	13	0	L	42-47
10/17	Cardinals	S	14	66	4.7	17	0	3	12	4.0	5	0	L	14-37
10/21	Broncos						DID NOT PLAY						W	17-14
10/31	Steelers						DID NOT PLAY						L	10-15
11/07	at Bengals						DID NOT PLAY						W	41-16
11/14	at Patriots						DID NOT PLAY						L	7-45
11/21	Lions						DID NOT PLAY						W	13-10
11/28	at Ravens	P	7	20	2.9	9	0	0	0	0.0	0	0	L	10-16
12/12	Ravens	P	2	5	2.5	3	0	2	13	6.5	8	0	W	24-22
12/20	Raiders						DID NOT PLAY						L	14-16
12/25	at Packers						DID NOT PLAY						L	22-24
01/03	at Steelers						INACTIVE						L	14-26
01/09	Bengals						INACTIVE						W	21-16
2021 TOTALS		**8-1**	**78**	**386**	**4.9**	**33**	**5**	**22**	**174**	**7.9**	**23**	**0**	**8-9**	

2022 GAME-BY-GAME REGULAR-SEASON STATISTICS (BROWNS)

			RUSHING					RECEIVING						
DATE	OPPONENT	P/S	NO.	YDS.	AVG.	LG	TD	NO.	YDS.	AVG.	LG	TD	W/L	SCORE
09/11	at Panthers	P	11	46	4.2	24t	1	4	24	6.0	24	1	W	26-24
09/18	Jets	P	13	58	4.5	13	0	2	16	8.0	11	0	L	30-31
09/22	Steelers	P	12	47	3.9	11	0	3	14	4.7	11	0	W	29-17
10/02	at Falcons	P	10	49	4.9	20	0	2	19	9.5	11	0	L	20-23
10/09	Chargers	P	11	47	4.3	17	1	3	10	3.3	6	0	L	28-30
10/16	Patriots	P	4	12	3.0	9	0	0	0	0.0	0	0	L	15-38
10/23	at Ravens	P	5	4	0.8	6	1	1	4	4.0	4	0	L	20-23
10/31	Bengals	P	11	42	3.8	15	0	4	30	7.5	12	0	W	32-13
11/13	at Dolphins	P	6	9	1.5	7	0	1	10	10.0	10	0	L	17-39
11/20	at Bills	P	5	32	6.4	11	0	2	22	11.0	12	0	L	23-31
11/27	Buccaneers	P	5	15	3.0	9	0	1	6	6.0	6	0	W	23-17+
12/04	at Texans	P	9	56	6.2	15	0	2	18	9.0	11	0	W	27-14
12/11	at Bengals	P	4	6	1.5	4	0	2	6	3.0	4	0	L	10-23
12/17	Ravens	P	4	24	6.0	9	0	1	3	3.0	3	0	W	13-3
12/24	Saints	P	7	8	1.1	4	0	3	14	4.7	15	0	L	10-17
01/01	at Commanders	P	2	0	0.0	4	0	1	-1	-1.0	-1	0	W	24-10
01/08	at Steelers	P	4	13	3.3	5	0	3	15	5.0	14	0	L	14-28
2022 TOTALS		**17-0**	**123**	**468**	**3.8**	**24T**	**3**	**35**	**210**	**6.0**	**24**	**1**	**7-10**	

+ - Overtime

2023 GAME-BY-GAME REGULAR-SEASON STATISTICS (BROWNS)

			RUSHING					RECEIVING						
DATE	OPPONENT	P/S	NO.	YDS.	AVG.	LG	TD	NO.	YDS.	AVG.	LG	TD	W/L	SCORE
09/18	at Steelers					NOT ON ROSTER							L	22-26
09/24	Titans					NOT ON ROSTER							W	27-3
10/01	Ravens					NOT ON ROSTER							L	3-28
10/15	49ers					NOT ON ROSTER							W	19-17
10/22	at Colts					NOT ON ROSTER							W	39-38
10/29	at Seahawks					NOT ON ROSTER							L	20-24
11/05	Cardinals					NOT ON ROSTER							W	27-0
11/12	at Ravens					NOT ON ROSTER							W	33-31
11/19	Steelers					NOT ON ROSTER							W	13-10
11/26	at Broncos					NOT ON ROSTER							L	12-29
12/03	at Rams					NOT ON ROSTER							L	19-36
12/10	Jaguars					NOT ON ROSTER							W	31-27
12/17	Bears					NOT ON ROSTER							W	20-17
12/24	at Texans					NOT ON ROSTER							W	36-22
12/28	Jets					NOT ON ROSTER							W	37-20
01/07	at Bengals					NOT ON ROSTER							L	14-31
2023 TOTALS		**0-0**	**0**	**0**	**0.0**	**0**	**0**	**0**	**0**	**0.0**	**0**	**0**	**10-6**	

2024 GAME-BY-GAME REGULAR-SEASON STATISTICS (BROWNS/CHIEFS)

			RUSHING					RECEIVING						
DATE	OPPONENT	P/S	NO.	YDS.	AVG.	LG	TD	NO.	YDS.	AVG.	LG	TD	W/L	SCORE
09/08	Cowboys					NOT ON ROSTER							L	17-33
09/15	at Jaguars					NOT ON ROSTER							W	18-13
						Went from **Browns** to **Chiefs**.								
09/22	at Falcons					PRACTICE SQUAD							W	22-17
09/29	at Chargers	P	14	69	4.9	10	0	2	16	8.0	9	0	W	17-10
10/07	Saints	S	27	102	3.8	8	1	1	15	15.0	15	0	W	26-13
10/20	at 49ers	S	22	78	3.5	13	2	2	5	2.5	3	0	W	28-18
10/27	at Raiders	S	21	59	2.8	7	1	1	4	4.0	4	0	W	27-20
11/04	Buccaneers	S	27	106	3.9	15	1	1	11	11.0	11	0	W	30-24+
11/10	Broncos	S	14	35	2.5	10	0	7	65	9.3	26	0	W	16-14
11/17	at Bills	S	14	60	4.3	17	0	0	0	0.0	0	0	L	21-30
11/24	at Panthers	S	16	68	4.3	13	0	3	19	6.3	13	0	W	30-27
11/29	Raiders	S	7	15	2.1	4	0	2	0	0.0	5	0	W	19-17
12/08	Chargers	P	5	16	3.2	7	0	1	13	13.0	13	0	W	19-17
12/15	at Browns	P	13	45	3.5	12	0	1	4	4.0	4	0	W	21-7
12/21	Texans	P	11	55	5.0	20	1	2	24	12.0	17	0	W	27-19
12/25	at Steelers	P	9	20	2.2	6	1	0	0	0.0	0	0	W	29-10
01/05	at Broncos					DID NOT PLAY							L	0-38
2024 TOTALS		**13-8**	**200**	**728**	**3.6**	**20**	**7**	**23**	**176**	**7.7**	**26**	**0**	**14-3**	

+ - Overtime

2025 GAME-BY-GAME REGULAR-SEASON STATISTICS (CHIEFS)

			RUSHING					RECEIVING						
DATE	OPPONENT	P/S	NO.	YDS.	AVG.	LG	TD	NO.	YDS.	AVG.	LG	TD	W/L	SCORE
09/05	at Chargers	P	5	16	3.2	6	0	2	10	5.0	6	0	L	21-27
09/14	Eagles	P	8	31	3.9	11	0	1	3	3.0	3	0	L	17-20
09/21	at Giants	P	10	34	3.4	6	1	1	10	10.0	10	0	W	22-9
09/28	Ravens	P	13	34	2.6	7	0	1	13	13.0	13	0	W	37-20
10/06	at Jaguars	P	7	49	7.0	33	2	1	8	8.0	8	0	L	28-31
10/12	Lions	P	6	23	3.8	10	0	1	11	11.0	11	0	W	30-17
10/19	Raiders	P	4	18	4.5	9	0	0	0	0.0	0	0	W	31-0
10/27	Commanders	P	9	40	4.4	11	1	1	2	2.0	2t	1	W	28-7
11/02	at Bills	S	11	49	4.5	13	1	1	6	6.0	6	0	L	21-28
11/16	at Broncos	S	13	59	4.5	11	1	1	3	3.0	3	0	L	19-22
11/23	Colts	S	30	104	3.5	18	1	3	26	8.7	11	0	W	23-20+
11/27	at Cowboys	S	14	58	4.1	14	0	1	22	22.0	22	0	L	28-31
12/07	Texans	P	12	30	2.5	6	1	0	0	0.0	0	0	L	10-20
2025 TOTALS		**13-4**	**142**	**545**	**3.8**	**33**	**8**	**14**	**114**	**8.1**	**22**	**1**	**6-7**	

+ - Overtime

2017 GAME-BY-GAME POSTSEASON STATISTICS (CHIEFS)

			RUSHING					RECEIVING						
DATE	OPPONENT	P/S	NO.	YDS.	AVG.	LG	TD	NO.	YDS.	AVG.	LG	TD	W/L	SCORE
01/06	Titans	S	11	42	3.8	16	1	3	5	1.7	7	0	L	21-22
2017 TOTALS		**1-1**	**11**	**42**	**3.8**	**16**	**1**	**3**	**5**	**1.7**	**7**	**0**	**0-1**	

2020 GAME-BY-GAME POSTSEASON STATISTICS (BROWNS)

			RUSHING					RECEIVING						
DATE	OPPONENT	P/S	NO.	YDS.	AVG.	LG	TD	NO.	YDS.	AVG.	LG	TD	W/L	SCORE
01/10	at Steelers	P	8	48	6.0	13	2	1	13	13.0	13	0	W	48-37
01/17	at Chiefs	P	6	32	5.3	10	1	1	2	2.0	2	0	L	17-22
2020 TOTALS		**2-0**	**14**	**80**	**5.7**	**13**	**3**	**2**	**15**	**7.5**	**13**	**0**	**1-1**	

2023 GAME-BY-GAME POSTSEASON STATISTICS (BROWNS)

			RUSHING					RECEIVING						
DATE	OPPONENT	P/S	NO.	YDS.	AVG.	LG	TD	NO.	YDS.	AVG.	LG	TD	W/L	SCORE
01/13	at Texans	P	8	26	3.3	14	1	5	9	1.8	11t	1	L	14-45
2023 TOTALS		**1-0**	**8**	**26**	**3.3**	**14**	**1**	**5**	**9**	**1.8**	**11T**	**1**	**0-1**	

2024 GAME-BY-GAME POSTSEASON STATISTICS (CHIEFS)

			RUSHING					RECEIVING						
DATE	OPPONENT	P/S	NO.	YDS.	AVG.	LG	TD	NO.	YDS.	AVG.	LG	TD	W/L	SCORE
01/18	Texans	P	8	44	5.5	12	1	1	2	2.0	2	0	W	23-14
01/26	Bills	P	17	64	3.8	12t	1	1	6	6.0	6	0	W	32-29
02/09	at Eagles	P	3	9	3.0	6	0	1	5	5.0	5	0	L	22-40
2024 TOTALS		**3-0**	**28**	**117**	**4.2**	**12T**	**2**	**3**	**13**	**4.3**	**6**	**0**	**2-1**	

KAREEM HUNT'S COLLEGE RUSHING/RECEIVING STATISTICS

				RUSHING					RECEIVING				
DATE	TEAM	GP	GS	NO.	YDS.	AVG.	LG	TD	NO.	YDS.	AVG.	LG	TD
2014	Toledo	10	10	205	1,631	8.0	91	16	9	39	4.3	10	0
2015	Toledo	9	7	178	973	5.5	41	12	11	45	4.1	9	0
2016	Toledo	13	13	262	1,475	5.6	47	10	41	403	9.8	71	1
TOTALS		**32**	**30**	**645**	**4,079**	**6.3**	**91**	**38**	**61**	**487**	**8.0**	**71**	**1**

KAREEM HUNT'S COLLEGE RETURN STATISTICS

		KICKOFF RETURNS					PUNT RETURNS					
DATE	TEAM	RET.	YDS.	AVG.	LG	TD	NO.	FC	YDS.	AVG.	LG	TD
2014	Toledo	0	0	0.0	0	0	0	0	0	0.0	0	0
2015	Toledo	0	0	0.0	0	0	0	0	0	0.0	0	0
2016	Toledo	0	0	0.0	0	0	0	0	0	0.0	0	0
TOTALS		**0**	**0**	**0.0**	**0**	**0**	**0**	**0**	**0**	**0.0**	**0**	**0**

COLLEGE 2014 GAME-BY-GAME STATISTICS (TOLEDO)

			RUSHING					RECEIVING						
DATE	OPPONENT	P/S	NO.	YDS.	AVG.	LG	TD	NO.	YDS.	AVG.	LG	TD	W/L	SCORE
08/29	New Hampshire	S	20	136	6.8	32	2	0	0	0.0	0	0	W	54-20
09/05	Missouri	S	15	148	9.9	45	3	3	12	4.0	6	0	L	24-49
09/11	at Cincinnati	S	12	101	8.4	21	1	0	0	0.0	0	0	L	34-58
09/19	Ball St.	S	12	142	11.8	43	1	0	0	0.0	0	0	W	34-23
10/24	Massachusetts	S	26	198	7.6	36	1	1	-4	-4.0	0	0	W	42-35
11/03	at Kent St.	S	18	141	7.8	43	0	2	13	6.5	7	0	W	30-20
11/10	at NIU	S	18	119	6.6	23	0	1	15	15.0	10	0	L	24-27
11/18	Bowling Green	S	30	265	8.8	91	2	1	8	8.0	8	0	W	27-20
11/27	at Eastern Mich.	S	22	110	5.0	12	1	0	0	0.0	0	0	W	52-16
01/03	at Arkansas St.	S	32	271	8.5	44	5	1	-5	-5.0	0	0	W	63-44
2014 TOTALS		**10-10**	**205**	**1,631**	**8.0**	**91**	**16**	**9**	**39**	**4.3**	**10**	**0**	**7-3**	

COLLEGE 2015 GAME-BY-GAME STATISTICS (TOLEDO)

			RUSHING					RECEIVING						
DATE	OPPONENT	P/S	NO.	YDS.	AVG.	LG	TD	NO.	YDS.	AVG.	LG	TD	W/L	SCORE
09/18	Iowa St.	S	24	129	5.4	39	0	0	0	0.0	0	0	W	30-23+
10/09	Kent St.	P	16	85	5.3	22	2	2	8	4.0	7	0	W	38-7
10/16	Eastern Mich.	P	9	45	5.0	14	1	0	0	0.0	0	0	W	63-20
10/23	at Massachusetts	S	20	90	4.5	12	0	0	0	0.0	0	0	W	51-35
11/02	NIU	S	25	140	5.6	37	2	1	4	4.0	4	0	L	27-32
11/09	at Central Mich.	S	20	113	5.7	41	2	0	0	0.0	0	0	W	28-23
11/16	at Bowling Green	S	29	153	5.3	41	2	2	5	2.5	5	0	W	44-28
11/26	Western Mich.	S	20	139	7.0	28	1	3	22	7.3	8	0	L	30-35
12/21	Temple	S	15	79	5.3	41	2	3	6	2.0	9	0	W	32-17
2015 TOTALS		**9-7**	**178**	**973**	**5.5**	**41**	**12**	**11**	**45**	**4.1**	**9**	**0**	**7-2**	

+ - Overtime

COLLEGE 2016 GAME-BY-GAME STATISTICS (TOLEDO)

			RUSHING					RECEIVING						
DATE	OPPONENT	P/S	NO.	YDS.	AVG.	LG	TD	NO.	YDS.	AVG.	LG	TD	W/L	SCORE
09/02	at Arkansas St.	S	17	78	4.6	19	1	4	26	6.5	17	0	W	31-10
09/10	Maine	S	15	66	4.4	12	0	1	1	1.0	1	0	W	45-3
09/17	Fresno St.	S	19	123	6.5	16	1	0	0	0.0	0	0	W	52-17
09/30	at BYU	S	27	146	5.4	17	1	4	49	12.3	17	0	L	53-55
10/08	at Eastern Mich.	S	29	141	4.9	16	1	0	0	0.0	0	0	W	35-20
10/15	Bowling Green	S	25	99	4.0	14	1	3	26	8.7	13	0	W	42-35
10/22	Central Mich.	S	20	87	4.4	21	0	4	9	2.3	6	0	W	31-17
10/27	Ohio	S	15	50	3.3	11	0	6	37	6.2	20	0	L	26-31
11/02	at Akron	S	17	136	8.0	21	1	2	21	10.5	14	0	W	48-17
11/09	at NIU	S	19	122	6.4	24	1	6	37	6.2	14	0	W	31-24
11/16	Ball St.	S	17	107	6.3	39	0	6	98	16.3	71	1	W	37-19
11/25	at Western Mich.	S	20	200	10.0	47	1	3	73	24.3	41	0	L	35-55
12/17	App State	S	22	120	5.5	26	2	2	26	13.0	18	0	L	28-31
2016 TOTALS		**13-13**	**262**	**1,475**	**5.6**	**47**	**10**	**41**	**403**	**9.8**	**71**	**1**	**9-4**	

CHRIS JONES

DEFENSIVE TACKLE #95

MISSISSIPPI STATE

10TH YEAR IN THE NFL

10TH YEAR WITH THE CHIEFS

HEIGHT:	6'6"
WEIGHT:	310 LBS
HOW ACQUIRED:	D2-16
BIRTHDAY:	7/3/94

- Jones enters his 10th season with the Chiefs in 2025.
- Originally entered the NFL as a second-round pick (37th overall) by the Kansas City Chiefs in the 2016 NFL Draft.

Career Highlights:

- Tied with DE George Karlaftis to lead the defense in sacks for sixth-consecutive season in 2023 with 10.5 sacks (-71.5 yards). Led the team in sacks with 15.5 sacks (-105.5 yards) in 2022, tying his career-high set in 2018. Recorded double-digit sacks in back-to-back seasons (15.5, 2022; 10.5, 2023). It was his third season with double-digit sacks (2023, 2022 and 2018).
- Jones and Karlaftis led the defense to 57.0 sacks in 2023, the second-most sacks by a defensive unit in Chiefs history.
- Jones has tallied 80.5 career sacks (-551.5 yards), which is the second-most in the NFL amongst DTs since entering the league in 2016 and the seventh-most amongst all defenders since 2016.
- Jones' 80.5 sacks are the fifth-most sacks in franchise history since sacks became an official stat in 1982. His 551.5 sack yards are the third-most in franchise history.
- Established a single-game career-high with 3.5 sacks (-20.0 yards) of Dallas QB Dak Prescott in Week 11 (11/21/21), including sacks on back-to-back plays in the second quarter with a forced fumble on the second of the two sacks. In addition to a single-game career-high, it marked the club's first time having a player record 3.5 or more sacks in a game since OLB Dee Ford recorded 3.5 sacks at Indianapolis on Oct. 30, 2016. It tied for the ninth-best single-game sack performance in team history. For Jones, it marked his 11th-career multi-sack performance and his first multi-sack game since recording 2.0 sacks vs. Cleveland (9/12/21) to open the 2021 season.
- In 2018, he recorded at least one sack in 11-consecutive games becoming the first player to do so in NFL history.
- Logged a career-high 15.5 sacks during the 2018 season, leading the Chiefs defense and ranking third in the NFL.

Postseason Career Highlights:

- Is one of six players to have been on the active roster for all three of the club's Super Bowl victories over the past five years (LIV, LVII and LVIII). He is joined by G Nick Allegretti, K Harrison Butker, TE Travis Kelce, QB Patrick Mahomes and LS James Winchester.
- Helped propel the Chiefs to their third Super Bowl title in five years (LV, LVII and LVIII) with six quarterback pressures, two passes defensed and .5 sacks in the 2023 postseason.
- Recorded his first postseason sack in the 2022 AFC Championship Game against the Cincinnati Bengals. He sacked Bengals QB Joe Burrow twice.

Honors:

- Selected to the Pro Bowl following the 2019, 2020, 2021, 2022, 2023 and 2024 seasons.
- Named an AP All-Pro following the 2024 (first-team), 2023 (first-team), 2022 (first-team), 2018 (second-team), 2020 (second-team) and 2021 (second-team) seasons.
- Received PFWA All-AFC Team honors in 2018, 2019, 2020 and 2021.
- Received PFW/PFWA All-NFL Team honors following the 2022 and 2023 seasons.
- Received TSN All-NFL Team honors in 2020 and 2021.
- Was voted by teammates as a defensive team captain prior to the club's 2022, 2023 and 2024 playoff campaigns.
- 2022 AFC Defensive Player of the Year Award (101 Awards).
- 2021 Week 11 AFC Defensive Player of the Week.
- November 2018 AFC Player of the Month.
- 2017 Week 2 AFC Defensive Player of the Week.
- 2016 PFW All-Rookie Team.

Transactions:

Re-signed with the Chiefs (3/10/24) ... Re-signed with the Chiefs (7/15/20) ... Originally entered the NFL as a second-round pick (37th overall) by the Kansas City Chiefs in the 2016 NFL Draft.

COLLEGE

Appeared in 39 games (16 starts) ... Totaled 102 tackles, including 18.0 tackles for loss and 8.5 sacks ... Tallied nine passes defensed ... Named second-team All-American by Pro Football Focus in 2015.

PERSONAL

- Attended Houston High School.
- Rated by ESPN.com as the number six defensive end in the country his senior year.
- As a senior, led the team in tackles with 160 and recorded 14.0 sacks, 10 pass deflections, two fumble recoveries and a 74-yard interception return for a touchdown.
- Five-year letterman for his high school varsity basketball team.

- Named to the Mississippi North/South All-Star Basketball Game for 2011.
- Majored in communication at Mississippi State.
- Hometown: Houston, Miss.

CHRIS JONES' NFL REGULAR SEASON DEFENSIVE STATISTICS

				TACKLES								INTERCEPTIONS					O. FUMB				ST					MISC	
DATE	TEAM	GP	GS	TK	S	A	TFL	YDS	SK	YDS	QBH	NO	YDS	LG	TD	PD	FF	FR	TD	YDS	TK	S	A	FF	FR	S	A
2016	Chiefs	16	11	28	17	11	5	26	2.0	19.0	10	0	0	0	0	4	0	0	0	0	0	0	0	0	0	0	0
2017	Chiefs	16	7	32	22	10	5	24	6.5	42.0	13	1	-3	0	0	7	4	0	0	0	0	0	0	0	0	0	0
2018	Chiefs	16	11	40	35	5	19	112	15.5	122.0	29	1	20	20t	1	5	2	0	0	0	0	0	0	0	0	0	0
2019	Chiefs	13	12	36	23	13	8	63	9.0	75.0	20	0	0	0	0	4	1	1	0	12	0	0	0	0	0	0	0
2020	Chiefs	15	14	36	23	13	3	17	7.5	28.0	28	0	0	0	0	4	2	0	0	0	0	0	0	0	0	0	0
2021	Chiefs	14	14	27	18	9	8	53	9.0	65.5	17	0	0	0	0	5	1	1	0	-2	0	0	0	0	0	0	0
2022	Chiefs	17	17	44	30	14	17	94	15.5	105.5	29	0	0	0	0	4	2	1	0	2	0	0	0	0	0	0	0
2023	Chiefs	16	16	30	20	10	13	75	10.5	71.5	29	0	0	0	0	4	0	0	0	0	0	0	0	0	0	0	0
2024	Chiefs	15	15	37	19	18	9	36	5.0	23.0	20	0	0	0	0	0	1	0	0	0	0	0	0	0	0	0	0
2025	Chiefs	13	13	22	11	11	8	27	4.0	21.0	16	0	0	0	0	2	0	0	0	0	0	0	0	0	0	0	0
NFL TOTALS		**151**	**130**	**332**	**218**	**114**	**95**	**527**	**84.5**	**572.5**	**211**	**2**	**17**	**20T**	**1**	**39**	**13**	**3**	**0**	**12**	**0**	**0**	**0**	**0**	**0**	**0**	**0**

CHRIS JONES' NFL POSTSEASON DEFENSIVE STATISTICS

				TACKLES								INTERCEPTIONS					O. FUMB				ST					MISC	
DATE	TEAM	GP	GS	TK	S	A	TFL	YDS	SK	YDS	QBH	NO	YDS	LG	TD	PD	FF	FR	TD	YDS	TK	S	A	FF	FR	S	A
2016	Chiefs	1	1	2	1	1	0	0	0.0	0.0	0	0	0	0	0	2	0	0	0	0	0	0	0	0	0	0	0
2017	Chiefs	1	1	2	1	1	0	0	0.0	0.0	0	0	0	0	0	0	0	0	0	0	0	0	0	0	0	0	0
2018	Chiefs	2	1	0	0	0	0	0	0.0	0.0	1	0	0	0	0	4	0	0	0	0	0	0	0	0	0	0	0
2019	Chiefs	2	1	3	1	2	0	0	0.0	0.0	1	0	0	0	0	3	0	0	0	0	0	0	0	0	0	0	0
2020	Chiefs	3	3	9	4	5	0	0	0.0	0.0	2	0	0	0	0	0	0	0	0	0	0	0	0	0	0	0	0
2021	Chiefs	3	3	6	4	2	2	7	0.0	0.0	0	0	0	0	0	0	0	0	0	0	0	0	0	0	0	0	0
2022	Chiefs	3	3	8	6	2	3	16	2.0	13.0	6	0	0	0	0	0	0	0	0	0	0	0	0	0	0	0	0
2023	Chiefs	4	4	8	4	4	0	0	0.5	2.0	6	0	0	0	0	2	1	0	0	0	0	0	0	0	0	0	0
2024	Chiefs	3	3	5	1	4	1	12	1.0	12.0	5	0	0	0	0	0	0	0	0	0	0	0	0	0	0	0	0
NFL TOTALS		**22**	**20**	**43**	**22**	**21**	**6**	**35**	**3.5**	**27.0**	**21**	**0**	**0**	**0**	**0**	**11**	**1**	**0**	**0**	**0**	**0**	**0**	**0**	**0**	**0**	**0**	**0**

SINGLE-GAME HIGHS: DEFENSIVE

Total Tackles
8 at Tennessee, Nov 10, 2019
6 vs. Las Vegas, Nov 29, 2024
6 at L.A. Rams, Nov 19, 2018
5 at Buffalo, Nov 17, 2024
5 vs. Philadelphia, Nov 20, 2023
...9 more at 5.

Solo Tackles
6 at L.A. Rams, Nov 19, 2018
5 vs. Philadelphia, Nov 20, 2023
5 at L.A. Chargers, Nov 20, 2022
4 at Buffalo, Nov 17, 2024
4 at Denver, Dec 11, 2022
...7 more at 4.

Sacks
3.5 vs. Dallas, Nov 21, 2021
3.0 vs. Philadelphia, Sep 17, 2017
2.5 at Las Vegas, Jan 07, 2023
2.5 vs. L.A. Chargers, Dec 13, 2018
2.0 vs. Las Vegas, Nov 29, 2024
...11 more at 2.0.

Passes Defensed
2 vs. Denver, Dec 05, 2021
2 at Las Vegas, Nov 14, 2021
2 at L.A. Chargers, Nov 18, 2019
...3 more at 2.

Forced Fumbles
2 at Baltimore, Sep 28, 2020
2 vs. Philadelphia, Sep 17, 2017
1 vs. Baltimore, Sep 05, 2024
1 at San Francisco, Oct 23, 2022
...7 more at 1.

Fumble Recoveries
1 vs. Dallas, Nov 21, 2021
1 at Detroit, Sep 29, 2019

Tackles For Loss
4 vs. Philadelphia, Nov 20, 2023
3 at L.A. Chargers, Nov 20, 2022
3 vs. L.A. Chargers, Sep 15, 2022
3 at L.A. Rams, Nov 19, 2018
2 vs. Philadelphia, Sep 14, 2025
...12 more at 2.

Interceptions
1 vs. Jacksonville, Oct 07, 2018
1 vs. Philadelphia, Sep 17, 2017

Interception Return Yards
20 vs. Jacksonville, Oct 07, 2018

Safeties
1 at Miami, Dec 13, 2020

Longest Opp Fumble Return
12 at Detroit, Sep 29, 2019
2 at Tampa Bay, Oct 02, 2022

SINGLE-GAME HIGHS – POSTSEASON: DEFENSIVE

Total Tackles
5 at Tampa Bay, Feb 07, 2021
4 vs. Houston, Jan 18, 2025
4 vs. San Francisco, Feb 11, 2024
4 vs. Cincinnati, Jan 29, 2023
3 at Buffalo, Jan 21, 2024
...3 more at 3.

Solo Tackles
3 vs. Cincinnati, Jan 29, 2023
3 at Tampa Bay, Feb 07, 2021
2 vs. San Francisco, Feb 11, 2024
2 at Buffalo, Jan 21, 2024
...2 more at 2.

Sacks
2.0 vs. Cincinnati, Jan 29, 2023
1.0 vs. Houston, Jan 18, 2025
0.5 vs. Miami, Jan 13, 2024

Passes Defensed
3 vs. San Francisco, Feb 02, 2020
3 vs. Indianapolis, Jan 12, 2019
2 vs. Pittsburgh, Jan 15, 2017
1 at Baltimore, Jan 28, 2024
1 at Buffalo, Jan 21, 2024
...1 more at 1.

Forced Fumbles
1 at Buffalo, Jan 21, 2024

Tackles For Loss
3 vs. Cincinnati, Jan 29, 2023
1 vs. Houston, Jan 18, 2025
1 vs. Buffalo, Jan 23, 2022
1 vs. Pittsburgh, Jan 16, 2022

2016 GAME-BY-GAME REGULAR-SEASON STATISTICS (CHIEFS)

			TACKLES								INTERCEPTIONS					O. FUMB				ST					MISC			
DATE	OPPONENT	P/S	TK	S	A	SK	YDS	TFL	YDS	QBH	NO	YDS	LG	TD	PD	FF	FR	TD	YDS	TK	S	A	FF	FR	S	A	W/L	SCORE
09/11	Chargers	P	0	0	0	0.0	0.0	0	0	0	0	0	0	0	0	0	0	0	0	0	0	0	0	0	0	0	W	33-27+
09/18	at Texans	P	2	0	2	0.0	0.0	0	0	0	0	0	0	0	0	0	0	0	0	0	0	0	0	0	0	0	L	12-19
09/25	Jets	P	1	0	1	0.0	0.0	0	0	0	0	0	0	0	0	0	0	0	0	0	0	0	0	0	0	0	W	24-3
10/02	at Steelers	P	2	0	2	0.0	0.0	0	0	0	0	0	0	0	0	0	0	0	0	0	0	0	0	0	0	0	L	14-43
10/16	at Raiders	P	2	1	1	0.0	0.0	1	3	0	0	0	0	0	0	0	0	0	0	0	0	0	0	0	0	0	W	26-10
10/23	Saints	S	2	0	2	0.0	0.0	0	0	0	0	0	0	0	0	0	0	0	0	0	0	0	0	0	0	0	W	27-21
10/30	at Colts	S	1	1	0	1.0	7.0	1	7	2	0	0	0	0	0	0	0	0	0	0	0	0	0	0	0	0	W	30-14
11/06	Jaguars	S	2	1	1	0.0	0.0	0	0	0	0	0	0	0	0	0	0	0	0	0	0	0	0	0	0	0	W	19-14
11/13	at Panthers	S	3	3	0	1.0	12.0	1	12	1	0	0	0	0	0	0	0	0	0	0	0	0	0	0	0	0	W	20-17
11/20	Buccaneers	S	1	1	0	0.0	0.0	0	0	2	0	0	0	0	1	0	0	0	0	0	0	0	0	0	0	0	L	17-19
11/27	at Broncos	S	1	1	0	0.0	0.0	1	1	0	0	0	0	0	1	0	0	0	0	0	0	0	0	0	0	0	W	30-27+
12/04	at Falcons	S	0	0	0	0.0	0.0	0	0	2	0	0	0	0	0	0	0	0	0	0	0	0	0	0	0	0	W	29-28
12/08	Raiders	S	5	3	2	0.0	0.0	0	0	1	0	0	0	0	0	0	0	0	0	0	0	0	0	0	0	0	W	21-13
12/18	Titans	S	1	1	0	0.0	0.0	0	0	1	0	0	0	0	0	0	0	0	0	0	0	0	0	0	0	0	L	17-19
12/25	Broncos	S	1	1	0	0.0	0.0	0	0	1	0	0	0	0	2	0	0	0	0	0	0	0	0	0	0	0	W	33-10
01/01	at Chargers	S	4	4	0	0.0	0.0	1	3	0	0	0	0	0	0	0	0	0	0	0	0	0	0	0	0	0	W	37-27
2016 TOTALS		**16-11**	**28**	**17**	**11**	**2.0**	**19.0**	**5**	**26**	**10**	**0**	**0**	**0**	**0**	**4**	**0**	**0**	**0**	**0**	**0**	**0**	**0**	**0**	**0**	**0**	**0**	**12-4**	

+ - Overtime

2017 GAME-BY-GAME REGULAR-SEASON STATISTICS (CHIEFS)

			TACKLES								INTERCEPTIONS					O. FUMB				ST					MISC			
DATE	OPPONENT	P/S	TK	S	A	SK	YDS	TFL	YDS	QBH	NO	YDS	LG	TD	PD	FF	FR	TD	YDS	TK	S	A	FF	FR	S	A	W/L	SCORE
09/07	at Patriots	S	0	0	0	0.0	0.0	0	0	0	0	0	0	0	0	0	0	0	0	0	0	0	0	0	0	0	W	42-27
09/17	Eagles	P	4	4	0	3.0	13.0	1	5	2	1	-3	-3	0	1	2	0	0	0	0	0	0	0	0	0	0	W	27-20
09/24	at Chargers	P	3	2	1	0.0	0.0	1	0	2	0	0	0	0	0	0	0	0	0	0	0	0	0	0	0	0	W	24-10
10/02	Redskins	S	2	1	1	0.0	0.0	0	0	0	0	0	0	0	0	0	0	0	0	0	0	0	0	0	0	0	W	29-20
10/08	at Texans	S	2	1	1	0.5	3.0	0	0	2	0	0	0	0	0	1	0	0	0	0	0	0	0	0	0	0	W	42-34
10/15	Steelers	P	1	0	1	0.0	0.0	0	0	1	0	0	0	0	0	0	0	0	0	0	0	0	0	0	0	0	L	13-19
10/19	at Raiders	P	2	2	0	0.0	0.0	0	0	0	0	0	0	0	1	0	0	0	0	0	0	0	0	0	0	0	L	30-31
10/30	Broncos	P	3	1	2	0.0	0.0	0	0	1	0	0	0	0	0	0	0	0	0	0	0	0	0	0	0	0	W	29-19
11/05	at Cowboys	P	1	0	1	0.0	0.0	0	0	0	0	0	0	0	2	0	0	0	0	0	0	0	0	0	0	0	L	17-28
11/19	at Giants	S	4	2	2	0.0	0.0	0	0	0	0	0	0	0	1	0	0	0	0	0	0	0	0	0	0	0	L	9-12+
11/26	Bills	S	1	1	0	0.0	0.0	0	0	0	0	0	0	0	1	0	0	0	0	0	0	0	0	0	0	0	L	10-16
12/03	at Jets	S	2	1	1	0.0	0.0	0	0	0	0	0	0	0	0	0	0	0	0	0	0	0	0	0	0	0	L	31-38
12/10	Raiders	P	2	2	0	1.0	7.0	2	10	2	0	0	0	0	0	0	0	0	0	0	0	0	0	0	0	0	W	26-15
12/16	Chargers	P	2	2	0	1.0	9.0	1	9	2	0	0	0	0	0	0	0	0	0	0	0	0	0	0	0	0	W	30-13
12/24	Dolphins	S	1	1	0	0.0	0.0	0	0	0	0	0	0	0	1	0	0	0	0	0	0	0	0	0	0	0	W	29-13
12/31	at Broncos	P	2	2	0	1.0	10.0	0	0	1	0	0	0	0	0	1	0	0	0	0	0	0	0	0	0	0	W	27-24
2017 TOTALS		**16-7**	**32**	**22**	**10**	**6.5**	**42.0**	**5**	**24**	**13**	**1**	**-3**	**-3**	**0**	**7**	**4**	**0**	**0**	**0**	**0**	**0**	**0**	**0**	**0**	**0**	**0**	**10-6**	

+ - Overtime

2018 GAME-BY-GAME REGULAR-SEASON STATISTICS (CHIEFS)

			TACKLES								INTERCEPTIONS					O. FUMB				ST					MISC			
DATE	OPPONENT	P/S	TK	S	A	SK	YDS	TFL	YDS	QBH	NO	YDS	LG	TD	PD	FF	FR	TD	YDS	TK	S	A	FF	FR	S	A	W/L	SCORE
09/09	at Chargers	S	3	3	0	0.0	0.0	1	2	1	0	0	0	0	0	0	0	0	0	0	0	0	0	0	0	0	W	38-28
09/16	at Steelers	S	1	1	0	0.0	0.0	1	3	0	0	0	0	0	0	0	0	0	0	0	0	0	0	0	0	0	W	42-37
09/23	49ers	S	3	3	0	0.0	0.0	1	8	0	0	0	0	0	0	0	0	0	0	0	0	0	0	0	0	0	W	38-27
10/01	at Broncos	S	0	0	0	0.0	0.0	0	0	2	0	0	0	0	0	0	0	0	0	0	0	0	0	0	0	0	W	27-23
10/07	Jaguars	S	1	1	0	1.0	6.0	1	6	1	1	20	20	1	1	0	0	0	0	0	0	0	0	0	0	0	W	30-14
10/14	at Patriots	P	2	1	1	1.0	6.0	0	0	0	0	0	0	0	0	1	0	0	0	0	0	0	0	0	0	0	L	40-43
10/21	Bengals	S	3	3	0	1.0	11.0	2	12	1	0	0	0	0	0	0	0	0	0	0	0	0	0	0	0	0	W	45-10
10/28	Broncos	S	1	1	0	1.0	10.0	1	10	2	0	0	0	0	0	0	0	0	0	0	0	0	0	0	0	0	W	30-23
11/04	at Browns	P	3	3	0	1.0	13.0	2	14	1	0	0	0	0	0	0	0	0	0	0	0	0	0	0	0	0	W	37-21
11/11	Cardinals	S	3	2	1	2.0	21.0	1	7	3	0	0	0	0	2	1	0	0	0	0	0	0	0	0	0	0	W	26-14
11/19	at Rams	S	6	6	0	2.0	13.0	3	14	4	0	0	0	0	1	0	0	0	0	0	0	0	0	0	0	0	L	51-54
12/02	at Raiders	S	5	4	1	1.5	8.0	1	6	2	0	0	0	0	0	0	0	0	0	0	0	0	0	0	0	0	W	40-33
12/09	Ravens	P	3	3	0	1.0	7.0	1	7	1	0	0	0	0	0	0	0	0	0	0	0	0	0	0	0	0	W	27-24+
12/13	Chargers	S	3	2	1	2.5	15.5	2	13	8	0	0	0	0	1	0	0	0	0	0	0	0	0	0	0	0	L	28-29
12/23	at Seahawks	P	3	2	1	1.5	11.5	2	10	3	0	0	0	0	0	0	0	0	0	0	0	0	0	0	0	0	L	31-38
12/30	Raiders	P	0	0	0	0.0	0.0	0	0	0	0	0	0	0	0	0	0	0	0	0	0	0	0	0	0	0	W	35-3
2018 TOTALS		**16-11**	**40**	**35**	**5**	**15.5**	**122.0**	**19**	**112**	**29**	**1**	**20**	**20T**	**1**	**5**	**2**	**0**	**0**	**0**	**0**	**0**	**0**	**0**	**0**	**0**	**0**	**12-4**	

+ - Overtime

2019 GAME-BY-GAME REGULAR-SEASON STATISTICS (CHIEFS)

			TACKLES								INTERCEPTIONS					O. FUMB				ST					MISC			
DATE	OPPONENT	P/S	TK	S	A	SK	YDS	TFL	YDS	QBH	NO	YDS	LG	TD	PD	FF	FR	TD	YDS	TK	S	A	FF	FR	S	A	W/L	SCORE
09/08	at Jaguars	S	1	1	0	0.0	0.0	0	0	1	0	0	0	0	0	0	0	0	0	0	0	0	0	0	0	0	W	40-26
09/15	at Raiders	S	5	3	2	1.0	6.0	1	6	3	0	0	0	0	1	0	0	0	0	0	0	0	0	0	0	0	W	28-10
09/22	Ravens	S	2	1	1	0.0	0.0	0	0	0	0	0	0	0	0	0	0	0	0	0	0	0	0	0	0	0	W	33-28
09/29	at Lions	S	2	2	0	1.0	10.0	1	10	1	0	0	0	0	0	0	1	0	12	0	0	0	0	0	0	0	W	34-30
10/06	Colts	S	1	1	0	0.0	0.0	0	0	2	0	0	0	0	0	0	0	0	0	0	0	0	0	0	0	0	L	13-19
10/13	Texans											INACTIVE															L	24-31
10/17	at Broncos											INACTIVE															W	30-6
10/27	Packers											INACTIVE															L	24-31
11/03	Vikings	P	3	2	1	1.0	8.0	1	8	2	0	0	0	0	0	0	0	0	0	0	0	0	0	0	0	0	W	26-23
11/10	at Titans	S	8	4	4	2.0	19.0	1	7	2	0	0	0	0	0	1	0	0	0	0	0	0	0	0	0	0	L	32-35
11/18	at Chargers	S	0	0	0	0.0	0.0	0	0	1	0	0	0	0	2	0	0	0	0	0	0	0	0	0	0	0	W	24-17
12/01	Raiders	S	5	2	3	1.0	2.0	1	2	1	0	0	0	0	1	0	0	0	0	0	0	0	0	0	0	0	W	40-9
12/08	at Patriots	S	3	2	1	1.0	10.0	1	10	1	0	0	0	0	0	0	0	0	0	0	0	0	0	0	0	0	W	23-16
12/15	Broncos	S	1	1	0	0.0	0.0	0	0	3	0	0	0	0	0	0	0	0	0	0	0	0	0	0	0	0	W	23-3
12/22	at Bears	S	3	3	0	1.0	13.0	1	13	1	0	0	0	0	0	0	0	0	0	0	0	0	0	0	0	0	W	26-3
12/29	Chargers	S	2	1	1	1.0	7.0	1	7	2	0	0	0	0	0	0	0	0	0	0	0	0	0	0	0	0	W	31-21
2019 TOTALS		**13-12**	**36**	**23**	**13**	**9.0**	**75.0**	**8**	**63**	**20**	**0**	**0**	**0**	**0**	**4**	**1**	**1**	**0**	**12**	**0**	**0**	**0**	**0**	**0**	**0**	**0**	**12-4**	

2020 GAME-BY-GAME REGULAR-SEASON STATISTICS (CHIEFS)

			TACKLES								INTERCEPTIONS					O. FUMB				ST					MISC			
DATE	OPPONENT	P/S	TK	S	A	SK	YDS	TFL	YDS	QBH	NO	YDS	LG	TD	PD	FF	FR	TD	YDS	TK	S	A	FF	FR	S	A	W/L	SCORE
09/10	Texans	S	4	3	1	1.5	2.0	0	0	2	0	0	0	0	0	0	0	0	0	0	0	0	0	0	0	0	W	34-20
09/20	at Chargers	S	3	2	1	0.0	0.0	0	0	2	0	0	0	0	0	0	0	0	0	0	0	0	0	0	0	0	W	23-20+
09/28	at Ravens	S	5	3	2	2.0	9.0	0	0	2	0	0	0	0	0	2	0	0	0	0	0	0	0	0	0	0	W	34-20
10/05	Patriots											INACTIVE															W	26-10
10/11	Raiders	S	4	3	1	0.0	0.0	0	0	1	0	0	0	0	1	0	0	0	0	0	0	0	0	0	0	0	L	32-40
10/19	at Bills	S	2	0	2	0.0	0.0	0	0	0	0	0	0	0	0	0	0	0	0	0	0	0	0	0	0	0	W	26-17
10/25	at Broncos	S	3	1	2	1.0	8.0	1	8	2	0	0	0	0	0	0	0	0	0	0	0	0	0	0	0	0	W	43-16
11/01	Jets	S	1	1	0	0.0	0.0	0	0	3	0	0	0	0	0	0	0	0	0	0	0	0	0	0	0	0	W	35-9
11/08	Panthers	S	2	1	1	1.0	0.0	0	0	5	0	0	0	0	0	0	0	0	0	0	0	0	0	0	0	0	W	33-31
11/22	at Raiders	S	4	3	1	0.0	0.0	0	0	1	0	0	0	0	0	0	0	0	0	0	0	0	0	0	0	0	W	35-31
11/29	at Buccaneers	S	0	0	0	0.0	0.0	0	0	2	0	0	0	0	0	0	0	0	0	0	0	0	0	0	0	0	W	27-24
12/06	Broncos	S	3	1	2	0.0	0.0	0	0	1	0	0	0	0	1	0	0	0	0	0	0	0	0	0	0	0	W	22-16
12/13	at Dolphins	S	4	4	0	1.0	6.0	1	6	1	0	0	0	0	1	0	0	0	0	0	0	0	0	0	0	0	W	33-27
12/20	at Saints	S	0	0	0	0.0	0.0	0	0	2	0	0	0	0	0	0	0	0	0	0	0	0	0	0	0	0	W	32-29
12/27	Falcons	S	1	1	0	1.0	3.0	1	3	4	0	0	0	0	1	0	0	0	0	0	0	0	0	0	0	0	W	17-14
01/03	Chargers	P	0	0	0	0.0	0.0	0	0	0	0	0	0	0	0	0	0	0	0	0	0	0	0	0	0	0	L	21-38
2020 TOTALS		**15-14**	**36**	**23**	**13**	**7.5**	**28.0**	**3**	**17**	**28**	**0**	**0**	**0**	**0**	**4**	**2**	**0**	**0**	**0**	**0**	**0**	**0**	**0**	**0**	**0**	**0**	**14-2**	

+ - Overtime

2021 GAME-BY-GAME REGULAR-SEASON STATISTICS (CHIEFS)

			TACKLES								INTERCEPTIONS					O. FUMB				ST					MISC			
DATE	OPPONENT	P/S	TK	S	A	SK	YDS	TFL	YDS	QBH	NO	YDS	LG	TD	PD	FF	FR	TD	YDS	TK	S	A	FF	FR	S	A	W/L	SCORE
09/12	Browns	S	3	3	0	2.0	17.0	2	17	2	0	0	0	0	0	0	0	0	0	0	0	0	0	0	0	0	W	33-29
09/19	at Ravens	S	2	1	1	0.0	0.0	0	0	0	0	0	0	0	0	0	0	0	0	0	0	0	0	0	0	0	L	35-36
09/26	Chargers	S	2	1	1	0.0	0.0	1	1	1	0	0	0	0	0	0	0	0	0	0	0	0	0	0	0	0	L	24-30
10/03	at Eagles	S	0	0	0	0.0	0.0	0	0	1	0	0	0	0	0	0	0	0	0	0	0	0	0	0	0	0	W	42-30
10/10	Bills											INACTIVE															L	20-38
10/17	at Football Team											INACTIVE															W	31-13
10/24	at Titans	S	1	0	1	0.0	0.0	0	0	0	0	0	0	0	0	0	0	0	0	0	0	0	0	0	0	0	L	3-27
11/01	Giants	S	2	2	0	1.0	8.0	1	8	2	0	0	0	0	0	0	0	0	0	0	0	0	0	0	0	0	W	20-17
11/07	Packers	S	2	1	1	0.0	0.0	0	0	2	0	0	0	0	0	0	0	0	0	0	0	0	0	0	0	0	W	13-7
11/14	at Raiders	S	0	0	0	0.0	0.0	0	0	1	0	0	0	0	2	0	0	0	0	0	0	0	0	0	0	0	W	41-14
11/21	Cowboys	S	5	4	1	3.5	20.0	2	10	3	0	0	0	0	1	1	1	0	-2	0	0	0	0	0	0	0	W	19-9
12/05	Broncos	S	2	0	2	0.0	0.0	0	0	1	0	0	0	0	2	0	0	0	0	0	0	0	0	0	0	0	W	22-9
12/12	Raiders	S	1	0	1	0.5	3.5	0	0	1	0	0	0	0	0	0	0	0	0	0	0	0	0	0	0	0	W	48-9
12/16	at Chargers											RESERVE/COVID-19															W	34-28+
12/26	Steelers	S	3	2	1	0.0	0.0	0	0	0	0	0	0	0	0	0	0	0	0	0	0	0	0	0	0	0	W	36-10
01/02	at Bengals	S	4	4	0	2.0	17.0	2	17	3	0	0	0	0	0	0	0	0	0	0	0	0	0	0	0	0	L	31-34
01/08	at Broncos	S	0	0	0	0.0	0.0	0	0	0	0	0	0	0	0	0	0	0	0	0	0	0	0	0	0	0	W	28-24
2021 TOTALS		**14-14**	**27**	**18**	**9**	**9.0**	**65.5**	**8**	**53**	**17**	**0**	**0**	**0**	**0**	**5**	**1**	**1**	**0**	**-2**	**0**	**0**	**0**	**0**	**0**	**0**	**0**	**12-5**	

+ - Overtime

2022 GAME-BY-GAME REGULAR-SEASON STATISTICS (CHIEFS)

			TACKLES								INTERCEPTIONS					O. FUMB				ST					MISC			
DATE	OPPONENT	P/S	TK	S	A	SK	YDS	TFL	YDS	QBH	NO	YDS	LG	TD	PD	FF	FR	TD	YDS	TK	S	A	FF	FR	S	A	W/L	SCORE
09/11	at Cardinals	S	1	1	0	0.0	0.0	0	0	0	0	0	0	0	1	1	0	0	0	0	0	0	0	0	0	0	W	44-21
09/15	Chargers	S	3	3	0	2.0	8.0	3	8	2	0	0	0	0	1	0	0	0	0	0	0	0	0	0	0	0	W	27-24
09/25	at Colts	S	2	1	1	0.0	0.0	1	0	1	0	0	0	0	0	0	0	0	0	0	0	0	0	0	0	0	L	17-20
10/02	at Buccaneers	S	1	1	0	0.0	0.0	0	0	1	0	0	0	0	0	0	1	0	2	0	0	0	0	0	0	0	W	41-31
10/10	Raiders	S	0	0	0	0.0	0.0	0	0	2	0	0	0	0	0	0	0	0	0	0	0	0	0	0	0	0	W	30-29
10/16	Bills	S	3	2	1	1.0	11.0	1	11	1	0	0	0	0	1	0	0	0	0	0	0	0	0	0	0	0	L	20-24
10/23	at 49ers	S	3	2	1	2.0	13.0	1	8	1	0	0	0	0	0	1	0	0	0	0	0	0	0	0	0	0	W	44-23
11/06	Titans	S	2	0	2	0.5	2.5	0	0	1	0	0	0	0	0	0	0	0	0	0	0	0	0	0	0	0	W	20-17+
11/13	Jaguars	S	2	1	1	1.5	12.5	1	8	2	0	0	0	0	0	0	0	0	0	0	0	0	0	0	0	0	W	27-17
11/20	at Chargers	S	5	5	0	2.0	7.0	3	9	4	0	0	0	0	0	0	0	0	0	0	0	0	0	0	0	0	W	30-27
11/27	Rams	S	1	1	0	1.0	9.0	1	9	1	0	0	0	0	0	0	0	0	0	0	0	0	0	0	0	0	W	26-10
12/04	at Bengals	S	5	1	4	0.0	0.0	0	0	0	0	0	0	0	0	0	0	0	0	0	0	0	0	0	0	0	L	24-27
12/11	at Broncos	S	4	4	0	1.0	8.0	1	8	2	0	0	0	0	1	0	0	0	0	0	0	0	0	0	0	0	W	34-28
12/18	at Texans	S	0	0	0	0.0	0.0	0	0	0	0	0	0	0	0	0	0	0	0	0	0	0	0	0	0	0	W	30-24+
12/24	Seahawks	S	4	2	2	1.0	6.0	2	8	4	0	0	0	0	0	0	0	0	0	0	0	0	0	0	0	0	W	24-10
01/01	Broncos	S	3	3	0	1.0	9.0	1	9	1	0	0	0	0	0	0	0	0	0	0	0	0	0	0	0	0	W	27-24
01/07	at Raiders	S	5	3	2	2.5	19.5	2	16	6	0	0	0	0	0	0	0	0	0	0	0	0	0	0	0	0	W	31-13
2022 TOTALS		**17-17**	**44**	**30**	**14**	**15.5**	**105.5**	**17**	**94**	**29**	**0**	**0**	**0**	**0**	**4**	**2**	**1**	**0**	**2**	**0**	**0**	**0**	**0**	**0**	**0**	**0**	**14-3**	

+ - Overtime

2023 GAME-BY-GAME REGULAR-SEASON STATISTICS (CHIEFS)

			TACKLES								INTERCEPTIONS					O. FUMB				ST					MISC			
DATE	OPPONENT	P/S	TK	S	A	SK	YDS	TFL	YDS	QBH	NO	YDS	LG	TD	PD	FF	FR	TD	YDS	TK	S	A	FF	FR	S	A	W/L	SCORE
09/07	Lions											RESERVE/DID NOT REPORT															L	20-21
09/17	at Jaguars	S	2	1	1	1.5	6.0	1	5	2	0	0	0	0	1	0	0	0	0	0	0	0	0	0	0	0	W	17-9
09/24	Bears	S	1	1	0	1.0	8.0	1	8	1	0	0	0	0	0	0	0	0	0	0	0	0	0	0	0	0	W	41-10
10/01	at Jets	S	3	2	1	1.0	7.0	1	7	2	0	0	0	0	0	0	0	0	0	0	0	0	0	0	0	0	W	23-20
10/08	at Vikings	S	2	1	1	1.0	7.0	1	7	3	0	0	0	0	1	0	0	0	0	0	0	0	0	0	0	0	W	27-20
10/12	Broncos	S	4	2	2	1.0	3.5	0	0	3	0	0	0	0	1	0	0	0	0	0	0	0	0	0	0	0	W	19-8
10/22	Chargers	S	0	0	0	0.0	0.0	0	0	1	0	0	0	0	0	0	0	0	0	0	0	0	0	0	0	0	W	31-17
10/29	at Broncos	S	4	2	2	0.0	0.0	1	3	0	0	0	0	0	0	0	0	0	0	0	0	0	0	0	0	0	L	9-24
11/05	Dolphins	S	1	0	1	0.0	0.0	0	0	1	0	0	0	0	0	0	0	0	0	0	0	0	0	0	0	0	W	21-14
11/20	Eagles	S	5	5	0	2.0	10.0	4	13	2	0	0	0	0	0	0	0	0	0	0	0	0	0	0	0	0	L	17-21
11/26	at Raiders	S	2	1	1	0.0	0.0	0	0	0	0	0	0	0	0	0	0	0	0	0	0	0	0	0	0	0	W	31-17
12/03	at Packers	S	0	0	0	0.0	0.0	0	0	2	0	0	0	0	0	0	0	0	0	0	0	0	0	0	0	0	L	19-27
12/10	Bills	S	0	0	0	0.0	0.0	0	0	3	0	0	0	0	0	0	0	0	0	0	0	0	0	0	0	0	L	17-20
12/17	at Patriots	S	2	2	0	0.0	0.0	1	2	0	0	0	0	0	1	0	0	0	0	0	0	0	0	0	0	0	W	27-17
12/25	Raiders	S	2	1	1	1.0	8.0	1	8	3	0	0	0	0	0	0	0	0	0	0	0	0	0	0	0	0	L	14-20
12/31	Bengals	S	1	1	0	1.0	11.0	1	11	2	0	0	0	0	0	0	0	0	0	0	0	0	0	0	0	0	W	25-17
01/07	at Chargers	S	1	1	0	1.0	11.0	1	11	4	0	0	0	0	0	0	0	0	0	0	0	0	0	0	0	0	W	13-12
2023 TOTALS		**16-16**	**30**	**20**	**10**	**10.5**	**71.5**	**13**	**75**	**29**	**0**	**0**	**0**	**0**	**4**	**0**	**0**	**0**	**0**	**0**	**0**	**0**	**0**	**0**	**0**	**0**	**11-6**	

2024 GAME-BY-GAME REGULAR-SEASON STATISTICS (CHIEFS)

			TACKLES								INTERCEPTIONS					O. FUMB				ST					MISC			
DATE	OPPONENT	P/S	TK	S	A	SK	YDS	TFL	YDS	QBH	NO	YDS	LG	TD	PD	FF	FR	TD	YDS	TK	S	A	FF	FR	S	A	W/L	SCORE
09/05	Ravens	S	3	1	2	1.0	6.0	1	6	0	0	0	0	0	0	1	0	0	0	0	0	0	0	0	0	0	W	27-20
09/15	Bengals	S	0	0	0	0.0	0.0	0	0	2	0	0	0	0	0	0	0	0	0	0	0	0	0	0	0	0	W	26-25
09/22	at Falcons	S	2	0	2	0.0	0.0	0	0	1	0	0	0	0	0	0	0	0	0	0	0	0	0	0	0	0	W	22-17
09/29	at Chargers	S	4	3	1	2.0	10.0	2	10	3	0	0	0	0	0	0	0	0	0	0	0	0	0	0	0	0	W	17-10
10/07	Saints	S	2	0	2	0.0	0.0	0	0	1	0	0	0	0	0	0	0	0	0	0	0	0	0	0	0	0	W	26-13
10/20	at 49ers	S	1	1	0	0.0	0.0	0	0	0	0	0	0	0	0	0	0	0	0	0	0	0	0	0	0	0	W	28-18
10/27	at Raiders	S	3	2	1	0.0	0.0	1	4	1	0	0	0	0	0	0	0	0	0	0	0	0	0	0	0	0	W	27-20
11/04	Buccaneers	S	2	2	0	0.0	0.0	0	0	1	0	0	0	0	0	0	0	0	0	0	0	0	0	0	0	0	W	30-24+
11/10	Broncos	S	2	0	2	0.0	0.0	0	0	1	0	0	0	0	0	0	0	0	0	0	0	0	0	0	0	0	W	16-14
11/17	at Bills	S	5	4	1	0.0	0.0	1	1	0	0	0	0	0	0	0	0	0	0	0	0	0	0	0	0	0	L	21-30
11/24	at Panthers	S	0	0	0	0.0	0.0	0	0	1	0	0	0	0	0	0	0	0	0	0	0	0	0	0	0	0	W	30-27
11/29	Raiders	S	6	3	3	2.0	7.0	2	7	2	0	0	0	0	0	0	0	0	0	0	0	0	0	0	0	0	W	19-17
12/08	Chargers	S	2	2	0	0.0	0.0	1	6	0	0	0	0	0	0	0	0	0	0	0	0	0	0	0	0	0	W	19-17
12/15	at Browns	S	3	1	2	0.0	0.0	1	2	3	0	0	0	0	0	0	0	0	0	0	0	0	0	0	0	0	W	21-7
12/21	Texans	S	2	0	2	0.0	0.0	0	0	4	0	0	0	0	0	0	0	0	0	0	0	0	0	0	0	0	W	27-19
12/25	at Steelers											INACTIVE															W	29-10
01/05	at Broncos											INACTIVE															L	0-38
2024 TOTALS		**15-15**	**37**	**19**	**18**	**5.0**	**23.0**	**9**	**36**	**20**	**0**	**0**	**0**	**0**	**0**	**1**	**0**	**0**	**0**	**0**	**0**	**0**	**0**	**0**	**0**	**0**	**15-2**	

+ - Overtime

2025 GAME-BY-GAME REGULAR-SEASON STATISTICS (CHIEFS)

			TACKLES								INTERCEPTIONS					O. FUMB				ST					MISC			
DATE	OPPONENT	P/S	TK	S	A	SK	YDS	TFL	YDS	QBH	NO	YDS	LG	TD	PD	FF	FR	TD	YDS	TK	S	A	FF	FR	S	A	W/L	SCORE
09/05	at Chargers	S	2	0	2	0.0	0.0	0	0	0	0	0	0	0	0	0	0	0	0	0	0	0	0	0	0	0	L	21-27
09/14	Eagles	S	2	2	0	0.0	0.0	2	3	1	0	0	0	0	0	0	0	0	0	0	0	0	0	0	0	0	L	17-20
09/21	at Giants	S	1	1	0	1.0	5.0	1	5	2	0	0	0	0	0	0	0	0	0	0	0	0	0	0	0	0	W	22-9
09/28	Ravens	S	1	1	0	0.0	0.0	1	1	2	0	0	0	0	1	0	0	0	0	0	0	0	0	0	0	0	W	37-20
10/06	at Jaguars	S	1	0	1	0.0	0.0	0	0	1	0	0	0	0	0	0	0	0	0	0	0	0	0	0	0	0	L	28-31
10/12	Lions	S	1	0	1	0.0	0.0	0	0	1	0	0	0	0	0	0	0	0	0	0	0	0	0	0	0	0	W	30-17
10/19	Raiders	S	2	1	1	1.0	5.0	1	5	1	0	0	0	0	0	0	0	0	0	0	0	0	0	0	0	0	W	31-0
10/27	Commanders	S	1	1	0	0.0	0.0	0	0	0	0	0	0	0	0	0	0	0	0	0	0	0	0	0	0	0	W	28-7
11/02	at Bills	S	2	0	2	0.0	0.0	0	0	0	0	0	0	0	0	0	0	0	0	0	0	0	0	0	0	0	L	21-28
11/16	at Broncos	S	2	1	1	1.0	6.0	1	6	2	0	0	0	0	0	0	0	0	0	0	0	0	0	0	0	0	L	19-22
11/23	Colts	S	1	1	0	0.0	0.0	0	0	2	0	0	0	0	0	0	0	0	0	0	0	0	0	0	0	0	W	23-20+
11/27	at Cowboys	S	4	2	2	0.0	0.0	1	2	0	0	0	0	0	0	0	0	0	0	0	0	0	0	0	0	0	L	28-31
12/07	Texans	S	2	1	1	1.0	5.0	1	5	4	0	0	0	0	1	0	0	0	0	0	0	0	0	0	0	0	L	10-20
2025 TOTALS		**13-13**	**22**	**11**	**11**	**4.0**	**21.0**	**8**	**27**	**16**	**0**	**0**	**0**	**0**	**2**	**0**	**0**	**0**	**0**	**0**	**0**	**0**	**0**	**0**	**0**	**0**	**6-7**	

+ - Overtime

2016 GAME-BY-GAME POSTSEASON STATISTICS (CHIEFS)

			TACKLES								INTERCEPTIONS					O. FUMB				ST					MISC			
DATE	OPPONENT	P/S	TK	S	A	SK	YDS	TFL	YDS	QBH	NO	YDS	LG	TD	PD	FF	FR	TD	YDS	TK	S	A	FF	FR	S	A	W/L	SCORE
01/15	Steelers	S	2	1	1	0.0	0.0	0	0	0	0	0	0	0	2	0	0	0	0	0	0	0	0	0	0	0	L	16-18
2016 TOTALS		**1-1**	**2**	**1**	**1**	**0.0**	**0.0**	**0**	**0**	**0**	**0**	**0**	**0**	**0**	**2**	**0**	**0**	**0**	**0**	**0**	**0**	**0**	**0**	**0**	**0**	**0**	**0-1**	

2017 GAME-BY-GAME POSTSEASON STATISTICS (CHIEFS)

			TACKLES								INTERCEPTIONS					O. FUMB				ST					MISC			
DATE	OPPONENT	P/S	TK	S	A	SK	YDS	TFL	YDS	QBH	NO	YDS	LG	TD	PD	FF	FR	TD	YDS	TK	S	A	FF	FR	S	A	W/L	SCORE
01/06	Titans	S	2	1	1	0.0	0.0	0	0	0	0	0	0	0	0	0	0	0	0	0	0	0	0	0	0	0	L	21-22
2017 TOTALS		**1-1**	**2**	**1**	**1**	**0.0**	**0.0**	**0**	**0**	**0**	**0**	**0**	**0**	**0**	**0**	**0**	**0**	**0**	**0**	**0**	**0**	**0**	**0**	**0**	**0**	**0**	**0-1**	

2018 GAME-BY-GAME POSTSEASON STATISTICS (CHIEFS)

			TACKLES								INTERCEPTIONS					O. FUMB				ST					MISC			
DATE	OPPONENT	P/S	TK	S	A	SK	YDS	TFL	YDS	QBH	NO	YDS	LG	TD	PD	FF	FR	TD	YDS	TK	S	A	FF	FR	S	A	W/L	SCORE
01/12	Colts	P	0	0	0	0.0	0.0	0	0	1	0	0	0	0	3	0	0	0	0	0	0	0	0	0	0	0	W	31-13
01/20	Patriots	S	0	0	0	0.0	0.0	0	0	0	0	0	0	0	1	0	0	0	0	0	0	0	0	0	0	0	L	31-37+
2018 TOTALS		**2-1**	**0**	**0**	**0**	**0.0**	**0.0**	**0**	**0**	**1**	**0**	**0**	**0**	**0**	**4**	**0**	**0**	**0**	**0**	**0**	**0**	**0**	**0**	**0**	**0**	**0**	**1-1**	

+ - Overtime

2019 GAME-BY-GAME POSTSEASON STATISTICS (CHIEFS)

			TACKLES								INTERCEPTIONS					O. FUMB				ST					MISC			
DATE	OPPONENT	P/S	TK	S	A	SK	YDS	TFL	YDS	QBH	NO	YDS	LG	TD	PD	FF	FR	TD	YDS	TK	S	A	FF	FR	S	A	W/L	SCORE
01/12	Texans											INACTIVE															W	51-31
01/19	Titans	P	2	1	1	0.0	0.0	0	0	1	0	0	0	0	0	0	0	0	0	0	0	0	0	0	0	0	W	35-24
02/02	49ers	S	1	0	1	0.0	0.0	0	0	0	0	0	0	0	3	0	0	0	0	0	0	0	0	0	0	0	W	31-20
2019 TOTALS		**2-1**	**3**	**1**	**2**	**0.0**	**0.0**	**0**	**0**	**1**	**0**	**0**	**0**	**0**	**3**	**0**	**0**	**0**	**0**	**0**	**0**	**0**	**0**	**0**	**0**	**0**	**3-0**	

2020 GAME-BY-GAME POSTSEASON STATISTICS (CHIEFS)

			TACKLES								INTERCEPTIONS					O. FUMB				ST					MISC			
DATE	OPPONENT	P/S	TK	S	A	SK	YDS	TFL	YDS	QBH	NO	YDS	LG	TD	PD	FF	FR	TD	YDS	TK	S	A	FF	FR	S	A	W/L	SCORE
01/17	Browns	S	3	1	2	0.0	0.0	0	0	1	0	0	0	0	0	0	0	0	0	0	0	0	0	0	0	0	W	22-17
01/24	Bills	S	1	0	1	0.0	0.0	0	0	1	0	0	0	0	0	0	0	0	0	0	0	0	0	0	0	0	W	38-24
02/07	at Buccaneers	S	5	3	2	0.0	0.0	0	0	0	0	0	0	0	0	0	0	0	0	0	0	0	0	0	0	0	L	9-31
2020 TOTALS		**3-3**	**9**	**4**	**5**	**0.0**	**0.0**	**0**	**0**	**2**	**0**	**0**	**0**	**0**	**0**	**0**	**0**	**0**	**0**	**0**	**0**	**0**	**0**	**0**	**0**	**0**	**2-1**	

2021 GAME-BY-GAME POSTSEASON STATISTICS (CHIEFS)

			TACKLES								INTERCEPTIONS					O. FUMB				ST					MISC			
DATE	OPPONENT	P/S	TK	S	A	SK	YDS	TFL	YDS	QBH	NO	YDS	LG	TD	PD	FF	FR	TD	YDS	TK	S	A	FF	FR	S	A	W/L	SCORE
01/16	Steelers	S	2	1	1	0.0	0.0	1	0	0	0	0	0	0	0	0	0	0	0	0	0	0	0	0	0	0	W	42-21
01/23	Bills	S	1	1	0	0.0	0.0	1	7	0	0	0	0	0	0	0	0	0	0	0	0	0	0	0	0	0	W	42-36+
01/30	Bengals	S	3	2	1	0.0	0.0	0	0	0	0	0	0	0	0	0	0	0	0	0	0	0	0	0	0	0	L	24-27+
2021 TOTALS		**3-3**	**6**	**4**	**2**	**0.0**	**0.0**	**2**	**7**	**0**	**0**	**0**	**0**	**0**	**0**	**0**	**0**	**0**	**0**	**0**	**0**	**0**	**0**	**0**	**0**	**2-1**	

+ - Overtime

2022 GAME-BY-GAME POSTSEASON STATISTICS (CHIEFS)

			TACKLES								INTERCEPTIONS					O. FUMB				ST					MISC			
DATE	OPPONENT	P/S	TK	S	A	SK	YDS	TFL	YDS	QBH	NO	YDS	LG	TD	PD	FF	FR	TD	YDS	TK	S	A	FF	FR	S	A	W/L	SCORE
01/21	Jaguars	S	1	1	0	0.0	0.0	0	0	1	0	0	0	0	0	0	0	0	0	0	0	0	0	0	0	0	W	27-20
01/29	Bengals	S	4	3	1	2.0	13.0	3	16	5	0	0	0	0	0	0	0	0	0	0	0	0	0	0	0	0	W	23-20
02/12	at Eagles	S	3	2	1	0.0	0.0	0	0	0	0	0	0	0	0	0	0	0	0	0	0	0	0	0	0	0	W	38-35
2022 TOTALS		**3-3**	**8**	**6**	**2**	**2.0**	**13.0**	**3**	**16**	**6**	**0**	**0**	**0**	**0**	**0**	**0**	**0**	**0**	**0**	**0**	**0**	**0**	**0**	**0**	**0**	**3-0**	

2023 GAME-BY-GAME POSTSEASON STATISTICS (CHIEFS)

			TACKLES								INTERCEPTIONS					O. FUMB				ST					MISC			
DATE	OPPONENT	P/S	TK	S	A	SK	YDS	TFL	YDS	QBH	NO	YDS	LG	TD	PD	FF	FR	TD	YDS	TK	S	A	FF	FR	S	A	W/L	SCORE
01/13	Dolphins	S	1	0	1	0.5	2.0	0	0	2	0	0	0	0	0	0	0	0	0	0	0	0	0	0	0	0	W	26-7
01/21	at Bills	S	3	2	1	0.0	0.0	0	0	1	0	0	0	0	1	1	0	0	0	0	0	0	0	0	0	0	W	27-24
01/28	at Ravens	S	0	0	0	0.0	0.0	0	0	1	0	0	0	0	1	0	0	0	0	0	0	0	0	0	0	0	W	17-10
02/11	49ers	S	4	2	2	0.0	0.0	0	0	2	0	0	0	0	0	0	0	0	0	0	0	0	0	0	0	0	W	25-22+
2023 TOTALS		**4-4**	**8**	**4**	**4**	**0.5**	**2.0**	**0**	**0**	**6**	**0**	**0**	**0**	**0**	**2**	**1**	**0**	**0**	**0**	**0**	**0**	**0**	**0**	**0**	**0**	**4-0**	

+ - Overtime

2024 GAME-BY-GAME POSTSEASON STATISTICS (CHIEFS)

			TACKLES								INTERCEPTIONS					O. FUMB				ST					MISC			
DATE	OPPONENT	P/S	TK	S	A	SK	YDS	TFL	YDS	QBH	NO	YDS	LG	TD	PD	FF	FR	TD	YDS	TK	S	A	FF	FR	S	A	W/L	SCORE
01/18	Texans	S	4	1	3	1.0	12.0	1	12	2	0	0	0	0	0	0	0	0	0	0	0	0	0	0	0	0	W	23-14
01/26	Bills	S	1	0	1	0.0	0.0	0	0	2	0	0	0	0	0	0	0	0	0	0	0	0	0	0	0	0	W	32-29
02/09	at Eagles	S	0	0	0	0.0	0.0	0	0	1	0	0	0	0	0	0	0	0	0	0	0	0	0	0	0	0	L	22-40
2024 TOTALS		**3-3**	**5**	**1**	**4**	**1.0**	**12.0**	**1**	**12**	**5**	**0**	**0**	**0**	**0**	**0**	**0**	**0**	**0**	**0**	**0**	**0**	**0**	**0**	**0**	**0**	**0**	**2-1**	

CHRIS JONES' COLLEGE DEFENSIVE STATISTICS

				TACKLES								INTERCEPTIONS					O. FUMB				ST					MISC	
DATE	TEAM	GP	GS	TK	S	A	TFL	YDS	SK	YDS	QBH	NO	YDS	LG	TD	PD	FF	FR	TD	YDS	TK	S	A	FF	FR	S	A
2014	Mississippi St.	13	0	26	9	17	3.5	13.0	3.0	12.0	8	0	0	0	0	2	0	0	0	0	0	0	0	0	0	0	0
2015	Mississippi St.	13	13	44	16	28	7.5	21.0	2.5	16.0	5	0	0	0	0	4	0	0	0	0	0	0	0	0	0	0	0
TOTALS		**26**	**13**	**70**	**25**	**45**	**11.0**	**34.0**	**5.5**	**28.0**	**13**	**0**	**0**	**0**	**0**	**6**	**0**	**0**	**0**	**0**	**0**	**0**	**0**	**0**	**0**	**0**

COLLEGE 2014 GAME-BY-GAME STATISTICS (MISSISSIPPI ST.)

			TACKLES								INTERCEPTIONS					O. FUMB				ST					MISC			
DATE	OPPONENT	P/S	TK	S	A	SK	YDS	TFL	YDS	QBH	NO	YDS	LG	TD	PD	FF	FR	TD	YDS	TK	S	A	FF	FR	S	A	W/L	SCORE
08/29	Southern Miss.	P	3	2	1	1.0	6.0	1.0	6.0	1	0	0	0	0	0	0	0	0	0	0	0	0	0	0	0	0	W	49-0
09/05	UAB	P	2	0	2	0.0	0.0	0.0	0.0	1	0	0	0	0	0	0	0	0	0	0	0	0	0	0	0	0	W	47-34
09/12	at South Alabama	P	1	1	0	1.0	1.0	1.0	1.0	0	0	0	0	0	0	0	0	0	0	0	0	0	0	0	0	0	W	35-3
09/19	at LSU	P	2	0	2	0.0	0.0	0.0	0.0	0	0	0	0	0	0	0	0	0	0	0	0	0	0	0	0	0	W	34-29
10/03	Texas A&M	P	4	2	2	0.0	0.0	0.5	1.0	0	0	0	0	0	0	0	0	0	0	0	0	0	0	0	0	0	W	48-31
10/10	Auburn	P	3	0	3	0.0	0.0	0.0	0.0	1	0	0	0	0	0	0	0	0	0	0	0	0	0	0	0	0	W	38-23
10/24	at Kentucky	P	0	0	0	0.0	0.0	0.0	0.0	0	0	0	0	0	1	0	0	0	0	0	0	0	0	0	0	0	W	45-31
10/31	Arkansas	P	4	1	3	1.0	5.0	1.0	5.0	2	0	0	0	0	0	0	0	0	0	0	0	0	0	0	0	0	W	17-10
11/07	UT Martin	P	3	1	2	0.0	0.0	0.0	0.0	1	0	0	0	0	0	0	0	0	0	0	0	0	0	0	0	0	W	45-16
11/14	at Alabama	P	1	0	1	0.0	0.0	0.0	0.0	1	0	0	0	0	1	0	0	0	0	0	0	0	0	0	0	0	L	20-25
11/21	Vanderbilt	P	1	0	1	0.0	0.0	0.0	0.0	1	0	0	0	0	0	0	0	0	0	0	0	0	0	0	0	0	W	51-0
11/28	at Ole Miss	P	2	2	0	0.0	0.0	0.0	0.0	0	0	0	0	0	0	0	0	0	0	0	0	0	0	0	0	0	L	17-31
12/30	at Georgia Tech	P	0	0	0	0.0	0.0	0.0	0.0	0	0	0	0	0	0	0	0	0	0	0	0	0	0	0	0	0	L	34-49
2014 TOTALS		**13-0**	**26**	**9**	**17**	**3.0**	**12.0**	**3.5**	**13.0**	**8**	**0**	**0**	**0**	**0**	**2**	**0**	**0**	**0**	**0**	**0**	**0**	**0**	**0**	**0**	**0**	**10-3**	

COLLEGE 2015 GAME-BY-GAME STATISTICS (MISSISSIPPI ST.)

			TACKLES								INTERCEPTIONS					O. FUMB				ST					MISC			
DATE	OPPONENT	P/S	TK	S	A	SK	YDS	TFL	YDS	QBH	NO	YDS	LG	TD	PD	FF	FR	TD	YDS	TK	S	A	FF	FR	S	A	W/L	SCORE
09/04	at Southern Miss.	S	5	4	1	0.0	0.0	0.0	0.0	0	0	0	0	0	1	0	0	0	0	0	0	0	0	0	0	0	W	34-16
09/11	LSU	S	8	0	8	0.0	0.0	0.5	0.0	0	0	0	0	0	0	0	0	0	0	0	0	0	0	0	0	0	L	19-21
09/18	Northwestern St.	S	3	0	3	0.5	6.0	0.5	6.0	0	0	0	0	0	0	0	0	0	0	0	0	0	0	0	0	0	W	62-13
09/25	at Auburn	S	2	0	2	0.0	0.0	0.0	0.0	1	0	0	0	0	0	0	0	0	0	0	0	0	0	0	0	0	W	17-9
10/02	at Texas A&M	S	5	3	2	0.0	0.0	1.0	2.0	0	0	0	0	0	0	0	0	0	0	0	0	0	0	0	0	0	L	17-30
10/09	Troy	S	1	0	1	0.0	0.0	0.5	0.0	1	0	0	0	0	0	0	0	0	0	0	0	0	0	0	0	0	W	45-17
10/16	Louisiana Tech	S	4	2	2	1.0	4.0	1.0	4.0	0	0	0	0	0	0	0	0	0	0	0	0	0	0	0	0	0	W	45-20
10/23	Kentucky	S	2	1	1	0.0	0.0	0.5	0.0	1	0	0	0	0	0	0	0	0	0	0	0	0	0	0	0	0	W	42-16
11/04	at Missouri	S	2	2	0	1.0	6.0	2.0	8.0	1	0	0	0	0	0	0	0	0	0	0	0	0	0	0	0	0	W	31-13
11/13	Alabama	S	3	2	1	0.0	0.0	0.0	0.0	0	0	0	0	0	0	0	0	0	0	0	0	0	0	0	0	0	L	6-31
11/20	at Arkansas	S	3	0	3	0.0	0.0	1.0	1.0	1	0	0	0	0	1	0	0	0	0	0	0	0	0	0	0	0	W	51-50
11/27	Ole Miss	S	1	0	1	0.0	0.0	0.5	0.0	0	0	0	0	0	2	0	0	0	0	0	0	0	0	0	0	0	L	27-38
12/29	NC State	S	5	2	3	0.0	0.0	0.0	0.0	0	0	0	0	0	0	0	0	0	0	0	0	0	0	0	0	0	W	51-28
2015 TOTALS		**13-13**	**44**	**16**	**28**	**2.5**	**16.0**	**7.5**	**21.0**	**5**	**0**	**0**	**0**	**0**	**4**	**0**	**0**	**0**	**0**	**0**	**0**	**0**	**0**	**0**	**0**	**9-4**	

GEORGE KARLAFTIS

22 23

DEFENSIVE END #56

PURDUE

4TH YEAR IN THE NFL

4TH YEAR WITH THE CHIEFS

HEIGHT: 6'4"
WEIGHT: 263 LBS
HOW ACQUIRED: D1B-22
BIRTHDAY: 4/3/01

- Karlaftis enters his fourth season with the Chiefs in 2025.
- Originally entered the NFL as the second of two first-round picks (30th overall) by the Kansas City Chiefs in the 2022 NFL Draft.

Career Highlights:

- Led Kansas City in sacks (8.0) in 2024.
- Recorded double-digit sacks (10.5) in 2023, tying with DT Chris Jones for the most amongst the defense.
- Totaled 16.5 sacks in his first two seasons, the third-most in a Chiefs player's first two seasons.
- In 2022, George Karlaftis became the 19th player in franchise history to start all regular season games in their rookie season. Karlaftis joined C Creed Humphrey and G Trey Smith to be the first three to start 17 games in their rookie season since the NFL added a 17th regular season game in the 2021 season.
- As a rookie, finished the 2022 season with the second-most sacks on the team (6.0) behind DT Chris Jones (15.5).

Transactions:

Re-signed with Kansas City (7/21/25) ... Originally entered the NFL as the second of two first-round picks (30th overall) by the Kansas City Chiefs in the 2022 NFL Draft.

COLLEGE

Three-year letterwinner at Purdue ... Played 27 games, logging 99 tackles (64 solo), including 30.5 for a loss of 143.0 yards ... Recorded 14.5 sacks (-80.0 yards), one interception, five passes defensed, four forced fumbles and two fumble recoveries ... Earned second-team All-Big Ten, as well as Academic All-Big Ten honors in 2020 ... Named first-team *Associated Press* Freshman All-American in 2019.

PERSONAL

- Selected to play in 2019 U.S. Army All-American Bowl, where he received national Defensive Player of the Year honor.
- Team went 15-0 in 2018, winning Indiana Class 3A state championship.
- Indiana Class 3A Player of the Year.
- 2018 Top 50 All-Indiana by Indiana Football Coaches Association.
- *Associated Press* All-State Class 3A as a senior.
- 2018 IndyStar Mr. Football Defensive Lineman of the Year.
- According to MaxPreps, finished his senior season with 106 tackles, including 56 for loss and 17.5 sacks.
- Via MaxPreps, he finished his prep career with 332 tackles, including 84 tackles for loss and 41.0 sacks.
- Back-to-back state champion in shot put - 59 feet, 5 1/2 inches as a sophomore and 60 feet, 1/2 inch as a junior.
- Moved to West Lafayette, Indiana, from Athens, Greece, in eighth grade, when he began playing football.

GEORGE KARLAFTIS' NFL REGULAR SEASON DEFENSIVE STATISTICS

				TACKLES								INTERCEPTIONS					O. FUMB				ST					MISC	
DATE	TEAM	GP	GS	TK	S	A	TFL	YDS	SK	YDS	QBH	NO	YDS	LG	TD	PD	FF	FR	TD	YDS	TK	S	A	FF	FR	S	A
2022	Chiefs	17	17	33	18	15	8	38	6.0	40.0	11	0	0	0	0	7	0	2	0	0	0	0	0	0	0	0	0
2023	Chiefs	16	16	47	29	18	7	50	10.5	55.5	17	0	0	0	0	3	1	0	0	0	0	0	0	0	0	0	0
2024	Chiefs	16	11	35	21	14	9	47	8.0	46.0	28	0	0	0	0	5	0	0	0	0	0	0	0	0	0	0	0
2025	Chiefs	13	12	42	22	20	9	25	6.0	23.5	22	0	0	0	0	2	0	1	0	1	0	0	0	0	0	0	0
NFL TOTALS		**62**	**56**	**157**	**90**	**67**	**33**	**160**	**30.5**	**165.0**	**78**	**0**	**0**	**0**	**0**	**17**	**1**	**3**	**0**	**1**	**0**	**0**	**0**	**0**	**0**	**0**	**0**

GEORGE KARLAFTIS' NFL POSTSEASON DEFENSIVE STATISTICS

				TACKLES								INTERCEPTIONS					O. FUMB				ST					MISC	
DATE	TEAM	GP	GS	TK	S	A	TFL	YDS	SK	YDS	QBH	NO	YDS	LG	TD	PD	FF	FR	TD	YDS	TK	S	A	FF	FR	S	A
2022	Chiefs	3	3	4	2	2	1	4	1.0	4.0	1	0	0	0	0	0	0	0	0	0	0	0	0	0	0	0	0
2023	Chiefs	4	4	19	10	9	3	12	3.0	15.0	7	0	0	0	0	1	0	2	0	0	0	0	0	0	0	0	0
2024	Chiefs	3	2	13	9	4	4	32	4.0	32.0	8	0	0	0	0	0	0	0	0	0	0	0	0	0	0	0	0
NFL TOTALS		**10**	**9**	**36**	**21**	**15**	**8**	**48**	**8.0**	**51.0**	**16**	**0**	**0**	**0**	**0**	**1**	**0**	**2**	**0**	**0**	**0**	**0**	**0**	**0**	**0**	**0**	**0**

SINGLE-GAME HIGHS: DEFENSIVE

Total Tackles
10 at N.Y. Giants, Sep 21, 2025
7 at Denver, Oct 29, 2023
7 vs. Detroit, Sep 07, 2023
6 at Buffalo, Nov 02, 2025
5 vs. Houston, Dec 07, 2025
...2 more at 5.

Solo Tackles
8 at N.Y. Giants, Sep 21, 2025
4 vs. Cincinnati, Dec 31, 2023
4 at Denver, Oct 29, 2023
3 vs. Houston, Dec 07, 2025
3 vs. Tampa Bay, Nov 04, 2024
...3 more at 3.

Sacks
2.5 at Denver, Oct 29, 2023
2.0 at Cleveland, Dec 15, 2024
1.5 vs. Cincinnati, Dec 31, 2023
1.5 at Jacksonville, Sep 17, 2023
1.0 vs. Houston, Dec 07, 2025
...19 more at 1.0.

Passes Defensed
2 vs. Denver, Oct 12, 2023
2 vs. Jacksonville, Nov 13, 2022
1 vs. Washington, Oct 27, 2025
1 at N.Y. Giants, Sep 21, 2025
...11 more at 1.

Forced Fumbles
1 at Denver, Oct 29, 2023

Fumble Recoveries
1 at Las Vegas, Jan 07, 2023
1 vs. Denver, Jan 01, 2023

Tackles For Loss
3 at N.Y. Giants, Sep 21, 2025
2 at L.A. Chargers, Sep 05, 2025
2 at Cleveland, Dec 15, 2024
1 vs. Houston, Dec 07, 2025
1 at Denver, Nov 16, 2025
...24 more at 1.

Longest Opp Fumble Return
1 at Jacksonville, Oct 06, 2025

SINGLE-GAME HIGHS – POSTSEASON: DEFENSIVE

Total Tackles
6 vs. Miami, Jan 13, 2024
5 vs. Houston, Jan 18, 2025
5 vs. San Francisco, Feb 11, 2024
4 at Philadelphia, Feb 09, 2025
4 vs. Buffalo, Jan 26, 2025
...2 more at 4.

Solo Tackles
4 vs. Houston, Jan 18, 2025
3 at Philadelphia, Feb 09, 2025
3 at Baltimore, Jan 28, 2024
3 vs. Miami, Jan 13, 2024
2 vs. Buffalo, Jan 26, 2025
...2 more at 2.

Sacks
3.0 vs. Houston, Jan 18, 2025
1.5 vs. Miami, Jan 13, 2024
1.0 at Philadelphia, Feb 09, 2025
1.0 at Baltimore, Jan 28, 2024
1.0 vs. Cincinnati, Jan 29, 2023

Passes Defensed
1 at Buffalo, Jan 21, 2024

Fumble Recoveries
1 vs. San Francisco, Feb 11, 2024
1 at Baltimore, Jan 28, 2024

Tackles For Loss
3 vs. Houston, Jan 18, 2025
1 at Philadelphia, Feb 09, 2025
1 at Baltimore, Jan 28, 2024
1 at Buffalo, Jan 21, 2024
...2 more at 1.

2022 GAME-BY-GAME REGULAR-SEASON STATISTICS (CHIEFS)

			TACKLES								INTERCEPTIONS					O. FUMB				ST					MISC			
DATE	OPPONENT	P/S	TK	S	A	SK	YDS	TFL	YDS	QBH	NO	YDS	LG	TD	PD	FF	FR	TD	YDS	TK	S	A	FF	FR	S	A	W/L	SCORE
09/11	at Cardinals	S	1	1	0	0.0	0.0	0	0	1	0	0	0	0	1	0	0	0	0	0	0	0	0	0	0	0	W	44-21
09/15	Chargers	S	1	1	0	0.0	0.0	0	0	1	0	0	0	0	1	0	0	0	0	0	0	0	0	0	0	0	W	27-24
09/25	at Colts	S	5	1	4	0.0	0.0	0	0	0	0	0	0	0	0	0	0	0	0	0	0	0	0	0	0	0	L	17-20
10/02	at Buccaneers	S	2	2	0	0.0	0.0	1	4	0	0	0	0	0	0	0	0	0	0	0	0	0	0	0	0	0	W	41-31
10/10	Raiders	S	1	0	1	0.5	3.5	0	0	1	0	0	0	0	0	0	0	0	0	0	0	0	0	0	0	0	W	30-29
10/16	Bills	S	2	1	1	0.0	0.0	0	0	0	0	0	0	0	0	0	0	0	0	0	0	0	0	0	0	0	L	20-24
10/23	at 49ers	S	2	0	2	0.0	0.0	0	0	1	0	0	0	0	1	0	0	0	0	0	0	0	0	0	0	0	W	44-23
11/06	Titans	S	2	1	1	0.0	0.0	0	0	0	0	0	0	0	0	0	0	0	0	0	0	0	0	0	0	0	W	20-17+
11/13	Jaguars	S	2	0	2	0.0	0.0	0	0	0	0	0	0	0	2	0	0	0	0	0	0	0	0	0	0	0	W	27-17
11/20	at Chargers	S	0	0	0	0.0	0.0	0	0	1	0	0	0	0	0	0	0	0	0	0	0	0	0	0	0	0	W	30-27
11/27	Rams	S	1	1	0	1.0	10.0	1	10	1	0	0	0	0	0	0	0	0	0	0	0	0	0	0	0	0	W	26-10
12/04	at Bengals	S	3	3	0	1.0	7.0	1	7	1	0	0	0	0	0	0	0	0	0	0	0	0	0	0	0	0	L	24-27
12/11	at Broncos	S	3	1	2	1.0	4.0	1	4	1	0	0	0	0	1	0	0	0	0	0	0	0	0	0	0	0	W	34-28
12/18	at Texans	S	2	2	0	0.0	0.0	1	0	0	0	0	0	0	0	0	0	0	0	0	0	0	0	0	0	0	W	30-24+
12/24	Seahawks	S	1	1	0	1.0	9.0	1	9	1	0	0	0	0	1	0	0	0	0	0	0	0	0	0	0	0	W	24-10
01/01	Broncos	S	2	1	1	1.0	3.0	1	3	1	0	0	0	0	0	0	1	0	0	0	0	0	0	0	0	0	W	27-24
01/07	at Raiders	S	3	2	1	0.5	3.5	1	1	1	0	0	0	0	0	0	1	0	0	0	0	0	0	0	0	0	W	31-13
2022 TOTALS		**17-17**	**33**	**18**	**15**	**6.0**	**40.0**	**8**	**38**	**11**	**0**	**0**	**0**	**0**	**7**	**0**	**2**	**0**	**0**	**0**	**0**	**0**	**0**	**0**	**0**	**0**	**14-3**	

+ - Overtime

2023 GAME-BY-GAME REGULAR-SEASON STATISTICS (CHIEFS)

			TACKLES								INTERCEPTIONS					O. FUMB				ST					MISC			
DATE	OPPONENT	P/S	TK	S	A	SK	YDS	TFL	YDS	QBH	NO	YDS	LG	TD	PD	FF	FR	TD	YDS	TK	S	A	FF	FR	S	A	W/L	SCORE
09/07	Lions	S	7	3	4	0.0	0.0	1	10	0	0	0	0	0	1	0	0	0	0	0	0	0	0	0	0	0	L	20-21
09/17	at Jaguars	S	4	1	3	1.5	9.0	1	7	2	0	0	0	0	0	0	0	0	0	0	0	0	0	0	0	0	W	17-9
09/24	Bears	S	2	1	1	0.5	0.0	0	0	1	0	0	0	0	0	0	0	0	0	0	0	0	0	0	0	0	W	41-10
10/01	at Jets	S	1	1	0	0.0	0.0	0	0	1	0	0	0	0	0	0	0	0	0	0	0	0	0	0	0	0	W	23-20
10/08	at Vikings	S	1	1	0	0.0	0.0	0	0	0	0	0	0	0	0	0	0	0	0	0	0	0	0	0	0	0	W	27-20
10/12	Broncos	S	3	2	1	0.5	3.5	0	0	1	0	0	0	0	2	0	0	0	0	0	0	0	0	0	0	0	W	19-8
10/22	Chargers	S	3	1	2	1.0	6.0	1	6	1	0	0	0	0	0	0	0	0	0	0	0	0	0	0	0	0	W	31-17
10/29	at Broncos	S	7	4	3	2.5	9.5	1	3	3	0	0	0	0	0	1	0	0	0	0	0	0	0	0	0	0	L	9-24
11/05	Dolphins	S	1	1	0	0.0	0.0	0	0	1	0	0	0	0	0	0	0	0	0	0	0	0	0	0	0	0	W	21-14
11/20	Eagles	S	3	2	1	1.0	0.0	0	0	1	0	0	0	0	0	0	0	0	0	0	0	0	0	0	0	0	L	17-21
11/26	at Raiders	S	3	3	0	1.0	13.0	1	13	1	0	0	0	0	0	0	0	0	0	0	0	0	0	0	0	0	W	31-17
12/03	at Packers	S	2	1	1	0.0	0.0	0	0	0	0	0	0	0	0	0	0	0	0	0	0	0	0	0	0	0	L	19-27
12/10	Bills	S	3	2	1	1.0	5.0	1	5	2	0	0	0	0	0	0	0	0	0	0	0	0	0	0	0	0	L	17-20
12/17	at Patriots	S	1	1	0	0.0	0.0	0	0	0	0	0	0	0	0	0	0	0	0	0	0	0	0	0	0	0	W	27-17
12/25	Raiders	S	1	1	0	0.0	0.0	0	0	0	0	0	0	0	0	0	0	0	0	0	0	0	0	0	0	0	L	14-20
12/31	Bengals	S	5	4	1	1.5	9.5	1	6	3	0	0	0	0	0	0	0	0	0	0	0	0	0	0	0	0	W	25-17
01/07	at Chargers										DID NOT PLAY																W	13-12
2023 TOTALS		**16-16**	**47**	**29**	**18**	**10.5**	**55.5**	**7**	**50**	**17**	**0**	**0**	**0**	**0**	**3**	**1**	**0**	**0**	**0**	**0**	**0**	**0**	**0**	**0**	**0**	**0**	**11-6**	

2024 GAME-BY-GAME REGULAR-SEASON STATISTICS (CHIEFS)

			TACKLES								INTERCEPTIONS					O. FUMB				ST					MISC			
DATE	OPPONENT	P/S	TK	S	A	SK	YDS	TFL	YDS	QBH	NO	YDS	LG	TD	PD	FF	FR	TD	YDS	TK	S	A	FF	FR	S	A	W/L	SCORE
09/05	Ravens	S	2	1	1	0.0	0.0	0	0	1	0	0	0	0	0	0	0	0	0	0	0	0	0	0	0	0	W	27-20
09/15	Bengals	S	3	2	1	1.0	3.0	1	3	2	0	0	0	0	0	0	0	0	0	0	0	0	0	0	0	0	W	26-25
09/22	at Falcons	S	2	1	1	0.0	0.0	1	1	2	0	0	0	0	0	0	0	0	0	0	0	0	0	0	0	0	W	22-17
09/29	at Chargers	S	3	2	1	0.0	0.0	0	0	1	0	0	0	0	0	0	0	0	0	0	0	0	0	0	0	0	W	17-10
10/07	Saints	S	1	0	1	0.0	0.0	0	0	2	0	0	0	0	0	0	0	0	0	0	0	0	0	0	0	0	W	26-13
10/20	at 49ers	S	3	2	1	1.0	3.0	1	3	2	0	0	0	0	0	0	0	0	0	0	0	0	0	0	0	0	W	28-18
10/27	at Raiders	S	4	1	3	1.0	6.0	1	6	2	0	0	0	0	1	0	0	0	0	0	0	0	0	0	0	0	W	27-20
11/04	Buccaneers	S	4	3	1	1.0	3.0	1	3	1	0	0	0	0	1	0	0	0	0	0	0	0	0	0	0	0	W	30-24+
11/10	Broncos	P	1	0	1	0.0	0.0	0	0	0	0	0	0	0	0	0	0	0	0	0	0	0	0	0	0	0	W	16-14
11/17	at Bills	P	1	1	0	0.0	0.0	0	0	1	0	0	0	0	0	0	0	0	0	0	0	0	0	0	0	0	L	21-30
11/24	at Panthers	S	2	1	1	0.0	0.0	0	0	2	0	0	0	0	0	0	0	0	0	0	0	0	0	0	0	0	W	30-27
11/29	Raiders	P	2	1	1	1.0	15.0	1	15	1	0	0	0	0	1	0	0	0	0	0	0	0	0	0	0	0	W	19-17
12/08	Chargers	S	2	1	1	0.0	0.0	0	0	2	0	0	0	0	0	0	0	0	0	0	0	0	0	0	0	0	W	19-17
12/15	at Browns	S	2	2	0	2.0	6.0	2	6	3	0	0	0	0	0	0	0	0	0	0	0	0	0	0	0	0	W	21-7
12/21	Texans	P	1	1	0	0.0	0.0	0	0	4	0	0	0	0	1	0	0	0	0	0	0	0	0	0	0	0	W	27-19
12/25	at Steelers	P	2	2	0	1.0	10.0	1	10	2	0	0	0	0	1	0	0	0	0	0	0	0	0	0	0	0	W	29-10
01/05	at Broncos										INACTIVE																L	0-38
2024 TOTALS		**16-11**	**35**	**21**	**14**	**8.0**	**46.0**	**9**	**47**	**28**	**0**	**0**	**0**	**0**	**5**	**0**	**0**	**0**	**0**	**0**	**0**	**0**	**0**	**0**	**0**	**0**	**15-2**	

+ - Overtime

2025 GAME-BY-GAME REGULAR-SEASON STATISTICS (CHIEFS)

			TACKLES								INTERCEPTIONS					O. FUMB				ST					MISC			
DATE	OPPONENT	P/S	TK	S	A	SK	YDS	TFL	YDS	QBH	NO	YDS	LG	TD	PD	FF	FR	TD	YDS	TK	S	A	FF	FR	S	A	W/L	SCORE
09/05	at Chargers	P	3	2	1	1.0	1.0	2	2	1	0	0	0	0	0	0	0	0	0	0	0	0	0	0	0	0	L	21-27
09/14	Eagles	S	3	1	2	0.0	0.0	0	0	0	0	0	0	0	0	0	0	0	0	0	0	0	0	0	0	0	L	17-20
09/21	at Giants	S	10	8	2	1.0	4.0	3	6	5	0	0	0	0	1	0	0	0	0	0	0	0	0	0	0	0	W	22-9
09/28	Ravens	S	2	2	0	1.0	2.0	1	2	4	0	0	0	0	0	0	0	0	0	0	0	0	0	0	0	0	W	37-20
10/06	at Jaguars	S	2	1	1	0.5	1.5	0	0	2	0	0	0	0	0	0	1	0	1	0	0	0	0	0	0	0	L	28-31
10/12	Lions	S	2	0	2	0.0	0.0	0	0	0	0	0	0	0	0	0	0	0	0	0	0	0	0	0	0	0	W	30-17
10/19	Raiders	S	1	1	0	0.0	0.0	0	0	0	0	0	0	0	0	0	0	0	0	0	0	0	0	0	0	0	W	31-0
10/27	Commanders	S	3	1	2	1.0	3.0	1	3	1	0	0	0	0	1	0	0	0	0	0	0	0	0	0	0	0	W	28-7
11/02	at Bills	S	6	1	5	0.5	1.0	0	0	2	0	0	0	0	0	0	0	0	0	0	0	0	0	0	0	0	L	21-28
11/16	at Broncos	S	3	2	1	0.0	0.0	1	1	2	0	0	0	0	0	0	0	0	0	0	0	0	0	0	0	0	L	19-22
11/23	Colts	S	0	0	0	0.0	0.0	0	0	2	0	0	0	0	0	0	0	0	0	0	0	0	0	0	0	0	W	23-20+
11/27	at Cowboys	S	2	0	2	0.0	0.0	0	0	1	0	0	0	0	0	0	0	0	0	0	0	0	0	0	0	0	L	28-31
12/07	Texans	S	5	3	2	1.0	11.0	1	11	2	0	0	0	0	0	0	0	0	0	0	0	0	0	0	0	0	L	10-20
2025 TOTALS		**13-12**	**42**	**22**	**20**	**6.0**	**23.5**	**9**	**25**	**22**	**0**	**0**	**0**	**0**	**2**	**0**	**1**	**0**	**1**	**0**	**0**	**0**	**0**	**0**	**0**	**0**	**6-7**	

+ - Overtime

2022 GAME-BY-GAME POSTSEASON STATISTICS (CHIEFS)

			TACKLES								INTERCEPTIONS					O. FUMB				ST					MISC			
DATE	OPPONENT	P/S	TK	S	A	SK	YDS	TFL	YDS	QBH	NO	YDS	LG	TD	PD	FF	FR	TD	YDS	TK	S	A	FF	FR	S	A	W/L	SCORE
01/21	Jaguars	S	1	0	1	0.0	0.0	0	0	0	0	0	0	0	0	0	0	0	0	0	0	0	0	0	0	0	W	27-20
01/29	Bengals	S	1	1	0	1.0	4.0	1	4	1	0	0	0	0	0	0	0	0	0	0	0	0	0	0	0	0	W	23-20
02/12	at Eagles	S	2	1	1	0.0	0.0	0	0	0	0	0	0	0	0	0	0	0	0	0	0	0	0	0	0	0	W	38-35
2022 TOTALS		**3-3**	**4**	**2**	**2**	**1.0**	**4.0**	**1**	**4**	**1**	**0**	**0**	**0**	**0**	**0**	**0**	**0**	**0**	**0**	**0**	**0**	**0**	**0**	**0**	**0**	**0**	**3-0**	

2023 GAME-BY-GAME POSTSEASON STATISTICS (CHIEFS)

			TACKLES								INTERCEPTIONS					O. FUMB				ST					MISC			
DATE	OPPONENT	P/S	TK	S	A	SK	YDS	TFL	YDS	QBH	NO	YDS	LG	TD	PD	FF	FR	TD	YDS	TK	S	A	FF	FR	S	A	W/L	SCORE
01/13	Dolphins	S	6	3	3	1.5	9.0	1	7	3	0	0	0	0	0	0	0	0	0	0	0	0	0	0	0	0	W	26-7
01/21	at Bills	S	4	2	2	0.0	0.0	1	1	0	0	0	0	0	1	0	0	0	0	0	0	0	0	0	0	0	W	27-24
01/28	at Ravens	S	4	3	1	1.0	4.0	1	4	1	0	0	0	0	0	0	1	0	0	0	0	0	0	0	0	0	W	17-10
02/11	49ers	S	5	2	3	0.5	2.0	0	0	3	0	0	0	0	0	0	1	0	0	0	0	0	0	0	0	0	W	25-22+
2023 TOTALS		**4-4**	**19**	**10**	**9**	**3.0**	**15.0**	**3**	**12**	**7**	**0**	**0**	**0**	**0**	**1**	**0**	**2**	**0**	**0**	**0**	**0**	**0**	**0**	**0**	**0**	**0**	**4-0**	

+ - Overtime

2024 GAME-BY-GAME POSTSEASON STATISTICS (CHIEFS)

			TACKLES								INTERCEPTIONS					O. FUMB				ST					MISC			
DATE	OPPONENT	P/S	TK	S	A	SK	YDS	TFL	YDS	QBH	NO	YDS	LG	TD	PD	FF	FR	TD	YDS	TK	S	A	FF	FR	S	A	W/L	SCORE
01/18	Texans	S	5	4	1	3.0	26.0	3	26	4	0	0	0	0	0	0	0	0	0	0	0	0	0	0	0	0	W	23-14
01/26	Bills	S	4	2	2	0.0	0.0	0	0	3	0	0	0	0	0	0	0	0	0	0	0	0	0	0	0	0	W	32-29
02/09	at Eagles	P	4	3	1	1.0	6.0	1	6	1	0	0	0	0	0	0	0	0	0	0	0	0	0	0	0	0	L	22-40
2024 TOTALS		**3-2**	**13**	**9**	**4**	**4.0**	**32.0**	**4**	**32**	**8**	**0**	**0**	**0**	**0**	**0**	**0**	**0**	**0**	**0**	**0**	**0**	**0**	**0**	**0**	**0**	**0**	**2-1**	

TRAVIS KELCE

TIGHT END #87

CINCINNATI

13TH YEAR IN THE NFL

13TH YEAR WITH THE CHIEFS

HEIGHT:	6'5"
WEIGHT:	250 LBS
HOW ACQUIRED:	D3A-13
BIRTHDAY:	10/5/89

- Kelce enters his 13th season with the Chiefs in 2025.
- Spent the majority of the 2013 season on the club's injured reserve list.
- Originally entered the NFL as the first of two third-round picks (63rd overall) by the Kansas City Chiefs in the 2013 NFL Draft.

Career Highlights:

- Kelce has caught a pass in 174 consecutive games, marking the longest streak in franchise history and besting PFHOF TE Tony Gonzalez's 131 consecutive games. He is only trailing WR DeAndre Hopkins (178) to be the active streak holder outright in the NFL.
- His 12,151 receiving yards are the most by any Chiefs player and the third-most by an NFL tight end. Passed 11,000 total yards Week 12 (11/26/23) in Las Vegas and finished the season with 11,342 combined yards. He is one of only two players to exceed 11,000 combined yards (Dante Hall; 12,356). Kelce is the only player in Chiefs history to record over 12,000 scrimmage yards.
- Kelce's 77 career receiving touchdowns are the most in Chiefs history.
- Between Kelce and QB Patrick Mahomes, the pair has 54 touchdown connections. Their 54 touchdown connections passed PFHOF QB Len Dawson and former WR Otis Taylor for most QB-pass catcher connections in Chiefs history. They are now tied with PFHOF QB Drew Brees and TE Jimmy Graham for the third-most QB-tight end touchdown connections in league history.
- Kelce holds the record for most receptions by any NFL tight end in their first 10 seasons with 814 catches.
- Kelce has caught 600 first down receptions, the fourth-most first down receptions by a tight end in NFL history.
- Currently has 37 regular season games of 100 receiving yards or more, which is the most such games in team history and is the most 100-yard games by a tight end in league history.
- His 157 receptions of 20 or more yards is a franchise best for all pass catchers. Has tallied 86 receptions of 25+ yards which is the third-most for a tight end in NFL history since 1994.
- Kelce's is tied for the second-most 90+ reception seasons with six. He trails only former WR Larry Fitzgerald with eight seasons.
- Kelce's three seasons of 100+ receptions is a franchise best for any pass catcher and a league best for all tight ends. He is the only tight end in NFL history with multiple 100+ reception seasons.
- With 5,715 yards after catch, Kelce is ranked at the top amongst all tight ends in NFL history. With 5,715 career YAC after recording 356 in 2024, Kelce now owns the third-most YAC, regardless of position, in the NFL.
- Kelce was the fastest player to reach 900 career receptions, doing so against the Raiders (12/25/23) in just 158 games. The previous record was held by TE Jason Witten in 181 games. Kelce is just one of four tight ends to snag 900 receptions. In 154 games, Kelce became the eighth-fastest player to do so in NFL history, regardless of position. Became the fastest tight end in NFL history to reach the 800-reception plateau, doing so in 142 career games played. He tied with PFHOF WR Torry Holt for seventh-fewest games to record 800 receptions by any NFL pass catcher.
- Surpassed the 11,000 receiving yard mark Week 12 (11/26/23) at Las Vegas, eclipsing the mark in 154 games. Kelce was the fastest tight end to reach 11,000 receiving yards and the 17th fastest of any NFL pass catcher after also being the fastest tight end in NFL history to record 6,000, 7,000, 8,000, 9,000 and 10,000 receiving yards. Kelce was the fifth tight end to ever reach 10,000 receiving yards and tied with WR A.J. Green as the 16th-fastest to do so of any NFL pass catcher.
- For the seventh-straight season in 2022, Kelce eclipsed 1,000 receiving yards, extending his previously established NFL record for tight ends and franchise pass catcher record of seven such seasons. Was just 16 yards short of his eighth 1,000 receiving yard season in 2023. He opted to rest Week 18 (1/7/24) in Los Angeles against the Chargers as there were no playoff implications.
- His 2022 season was one for the record books as he recorded the most receptions by any Chiefs tight end in a single-season with 110 catches.
- In Week 3 against Indianapolis Colts (9/25/22), successfully completed his fifth-career two-point conversion setting a Chiefs record for the most two-point conversions in a career.
- Week 15 against the Chargers (12/16/21), Kelce recorded a career-high 191 yards on 10 receptions with two receiving touchdowns, including a fourth-quarter seven-yard score and the game-winning 34-yard catch-and-run touchdown in overtime.
- Recorded 105 receptions in 2020, setting the franchise record for most receptions in a single-season by any pass catcher, at the time. He also became the first Chiefs player to record multiple seasons with 100 or more receptions (2018, 2020, 2022).
- Finished the 2020 season with 1,416 receiving yards. Kelce and former Chiefs WR Tyreek Hill (1,276) both recorded 1,000+ receiving yards and 10+ receiving touchdowns in

2020. It marked the second time in franchise history that the club had a pair of players accomplish this feat, with Hill and Kelce also doing so in 2018. It marks the 16th time in NFL history that a team had at least two players with 10+ receiving touchdowns and 1,000+ receiving yards in the same season. Kelce and Hill are just the third pair of teammates to accomplish the feat in multiple seasons with the same team, joining Cris Carter and Randy Moss (Minnesota, 1998 and 1999) and Demaryius Thomas and Eric Decker (Denver, 2012 and 2013).

With 1,416 receiving yards in 2020, he set the NFL record for the most receiving yards in a single season by a tight end in NFL history, passing 49ers TE George Kittle's previous record of 1,377 yards set in 2018. He finished the 2020 season with 1,643 receiving yards in the regular and postseason, also the most by a tight end in NFL history.

Recorded his first-career rushing touchdown on a four-yard carry in Week 14 against New England (12/8/19).

During the 2018 season recorded 1,336 receiving yards the most by a tight end in a single-season in Chiefs history, at the time. He also briefly broke the NFL single-season receiving yards record before San Francisco TE George Kittle broke the record later that same day.

Postseason Career Highlights:

Is one of six players to have been on the active roster for all three of the club's Super Bowl victories over the past five years (LIV, LVII and LVIII). He is joined by G Nick Allegretti, K Harrison Butker, DT Chris Jones, QB Patrick Mahomes and LS James Winchester.

His 19 career receiving touchdowns, 165 receptions, 1,903 receiving yards and 1,910 scrimmage yards in the postseason are all the most in franchise history.

Kelce's 19 receiving touchdowns are a league best for tight ends and second-most amongst all NFL pass catchers in the postseason, behind PFHOF WR Jerry Rice (22).

His 165 receptions are a league best amongst all NFL pass catchers in the postseason, passing PFHOF WR Jerry Rice's 151 receptions.

Kelce's 1,903 receiving yards are a league best for tight ends and second-most amongst all NFL pass catchers in the postseason, behind PFHOF WR Jerry Rice (2,245).

His eight career 100-yard receiving games in the postseason are the most in franchise history.

Appeared in his 22nd career postseason game with the club versus the San Francisco 49ers (2/11/24) in Super Bowl LVIII establishing a new franchise record for most postseason games played with LS James Winchester.

Has recorded at least three receptions in each of his 22 postseason appearances, marking the longest streak of consecutive games with at least three receptions in postseason play.

Has recorded five-straight postseasons with 150+ receiving yards and six total seasons reaching the mark, tied for the most such seasons with PFHOF WR Jerry Rice. With 165 receptions and 19 touchdowns, he is one of two players to record 100+ receptions and 10+ receiving touchdowns in their postseason career. He joins PFHOF WR Jerry Rice (151, 22).

Caught two touchdowns from QB Patrick Mahomes in the Divisional Round Game (1/21/24) in Buffalo in 2023, giving the duo 17 postseason touchdown connections. Mahomes' three-yard pass to Kelce for his second touchdown in the game surpassed QB Tom Brady and TE Rob Gronkowski for the most QB-pass catcher postseason touchdown connections in NFL history.

Recorded his third-most postseason receptions in a single game in Baltimore in the 2023 AFC Championship Game (1/28/24) in 2023 with 11 receptions. Also tallied 116 receiving yards, his fifth-highest single postseason game performance. His 116 yards in the AFC Championship Game brought his career receiving yards in Conference Championship Games to 460, the third-most in Conference Championship Game history.

Kelce owns the fourth-most receiving yards in Super Bowl history with 350 yards in his four appearances. He owns the second-most receptions in Super Bowls with 31 and trails only PFHOF WR Jerry Rice.

Caught game-winning pass from QB Patrick Mahomes in the 2021 AFC Divisional Round Game to beat the Buffalo Bills in overtime (1/23/22).

Became the second tight end in NFL history to throw a touchdown pass in the postseason after throwing a two-yard pass to WR Byron Pringle in the 2021 AFC Wild Card game versus the Steelers (1/16/22). The only other tight end to throw a postseason touchdown pass is Trey Burton, who completed a one-yard touchdown pass to QB Nick Foles for the Philadelphia Eagles in Super Bowl LII (2/4/18).

With 133 yards in Super Bowl LV recorded his third-consecutive postseason game with 100+ receiving yards. He became the first TE in NFL history to record three-consecutive 100-yard games in a single postseason. He joined former WR Larry Fitzgerald, who recorded four-consecutive 100-yard games in the 2008 postseason, as the only two players in NFL history with at least three-consecutive 100-yard games in the same postseason.

Led the Chiefs with four receiving touchdowns in the 2019 postseason, including a one-yard score in Super Bowl LIV against San Francisco.

In the 2019 AFC Divisional Round against Houston (1/12/20), he scored three receiving touchdowns, the most receiving touchdowns scored in a postseason game in Chiefs history. All three scores came in the second quarter, making him the first player in the Super Bowl era to record three receiving touchdowns in a single quarter in a postseason game.

Honors:

Selected to the Pro Bowl following every season since 2015.

Named an AP All-Pro following the 2016 (first-team), 2017 (second-team), 2018 (first-team), 2019 (second-team), 2020 (first-team; unanimous), 2021 (second-team) and 2022 (first-team) seasons.

Received PFWA All-NFL Team honors in 2018 and 2020.

Received PFWA All-AFC Team honors in 2016, 2017, 2018 and 2019.

Received TSN All-NFL Team honors in 2016, 2019, 2020 and 2021.

Was voted by teammates as an offensive team captain prior to the club's 2017, 2018, 2019, 2020, 2021, 2022 and 2023 playoff campaigns.

Voted People's Choice Award Athlete of the Year following the 2023 season.

2022 Week 11 AFC Offensive Player of the Week.

2021 Week 15 AFC Offensive Player of the Week.

2020 Chiefs Derrick Thomas Most Valuable Player.

2010's Pro Football Hall of Fame All-Decade Team.

2017 PFWA All-Pro (first-team).

2016 Sporting News All-Pro.

2014 Ed Block Courage Award.

Transactions:

Re-signed with Kansas City (4/29/24) ... Re-signed with Kansas City (8/13/20) ... Re-signed with Kansas City (1/29/16) ... Originally entered the NFL as the first of two third-round picks (63rd overall) by the Kansas City Chiefs in the 2013 NFL Draft.

Played in 35 games (12 starts) at Cincinnati ... Spent the bulk of his 11-game freshman campaign being utilized as a quarterback ... Made a full transition to tight end for the 2011 season ... In his Bearcat career, caught 59 passes for 875 yards (14.83 avg.) and 10 touchdowns, adding 47 yards and two scores on eight carries (5.88 avg.), in addition to recording two tackles (one solo) with a 13-yard kickoff return while completing his only pass attempt for a 39-yard touchdown ... In 21 games as a tight end, he snagged 59 of 71 passes targeted to him, as his success rate (83.1 pct.) was the best for any active player in the collegiate ranks.

PERSONAL

- Three-year letterwinner at quarterback at Cleveland Heights High School.
- Recognized with All-Lake Erie League honors after totaling 2,539 yards of total offense as a senior and collected 1,016 yards rushing, including 10 touchdowns and 1,523 passing yards on 103-of-198 attempts, with 21 scores and eight interceptions in 2007.
- Brother, Jason Kelce, was a sixth round (191st overall) pick of the 2011 NFL Draft by the Philadelphia Eagles and was the starting center on the Super Bowl LII Championship Eagles team. Played 13 seasons in the NFL, all for the Eagles, before announcing his retirement following the 2023 season. Played two seasons for Chiefs Head Coach Andy Reid (2011-12).
- In 2015, founded The Eighty-Seven & Running Foundation that helps underserved youth strive to become productive citizens by mentoring and motivating them to explore and develop their abilities while learning critical life skills.
- Co-hosts podcast *New Heights* with his brother, Jason.
- Majored in exploratory studies.
- Hometown: Cleveland Heights, Ohio.

TRAVIS KELCE'S NFL REGULAR SEASON RUSHING/RECEIVING STATISTICS

				RECEIVING					RUSHING				
DATE	TEAM	GP	GS	NO.	YDS.	AVG.	LG	TD	NO.	YDS.	AVG.	LG	TD
2013	Chiefs	1	0	0	0	0.0	0	0	0	0	0.0	0	0
2014	Chiefs	16	11	67	862	12.9	34	5	0	0	0.0	0	0
2015	Chiefs	16	16	72	875	12.2	42t	5	0	0	0.0	0	0
2016	Chiefs	16	15	85	1,125	13.2	80t	4	1	-5	-5.0	-5	0
2017	Chiefs	15	15	83	1,038	12.5	44	8	2	7	3.5	4	0
2018	Chiefs	16	16	103	1,336	13.0	43	10	0	0	0.0	0	0
2019	Chiefs	16	16	97	1,229	12.7	47	5	1	4	4.0	4t	1
2020	Chiefs	15	15	105	1,416	13.5	45	11	0	0	0.0	0	0
2021	Chiefs	16	16	92	1,125	12.2	69	9	2	3	1.5	4t	1
2022	Chiefs	17	17	110	1,338	12.2	52	12	2	5	2.5	4	0
2023	Chiefs	15	15	93	984	10.6	53	5	0	0	0.0	0	0
2024	Chiefs	16	16	97	823	8.5	38	3	1	1	1.0	1	0
2025	Chiefs	13	13	60	727	12.1	44	5	1	1	1.0	1	0
NFL TOTALS		**188**	**181**	**1,064**	**12,878**	**12.1**	**80T**	**82**	**10**	**16**	**1.6**	**4T**	**2**

TRAVIS KELCE'S NFL POSTSEASON RUSHING/RECEIVING STATISTICS

				RECEIVING					RUSHING				
DATE	TEAM	GP	GS	NO.	YDS.	AVG.	LG	TD	NO.	YDS.	AVG.	LG	TD
2013	Chiefs	0	0	0	0	0.0	0	0	0	0	0.0	0	0
2015	Chiefs	2	2	14	151	10.8	48	0	0	0	0.0	0	0
2016	Chiefs	1	1	5	77	15.4	24	0	0	0	0.0	0	0
2017	Chiefs	1	1	4	66	16.5	27	1	0	0	0.0	0	0
2018	Chiefs	2	2	10	131	13.1	30	1	0	0	0.0	0	0
2019	Chiefs	3	3	19	207	10.9	28	4	1	2	2.0	2	0
2020	Chiefs	3	3	31	360	11.6	33	3	0	0	0.0	0	0
2021	Chiefs	3	3	23	299	13.0	48t	3	0	0	0.0	0	0
2022	Chiefs	3	3	27	257	9.5	22	4	0	0	0.0	0	0
2023	Chiefs	4	4	32	355	11.1	29	3	1	5	5.0	5	0
2024	Chiefs	3	3	13	175	13.5	49	1	0	0	0.0	0	0
NFL TOTALS		**25**	**25**	**178**	**2,078**	**11.7**	**49**	**20**	**2**	**7**	**3.5**	**5**	**0**

TRAVIS KELCE'S NFL REGULAR SEASON PASSING/RUSHING STATISTICS

				PASSING											RUSHING				
DATE	TEAM	GP	GS	ATT.	CMP.	PCT.	YDS	AVG.	TD	INT.	LG	SK	LST	RATE	NO.	YDS.	AVG.	LG	TD
2013	Chiefs	1	0	0	0	0.0	0	0.0	0	0	0	0	0	0.0	0	0	0.0	0	0
2014	Chiefs	16	11	0	0	0.0	0	0.0	0	0	0	0	0	0.0	0	0	0.0	0	0
2015	Chiefs	16	16	0	0	0.0	0	0.0	0	0	0	0	0	0.0	0	0	0.0	0	0
2016	Chiefs	16	15	0	0	0.0	0	0.0	0	0	0	0	0	0.0	1	-5	-5.0	0	0
2017	Chiefs	15	15	1	0	0.0	0	0.0	0	1	0	0	0	0.0	2	7	3.5	4	0
2018	Chiefs	16	16	0	0	0.0	0	0.0	0	0	0	0	0	0.0	0	0	0.0	0	0
2019	Chiefs	16	16	0	0	0.0	0	0.0	0	0	0	0	0	0.0	1	4	4.0	4t	1
2020	Chiefs	15	15	2	1	50.0	4	2.0	0	0	4	0	0	56.3	0	0	0.0	0	0
2021	Chiefs	16	16	0	0	0.0	0	0.0	0	0	0	0	0	0.0	2	3	1.5	4t	1
2022	Chiefs	17	17	0	0	0.0	0	0.0	0	0	0	0	0	0.0	2	5	2.5	4	0
2023	Chiefs	15	15	0	0	0.0	0	0.0	0	0	0	0	0	0.0	0	0	0.0	0	0
2024	Chiefs	16	16	0	0	0.0	0	0.0	0	0	0	0	0	0.0	1	1	1.0	1	0
2025	Chiefs	13	13	0	0	0.0	0	0.0	0	0	0	0	0	0.0	1	1	1.0	1	0
TOTALS		**188**	**181**	**3**	**1**	**33.3**	**4**	**1.3**	**0**	**1**	**4**	**0**	**0**	**2.8**	**10**	**16**	**1.6**	**4T**	**2**

SINGLE-GAME HIGHS: RUSHING/RECEIVING

Rush Attempts
1 vs. Buffalo, Oct 16, 2022
1 at Indianapolis, Sep 25, 2022
1 at Cincinnati, Jan 02, 2022
...5 more at 1.

Rushing Yards
4 vs. Buffalo, Oct 16, 2022
4 vs. Dallas, Nov 21, 2021
4 at New England, Dec 08, 2019
...1 more at 4.

Longest Runs
4 vs. Buffalo, Oct 16, 2022
4t vs. Dallas, Nov 21, 2021
4t at New England, Dec 08, 2019
...1 more at 4.

Rushing TDs
1 vs. Dallas, Nov 21, 2021
1 at New England, Dec 08, 2019

Receptions
14 vs. Tampa Bay, Nov 04, 2024
12 vs. L.A. Chargers, Oct 22, 2023
12 at Oakland, Dec 02, 2018
11 vs. Denver, Dec 15, 2019
11 vs. Denver, Dec 25, 2016

Receiving Yards
191 at L.A. Chargers, Dec 16, 2021
179 vs. L.A. Chargers, Oct 22, 2023
168 at Oakland, Dec 02, 2018
160 vs. Denver, Dec 25, 2016
159 vs. Carolina, Nov 08, 2020

Receiving Average
29.3 at Jacksonville, Sep 08, 2019
23.5 at N.Y. Jets, Dec 03, 2017
23.3 vs. New England, Oct 05, 2020
20.3 at Green Bay, Dec 03, 2023
20.3 at Denver, Sep 14, 2014

Longest Receptions
80t vs. Denver, Dec 25, 2016
69 at L.A. Chargers, Dec 16, 2021
53 vs. L.A. Chargers, Oct 22, 2023
52 vs. Seattle, Dec 24, 2022
47 vs. Oakland, Dec 01, 2019

Receiving TDs
4 vs. Las Vegas, Oct 10, 2022
3 at L.A. Chargers, Nov 20, 2022
2 at L.A. Chargers, Dec 16, 2021
2 vs. Cleveland, Sep 12, 2021
2 at Buffalo, Oct 19, 2020
...5 more at 2.

All-Purpose Yards
191 at L.A. Chargers, Dec 16, 2021
179 vs. L.A. Chargers, Oct 22, 2023
168 at Oakland, Dec 02, 2018
160 vs. Denver, Dec 25, 2016
159 vs. Carolina, Nov 08, 2020

Most TDs
4 vs. Las Vegas, Oct 10, 2022
3 at L.A. Chargers, Nov 20, 2022
2 at L.A. Chargers, Dec 16, 2021
2 vs. Cleveland, Sep 12, 2021
2 at Buffalo, Oct 19, 2020
...5 more at 2.

Miscellaneous Tackles
1 at N.Y. Jets, Oct 01, 2023
1 vs. Tennessee, Nov 06, 2022
1 at Indianapolis, Sep 25, 2022
...4 more at 1.

SINGLE-GAME HIGHS – POSTSEASON: RUSHING/RECEIVING

Rush Attempts
1 at Baltimore, Jan 28, 2024
1 vs. San Francisco, Feb 02, 2020

Rushing Yards
5 at Baltimore, Jan 28, 2024
2 vs. San Francisco, Feb 02, 2020

Longest Runs
5 at Baltimore, Jan 28, 2024
2 vs. San Francisco, Feb 02, 2020

Receptions
14 vs. Jacksonville, Jan 21, 2023
13 vs. Buffalo, Jan 24, 2021
11 at Baltimore, Jan 28, 2024
10 vs. Cincinnati, Jan 30, 2022
10 at Tampa Bay, Feb 07, 2021
...1 more at 10.

Receiving Yards
134 vs. Houston, Jan 12, 2020
133 at Tampa Bay, Feb 07, 2021
128 at Houston, Jan 09, 2016
118 vs. Buffalo, Jan 24, 2021
117 vs. Houston, Jan 18, 2025

Receiving Average
21.6 vs. Pittsburgh, Jan 16, 2022
16.7 vs. Houston, Jan 18, 2025
16.5 vs. Tennessee, Jan 06, 2018
16.0 at Houston, Jan 09, 2016
15.4 vs. Indianapolis, Jan 12, 2019
...1 more at 15.4.

Longest Receptions
49 vs. Houston, Jan 18, 2025
48t vs. Pittsburgh, Jan 16, 2022
48 at Houston, Jan 09, 2016
33 at Tampa Bay, Feb 07, 2021
31 vs. Pittsburgh, Jan 16, 2022

Receiving TDs
3 vs. Houston, Jan 12, 2020
2 at Buffalo, Jan 21, 2024
2 vs. Jacksonville, Jan 21, 2023
2 vs. Buffalo, Jan 24, 2021
1 vs. Houston, Jan 18, 2025
...10 more at 1.

All-Purpose Yards
134 vs. Houston, Jan 12, 2020
133 at Tampa Bay, Feb 07, 2021
128 at Houston, Jan 09, 2016
121 at Baltimore, Jan 28, 2024
118 vs. Buffalo, Jan 24, 2021

Most TDs
3 vs. Houston, Jan 12, 2020
2 at Buffalo, Jan 21, 2024
2 vs. Jacksonville, Jan 21, 2023
2 vs. Pittsburgh, Jan 16, 2022
...1 more at 2.

Miscellaneous Tackles
1 vs. San Francisco, Feb 11, 2024
1 vs. Cincinnati, Jan 30, 2022

100-YARD RECEIVING GAMES (38): REGULAR SEASON

DATE	TEAM	NO.	YDS.	AVG.	LG	TD
12/07/14	at Cardinals	7	110	15.7	29	0
09/13/15	at Texans	6	106	17.7	42t	2
10/30/16	at Colts	7	101	14.4	21	1
11/20/16	BUCCANEERS	7	108	15.4	44	0
11/27/16	at Broncos	8	101	12.6	21	0
12/04/16	at Falcons	8	140	17.5	35	0
12/08/16	RAIDERS	5	101	20.2	34	0
12/25/16	BRONCOS	11	160	14.5	80t	1
09/17/17	EAGLES	8	103	12.9	44	1
10/02/17	COMMANDERS	7	111	15.9	32	1
10/30/17	BRONCOS	7	133	19.0	33	1
11/19/17	at Giants	8	109	13.6	32	0
09/16/18	at Steelers	7	109	15.6	31	2
09/23/18	49ERS	8	114	14.3	25	0
10/07/18	JAGUARS	5	100	20.0	40	0
11/19/18	at Rams	10	127	12.7	37	1
12/02/18	at Raiders	12	168	14.0	28	2
09/15/19	at Raiders	7	107	15.3	34	1
12/15/19	BRONCOS	11	142	12.9	21	0
10/11/20	RAIDERS	8	108	13.5	32	1
11/01/20	JETS	8	109	13.6	25	1
11/08/20	PANTHERS	10	159	15.9	44	0
11/22/20	at Raiders	8	127	15.9	22t	1
12/06/20	BRONCOS	8	136	17.0	28	1
12/13/20	at Dolphins	8	136	17.0	32	1
09/19/21	at Ravens	7	109	15.6	46t	1
09/26/21	CHARGERS	7	104	14.9	28	0
11/14/21	at Raiders	8	119	14.9	30	0
12/16/21	at Chargers	10	191	19.1	69	2
09/11/22	at Cardinals	8	121	15.1	35	1
10/16/22	BILLS	8	108	13.5	25	0
11/06/22	TITANS	10	106	10.6	23	0
11/20/22	at Chargers	6	115	19.2	34	3
12/18/22	at Texans	10	105	10.5	18	0
12/24/22	SEAHAWKS	6	113	18.8	52	0
10/12/23	BRONCOS	9	124	13.8	40	0
10/22/23	CHARGERS	12	179	14.9	53	1
11/04/24	BUCCANEERS	14	100	7.1	20	0

100-YARD RECEIVING GAMES (9): POSTSEASON

DATE	TEAM	NO.	YDS.	AVG.	LG	TD
01/09/16	at Texans	8	128	16.0	48	0
01/12/19	COLTS	7	108	15.4	30	0
01/12/20	TEXANS	10	134	13.4	28	3
01/17/21	BROWNS	8	109	13.6	24	1
01/24/21	BILLS	13	118	9.1	17	2
02/07/21	at Buccaneers	10	133	13.3	33	0
01/16/22	STEELERS	5	108	21.6	48t	1
01/28/24	at Ravens	11	116	10.5	21	1
01/18/25	TEXANS	7	117	16.7	49	1

2013 GAME-BY-GAME REGULAR-SEASON STATISTICS (CHIEFS)

			RECEIVING					RUSHING						
DATE	OPPONENT	P/S	NO.	YDS.	AVG.	LG	TD	NO.	YDS.	AVG.	LG	TD	W/L	SCORE
09/08	at Jaguars						INACTIVE						W	28-2
09/15	Cowboys	P	0	0	0.0	0	0	0	0	0.0	0	0	W	17-16
09/19	at Eagles						INACTIVE						W	26-16
09/29	Giants						INACTIVE						W	31-7
10/06	at Titans						INACTIVE						W	26-17
10/13	Raiders						RESERVE/INJURED						W	24-7
10/20	Texans						RESERVE/INJURED						W	17-16
11/03	at Bills						RESERVE/INJURED						W	23-13
11/17	at Broncos						RESERVE/INJURED						L	17-27
11/24	Chargers						RESERVE/INJURED						L	38-41
12/01	Broncos						RESERVE/INJURED						L	28-35
12/08	at Redskins						RESERVE/INJURED						W	45-10
12/22	Colts						RESERVE/INJURED						L	7-23
12/29	at Chargers						RESERVE/INJURED						L	24-27+
2013 TOTALS		**1-0**	**0**	**0**	**0.0**	**0**	**0**	**0**	**0**	**0.0**	**0**	**0**	**9-5**	

+ - Overtime

2014 GAME-BY-GAME REGULAR-SEASON STATISTICS (CHIEFS)

			RECEIVING					RUSHING						
DATE	OPPONENT	P/S	NO.	YDS.	AVG.	LG	TD	NO.	YDS.	AVG.	LG	TD	W/L	SCORE
09/07	Titans	P	3	49	16.3	27	0	0	0	0.0	0	0	L	10-26
09/14	at Broncos	P	4	81	20.3	24	0	0	0	0.0	0	0	L	17-24
09/21	at Dolphins	S	3	36	12.0	20t	1	0	0	0.0	0	0	W	34-15
09/29	Patriots	S	8	93	11.6	33	1	0	0	0.0	0	0	W	41-14
10/05	at 49ers	S	2	15	7.5	13	1	0	0	0.0	0	0	L	17-22
10/19	at Chargers	P	4	33	8.3	16	0	0	0	0.0	0	0	W	23-20
10/26	Rams	S	4	45	11.3	17	0	0	0	0.0	0	0	W	34-7
11/02	Jets	S	4	67	16.8	34	1	0	0	0.0	0	0	W	24-10
11/09	at Bills	P	2	19	9.5	13	0	0	0	0.0	0	0	W	17-13
11/16	Seahawks	S	3	37	12.3	23	0	0	0	0.0	0	0	W	24-20
11/20	at Raiders	S	4	67	16.8	27	0	0	0	0.0	0	0	L	20-24
11/30	Broncos	P	3	36	12.0	19	0	0	0	0.0	0	0	L	16-29
12/07	at Cardinals	S	7	110	15.7	29	0	0	0	0.0	0	0	L	14-17
12/14	Raiders	S	5	59	11.8	20t	1	0	0	0.0	0	0	W	31-13
12/21	at Steelers	S	4	31	7.8	13	0	0	0	0.0	0	0	L	12-20
12/28	Chargers	S	7	84	12.0	24	0	0	0	0.0	0	0	W	19-7
2014 TOTALS		**16-11**	**67**	**862**	**12.9**	**34**	**5**	**0**	**0**	**0.0**	**0**	**0**	**9-7**	

2015 GAME-BY-GAME REGULAR-SEASON STATISTICS (CHIEFS)

			RECEIVING					RUSHING						
DATE	OPPONENT	P/S	NO.	YDS.	AVG.	LG	TD	NO.	YDS.	AVG.	LG	TD	W/L	SCORE
09/13	at Texans	S	6	106	17.7	42t	2	0	0	0.0	0	0	W	27-20
09/17	Broncos	S	4	58	14.5	29	0	0	0	0.0	0	0	L	24-31
09/28	at Packers	S	6	80	13.3	38	0	0	0	0.0	0	0	L	28-38
10/04	at Bengals	S	5	49	9.8	14	0	0	0	0.0	0	0	L	21-36
10/11	Bears	S	3	35	11.7	16	0	0	0	0.0	0	0	L	17-18
10/18	at Vikings	S	5	88	17.6	37	0	0	0	0.0	0	0	L	10-16
10/25	Steelers	S	5	73	14.6	26	0	0	0	0.0	0	0	W	23-13
11/01	Lions	S	6	49	8.2	18	1	0	0	0.0	0	0	W	45-10
11/15	at Broncos	S	5	36	7.2	9	0	0	0	0.0	0	0	W	29-13
11/22	at Chargers	S	5	46	9.2	16	0	0	0	0.0	0	0	W	33-3
11/29	Bills	S	4	69	17.3	38	1	0	0	0.0	0	0	W	30-22
12/06	at Raiders	S	2	42	21.0	26	0	0	0	0.0	0	0	W	34-20
12/13	Chargers	S	3	18	6.0	11	0	0	0	0.0	0	0	W	10-3
12/20	at Ravens	S	6	73	12.2	29	0	0	0	0.0	0	0	W	34-14
12/27	Browns	S	6	43	7.2	13t	1	0	0	0.0	0	0	W	17-13
01/03	Raiders	S	1	10	10.0	10	0	0	0	0.0	0	0	W	23-17
2015 TOTALS		**16-16**	**72**	**875**	**12.2**	**42T**	**5**	**0**	**0**	**0.0**	**0**	**0**	**11-5**	

2016 GAME-BY-GAME REGULAR-SEASON STATISTICS (CHIEFS)

			RECEIVING					RUSHING						
DATE	OPPONENT	P/S	NO.	YDS.	AVG.	LG	TD	NO.	YDS.	AVG.	LG	TD	W/L	SCORE
09/11	Chargers	S	6	74	12.3	20	0	0	0	0.0	0	0	W	33-27+
09/18	at Texans	S	5	34	6.8	11	0	0	0	0.0	0	0	L	12-19
09/25	Jets	S	6	89	14.8	42	1	0	0	0.0	0	0	W	24-3
10/02	at Steelers	S	5	23	4.6	9	1	0	0	0.0	0	0	L	14-43
10/16	at Raiders	S	3	32	10.7	21	0	0	0	0.0	0	0	W	26-10
10/23	Saints	S	2	24	12.0	14	0	0	0	0.0	0	0	W	27-21
10/30	at Colts	S	7	101	14.4	21	1	0	0	0.0	0	0	W	30-14
11/06	Jaguars	S	5	58	11.6	23	0	0	0	0.0	0	0	W	19-14
11/13	at Panthers	S	3	31	10.3	16	0	0	0	0.0	0	0	W	20-17
11/20	Buccaneers	S	7	108	15.4	44	0	1	-5	-5.0	-5	0	L	17-19
11/27	at Broncos	S	8	101	12.6	21	0	0	0	0.0	0	0	W	30-27+
12/04	at Falcons	S	8	140	17.5	35	0	0	0	0.0	0	0	W	29-28
12/08	Raiders	S	5	101	20.2	34	0	0	0	0.0	0	0	W	21-13
12/18	Titans	S	3	41	13.7	16	0	0	0	0.0	0	0	L	17-19
12/25	Broncos	S	11	160	14.5	80t	1	0	0	0.0	0	0	W	33-10
01/01	at Chargers	P	1	8	8.0	8	0	0	0	0.0	0	0	W	37-27
2016 TOTALS		**16-15**	**85**	**1,125**	**13.2**	**80T**	**4**	**1**	**-5**	**-5.0**	**-5**	**0**	**12-4**	

+ - Overtime

2017 GAME-BY-GAME REGULAR-SEASON STATISTICS (CHIEFS)

			RECEIVING					RUSHING						
DATE	OPPONENT	P/S	NO.	YDS.	AVG.	LG	TD	NO.	YDS.	AVG.	LG	TD	W/L	SCORE
09/07	at Patriots	S	5	40	8.0	14	0	1	4	4.0	4	0	W	42-27
09/17	Eagles	S	8	103	12.9	44	1	0	0	0.0	0	0	W	27-20
09/24	at Chargers	S	1	1	1.0	1	0	0	0	0.0	0	0	W	24-10
10/02	Redskins	S	7	111	15.9	32	1	1	3	3.0	3	0	W	29-20
10/08	at Texans	S	8	98	12.3	26	0	0	0	0.0	0	0	W	42-34
10/15	Steelers	S	4	37	9.3	23	0	0	0	0.0	0	0	L	13-19
10/19	at Raiders	S	4	33	8.3	10t	1	0	0	0.0	0	0	L	30-31
10/30	Broncos	S	7	133	19.0	33	1	0	0	0.0	0	0	W	29-19
11/05	at Cowboys	S	7	73	10.4	22	1	0	0	0.0	0	0	L	17-28
11/19	at Giants	S	8	109	13.6	32	0	0	0	0.0	0	0	L	9-12+
11/26	Bills	S	3	39	13.0	25	0	0	0	0.0	0	0	L	10-16
12/03	at Jets	S	4	94	23.5	36t	2	0	0	0.0	0	0	L	31-38
12/10	Raiders	S	7	74	10.6	20	0	0	0	0.0	0	0	W	26-15
12/16	Chargers	S	6	46	7.7	21	0	0	0	0.0	0	0	W	30-13
12/24	Dolphins	S	4	47	11.8	18	1	0	0	0.0	0	0	W	29-13
12/31	at Broncos						INACTIVE						W	27-24
2017 TOTALS		**15-15**	**83**	**1,038**	**12.5**	**44**	**8**	**2**	**7**	**3.5**	**4**	**0**	**10-6**	

+ - Overtime

2018 GAME-BY-GAME REGULAR-SEASON STATISTICS (CHIEFS)

			RECEIVING					RUSHING						
DATE	OPPONENT	P/S	NO.	YDS.	AVG.	LG	TD	NO.	YDS.	AVG.	LG	TD	W/L	SCORE
09/09	at Chargers	S	1	6	6.0	6	0	0	0	0.0	0	0	W	38-28
09/16	at Steelers	S	7	109	15.6	31	2	0	0	0.0	0	0	W	42-37
09/23	49ers	S	8	114	14.3	25	0	0	0	0.0	0	0	W	38-27
10/01	at Broncos	S	7	78	11.1	29	1	0	0	0.0	0	0	W	27-23
10/07	Jaguars	S	5	100	20.0	40	0	0	0	0.0	0	0	W	30-14
10/14	at Patriots	S	5	61	12.2	17	0	0	0	0.0	0	0	L	40-43
10/21	Bengals	S	5	95	19.0	43	0	0	0	0.0	0	0	W	45-10
10/28	Broncos	S	6	79	13.2	18	1	0	0	0.0	0	0	W	30-23
11/04	at Browns	S	7	99	14.1	21	2	0	0	0.0	0	0	W	37-21
11/11	Cardinals	S	6	46	7.7	10	0	0	0	0.0	0	0	W	26-14
11/19	at Rams	S	10	127	12.7	37	1	0	0	0.0	0	0	L	51-54
12/02	at Raiders	S	12	168	14.0	28	2	0	0	0.0	0	0	W	40-33
12/09	Ravens	S	7	77	11.0	17	1	0	0	0.0	0	0	W	27-24+
12/13	Chargers	S	7	61	8.7	16	0	0	0	0.0	0	0	L	28-29
12/23	at Seahawks	S	5	54	10.8	23	0	0	0	0.0	0	0	L	31-38
12/30	Raiders	S	5	62	12.4	25	0	0	0	0.0	0	0	W	35-3
2018 TOTALS		**16-16**	**103**	**1,336**	**13.0**	**43**	**10**	**0**	**0**	**0.0**	**0**	**0**	**12-4**	

+ - Overtime

2019 GAME-BY-GAME REGULAR-SEASON STATISTICS (CHIEFS)

			RECEIVING					RUSHING						
DATE	OPPONENT	P/S	NO.	YDS.	AVG.	LG	TD	NO.	YDS.	AVG.	LG	TD	W/L	SCORE
09/08	at Jaguars	S	3	88	29.3	42	0	0	0	0.0	0	0	W	40-26
09/15	at Raiders	S	7	107	15.3	34	1	0	0	0.0	0	0	W	28-10
09/22	Ravens	S	7	89	12.7	21	0	0	0	0.0	0	0	W	33-28
09/29	at Lions	S	7	85	12.1	18	0	0	0	0.0	0	0	W	34-30
10/06	Colts	S	4	70	17.5	24	0	0	0	0.0	0	0	L	13-19
10/13	Texans	S	4	58	14.5	18	0	0	0	0.0	0	0	L	24-31
10/17	at Broncos	S	6	44	7.3	13	0	0	0	0.0	0	0	W	30-6
10/27	Packers	S	4	63	15.8	29t	1	0	0	0.0	0	0	L	24-31
11/03	Vikings	S	7	62	8.9	17	0	0	0	0.0	0	0	W	26-23
11/10	at Titans	S	7	75	10.7	17	1	0	0	0.0	0	0	L	32-35
11/18	at Chargers	S	7	92	13.1	31	1	0	0	0.0	0	0	W	24-17
12/01	Raiders	S	5	90	18.0	47	0	0	0	0.0	0	0	W	40-9
12/08	at Patriots	S	7	66	9.4	20	0	1	4	4.0	4t	1	W	23-16
12/15	Broncos	S	11	142	12.9	21	0	0	0	0.0	0	0	W	23-3
12/22	at Bears	S	8	74	9.3	13	1	0	0	0.0	0	0	W	26-3
12/29	Chargers	S	3	24	8.0	11	0	0	0	0.0	0	0	W	31-21
2019 TOTALS		**16-16**	**97**	**1,229**	**12.7**	**47**	**5**	**1**	**4**	**4.0**	**4T**	**1**	**12-4**	

2020 GAME-BY-GAME REGULAR-SEASON STATISTICS (CHIEFS)

			RECEIVING					RUSHING						
DATE	OPPONENT	P/S	NO.	YDS.	AVG.	LG	TD	NO.	YDS.	AVG.	LG	TD	W/L	SCORE
09/10	Texans	S	6	50	8.3	15	1	0	0	0.0	0	0	W	34-20
09/20	at Chargers	S	9	90	10.0	20	1	0	0	0.0	0	0	W	23-20+
09/28	at Ravens	S	6	87	14.5	29	0	0	0	0.0	0	0	W	34-20
10/05	Patriots	S	3	70	23.3	45	0	0	0	0.0	0	0	W	26-10
10/11	Raiders	S	8	108	13.5	32	1	0	0	0.0	0	0	L	32-40
10/19	at Bills	S	5	65	13.0	20	2	0	0	0.0	0	0	W	26-17
10/25	at Broncos	S	3	31	10.3	17	0	0	0	0.0	0	0	W	43-16
11/01	Jets	S	8	109	13.6	25	1	0	0	0.0	0	0	W	35-9
11/08	Panthers	S	10	159	15.9	44	0	0	0	0.0	0	0	W	33-31
11/22	at Raiders	S	8	127	15.9	22t	1	0	0	0.0	0	0	W	35-31
11/29	at Buccaneers	S	8	82	10.3	20	0	0	0	0.0	0	0	W	27-24
12/06	Broncos	S	8	136	17.0	28	1	0	0	0.0	0	0	W	22-16
12/13	at Dolphins	S	8	136	17.0	32	1	0	0	0.0	0	0	W	33-27
12/20	at Saints	S	8	68	8.5	13	1	0	0	0.0	0	0	W	32-29
12/27	Falcons	S	7	98	14.0	29	1	0	0	0.0	0	0	W	17-14
01/03	Chargers						DID NOT PLAY						L	21-38
2020 TOTALS		**15-15**	**105**	**1,416**	**13.5**	**45**	**11**	**0**	**0**	**0.0**	**0**	**0**	**14-2**	

+ - Overtime

2021 GAME-BY-GAME REGULAR-SEASON STATISTICS (CHIEFS)

			RECEIVING					RUSHING						
DATE	OPPONENT	P/S	NO.	YDS.	AVG.	LG	TD	NO.	YDS.	AVG.	LG	TD	W/L	SCORE
09/12	Browns	S	6	76	12.7	19	2	0	0	0.0	0	0	W	33-29
09/19	at Ravens	S	7	109	15.6	46t	1	0	0	0.0	0	0	L	35-36
09/26	Chargers	S	7	104	14.9	28	0	0	0	0.0	0	0	L	24-30
10/03	at Eagles	S	4	23	5.8	10	0	0	0	0.0	0	0	W	42-30
10/10	Bills	S	6	57	9.5	15	1	0	0	0.0	0	0	L	20-38
10/17	at Football Team	S	8	99	12.4	20	0	0	0	0.0	0	0	W	31-13
10/24	at Titans	S	7	65	9.3	24	0	0	0	0.0	0	0	L	3-27
11/01	Giants	S	4	27	6.8	14	0	0	0	0.0	0	0	W	20-17
11/07	Packers	S	5	68	13.6	25	1	0	0	0.0	0	0	W	13-7
11/14	at Raiders	S	8	119	14.9	30	0	0	0	0.0	0	0	W	41-14
11/21	Cowboys	S	5	74	14.8	24	0	1	4	4.0	4t	1	W	19-9
12/05	Broncos	S	3	27	9.0	14	0	0	0	0.0	0	0	W	22-9
12/12	Raiders	S	3	27	9.0	19	0	0	0	0.0	0	0	W	48-9
12/16	at Chargers	S	10	191	19.1	69	2	0	0	0.0	0	0	W	34-28+
12/26	Steelers						RESERVE/COVID-19						W	36-10
01/02	at Bengals	S	5	25	5.0	8	1	1	-1	-1.0	-1	0	L	31-34
01/08	at Broncos	S	4	34	8.5	12	1	0	0	0.0	0	0	W	28-24
2021 TOTALS		**16-16**	**92**	**1,125**	**12.2**	**69**	**9**	**2**	**3**	**1.5**	**4T**	**1**	**12-5**	

+ - Overtime

2022 GAME-BY-GAME REGULAR-SEASON STATISTICS (CHIEFS)

			RECEIVING					RUSHING						
DATE	OPPONENT	P/S	NO.	YDS.	AVG.	LG	TD	NO.	YDS.	AVG.	LG	TD	W/L	SCORE
09/11	at Cardinals	S	8	121	15.1	35	1	0	0	0.0	0	0	W	44-21
09/15	Chargers	S	5	51	10.2	19	0	0	0	0.0	0	0	W	27-24
09/25	at Colts	S	4	58	14.5	29	1	1	1	1.0	1	0	L	17-20
10/02	at Buccaneers	S	9	92	10.2	22	1	0	0	0.0	0	0	W	41-31
10/10	Raiders	S	7	25	3.6	8t	4	0	0	0.0	0	0	W	30-29
10/16	Bills	S	8	108	13.5	25	0	1	4	4.0	4	0	L	20-24
10/23	at 49ers	S	6	98	16.3	27	0	0	0	0.0	0	0	W	44-23
11/06	Titans	S	10	106	10.6	23	0	0	0	0.0	0	0	W	20-17+
11/13	Jaguars	S	6	81	13.5	46	1	0	0	0.0	0	0	W	27-17
11/20	at Chargers	S	6	115	19.2	34	3	0	0	0.0	0	0	W	30-27
11/27	Rams	S	4	57	14.3	39t	1	0	0	0.0	0	0	W	26-10
12/04	at Bengals	S	4	56	14.0	19	0	0	0	0.0	0	0	L	24-27
12/11	at Broncos	S	4	71	17.8	37	0	0	0	0.0	0	0	W	34-28
12/18	at Texans	S	10	105	10.5	18	0	0	0	0.0	0	0	W	30-24+
12/24	Seahawks	S	6	113	18.8	52	0	0	0	0.0	0	0	W	24-10
01/01	Broncos	S	7	43	6.1	12	0	0	0	0.0	0	0	W	27-24
01/07	at Raiders	S	6	38	6.3	15	0	0	0	0.0	0	0	W	31-13
2022 TOTALS		**17-17**	**110**	**1,338**	**12.2**	**52**	**12**	**2**	**5**	**2.5**	**4**	**0**	**14-3**	

+ - Overtime

2023 GAME-BY-GAME REGULAR-SEASON STATISTICS (CHIEFS)

			RECEIVING					RUSHING						
DATE	OPPONENT	P/S	NO.	YDS.	AVG.	LG	TD	NO.	YDS.	AVG.	LG	TD	W/L	SCORE
09/07	Lions						INACTIVE						L	20-21
09/17	at Jaguars	S	4	26	6.5	9t	1	0	0	0.0	0	0	W	17-9
09/24	Bears	S	7	69	9.9	24	1	0	0	0.0	0	0	W	41-10
10/01	at Jets	S	6	60	10.0	16	0	0	0	0.0	0	0	W	23-20
10/08	at Vikings	S	10	67	6.7	14	1	0	0	0.0	0	0	W	27-20
10/12	Broncos	S	9	124	13.8	40	0	0	0	0.0	0	0	W	19-8
10/22	Chargers	S	12	179	14.9	53	1	0	0	0.0	0	0	W	31-17
10/29	at Broncos	S	6	58	9.7	19	0	0	0	0.0	0	0	L	9-24
11/05	Dolphins	S	3	14	4.7	7	0	0	0	0.0	0	0	W	21-14
11/20	Eagles	S	7	44	6.3	13	1	0	0	0.0	0	0	L	17-21
11/26	at Raiders	S	6	91	15.2	27	0	0	0	0.0	0	0	W	31-17
12/03	at Packers	S	4	81	20.3	27	0	0	0	0.0	0	0	L	19-27
12/10	Bills	S	6	83	13.8	23	0	0	0	0.0	0	0	L	17-20
12/17	at Patriots	S	5	28	5.6	11	0	0	0	0.0	0	0	W	27-17
12/25	Raiders	S	5	44	8.8	24	0	0	0	0.0	0	0	L	14-20
12/31	Bengals	S	3	16	5.3	10	0	0	0	0.0	0	0	W	25-17
01/07	at Chargers						INACTIVE						W	13-12
2023 TOTALS		**15-15**	**93**	**984**	**10.6**	**53**	**5**	**0**	**0**	**0.0**	**0**	**0**	**11-6**	

2024 GAME-BY-GAME REGULAR-SEASON STATISTICS (CHIEFS)

			RECEIVING					RUSHING						
DATE	OPPONENT	P/S	NO.	YDS.	AVG.	LG	TD	NO.	YDS.	AVG.	LG	TD	W/L	SCORE
09/05	Ravens	S	3	34	11.3	23	0	0	0	0.0	0	0	W	27-20
09/15	Bengals	S	1	5	5.0	5	0	1	1	1.0	1	0	W	26-25
09/22	at Falcons	S	4	30	7.5	17	0	0	0	0.0	0	0	W	22-17
09/29	at Chargers	S	7	89	12.7	38	0	0	0	0.0	0	0	W	17-10
10/07	Saints	S	9	70	7.8	21	0	0	0	0.0	0	0	W	26-13
10/20	at 49ers	S	4	17	4.3	7	0	0	0	0.0	0	0	W	28-18
10/27	at Raiders	S	10	90	9.0	25	1	0	0	0.0	0	0	W	27-20
11/04	Buccaneers	S	14	100	7.1	20	0	0	0	0.0	0	0	W	30-24+
11/10	Broncos	S	8	64	8.0	22	1	0	0	0.0	0	0	W	16-14
11/17	at Bills	S	2	8	4.0	6	0	0	0	0.0	0	0	L	21-30
11/24	at Panthers	S	6	62	10.3	27	0	0	0	0.0	0	0	W	30-27
11/29	Raiders	S	7	68	9.7	24	0	0	0	0.0	0	0	W	19-17
12/08	Chargers	S	5	45	9.0	13	0	0	0	0.0	0	0	W	19-17
12/15	at Browns	S	4	27	6.8	8	0	0	0	0.0	0	0	W	21-7
12/21	Texans	S	5	30	6.0	14	0	0	0	0.0	0	0	W	27-19
12/25	at Steelers	S	8	84	10.5	20	1	0	0	0.0	0	0	W	29-10
01/05	at Broncos						INACTIVE						L	0-38
2024 TOTALS		**16-16**	**97**	**823**	**8.5**	**38**	**3**	**1**	**1**	**1.0**	**1**	**0**	**15-2**	

+ - Overtime

2025 GAME-BY-GAME REGULAR-SEASON STATISTICS (CHIEFS)

			RECEIVING					RUSHING						
DATE	OPPONENT	P/S	NO.	YDS.	AVG.	LG	TD	NO.	YDS.	AVG.	LG	TD	W/L	SCORE
09/05	at Chargers	S	2	47	23.5	37t	1	0	0	0.0	0	0	L	21-27
09/14	Eagles	S	4	61	15.3	23	0	0	0	0.0	0	0	L	17-20
09/21	at Giants	S	4	26	6.5	13	0	0	0	0.0	0	0	W	22-9
09/28	Ravens	S	5	48	9.6	15	0	0	0	0.0	0	0	W	37-20
10/06	at Jaguars	S	7	61	8.7	14	1	0	0	0.0	0	0	L	28-31
10/12	Lions	S	6	78	13.0	17	0	0	0	0.0	0	0	W	30-17
10/19	Raiders	S	3	54	18.0	44	0	0	0	0.0	0	0	W	31-0
10/27	Commanders	S	6	99	16.5	38	1	0	0	0.0	0	0	W	28-7
11/02	at Bills	S	4	66	16.5	28	0	0	0	0.0	0	0	L	21-28
11/16	at Broncos	S	9	91	10.1	21t	1	0	0	0.0	0	0	L	19-22
11/23	Colts	S	4	43	10.8	17	0	1	1	1.0	1	0	W	23-20+
11/27	at Cowboys	S	5	45	9.0	22	1	0	0	0.0	0	0	L	28-31
12/07	Texans	S	1	8	8.0	8	0	0	0	0.0	0	0	L	10-20
2025 TOTALS		**13-13**	**60**	**727**	**12.1**	**44**	**5**	**1**	**1**	**1.0**	**1**	**0**	**6-7**	

+ - Overtime

2013 GAME-BY-GAME POSTSEASON STATISTICS (CHIEFS)

			RECEIVING					RUSHING						
DATE	OPPONENT	P/S	NO.	YDS.	AVG.	LG	TD	NO.	YDS.	AVG.	LG	TD	W/L	SCORE
01/04	at Colts						RESERVE/INJURED						L	44-45
2013 TOTALS		**0-0**	**0**	**0**	**0.0**	**0**	**0**	**0**	**0**	**0.0**	**0**	**0**	**0-1**	

2015 GAME-BY-GAME POSTSEASON STATISTICS (CHIEFS)

			RECEIVING					RUSHING						
DATE	OPPONENT	P/S	NO.	YDS.	AVG.	LG	TD	NO.	YDS.	AVG.	LG	TD	W/L	SCORE
01/09	at Texans	S	8	128	16.0	48	0	0	0	0.0	0	0	W	30-0
01/16	at Patriots	S	6	23	3.8	13	0	0	0	0.0	0	0	L	20-27
2015 TOTALS		**2-2**	**14**	**151**	**10.8**	**48**	**0**	**0**	**0**	**0.0**	**0**	**0**	**1-1**	

2016 GAME-BY-GAME POSTSEASON STATISTICS (CHIEFS)

			RECEIVING					RUSHING						
DATE	OPPONENT	P/S	NO.	YDS.	AVG.	LG	TD	NO.	YDS.	AVG.	LG	TD	W/L	SCORE
01/15	Steelers	S	5	77	15.4	24	0	0	0	0.0	0	0	L	16-18
2016 TOTALS		**1-1**	**5**	**77**	**15.4**	**24**	**0**	**0**	**0**	**0.0**	**0**	**0**	**0-1**	

2017 GAME-BY-GAME POSTSEASON STATISTICS (CHIEFS)

			RECEIVING					RUSHING						
DATE	OPPONENT	P/S	NO.	YDS.	AVG.	LG	TD	NO.	YDS.	AVG.	LG	TD	W/L	SCORE
01/06	Titans	S	4	66	16.5	27	1	0	0	0.0	0	0	L	21-22
2017 TOTALS		**1-1**	**4**	**66**	**16.5**	**27**	**1**	**0**	**0**	**0.0**	**0**	**0**	**0-1**	

2018 GAME-BY-GAME POSTSEASON STATISTICS (CHIEFS)

			RECEIVING					RUSHING						
DATE	OPPONENT	P/S	NO.	YDS.	AVG.	LG	TD	NO.	YDS.	AVG.	LG	TD	W/L	SCORE
01/12	Colts	S	7	108	15.4	30	0	0	0	0.0	0	0	W	31-13
01/20	Patriots	S	3	23	7.7	12t	1	0	0	0.0	0	0	L	31-37+
2018 TOTALS		**2-2**	**10**	**131**	**13.1**	**30**	**1**	**0**	**0**	**0.0**	**0**	**0**	**1-1**	

+ - Overtime

2019 GAME-BY-GAME POSTSEASON STATISTICS (CHIEFS)

			RECEIVING					RUSHING						
DATE	OPPONENT	P/S	NO.	YDS.	AVG.	LG	TD	NO.	YDS.	AVG.	LG	TD	W/L	SCORE
01/12	Texans	S	10	134	13.4	28	3	0	0	0.0	0	0	W	51-31
01/19	Titans	S	3	30	10.0	18	0	0	0	0.0	0	0	W	35-24
02/02	49ers	S	6	43	7.2	11	1	1	2	2.0	2	0	W	31-20
2019 TOTALS		**3-3**	**19**	**207**	**10.9**	**28**	**4**	**1**	**2**	**2.0**	**2**	**0**	**3-0**	

2020 GAME-BY-GAME POSTSEASON STATISTICS (CHIEFS)

			RECEIVING					RUSHING						
DATE	OPPONENT	P/S	NO.	YDS.	AVG.	LG	TD	NO.	YDS.	AVG.	LG	TD	W/L	SCORE
01/17	Browns	S	8	109	13.6	24	1	0	0	0.0	0	0	W	22-17
01/24	Bills	S	13	118	9.1	17	2	0	0	0.0	0	0	W	38-24
02/07	at Buccaneers	S	10	133	13.3	33	0	0	0	0.0	0	0	L	9-31
2020 TOTALS		**3-3**	**31**	**360**	**11.6**	**33**	**3**	**0**	**0**	**0.0**	**0**	**0**	**2-1**	

2021 GAME-BY-GAME POSTSEASON STATISTICS (CHIEFS)

			RECEIVING					RUSHING						
DATE	OPPONENT	P/S	NO.	YDS.	AVG.	LG	TD	NO.	YDS.	AVG.	LG	TD	W/L	SCORE
01/16	Steelers	S	5	108	21.6	48t	1	0	0	0.0	0	0	W	42-21
01/23	Bills	S	8	96	12.0	25	1	0	0	0.0	0	0	W	42-36+
01/30	Bengals	S	10	95	9.5	19	1	0	0	0.0	0	0	L	24-27+
2021 TOTALS		**3-3**	**23**	**299**	**13.0**	**48T**	**3**	**0**	**0**	**0.0**	**0**	**0**	**2-1**	

+ - Overtime

2022 GAME-BY-GAME POSTSEASON STATISTICS (CHIEFS)

			RECEIVING					RUSHING						
DATE	OPPONENT	P/S	NO.	YDS.	AVG.	LG	TD	NO.	YDS.	AVG.	LG	TD	W/L	SCORE
01/21	Jaguars	S	14	98	7.0	15	2	0	0	0.0	0	0	W	27-20
01/29	Bengals	S	7	78	11.1	16	1	0	0	0.0	0	0	W	23-20
02/12	at Eagles	S	6	81	13.5	22	1	0	0	0.0	0	0	W	38-35
2022 TOTALS		**3-3**	**27**	**257**	**9.5**	**22**	**4**	**0**	**0**	**0.0**	**0**	**0**	**3-0**	

2023 GAME-BY-GAME POSTSEASON STATISTICS (CHIEFS)

			RECEIVING					RUSHING						
DATE	OPPONENT	P/S	NO.	YDS.	AVG.	LG	TD	NO.	YDS.	AVG.	LG	TD	W/L	SCORE
01/13	Dolphins	S	7	71	10.1	22	0	0	0	0.0	0	0	W	26-7
01/21	at Bills	S	5	75	15.0	29	2	0	0	0.0	0	0	W	27-24
01/28	at Ravens	S	11	116	10.5	21	1	1	5	5.0	5	0	W	17-10
02/11	49ers	S	9	93	10.3	22	0	0	0	0.0	0	0	W	25-22+
2023 TOTALS		**4-4**	**32**	**355**	**11.1**	**29**	**3**	**1**	**5**	**5.0**	**5**	**0**	**4-0**	

+ - Overtime

2024 GAME-BY-GAME POSTSEASON STATISTICS (CHIEFS)

			RECEIVING					RUSHING						
DATE	OPPONENT	P/S	NO.	YDS.	AVG.	LG	TD	NO.	YDS.	AVG.	LG	TD	W/L	SCORE
01/18	Texans	S	7	117	16.7	49	1	0	0	0.0	0	0	W	23-14
01/26	Bills	S	2	19	9.5	11	0	0	0	0.0	0	0	W	32-29
02/09	at Eagles	S	4	39	9.8	13	0	0	0	0.0	0	0	L	22-40
2024 TOTALS		**3-3**	**13**	**175**	**13.5**	**49**	**1**	**0**	**0**	**0.0**	**0**	**0**	**2-1**	

2016 GAME-BY-GAME REGULAR-SEASON STATISTICS (CHIEFS)

			PASSING											RUSHING					
DATE	OPPONENT	P/S	ATT	CMP	YDS	PCT	Y/A	Y/C	TD	INT	LG	SK/YD	RATE	ATT	YDS	LG	TD	W/L	SCORE
09/11	Chargers	S	0	0	0	0.0	0.0	0.0	0	0	0	0/0	0.0	0	0	0	0	W	33-27+
09/18	at Texans	S	0	0	0	0.0	0.0	0.0	0	0	0	0/0	0.0	0	0	0	0	L	12-19
09/25	Jets	S	0	0	0	0.0	0.0	0.0	0	0	0	0/0	0.0	0	0	0	0	W	24-3
10/02	at Steelers	S	0	0	0	0.0	0.0	0.0	0	0	0	0/0	0.0	0	0	0	0	L	14-43
10/16	at Raiders	S	0	0	0	0.0	0.0	0.0	0	0	0	0/0	0.0	0	0	0	0	W	26-10
10/23	Saints	S	0	0	0	0.0	0.0	0.0	0	0	0	0/0	0.0	0	0	0	0	W	27-21
10/30	at Colts	S	0	0	0	0.0	0.0	0.0	0	0	0	0/0	0.0	0	0	0	0	W	30-14
11/06	Jaguars	S	0	0	0	0.0	0.0	0.0	0	0	0	0/0	0.0	0	0	0	0	W	19-14
11/13	at Panthers	S	0	0	0	0.0	0.0	0.0	0	0	0	0/0	0.0	0	0	0	0	W	20-17
11/20	Buccaneers	S	0	0	0	0.0	0.0	0.0	0	0	0	0/0	0.0	1	-5	-5	0	L	17-19
11/27	at Broncos	S	0	0	0	0.0	0.0	0.0	0	0	0	0/0	0.0	0	0	0	0	W	30-27+
12/04	at Falcons	S	0	0	0	0.0	0.0	0.0	0	0	0	0/0	0.0	0	0	0	0	W	29-28
12/08	Raiders	S	0	0	0	0.0	0.0	0.0	0	0	0	0/0	0.0	0	0	0	0	W	21-13
12/18	Titans	S	0	0	0	0.0	0.0	0.0	0	0	0	0/0	0.0	0	0	0	0	L	17-19
12/25	Broncos	S	0	0	0	0.0	0.0	0.0	0	0	0	0/0	0.0	0	0	0	0	W	33-10
01/01	at Chargers	P	0	0	0	0.0	0.0	0.0	0	0	0	0/0	0.0	0	0	0	0	W	37-27
2016 TOTALS		**16-15**	**0**	**0**	**0**	**0.0**	**0.0**	**0.0**	**0**	**0**	**0**	**0/0**	**0.0**	**1**	**-5**	**-5**	**0**	**12-4**	

+ - Overtime

2017 GAME-BY-GAME REGULAR-SEASON STATISTICS (CHIEFS)

			PASSING											RUSHING					
DATE	OPPONENT	P/S	ATT	CMP	YDS	PCT	Y/A	Y/C	TD	INT	LG	SK/YD	RATE	ATT	YDS	LG	TD	W/L	SCORE
09/07	at Patriots	S	0	0	0	0.0	0.0	0.0	0	0	0	0/0	0.0	1	4	4	0	W	42-27
09/17	Eagles	S	0	0	0	0.0	0.0	0.0	0	0	0	0/0	0.0	0	0	0	0	W	27-20
09/24	at Chargers	S	0	0	0	0.0	0.0	0.0	0	0	0	0/0	0.0	0	0	0	0	W	24-10
10/02	Redskins	S	0	0	0	0.0	0.0	0.0	0	0	0	0/0	0.0	1	3	3	0	W	29-20
10/08	at Texans	S	0	0	0	0.0	0.0	0.0	0	0	0	0/0	0.0	0	0	0	0	W	42-34
10/15	Steelers	S	0	0	0	0.0	0.0	0.0	0	0	0	0/0	0.0	0	0	0	0	L	13-19
10/19	at Raiders	S	0	0	0	0.0	0.0	0.0	0	0	0	0/0	0.0	0	0	0	0	L	30-31
10/30	Broncos	S	0	0	0	0.0	0.0	0.0	0	0	0	0/0	0.0	0	0	0	0	W	29-19
11/05	at Cowboys	S	0	0	0	0.0	0.0	0.0	0	0	0	0/0	0.0	0	0	0	0	L	17-28
11/19	at Giants	S	1	0	0	0.0	0.0	0.0	0	1	0	0/0	0.0	0	0	0	0	L	9-12+
11/26	Bills	S	0	0	0	0.0	0.0	0.0	0	0	0	0/0	0.0	0	0	0	0	L	10-16
12/03	at Jets	S	0	0	0	0.0	0.0	0.0	0	0	0	0/0	0.0	0	0	0	0	L	31-38
12/10	Raiders	S	0	0	0	0.0	0.0	0.0	0	0	0	0/0	0.0	0	0	0	0	W	26-15
12/16	Chargers	S	0	0	0	0.0	0.0	0.0	0	0	0	0/0	0.0	0	0	0	0	W	30-13
12/24	Dolphins	S	0	0	0	0.0	0.0	0.0	0	0	0	0/0	0.0	0	0	0	0	W	29-13
12/31	at Broncos		INACTIVE															W	27-24
2017 TOTALS		**15-15**	**1**	**0**	**0**	**0.0**	**0.0**	**0.0**	**0**	**1**	**0**	**0/0**	**0.0**	**2**	**7**	**4**	**0**	**10-6**	

+ - Overtime

2020 GAME-BY-GAME REGULAR-SEASON STATISTICS (CHIEFS)

			PASSING											RUSHING					
DATE	OPPONENT	P/S	ATT	CMP	YDS	PCT	Y/A	Y/C	TD	INT	LG	SK/YD	RATE	ATT	YDS	LG	TD	W/L	SCORE
09/10	Texans	S	0	0	0	0.0	0.0	0.0	0	0	0	0/0	0.0	0	0	0	0	W	34-20
09/20	at Chargers	S	0	0	0	0.0	0.0	0.0	0	0	0	0/0	0.0	0	0	0	0	W	23-20+
09/28	at Ravens	S	0	0	0	0.0	0.0	0.0	0	0	0	0/0	0.0	0	0	0	0	W	34-20
10/05	Patriots	S	0	0	0	0.0	0.0	0.0	0	0	0	0/0	0.0	0	0	0	0	W	26-10
10/11	Raiders	S	0	0	0	0.0	0.0	0.0	0	0	0	0/0	0.0	0	0	0	0	L	32-40
10/19	at Bills	S	0	0	0	0.0	0.0	0.0	0	0	0	0/0	0.0	0	0	0	0	W	26-17
10/25	at Broncos	S	0	0	0	0.0	0.0	0.0	0	0	0	0/0	0.0	0	0	0	0	W	43-16
11/01	Jets	S	0	0	0	0.0	0.0	0.0	0	0	0	0/0	0.0	0	0	0	0	W	35-9
11/08	Panthers	S	0	0	0	0.0	0.0	0.0	0	0	0	0/0	0.0	0	0	0	0	W	33-31
11/22	at Raiders	S	1	1	4	100.0	4.0	4.0	0	0	4	0/0	83.3	0	0	0	0	W	35-31
11/29	at Buccaneers	S	1	0	0	0.0	0.0	0.0	0	0	0	0/0	39.6	0	0	0	0	W	27-24
12/06	Broncos	S	0	0	0	0.0	0.0	0.0	0	0	0	0/0	0.0	0	0	0	0	W	22-16
12/13	at Dolphins	S	0	0	0	0.0	0.0	0.0	0	0	0	0/0	0.0	0	0	0	0	W	33-27
12/20	at Saints	S	0	0	0	0.0	0.0	0.0	0	0	0	0/0	0.0	0	0	0	0	W	32-29
12/27	Falcons	S	0	0	0	0.0	0.0	0.0	0	0	0	0/0	0.0	0	0	0	0	W	17-14
01/03	Chargers		DID NOT PLAY															L	21-38
2020 TOTALS		**15-15**	**2**	**1**	**4**	**50.0**	**2.0**	**4.0**	**0**	**0**	**4**	**0/0**	**56.3**	**0**	**0**	**0**	**0**	**14-2**	

+ - Overtime

2021 GAME-BY-GAME REGULAR-SEASON STATISTICS (CHIEFS)

			PASSING											RUSHING					
DATE	OPPONENT	P/S	ATT	CMP	YDS	PCT	Y/A	Y/C	TD	INT	LG	SK/YD	RATE	ATT	YDS	LG	TD	W/L	SCORE
09/12	Browns	S	0	0	0	0.0	0.0	0.0	0	0	0	0/0	0.0	0	0	0	0	W	33-29
09/19	at Ravens	S	0	0	0	0.0	0.0	0.0	0	0	0	0/0	0.0	0	0	0	0	L	35-36
09/26	Chargers	S	0	0	0	0.0	0.0	0.0	0	0	0	0/0	0.0	0	0	0	0	L	24-30
10/03	at Eagles	S	0	0	0	0.0	0.0	0.0	0	0	0	0/0	0.0	0	0	0	0	W	42-30
10/10	Bills	S	0	0	0	0.0	0.0	0.0	0	0	0	0/0	0.0	0	0	0	0	L	20-38
10/17	at Football Team	S	0	0	0	0.0	0.0	0.0	0	0	0	0/0	0.0	0	0	0	0	W	31-13
10/24	at Titans	S	0	0	0	0.0	0.0	0.0	0	0	0	0/0	0.0	0	0	0	0	L	3-27
11/01	Giants	S	0	0	0	0.0	0.0	0.0	0	0	0	0/0	0.0	0	0	0	0	W	20-17
11/07	Packers	S	0	0	0	0.0	0.0	0.0	0	0	0	0/0	0.0	0	0	0	0	W	13-7
11/14	at Raiders	S	0	0	0	0.0	0.0	0.0	0	0	0	0/0	0.0	0	0	0	0	W	41-14
11/21	Cowboys	S	0	0	0	0.0	0.0	0.0	0	0	0	0/0	0.0	1	4	4t	1	W	19-9
12/05	Broncos	S	0	0	0	0.0	0.0	0.0	0	0	0	0/0	0.0	0	0	0	0	W	22-9
12/12	Raiders	S	0	0	0	0.0	0.0	0.0	0	0	0	0/0	0.0	0	0	0	0	W	48-9
12/16	at Chargers	S	0	0	0	0.0	0.0	0.0	0	0	0	0/0	0.0	0	0	0	0	W	34-28+
12/26	Steelers								RESERVE/COVID-19									W	36-10
01/02	at Bengals	S	0	0	0	0.0	0.0	0.0	0	0	0	0/0	0.0	1	-1	-1	0	L	31-34
01/08	at Broncos	S	0	0	0	0.0	0.0	0.0	0	0	0	0/0	0.0	0	0	0	0	W	28-24
2021 TOTALS		**16-16**	**0**	**0**	**0**	**0.0**	**0.0**	**0.0**	**0**	**0**	**0**	**0/0**	**0.0**	**2**	**3**	**4T**	**1**	**12-5**	

+ - Overtime

2022 GAME-BY-GAME REGULAR-SEASON STATISTICS (CHIEFS)

			PASSING											RUSHING					
DATE	OPPONENT	P/S	ATT	CMP	YDS	PCT	Y/A	Y/C	TD	INT	LG	SK/YD	RATE	ATT	YDS	LG	TD	W/L	SCORE
09/11	at Cardinals	S	0	0	0	0.0	0.0	0.0	0	0	0	0/0	0.0	0	0	0	0	W	44-21
09/15	Chargers	S	0	0	0	0.0	0.0	0.0	0	0	0	0/0	0.0	0	0	0	0	W	27-24
09/25	at Colts	S	0	0	0	0.0	0.0	0.0	0	0	0	0/0	0.0	1	1	1	0	L	17-20
10/02	at Buccaneers	S	0	0	0	0.0	0.0	0.0	0	0	0	0/0	0.0	0	0	0	0	W	41-31
10/10	Raiders	S	0	0	0	0.0	0.0	0.0	0	0	0	0/0	0.0	0	0	0	0	W	30-29
10/16	Bills	S	0	0	0	0.0	0.0	0.0	0	0	0	0/0	0.0	1	4	4	0	L	20-24
10/23	at 49ers	S	0	0	0	0.0	0.0	0.0	0	0	0	0/0	0.0	0	0	0	0	W	44-23
11/06	Titans	S	0	0	0	0.0	0.0	0.0	0	0	0	0/0	0.0	0	0	0	0	W	20-17+
11/13	Jaguars	S	0	0	0	0.0	0.0	0.0	0	0	0	0/0	0.0	0	0	0	0	W	27-17
11/20	at Chargers	S	0	0	0	0.0	0.0	0.0	0	0	0	0/0	0.0	0	0	0	0	W	30-27
11/27	Rams	S	0	0	0	0.0	0.0	0.0	0	0	0	0/0	0.0	0	0	0	0	W	26-10
12/04	at Bengals	S	0	0	0	0.0	0.0	0.0	0	0	0	0/0	0.0	0	0	0	0	L	24-27
12/11	at Broncos	S	0	0	0	0.0	0.0	0.0	0	0	0	0/0	0.0	0	0	0	0	W	34-28
12/18	at Texans	S	0	0	0	0.0	0.0	0.0	0	0	0	0/0	0.0	0	0	0	0	W	30-24+
12/24	Seahawks	S	0	0	0	0.0	0.0	0.0	0	0	0	0/0	0.0	0	0	0	0	W	24-10
01/01	Broncos	S	0	0	0	0.0	0.0	0.0	0	0	0	0/0	0.0	0	0	0	0	W	27-24
01/07	at Raiders	S	0	0	0	0.0	0.0	0.0	0	0	0	0/0	0.0	0	0	0	0	W	31-13
2022 TOTALS		**17-17**	**0**	**0**	**0**	**0.0**	**0.0**	**0.0**	**0**	**0**	**0**	**0/0**	**0.0**	**2**	**5**	**4**	**0**	**14-3**	

+ - Overtime

2023 GAME-BY-GAME REGULAR-SEASON STATISTICS (CHIEFS)

			PASSING											RUSHING					
DATE	OPPONENT	P/S	ATT	CMP	YDS	PCT	Y/A	Y/C	TD	INT	LG	SK/YD	RATE	ATT	YDS	LG	TD	W/L	SCORE
09/07	Lions								INACTIVE									L	20-21
09/17	at Jaguars	S	0	0	0	0.0	0.0	0.0	0	0	0	0/0	0.0	0	0	0	0	W	17-9
09/24	Bears	S	0	0	0	0.0	0.0	0.0	0	0	0	0/0	0.0	0	0	0	0	W	41-10
10/01	at Jets	S	0	0	0	0.0	0.0	0.0	0	0	0	0/0	0.0	0	0	0	0	W	23-20
10/08	at Vikings	S	0	0	0	0.0	0.0	0.0	0	0	0	0/0	0.0	0	0	0	0	W	27-20
10/12	Broncos	S	0	0	0	0.0	0.0	0.0	0	0	0	0/0	0.0	0	0	0	0	W	19-8
10/22	Chargers	S	0	0	0	0.0	0.0	0.0	0	0	0	0/0	0.0	0	0	0	0	W	31-17
10/29	at Broncos	S	0	0	0	0.0	0.0	0.0	0	0	0	0/0	0.0	0	0	0	0	L	9-24
11/05	Dolphins	S	0	0	0	0.0	0.0	0.0	0	0	0	0/0	0.0	0	0	0	0	W	21-14
11/20	Eagles	S	0	0	0	0.0	0.0	0.0	0	0	0	0/0	0.0	0	0	0	0	L	17-21
11/26	at Raiders	S	0	0	0	0.0	0.0	0.0	0	0	0	0/0	0.0	0	0	0	0	W	31-17
12/03	at Packers	S	0	0	0	0.0	0.0	0.0	0	0	0	0/0	0.0	0	0	0	0	L	19-27
12/10	Bills	S	0	0	0	0.0	0.0	0.0	0	0	0	0/0	0.0	0	0	0	0	L	17-20
12/17	at Patriots	S	0	0	0	0.0	0.0	0.0	0	0	0	0/0	0.0	0	0	0	0	W	27-17
12/25	Raiders	S	0	0	0	0.0	0.0	0.0	0	0	0	0/0	0.0	0	0	0	0	L	14-20
12/31	Bengals	S	0	0	0	0.0	0.0	0.0	0	0	0	0/0	0.0	0	0	0	0	W	25-17
01/07	at Chargers								INACTIVE									W	13-12
2023 TOTALS		**15-15**	**0**	**0**	**0**	**0.0**	**0.0**	**0.0**	**0**	**0**	**0**	**0/0**	**0.0**	**0**	**0**	**0**	**0**	**11-6**	

2024 GAME-BY-GAME REGULAR-SEASON STATISTICS (CHIEFS)

			PASSING											RUSHING					
DATE	OPPONENT	P/S	ATT	CMP	YDS	PCT	Y/A	Y/C	TD	INT	LG	SK/YD	RATE	ATT	YDS	LG	TD	W/L	SCORE
09/05	Ravens	S	0	0	0	0.0	0.0	0.0	0	0	0	0/0	0.0	0	0	0	0	W	27-20
09/15	Bengals	S	0	0	0	0.0	0.0	0.0	0	0	0	0/0	0.0	1	1	1	0	W	26-25
09/22	at Falcons	S	0	0	0	0.0	0.0	0.0	0	0	0	0/0	0.0	0	0	0	0	W	22-17
09/29	at Chargers	S	0	0	0	0.0	0.0	0.0	0	0	0	0/0	0.0	0	0	0	0	W	17-10
10/07	Saints	S	0	0	0	0.0	0.0	0.0	0	0	0	0/0	0.0	0	0	0	0	W	26-13
10/20	at 49ers	S	0	0	0	0.0	0.0	0.0	0	0	0	0/0	0.0	0	0	0	0	W	28-18
10/27	at Raiders	S	0	0	0	0.0	0.0	0.0	0	0	0	0/0	0.0	0	0	0	0	W	27-20
11/04	Buccaneers	S	0	0	0	0.0	0.0	0.0	0	0	0	0/0	0.0	0	0	0	0	W	30-24+
11/10	Broncos	S	0	0	0	0.0	0.0	0.0	0	0	0	0/0	0.0	0	0	0	0	W	16-14
11/17	at Bills	S	0	0	0	0.0	0.0	0.0	0	0	0	0/0	0.0	0	0	0	0	L	21-30
11/24	at Panthers	S	0	0	0	0.0	0.0	0.0	0	0	0	0/0	0.0	0	0	0	0	W	30-27
11/29	Raiders	S	0	0	0	0.0	0.0	0.0	0	0	0	0/0	0.0	0	0	0	0	W	19-17
12/08	Chargers	S	0	0	0	0.0	0.0	0.0	0	0	0	0/0	0.0	0	0	0	0	W	19-17
12/15	at Browns	S	0	0	0	0.0	0.0	0.0	0	0	0	0/0	0.0	0	0	0	0	W	21-7
12/21	Texans	S	0	0	0	0.0	0.0	0.0	0	0	0	0/0	0.0	0	0	0	0	W	27-19
12/25	at Steelers	S	0	0	0	0.0	0.0	0.0	0	0	0	0/0	0.0	0	0	0	0	W	29-10
01/05	at Broncos									INACTIVE								L	0-38
2024 TOTALS		**16-16**	**0**	**0**	**0**	**0.0**	**0.0**	**0.0**	**0**	**0**	**0**	**0/0**	**0.0**	**1**	**1**	**1**	**0**	**15-2**	

+ - Overtime

2025 GAME-BY-GAME REGULAR-SEASON STATISTICS (CHIEFS)

			PASSING											RUSHING					
DATE	OPPONENT	P/S	ATT	CMP	YDS	PCT	Y/A	Y/C	TD	INT	LG	SK/YD	RATE	ATT	YDS	LG	TD	W/L	SCORE
09/05	at Chargers	S	0	0	0	0.0	0.0	0.0	0	0	0	0/0	0.0	0	0	0	0	L	21-27
09/14	Eagles	S	0	0	0	0.0	0.0	0.0	0	0	0	0/0	0.0	0	0	0	0	L	17-20
09/21	at Giants	S	0	0	0	0.0	0.0	0.0	0	0	0	0/0	0.0	0	0	0	0	W	22-9
09/28	Ravens	S	0	0	0	0.0	0.0	0.0	0	0	0	0/0	0.0	0	0	0	0	W	37-20
10/06	at Jaguars	S	0	0	0	0.0	0.0	0.0	0	0	0	0/0	0.0	0	0	0	0	L	28-31
10/12	Lions	S	0	0	0	0.0	0.0	0.0	0	0	0	0/0	0.0	0	0	0	0	W	30-17
10/19	Raiders	S	0	0	0	0.0	0.0	0.0	0	0	0	0/0	0.0	0	0	0	0	W	31-0
10/27	Commanders	S	0	0	0	0.0	0.0	0.0	0	0	0	0/0	0.0	0	0	0	0	W	28-7
11/02	at Bills	S	0	0	0	0.0	0.0	0.0	0	0	0	0/0	0.0	0	0	0	0	L	21-28
11/16	at Broncos	S	0	0	0	0.0	0.0	0.0	0	0	0	0/0	0.0	0	0	0	0	L	19-22
11/23	Colts	S	0	0	0	0.0	0.0	0.0	0	0	0	0/0	0.0	1	1	1	0	W	23-20+
11/27	at Cowboys	S	0	0	0	0.0	0.0	0.0	0	0	0	0/0	0.0	0	0	0	0	L	28-31
12/07	Texans	S	0	0	0	0.0	0.0	0.0	0	0	0	0/0	0.0	0	0	0	0	L	10-20
2025 TOTALS		**13-13**	**0**	**0**	**0**	**0.0**	**0.0**	**0.0**	**0**	**0**	**0**	**0/0**	**0.0**	**1**	**1**	**1**	**0**	**6-7**	

+ - Overtime

2019 GAME-BY-GAME POSTSEASON STATISTICS (CHIEFS)

			PASSING											RUSHING					
DATE	OPPONENT	P/S	ATT	CMP	YDS	PCT	Y/A	Y/C	TD	INT	LG	SK/YD	RATE	ATT	YDS	LG	TD	W/L	SCORE
01/12	Texans	S	0	0	0	0.0	0.0	0.0	0	0	0	0/0	0.0	0	0	0	0	W	51-31
01/19	Titans	S	0	0	0	0.0	0.0	0.0	0	0	0	0/0	0.0	0	0	0	0	W	35-24
02/02	49ers	S	0	0	0	0.0	0.0	0.0	0	0	0	0/0	0.0	1	2	2	0	W	31-20
2019 TOTALS		**3-3**	**0**	**0**	**0**	**0.0**	**0.0**	**0.0**	**0**	**0**	**0**	**0/0**	**0.0**	**1**	**2**	**2**	**0**	**3-0**	

2020 GAME-BY-GAME POSTSEASON STATISTICS (CHIEFS)

			PASSING											RUSHING					
DATE	OPPONENT	P/S	ATT	CMP	YDS	PCT	Y/A	Y/C	TD	INT	LG	SK/YD	RATE	ATT	YDS	LG	TD	W/L	SCORE
01/17	Browns	S	0	0	0	0.0	0.0	0.0	0	0	0	0/0	0.0	0	0	0	0	W	22-17
01/24	Bills	S	0	0	0	0.0	0.0	0.0	0	0	0	0/0	0.0	0	0	0	0	W	38-24
02/07	at Buccaneers	S	0	0	0	0.0	0.0	0.0	0	0	0	0/0	0.0	0	0	0	0	L	9-31
2020 TOTALS		**3-3**	**0**	**0**	**0**	**0.0**	**0.0**	**0.0**	**0**	**0**	**0**	**0/0**	**0.0**	**0**	**0**	**0**	**0**	**2-1**	

2021 GAME-BY-GAME POSTSEASON STATISTICS (CHIEFS)

			PASSING											RUSHING					
DATE	OPPONENT	P/S	ATT	CMP	YDS	PCT	Y/A	Y/C	TD	INT	LG	SK/YD	RATE	ATT	YDS	LG	TD	W/L	SCORE
01/16	Steelers	S	1	1	2	100.0	2.0	2.0	1	0	2t	0/0	118.8	0	0	0	0	W	42-21
01/23	Bills	S	0	0	0	0.0	0.0	0.0	0	0	0	0/0	0.0	0	0	0	0	W	42-36+
01/30	Bengals	S	0	0	0	0.0	0.0	0.0	0	0	0	0/0	0.0	0	0	0	0	L	24-27+
2021 TOTALS		**3-3**	**1**	**1**	**2**	**100.0**	**2.0**	**2.0**	**1**	**0**	**2T**	**0/0**	**118.8**	**0**	**0**	**0**	**0**	**2-1**	

+ - Overtime

2022 GAME-BY-GAME POSTSEASON STATISTICS (CHIEFS)

			PASSING											RUSHING					
DATE	OPPONENT	P/S	ATT	CMP	YDS	PCT	Y/A	Y/C	TD	INT	LG	SK/YD	RATE	ATT	YDS	LG	TD	W/L	SCORE
01/21	Jaguars	S	0	0	0	0.0	0.0	0.0	0	0	0	0/0	0.0	0	0	0	0	W	27-20
01/29	Bengals	S	0	0	0	0.0	0.0	0.0	0	0	0	0/0	0.0	0	0	0	0	W	23-20
02/12	at Eagles	S	0	0	0	0.0	0.0	0.0	0	0	0	0/0	0.0	0	0	0	0	W	38-35
2022 TOTALS		**3-3**	**0**	**0**	**0**	**0.0**	**0.0**	**0.0**	**0**	**0**	**0**	**0/0**	**0.0**	**0**	**0**	**0**	**0**	**3-0**	

2023 GAME-BY-GAME POSTSEASON STATISTICS (CHIEFS)

			PASSING											RUSHING					
DATE	OPPONENT	P/S	ATT	CMP	YDS	PCT	Y/A	Y/C	TD	INT	LG	SK/YD	RATE	ATT	YDS	LG	TD	W/L	SCORE
01/13	Dolphins	S	0	0	0	0.0	0.0	0.0	0	0	0	0/0	0.0	0	0	0	0	W	26-7
01/21	at Bills	S	0	0	0	0.0	0.0	0.0	0	0	0	0/0	0.0	0	0	0	0	W	27-24
01/28	at Ravens	S	0	0	0	0.0	0.0	0.0	0	0	0	0/0	0.0	1	5	5	0	W	17-10
02/11	49ers	S	0	0	0	0.0	0.0	0.0	0	0	0	0/0	0.0	0	0	0	0	W	25-22+
2023 TOTALS		**4-4**	**0**	**0**	**0**	**0.0**	**0.0**	**0.0**	**0**	**0**	**0**	**0/0**	**0.0**	**1**	**5**	**5**	**0**	**4-0**	

+ - Overtime

2024 GAME-BY-GAME POSTSEASON STATISTICS (CHIEFS)

			PASSING											RUSHING					
DATE	OPPONENT	P/S	ATT	CMP	YDS	PCT	Y/A	Y/C	TD	INT	LG	SK/YD	RATE	ATT	YDS	LG	TD	W/L	SCORE
01/18	Texans	S	0	0	0	0.0	0.0	0.0	0	0	0	0/0	0.0	0	0	0	0	W	23-14
01/26	Bills	S	0	0	0	0.0	0.0	0.0	0	0	0	0/0	0.0	0	0	0	0	W	32-29
02/09	at Eagles	S	0	0	0	0.0	0.0	0.0	0	0	0	0/0	0.0	0	0	0	0	L	22-40
2024 TOTALS		**3-3**	**0**	**0**	**0**	**0.0**	**0.0**	**0.0**	**0**	**0**	**0**	**0/0**	**0.0**	**0**	**0**	**0**	**0**	**2-1**	

KEVIN KNOWLES

DEFENSIVE BACK #38

FLORIDA STATE

ROOKIE

HEIGHT:	5'11"
WEIGHT:	190 LBS
HOW ACQUIRED:	CFA-25
BIRTHDAY:	4/9/03

- Knowles enters his first season with the Chiefs in 2025.
- Originally entered the NFL as an undrafted free agent with the Kansas City Chiefs in 2025.

Transactions: Signed to Kansas City's active roster (10/21/25) ... Signed with Kansas City's practice squad (8/27/25) ... Cut by Kansas City (8/26/25) ... Originally entered the NFL as an undrafted free agent with the Kansas City Chiefs in 2025.

COLLEGE

Played four seasons at Florida State (2021-24) ... Appeared in 50 games (32 starts) tallying 113 tackles (69 solo, 4.0 tackles for loss, 1.0 sack, two quarterback hits, 11 passes defensed and one interception ... Monk Bonasorte Award (2024).

PERSONAL

- Four-star prospect ranked as No. 25 cornerback nationally and No. 62 overall prospect in Florida by ESPN.
- Rated as No. 47 prospect in America and No. 83 in Florida on 247Sports Composite.
- Earned first-team all-county and second-team All-Broward 8A-6A honors.

KEVIN KNOWLES' NFL REGULAR SEASON DEFENSIVE STATISTICS

				TACKLES								INTERCEPTIONS					O. FUMB				ST					MISC	
DATE	TEAM	GP	GS	TK	S	A	TFL	YDS	SK	YDS	QBH	NO	YDS	LG	TD	PD	FF	FR	TD	YDS	TK	S	A	FF	FR	S	A
2025	Chiefs	9	0	0	0	0	0	0	0.0	0.0	0	0	0	0	0	1	0	0	0	0	9	7	2	0	0	0	0
NFL TOTALS		**9**	**0**	**0**	**0**	**0**	**0**	**0**	**0.0**	**0.0**	**0**	**0**	**0**	**0**	**0**	**1**	**0**	**0**	**0**	**0**	**9**	**7**	**2**	**0**	**0**	**0**	**0**

SINGLE-GAME HIGHS: DEFENSIVE

Special Teams Tackles

3 at N.Y. Giants, Sep 21, 2025
2 at Buffalo, Nov 02, 2025
1 vs. Houston, Dec 07, 2025
1 vs. Indianapolis, Nov 23, 2025
1 at Denver, Nov 16, 2025
...1 more at 1.

2025 GAME-BY-GAME REGULAR-SEASON STATISTICS (CHIEFS)

			TACKLES								INTERCEPTIONS					O. FUMB				ST					MISC			
DATE	OPPONENT	P/S	TK	S	A	SK	YDS	TFL	YDS	QBH	NO	YDS	LG	TD	PD	FF	FR	TD	YDS	TK	S	A	FF	FR	S	A	W/L	SCORE
09/05	at Chargers										PRACTICE SQUAD																L	21-27
09/14	Eagles										PRACTICE SQUAD																L	17-20
09/21	at Giants										PRACTICE SQUAD																W	22-9
09/28	Ravens										PRACTICE SQUAD																W	37-20
10/06	at Jaguars										PRACTICE SQUAD																L	28-31
10/12	Lions										PRACTICE SQUAD																W	30-17
10/19	Raiders										PRACTICE SQUAD																W	31-0
10/27	Commanders	P	0	0	0	0.0	0.0	0	0	0	0	0	0	0	0	0	0	0	0	0	0	0	0	0	0	0	W	28-7
11/02	at Bills	P	0	0	0	0.0	0.0	0	0	0	0	0	0	0	0	0	0	0	0	2	2	0	0	0	0	0	L	21-28
11/16	at Broncos	P	0	0	0	0.0	0.0	0	0	0	0	0	0	0	0	0	0	0	0	1	1	0	0	0	0	0	L	19-22
11/23	Colts	P	0	0	0	0.0	0.0	0	0	0	0	0	0	0	0	0	0	0	0	1	0	1	0	0	0	0	W	23-20+
11/27	at Cowboys	P	0	0	0	0.0	0.0	0	0	0	0	0	0	0	0	0	0	0	0	0	0	0	0	0	0	0	L	28-31
12/07	Texans	P	0	0	0	0.0	0.0	0	0	0	0	0	0	0	1	0	0	0	0	1	1	0	0	0	0	0	L	10-20
2025 TOTALS		**6-0**	**0**	**0**	**0**	**0.0**	**0.0**	**0**	**0**	**0**	**0**	**0**	**0**	**0**	**1**	**0**	**0**	**0**	**0**	**5**	**4**	**1**	**0**	**0**	**0**	**0**	**6-7**	

+ - Overtime

KEVIN KNOWLES' COLLEGE DEFENSIVE STATISTICS

				TACKLES								INTERCEPTIONS					O. FUMB				ST					MISC	
DATE	TEAM	GP	GS	TK	S	A	TFL	YDS	SK	YDS	QBH	NO	YDS	LG	TD	PD	FF	FR	TD	YDS	TK	S	A	FF	FR	S	A
2021	Florida St.	12	7	26	15	11	1.5	1.0	0.0	0.0	0	0	0	0	0	2	0	0	0	0	0	0	0	0	0	0	0
2022	Florida St.	13	11	24	16	8	0.0	0.0	0.0	0.0	0	1	0	0	0	2	0	0	0	0	0	0	0	0	0	0	0
2023	Florida St.	13	3	31	15	16	0.5	1.0	0.0	0.0	1	0	0	0	0	3	0	0	0	0	0	0	0	0	0	0	0
2024	Florida St.	12	11	32	23	9	2.0	12.0	1.0	7.0	1	0	0	0	0	4	0	0	0	0	0	0	0	0	0	0	0
TOTALS		**50**	**32**	**113**	**69**	**44**	**4.0**	**14.0**	**1.0**	**7.0**	**2**	**1**	**0**	**0**	**0**	**11**	**0**	**0**	**0**	**0**	**0**	**0**	**0**	**0**	**0**	**0**

COLLEGE 2021 GAME-BY-GAME STATISTICS (FLORIDA ST.)

			TACKLES								INTERCEPTIONS					O. FUMB				ST					MISC			
DATE	OPPONENT	P/S	TK	S	A	SK	YDS	TFL	YDS	QBH	NO	YDS	LG	TD	PD	FF	FR	TD	YDS	TK	S	A	FF	FR	S	A	W/L	SCORE
09/05	Notre Dame	P	0	0	0	0.0	0.0	0.0	0.0	0	0	0	0	0	0	0	0	0	0	0	0	0	0	0	0	0	L	38-41
09/11	Jacksonville St.	P	1	0	1	0.0	0.0	0.0	0.0	0	0	0	0	0	1	0	0	0	0	0	0	0	0	0	0	0	L	17-20
09/18	at Wake Forest	P	0	0	0	0.0	0.0	0.0	0.0	0	0	0	0	0	0	0	0	0	0	0	0	0	0	0	0	0	L	14-35
09/25	Louisville	P	1	1	0	0.0	0.0	0.0	0.0	0	0	0	0	0	0	0	0	0	0	0	0	0	0	0	0	0	L	23-31
10/02	Syracuse	S	1	1	0	0.0	0.0	0.0	0.0	0	0	0	0	0	0	0	0	0	0	0	0	0	0	0	0	0	W	33-30
10/09	at North Carolina	S	0	0	0	0.0	0.0	0.0	0.0	0	0	0	0	0	1	0	0	0	0	0	0	0	0	0	0	0	W	35-25
10/23	Massachusetts	S	2	2	0	0.0	0.0	1.0	1.0	0	0	0	0	0	0	0	0	0	0	0	0	0	0	0	0	0	W	59-3
10/30	at Clemson	P	3	2	1	0.0	0.0	0.5	0.0	0	0	0	0	0	0	0	0	0	0	0	0	0	0	0	0	0	L	20-30
11/06	NC State	S	2	1	1	0.0	0.0	0.0	0.0	0	0	0	0	0	0	0	0	0	0	0	0	0	0	0	0	0	L	14-28
11/13	Miami (FL)	S	5	3	2	0.0	0.0	0.0	0.0	0	0	0	0	0	0	0	0	0	0	0	0	0	0	0	0	0	W	31-28
11/20	at Boston College	S	7	5	2	0.0	0.0	0.0	0.0	0	0	0	0	0	0	0	0	0	0	0	0	0	0	0	0	0	W	26-23
11/26	at Florida	S	4	0	4	0.0	0.0	0.0	0.0	0	0	0	0	0	0	0	0	0	0	0	0	0	0	0	0	0	L	21-24
2021 TOTALS		**12-7**	**26**	**15**	**11**	**0.0**	**0.0**	**1.5**	**1.0**	**0**	**0**	**0**	**0**	**0**	**2**	**0**	**0**	**0**	**0**	**0**	**0**	**0**	**0**	**0**	**0**	**5-7**	

COLLEGE 2022 GAME-BY-GAME STATISTICS (FLORIDA ST.)

			TACKLES								INTERCEPTIONS					O. FUMB				ST					MISC			
DATE	OPPONENT	P/S	TK	S	A	SK	YDS	TFL	YDS	QBH	NO	YDS	LG	TD	PD	FF	FR	TD	YDS	TK	S	A	FF	FR	S	A	W/L	SCORE
08/27	Duquesne	S	3	3	0	0.0	0.0	0.0	0.0	0	0	0	0	0	0	0	0	0	0	0	0	0	0	0	0	0	W	47-7
09/04	at LSU	S	2	2	0	0.0	0.0	0.0	0.0	0	0	0	0	0	0	0	0	0	0	0	0	0	0	0	0	0	W	24-23
09/16	at Louisville	S	3	2	1	0.0	0.0	0.0	0.0	0	1	0	0	0	0	0	0	0	0	0	0	0	0	0	0	0	W	35-31
09/24	Boston College	S	1	0	1	0.0	0.0	0.0	0.0	0	0	0	0	0	0	0	0	0	0	0	0	0	0	0	0	0	W	44-14
10/01	Wake Forest	S	3	2	1	0.0	0.0	0.0	0.0	0	0	0	0	0	1	0	0	0	0	0	0	0	0	0	0	0	L	21-31
10/08	at NC State	S	3	0	3	0.0	0.0	0.0	0.0	0	0	0	0	0	1	0	0	0	0	0	0	0	0	0	0	0	L	17-19
10/15	Clemson	S	2	2	0	0.0	0.0	0.0	0.0	0	0	0	0	0	0	0	0	0	0	0	0	0	0	0	0	0	L	28-34
10/29	Georgia Tech	S	1	0	1	0.0	0.0	0.0	0.0	0	0	0	0	0	0	0	0	0	0	0	0	0	0	0	0	0	W	41-16
11/05	at Miami (FL)	P	0	0	0	0.0	0.0	0.0	0.0	0	0	0	0	0	0	0	0	0	0	0	0	0	0	0	0	0	W	45-3
11/12	at Syracuse	S	1	1	0	0.0	0.0	0.0	0.0	0	0	0	0	0	0	0	0	0	0	0	0	0	0	0	0	0	W	38-3
11/19	Louisiana	P	0	0	0	0.0	0.0	0.0	0.0	0	0	0	0	0	0	0	0	0	0	0	0	0	0	0	0	0	W	49-17
11/25	Florida	S	4	4	0	0.0	0.0	0.0	0.0	0	0	0	0	0	0	0	0	0	0	0	0	0	0	0	0	0	W	45-38
12/29	Oklahoma	S	1	0	1	0.0	0.0	0.0	0.0	0	0	0	0	0	0	0	0	0	0	0	0	0	0	0	0	0	W	35-32
2022 TOTALS		**13-11**	**24**	**16**	**8**	**0.0**	**0.0**	**0.0**	**0.0**	**0**	**1**	**0**	**0**	**0**	**2**	**0**	**0**	**0**	**0**	**0**	**0**	**0**	**0**	**0**	**0**	**10-3**	

COLLEGE 2023 GAME-BY-GAME STATISTICS (FLORIDA ST.)

			TACKLES								INTERCEPTIONS					O. FUMB				ST					MISC			
DATE	OPPONENT	P/S	TK	S	A	SK	YDS	TFL	YDS	QBH	NO	YDS	LG	TD	PD	FF	FR	TD	YDS	TK	S	A	FF	FR	S	A	W/L	SCORE
09/03	LSU	P	2	1	1	0.0	0.0	0.0	0.0	0	0	0	0	0	0	0	0	0	0	0	0	0	0	0	0	0	L	24-45
09/09	Southern Miss.	P	1	1	0	0.0	0.0	0.0	0.0	0	0	0	0	0	0	0	0	0	0	0	0	0	0	0	0	0	W	66-13
09/16	at Boston College	S	5	5	0	0.0	0.0	0.0	0.0	0	0	0	0	0	1	0	0	0	0	0	0	0	0	0	0	0	W	31-29
09/23	at Clemson	S	8	2	6	0.0	0.0	0.5	1.0	0	0	0	0	0	0	0	0	0	0	0	0	0	0	0	0	0	W	31-24
10/07	Virginia Tech	S	3	1	2	0.0	0.0	0.0	0.0	0	0	0	0	0	0	0	0	0	0	0	0	0	0	0	0	0	W	39-17
10/14	Syracuse	P	3	1	2	0.0	0.0	0.0	0.0	0	0	0	0	0	0	0	0	0	0	0	0	0	0	0	0	0	W	41-3
10/21	Duke	P	3	1	2	0.0	0.0	0.0	0.0	0	0	0	0	0	0	0	0	0	0	0	0	0	0	0	0	0	W	38-20
10/28	at Wake Forest	P	1	0	1	0.0	0.0	0.0	0.0	0	0	0	0	0	0	0	0	0	0	0	0	0	0	0	0	0	W	41-16
11/04	at Pittsburgh	P	2	1	1	0.0	0.0	0.0	0.0	1	0	0	0	0	1	0	0	0	0	0	0	0	0	0	0	0	W	24-7
11/11	Miami (FL)	P	0	0	0	0.0	0.0	0.0	0.0	0	0	0	0	0	1	0	0	0	0	0	0	0	0	0	0	0	W	27-20
11/18	North Ala.											DID NOT PLAY															W	58-13
11/25	at Florida	P	0	0	0	0.0	0.0	0.0	0.0	0	0	0	0	0	0	0	0	0	0	0	0	0	0	0	0	0	W	24-15
12/02	Louisville	P	0	0	0	0.0	0.0	0.0	0.0	0	0	0	0	0	0	0	0	0	0	0	0	0	0	0	0	0	W	16-6
12/30	Georgia	P	3	2	1	0.0	0.0	0.0	0.0	0	0	0	0	0	0	0	0	0	0	0	0	0	0	0	0	0	L	3-63
2023 TOTALS		**13-3**	**31**	**15**	**16**	**0.0**	**0.0**	**0.5**	**1.0**	**1**	**0**	**0**	**0**	**0**	**3**	**0**	**0**	**0**	**0**	**0**	**0**	**0**	**0**	**0**	**0**	**12-2**	

COLLEGE 2024 GAME-BY-GAME STATISTICS (FLORIDA ST.)

			TACKLES								INTERCEPTIONS					O. FUMB				ST					MISC			
DATE	OPPONENT	P/S	TK	S	A	SK	YDS	TFL	YDS	QBH	NO	YDS	LG	TD	PD	FF	FR	TD	YDS	TK	S	A	FF	FR	S	A	W/L	SCORE
08/24	at Georgia Tech	S	3	2	1	0.0	0.0	0.0	0.0	0	0	0	0	0	1	0	0	0	0	0	0	0	0	0	0	0	L	21-24
09/02	Boston College	S	1	1	0	0.0	0.0	1.0	5.0	0	0	0	0	0	0	0	0	0	0	0	0	0	0	0	0	0	L	13-28
09/14	Memphis	S	2	1	1	0.0	0.0	0.0	0.0	1	0	0	0	0	2	0	0	0	0	0	0	0	0	0	0	0	L	12-20
09/21	California	S	6	4	2	0.0	0.0	0.0	0.0	0	0	0	0	0	0	0	0	0	0	0	0	0	0	0	0	0	W	14-9
09/28	at SMU	S	0	0	0	0.0	0.0	0.0	0.0	0	0	0	0	0	0	0	0	0	0	0	0	0	0	0	0	0	L	16-42
10/05	Clemson	S	6	5	1	0.0	0.0	0.0	0.0	0	0	0	0	0	0	0	0	0	0	0	0	0	0	0	0	0	L	13-29
10/18	at Duke	S	4	4	0	0.0	0.0	0.0	0.0	0	0	0	0	0	1	0	0	0	0	0	0	0	0	0	0	0	L	16-23
10/26	at Miami (FL)	S	4	2	2	0.0	0.0	0.0	0.0	0	0	0	0	0	0	0	0	0	0	0	0	0	0	0	0	0	L	14-36
11/02	North Carolina	S	1	0	1	0.0	0.0	0.0	0.0	0	0	0	0	0	0	0	0	0	0	0	0	0	0	0	0	0	L	11-35
11/09	at Notre Dame	S	4	3	1	1.0	7.0	1.0	7.0	0	0	0	0	0	0	0	0	0	0	0	0	0	0	0	0	0	L	3-52
11/23	Charleston So.	P	0	0	0	0.0	0.0	0.0	0.0	0	0	0	0	0	0	0	0	0	0	0	0	0	0	0	0	0	W	41-7
11/30	Florida	S	1	1	0	0.0	0.0	0.0	0.0	0	0	0	0	0	0	0	0	0	0	0	0	0	0	0	0	0	L	11-31
2024 TOTALS		**12-11**	**32**	**23**	**9**	**1.0**	**7.0**	**2.0**	**12.0**	**1**	**0**	**0**	**0**	**0**	**4**	**0**	**0**	**0**	**0**	**0**	**0**	**0**	**0**	**0**	**0**	**2-10**	

'18 '19 '20 '21 '22 '23 '24 PRO BOWL

'18 '22 '20 AP 1ST TEAM 1ST TEAM 2ND TEAM

'22 '23 '19 '22 '23 '18 '22

PATRICK MAHOMES

QUARTERBACK #15

TEXAS TECH

9TH YEAR IN THE NFL

9TH YEAR WITH THE CHIEFS

HEIGHT:	6'2"
WEIGHT:	225 LBS
HOW ACQUIRED:	D1-17
BIRTHDAY:	9/17/95

- Mahomes enters his ninth season with the Chiefs in 2025 and his eighth year as the starter (2018-25).
- Mahomes is the youngest player ever to win both a league MVP and a Super Bowl title.
- He is the first player in the 21st century to win both the league MVP and the Super Bowl MVP in the same season (2022).
- Originally entered the NFL as a first-round pick (10th overall) by the Kansas City Chiefs in the 2017 NFL Draft.
- The Chiefs traded the No. 27 overall pick, a third-round pick and their 2018 first-round selection to the Buffalo Bills in order to move up to the 10th spot to select Mahomes.

Career Highlights:

- Mahomes tops the franchise's career passing charts in multiple categories, ranking first in passer rating (102.1), passing attempts (4,171), completions (2,778), completion percentage (66.6%), passing yards (32,352), passing touchdowns (245), 300-yard passing games (48), 100.0 passer rating games (56), yards-per-attempt average (7.76), 20-yard completions (375), passing yards in a single-season (5,250 in 2022), passing yards in consecutive seasons (10,089; 2021-22) and rushing touchdowns by a quarterback (14).
- He currently holds the second-highest passer rating in NFL history amongst people with 1,500 passing attempts (102.1). He trails Aaron Rodgers (102.6).
- Owns 110 career touchdown passes at GEHA Field at Arrowhead Stadium, passing QB Trent Green (62) for the most career touchdown passes in the stadium's history.
- In Week 3 of 2024 (9/22/24), Mahomes tallied most wins by a quarterback in their first 100 starts (77), doing so in only 99 starts. Mahomes ended up with 78 career wins through his first 100 starts.
- In Week 8 of 2024, Mahomes became the quickest quarterback to reach 30,000 passing yards, besting QB Matthew Stafford (109) and reaching the mark in just 103 games.
- Mahomes passed PFHOF Len Dawson (237) for most passing touchdowns in franchise history. He now owns 245 passing touchdowns.
- In Week 17 vs. Pittsburgh (12-25-24), Mahomes broke PFHOF QB Peyton Manning's record (128 games) for most touchdown passes in a quarterbacks first eight seasons, achieving this in 112 games.
- With 5,250 passing yards in 2022, Mahomes recorded his fifth-consecutive season (2018-22) with 4,000 or more passing yards. He joins PFHOF QB Peyton Manning as the only two players to have five such seasons in their first six years in the league.
- Mahomes threw for 4,500+ yards and 35+ touchdowns in four of his first six seasons in the league (2018, 2020, 2021, 2022). He is one of eight players in NFL history to have multiple seasons throwing for 4,500+ yards and 35+ touchdowns and one of just four quarterbacks in NFL history to have at least four such seasons, joining Tom Brady (five), Drew Brees (four) and PFHOF QB Peyton Manning (four).
- Starting his 75th game against the Cincinnati Bengals in Week 13 of 2022 (12/4/22), Mahomes holds the record for most touchdown passes (181), passing yards (22,799) and wins (59) in any NFL quarterback's first 75 games.
- With 4,183 yards in 2023, Mahomes now owns 28,424 passing yards, surpassing the 25,000 yard plateau in just 83 games, the fastest in NFL history to surpass that mark.
- Mahomes was already the fastest quarterback in NFL history to reach 15,000 career passing yards, but he officially became the fastest one to reach 20,000 career passing yards, doing so in 67 games. His 67 games outpaced QB Matthew Stafford's 71 games.
- Between Mahomes and TE Travis Kelce, the pair has 54 touchdown connections. Their 54 touchdown connections passed PFHOF QB Len Dawson and former WR Otis Taylor for most QB-pass catcher connections in Chiefs history.
- After being named the NFL MVP for the 2018 season as voted on by the *Associated Press*, he became the youngest recipient of the award since PFHOF QB Dan Marino in 1984.
- Mahomes threw a touchdown pass in 31 straight regular season games between the 2019 and 2021 seasons, establishing a new franchise record and ranking as the ninth-longest streak in NFL history (regular season only). He also owns a streak of 14 consecutive regular season games spanning from 2018 to 2019 with at least two touchdown passes, the second-longest streak in NFL history behind only PFHOF QB Peyton Manning's streak of 15 such games.
- Owns 48 career 300-yard games, marking the most 300-yard games in franchise history and the most in the NFL since 2017. Twenty-six of those performances came in his first four seasons (2017-20), tying PFHOF QB Kurt Warner (26) for the most games of at least 300 passing yards in a player's first four seasons in league annals.
- Recorded 1,831 passing yards with no interceptions in the first five games of the 2019 season, passing PFHOF Peyton Manning (1,744 passing yards in 2013) for the most passing yards without an interception to begin a season in NFL history.
- Threw for 278 yards in the second quarter in Week 2 at Oakland (9/15/19), the second-most passing yards in any single quarter in a game in NFL history, trailing only former QB Drew Brees who threw for 294 yards in the fourth quarter at

Atlanta on Nov. 9, 2008.

During the 2018 season, became just the second quarterback (Peyton Manning in 2013) in NFL history to throw for 50 touchdowns and 5,000 passing yards in a single-season.

In his first season as the full-time starter in 2018, he broke the Chiefs single-season passing touchdown record by Week 10, passing Len Dawson (30) with 31 touchdown passes. Went on to finish the 2018 season with 50 touchdown passes, tied for the second-most in a single season in NFL history with former Tom Brady (50 in 2007).

Has recorded six touchdown passes in a game twice in his career against the Steelers (9/16/18) and the Rams (11/19/18), tying Chiefs and PFHOF QB Len Dawson for most touchdown passes in one game in team history. Mahomes is one of ten quarterbacks in league history to record multiple six-touchdown games.

Threw 29 touchdown passes in his first 10 career NFL games, more TD throws than any QB in NFL history in their first 10 games.

First quarterback in Chiefs history to throw for 300+ yards in eight consecutive games in a single season (2018). His streak is tied for second-most consecutive games with 300+ yards.

Made his NFL debut and first start during the Chiefs 2017 regular season finale at the Denver Broncos (12/31/17), completing 22-of-35 passes (62.9%) for 284 yards. His 284 passing yards in the game are the second-most by a rookie passer in a single-game in franchise history.

Postseason Career Highlights:

Is one of six players to have been on the active roster for all three of the club's Super Bowl victories over the past five years (LIV, LVII and LVIII). He is joined by G Nick Allegretti, K Harrison Butker, DT Chris Jones, TE Travis Kelce and LS James Winchester.

Has started 18 career postseason games for the Chiefs, the fifth-most in Chiefs history, carrying an 15-3 record. His 18 starts and 83.3 winning percentage are the top marks by a quarterback in franchise history.

As he started his fourth Super Bowl in 2023, Mahomes became just the eighth quarterback in NFL history to start in four or more Super Bowls. Only former QBs Tom Brady (10) and John Elway (5) have more. After defeating the 49ers for back-to-back Super Bowl titles in Super Bowl LVIII, Mahomes now has three Super Bowl titles, the fourth most in NFL history. He trails only Brady (7), Joe Montana (4) and Terry Bradshaw (4).

Mahomes owns the franchise's postseason records for passing yards (5,135), touchdown passes (41), completions (456), attempts (672), completion percentage (67.9), passer rating (105.8) and rushing yards (524).

Mahomes' 41 postseason touchdown passes are the fifth-most in NFL history amongst players with at least 150 attempts.

His 105.8 passer rating in the postseason is the highest passer rating by any NFL quarterback in playoff history.

Mahomes has recorded seven games of a 120.0+ passer rating in the postseason, marking a league-best.

In his first seven NFL seasons, Mahomes ranks at the top in the following postseason categories: touchdown passes (41), passes completed (456), passes attempted (672) and passing yards (5,135).

Mahomes threw two touchdowns in Super Bowl LVIII, giving him seven career Super Bowl touchdown passes, the fifth-most in Super Bowl history. He has now also thrown for 1,071 yards in his four Super Bowl appearances, giving him the fifth-most passing yards in Super Bowl history and making him one of just six players to throw more than 1,000 yards in Super Bowls.

Has thrown five touchdown passes in a postseason game twice, joining PFHOF QB Kurt Warner (twice) and former QB Daryle Lamonica (twice) as the only players in NFL history to have multiple playoff games with five or more passing touchdowns.

Became the 13th starting quarterback to win multiple Super Bowls with his victory over the Eagles in Super Bowl LVII.

After receiving the Super Bowl MVP, Mahomes became the fifth player in history to win multiple Super Bowl MVP titles and 11th player ever to receive both the Super Bowl MVP and league MVP in the same season.

In Super Bowl LVII in Arizona, Mahomes threw three touchdown passes, marking his eighth postseason game of three or more touchdown passes. Having eight such games puts him in a tie for third-most postseason games of three or more touchdown passes with QB Aaron Rodgers. PFHOF QB Joe Montana (nine) and former QB Tom Brady (13) are the other two ahead of Mahomes.

Finished the 2021 postseason with 11 passing touchdowns, tying Joe Flacco (2012) and PFHOFs Kurt Warner (2008) and Joe Montana (1989) for the most touchdown passes in a single postseason in NFL history, at the time.

Threw three touchdown passes in the 2021 AFC Championship Game vs. Cincinnati (1/30/22), giving him seven postseason games with three or more touchdown passes, ranking as the fourth-most by a quarterback in NFL history, at the time.

Orchestrated one of the most exciting finishes to a playoff game in the 2021 AFC Divisional Round Game against the Buffalo Bills, leading the Chiefs to 19 fourth-quarter and overtime points, including setting up the game-tying field goal with just 0:13 remaining on the clock in regulation and connecting with TE Travis Kelce for an eight-yard game-winning touchdown in OT. Completed a franchise record 33 passes and tied for the second-most yards in a single game in franchise postseason history wth 378 yards in the win to set up an NFL record fourth-consecutive home conference title game at GEHA Field at Arrowhead Stadium.

With his start in Super Bowl LV following the 2020 season, Mahomes became the youngest quarterback in NFL history (25 years and 143 days old) to start in two Super Bowls, surpassing Russell Wilson, who was 26 years and 64 days old at the time of his second Super Bowl start (SB XLIX) with the Seattle Seahawks.

With his start in the AFC Championship Game against Buffalo (1/24/21) during the 2020 season, he became the 12th quarterback since the 1970 merger to start in three-consecutive conference championship games and was the first player to accomplish the feat prior to his 26th birthday. He also became the first quarterback ever to accomplish the feat in his first four seasons in the league.

At 24 years and 138 days, Mahomes became the third-youngest player and youngest quarterback in NFL history to be named Super Bowl MVP, earning the honors for his performance in Super Bowl LIV vs. the San Francisco 49ers.

In the AFC Championship Game against Tennessee (1/19/20) became the first player in Chiefs franchise history to ever record multiple passing touchdowns and a rushing touchdown (three passing, one rushing) in a postseason game.

Became the first player in NFL history to record 300+ passing yards, five or more passing touchdowns and 50+ rushing yards in a playoff game in the AFC Divisional Round against Houston (1/12/20).

Threw five touchdown passes in the 2020 AFC Divisional Round, the most in a single-game in Chiefs postseason history and tied for the fourth-most in NFL history. Four of his five touchdowns came in the second quarter, making him just the second player in NFL postseason history (QB Doug Williams in Super Bowl XXII) with four passing touchdowns in a single quarter.

Honors:

- Selected to the Pro Bowl following the 2018, 2019, 2020, 2021, 2022 and 2023 seasons.
- Named an AP All-Pro following the 2018 and 2022 seasons (first-team) and the 2020 season (second-team).
- Received PFWA All-AFC Team honors in 2018 and 2020.
- Voted by teammates as an offensive team captain for the postseason in each of his seven seasons as the starter (2018-23).
- 2023 Chiefs Derrick Thomas Most Valuable Player.
- 2023 Week 12 AFC Offensive Player of the Week.
- Super Bowl LVIII MVP.
- Voted the ESPY Best Male Athlete and ESPY Best NFL Player following the 2022 season.
- 2022 Chiefs Derrick Thomas Most Valuable Player.
- Super Bowl LVII MVP.
- 2022 NFL Most Valuable Player.
- November 2022 AFC Offensive Player of the Month.
- 2022 Weeks 1 and 4 AFC Offensive Player of the Week.
- December 2021 AFC Offensive Player of the Month.
- 2021 Weeks 1 and 10 AFC Offensive Player of the Week.
- 2020 Sports Illustrated Sportsperson of the Year.
- 2020 TSN All-NFL Team.
- November 2020 AFC Offensive Player of the Month.
- 2020 Weeks 3 and 8 AFC Offensive Player of the Week.
- Super Bowl LIV MVP.
- September 2019 AFC Offensive Player of Month.
- 2019 Week 2 AFC Offensive Player of Week.
- 2019 ESPY Best NFL Player.
- 2019 Week 2 FedEx Air Player of the Week.
- 2018 Chiefs Derrick Thomas Most Valuable Player.
- 2018 Bert Bell Award.
- 2018 NFL Most Valuable Player.
- 2018 AP, NFL, PFWA, SI and the 101 Awards Offensive Player of the Year.
- 2018 PFW All-NFL Team.
- 2018 FedEx Air Player of the Year.
- 2018 Weeks 1, 2, 7 and 8 AFC Offensive Player of the Week.
- 2018 Weeks 2, 7 and 8 FedEx Air Player of the Week.
- September 2018 AFC Player of the Month.

Transactions:
Signed contract extension with Kansas City (7/6/20) ... Originally entered the NFL as a first-round pick (10th overall) by the Kansas City Chiefs in the 2017 NFL Draft.

COLLEGE

A three-year starter at Texas Tech, Mahomes finished his Red Raider career with 857 completions on 1,349 attempts (63.5 pct.) ... Totaled 11,252 yards, 93 touchdowns and 845 rushing yards ... Began his career by starting the Red Raiders final four games as a true freshman, passing for 1,547 yards and 16 touchdowns with a 56.8 completion percentage with one of those games being a 598-yard, six-touchdown effort against a top-10 team in Baylor ... Gathered honorable mention All-Big 12 notice as a freshman in 2014 and was additionally honored in 2015 after starting every game and leading the FBS with 393 yards of total offense per game (totaled 4,653 yards, 36 TDs, 15 INTs, 63.5 completion percentage) ... Was a second-team All-Conference pick in his final season at Tech in 2016, leading the FBS with 421 passing yards per game (5,052 total, 41 TDs, 10 INTs, 65.7 completion percentage) ... Set a (then) NCAA record with 819 yards of total offense, while also tying the NCAA mark for passing yards with 734 vs. No. 16 Oklahoma on Oct. 23.

PERSONAL

- Attended Whitehouse (Texas) High School where he earned several honors: MaxPreps 2013-14 National Male Athlete of the Year, 2013 Texas *Associated Press* Sports Editors High School Football Player of the Year, *Associated Press* Class 4A Offensive Player of the Year and All-East Texas Most Valuable Player.
- A three-sport star as a prep, Mahomes also lettered in basketball and baseball, where he was selected by the Detroit Tigers in the 2014 Major League Baseball First-Year Player Draft in the 37th Round (No. 1,120 overall selection).
- Father, Pat, pitched 11 years in Major League Baseball with six organizations, including five years with the Minnesota Twins.
- Studied marketing at Texas Tech.
- In 2019, founded the 15 and the Mahomies Foundation which is dedicated to improving the lives of children. The foundation supports initiatives that focus on health, wellness, communities in need of resources and other charitable causes.
- Hometown: Tyler, Texas.

PATRICK MAHOMES' NFL REGULAR SEASON PASSING STATISTICS

DATE	TEAM	GP	GS	ATT.	CMP.	PCT.	YDS	AVG.	TD	INT.	LG	SK	LST	RATE
2017	Chiefs	1	1	35	22	62.9	284	8.1	0	1	51	2	15	76.4
2018	Chiefs	16	16	580	383	66.0	5,097	8.8	50	12	89t	26	171	113.8
2019	Chiefs	14	14	484	319	65.9	4,031	8.3	26	5	83t	17	127	105.3
2020	Chiefs	15	15	588	390	66.3	4,740	8.1	38	6	75t	22	147	108.2
2021	Chiefs	17	17	658	436	66.3	4,839	7.4	37	13	75t	28	146	98.5
2022	Chiefs	17	17	648	435	67.1	5,250	8.1	41	12	67	26	188	105.2
2023	Chiefs	16	16	597	401	67.2	4,183	7.0	27	14	67	27	186	92.6
2024	Chiefs	16	16	581	392	67.5	3,928	6.8	26	11	54t	36	239	93.5
2025	Chiefs	13	13	474	299	63.1	3,398	7.2	22	10	61	29	172	91.2
TOTALS		**125**	**125**	**4,645**	**3,077**	**66.2**	**35,750**	**7.7**	**267**	**84**	**89T**	**213**	**1,391**	**101.0**

PATRICK MAHOMES' NFL POSTSEASON PASSING STATISTICS

DATE	TEAM	GP	GS	ATT.	CMP.	PCT.	YDS	AVG.	TD	INT.	LG	SK	LST	RATE
2017	Chiefs	0	0	0	0	0.0	0	0.0	0	0	0	0	0	0.0
2018	Chiefs	2	2	72	43	59.7	573	8.0	3	0	54	8	71	98.9
2019	Chiefs	3	3	112	72	64.3	901	8.0	10	2	60t	6	20	111.5
2020	Chiefs	3	3	117	76	65.0	850	7.3	4	2	71	4	27	90.8
2021	Chiefs	3	3	122	89	73.0	1,057	8.7	11	3	64t	9	81	118.8
2022	Chiefs	3	3	100	72	72.0	703	7.0	7	0	29	3	11	114.7
2023	Chiefs	4	4	149	104	69.8	1,051	7.1	6	1	52	5	19	100.3
2024	Chiefs	3	3	83	55	66.3	679	8.2	5	2	50t	11	58	101.4
TOTALS		**21**	**21**	**755**	**511**	**67.7**	**5,814**	**7.7**	**46**	**10**	**71**	**46**	**287**	**105.4**

PATRICK MAHOMES' NFL REGULAR SEASON RUSHING STATISTICS

DATE	TEAM	NO.	YDS.	AVG.	LG	TD
2017	Chiefs	7	10	1.4	5	0
2018	Chiefs	60	272	4.5	28	2
2019	Chiefs	43	218	5.1	25	2
2020	Chiefs	62	308	5.0	24	2
2021	Chiefs	66	381	5.8	32	2
2022	Chiefs	61	358	5.9	20	4
2023	Chiefs	75	389	5.2	25	0
2024	Chiefs	58	307	5.3	33	2
2025	Chiefs	62	407	6.6	22	4
TOTALS		**494**	**2,650**	**5.4**	**33**	**18**

PATRICK MAHOMES' NFL POSTSEASON RUSHING STATISTICS

DATE	TEAM	NO.	YDS.	AVG.	LG	TD
2017	Chiefs	0	0	0.0	0	0
2018	Chiefs	5	19	3.8	9	1
2019	Chiefs	24	136	5.7	27t	2
2020	Chiefs	13	52	4.0	13	1
2021	Chiefs	13	117	9.0	34	1
2022	Chiefs	12	60	5.0	26	0
2023	Chiefs	23	141	6.1	28	0
2024	Chiefs	22	82	3.7	15	2
TOTALS		**112**	**607**	**5.4**	**34**	**7**

SINGLE-GAME HIGHS: QUARTERBACK

Pass Attempts	68 vs. Tennessee, Nov 06, 2022
	54 vs. Buffalo, Oct 10, 2021
	53 vs. Baltimore, Dec 09, 2018
	50 at Las Vegas, Nov 14, 2021
	50 at Tennessee, Nov 10, 2019
Pass Completions	43 vs. Tennessee, Nov 06, 2022
	37 at Tampa Bay, Nov 29, 2020
	36 at Houston, Dec 18, 2022
	36 at Tennessee, Nov 10, 2019
	35 at Las Vegas, Nov 14, 2021
	...1 more at 35.
Yards Passing	478 at L.A. Rams, Nov 19, 2018
	462 at Tampa Bay, Nov 29, 2020
	446 vs. Tennessee, Nov 06, 2022
	446 at Tennessee, Nov 10, 2019
	443 at Oakland, Sep 15, 2019
TD Passes	6 at L.A. Rams, Nov 19, 2018
	6 at Pittsburgh, Sep 16, 2018
	5 at Arizona, Sep 11, 2022
	5 at Las Vegas, Nov 14, 2021
	...2 more at 5.
Long Passes	89t vs. Oakland, Dec 30, 2018
	83t vs. Baltimore, Sep 22, 2019
	75t vs. Cleveland, Sep 12, 2021
	75t at Tampa Bay, Nov 29, 2020
	75t at New England, Oct 14, 2018
Completion Percentage	87.8 at Houston, Dec 18, 2022
	83.3 vs. Las Vegas, Dec 12, 2021
	82.1 at Pittsburgh, Sep 16, 2018
	80.8 at Buffalo, Oct 19, 2020
	80.0 at Philadelphia, Oct 03, 2021
Passer Rating	154.8 at Pittsburgh, Sep 16, 2018
	144.4 vs. N.Y. Jets, Nov 01, 2020
	144.2 at Arizona, Sep 11, 2022
	143.2 at Jacksonville, Sep 08, 2019
	139.2 vs. Las Vegas, Dec 12, 2021
Rush Attempts	10 vs. Detroit, Oct 12, 2025
	10 vs. Las Vegas, Dec 25, 2023
	10 at Buffalo, Oct 19, 2020
	9 at Denver, Jan 08, 2022
	...1 more at 9.
Rushing Yards	66 vs. Philadelphia, Sep 14, 2025
	63 vs. Tennessee, Nov 06, 2022
	61 vs. Buffalo, Oct 10, 2021
	60 at Jacksonville, Oct 06, 2025
	60 at Carolina, Nov 24, 2024
Rushing Average	9.4 vs. Philadelphia, Sep 14, 2025
	8.4 vs. Houston, Dec 07, 2025
	7.6 vs. Buffalo, Oct 10, 2021
	7.3 at N.Y. Jets, Oct 01, 2023
	6.0 at Denver, Jan 08, 2022
Longest Runs	33 at Carolina, Nov 24, 2024
	33 at San Francisco, Oct 20, 2024
	32 at L.A. Chargers, Dec 16, 2021
	28 at Oakland, Dec 02, 2018
	25 at N.Y. Jets, Oct 01, 2023
	...2 more at 25.
Rushing TDs	1 vs. Detroit, Oct 12, 2025
	1 at Jacksonville, Oct 06, 2025
	1 vs. Philadelphia, Sep 14, 2025
	...15 more at 1.

SINGLE-GAME HIGHS – POSTSEASON: QUARTERBACK

Pass Attempts	49 at Tampa Bay, Feb 07, 2021
	46 vs. San Francisco, Feb 11, 2024
	44 vs. Buffalo, Jan 23, 2022
	43 vs. Cincinnati, Jan 29, 2023
	41 vs. Miami, Jan 13, 2024
	...2 more at 41.
Pass Completions	34 vs. San Francisco, Feb 11, 2024
	33 vs. Buffalo, Jan 23, 2022
	30 at Baltimore, Jan 28, 2024
	30 vs. Pittsburgh, Jan 16, 2022
	29 vs. Cincinnati, Jan 29, 2023
	...1 more at 29.
Yards Passing	404 vs. Pittsburgh, Jan 16, 2022
	378 vs. Buffalo, Jan 23, 2022
	333 vs. San Francisco, Feb 11, 2024
	326 vs. Cincinnati, Jan 29, 2023
	325 vs. Buffalo, Jan 24, 2021
TD Passes	5 vs. Pittsburgh, Jan 16, 2022
	5 vs. Houston, Jan 12, 2020
	3 at Philadelphia, Feb 09, 2025
	3 at Philadelphia, Feb 12, 2023
	...5 more at 3.
Long Passes	71 vs. Buffalo, Jan 24, 2021
	64t vs. Buffalo, Jan 23, 2022
	60t vs. Tennessee, Jan 19, 2020
	54 vs. New England, Jan 20, 2019
	52 vs. San Francisco, Feb 11, 2024
Completion Percentage	77.8 at Philadelphia, Feb 12, 2023
	76.9 at Baltimore, Jan 28, 2024
	76.9 vs. Pittsburgh, Jan 16, 2022
	76.3 vs. Buffalo, Jan 24, 2021
	75.0 vs. Buffalo, Jan 23, 2022
Passer Rating	138.2 vs. Pittsburgh, Jan 16, 2022
	134.6 vs. Houston, Jan 12, 2020
	131.8 at Philadelphia, Feb 12, 2023
	131.6 at Buffalo, Jan 21, 2024
	127.6 vs. Buffalo, Jan 24, 2021
Rush Attempts	11 vs. Buffalo, Jan 26, 2025
	10 vs. San Francisco, Feb 02, 2020
	9 vs. San Francisco, Feb 11, 2024
	7 vs. Houston, Jan 18, 2025
	7 vs. Buffalo, Jan 23, 2022
	...2 more at 7.
Rushing Yards	69 vs. Buffalo, Jan 23, 2022
	66 vs. San Francisco, Feb 11, 2024
	54 vs. Tennessee, Jan 19, 2020
	53 vs. Houston, Jan 12, 2020
	44 at Philadelphia, Feb 12, 2023
Rushing Average	9.9 vs. Buffalo, Jan 23, 2022
	7.7 vs. Tennessee, Jan 19, 2020
	7.6 vs. Houston, Jan 12, 2020
	7.3 vs. San Francisco, Feb 11, 2024
	3.9 vs. Buffalo, Jan 26, 2025
Longest Runs	34 vs. Buffalo, Jan 23, 2022
	28 vs. Miami, Jan 13, 2024
	27t vs. Tennessee, Jan 19, 2020
	26 at Philadelphia, Feb 12, 2023
	24 at Buffalo, Jan 21, 2024
Rushing TDs	2 vs. Buffalo, Jan 26, 2025
	1 vs. Buffalo, Jan 23, 2022
	1 vs. Cleveland, Jan 17, 2021
	1 vs. San Francisco, Feb 02, 2020
	...2 more at 1.

300-YARD PASSING GAMES (50): REGULAR SEASON

DATE	TEAM	NO.	YDS.	AVG.	LG	TD
09/16/18	at Steelers	23	326	14.2	40	6
09/23/18	49ERS	24	314	13.1	42	3
10/01/18	at Broncos	28	304	10.9	35	1
10/07/18	JAGUARS	22	313	14.2	40	0
10/14/18	at Patriots	23	352	15.3	75t	4
10/21/18	BENGALS	28	358	12.8	50	4
10/28/18	BRONCOS	24	303	12.6	40	4
11/04/18	at Browns	23	375	16.3	50t	3
11/19/18	at Rams	33	478	14.5	73t	6
12/09/18	RAVENS	35	377	10.8	48	2
09/08/19	at Jaguars	25	378	15.1	68t	3
09/15/19	at Raiders	30	443	14.8	44t	4
09/22/19	RAVENS	27	374	13.9	83t	3
09/29/19	at Lions	24	315	13.1	33	0
10/06/19	COLTS	22	321	14.6	31	1
11/10/19	at Titans	36	446	12.4	63t	3
12/15/19	BRONCOS	27	340	12.6	41t	2
09/20/20	at Chargers	27	302	11.2	54t	2
09/28/20	at Ravens	31	385	12.4	49t	4
10/11/20	RAIDERS	22	340	15.5	37	2
11/01/20	JETS	31	416	13.4	41t	5
11/08/20	PANTHERS	30	372	12.4	44	4
11/22/20	at Raiders	34	348	10.2	22t	2
11/29/20	at Buccaneers	37	462	12.5	75t	3
12/06/20	BRONCOS	25	318	12.7	30	1
12/13/20	at Dolphins	24	393	16.4	44t	2
09/12/21	BROWNS	27	337	12.5	75t	3
09/19/21	at Ravens	24	343	14.3	46t	3
10/17/21	at Commanders	32	397	12.4	49	2
11/14/21	at Raiders	35	406	11.6	38t	5
12/16/21	at Chargers	31	410	13.2	69	3
09/11/22	at Cardinals	30	360	12.0	35	5
10/16/22	BILLS	25	338	13.5	42t	2
10/23/22	at 49ers	25	423	16.9	57	3
11/06/22	TITANS	43	446	10.4	33	1
11/13/22	JAGUARS	26	331	12.7	46	4
11/20/22	at Chargers	20	329	16.5	40	3
11/27/22	RAMS	27	320	11.9	39t	1
12/11/22	at Broncos	28	352	12.6	56t	3
12/18/22	at Texans	36	336	9.3	21	2
01/01/23	BRONCOS	29	328	11.3	38	3
09/17/23	at Jaguars	29	305	10.5	54	2
10/12/23	BRONCOS	30	306	10.2	40	1
10/22/23	CHARGERS	32	424	13.3	53	4
12/17/23	at Patriots	27	305	11.3	48	2
10/07/24	SAINTS	28	331	11.8	50	0
11/29/24	RAIDERS	26	306	11.8	34	1
12/25/24	at Steelers	29	320	11.0	49	3
10/06/25	at Jaguars	29	318	11.0	34	1
11/23/25	COLTS	29	352	12.1	47	0

300-YARD PASSING GAMES (6): POSTSEASON

DATE	TEAM	NO.	YDS.	AVG.	LG	TD
01/12/20	TEXANS	23	321	14.0	48	5
01/24/21	BILLS	29	325	11.2	71	3
01/16/22	STEELERS	30	404	13.5	48t	5
01/23/22	BILLS	33	378	11.5	64t	3
01/29/23	BENGALS	29	326	11.2	29	2
02/11/24	49ERS	34	333	9.8	52	2

2017 GAME-BY-GAME REGULAR-SEASON STATISTICS (CHIEFS)

			PASSING											RUSHING					
DATE	OPPONENT	P/S	ATT	CMP	YDS	PCT	Y/A	Y/C	TD	INT	LG	SK/YD	RATE	ATT	YDS	LG	TD	W/L	SCORE
09/07	at Patriots								DID NOT PLAY									W	42-27
09/17	Eagles								DID NOT PLAY									W	27-20
09/24	at Chargers								DID NOT PLAY									W	24-10
10/02	Redskins								DID NOT PLAY									W	29-20
10/08	at Texans								DID NOT PLAY									W	42-34
10/15	Steelers								DID NOT PLAY									L	13-19
10/19	at Raiders								DID NOT PLAY									L	30-31
10/30	Broncos								DID NOT PLAY									W	29-19
11/05	at Cowboys								DID NOT PLAY									L	17-28
11/19	at Giants								DID NOT PLAY									L	9-12+
11/26	Bills								DID NOT PLAY									L	10-16
12/03	at Jets								DID NOT PLAY									L	31-38
12/10	Raiders								DID NOT PLAY									W	26-15
12/16	Chargers								DID NOT PLAY									W	30-13
12/24	Dolphins								DID NOT PLAY									W	29-13
12/31	at Broncos	S	35	22	284	62.9	8.1	12.9	0	1	51	2/15	76.4	7	10	5	0	W	27-24
2017 TOTALS		**1-1**	**35**	**22**	**284**	**62.9**	**8.1**	**12.9**	**0**	**1**	**51**	**2/15**	**76.4**	**7**	**10**	**5**	**0**	**10-6**	

+ - Overtime

2018 GAME-BY-GAME REGULAR-SEASON STATISTICS (CHIEFS)

			PASSING											RUSHING					
DATE	OPPONENT	P/S	ATT	CMP	YDS	PCT	Y/A	Y/C	TD	INT	LG	SK/YD	RATE	ATT	YDS	LG	TD	W/L	SCORE
09/09	at Chargers	S	27	15	256	55.6	9.5	17.1	4	0	58t	1/0	127.5	5	21	8	0	W	38-28
09/16	at Steelers	S	28	23	326	82.1	11.6	14.2	6	0	40	1/4	154.8	5	18	10	0	W	42-37
09/23	49ers	S	38	24	314	63.2	8.3	13.1	3	0	42	2/7	115.5	5	7	7	0	W	38-27
10/01	at Broncos	S	45	28	304	62.2	6.8	10.9	1	0	35	1/0	89.5	3	7	8t	1	W	27-23
10/07	Jaguars	S	38	22	313	57.9	8.2	14.2	0	2	40	1/15	62.7	4	13	11	1	W	30-14
10/14	at Patriots	S	36	23	352	63.9	9.8	15.3	4	2	75t	0/0	110.0	2	9	6	0	L	40-43
10/21	Bengals	S	39	28	358	71.8	9.2	12.8	4	1	50	2/5	123.7	4	45	23	0	W	45-10
10/28	Broncos	S	34	24	303	70.6	8.9	12.6	4	1	40	2/12	125.0	2	-1	1	0	W	30-23
11/04	at Browns	S	32	23	375	71.9	11.7	16.3	3	1	50t	2/15	129.0	2	18	15	0	W	37-21
11/11	Cardinals	S	28	21	249	75.0	8.9	11.9	2	0	38	5/37	125.4	4	21	14	0	W	26-14
11/19	at Rams	S	46	33	478	71.7	10.4	14.5	6	3	73t	3/30	117.6	6	28	7	0	L	51-54
12/02	at Raiders	S	38	23	295	60.5	7.8	12.8	4	0	38	0/0	120.0	9	52	28	0	W	40-33
12/09	Ravens	S	53	35	377	66.0	7.1	10.8	2	1	48	3/29	91.5	2	-3	2	0	W	27-24+
12/13	Chargers	S	34	24	243	70.6	7.1	10.1	2	0	33	2/9	110.3	2	3	2	0	L	28-29
12/23	at Seahawks	S	40	23	273	57.5	6.8	11.9	3	0	32	1/8	103.4	3	33	22	0	L	31-38
12/30	Raiders	S	24	14	281	58.3	11.7	20.1	2	1	89t	0/0	109.9	2	1	2	0	W	35-3
2018 TOTALS		**16-16**	**580**	**383**	**5,097**	**66.0**	**8.8**	**13.3**	**50**	**12**	**89T**	**26/171**	**113.8**	**60**	**272**	**28**	**2**	**12-4**	

+ - Overtime

2019 GAME-BY-GAME REGULAR-SEASON STATISTICS (CHIEFS)

			PASSING											RUSHING					
DATE	OPPONENT	P/S	ATT	CMP	YDS	PCT	Y/A	Y/C	TD	INT	LG	SK/YD	RATE	ATT	YDS	LG	TD	W/L	SCORE
09/08	at Jaguars	S	33	25	378	75.8	11.5	15.1	3	0	68t	0/0	143.2	1	2	2	0	W	40-26
09/15	at Raiders	S	44	30	443	68.2	10.1	14.8	4	0	44t	2/7	131.2	1	-1	-1	0	W	28-10
09/22	Ravens	S	37	27	374	73.0	10.1	13.9	3	0	83t	1/11	132.0	4	9	11	0	W	33-28
09/29	at Lions	S	42	24	315	57.1	7.5	13.1	0	0	33	0/0	81.0	6	54	25	0	W	34-30
10/06	Colts	S	39	22	321	56.4	8.2	14.6	1	0	31	4/33	91.9	3	17	14	0	L	13-19
10/13	Texans	S	35	19	273	54.3	7.8	14.4	3	1	52	1/17	96.5	1	-1	-1	0	L	24-31
10/17	at Broncos	S	11	10	76	90.9	6.9	7.6	1	0	21t	0/0	125.8	1	2	2	0	W	30-6
10/27	Packers								INACTIVE									L	24-31
11/03	Vikings								INACTIVE									W	26-23
11/10	at Titans	S	50	36	446	72.0	8.9	12.4	3	0	63t	2/13	119.2	0	0	0	0	L	32-35
11/18	at Chargers	S	32	19	182	59.4	5.7	9.6	1	1	31	1/2	72.7	5	59	24	0	W	24-17
12/01	Raiders	S	29	15	175	51.7	6.0	11.7	1	0	47	1/12	81.8	3	25	13t	1	W	40-9
12/08	at Patriots	S	40	26	283	65.0	7.1	10.9	1	1	48t	1/12	83.6	6	6	5	0	W	23-16
12/15	Broncos	S	34	27	340	79.4	10.0	12.6	2	1	41t	3/13	115.7	3	11	7	0	W	23-3
12/22	at Bears	S	33	23	251	69.7	7.6	10.9	2	0	19	1/7	112.1	2	14	12t	1	W	26-3
12/29	Chargers	S	25	16	174	64.0	7.0	10.9	1	1	47	0/0	81.1	7	21	11	0	W	31-21
2019 TOTALS		**14-14**	**484**	**319**	**4,031**	**65.9**	**8.3**	**12.6**	**26**	**5**	**83T**	**17/127**	**105.3**	**43**	**218**	**25**	**2**	**12-4**	

2020 GAME-BY-GAME REGULAR-SEASON STATISTICS (CHIEFS)

			PASSING											RUSHING					
DATE	OPPONENT	P/S	ATT	CMP	YDS	PCT	Y/A	Y/C	TD	INT	LG	SK/YD	RATE	ATT	YDS	LG	TD	W/L	SCORE
09/10	Texans	S	32	24	211	75.0	6.6	8.8	3	0	19	1/8	123.3	0	0	0	0	W	34-20
09/20	at Chargers	S	47	27	302	57.4	6.4	11.2	2	0	54t	1/13	90.9	6	54	21	0	W	23-20+
09/28	at Ravens	S	42	31	385	73.8	9.2	12.4	4	0	49t	0/0	133.5	4	26	12	1	W	34-20
10/05	Patriots	S	29	19	236	65.5	8.1	12.4	2	0	45	1/7	113.6	8	28	18	0	W	26-10
10/11	Raiders	S	43	22	340	51.2	7.9	15.5	2	1	37	3/7	83.5	6	21	6	1	L	32-40
10/19	at Bills	S	26	21	225	80.8	8.7	10.7	2	0	37	1/4	128.4	10	36	9	0	W	26-17
10/25	at Broncos	S	23	15	200	65.2	8.7	13.3	1	0	38	3/25	107.2	0	0	0	0	W	43-16
11/01	Jets	S	42	31	416	73.8	9.9	13.4	5	0	41t	0/0	144.4	0	0	0	0	W	35-9
11/08	Panthers	S	45	30	372	66.7	8.3	12.4	4	0	44	2/11	121.7	1	6	6	0	W	33-31
11/22	at Raiders	S	45	34	348	75.6	7.7	10.2	2	1	22t	0/0	102.8	4	16	11	0	W	35-31
11/29	at Buccaneers	S	49	37	462	75.5	9.4	12.5	3	0	75t	2/6	124.7	4	28	17	0	W	27-24
12/06	Broncos	S	40	25	318	62.5	8.0	12.7	1	0	30	1/5	95.6	4	26	20	0	W	22-16
12/13	at Dolphins	S	34	24	393	70.6	11.6	16.4	2	3	44t	3/39	91.9	5	9	6	0	W	33-27
12/20	at Saints	S	47	26	254	55.3	5.4	9.8	3	0	23	4/22	92.0	7	37	24	0	W	32-29
12/27	Falcons	S	44	24	278	54.5	6.3	11.6	2	1	31	0/0	79.5	3	21	13	0	W	17-14
01/03	Chargers								INACTIVE									L	21-38
2020 TOTALS		**15-15**	**588**	**390**	**4,740**	**66.3**	**8.1**	**12.2**	**38**	**6**	**75T**	**22/147**	**108.2**	**62**	**308**	**24**	**2**	**14-2**	

+ - Overtime

2021 GAME-BY-GAME REGULAR-SEASON STATISTICS (CHIEFS)

			PASSING											RUSHING					
DATE	OPPONENT	P/S	ATT	CMP	YDS	PCT	Y/A	Y/C	TD	INT	LG	SK/YD	RATE	ATT	YDS	LG	TD	W/L	SCORE
09/12	Browns	S	36	27	337	75.0	9.4	12.5	3	0	75t	2/13	131.4	5	18	8	1	W	33-29
09/19	at Ravens	S	31	24	343	77.4	11.1	14.3	3	1	46t	0/0	131.5	1	3	3	0	L	35-36
09/26	Chargers	S	44	27	260	61.4	5.9	9.6	3	2	28	2/9	81.6	4	45	21	0	L	24-30
10/03	at Eagles	S	30	24	278	80.0	9.3	11.6	5	1	44t	1/7	131.0	5	26	12	0	W	42-30
10/10	Bills	S	54	33	272	61.1	5.0	8.2	2	2	26	2/0	70.9	8	61	23	0	L	20-38
10/17	at Football Team	S	47	32	397	68.1	8.4	12.4	2	2	49	3/7	90.5	3	31	17	0	W	31-13
10/24	at Titans	S	35	20	206	57.1	5.9	10.3	0	1	25	4/31	62.3	6	35	13	0	L	3-27
11/01	Giants	S	48	29	275	60.4	5.7	9.5	1	1	24	2/14	74.6	3	10	6	0	W	20-17
11/07	Packers	S	37	20	166	54.1	4.5	8.3	1	0	25	1/6	74.8	2	-2	-1	0	W	13-7
11/14	at Raiders	S	50	35	406	70.0	8.1	11.6	5	0	38t	0/0	127.6	0	0	0	0	W	41-14
11/21	Cowboys	S	37	23	260	62.2	7.0	11.3	0	1	37	3/16	71.9	7	11	11	0	W	19-9
12/05	Broncos	S	29	15	184	51.7	6.3	12.3	0	1	38	1/6	57.3	4	12	10t	1	W	22-9
12/12	Raiders	S	24	20	258	83.3	10.8	12.9	2	0	44	3/18	139.2	4	20	10	0	W	48-9
12/16	at Chargers	S	47	31	410	66.0	8.7	13.2	3	1	69	1/0	105.8	3	32	32	0	W	34-28+
12/26	Steelers	S	30	23	258	76.7	8.6	11.2	3	0	50	2/4	135.1	0	0	0	0	W	36-10
01/02	at Bengals	S	35	26	259	74.3	7.4	10.0	2	0	53	0/0	113.9	2	25	17	0	L	31-34
01/08	at Broncos	S	44	27	270	61.4	6.1	10.0	2	0	44	1/15	93.9	9	54	25	0	W	28-24
2021 TOTALS		**17-17**	**658**	**436**	**4,839**	**66.3**	**7.4**	**11.1**	**37**	**13**	**75T**	**28/146**	**98.5**	**66**	**381**	**32**	**2**	**12-5**	

+ - Overtime

2022 GAME-BY-GAME REGULAR-SEASON STATISTICS (CHIEFS)

			PASSING											RUSHING					
DATE	OPPONENT	P/S	ATT	CMP	YDS	PCT	Y/A	Y/C	TD	INT	LG	SK/YD	RATE	ATT	YDS	LG	TD	W/L	SCORE
09/11	at Cardinals	S	39	30	360	76.9	9.2	12.0	5	0	35	0/0	144.2	3	5	4	0	W	44-21
09/15	Chargers	S	35	24	235	68.6	6.7	9.8	2	0	41t	1/9	106.2	2	-1	0	0	W	27-24
09/25	at Colts	S	35	20	262	57.1	7.5	13.1	1	1	53	1/5	78.5	4	26	10	0	L	17-20
10/02	at Buccaneers	S	37	23	249	62.2	6.7	10.8	3	1	36	3/21	97.7	4	34	11	0	W	41-31
10/10	Raiders	S	43	29	292	67.4	6.8	10.1	4	0	36	3/27	117.6	4	28	16	0	W	30-29
10/16	Bills	S	40	25	338	62.5	8.5	13.5	2	2	42t	3/19	85.2	4	21	10	0	L	20-24
10/23	at 49ers	S	34	25	423	73.5	12.4	16.9	3	1	57	1/6	132.4	0	0	0	0	W	44-23
11/06	Titans	S	68	43	446	63.2	6.6	10.4	1	1	33	4/24	80.9	6	63	20	1	W	20-17+
11/13	Jaguars	S	35	26	331	74.3	9.5	12.7	4	1	46	0/0	129.6	7	39	19	0	W	27-17
11/20	at Chargers	S	34	20	329	58.8	9.7	16.5	3	0	40	1/7	120.8	4	23	16	0	W	30-27
11/27	Rams	S	42	27	320	64.3	7.6	11.9	1	1	39t	0/0	85.4	4	36	13	0	W	26-10
12/04	at Bengals	S	27	16	223	59.3	8.3	13.9	1	0	42	2/12	98.2	2	9	6	1	L	24-27
12/11	at Broncos	S	42	28	352	66.7	8.4	12.6	3	3	56t	2/10	86.6	3	-3	-1	0	W	34-28
12/18	at Texans	S	41	36	336	87.8	8.2	9.3	2	0	21	2/23	117.1	5	33	14	1	W	30-24+
12/24	Seahawks	S	28	16	224	57.1	8.0	14.0	2	0	52	1/4	106.8	2	8	5	1	W	24-10
01/01	Broncos	S	42	29	328	69.0	7.8	11.3	3	1	38	0/0	106.1	4	8	4	0	W	27-24
01/07	at Raiders	S	26	18	202	69.2	7.8	11.2	1	0	67	2/21	105.0	3	29	14	0	W	31-13
2022 TOTALS		**17-17**	**648**	**435**	**5,250**	**67.1**	**8.1**	**12.1**	**41**	**12**	**67**	**26/188**	**105.2**	**61**	**358**	**20**	**4**	**14-3**	

+ - Overtime

2023 GAME-BY-GAME REGULAR-SEASON STATISTICS (CHIEFS)

			PASSING											RUSHING					
DATE	OPPONENT	P/S	ATT	CMP	YDS	PCT	Y/A	Y/C	TD	INT	LG	SK/YD	RATE	ATT	YDS	LG	TD	W/L	SCORE
09/07	Lions	S	39	21	226	53.8	5.8	10.8	2	1	34	0/0	77.5	6	45	16	0	L	20-21
09/17	at Jaguars	S	41	29	305	70.7	7.4	10.5	2	1	54	1/7	98.1	7	30	14	0	W	17-9
09/24	Bears	S	33	24	272	72.7	8.2	11.3	3	0	37	0/0	127.3	3	28	15	0	W	41-10
10/01	at Jets	S	30	18	203	60.0	6.8	11.3	1	2	34t	1/6	63.6	7	51	25	0	W	23-20
10/08	at Vikings	S	41	31	281	75.6	6.9	9.1	2	0	33	2/15	109.9	0	0	0	0	W	27-20
10/12	Broncos	S	40	30	306	75.0	7.7	10.2	1	1	40	2/13	94.4	6	31	15	0	W	19-8
10/22	Chargers	S	42	32	424	76.2	10.1	13.3	4	1	53	1/9	129.5	4	29	23	0	W	31-17
10/29	at Broncos	S	38	24	240	63.2	6.3	10.0	0	2	39	3/28	59.1	3	20	8	0	L	9-24
11/05	Dolphins	S	30	20	185	66.7	6.2	9.3	2	0	25	2/11	105.6	6	24	16	0	W	21-14
11/20	Eagles	S	43	24	177	55.8	4.1	7.4	2	1	17	1/9	71.6	6	38	14	0	L	17-21
11/26	at Raiders	S	34	27	298	79.4	8.8	11.0	2	0	39t	1/7	122.8	5	9	7	0	W	31-17
12/03	at Packers	S	33	21	210	63.6	6.4	10.0	1	1	27	3/21	79.1	4	26	10	0	L	19-27
12/10	Bills	S	43	25	271	58.1	6.3	10.8	1	1	23	1/7	74.9	1	8	8	0	L	17-20
12/17	at Patriots	S	37	27	305	73.0	8.2	11.3	2	2	48	3/26	92.7	3	-5	-1	0	W	27-17
12/25	Raiders	S	44	27	235	61.4	5.3	8.7	1	1	45	4/23	73.6	10	53	13	0	L	14-20
12/31	Bengals	S	29	21	245	72.4	8.4	11.7	1	0	67	2/4	109.1	4	2	2	0	W	25-17
01/07	at Chargers								INACTIVE									W	13-12
2023 TOTALS		**16-16**	**597**	**401**	**4,183**	**67.2**	**7.0**	**10.4**	**27**	**14**	**67**	**27/186**	**92.6**	**75**	**389**	**25**	**0**	**11-6**	

2024 GAME-BY-GAME REGULAR-SEASON STATISTICS (CHIEFS)

			PASSING											RUSHING					
DATE	OPPONENT	P/S	ATT	CMP	YDS	PCT	Y/A	Y/C	TD	INT	LG	SK/YD	RATE	ATT	YDS	LG	TD	W/L	SCORE
09/05	Ravens	S	28	20	291	71.4	10.4	14.6	1	1	35t	2/10	101.9	2	3	4	0	W	27-20
09/15	Bengals	S	25	18	151	72.0	6.0	8.4	2	2	44t	2/14	80.6	4	29	9	0	W	26-25
09/22	at Falcons	S	39	26	217	66.7	5.6	8.3	2	1	27	0/0	87.2	6	17	15	0	W	22-17
09/29	at Chargers	S	29	19	245	65.5	8.4	12.9	1	1	54t	3/17	89.0	5	12	13	0	W	17-10
10/07	Saints	S	39	28	331	71.8	8.5	11.8	0	1	50	2/10	86.6	6	22	9	0	W	26-13
10/20	at 49ers	S	27	16	154	59.3	5.7	9.6	0	2	26	2/9	44.4	5	39	33	1	W	28-18
10/27	at Raiders	S	38	27	262	71.1	6.9	9.7	2	1	25	1/10	96.6	6	17	14	0	W	27-20
11/04	Buccaneers	S	44	34	291	77.3	6.6	8.6	3	0	35	4/31	116.8	2	9	7	0	W	30-24+
11/10	Broncos	S	42	28	266	66.7	6.3	9.5	1	0	35	4/23	92.0	3	19	12	0	W	16-14
11/17	at Bills	S	33	23	196	69.7	5.9	8.5	3	2	31	2/15	90.0	0	0	0	0	L	21-30
11/24	at Panthers	S	37	27	269	73.0	7.3	10.0	3	0	35t	5/43	120.2	5	60	33	0	W	30-27
11/29	Raiders	S	46	26	306	56.5	6.7	11.8	1	0	34	5/40	84.1	2	4	5	0	W	19-17
12/08	Chargers	S	37	24	210	64.9	5.7	8.8	1	0	26	3/8	88.8	4	17	10	0	W	19-17
12/15	at Browns	S	38	19	159	50.0	4.2	8.4	2	0	23	0/0	78.7	2	14	10	0	W	21-7
12/21	Texans	S	41	28	260	68.3	6.3	9.3	1	0	36	1/9	93.5	5	33	15t	1	W	27-19
12/25	at Steelers	S	38	29	320	76.3	8.4	11.0	3	0	49	0/0	127.1	1	12	12	0	W	29-10
01/05	at Broncos								INACTIVE									L	0-38
2024 TOTALS		**16-16**	**581**	**392**	**3,928**	**67.5**	**6.8**	**10.0**	**26**	**11**	**54T**	**36/239**	**93.5**	**58**	**307**	**33**	**2**	**15-2**	

+ - Overtime

2025 GAME-BY-GAME REGULAR-SEASON STATISTICS (CHIEFS)

			PASSING											RUSHING					
DATE	OPPONENT	P/S	ATT	CMP	YDS	PCT	Y/A	Y/C	TD	INT	LG	SK/YD	RATE	ATT	YDS	LG	TD	W/L	SCORE
09/05	at Chargers	S	39	24	258	61.5	6.6	10.8	1	0	49	2/9	89.5	6	57	15	1	L	21-27
09/14	Eagles	S	29	16	187	55.2	6.4	11.7	1	1	49t	2/14	72.1	7	66	22	1	L	17-20
09/21	at Giants	S	37	22	224	59.5	6.1	10.2	1	0	33	2/23	85.9	5	2	4	0	W	22-9
09/28	Ravens	S	37	25	270	67.6	7.3	10.8	4	0	37	1/6	124.8	4	5	4	0	W	37-20
10/06	at Jaguars	S	41	29	318	70.7	7.8	11.0	1	1	34	0/0	91.3	6	60	15	1	L	28-31
10/12	Lions	S	30	22	257	73.3	8.6	11.7	3	0	30	3/14	132.2	10	32	11	1	W	30-17
10/19	Raiders	S	35	26	286	74.3	8.2	11.0	3	0	44	1/4	126.6	4	28	10	0	W	31-0
10/27	Commanders	S	34	25	299	73.5	8.8	12.0	3	2	38	3/15	104.9	4	30	15	0	W	28-7
11/02	at Bills	S	34	15	250	44.1	7.4	16.7	0	1	40	3/24	57.2	1	5	5	0	L	21-28
11/16	at Broncos	S	45	29	276	64.4	6.1	9.5	1	1	61	3/27	79.5	1	3	3	0	L	19-22
11/23	Colts	S	46	29	352	63.0	7.7	12.1	0	1	47	4/6	77.4	4	30	13	0	W	23-20+
11/27	at Cowboys	S	34	23	261	67.6	7.7	11.3	4	0	42	3/18	129.7	3	30	16	0	L	28-31
12/07	Texans	S	33	14	160	42.4	4.8	11.4	0	3	35	2/12	19.8	7	59	15	0	L	10-20
2025 TOTALS		**13-13**	**474**	**299**	**3,398**	**63.1**	**7.2**	**11.4**	**22**	**10**	**61**	**29/172**	**91.2**	**62**	**407**	**22**	**4**	**6-7**	

+ - Overtime

2017 GAME-BY-GAME POSTSEASON STATISTICS (CHIEFS)

			PASSING											RUSHING					
DATE	OPPONENT	P/S	ATT	CMP	YDS	PCT	Y/A	Y/C	TD	INT	LG	SK/YD	RATE	ATT	YDS	LG	TD	W/L	SCORE
01/06	Titans								DID NOT PLAY									L	21-22
2017 TOTALS		**0-0**	**0**	**0**	**0**	**0.0**	**0.0**	**0.0**	**0**	**0**	**0**	**0/0**	**0.0**	**0**	**0**	**0**	**0**	**0-1**	

2018 GAME-BY-GAME POSTSEASON STATISTICS (CHIEFS)

			PASSING											RUSHING					
DATE	OPPONENT	P/S	ATT	CMP	YDS	PCT	Y/A	Y/C	TD	INT	LG	SK/YD	RATE	ATT	YDS	LG	TD	W/L	SCORE
01/12	Colts	S	41	27	278	65.9	6.8	10.3	0	0	34	4/25	85.2	3	8	4t	1	W	31-13
01/20	Patriots	S	31	16	295	51.6	9.5	18.4	3	0	54	4/46	117.0	2	11	9	0	L	31-37+
2018 TOTALS		**2-2**	**72**	**43**	**573**	**59.7**	**8.0**	**13.3**	**3**	**0**	**54**	**8/71**	**98.9**	**5**	**19**	**9**	**1**	**1-1**	

+ - Overtime

2019 GAME-BY-GAME POSTSEASON STATISTICS (CHIEFS)

			PASSING											RUSHING					
DATE	OPPONENT	P/S	ATT	CMP	YDS	PCT	Y/A	Y/C	TD	INT	LG	SK/YD	RATE	ATT	YDS	LG	TD	W/L	SCORE
01/12	Texans	S	35	23	321	65.7	9.2	14.0	5	0	48	0/0	134.6	7	53	21	0	W	51-31
01/19	Titans	S	36	23	294	63.9	8.2	12.8	3	0	60t	2/2	117.1	7	54	27t	1	W	35-24
02/02	49ers	S	41	26	286	63.4	7.0	11.0	2	2	44	4/18	79.9	10	29	13	1	W	31-20
2019 TOTALS		**3-3**	**112**	**72**	**901**	**64.3**	**8.0**	**12.5**	**10**	**2**	**60T**	**6/20**	**111.5**	**24**	**136**	**27T**	**2**	**3-0**	

2020 GAME-BY-GAME POSTSEASON STATISTICS (CHIEFS)

			PASSING											RUSHING					
DATE	OPPONENT	P/S	ATT	CMP	YDS	PCT	Y/A	Y/C	TD	INT	LG	SK/YD	RATE	ATT	YDS	LG	TD	W/L	SCORE
01/17	Browns	S	30	21	255	70.0	8.5	12.1	1	0	42	0/0	106.9	3	14	13	1	W	22-17
01/24	Bills	S	38	29	325	76.3	8.6	11.2	3	0	71	1/0	127.6	5	5	9	0	W	38-24
02/07	at Buccaneers	S	49	26	270	53.1	5.5	10.4	0	2	33	3/27	52.3	5	33	11	0	L	9-31
2020 TOTALS		**3-3**	**117**	**76**	**850**	**65.0**	**7.3**	**11.2**	**4**	**2**	**71**	**4/27**	**90.8**	**13**	**52**	**13**	**1**	**2-1**	

2021 GAME-BY-GAME POSTSEASON STATISTICS (CHIEFS)

			PASSING											RUSHING					
DATE	OPPONENT	P/S	ATT	CMP	YDS	PCT	Y/A	Y/C	TD	INT	LG	SK/YD	RATE	ATT	YDS	LG	TD	W/L	SCORE
01/16	Steelers	S	39	30	404	76.9	10.4	13.5	5	1	48t	3/34	138.2	3	29	23	0	W	42-21
01/23	Bills	S	44	33	378	75.0	8.6	11.5	3	0	64t	2/8	123.1	7	69	34	1	W	42-36+
01/30	Bengals	S	39	26	275	66.7	7.1	10.6	3	2	44	4/39	91.3	3	19	11	0	L	24-27+
2021 TOTALS		**3-3**	**122**	**89**	**1,057**	**73.0**	**8.7**	**11.9**	**11**	**3**	**64T**	**9/81**	**118.8**	**13**	**117**	**34**	**1**	**2-1**	

+ - Overtime

2022 GAME-BY-GAME POSTSEASON STATISTICS (CHIEFS)

			PASSING											RUSHING					
DATE	OPPONENT	P/S	ATT	CMP	YDS	PCT	Y/A	Y/C	TD	INT	LG	SK/YD	RATE	ATT	YDS	LG	TD	W/L	SCORE
01/21	Jaguars	S	30	22	195	73.3	6.5	8.9	2	0	27	0/0	112.5	3	8	5	0	W	27-20
01/29	Bengals	S	43	29	326	67.4	7.6	11.2	2	0	29	3/11	105.4	3	8	5	0	W	23-20
02/12	at Eagles	S	27	21	182	77.8	6.7	8.7	3	0	22	0/0	131.8	6	44	26	0	W	38-35
2022 TOTALS		**3-3**	**100**	**72**	**703**	**72.0**	**7.0**	**9.8**	**7**	**0**	**29**	**3/11**	**114.7**	**12**	**60**	**26**	**0**	**3-0**	

2023 GAME-BY-GAME POSTSEASON STATISTICS (CHIEFS)

			PASSING											RUSHING					
DATE	OPPONENT	P/S	ATT	CMP	YDS	PCT	Y/A	Y/C	TD	INT	LG	SK/YD	RATE	ATT	YDS	LG	TD	W/L	SCORE
01/13	Dolphins	S	41	23	262	56.1	6.4	11.4	1	0	39	0/0	83.6	2	41	28	0	W	26-7
01/21	at Bills	S	23	17	215	73.9	9.3	12.6	2	0	32	0/0	131.6	6	19	24	0	W	27-24
01/28	at Ravens	S	39	30	241	76.9	6.2	8.0	1	0	32	2/11	100.5	6	15	11	0	W	17-10
02/11	49ers	S	46	34	333	73.9	7.2	9.8	2	1	52	3/8	99.3	9	66	22	0	W	25-22+
2023 TOTALS		**4-4**	**149**	**104**	**1,051**	**69.8**	**7.1**	**10.1**	**6**	**1**	**52**	**5/19**	**100.3**	**23**	**141**	**28**	**0**	**4-0**	

+ - Overtime

2024 GAME-BY-GAME POSTSEASON STATISTICS (CHIEFS)

			PASSING											RUSHING					
DATE	OPPONENT	P/S	ATT	CMP	YDS	PCT	Y/A	Y/C	TD	INT	LG	SK/YD	RATE	ATT	YDS	LG	TD	W/L	SCORE
01/18	Texans	S	25	16	177	64.0	7.1	11.1	1	0	49	3/15	98.2	7	14	15	0	W	23-14
01/26	Bills	S	26	18	245	69.2	9.4	13.6	1	0	31	2/12	111.9	11	43	12	2	W	32-29
02/09	at Eagles	S	32	21	257	65.6	8.0	12.2	3	2	50t	6/31	95.4	4	25	8	0	L	22-40
2024 TOTALS		**3-3**	**83**	**55**	**679**	**66.3**	**8.2**	**12.3**	**5**	**2**	**50T**	**11/58**	**101.4**	**22**	**82**	**15**	**2**	**2-1**	

PATRICK MAHOMES' COLLEGE PASSING STATISTICS

DATE	TEAM	GP	GS	ATT.	CMP.	PCT.	YDS	AVG.	TD	INT.	LG	SK	LST
2014	Texas Tech	7	4	185	105	56.8	1,547	8.4	16	4	82	9	56
2015	Texas Tech	13	13	573	364	63.5	4,653	8.1	36	15	90	27	166
2016	Texas Tech	12	12	591	388	65.7	5,052	8.5	41	10	81	27	244
TOTALS		**32**	**29**	**1,349**	**857**	**63.5**	**11,252**	**8.3**	**93**	**29**	**90**	**63**	**466**

PATRICK MAHOMES' COLLEGE RUSHING STATISTICS

DATE	TEAM	NO.	YDS.	AVG.	LG	TD
2014	Texas Tech	46	104	2.3	14	0
2015	Texas Tech	131	456	3.5	25	10
2016	Texas Tech	131	260	2.0	32	12
TOTALS		**308**	**820**	**2.7**	**32**	**22**

PATRICK MAHOMES' COLLEGE PASSING/RUSHING STATISTICS

				PASSING										RUSHING				
DATE	TEAM	GP	GS	ATT.	CMP.	PCT.	YDS	AVG.	TD	INT.	LG	SK	LST	NO.	YDS.	AVG.	LG	TD
2014	Texas Tech	7	4	185	105	56.8	1,547	8.4	16	4	82	9	56	46	104	2.3	14	0
2015	Texas Tech	13	13	573	364	63.5	4,653	8.1	36	15	90	27	166	131	456	3.5	25	10
2016	Texas Tech	12	12	591	388	65.7	5,052	8.5	41	10	81	27	244	131	260	2.0	32	12
TOTALS		**32**	**29**	**1,349**	**857**	**63.5**	**11,252**	**8.3**	**93**	**29**	**90**	**63**	**466**	**308**	**820**	**2.7**	**32**	**22**

COLLEGE 2014 GAME-BY-GAME STATISTICS (TEXAS TECH)

			PASSING										RUSHING					
DATE	OPPONENT	P/S	ATT	CMP	YDS	PCT	Y/A	Y/C	TD	INT	LG	SK/YD	ATT	YDS	LG	TD	W/L	SCORE
09/24	at Oklahoma St.	P	5	2	20	40.0	4.0	10.0	1	1	16	2/11	7	16	14	0	L	35-45
10/03	at Kansas St.	P	7	5	54	71.4	7.7	10.8	0	0	19	1/8	2	1	9	0	L	13-45
10/24	at TCU	P	11	5	45	45.5	4.1	9.0	1	1	18	0/0	7	18	11	0	L	27-82
10/31	Texas	S	21	13	109	61.9	5.2	8.4	0	0	15	1/2	2	-2	0	0	L	13-34
11/14	Oklahoma	S	50	27	393	54.0	7.9	14.6	4	0	59	2/17	8	12	14	0	L	30-42
11/21	at Iowa St.	S	35	23	328	65.7	9.4	14.3	4	1	82	2/15	11	32	9	0	W	34-31
11/28	Baylor	S	56	30	598	53.6	10.7	19.9	6	1	49	1/3	9	27	9	0	L	46-48
2014 TOTALS		**7-4**	**185**	**105**	**1,547**	**56.8**	**8.4**	**14.7**	**16**	**4**	**82**	**9/56**	**46**	**104**	**14**	**0**	**1-6**	

COLLEGE 2015 GAME-BY-GAME STATISTICS (TEXAS TECH)

			PASSING										RUSHING					
DATE	OPPONENT	P/S	ATT	CMP	YDS	PCT	Y/A	Y/C	TD	INT	LG	SK/YD	ATT	YDS	LG	TD	W/L	SCORE
09/04	Sam Houston	S	53	33	425	62.3	8.0	12.9	4	1	64	0/0	5	48	24	0	W	59-45
09/11	UTEP	S	33	18	361	54.5	10.9	20.1	4	0	60	0/0	6	23	12	2	W	69-20
09/18	at Arkansas	S	30	26	243	86.7	8.1	9.3	1	2	27	0/0	10	58	21	2	W	35-24
09/25	TCU	S	45	25	392	55.6	8.7	15.7	2	0	59	1/2	8	36	15	1	L	52-55
10/02	at Baylor	S	50	32	415	64.0	8.3	13.0	3	2	55	0/0	2	39	25	1	L	35-63
10/09	Iowa St.	S	46	33	428	71.7	9.3	13.0	5	0	75	1/7	3	1	7	0	W	66-31
10/16	at Kansas	S	50	29	354	58.0	7.1	12.2	1	1	45	5/28	13	29	10	0	W	30-20
10/23	at Oklahoma	S	40	26	233	65.0	5.8	9.0	1	4	23	4/25	15	47	20	1	L	27-63
10/30	Oklahoma St.	S	55	38	480	69.1	8.7	12.6	4	2	90	2/8	11	46	12	1	L	53-70
11/06	at West Virginia	S	34	21	196	61.8	5.8	9.3	3	1	32	2/11	18	73	12	0	L	26-31
11/13	Kansas St.	S	42	33	384	78.6	9.1	11.6	3	0	53	2/22	11	14	7	1	W	59-44
11/25	at Texas	S	39	22	372	56.4	9.5	16.9	1	1	65	4/20	16	70	17	1	W	48-45
12/28	LSU	S	56	28	370	50.0	6.6	13.2	4	1	46	6/43	13	-28	12	0	L	27-56
2015 TOTALS		**13-13**	**573**	**364**	**4,653**	**63.5**	**8.1**	**12.8**	**36**	**15**	**90**	**27/166**	**131**	**456**	**25**	**10**	**7-6**	

COLLEGE 2016 GAME-BY-GAME STATISTICS (TEXAS TECH)

			PASSING										RUSHING					
DATE	OPPONENT	P/S	ATT	CMP	YDS	PCT	Y/A	Y/C	TD	INT	LG	SK/YD	ATT	YDS	LG	TD	W/L	SCORE
09/03	SFA	S	43	30	483	69.8	11.2	16.1	4	0	59	0/0	10	57	12	2	W	69-17
09/10	at Arizona St.	S	53	38	540	71.7	10.2	14.2	5	2	75	2/9	11	44	27	1	L	55-68
09/17	Louisiana Tech	S	36	26	470	72.2	13.1	18.1	5	0	64	2/20	12	37	21	1	W	59-45
09/29	Kansas	S	34	27	277	79.4	8.1	10.3	4	1	34	3/32	8	27	32	0	W	55-19
10/08	at Kansas St.	S	62	45	504	72.6	8.1	11.2	2	1	61	3/33	9	-3	16	3	L	38-44
10/15	West Virginia	S	44	28	305	63.6	6.9	10.9	1	1	44	4/47	13	-10	10	0	L	17-48
10/22	Oklahoma	S	88	52	734	59.1	8.3	14.1	5	1	56	1/2	12	85	22	2	L	59-66
10/29	at TCU	S	39	24	206	61.5	5.3	8.6	2	1	33	4/24	20	14	15	1	W	27-24+
11/05	Texas	S	59	36	367	61.0	6.2	10.2	3	1	31	3/38	15	-16	8	0	L	37-45
11/12	at Oklahoma St.	S	51	34	361	66.7	7.1	10.6	3	0	33	2/14	15	33	12	2	L	44-45
11/19	at Iowa St.	S	36	18	219	50.0	6.1	12.2	1	2	34	1/9	2	-2	7	0	L	10-66
11/25	Baylor	S	46	30	586	65.2	12.7	19.5	6	0	81	2/16	4	-6	9	0	W	54-35
2016 TOTALS		**12-12**	**591**	**388**	**5,052**	**65.7**	**8.5**	**13.0**	**41**	**10**	**81**	**27/244**	**131**	**260**	**32**	**12**	**5-7**	

+ - Overtime

COOPER MCDONALD

LINEBACKER #59

TCU

ROOKIE

HEIGHT:	6'3"
WEIGHT:	240 LBS
HOW ACQUIRED:	CFA-25
BIRTHDAY:	8/7/01

- McDonald enters his first season with the Chiefs in 2025.
- Originally entered the NFL as an undrafted free agent with the Kansas City Chiefs in 2025.

Transactions: Originally entered the NFL as an undrafted free agent with the Kansas City Chiefs in 2025.

COLLEGE

Spent one season at TCU (2024) after spending two seasons at San Diego State (2022-23) and two at Washington (2020-21) ... Appeared in 47 games (33 starts) while recording 134 tackles (74 solo), 17.5 tackles for loss, 7.0 sacks, 19 quarterback hits, seven passes defensed, one forced fumble and two fumble recoveries.

PERSONAL

- District 4-5A Division II Defensive MVP at Northwest (Texas).
- Honorable mention all-state as senior at Northwest.

COOPER MCDONALD'S NFL REGULAR SEASON DEFENSIVE STATISTICS

				TACKLES								INTERCEPTIONS					O. FUMB				ST					MISC	
DATE	TEAM	GP	GS	TK	S	A	TFL	YDS	SK	YDS	QBH	NO	YDS	LG	TD	PD	FF	FR	TD	YDS	TK	S	A	FF	FR	S	A
2025	Chiefs	13	0	1	1	0	0	0	0.0	0.0	0	0	0	0	0	0	0	0	0	0	14	6	8	0	0	0	0
NFL TOTALS		**13**	**0**	**1**	**1**	**0**	**0**	**0**	**0.0**	**0.0**	**0**	**0**	**0**	**0**	**0**	**0**	**0**	**0**	**0**	**0**	**14**	**6**	**8**	**0**	**0**	**0**	**0**

SINGLE-GAME HIGHS: DEFENSIVE

Total Tackles 1 vs. Las Vegas, Oct 19, 2025

Solo Tackles 1 vs. Las Vegas, Oct 19, 2025

Special Teams Tackles 3 vs. Indianapolis, Nov 23, 2025
3 vs. Detroit, Oct 12, 2025
2 at Dallas, Nov 27, 2025
1 vs. Washington, Oct 27, 2025
1 vs. Las Vegas, Oct 19, 2025
...3 more at 1.

2025 GAME-BY-GAME REGULAR-SEASON STATISTICS (CHIEFS)

			TACKLES								INTERCEPTIONS					O. FUMB				ST					MISC			
DATE	OPPONENT	P/S	TK	S	A	SK	YDS	TFL	YDS	QBH	NO	YDS	LG	TD	PD	FF	FR	TD	YDS	TK	S	A	FF	FR	S	A	W/L	SCORE
09/05	at Chargers	P	0	0	0	0.0	0.0	0	0	0	0	0	0	0	0	0	0	0	0	1	0	1	0	0	0	0	L	21-27
09/14	Eagles	P	0	0	0	0.0	0.0	0	0	0	0	0	0	0	0	0	0	0	0	0	0	0	0	0	0	0	L	17-20
09/21	at Giants	P	0	0	0	0.0	0.0	0	0	0	0	0	0	0	0	0	0	0	0	1	0	1	0	0	0	0	W	22-9
09/28	Ravens	P	0	0	0	0.0	0.0	0	0	0	0	0	0	0	0	0	0	0	0	1	1	0	0	0	0	0	W	37-20
10/06	at Jaguars	P	0	0	0	0.0	0.0	0	0	0	0	0	0	0	0	0	0	0	0	0	0	0	0	0	0	0	L	28-31
10/12	Lions	P	0	0	0	0.0	0.0	0	0	0	0	0	0	0	0	0	0	0	0	3	1	2	0	0	0	0	W	30-17
10/19	Raiders	P	1	1	0	0.0	0.0	0	0	0	0	0	0	0	0	0	0	0	0	1	1	0	0	0	0	0	W	31-0
10/27	Commanders	P	0	0	0	0.0	0.0	0	0	0	0	0	0	0	0	0	0	0	0	1	0	1	0	0	0	0	W	28-7
11/02	at Bills	P	0	0	0	0.0	0.0	0	0	0	0	0	0	0	0	0	0	0	0	0	0	0	0	0	0	0	L	21-28
11/16	at Broncos	P	0	0	0	0.0	0.0	0	0	0	0	0	0	0	0	0	0	0	0	0	0	0	0	0	0	0	L	19-22
11/23	Colts	P	0	0	0	0.0	0.0	0	0	0	0	0	0	0	0	0	0	0	0	3	1	2	0	0	0	0	W	23-20+
11/27	at Cowboys	P	0	0	0	0.0	0.0	0	0	0	0	0	0	0	0	0	0	0	0	2	1	1	0	0	0	0	L	28-31
12/07	Texans	P	0	0	0	0.0	0.0	0	0	0	0	0	0	0	0	0	0	0	0	1	1	0	0	0	0	0	L	10-20
2025 TOTALS		**13-0**	**1**	**1**	**0**	**0.0**	**0.0**	**0**	**0**	**0**	**0**	**0**	**0**	**0**	**0**	**0**	**0**	**0**	**0**	**14**	**6**	**8**	**0**	**0**	**0**	**0**	**6-7**	

+ - Overtime

COOPER MCDONALD'S COLLEGE DEFENSIVE STATISTICS

				TACKLES								INTERCEPTIONS					O. FUMB				ST					MISC	
DATE	TEAM	GP	GS	TK	S	A	TFL	YDS	SK	YDS	QBH	NO	YDS	LG	TD	PD	FF	FR	TD	YDS	TK	S	A	FF	FR	S	A
2020	Washington	3	0	2	1	1	0.0	0.0	0.0	0.0	0	0	0	0	0	1	0	0	0	0	0	0	0	0	0	0	0
2021	Washington	12	10	26	18	8	5.5	17.0	1.5	6.0	2	0	0	0	0	0	0	0	0	0	0	0	0	0	0	0	0
2022	San Diego St.	12	6	41	26	15	5.0	24.0	2.0	14.0	8	0	0	0	0	2	0	2	0	2	0	0	0	0	0	0	0
2023	San Diego St.	12	12	40	18	22	3.0	5.0	0.5	1.0	7	0	0	0	0	3	0	0	0	0	0	0	0	0	0	0	0
2024	TCU	8	5	25	11	14	4.0	30.0	3.0	27.0	2	0	0	0	0	1	1	0	0	0	0	0	0	0	0	0	0
TOTALS		**47**	**33**	**134**	**74**	**60**	**17.5**	**76.0**	**7.0**	**48.0**	**19**	**0**	**0**	**0**	**0**	**7**	**1**	**2**	**0**	**2**	**0**	**0**	**0**	**0**	**0**	**0**	**0**

COLLEGE 2020 GAME-BY-GAME STATISTICS (WASHINGTON)

			TACKLES								INTERCEPTIONS					O. FUMB				ST					MISC			
DATE	OPPONENT	P/S	TK	S	A	SK	YDS	TFL	YDS	QBH	NO	YDS	LG	TD	PD	FF	FR	TD	YDS	TK	S	A	FF	FR	S	A	W/L	SCORE
11/14	Oregon St.	P	1	1	0	0.0	0.0	0.0	0.0	0	0	0	0	0	0	0	0	0	0	0	0	0	0	0	0	0	W	27-21
11/21	Arizona	P	1	0	1	0.0	0.0	0.0	0.0	0	0	0	0	0	1	0	0	0	0	0	0	0	0	0	0	0	W	44-27
11/28	Utah	P	0	0	0	0.0	0.0	0.0	0.0	0	0	0	0	0	0	0	0	0	0	0	0	0	0	0	0	0	W	24-21
2020 TOTALS		**3-0**	**2**	**1**	**1**	**0.0**	**0.0**	**0.0**	**0.0**	**0**	**0**	**0**	**0**	**0**	**1**	**0**	**0**	**0**	**0**	**0**	**0**	**0**	**0**	**0**	**0**	**3-0**	

COLLEGE 2021 GAME-BY-GAME STATISTICS (WASHINGTON)

			TACKLES								INTERCEPTIONS					O. FUMB				ST					MISC			
DATE	OPPONENT	P/S	TK	S	A	SK	YDS	TFL	YDS	QBH	NO	YDS	LG	TD	PD	FF	FR	TD	YDS	TK	S	A	FF	FR	S	A	W/L	SCORE
09/04	Montana	S	2	2	0	1.0	4.0	1.0	4.0	0	0	0	0	0	0	0	0	0	0	0	0	0	0	0	0	0	L	7-13
09/11	at Michigan	S	3	1	2	0.0	0.0	0.0	0.0	1	0	0	0	0	0	0	0	0	0	0	0	0	0	0	0	0	L	10-31
09/18	Arkansas St.	S	0	0	0	0.0	0.0	0.0	0.0	0	0	0	0	0	0	0	0	0	0	0	0	0	0	0	0	0	W	52-3
09/25	California	S	2	2	0	0.0	0.0	0.0	0.0	0	0	0	0	0	0	0	0	0	0	0	0	0	0	0	0	0	W	31-24
10/02	at Oregon St.	S	2	2	0	0.0	0.0	0.0	0.0	1	0	0	0	0	0	0	0	0	0	0	0	0	0	0	0	0	L	24-27
10/16	UCLA	S	6	4	2	0.0	0.0	1.0	1.0	0	0	0	0	0	0	0	0	0	0	0	0	0	0	0	0	0	L	17-24
10/22	at Arizona	S	3	2	1	0.0	0.0	1.0	1.0	0	0	0	0	0	0	0	0	0	0	0	0	0	0	0	0	0	W	21-16
10/30	at Stanford	S	3	2	1	0.5	2.0	1.5	9.0	0	0	0	0	0	0	0	0	0	0	0	0	0	0	0	0	0	W	20-13
11/06	Oregon	P	1	0	1	0.0	0.0	0.0	0.0	0	0	0	0	0	0	0	0	0	0	0	0	0	0	0	0	0	L	16-26
11/13	Arizona St.	S	0	0	0	0.0	0.0	0.0	0.0	0	0	0	0	0	0	0	0	0	0	0	0	0	0	0	0	0	L	30-35
11/20	at Colorado	S	1	1	0	0.0	0.0	0.0	0.0	0	0	0	0	0	0	0	0	0	0	0	0	0	0	0	0	0	L	17-20
11/26	Washington St.	P	3	2	1	0.0	0.0	1.0	2.0	0	0	0	0	0	0	0	0	0	0	0	0	0	0	0	0	0	L	13-40
2021 TOTALS		**12-10**	**26**	**18**	**8**	**1.5**	**6.0**	**5.5**	**17.0**	**2**	**0**	**0**	**0**	**0**	**0**	**0**	**0**	**0**	**0**	**0**	**0**	**0**	**0**	**0**	**0**	**4-8**	

COLLEGE 2022 GAME-BY-GAME STATISTICS (SAN DIEGO ST.)

			TACKLES								INTERCEPTIONS					O. FUMB				ST					MISC			
DATE	OPPONENT	P/S	TK	S	A	SK	YDS	TFL	YDS	QBH	NO	YDS	LG	TD	PD	FF	FR	TD	YDS	TK	S	A	FF	FR	S	A	W/L	SCORE
09/03	Arizona	S	6	3	3	0.0	0.0	1.0	3.0	1	0	0	0	0	0	0	0	0	0	0	0	0	0	0	0	0	L	20-38
09/10	Idaho St.	S	2	2	0	0.0	0.0	0.0	0.0	0	0	0	0	0	0	0	0	0	0	0	0	0	0	0	0	0	W	38-7
09/17	at Utah	S	1	1	0	0.0	0.0	0.0	0.0	0	0	0	0	0	0	0	0	0	0	0	0	0	0	0	0	0	L	7-35
09/24	Toledo	S	4	3	1	0.0	0.0	0.0	0.0	2	0	0	0	0	0	0	1	0	2	0	0	0	0	0	0	0	W	17-14
09/30	at Boise St.	S	5	4	1	0.0	0.0	0.0	0.0	0	0	0	0	0	1	0	0	0	0	0	0	0	0	0	0	0	L	13-35
10/08	Hawaii	S	1	0	1	0.0	0.0	0.5	3.0	1	0	0	0	0	0	0	1	0	0	0	0	0	0	0	0	0	W	16-14
10/22	at Nevada	P	0	0	0	0.0	0.0	0.0	0.0	0	0	0	0	0	0	0	0	0	0	0	0	0	0	0	0	0	W	23-7
10/29	at Fresno St.	P	6	5	1	0.0	0.0	0.0	0.0	1	0	0	0	0	1	0	0	0	0	0	0	0	0	0	0	0	L	28-32
11/05	UNLV	P	7	4	3	0.0	0.0	0.5	1.0	0	0	0	0	0	0	0	0	0	0	0	0	0	0	0	0	0	W	14-10
11/12	San Jose St.	P	7	3	4	1.0	7.0	2.0	10.0	2	0	0	0	0	0	0	0	0	0	0	0	0	0	0	0	0	W	43-27
11/18	at New Mexico	P	2	1	1	1.0	7.0	1.0	7.0	1	0	0	0	0	0	0	0	0	0	0	0	0	0	0	0	0	W	34-10
11/26	Air Force	P	0	0	0	0.0	0.0	0.0	0.0	0	0	0	0	0	0	0	0	0	0	0	0	0	0	0	0	0	L	3-13
12/24	Middle Tenn.													DID NOT PLAY													L	23-25
2022 TOTALS		**12-6**	**41**	**26**	**15**	**2.0**	**14.0**	**5.0**	**24.0**	**8**	**0**	**0**	**0**	**0**	**2**	**0**	**2**	**0**	**2**	**0**	**0**	**0**	**0**	**0**	**0**	**7-6**	

COLLEGE 2023 GAME-BY-GAME STATISTICS (SAN DIEGO ST.)

			TACKLES								INTERCEPTIONS					O. FUMB				ST					MISC			
DATE	OPPONENT	P/S	TK	S	A	SK	YDS	TFL	YDS	QBH	NO	YDS	LG	TD	PD	FF	FR	TD	YDS	TK	S	A	FF	FR	S	A	W/L	SCORE
08/26	Ohio	S	3	2	1	0.5	1.0	0.5	1.0	2	0	0	0	0	0	0	0	0	0	0	0	0	0	0	0	0	W	20-13
09/02	Idaho St.	S	1	1	0	0.0	0.0	0.0	0.0	0	0	0	0	0	1	0	0	0	0	0	0	0	0	0	0	0	W	36-28
09/09	UCLA	S	3	1	2	0.0	0.0	0.0	0.0	0	0	0	0	0	1	0	0	0	0	0	0	0	0	0	0	0	L	10-35
09/16	at Oregon St.	S	2	0	2	0.0	0.0	0.0	0.0	1	0	0	0	0	1	0	0	0	0	0	0	0	0	0	0	0	L	9-26
09/22	Boise St.	S	6	5	1	0.0	0.0	0.0	0.0	1	0	0	0	0	0	0	0	0	0	0	0	0	0	0	0	0	L	31-34
09/30	at Air Force	S	2	0	2	0.0	0.0	0.0	0.0	0	0	0	0	0	0	0	0	0	0	0	0	0	0	0	0	0	L	10-49
10/14	at Hawaii	S	2	1	1	0.0	0.0	0.0	0.0	2	0	0	0	0	0	0	0	0	0	0	0	0	0	0	0	0	W	41-34
10/21	Nevada	S	6	3	3	0.0	0.0	0.5	0.0	0	0	0	0	0	0	0	0	0	0	0	0	0	0	0	0	0	L	0-6
11/04	Utah St.	S	8	2	6	0.0	0.0	1.0	2.0	0	0	0	0	0	0	0	0	0	0	0	0	0	0	0	0	0	L	24-32+
11/11	at Colorado St.	S	2	1	1	0.0	0.0	0.0	0.0	0	0	0	0	0	0	0	0	0	0	0	0	0	0	0	0	0	L	19-22
11/18	at San Jose St.	S	2	1	1	0.0	0.0	1.0	2.0	1	0	0	0	0	0	0	0	0	0	0	0	0	0	0	0	0	L	13-24
11/25	Fresno St.	S	3	1	2	0.0	0.0	0.0	0.0	0	0	0	0	0	0	0	0	0	0	0	0	0	0	0	0	0	W	33-18
2023 TOTALS		**12-12**	**40**	**18**	**22**	**0.5**	**1.0**	**3.0**	**5.0**	**7**	**0**	**0**	**0**	**0**	**3**	**0**	**0**	**0**	**0**	**0**	**0**	**0**	**0**	**0**	**0**	**4-8**	

+ - Overtime

COLLEGE 2024 GAME-BY-GAME STATISTICS (TCU)

			TACKLES								INTERCEPTIONS					O. FUMB				ST					MISC			
DATE	OPPONENT	P/S	TK	S	A	SK	YDS	TFL	YDS	QBH	NO	YDS	LG	TD	PD	FF	FR	TD	YDS	TK	S	A	FF	FR	S	A	W/L	SCORE
08/30	at Stanford	P	4	1	3	0.5	4.0	0.5	4.0	1	0	0	0	0	0	0	0	0	0	0	0	0	0	0	0	0	W	34-27
09/07	LIU	S	4	1	3	0.0	0.0	1.0	3.0	0	0	0	0	0	0	0	0	0	0	0	0	0	0	0	0	0	W	45-0
09/14	UCF	S	4	1	3	0.0	0.0	0.0	0.0	0	0	0	0	0	1	0	0	0	0	0	0	0	0	0	0	0	L	34-35
09/21	at SMU	S	3	1	2	0.0	0.0	0.0	0.0	0	0	0	0	0	0	0	0	0	0	0	0	0	0	0	0	0	L	42-66
09/28	at Kansas	S	3	2	1	1.0	12.0	1.0	12.0	0	0	0	0	0	0	0	0	0	0	0	0	0	0	0	0	0	W	38-27
10/04	Houston	S	4	4	0	1.0	6.0	1.0	6.0	0	0	0	0	0	0	1	0	0	0	0	0	0	0	0	0	0	L	19-30
10/19	at Utah										DID NOT PLAY																W	13-7
10/26	Texas Tech										DID NOT PLAY																W	35-34
11/02	at Baylor										DID NOT PLAY																L	34-37
11/09	Oklahoma St.										DID NOT PLAY																W	38-13
11/23	Arizona	P	2	1	1	0.5	5.0	0.5	5.0	1	0	0	0	0	0	0	0	0	0	0	0	0	0	0	0	0	W	49-28
11/30	at Cincinnati	P	1	0	1	0.0	0.0	0.0	0.0	0	0	0	0	0	0	0	0	0	0	0	0	0	0	0	0	0	W	20-13
12/28	Louisiana										DID NOT PLAY																W	34-3
2024 TOTALS		**8-5**	**25**	**11**	**14**	**3.0**	**27.0**	**4.0**	**30.0**	**2**	**0**	**0**	**0**	**0**	**1**	**1**	**0**	**0**	**0**	**0**	**0**	**0**	**0**	**0**	**0**	**0**	**9-4**	

TRENT MCDUFFIE

'23 AP 1ST TEAM '24 AP 2ND TEAM

22 23

CORNERBACK #22

WASHINGTON

4TH YEAR IN THE NFL

4TH YEAR WITH THE CHIEFS

HEIGHT: 5'11"
WEIGHT: 193 LBS
HOW ACQUIRED: D1A-22
BIRTHDAY: 9/13/00

- McDuffie enters his fourth season with the Chiefs in 2025.
- Originally entered the NFL as the first of two first-round picks (21st overall) by the Kansas City Chiefs in the 2022 NFL Draft.

Career Highlights:

- In 2024, recorded his first career interception at Cleveland in Week 15 and his second career interception the following week against the Texans.
- Tied for the second-most sacks for a cornerback in NFL history in a player's first two seasons (4.0).
- Tied for the third-most sacks by a cornerback in Chiefs history and holds the Chiefs record for most sacks by a cornerback in a player's first two seasons (2022-23) (4.0).
- Recorded 10 quarterback pressures in his first two seasons (2022-23), the second-most in NFL history for a defensive back.

Honors:

- 2023 (first-team) and 2024 (second-team) AP All-Pro selection.

Transactions:

Originally entered the NFL as the first of two first-round picks (21st overall) by the Kansas City Chiefs in the 2022 NFL Draft.

COLLEGE

Three-year letterwinner at Washington ... Played 28 games, logging 94 tackles (71 solo), two interceptions, 10 passes defensed, three forced fumbles and three fumble recoveries ... Named to the 2021 All-Pac-12 first-team and 2020 All-Pac-12 second-team ... Named the team's Most Outstanding Defensive Player at the postseason awards banquet.

PERSONAL

- Spent three years on varsity at St. John Bosco (Calif.).
- As a senior, led St. John Bosco to a 13-1 overall record and advanced to the championship game of the CIF Southern Section Division 1 playoffs in 2018.
- Returned a blocked punt for a TD in the title game.
- Finished the year ranked No. 3 in the nation by USA Today.
- Named to USA Today's All-California second-team following his senior season, as well as All-CIF Southern Section in 2018 and CalHiSports.com All-State second-team.
- In 2017, team went 12-3 and made it to the CIF-SS Division I championship game.
- Ranked No. 3 in the country following the 2017 season.
- As a sophomore, helped the Braves to a 13-2 mark, the Southern Section Division 1 championship and a win over De La Salle in the Open Division state championship.
- Finished the 2016 season ranked No. 2 in the nation.
- Chosen to play in the All-American Bowl following his senior year.

TRENT MCDUFFIE'S NFL REGULAR SEASON DEFENSIVE STATISTICS

				TACKLES								INTERCEPTIONS					O. FUMB				ST					MISC	
DATE	TEAM	GP	GS	TK	S	A	TFL	YDS	SK	YDS	QBH	NO	YDS	LG	TD	PD	FF	FR	TD	YDS	TK	S	A	FF	FR	S	A
2022	Chiefs	11	11	44	28	16	1	2	1.0	12.0	1	0	0	0	0	7	1	0	0	0	0	0	0	0	0	0	0
2023	Chiefs	16	16	80	60	20	3	15	3.0	24.0	9	0	0	0	0	7	5	0	0	0	0	0	0	0	0	0	0
2024	Chiefs	16	16	59	45	14	6	12	0.5	0.0	4	2	0	0	0	13	1	0	0	0	0	0	0	0	0	0	0
2025	Chiefs	13	13	63	45	18	2	8	1.0	3.0	1	1	2	2	0	7	1	0	0	0	0	0	0	0	0	0	0
NFL TOTALS		**56**	**56**	**246**	**178**	**68**	**12**	**37**	**5.5**	**39.0**	**15**	**3**	**2**	**2**	**0**	**34**	**8**	**0**	**0**	**0**	**0**	**0**	**0**	**0**	**0**	**0**	**0**

TRENT MCDUFFIE'S NFL POSTSEASON DEFENSIVE STATISTICS

				TACKLES								INTERCEPTIONS					O. FUMB				ST					MISC	
DATE	TEAM	GP	GS	TK	S	A	TFL	YDS	SK	YDS	QBH	NO	YDS	LG	TD	PD	FF	FR	TD	YDS	TK	S	A	FF	FR	S	A
2022	Chiefs	3	3	15	13	2	1	0	0.0	0.0	0	0	0	0	0	3	1	0	0	0	0	0	0	0	0	0	0
2023	Chiefs	4	4	12	8	4	2	10	0.0	0.0	2	0	0	0	0	7	0	1	0	0	0	0	0	0	0	0	0
2024	Chiefs	3	3	13	10	3	0	0	0.0	0.0	0	0	0	0	0	3	0	0	0	0	0	0	0	0	0	0	0
NFL TOTALS		**10**	**10**	**40**	**31**	**9**	**3**	**10**	**0.0**	**0.0**	**2**	**0**	**0**	**0**	**0**	**13**	**1**	**1**	**0**	**0**	**0**	**0**	**0**	**0**	**0**	**0**	**0**

SINGLE-GAME HIGHS: DEFENSIVE

Total Tackles
12 at Buffalo, Nov 02, 2025
11 vs. Miami, Nov 05, 2023
8 vs. Detroit, Sep 07, 2023
7 at Dallas, Nov 27, 2025
7 at Las Vegas, Jan 07, 2023
...2 more at 7.

Solo Tackles
8 vs. Miami, Nov 05, 2023
6 at Minnesota, Oct 08, 2023
6 vs. Detroit, Sep 07, 2023
6 at Las Vegas, Jan 07, 2023
5 vs. Indianapolis, Nov 23, 2025
...6 more at 5.

Sacks
2.0 vs. Philadelphia, Nov 20, 2023
1.0 at Buffalo, Nov 02, 2025
1.0 vs. Buffalo, Dec 10, 2023
1.0 vs. Denver, Jan 01, 2023
0.5 at Carolina, Nov 24, 2024

Passes Defensed
3 at Jacksonville, Oct 06, 2025
3 at Cleveland, Dec 15, 2024
3 at Minnesota, Oct 08, 2023
2 vs. L.A. Chargers, Dec 08, 2024
...2 more at 2.

Forced Fumbles
1 at Dallas, Nov 27, 2025
1 at Pittsburgh, Dec 25, 2024
1 vs. Philadelphia, Nov 20, 2023
...5 more at 1.

Tackles For Loss
2 vs. Houston, Dec 21, 2024
2 vs. Philadelphia, Nov 20, 2023
1 at Buffalo, Nov 02, 2025
1 at Cleveland, Dec 15, 2024
...5 more at 1.

Interceptions
1 at Jacksonville, Oct 06, 2025
1 vs. Houston, Dec 21, 2024
1 at Cleveland, Dec 15, 2024

Interception Return Yards
2 at Jacksonville, Oct 06, 2025

SINGLE-GAME HIGHS – POSTSEASON: DEFENSIVE

Total Tackles
6 vs. Cincinnati, Jan 29, 2023
5 at Philadelphia, Feb 09, 2025
5 at Philadelphia, Feb 12, 2023
4 vs. Buffalo, Jan 26, 2025
4 vs. Houston, Jan 18, 2025
...3 more at 4.

Solo Tackles
6 vs. Cincinnati, Jan 29, 2023
4 at Philadelphia, Feb 09, 2025
4 at Philadelphia, Feb 12, 2023
3 vs. Buffalo, Jan 26, 2025
3 vs. Houston, Jan 18, 2025
...2 more at 3.

Passes Defensed
3 vs. Houston, Jan 18, 2025
3 vs. San Francisco, Feb 11, 2024
2 at Baltimore, Jan 28, 2024
2 vs. Miami, Jan 13, 2024
...1 more at 2.

Fumble Recoveries
1 at Baltimore, Jan 28, 2024

Tackles For Loss
1 at Buffalo, Jan 21, 2024
1 vs. Miami, Jan 13, 2024
1 vs. Cincinnati, Jan 29, 2023

2022 GAME-BY-GAME REGULAR-SEASON STATISTICS (CHIEFS)

			TACKLES								INTERCEPTIONS					O. FUMB				ST					MISC			
DATE	OPPONENT	P/S	TK	S	A	SK	YDS	TFL	YDS	QBH	NO	YDS	LG	TD	PD	FF	FR	TD	YDS	TK	S	A	FF	FR	S	A	W/L	SCORE
09/11	at Cardinals	S	1	1	0	0.0	0.0	0	0	0	0	0	0	0	0	0	0	0	0	0	0	0	0	0	0	0	W	44-21
09/15	Chargers										RESERVE/INJURED																W	27-24
09/25	at Colts										RESERVE/INJURED																L	17-20
10/02	at Buccaneers										RESERVE/INJURED																W	41-31
10/10	Raiders										RESERVE/INJURED																W	30-29
10/16	Bills										RESERVE/INJURED																L	20-24
10/23	at 49ers										RESERVE/INJURED																W	44-23
11/06	Titans	S	2	1	1	0.0	0.0	0	0	0	0	0	0	0	1	0	0	0	0	0	0	0	0	0	0	0	W	20-17+
11/13	Jaguars	S	7	4	3	0.0	0.0	1	2	0	0	0	0	0	2	0	0	0	0	0	0	0	0	0	0	0	W	27-17
11/20	at Chargers	S	6	3	3	0.0	0.0	0	0	0	0	0	0	0	0	0	0	0	0	0	0	0	0	0	0	0	W	30-27
11/27	Rams	S	2	2	0	0.0	0.0	0	0	0	0	0	0	0	2	0	0	0	0	0	0	0	0	0	0	0	W	26-10
12/04	at Bengals	S	6	4	2	0.0	0.0	0	0	0	0	0	0	0	0	0	0	0	0	0	0	0	0	0	0	0	L	24-27
12/11	at Broncos	S	0	0	0	0.0	0.0	0	0	0	0	0	0	0	1	0	0	0	0	0	0	0	0	0	0	0	W	34-28
12/18	at Texans	S	1	1	0	0.0	0.0	0	0	0	0	0	0	0	0	0	0	0	0	0	0	0	0	0	0	0	W	30-24+
12/24	Seahawks	S	5	2	3	0.0	0.0	0	0	0	0	0	0	0	0	0	0	0	0	0	0	0	0	0	0	0	W	24-10
01/01	Broncos	S	7	4	3	1.0	12.0	0	0	1	0	0	0	0	0	1	0	0	0	0	0	0	0	0	0	0	W	27-24
01/07	at Raiders	S	7	6	1	0.0	0.0	0	0	0	0	0	0	0	1	0	0	0	0	0	0	0	0	0	0	0	W	31-13
2022 TOTALS		**11-11**	**44**	**28**	**16**	**1.0**	**12.0**	**1**	**2**	**1**	**0**	**0**	**0**	**0**	**7**	**1**	**0**	**0**	**0**	**0**	**0**	**0**	**0**	**0**	**0**	**0**	**14-3**	

+ - Overtime

2023 GAME-BY-GAME REGULAR-SEASON STATISTICS (CHIEFS)

			TACKLES								INTERCEPTIONS					O. FUMB				ST					MISC			
DATE	OPPONENT	P/S	TK	S	A	SK	YDS	TFL	YDS	QBH	NO	YDS	LG	TD	PD	FF	FR	TD	YDS	TK	S	A	FF	FR	S	A	W/L	SCORE
09/07	Lions	S	8	6	2	0.0	0.0	0	0	0	0	0	0	0	0	1	0	0	0	0	0	0	0	0	0	0	L	20-21
09/17	at Jaguars	S	3	0	3	0.0	0.0	0	0	1	0	0	0	0	1	0	0	0	0	0	0	0	0	0	0	0	W	17-9
09/24	Bears	S	5	3	2	0.0	0.0	0	0	0	0	0	0	0	0	1	0	0	0	0	0	0	0	0	0	0	W	41-10
10/01	at Jets	S	6	5	1	0.0	0.0	0	0	0	0	0	0	0	0	0	0	0	0	0	0	0	0	0	0	0	W	23-20
10/08	at Vikings	S	6	6	0	0.0	0.0	0	0	3	0	0	0	0	3	0	0	0	0	0	0	0	0	0	0	0	W	27-20
10/12	Broncos	S	2	2	0	0.0	0.0	0	0	0	0	0	0	0	0	1	0	0	0	0	0	0	0	0	0	0	W	19-8
10/22	Chargers	S	5	5	0	0.0	0.0	0	0	0	0	0	0	0	0	0	0	0	0	0	0	0	0	0	0	0	W	31-17
10/29	at Broncos	S	5	4	1	0.0	0.0	0	0	1	0	0	0	0	0	0	0	0	0	0	0	0	0	0	0	0	L	9-24
11/05	Dolphins	S	11	8	3	0.0	0.0	0	0	0	0	0	0	0	0	1	0	0	0	0	0	0	0	0	0	0	W	21-14
11/20	Eagles	S	4	4	0	2.0	16.0	2	7	1	0	0	0	0	1	1	0	0	0	0	0	0	0	0	0	0	L	17-21
11/26	at Raiders	S	2	2	0	0.0	0.0	0	0	1	0	0	0	0	1	0	0	0	0	0	0	0	0	0	0	0	W	31-17
12/03	at Packers	S	5	2	3	0.0	0.0	0	0	0	0	0	0	0	0	0	0	0	0	0	0	0	0	0	0	0	L	19-27
12/10	Bills	S	6	3	3	1.0	8.0	1	8	1	0	0	0	0	1	0	0	0	0	0	0	0	0	0	0	0	L	17-20
12/17	at Patriots	S	1	1	0	0.0	0.0	0	0	0	0	0	0	0	0	0	0	0	0	0	0	0	0	0	0	0	W	27-17
12/25	Raiders	S	5	4	1	0.0	0.0	0	0	1	0	0	0	0	0	0	0	0	0	0	0	0	0	0	0	0	L	14-20
12/31	Bengals	S	6	5	1	0.0	0.0	0	0	0	0	0	0	0	0	0	0	0	0	0	0	0	0	0	0	0	W	25-17
01/07	at Chargers										DID NOT PLAY																W	13-12
2023 TOTALS		**16-16**	**80**	**60**	**20**	**3.0**	**24.0**	**3**	**15**	**9**	**0**	**0**	**0**	**0**	**7**	**5**	**0**	**0**	**0**	**0**	**0**	**0**	**0**	**0**	**0**	**0**	**11-6**	

2024 GAME-BY-GAME REGULAR-SEASON STATISTICS (CHIEFS)

			TACKLES								INTERCEPTIONS					O. FUMB				ST					MISC			
DATE	OPPONENT	P/S	TK	S	A	SK	YDS	TFL	YDS	QBH	NO	YDS	LG	TD	PD	FF	FR	TD	YDS	TK	S	A	FF	FR	S	A	W/L	SCORE
09/05	Ravens	S	4	3	1	0.0	0.0	0	0	0	0	0	0	0	0	0	0	0	0	0	0	0	0	0	0	0	W	27-20
09/15	Bengals	S	4	4	0	0.0	0.0	0	0	0	0	0	0	0	1	0	0	0	0	0	0	0	0	0	0	0	W	26-25
09/22	at Falcons	S	1	0	1	0.0	0.0	0	0	0	0	0	0	0	0	0	0	0	0	0	0	0	0	0	0	0	W	22-17
09/29	at Chargers	S	6	3	3	0.0	0.0	1	1	1	0	0	0	0	1	0	0	0	0	0	0	0	0	0	0	0	W	17-10
10/07	Saints	S	5	3	2	0.0	0.0	0	0	0	0	0	0	0	1	0	0	0	0	0	0	0	0	0	0	0	W	26-13
10/20	at 49ers	S	2	1	1	0.0	0.0	1	1	1	0	0	0	0	1	0	0	0	0	0	0	0	0	0	0	0	W	28-18
10/27	at Raiders	S	4	2	2	0.0	0.0	0	0	1	0	0	0	0	0	0	0	0	0	0	0	0	0	0	0	0	W	27-20
11/04	Buccaneers	S	2	1	1	0.0	0.0	0	0	0	0	0	0	0	1	0	0	0	0	0	0	0	0	0	0	0	W	30-24+
11/10	Broncos	S	6	5	1	0.0	0.0	1	1	0	0	0	0	0	0	0	0	0	0	0	0	0	0	0	0	0	W	16-14
11/17	at Bills	S	1	1	0	0.0	0.0	0	0	0	0	0	0	0	0	0	0	0	0	0	0	0	0	0	0	0	L	21-30
11/24	at Panthers	S	4	3	1	0.5	0.0	0	0	1	0	0	0	0	1	0	0	0	0	0	0	0	0	0	0	0	W	30-27
11/29	Raiders	S	4	4	0	0.0	0.0	0	0	0	0	0	0	0	0	0	0	0	0	0	0	0	0	0	0	0	W	19-17
12/08	Chargers	S	3	3	0	0.0	0.0	0	0	0	0	0	0	0	2	0	0	0	0	0	0	0	0	0	0	0	W	19-17
12/15	at Browns	S	4	4	0	0.0	0.0	1	6	0	1	0	0	0	3	0	0	0	0	0	0	0	0	0	0	0	W	21-7
12/21	Texans	S	5	4	1	0.0	0.0	2	3	0	1	0	0	0	1	0	0	0	0	0	0	0	0	0	0	0	W	27-19
12/25	at Steelers	S	4	4	0	0.0	0.0	0	0	0	0	0	0	0	1	1	0	0	0	0	0	0	0	0	0	0	W	29-10
01/05	at Broncos										INACTIVE																L	0-38
2024 TOTALS		**16-16**	**59**	**45**	**14**	**0.5**	**0.0**	**6**	**12**	**4**	**2**	**0**	**0**	**0**	**13**	**1**	**0**	**0**	**0**	**0**	**0**	**0**	**0**	**0**	**0**	**0**	**15-2**	

+ - Overtime

2025 GAME-BY-GAME REGULAR-SEASON STATISTICS (CHIEFS)

			TACKLES								INTERCEPTIONS					O. FUMB				ST					MISC			
DATE	OPPONENT	P/S	TK	S	A	SK	YDS	TFL	YDS	QBH	NO	YDS	LG	TD	PD	FF	FR	TD	YDS	TK	S	A	FF	FR	S	A	W/L	SCORE
09/05	at Chargers	S	5	4	1	0.0	0.0	0	0	0	0	0	0	0	1	0	0	0	0	0	0	0	0	0	0	0	L	21-27
09/14	Eagles	S	3	3	0	0.0	0.0	0	0	0	0	0	0	0	1	0	0	0	0	0	0	0	0	0	0	0	L	17-20
09/21	at Giants	S	4	3	1	0.0	0.0	0	0	0	0	0	0	0	0	0	0	0	0	0	0	0	0	0	0	0	W	22-9
09/28	Ravens	S	5	4	1	0.0	0.0	0	0	0	0	0	0	0	1	0	0	0	0	0	0	0	0	0	0	0	W	37-20
10/06	at Jaguars	S	3	1	2	0.0	0.0	0	0	0	1	2	2	0	3	0	0	0	0	0	0	0	0	0	0	0	L	28-31
10/12	Lions	S	6	5	1	0.0	0.0	0	0	0	0	0	0	0	0	0	0	0	0	0	0	0	0	0	0	0	W	30-17
10/19	Raiders	S	6	4	2	0.0	0.0	0	0	0	0	0	0	0	0	0	0	0	0	0	0	0	0	0	0	0	W	31-0
10/27	Commanders	S	3	3	0	0.0	0.0	0	0	0	0	0	0	0	0	0	0	0	0	0	0	0	0	0	0	0	W	28-7
11/02	at Bills	S	12	5	7	1.0	3.0	1	3	1	0	0	0	0	0	0	0	0	0	0	0	0	0	0	0	0	L	21-28
11/16	at Broncos	S	3	3	0	0.0	0.0	1	5	0	0	0	0	0	0	0	0	0	0	0	0	0	0	0	0	0	L	19-22
11/23	Colts	S	5	5	0	0.0	0.0	0	0	0	0	0	0	0	1	0	0	0	0	0	0	0	0	0	0	0	W	23-20+
11/27	at Cowboys	S	7	4	3	0.0	0.0	0	0	0	0	0	0	0	0	1	0	0	0	0	0	0	0	0	0	0	L	28-31
12/07	Texans	S	1	1	0	0.0	0.0	0	0	0	0	0	0	0	0	0	0	0	0	0	0	0	0	0	0	0	L	10-20
2025 TOTALS		**13-13**	**63**	**45**	**18**	**1.0**	**3.0**	**2**	**8**	**1**	**1**	**2**	**2**	**0**	**7**	**1**	**0**	**0**	**0**	**0**	**0**	**0**	**0**	**0**	**0**	**0**	**6-7**	

+ - Overtime

2022 GAME-BY-GAME POSTSEASON STATISTICS (CHIEFS)

			TACKLES								INTERCEPTIONS					O. FUMB				ST					MISC			
DATE	OPPONENT	P/S	TK	S	A	SK	YDS	TFL	YDS	QBH	NO	YDS	LG	TD	PD	FF	FR	TD	YDS	TK	S	A	FF	FR	S	A	W/L	SCORE
01/21	Jaguars	S	4	3	1	0.0	0.0	0	0	0	0	0	0	0	1	0	0	0	0	0	0	0	0	0	0	0	W	27-20
01/29	Bengals	S	6	6	0	0.0	0.0	1	0	0	0	0	0	0	2	0	0	0	0	0	0	0	0	0	0	0	W	23-20
02/12	at Eagles	S	5	4	1	0.0	0.0	0	0	0	0	0	0	0	0	1	0	0	0	0	0	0	0	0	0	0	W	38-35
2022 TOTALS		**3-3**	**15**	**13**	**2**	**0.0**	**0.0**	**1**	**0**	**0**	**0**	**0**	**0**	**0**	**3**	**1**	**0**	**0**	**0**	**0**	**0**	**0**	**0**	**0**	**0**	**0**	**3-0**	

2023 GAME-BY-GAME POSTSEASON STATISTICS (CHIEFS)

			TACKLES								INTERCEPTIONS					O. FUMB				ST					MISC			
DATE	OPPONENT	P/S	TK	S	A	SK	YDS	TFL	YDS	QBH	NO	YDS	LG	TD	PD	FF	FR	TD	YDS	TK	S	A	FF	FR	S	A	W/L	SCORE
01/13	Dolphins	S	4	3	1	0.0	0.0	1	6	0	0	0	0	0	2	0	0	0	0	0	0	0	0	0	0	0	W	26-7
01/21	at Bills	S	4	2	2	0.0	0.0	1	4	0	0	0	0	0	0	0	0	0	0	0	0	0	0	0	0	0	W	27-24
01/28	at Ravens	S	1	1	0	0.0	0.0	0	0	0	0	0	0	0	2	0	1	0	0	0	0	0	0	0	0	0	W	17-10
02/11	49ers	S	3	2	1	0.0	0.0	0	0	2	0	0	0	0	3	0	0	0	0	0	0	0	0	0	0	0	W	25-22+
2023 TOTALS		**4-4**	**12**	**8**	**4**	**0.0**	**0.0**	**2**	**10**	**2**	**0**	**0**	**0**	**0**	**7**	**0**	**1**	**0**	**0**	**0**	**0**	**0**	**0**	**0**	**0**	**0**	**4-0**	

+ - Overtime

2024 GAME-BY-GAME POSTSEASON STATISTICS (CHIEFS)

			TACKLES								INTERCEPTIONS					O. FUMB				ST					MISC			
DATE	OPPONENT	P/S	TK	S	A	SK	YDS	TFL	YDS	QBH	NO	YDS	LG	TD	PD	FF	FR	TD	YDS	TK	S	A	FF	FR	S	A	W/L	SCORE
01/18	Texans	S	4	3	1	0.0	0.0	0	0	0	0	0	0	0	3	0	0	0	0	0	0	0	0	0	0	0	W	23-14
01/26	Bills	S	4	3	1	0.0	0.0	0	0	0	0	0	0	0	0	0	0	0	0	0	0	0	0	0	0	0	W	32-29
02/09	at Eagles	S	5	4	1	0.0	0.0	0	0	0	0	0	0	0	0	0	0	0	0	0	0	0	0	0	0	0	L	22-40
2024 TOTALS		**3-3**	**13**	**10**	**3**	**0.0**	**0.0**	**0**	**0**	**0**	**0**	**0**	**0**	**0**	**3**	**0**	**0**	**0**	**0**	**0**	**0**	**0**	**0**	**0**	**0**	**0**	**2-1**	

TRENT MCDUFFIE'S COLLEGE DEFENSIVE STATISTICS

				TACKLES								INTERCEPTIONS					O. FUMB				ST					MISC	
DATE	TEAM	GP	GS	TK	S	A	TFL	YDS	SK	YDS	QBH	NO	YDS	LG	TD	PD	FF	FR	TD	YDS	TK	S	A	FF	FR	S	A
2019	Washington	13	11	45	37	8	0.0	0.0	0.0	0.0	0	1	29	29	0	2	2	3	0	0	0	0	0	0	0	0	0
2020	Washington	4	4	14	9	5	0.5	0.0	0.0	0.0	0	1	0	0	0	0	1	0	0	0	0	0	0	0	0	0	0
2021	Washington	12	11	35	25	10	4.0	12.0	1.0	4.0	0	0	0	0	0	6	0	0	0	0	0	0	0	0	0	0	0
TOTALS		**29**	**26**	**94**	**71**	**23**	**4.5**	**12.0**	**1.0**	**4.0**	**0**	**2**	**29**	**29**	**0**	**8**	**3**	**3**	**0**	**0**	**0**	**0**	**0**	**0**	**0**	**0**	**0**

COLLEGE 2019 GAME-BY-GAME STATISTICS (WASHINGTON)

			TACKLES								INTERCEPTIONS					O. FUMB				ST					MISC			
DATE	OPPONENT	P/S	TK	S	A	SK	YDS	TFL	YDS	QBH	NO	YDS	LG	TD	PD	FF	FR	TD	YDS	TK	S	A	FF	FR	S	A	W/L	SCORE
08/31	Eastern Wash.	P	2	1	1	0.0	0.0	0.0	0.0	0	0	0	0	0	0	0	0	0	0	0	0	0	0	0	0	0	W	47-14
09/07	California	P	0	0	0	0.0	0.0	0.0	0.0	0	0	0	0	0	0	0	0	0	0	0	0	0	0	0	0	0	L	19-20
09/14	Hawaii	S	2	2	0	0.0	0.0	0.0	0.0	0	0	0	0	0	0	0	0	0	0	0	0	0	0	0	0	0	W	52-20
09/21	at BYU	S	4	4	0	0.0	0.0	0.0	0.0	0	0	0	0	0	0	1	1	0	0	0	0	0	0	0	0	0	W	45-19
09/28	Southern California	S	9	6	3	0.0	0.0	0.0	0.0	0	0	0	0	0	0	0	0	0	0	0	0	0	0	0	0	0	W	28-14
10/05	at Stanford	S	5	4	1	0.0	0.0	0.0	0.0	0	0	0	0	0	0	0	0	0	0	0	0	0	0	0	0	0	L	13-23
10/12	at Arizona	S	3	3	0	0.0	0.0	0.0	0.0	0	0	0	0	0	0	0	1	0	0	0	0	0	0	0	0	0	W	51-27
10/19	Oregon	S	5	5	0	0.0	0.0	0.0	0.0	0	0	0	0	0	0	0	0	0	0	0	0	0	0	0	0	0	L	31-35
11/02	Utah	S	3	2	1	0.0	0.0	0.0	0.0	0	0	0	0	0	0	0	1	0	0	0	0	0	0	0	0	0	L	28-33
11/08	at Oregon St.	S	4	4	0	0.0	0.0	0.0	0.0	0	0	0	0	0	1	0	0	0	0	0	0	0	0	0	0	0	W	19-7
11/23	at Colorado	S	2	2	0	0.0	0.0	0.0	0.0	0	0	0	0	0	1	0	0	0	0	0	0	0	0	0	0	0	L	14-20
11/29	Washington St.	S	2	1	1	0.0	0.0	0.0	0.0	0	1	29	29	0	0	1	0	0	0	0	0	0	0	0	0	0	W	31-13
12/21	Boise St.	S	4	3	1	0.0	0.0	0.0	0.0	0	0	0	0	0	0	0	0	0	0	0	0	0	0	0	0	0	W	38-7
2019 TOTALS		**13-11**	**45**	**37**	**8**	**0.0**	**0.0**	**0.0**	**0.0**	**0**	**1**	**29**	**29**	**0**	**2**	**2**	**3**	**0**	**0**	**0**	**0**	**0**	**0**	**0**	**0**	**0**	**8-5**	

COLLEGE 2020 GAME-BY-GAME STATISTICS (WASHINGTON)

			TACKLES								INTERCEPTIONS					O. FUMB				ST					MISC			
DATE	OPPONENT	P/S	TK	S	A	SK	YDS	TFL	YDS	QBH	NO	YDS	LG	TD	PD	FF	FR	TD	YDS	TK	S	A	FF	FR	S	A	W/L	SCORE
11/14	Oregon St.	S	4	3	1	0.0	0.0	0.0	0.0	0	0	0	0	0	0	0	0	0	0	0	0	0	0	0	0	0	W	27-21
11/21	Arizona	S	1	1	0	0.0	0.0	0.0	0.0	0	0	0	0	0	0	0	0	0	0	0	0	0	0	0	0	0	W	44-27
11/28	Utah	S	4	2	2	0.0	0.0	0.5	0.0	0	1	0	0	0	0	0	0	0	0	0	0	0	0	0	0	0	W	24-21
12/05	Stanford	S	5	3	2	0.0	0.0	0.0	0.0	0	0	0	0	0	0	1	0	0	0	0	0	0	0	0	0	0	L	26-31
2020 TOTALS		**4-4**	**14**	**9**	**5**	**0.0**	**0.0**	**0.5**	**0.0**	**0**	**1**	**0**	**0**	**0**	**0**	**1**	**0**	**0**	**0**	**0**	**0**	**0**	**0**	**0**	**0**	**0**	**3-1**	

COLLEGE 2021 GAME-BY-GAME STATISTICS (WASHINGTON)

			TACKLES								INTERCEPTIONS					O. FUMB				ST					MISC			
DATE	OPPONENT	P/S	TK	S	A	SK	YDS	TFL	YDS	QBH	NO	YDS	LG	TD	PD	FF	FR	TD	YDS	TK	S	A	FF	FR	S	A	W/L	SCORE
09/04	Montana	S	2	2	0	0.0	0.0	0.0	0.0	0	0	0	0	0	2	0	0	0	0	0	0	0	0	0	0	0	L	7-13
09/11	at Michigan	S	6	4	2	0.0	0.0	1.0	4.0	0	0	0	0	0	0	0	0	0	0	0	0	0	0	0	0	0	L	10-31
09/18	Arkansas St.	S	1	1	0	0.0	0.0	0.0	0.0	0	0	0	0	0	1	0	0	0	0	0	0	0	0	0	0	0	W	52-3
09/25	California	P	0	0	0	0.0	0.0	0.0	0.0	0	0	0	0	0	0	0	0	0	0	0	0	0	0	0	0	0	W	31-24
10/02	at Oregon St.	S	1	1	0	0.0	0.0	0.0	0.0	0	0	0	0	0	0	0	0	0	0	0	0	0	0	0	0	0	L	24-27
10/16	UCLA	S	3	2	1	0.0	0.0	0.0	0.0	0	0	0	0	0	0	0	0	0	0	0	0	0	0	0	0	0	L	17-24
10/22	at Arizona	S	2	1	1	0.0	0.0	1.0	2.0	0	0	0	0	0	0	0	0	0	0	0	0	0	0	0	0	0	W	21-16
10/30	at Stanford	S	3	1	2	0.0	0.0	0.0	0.0	0	0	0	0	0	0	0	0	0	0	0	0	0	0	0	0	0	W	20-13
11/06	Oregon	S	2	1	1	0.0	0.0	0.0	0.0	0	0	0	0	0	0	0	0	0	0	0	0	0	0	0	0	0	L	16-26
11/13	Arizona St.	S	6	6	0	1.0	4.0	2.0	6.0	0	0	0	0	0	0	0	0	0	0	0	0	0	0	0	0	0	L	30-35
11/20	at Colorado	S	4	2	2	0.0	0.0	0.0	0.0	0	0	0	0	0	1	0	0	0	0	0	0	0	0	0	0	0	L	17-20
11/26	Washington St.	S	5	4	1	0.0	0.0	0.0	0.0	0	0	0	0	0	2	0	0	0	0	0	0	0	0	0	0	0	L	13-40
2021 TOTALS		**12-11**	**35**	**25**	**10**	**1.0**	**4.0**	**4.0**	**12.0**	**0**	**0**	**0**	**0**	**0**	**6**	**0**	**0**	**0**	**0**	**0**	**0**	**0**	**0**	**0**	**0**	**4-8**	

GARDNER MINSHEW

QUARTERBACK #17

WASHINGTON STATE

5TH YEAR IN THE NFL

1ST YEAR WITH THE CHIEFS

HEIGHT:	6'1"
WEIGHT:	225 LBS
HOW ACQUIRED:	FA-25
BIRTHDAY:	5/16/96

- Minshew enters his first season with the Chiefs in 2025.
- Originally entered the NFL as a sixth-round draft pick (178th overall) by the Jacksonville Jaguars in the 2019 NFL Draft.

Transactions: Signed with Kansas City (3/13/25) ... Cut by Las Vegas (3/12/25) ... Signed with Las Vegas (3/13/24) ... Signed with Indianapolis (3/16/23) ... Traded to Philadelphia (8/28/21) ... Originally entered the NFL as a sixth-round draft pick (178th overall) by the Jacksonville Jaguars in the 2019 NFL Draft.

COLLEGE

Spent one season at Washington State in 2018 ... Appeared in all 13 games and completed 468-of-662 passing attempts for 4,779 and 38 touchdowns and rushed for 119 yards on 58 attempts and four touchdowns ... Finished fifth in 2018 Heisman Trophy voting ... Won 2018 Johnny Unitas Golden Arm Award ... Named finalist for Walter Camp Player of the Year and Davey O'Brien Award ... Named Pac-12 Conference Offensive Player of the Year and All-Pac-12 first team ... Second in the country in passing yards (4,779), fourth in passing touchdowns (38) and third in completion percentage (70.7) ... Set Pac-12 Conference and WSU single-season records in passing yards (4,779) and completions (468) ... Spent two seasons at East Carolina (2016-17) ... Appeared in 17 games and completed 293-of-506 passes for 3,487 yards and 24 touchdowns ... Spent one season at Northwest Mississippi CC in 2015 ... Led the Rangers to an 11-1 record and the 2015 NJCAA National Championship ... Completed 223-of-367 passes for 3,288 yards and 28 touchdowns for NWCC during his freshman campaign.

PERSONAL

- Attended Brandon High School in Mississippi.
- Led Brandon High School to a 12-2 record and advanced to the Class 6A South Half championship in 2014.
- Completed 243 passes for 3,541 yards and 31 touchdowns while also rushing for 158 yards and two TDs.
- Finished as one of the metro area's most successful quarterbacks with 11,222 passing yards and 105 total touchdowns.
- Earned selection to all-state and all-metro squads.
- Named the South's Offensive MVP in the 2014 Bernard Blackwell All-Star Game.
- Son of Kim and Flint Minshew.
- Majored in communications.

GARDNER MINSHEW'S NFL REGULAR SEASON PASSING STATISTICS

DATE	TEAM	GP	GS	ATT.	CMP.	PCT.	YDS	AVG.	TD	INT.	LG	SK	LST	RATE
2019	Jaguars	14	12	470	285	60.6	3,271	7.0	21	6	70t	33	184	91.2
2020	Jaguars	9	8	327	216	66.1	2,259	6.9	16	5	51	27	147	95.9
2021	Eagles	4	2	60	41	68.3	439	7.3	4	1	36t	5	31	104.8
2022	Eagles	5	2	76	44	57.9	663	8.7	3	3	78t	6	28	83.4
2023	Colts	17	13	490	305	62.2	3,305	6.7	15	9	75t	34	187	84.6
2024	Raiders	10	9	306	203	66.3	2,013	6.6	9	10	57t	29	164	81.0
2025	Chiefs	2	0	0	0	0.0	0	0.0	0	0	0	0	0	0.0
TOTALS		**61**	**46**	**1,729**	**1,094**	**63.3**	**11,950**	**6.9**	**68**	**34**	**78T**	**134**	**741**	**88.5**

GARDNER MINSHEW'S NFL POSTSEASON PASSING STATISTICS

DATE	TEAM	GP	GS	ATT.	CMP.	PCT.	YDS	AVG.	TD	INT.	LG	SK	LST	RATE
2021	Eagles	0	0	0	0	0.0	0	0.0	0	0	0	0	0	0.0
2022	Eagles	2	0	0	0	0.0	0	0.0	0	0	0	0	0	0.0
TOTALS		**2**	**0**	**0**	**0**	**0.0**	**0**	**0.0**	**0**	**0**	**0**	**0**	**0**	**0.0**

GARDNER MINSHEW'S NFL REGULAR SEASON RUSHING STATISTICS

DATE	TEAM	NO.	YDS.	AVG.	LG	TD
2019	Jaguars	67	344	5.1	21	0
2020	Jaguars	29	153	5.3	16	1
2021	Eagles	9	21	2.3	9	0
2022	Eagles	7	3	0.4	3	1
2023	Colts	34	100	2.9	23	3
2024	Raiders	19	58	3.1	11	0
2025	Chiefs	5	-6	-1.2	0	0
TOTALS		**170**	**673**	**4.0**	**23**	**5**

GARDNER MINSHEW'S NFL POSTSEASON RUSHING STATISTICS

DATE	TEAM	NO.	YDS.	AVG.	LG	TD
2021	Eagles	0	0	0.0	0	0
2022	Eagles	2	-2	-1.0	0	0
TOTALS		**2**	**-2**	**-1.0**	**0**	**0**

GARDNER MINSHEW'S NFL REGULAR SEASON PASSING/RUSHING STATISTICS

				PASSING											RUSHING				
DATE	TEAM	GP	GS	ATT.	CMP.	PCT.	YDS	AVG.	TD	INT.	LG	SK	LST	RATE	NO.	YDS.	AVG.	LG	TD
2019	Jaguars	14	12	470	285	60.6	3,271	7.0	21	6	70t	33	184	91.2	67	344	5.1	21	0
2020	Jaguars	9	8	327	216	66.1	2,259	6.9	16	5	51	27	147	95.9	29	153	5.3	16	1
2021	Eagles	4	2	60	41	68.3	439	7.3	4	1	36t	5	31	104.8	9	21	2.3	9	0
2022	Eagles	5	2	76	44	57.9	663	8.7	3	3	78t	6	28	83.4	7	3	0.4	3	1
2023	Colts	17	13	490	305	62.2	3,305	6.7	15	9	75t	34	187	84.6	34	100	2.9	23	3
2024	Raiders	10	9	306	203	66.3	2,013	6.6	9	10	57t	29	164	81.0	19	58	3.1	11	0
2025	Chiefs	2	0	0	0	0.0	0	0.0	0	0	0	0	0	0.0	5	-6	-1.2	0	0
TOTALS		**61**	**46**	**1,729**	**1,094**	**63.3**	**11,950**	**6.9**	**68**	**34**	**78T**	**134**	**741**	**88.5**	**170**	**673**	**4.0**	**23**	**5**

GARDNER MINSHEW'S NFL POSTSEASON PASSING/RUSHING STATISTICS

				PASSING											RUSHING				
DATE	TEAM	GP	GS	ATT.	CMP.	PCT.	YDS	AVG.	TD	INT.	LG	SK	LST	RATE	NO.	YDS.	AVG.	LG	TD
2021	Eagles	0	0	0	0	0.0	0	0.0	0	0	0	0	0	0.0	0	0	0.0	0	0
2022	Eagles	2	0	0	0	0.0	0	0.0	0	0	0	0	0	0.0	2	-2	-1.0	0	0
TOTALS		**2**	**0**	**0**	**0**	**0.0**	**0**	**0.0**	**0**	**0**	**0**	**0**	**0**	**0.0**	**2**	**-2**	**-1.0**	**0**	**0**

SINGLE-GAME HIGHS: QUARTERBACK

Pass Attempts
55 at Jacksonville, Oct 15, 2023
49 at Houston, Oct 11, 2020
47 vs. Houston, Nov 03, 2019
45 at Tennessee, Sep 20, 2020
44 at Baltimore, Sep 24, 2023
...2 more at 44.

Pass Completions
33 at Jacksonville, Oct 15, 2023
31 at Houston, Oct 11, 2020
30 at Miami, Nov 17, 2024
30 at Baltimore, Sep 15, 2024
30 vs. Miami, Sep 24, 2020
...1 more at 30.

Yards Passing
374 at Carolina, Oct 06, 2019
355 at Dallas, Dec 24, 2022
351 at Cincinnati, Oct 04, 2020
339 at Tennessee, Sep 20, 2020
329 at Jacksonville, Oct 15, 2023

TD Passes
3 vs. Pittsburgh, Dec 16, 2023
3 at Tennessee, Sep 20, 2020
3 vs. Indianapolis, Sep 13, 2020
...2 more at 3.

Long Passes
78t vs. New Orleans, Jan 01, 2023
75t vs. Cleveland, Oct 22, 2023
70t vs. N.Y. Jets, Oct 27, 2019
69 vs. Kansas City, Sep 08, 2019
59t vs. Cleveland, Oct 22, 2023

Completion Percentage
95.0 vs. Indianapolis, Sep 13, 2020
88.0 vs. Kansas City, Sep 08, 2019
82.6 at Houston, Sep 17, 2023
80.0 vs. Kansas City, Oct 27, 2024
80.0 at N.Y. Jets, Dec 05, 2021

Passer Rating
142.3 vs. Indianapolis, Sep 13, 2020
133.7 at N.Y. Jets, Dec 05, 2021
123.4 vs. Pittsburgh, Dec 16, 2023
122.5 vs. Kansas City, Sep 08, 2019
120.8 at Baltimore, Dec 20, 2020

Rush Attempts
9 at Cincinnati, Oct 20, 2019
8 vs. N.Y. Jets, Oct 27, 2019
7 at Atlanta, Dec 22, 2019
7 at Carolina, Oct 06, 2019
6 vs. L.A. Chargers, Dec 08, 2019
...1 more at 6.

Rushing Yards
56 at Houston, Sep 15, 2019
48 at Cincinnati, Oct 20, 2019
42 at Carolina, Oct 06, 2019
36 at Atlanta, Dec 22, 2019
34 vs. Houston, Nov 03, 2019

Rushing Average
6.0 at Carolina, Oct 06, 2019
5.3 at Cincinnati, Oct 20, 2019
5.1 at Atlanta, Dec 22, 2019
3.5 vs. N.Y. Jets, Oct 27, 2019

Longest Runs
23 at Atlanta, Dec 24, 2023
21 at Houston, Sep 15, 2019
20 at Cincinnati, Oct 20, 2019
18 at Houston, Sep 15, 2019
17t vs. Cleveland, Oct 22, 2023
...1 more at 17.

Rushing TDs
2 vs. Cleveland, Oct 22, 2023
1 vs. Tampa Bay, Nov 26, 2023
1 at Dallas, Dec 24, 2022
1 vs. Detroit, Oct 18, 2020

SINGLE-GAME HIGHS – POSTSEASON: QUARTERBACK

Rush Attempts
2 vs. San Francisco, Jan 29, 2023

300-YARD PASSING GAMES (9): REGULAR SEASON

DATE	TEAM	NO.	YDS.	AVG.	LG	TD
10/06/19	at Panthers	26	374	14.4	37t	2
11/03/19	TEXANS	27	309	11.4	31	0
09/20/20	at Titans	30	339	11.3	45	3
10/04/20	at Bengals	27	351	13.0	33	2
10/11/20	at Texans	31	301	9.7	51	2
12/24/22	at Cowboys	24	355	14.8	48	2
10/15/23	at Jaguars	33	329	10.0	45	1
10/22/23	BROWNS	15	305	20.3	75t	2
12/03/23	at Titans	26	312	12.0	55	2

2019 GAME-BY-GAME REGULAR-SEASON STATISTICS (JAGUARS)

			PASSING											RUSHING					
DATE	OPPONENT	P/S	ATT	CMP	YDS	PCT	Y/A	Y/C	TD	INT	LG	SK/YD	RATE	ATT	YDS	LG	TD	W/L	SCORE
09/08	Chiefs	P	25	22	275	88.0	11.0	12.5	2	1	69	1/3	122.5	1	6	6	0	L	26-40
09/15	at Texans	S	33	23	213	69.7	6.5	9.3	1	0	31	4/35	97.2	6	56	21	0	L	12-13
09/19	Titans	S	30	20	204	66.7	6.8	10.2	2	0	37	0/0	108.2	4	18	10	0	W	20-7
09/29	at Broncos	S	33	19	213	57.6	6.5	11.2	2	0	32	5/27	97.2	1	2	2	0	W	26-24
10/06	at Panthers	S	44	26	374	59.1	8.5	14.4	2	0	37t	2/16	101.9	7	42	11	0	L	27-34
10/13	Saints	S	29	14	163	48.3	5.6	11.6	0	1	23	2/12	51.4	2	1	2	0	L	6-13
10/20	at Bengals	S	32	15	255	46.9	8.0	17.0	1	0	47	2/11	84.8	9	48	20	0	W	27-17
10/27	Jets	S	34	22	279	64.7	8.2	12.7	3	0	70t	2/1	119.6	8	28	13	0	W	29-15
11/03	Texans	S	47	27	309	57.4	6.6	11.4	0	2	31	3/8	59.6	4	34	10	0	L	3-26
11/17	at Colts								DID NOT PLAY									L	13-33
11/24	at Titans								DID NOT PLAY									L	20-42
12/01	Buccaneers	P	27	16	147	59.3	5.4	9.2	1	1	30	2/24	71.1	2	8	4	0	L	11-28
12/08	Chargers	S	37	24	162	64.9	4.4	6.8	1	0	22	2/7	83.4	6	31	8	0	L	10-45
12/15	at Raiders	S	29	17	201	58.6	6.9	11.8	2	0	55	2/16	102.8	5	27	11	0	W	20-16
12/22	at Falcons	S	31	13	181	41.9	5.8	13.9	1	0	42t	3/15	72.1	7	36	17	0	L	12-24
12/29	Colts	S	39	27	295	69.2	7.6	10.9	3	1	45	3/9	106.2	5	7	7	0	W	38-20
2019 TOTALS		**14-12**	**470**	**285**	**3,271**	**60.6**	**7.0**	**11.5**	**21**	**6**	**70T**	**33/184**	**91.2**	**67**	**344**	**21**	**0**	**6-10**	

2020 GAME-BY-GAME REGULAR-SEASON STATISTICS (JAGUARS)

			PASSING											RUSHING					
DATE	OPPONENT	P/S	ATT	CMP	YDS	PCT	Y/A	Y/C	TD	INT	LG	SK/YD	RATE	ATT	YDS	LG	TD	W/L	SCORE
09/13	Colts	S	20	19	173	95.0	8.7	9.1	3	0	28	4/23	142.3	5	19	11	0	W	27-20
09/20	at Titans	S	45	30	339	66.7	7.5	11.3	3	2	45	2/24	92.7	4	19	11	0	L	30-33
09/24	Dolphins	S	42	30	275	71.4	6.5	9.2	0	1	24	4/29	79.0	3	22	16	0	L	13-31
10/04	at Bengals	S	40	27	351	67.5	8.8	13.0	2	1	33	3/11	101.1	2	9	7	0	L	25-33
10/11	at Texans	S	49	31	301	63.3	6.1	9.7	2	0	51	3/8	94.0	4	18	11	0	L	14-30
10/18	Lions	S	44	25	243	56.8	5.5	9.7	1	1	51	1/12	70.5	3	14	9	1	L	16-34
10/25	at Chargers	S	27	14	173	51.9	6.4	12.4	2	0	36	5/19	96.7	4	21	10	0	L	29-39
11/08	Texans								INACTIVE									L	25-27
11/15	at Packers								INACTIVE									L	20-24
11/22	Steelers								INACTIVE									L	3-27
11/29	Browns								INACTIVE									L	25-27
12/06	at Vikings								DID NOT PLAY									L	24-27+
12/13	Titans	P	31	18	178	58.1	5.7	9.9	1	0	27	0/0	85.1	2	22	13	0	L	10-31
12/20	at Ravens	S	29	22	226	75.9	7.8	10.3	2	0	28	5/21	120.8	2	9	10	0	L	14-40
12/27	Bears								DID NOT PLAY									L	17-41
01/03	at Colts								DID NOT PLAY									L	14-28
2020 TOTALS		**9-8**	**327**	**216**	**2,259**	**66.1**	**6.9**	**10.5**	**16**	**5**	**51**	**27/147**	**95.9**	**29**	**153**	**16**	**1**	**1-15**	

+ - Overtime

2021 GAME-BY-GAME REGULAR-SEASON STATISTICS (EAGLES)

			PASSING											RUSHING					
DATE	OPPONENT	P/S	ATT	CMP	YDS	PCT	Y/A	Y/C	TD	INT	LG	SK/YD	RATE	ATT	YDS	LG	TD	W/L	SCORE
09/12	at Falcons								INACTIVE									W	32-6
09/19	49ers								INACTIVE									L	11-17
09/27	at Cowboys								INACTIVE									L	21-41
10/03	Chiefs								INACTIVE									L	30-42
10/10	at Panthers								INACTIVE									W	21-18
10/14	Buccaneers								INACTIVE									L	22-28
10/24	at Raiders								INACTIVE									L	22-33
10/31	at Lions	P	2	2	11	100.0	5.5	5.5	0	0	9	0/0	89.6	0	0	0	0	W	44-6
11/07	Chargers								DID NOT PLAY									L	24-27
11/14	at Broncos								DID NOT PLAY									W	30-13
11/21	Saints								DID NOT PLAY									W	40-29
11/28	at Giants								DID NOT PLAY									L	7-13
12/05	at Jets	S	25	20	242	80.0	9.7	12.1	2	0	36t	2/9	133.7	4	11	9	0	W	33-18
12/21	Football Team								DID NOT PLAY									W	27-17
12/26	Giants	P	0	0	0	0.0	0.0	0.0	0	0	0	0/0	0.0	0	0	0	0	W	34-10
01/02	at Football Team								DID NOT PLAY									W	20-16
01/08	Cowboys	S	33	19	186	57.6	5.6	9.8	2	1	36t	3/22	81.1	5	10	4	0	L	26-51
2021 TOTALS		**4-2**	**60**	**41**	**439**	**68.3**	**7.3**	**10.7**	**4**	**1**	**36T**	**5/31**	**104.8**	**9**	**21**	**9**	**0**	**9-8**	

2022 GAME-BY-GAME REGULAR-SEASON STATISTICS (EAGLES)

			PASSING											RUSHING					
DATE	OPPONENT	P/S	ATT	CMP	YDS	PCT	Y/A	Y/C	TD	INT	LG	SK/YD	RATE	ATT	YDS	LG	TD	W/L	SCORE
09/11	at Lions								DID NOT PLAY									W	38-35
09/19	Vikings								DID NOT PLAY									W	24-7
09/25	at Commanders								DID NOT PLAY									W	24-8
10/02	Jaguars								DID NOT PLAY									W	29-21
10/09	at Cardinals								DID NOT PLAY									W	20-17
10/16	Cowboys								DID NOT PLAY									W	26-17
10/30	Steelers	P	2	1	23	50.0	11.5	23.0	0	0	23	0/0	91.7	1	-1	-1	0	W	35-13
11/03	at Texans								DID NOT PLAY									W	29-17
11/14	Commanders								DID NOT PLAY									L	21-32
11/20	at Colts								DID NOT PLAY									W	17-16
11/27	Packers								DID NOT PLAY									W	40-33
12/04	Titans	P	2	1	11	50.0	5.5	11.0	0	0	11	0/0	66.7	0	0	0	0	W	35-10
12/11	at Giants	P	0	0	0	0.0	0.0	0.0	0	0	0	0/0	0.0	1	-1	-1	0	W	48-22
12/18	at Bears								DID NOT PLAY									W	25-20
12/24	at Cowboys	S	40	24	355	60.0	8.9	14.8	2	2	48	0/0	84.9	4	5	3	1	L	34-40
01/01	Saints	S	32	18	274	56.3	8.6	15.2	1	1	78t	6/28	82.0	1	0	0	0	L	10-20
01/08	Giants								DID NOT PLAY									W	22-16
2022 TOTALS		**5-2**	**76**	**44**	**663**	**57.9**	**8.7**	**15.1**	**3**	**3**	**78T**	**6/28**	**83.4**	**7**	**3**	**3**	**1**	**14-3**	

2023 GAME-BY-GAME REGULAR-SEASON STATISTICS (COLTS)

			PASSING											RUSHING					
DATE	OPPONENT	P/S	ATT	CMP	YDS	PCT	Y/A	Y/C	TD	INT	LG	SK/YD	RATE	ATT	YDS	LG	TD	W/L	SCORE
09/10	Jaguars	P	2	0	0	0.0	0.0	0.0	0	0	0	0/0	39.6	0	0	0	0	L	21-31
09/17	at Texans	P	23	19	171	82.6	7.4	9.0	1	0	43	0/0	112.1	2	3	2	0	W	31-20
09/24	at Ravens	S	44	27	227	61.4	5.2	8.4	1	0	34	5/39	82.3	0	0	0	0	W	22-19+
10/01	Rams	P	0	0	0	0.0	0.0	0.0	0	0	0	0/0	0.0	0	0	0	0	L	23-29+
10/08	Titans	P	14	11	155	78.6	11.1	14.1	0	0	27	0/0	112.8	2	1	2	0	W	23-16
10/15	at Jaguars	S	55	33	329	60.0	6.0	10.0	1	3	45	3/19	60.3	2	4	2	0	L	20-37
10/22	Browns	S	23	15	305	65.2	13.3	20.3	2	1	75t	4/17	119.4	3	29	17t	2	L	38-39
10/29	Saints	S	41	23	213	56.1	5.2	9.3	2	1	33t	2/6	76.6	1	3	3	0	L	27-38
11/05	at Panthers	S	26	17	127	65.4	4.9	7.5	1	0	19	1/7	89.7	5	5	7	0	W	27-13
11/12	at Patriots	S	28	18	194	64.3	6.9	10.8	0	1	30	0/0	69.6	2	-1	0	0	W	10-6
11/26	Buccaneers	S	41	24	251	58.5	6.1	10.5	0	1	30	2/12	66.2	3	6	5	1	W	27-20
12/03	at Titans	S	42	26	312	61.9	7.4	12.0	2	0	55	3/12	100.5	3	2	4	0	W	31-28+
12/10	at Bengals	S	39	26	240	66.7	6.2	9.2	1	1	31	3/14	81.1	2	5	6	0	L	14-34
12/16	Steelers	S	28	18	215	64.3	7.7	11.9	3	0	42	3/13	123.4	2	0	1	0	W	30-13
12/24	at Falcons	S	37	20	201	54.1	5.4	10.1	0	1	18	6/31	58.5	4	31	23	0	L	10-29
12/31	Raiders	S	23	15	224	65.2	9.7	14.9	1	0	58t	1/9	111.5	2	3	4	0	W	23-20
01/06	Texans	S	24	13	141	54.2	5.9	10.8	0	0	28	1/8	71.7	1	9	9	0	L	19-23
2023 TOTALS		**17-13**	**490**	**305**	**3,305**	**62.2**	**6.7**	**10.8**	**15**	**9**	**75T**	**34/187**	**84.6**	**34**	**100**	**23**	**3**	**9-8**	

+ - Overtime

2024 GAME-BY-GAME REGULAR-SEASON STATISTICS (RAIDERS)

			PASSING											RUSHING					
DATE	OPPONENT	P/S	ATT	CMP	YDS	PCT	Y/A	Y/C	TD	INT	LG	SK/YD	RATE	ATT	YDS	LG	TD	W/L	SCORE
09/08	at Chargers	S	33	25	257	75.8	7.8	10.3	1	1	33	4/32	95.1	3	5	3	0	L	10-22
09/15	at Ravens	S	38	30	276	78.9	7.3	9.2	1	1	30	5/43	94.7	1	-1	-1	0	W	26-23
09/22	Panthers	S	28	18	214	64.3	7.6	11.9	1	1	54	2/8	84.5	3	14	10	0	L	22-36
09/29	Browns	S	24	14	130	58.3	5.4	9.3	0	0	19	2/14	73.3	2	-2	-1	0	W	20-16
10/06	at Broncos	S	17	12	137	70.6	8.1	11.4	1	2	57t	2/9	74.5	2	22	11	0	L	18-34
10/13	Steelers								DID NOT PLAY									L	13-32
10/20	at Rams	P	34	15	154	44.1	4.5	10.3	0	3	25	2/11	21.0	1	2	2	0	L	15-20
10/27	Chiefs	S	30	24	209	80.0	7.0	8.7	2	0	20	5/14	117.9	2	6	7	0	L	20-27
11/03	at Bengals	S	17	10	124	58.8	7.3	12.4	0	0	23	1/7	81.5	1	0	0	0	L	24-41
11/17	at Dolphins	S	43	30	282	69.8	6.6	9.4	2	1	31	3/14	93.4	2	7	6	0	L	19-34
11/24	Broncos	S	42	25	230	59.5	5.5	9.2	1	1	25	3/12	72.5	2	5	5	0	L	19-29
11/29	at Chiefs								RESERVE/INJURED									L	17-19
12/08	at Buccaneers								RESERVE/INJURED									L	13-28
12/16	Falcons								RESERVE/INJURED									L	9-15
12/22	Jaguars								RESERVE/INJURED									W	19-14
12/29	at Saints								RESERVE/INJURED									W	25-10
01/05	Chargers								RESERVE/INJURED									L	20-34
2024 TOTALS		**10-9**	**306**	**203**	**2,013**	**66.3**	**6.6**	**9.9**	**9**	**10**	**57T**	**29/164**	**81.0**	**19**	**58**	**11**	**0**	**4-13**	

2025 GAME-BY-GAME REGULAR-SEASON STATISTICS (CHIEFS)

			PASSING											RUSHING					
DATE	OPPONENT	P/S	ATT	CMP	YDS	PCT	Y/A	Y/C	TD	INT	LG	SK/YD	RATE	ATT	YDS	LG	TD	W/L	SCORE
09/05	at Chargers								DID NOT PLAY									L	21-27
09/14	Eagles								DID NOT PLAY									L	17-20
09/21	at Giants								DID NOT PLAY									W	22-9
09/28	Ravens	P	0	0	0	0.0	0.0	0.0	0	0	0	0/0	0.0	2	-3	-1	0	W	37-20
10/06	at Jaguars								DID NOT PLAY									L	28-31
10/12	Lions								DID NOT PLAY									W	30-17
10/19	Raiders	P	0	0	0	0.0	0.0	0.0	0	0	0	0/0	0.0	3	-3	-1	0	W	31-0
10/27	Commanders								DID NOT PLAY									W	28-7
11/02	at Bills								DID NOT PLAY									L	21-28
11/16	at Broncos								DID NOT PLAY									L	19-22
11/23	Colts								DID NOT PLAY									W	23-20+
11/27	at Cowboys								DID NOT PLAY									L	28-31
12/07	Texans								DID NOT PLAY									L	10-20
2025 TOTALS		**2-0**	**0**	**0**	**0**	**0.0**	**0.0**	**0.0**	**0**	**0**	**0**	**0/0**	**0.0**	**5**	**-6**	**-1**	**0**	**6-7**	

+ - Overtime

2021 GAME-BY-GAME POSTSEASON STATISTICS (EAGLES)

			PASSING											RUSHING					
DATE	OPPONENT	P/S	ATT	CMP	YDS	PCT	Y/A	Y/C	TD	INT	LG	SK/YD	RATE	ATT	YDS	LG	TD	W/L	SCORE
01/16	at Buccaneers								DID NOT PLAY									L	15-31
2021 TOTALS		**0-0**	**0**	**0**	**0**	**0.0**	**0.0**	**0.0**	**0**	**0**	**0**	**0/0**	**0.0**	**0**	**0**	**0**	**0**	**0-1**	

2022 GAME-BY-GAME POSTSEASON STATISTICS (EAGLES)

			PASSING											RUSHING					
DATE	OPPONENT	P/S	ATT	CMP	YDS	PCT	Y/A	Y/C	TD	INT	LG	SK/YD	RATE	ATT	YDS	LG	TD	W/L	SCORE
01/21	Giants	P	0	0	0	0.0	0.0	0.0	0	0	0	0/0	0.0	0	0	0	0	W	38-7
01/29	49ers	P	0	0	0	0.0	0.0	0.0	0	0	0	0/0	0.0	2	-2	-1	0	W	31-7
02/12	Chiefs								DID NOT PLAY									L	35-38
2022 TOTALS		**2-0**	**0**	**0**	**0**	**0.0**	**0.0**	**0.0**	**0**	**0**	**0**	**0/0**	**0.0**	**2**	**-2**	**-1**	**0**	**2-1**	

GARDNER MINSHEW'S COLLEGE PASSING STATISTICS

DATE	TEAM	GP	GS	ATT.	CMP.	PCT.	YDS	AVG.	TD	INT.	LG	SK	LST
2018	Washington St.	13	13	662	468	70.7	4,779	7.2	38	9	89	13	75
TOTALS		**13**	**13**	**662**	**468**	**70.7**	**4,779**	**7.2**	**38**	**9**	**89**	**13**	**75**

GARDNER MINSHEW'S COLLEGE RUSHING STATISTICS

DATE	TEAM	NO.	YDS.	AVG.	LG	TD
2018	Washington St.	58	119	2.1	12	4
TOTALS		**58**	**119**	**2.1**	**12**	**4**

GARDNER MINSHEW'S COLLEGE PASSING/RUSHING STATISTICS

				PASSING										RUSHING				
DATE	TEAM	GP	GS	ATT.	CMP.	PCT.	YDS	AVG.	TD	INT.	LG	SK	LST	NO.	YDS.	AVG.	LG	TD
2018	Washington St.	13	13	662	468	70.7	4,779	7.2	38	9	89	13	75	58	119	2.1	12	4
TOTALS		**13**	**13**	**662**	**468**	**70.7**	**4,779**	**7.2**	**38**	**9**	**89**	**13**	**75**	**58**	**119**	**2.1**	**12**	**4**

COLLEGE 2018 GAME-BY-GAME STATISTICS (WASHINGTON ST.)

				PASSING										RUSHING					
DATE	OPPONENT	P/S	ATT	CMP	YDS	PCT	Y/A	Y/C	TD	INT	LG	SK/YD	ATT	YDS	LG	TD	W/L	SCORE
08/31	at Wyoming	S	57	38	319	66.7	5.6	8.4	3	1	36	0/0	1	2	2	0	W	41-19
09/08	San Jose St.	S	51	34	414	66.7	8.1	12.2	3	2	39	0/0	9	32	10	1	W	31-0
09/15	Eastern Wash.	S	57	45	470	78.9	8.2	10.4	2	0	26	2/12	3	-4	8	0	W	59-24
09/21	at Southern California	S	52	37	344	71.2	6.6	9.3	3	0	59	1/1	4	8	4	0	L	36-39
09/29	Utah	S	56	31	445	55.4	7.9	14.4	3	1	89	2/19	5	0	10	1	W	28-24
10/06	at Oregon St.	S	40	30	430	75.0	10.8	14.3	5	0	41	0/0	5	6	7	0	W	56-37
10/20	Oregon	S	51	39	323	76.5	6.3	8.3	4	2	37	0/0	0	0	0	0	W	34-20
10/27	at Stanford	S	50	40	438	80.0	8.8	11.0	3	0	54	1/6	4	4	4	0	W	41-38
11/03	California	S	51	35	337	68.6	6.6	9.6	1	1	28	1/6	4	12	12	0	W	19-13
11/09	at Colorado	S	58	35	335	60.3	5.8	9.6	2	0	48	0/0	6	26	10	1	W	31-7
11/17	Arizona	S	55	43	473	78.2	8.6	11.0	7	0	50	2/7	4	6	10	0	W	69-28
11/23	Washington	S	35	26	152	74.3	4.3	5.8	0	2	22	2/17	7	11	8	0	L	15-28
12/28	Iowa St.	S	49	35	299	71.4	6.1	8.5	2	0	23	2/7	6	16	7	1	W	28-26
2018 TOTALS		**13-13**	**662**	**468**	**4,779**	**70.7**	**7.2**	**10.2**	**38**	**9**	**89**	**13/75**	**58**	**119**	**12**	**4**	**11-2**	

ELIJAH MITCHELL

RUNNING BACK #25

LOUISIANA

5TH YEAR IN THE NFL

1ST YEAR WITH THE CHIEFS

HEIGHT: 5'10"
WEIGHT: 200 LBS
HOW ACQUIRED: FA-25
BIRTHDAY: 5/2/98

- Mitchell enters his first season with the Chiefs in 2025.
- Originally entered the NFL as a sixth-round draft pick (194th overall) by the San Francisco 49ers.

Transactions: Signed with Kansas City (3/13/25) ... Originally entered the NFL as a sixth-round draft pick (194th overall) by the San Francisco 49ers.

COLLEGE

Played four seasons at Louisiana (2017-2020) and appeared in 38 games ... Tallied 2,841 yards, 34 rushing touchdowns on 461 carries and 571 receiving yards and four touchdowns on 45 catches ... His 41 rushing scores made him one of five Ragin' Cajuns in program history with more than 40 rushing touchdowns ... Finished his career ranked fifth in career rushing touchdowns (41) and sixth in career rushing yards (3,267) ... Earned first team All-Sun Belt Conference honors in 2020.

PERSONAL

- Rated a two-star running back on Rivals.com, Scout.com and 247Sports.com.
- Posted 1,903 yards and 28 touchdowns his senior year despite only playing in eight games.
- Finished his career as the leading rusher in Bobcats' history with 4,045 yards and 50 touchdowns in three seasons on 457 carries.
- Had a career average of 9.0 yards per carry and a touchdown every nine carries.
- Son of Milton and Penny Mitchell.
- General Studies major.

ELIJAH MITCHELL'S NFL REGULAR SEASON RUSHING/RECEIVING STATISTICS

				RUSHING					RECEIVING				
DATE	TEAM	GP	GS	NO.	YDS.	AVG.	LG	TD	NO.	YDS.	AVG.	LG	TD
2021	49ers	11	10	207	963	4.7	39	5	19	137	7.2	14	1
2022	49ers	5	1	45	279	6.2	37	2	3	7	2.3	5	0
2023	49ers	11	1	75	281	3.7	18	2	6	14	2.3	9	0
2024	49ers	0	0	0	0	0.0	0	0	0	0	0.0	0	0
2025	Chiefs	1	0	0	0	0.0	0	0	0	0	0.0	0	0
NFL TOTALS		**28**	**12**	**327**	**1,523**	**4.7**	**39**	**9**	**28**	**158**	**5.6**	**14**	**1**

ELIJAH MITCHELL'S NFL POSTSEASON RUSHING/RECEIVING STATISTICS

				RUSHING					RECEIVING				
DATE	TEAM	GP	GS	NO.	YDS.	AVG.	LG	TD	NO.	YDS.	AVG.	LG	TD
2021	49ers	3	2	55	169	3.1	16	1	7	57	8.1	21	0
2022	49ers	2	0	23	53	2.3	13	0	2	25	12.5	18	1
2023	49ers	3	0	6	15	2.5	7	1	0	0	0.0	0	0
NFL TOTALS		**8**	**2**	**84**	**237**	**2.8**	**16**	**2**	**9**	**82**	**9.1**	**21**	**1**

ELIJAH MITCHELL'S NFL REGULAR SEASON RETURN STATISTICS

		KICKOFF RETURNS					PUNT RETURNS					
DATE	TEAM	RET.	YDS.	AVG.	LG	TD	NO.	FC	YDS.	AVG.	LG	TD
2021	49ers	0	0	0.0	0	0	0	0	0	0.0	0	0
2022	49ers	0	0	0.0	0	0	0	0	0	0.0	0	0
2023	49ers	0	0	0.0	0	0	0	0	0	0.0	0	0
2024	49ers	0	0	0.0	0	0	0	0	0	0.0	0	0
2025	Chiefs	0	0	0.0	0	0	0	0	0	0.0	0	0
NFL TOTALS		**0**	**0**	**0.0**	**0**	**0**	**0**	**0**	**0**	**0.0**	**0**	**0**

ELIJAH MITCHELL'S NFL POSTSEASON RETURN STATISTICS

		KICKOFF RETURNS					PUNT RETURNS					
DATE	TEAM	RET.	YDS.	AVG.	LG	TD	NO.	FC	YDS.	AVG.	LG	TD
2021	49ers	0	0	0.0	0	0	0	0	0	0.0	0	0
2022	49ers	0	0	0.0	0	0	0	0	0	0.0	0	0
2023	49ers	0	0	0.0	0	0	0	0	0	0.0	0	0
NFL TOTALS		**0**	**0**	**0.0**	**0**	**0**	**0**	**0**	**0**	**0.0**	**0**	**0**

SINGLE-GAME HIGHS: RUSHING/RECEIVING

Rush Attempts
27 vs. Minnesota, Nov 28, 2021
27 vs. L.A. Rams, Nov 15, 2021
22 at Seattle, Dec 05, 2021
21 at L.A. Rams, Jan 09, 2022
21 vs. Houston, Jan 02, 2022

Rushing Yards
137 at Chicago, Oct 31, 2021
133 vs. Minnesota, Nov 28, 2021
119 vs. Houston, Jan 02, 2022
107 vs. Indianapolis, Oct 24, 2021
104 at Detroit, Sep 12, 2021

Rushing Average
7.6 at Chicago, Oct 31, 2021
5.9 vs. Indianapolis, Oct 24, 2021
5.7 vs. Houston, Jan 02, 2022
5.5 at Detroit, Sep 12, 2021
4.9 vs. Minnesota, Nov 28, 2021

Longest Runs
39 at Chicago, Oct 31, 2021
38t at Detroit, Sep 12, 2021
37 vs. Houston, Jan 02, 2022
27 at Chicago, Oct 31, 2021
27 at Chicago, Oct 31, 2021

Rushing TDs
1 at Seattle, Dec 05, 2021
1 vs. Minnesota, Nov 28, 2021
1 at Chicago, Oct 31, 2021
...2 more at 1.

Receptions
5 vs. Minnesota, Nov 28, 2021
5 vs. Arizona, Nov 07, 2021
3 at Seattle, Dec 05, 2021
2 vs. Houston, Jan 02, 2022
2 at Arizona, Oct 10, 2021
...1 more at 2.

Receiving Yards
43 vs. Arizona, Nov 07, 2021
35 vs. Minnesota, Nov 28, 2021
19 at Arizona, Oct 10, 2021
18 at Seattle, Dec 05, 2021
11 vs. Houston, Jan 02, 2022
...1 more at 11.

Receiving Average
8.6 vs. Arizona, Nov 07, 2021
7.0 vs. Minnesota, Nov 28, 2021
6.0 at Seattle, Dec 05, 2021

Longest Receptions
14 at Arizona, Oct 10, 2021
13 vs. Minnesota, Nov 28, 2021
12 vs. Arizona, Nov 07, 2021
11 at Seattle, Dec 05, 2021
11 vs. Arizona, Nov 07, 2021
...1 more at 11.

Receiving TDs
1 vs. Houston, Jan 02, 2022

All-Purpose Yards
168 vs. Minnesota, Nov 28, 2021
137 at Chicago, Oct 31, 2021
130 vs. Houston, Jan 02, 2022
107 vs. Indianapolis, Oct 24, 2021
104 at Detroit, Sep 12, 2021

Most TDs
1 vs. Houston, Jan 02, 2022
1 at Seattle, Dec 05, 2021
1 vs. Minnesota, Nov 28, 2021
...3 more at 1.

SINGLE-GAME HIGHS – POSTSEASON: RUSHING/RECEIVING

Rush Attempts
27 at Dallas, Jan 16, 2022
17 at Green Bay, Jan 22, 2022
11 at L.A. Rams, Jan 30, 2022

Rushing Yards
96 at Dallas, Jan 16, 2022
53 at Green Bay, Jan 22, 2022
20 at L.A. Rams, Jan 30, 2022

Rushing Average
3.6 at Dallas, Jan 16, 2022
3.1 at Green Bay, Jan 22, 2022
1.8 at L.A. Rams, Jan 30, 2022

Longest Runs
16 at Dallas, Jan 16, 2022
13 at Dallas, Jan 16, 2022
9 at L.A. Rams, Jan 30, 2022
9 at Dallas, Jan 16, 2022
8 at Green Bay, Jan 22, 2022

Rushing TDs
1 at Dallas, Jan 16, 2022

Receptions
3 at L.A. Rams, Jan 30, 2022
3 at Green Bay, Jan 22, 2022
1 at Dallas, Jan 16, 2022

Receiving Yards
50 at L.A. Rams, Jan 30, 2022
18 at Green Bay, Jan 22, 2022

Receiving Average
16.7 at L.A. Rams, Jan 30, 2022
6.0 at Green Bay, Jan 22, 2022

Longest Receptions
21 at L.A. Rams, Jan 30, 2022
18 at L.A. Rams, Jan 30, 2022
16 at Green Bay, Jan 22, 2022
11 at L.A. Rams, Jan 30, 2022
3 at Green Bay, Jan 22, 2022

All-Purpose Yards
85 at Dallas, Jan 16, 2022
71 at Green Bay, Jan 22, 2022
70 at L.A. Rams, Jan 30, 2022

Most TDs
1 at Dallas, Jan 16, 2022

100-YARD RUSHING GAMES (5): REGULAR SEASON

DATE	TEAM	ATT.	YDS.	AVG.	LG	TD
09/12/21	at Lions	19	104	5.5	38t	1
10/24/21	COLTS	18	107	5.9	20	1
10/31/21	at Bears	18	137	7.6	39	1
11/28/21	VIKINGS	27	133	4.9	15	1
01/02/22	TEXANS	21	119	5.7	37	0

2021 GAME-BY-GAME REGULAR-SEASON STATISTICS (49ERS)

			RUSHING					RECEIVING						
DATE	OPPONENT	P/S	NO.	YDS.	AVG.	LG	TD	NO.	YDS.	AVG.	LG	TD	W/L	SCORE
09/12	at Lions	P	19	104	5.5	38t	1	0	0	0.0	0	0	W	41-33
09/19	at Eagles	S	17	42	2.5	10	0	2	11	5.5	11	0	W	17-11
09/26	Packers						INACTIVE						L	28-30
10/03	Seahawks						INACTIVE						L	21-28
10/10	at Cardinals	S	9	43	4.8	14	0	2	19	9.5	14	0	L	10-17
10/24	Colts	S	18	107	5.9	20	1	0	0	0.0	0	0	L	18-30
10/31	at Bears	S	18	137	7.6	39	1	0	0	0.0	0	0	W	33-22
11/07	Cardinals	S	8	36	4.5	14	0	5	43	8.6	12	0	L	17-31
11/15	Rams	S	27	91	3.4	17	0	0	0	0.0	0	0	W	31-10
11/21	at Jaguars						INACTIVE						W	30-10
11/28	Vikings	S	27	133	4.9	15	1	5	35	7.0	13	0	W	34-26
12/05	at Seahawks	S	22	66	3.0	9	1	3	18	6.0	11	0	L	23-30
12/12	at Bengals						INACTIVE						W	26-23+
12/19	Falcons						INACTIVE						W	31-13
12/23	at Titans						INACTIVE						L	17-20
01/02	Texans	S	21	119	5.7	37	0	2	11	5.5	8t	1	W	23-7
01/09	at Rams	S	21	85	4.0	13	0	0	0	0.0	0	0	W	27-24+
2021 TOTALS		**11-10**	**207**	**963**	**4.7**	**39**	**5**	**19**	**137**	**7.2**	**14**	**1**	**10-7**	

+ - Overtime

2022 GAME-BY-GAME REGULAR-SEASON STATISTICS (49ERS)

			RUSHING					RECEIVING						
DATE	OPPONENT	P/S	NO.	YDS.	AVG.	LG	TD	NO.	YDS.	AVG.	LG	TD	W/L	SCORE
09/11	at Bears	S	6	41	6.8	16	0	0	0	0.0	0	0	L	10-19
09/18	Seahawks						DID NOT PLAY						W	27-7
09/25	at Broncos						DID NOT PLAY						L	10-11
10/03	Rams						DID NOT PLAY						W	24-9
10/09	at Panthers						RESERVE/INJURED						W	37-15
10/16	at Falcons						RESERVE/INJURED						L	14-28
10/23	Chiefs						RESERVE/INJURED						L	23-44
10/30	at Rams						RESERVE/INJURED						W	31-14
11/13	Chargers						RESERVE/INJURED						W	22-16
11/21	at Cardinals						RESERVE/INJURED						W	38-10
11/27	Saints						RESERVE/INJURED						W	13-0
12/04	Dolphins						RESERVE/INJURED						W	33-17
12/11	Buccaneers						RESERVE/INJURED						W	35-7
12/15	at Seahawks						RESERVE/INJURED						W	21-13
12/24	Commanders						RESERVE/INJURED						W	37-20
01/01	at Raiders						RESERVE/INJURED						W	37-34+
01/08	Cardinals						RESERVE/INJURED						W	38-13
2022 TOTALS		**1-1**	**6**	**41**	**6.8**	**16**	**0**	**0**	**0**	**0.0**	**0**	**0**	**13-4**	

+ - Overtime

2023 GAME-BY-GAME REGULAR-SEASON STATISTICS (49ERS)

			RUSHING					RECEIVING						
DATE	OPPONENT	P/S	NO.	YDS.	AVG.	LG	TD	NO.	YDS.	AVG.	LG	TD	W/L	SCORE
09/10	at Steelers	P	5	10	2.0	4	0	0	0	0.0	0	0	W	30-7
09/17	at Rams						DID NOT PLAY						W	30-23
09/21	Giants	P	11	42	3.8	18	0	3	2	0.7	9	0	W	30-12
10/01	Cardinals						INACTIVE						W	35-16
10/08	Cowboys						INACTIVE						W	42-10
10/15	at Browns	P	2	-3	-1.5	0	0	0	0	0.0	0	0	L	17-19
10/23	at Vikings	P	1	-1	-1.0	-1	0	0	0	0.0	0	0	L	17-22
10/29	Bengals	P	3	2	0.7	5	0	0	0	0.0	0	0	L	17-31
11/12	at Jaguars	P	8	23	2.9	8	0	0	0	0.0	0	0	W	34-3
11/19	Buccaneers	P	4	24	6.0	13	0	0	0	0.0	0	0	W	27-14
11/23	at Seahawks	P	7	39	5.6	13	0	1	-3	-3.0	-3	0	W	31-13
12/03	at Eagles	P	3	13	4.3	11	0	0	0	0.0	0	0	W	42-19
12/10	Seahawks						INACTIVE						W	28-16
12/17	at Cardinals						INACTIVE						W	45-29
12/25	Ravens						INACTIVE						L	19-33
12/31	at Commanders	P	17	80	4.7	15	1	0	0	0.0	0	0	W	27-10
01/07	Rams	S	14	52	3.7	14	1	2	15	7.5	8	0	L	20-21
2023 TOTALS		**11-1**	**75**	**281**	**3.7**	**18**	**2**	**6**	**14**	**2.3**	**9**	**0**	**12-5**	

2024 GAME-BY-GAME REGULAR-SEASON STATISTICS (49ERS)

			RUSHING					RECEIVING						
DATE	OPPONENT	P/S	NO.	YDS.	AVG.	LG	TD	NO.	YDS.	AVG.	LG	TD	W/L	SCORE
09/09	Jets						DID NOT PLAY						W	32-19
09/15	at Vikings						DID NOT PLAY						L	17-23
09/22	at Rams						DID NOT PLAY						L	24-27
09/29	Patriots						DID NOT PLAY						W	30-13
10/06	Cardinals						RESERVE/INJURED						L	23-24
10/10	at Seahawks						RESERVE/INJURED						W	36-24
10/20	Chiefs						RESERVE/INJURED						L	18-28
10/27	Cowboys						RESERVE/INJURED						W	30-24
11/10	at Buccaneers						RESERVE/INJURED						W	23-20
11/17	Seahawks						RESERVE/INJURED						L	17-20
11/24	at Packers						RESERVE/INJURED						L	10-38
12/01	at Bills						RESERVE/INJURED						L	10-35
12/08	Bears						RESERVE/INJURED						W	38-13
12/12	Rams						RESERVE/INJURED						L	6-12
12/22	at Dolphins						RESERVE/INJURED						L	17-29
12/30	Lions						RESERVE/INJURED						L	34-40
01/05	at Cardinals						RESERVE/INJURED						L	24-47
2024 TOTALS		**0-0**	**0**	**0**	**0.0**	**0**	**0**	**0**	**0**	**0.0**	**0**	**0**	**6-11**	

2025 GAME-BY-GAME REGULAR-SEASON STATISTICS (CHIEFS)

			RUSHING					RECEIVING						
DATE	OPPONENT	P/S	NO.	YDS.	AVG.	LG	TD	NO.	YDS.	AVG.	LG	TD	W/L	SCORE
09/05	at Chargers						INACTIVE						L	21-27
09/14	Eagles						INACTIVE						L	17-20
09/21	at Giants						INACTIVE						W	22-9
09/28	Ravens						INACTIVE						W	37-20
10/06	at Jaguars						INACTIVE						L	28-31
10/12	Lions						INACTIVE						W	30-17
10/19	Raiders						INACTIVE						W	31-0
10/27	Commanders						INACTIVE						W	28-7
11/02	at Bills						INACTIVE						L	21-28
11/16	at Broncos	P	0	0	0.0	0	0	0	0	0.0	0	0	L	19-22
11/23	Colts						INACTIVE						W	23-20+
11/27	at Cowboys						INACTIVE						L	28-31
12/07	Texans						INACTIVE						L	10-20
2025 TOTALS		**1-0**	**0**	**0**	**0.0**	**0**	**0**	**0**	**0**	**0.0**	**0**	**0**	**6-7**	

+ - Overtime

2021 GAME-BY-GAME POSTSEASON STATISTICS (49ERS)

			RUSHING					RECEIVING						
DATE	OPPONENT	P/S	NO.	YDS.	AVG.	LG	TD	NO.	YDS.	AVG.	LG	TD	W/L	SCORE
01/16	at Cowboys	S	27	96	3.6	16	1	1	-11	-11.0	-11	0	W	23-17
01/22	at Packers	S	17	53	3.1	8	0	3	18	6.0	16	0	W	13-10
01/30	at Rams	P	11	20	1.8	9	0	3	50	16.7	21	0	L	17-20
2021 TOTALS		**3-2**	**55**	**169**	**3.1**	**16**	**1**	**7**	**57**	**8.1**	**21**	**0**	**2-1**	

2022 GAME-BY-GAME POSTSEASON STATISTICS (49ERS)

			RUSHING					RECEIVING						
DATE	OPPONENT	P/S	NO.	YDS.	AVG.	LG	TD	NO.	YDS.	AVG.	LG	TD	W/L	SCORE
01/14	Seahawks	P	9	2	0.2	4	0	2	25	12.5	18	1	W	41-23
01/22	Cowboys	P	14	51	3.6	13	0	0	0	0.0	0	0	W	19-12
01/29	at Eagles						INACTIVE						L	7-31
2022 TOTALS		**2-0**	**23**	**53**	**2.3**	**13**	**0**	**2**	**25**	**12.5**	**18**	**1**	**2-1**	

2023 GAME-BY-GAME POSTSEASON STATISTICS (49ERS)

			RUSHING					RECEIVING						
DATE	OPPONENT	P/S	NO.	YDS.	AVG.	LG	TD	NO.	YDS.	AVG.	LG	TD	W/L	SCORE
01/20	Packers	P	0	0	0.0	0	0	0	0	0.0	0	0	W	24-21
01/28	Lions	P	4	7	1.8	3t	1	0	0	0.0	0	0	W	34-31
02/11	at Chiefs	P	2	8	4.0	7	0	0	0	0.0	0	0	L	22-25+
2023 TOTALS		**3-0**	**6**	**15**	**2.5**	**7**	**1**	**0**	**0**	**0.0**	**0**	**0**	**2-1**	

+ - Overtime

ELIJAH MITCHELL'S COLLEGE RUSHING/RECEIVING STATISTICS

				RUSHING					RECEIVING				
DATE	TEAM	GP	GS	NO.	YDS.	AVG.	LG	TD	NO.	YDS.	AVG.	LG	TD
2017	Louisiana	5	0	42	257	6.1	36	4	3	25	8.3	19	1
2018	Louisiana	14	1	145	977	6.7	65	13	20	349	17.5	64	3
2019	Louisiana	14	3	198	1,147	5.8	44	16	10	70	7.0	31	1
2020	Louisiana	10	9	141	878	6.2	59	8	16	153	9.6	36	0
TOTALS		**43**	**13**	**526**	**3,259**	**6.2**	**65**	**41**	**49**	**597**	**12.2**	**64**	**5**

ELIJAH MITCHELL'S COLLEGE RETURN STATISTICS

		KICKOFF RETURNS					PUNT RETURNS					
DATE	TEAM	RET.	YDS.	AVG.	LG	TD	NO.	FC	YDS.	AVG.	LG	TD
2017	Louisiana	0	0	0.0	0	0	0	0	0	0.0	0	0
2018	Louisiana	0	0	0.0	0	0	0	0	0	0.0	0	0
2019	Louisiana	0	0	0.0	0	0	0	0	0	0.0	0	0
2020	Louisiana	5	82	16.4	27	0	0	0	0	0.0	0	0
TOTALS		**5**	**82**	**16.4**	**27**	**0**	**0**	**0**	**0**	**0.0**	**0**	**0**

COLLEGE 2017 GAME-BY-GAME STATISTICS (LOUISIANA)

			RUSHING					RECEIVING						
DATE	OPPONENT	P/S	NO.	YDS.	AVG.	LG	TD	NO.	YDS.	AVG.	LG	TD	W/L	SCORE
09/02	Southeastern La.	P	11	56	5.1	12	1	0	0	0.0	0	0	W	51-48
09/09	at Tulsa	P	8	84	10.5	28	1	1	19	19.0	19	1	L	42-66
09/16	at Texas A&M	P	5	-4	-0.8	3	0	1	6	6.0	6	0	L	21-45
09/23	ULM	P	13	107	8.2	36	2	0	0	0.0	0	0	L	50-56+
10/07	at Idaho	P	5	14	2.8	6	0	1	0	0.0	0	0	W	21-16
2017 TOTALS		**5-0**	**42**	**257**	**6.1**	**36**	**4**	**3**	**25**	**8.3**	**19**	**1**	**2-3**	

+ - Overtime

COLLEGE 2018 GAME-BY-GAME STATISTICS (LOUISIANA)

			RUSHING					RECEIVING						
DATE	OPPONENT	P/S	NO.	YDS.	AVG.	LG	TD	NO.	YDS.	AVG.	LG	TD	W/L	SCORE
08/31	Grambling	P	7	34	4.9	9	0	0	0	0.0	0	0	W	49-17
09/15	at Mississippi St.	P	6	0	0.0	1	0	1	24	24.0	24	0	L	10-56
09/21	Coastal Carolina	P	5	43	8.6	30	1	0	0	0.0	0	0	L	28-30
09/28	at Alabama	P	11	85	7.7	40	0	1	13	13.0	13	0	L	14-56
10/06	at Texas St.	P	20	191	9.6	64	3	2	34	17.0	24	0	W	42-27
10/12	New Mexico St.	P	12	107	8.9	36	3	2	25	12.5	13	0	W	66-38
10/19	at App State	P	10	37	3.7	15	0	2	47	23.5	38	1	L	17-27
10/26	Arkansas St.	P	4	68	17.0	65	1	6	121	20.2	64	1	W	47-43
11/02	at Troy	S	0	0	0.0	0	0	0	0	0.0	0	0	L	16-26
11/09	Georgia St.	P	19	136	7.2	57	1	1	16	16.0	16	0	W	36-22
11/16	South Alabama	P	12	104	8.7	45	3	2	23	11.5	15	0	W	48-38
11/23	at ULM	P	16	61	3.8	13	0	2	39	19.5	40	1	W	31-28
11/30	at App State	P	17	85	5.0	19	0	0	0	0.0	0	0	L	19-30
12/14	Tulane	P	6	26	4.3	6	1	1	7	7.0	7	0	L	24-41
2018 TOTALS		**14-1**	**145**	**977**	**6.7**	**65**	**13**	**20**	**349**	**17.5**	**64**	**3**	**7-7**	

COLLEGE 2019 GAME-BY-GAME STATISTICS (LOUISIANA)

			RUSHING					RECEIVING						
DATE	OPPONENT	P/S	NO.	YDS.	AVG.	LG	TD	NO.	YDS.	AVG.	LG	TD	W/L	SCORE
08/31	Mississippi St.	S	14	31	2.2	9	1	2	4	2.0	7	0	L	28-38
09/07	Liberty	S	15	74	4.9	12	1	0	0	0.0	0	0	W	35-14
09/14	Texas Southern	P	7	73	10.4	23	2	0	0	0.0	0	0	W	77-6
09/21	at Ohio	P	17	143	8.4	22	3	0	0	0.0	0	0	W	45-25
09/28	at Ga. Southern	P	14	81	5.8	19	2	1	5	5.0	5	0	W	37-24
10/09	App State	P	13	68	5.2	22	0	2	10	5.0	7	0	L	7-17
10/17	at Arkansas St.	S	23	109	4.7	11	2	0	0	0.0	0	0	W	37-20
11/02	Texas St.	P	13	126	9.7	39	1	1	-1	-1.0	0	0	W	31-3
11/07	at Coastal Carolina	P	10	52	5.2	13	0	1	31	31.0	31	0	W	48-7
11/16	at South Alabama	P	17	117	6.9	44	1	2	20	10.0	18	0	W	37-27
11/23	Troy	P	7	31	4.4	12	1	0	0	0.0	0	0	W	53-3
11/30	ULM	P	19	102	5.4	16	0	0	0	0.0	0	0	W	31-30
12/07	at App State	P	18	85	4.7	18	1	1	1	1.0	1	1	L	38-45
01/06	at Miami (OH)	P	11	55	5.0	19	1	0	0	0.0	0	0	W	27-17
2019 TOTALS		**14-3**	**198**	**1,147**	**5.8**	**44**	**16**	**10**	**70**	**7.0**	**31**	**1**	**11-3**	

COLLEGE 2020 GAME-BY-GAME STATISTICS (LOUISIANA)

			RUSHING					RECEIVING						
DATE	OPPONENT	P/S	NO.	YDS.	AVG.	LG	TD	NO.	YDS.	AVG.	LG	TD	W/L	SCORE
09/12	at Iowa St.	S	8	46	5.8	19	0	2	22	11.0	17	0	W	31-14
09/19	at Georgia St.	S	16	164	10.3	59	2	2	4	2.0	4	0	W	34-31
10/14	Coastal Carolina	P	9	39	4.3	17	2	1	11	11.0	11	0	L	27-30
10/23	at UAB	S	21	67	3.2	13	0	2	18	9.0	11	0	W	24-20
10/31	at Texas St.	S	17	96	5.6	14	0	2	14	7.0	11	0	W	44-34
11/07	Arkansas St.	S	16	90	5.6	47	1	1	4	4.0	4	0	W	27-20
11/14	South Alabama	S	15	61	4.1	9	1	1	20	20.0	20	0	W	38-10
11/28	at ULM	S	8	93	11.6	44	1	1	-2	-2.0	0	0	W	70-20
12/04	at App State	S	12	95	7.9	43	0	2	17	8.5	12	0	W	24-21
12/26	at UTSA	S	19	127	6.7	29	1	2	45	22.5	36	0	W	31-24
2020 TOTALS		**10-9**	**141**	**878**	**6.2**	**59**	**8**	**16**	**153**	**9.6**	**36**	**0**	**9-1**	

JAYLON MOORE

OFFENSIVE LINEMAN #77

WESTERN MICHIGAN

5TH YEAR IN THE NFL

1ST YEAR WITH THE CHIEFS

HEIGHT:	6'4"
WEIGHT:	311 LBS
HOW ACQUIRED:	FA-25
BIRTHDAY:	1/9/98

- Moore enters his first season with the Chiefs in 2025.
- Originally entered the NFL as a fifth-round pick (155th overall) by the San Francisco 49ers in 2021.

Transactions: Signed with Kansas City (3/13/25) ... Originally entered the NFL as a fifth-round pick (155th overall) by the San Francisco 49ers in 2021.

COLLEGE

Spent five seasons at Western Michigan (2016-20) ... Appeared in 37 games (32 starts) ... blocked for a WMU offense that ranked fourth in the MAC in yards per game (479.7) in the six games that they played in 2020 ... Helped the Broncos finish with top-three MAC rankings in total offensive yards per game (445.7; 2nd), third down conversion percentage (.453; 2nd), fewest fumbles lost (6; 2nd), fewest turnovers lost (14; 2nd) and points per game (33.1; 3rd) in 2019 ... Was a part of a Broncos offensive line that helped the WMU rushing attack average 199.46 yards per game in 2018.

PERSONAL

- Played offensive line, defensive line and tight end.
- Named to Detroit News All-Metro second team and Detroit Magazine Preseason 2015 top-31 prospect list.
- Listed as a 2015 Preseason Top Player to Watch by Detroit Free Press.
- Son of Latisha Price and James Moore.
- Majored in Finance.
- Born January 9, 1998.

JAYLON MOORE'S NFL REGULAR SEASON STATISTICS

DATE	TEAM	GP	GS
2021	49ers	7	3
2022	49ers	17	2
2023	49ers	16	2
2024	49ers	15	5
2025	Chiefs	13	5
NFL TOTALS		**68**	**17**

JAYLON MOORE'S NFL POSTSEASON STATISTICS

DATE	TEAM	GP	GS
2021	49ers	0	0
2022	49ers	3	0
2023	49ers	3	0
NFL TOTALS		**6**	**0**

2021 GAME-BY-GAME REGULAR-SEASON STATISTICS (49ERS)

DATE	OPPONENT	P/S		W/L	SCORE
09/12	at Lions	P		W	41-33
09/19	at Eagles		DID NOT PLAY	W	17-11
09/26	Packers		DID NOT PLAY	L	28-30
10/03	Seahawks	P		L	21-28
10/10	at Cardinals		DID NOT PLAY	L	10-17
10/24	Colts	S		L	18-30
10/31	at Bears		DID NOT PLAY	W	33-22
11/07	Cardinals	P		L	17-31
11/15	Rams	S		W	31-10
11/21	at Jaguars	S		W	30-10
11/28	Vikings		DID NOT PLAY	W	34-26
12/05	at Seahawks		DID NOT PLAY	L	23-30
12/12	at Bengals		DID NOT PLAY	W	26-23+
12/19	Falcons		DID NOT PLAY	W	31-13
12/23	at Titans		DID NOT PLAY	L	17-20
01/02	Texans	P		W	23-7
01/09	at Rams		DID NOT PLAY	W	27-24+
2021 TOTALS		**7-3**		**10-7**	

+ - Overtime

2022 GAME-BY-GAME REGULAR-SEASON STATISTICS (49ERS)

DATE	OPPONENT	P/S		W/L	SCORE
09/11	at Bears	P		L	10-19
09/18	Seahawks	P		W	27-7
09/25	at Broncos	P		L	10-11
10/03	Rams	P		W	24-9
10/09	at Panthers	S		W	37-15
10/16	at Falcons	S		L	14-28
10/23	Chiefs	P		L	23-44
10/30	at Rams	P		W	31-14
11/13	Chargers	P		W	22-16
11/21	at Cardinals	P		W	38-10
11/27	Saints	P		W	13-0
12/04	Dolphins	P		W	33-17
12/11	Buccaneers	P		W	35-7
12/15	at Seahawks	P		W	21-13
12/24	Commanders	P		W	37-20
01/01	at Raiders	P		W	37-34+
01/08	Cardinals	P		W	38-13
2022 TOTALS		**17-2**		**13-4**	

+ - Overtime

2023 GAME-BY-GAME REGULAR-SEASON STATISTICS (49ERS)

DATE	OPPONENT	P/S		W/L	SCORE
09/10	at Steelers	P		W	30-7
09/17	at Rams	P		W	30-23
09/21	Giants	P		W	30-12
10/01	Cardinals	P		W	35-16
10/08	Cowboys	P		W	42-10
10/15	at Browns	P		L	17-19
10/23	at Vikings	S		L	17-22
10/29	Bengals	S		L	17-31
11/12	at Jaguars	P		W	34-3
11/19	Buccaneers	P		W	27-14
11/23	at Seahawks	P		W	31-13
12/03	at Eagles	P		W	42-19
12/10	Seahawks	P		W	28-16
12/17	at Cardinals	P		W	45-29
12/25	Ravens	P		L	19-33
12/31	at Commanders		INACTIVE	W	27-10
01/07	Rams	P		L	20-21
2023 TOTALS		**16-2**		**12-5**	

2024 GAME-BY-GAME REGULAR-SEASON STATISTICS (49ERS)

DATE	OPPONENT	P/S		W/L	SCORE
09/09	Jets	P		W	32-19
09/15	at Vikings	P		L	17-23
09/22	at Rams	P		L	24-27
09/29	Patriots	P		W	30-13
10/06	Cardinals	P		L	23-24
10/10	at Seahawks	P		W	36-24
10/20	Chiefs	P		L	18-28
10/27	Cowboys	P		W	30-24
11/10	at Buccaneers	P		W	23-20
11/17	Seahawks	P		L	17-20
11/24	at Packers	S		L	10-38
12/01	at Bills	S		L	10-35
12/08	Bears	S		W	38-13
12/12	Rams	S		L	6-12
12/22	at Dolphins	S		L	17-29
12/30	Lions		DID NOT PLAY	L	34-40
01/05	at Cardinals		DID NOT PLAY	L	24-47
2024 TOTALS		**15-5**		**6-11**	

2025 GAME-BY-GAME REGULAR-SEASON STATISTICS (CHIEFS)

DATE	OPPONENT	P/S		W/L	SCORE
09/05	at Chargers	P		L	21-27
09/14	Eagles	P		L	17-20
09/21	at Giants	P		W	22-9
09/28	Ravens	P		W	37-20
10/06	at Jaguars	P		L	28-31
10/12	Lions	S		W	30-17
10/19	Raiders	S		W	31-0
10/27	Commanders	S		W	28-7
11/02	at Bills	S		L	21-28
11/16	at Broncos	P		L	19-22
11/23	Colts	P		W	23-20+
11/27	at Cowboys	P		L	28-31
12/07	Texans	S		L	10-20
2025 TOTALS		**13-5**		**6-7**	

+ - Overtime

2021 GAME-BY-GAME POSTSEASON STATISTICS (49ERS)

DATE	OPPONENT	P/S		W/L	SCORE
01/16	at Cowboys		INACTIVE	W	23-17
01/22	at Packers		INACTIVE	W	13-10
01/30	at Rams		DID NOT PLAY	L	17-20
2021 TOTALS		**0-0**		**2-1**	

2022 GAME-BY-GAME POSTSEASON STATISTICS (49ERS)

DATE	OPPONENT	P/S		W/L	SCORE
01/14	Seahawks	P		W	41-23
01/22	Cowboys	P		W	19-12
01/29	at Eagles	P		L	7-31
2022 TOTALS		**3-0**		**2-1**	

2023 GAME-BY-GAME POSTSEASON STATISTICS (49ERS)

DATE	OPPONENT	P/S		W/L	SCORE
01/20	Packers	P		W	24-21
01/28	Lions	P		W	34-31
02/11	at Chiefs	P		L	22-25+
2023 TOTALS		**3-0**		**2-1**	

+ - Overtime

JAYLON MOORE'S COLLEGE STATISTICS

DATE	TEAM	GP	GS
2017	Western Mich.	5	0
2018	Western Mich.	13	13
2019	Western Mich.	13	13
2020	Western Mich.	6	6
TOTALS		**37**	**32**

COLLEGE 2017 GAME-BY-GAME STATISTICS (WESTERN MICH.)

DATE	OPPONENT	P/S	W/L	SCORE
09/02	at Southern California	P	L	31-49
09/16	Idaho	P	W	37-28
09/23	Wagner	P	W	49-14
09/30	Ball St.	P	W	55-3
11/08	Kent St.	P	W	48-20
2017 TOTALS		**5-0**	**4-1**	

COLLEGE 2018 GAME-BY-GAME STATISTICS (WESTERN MICH.)

DATE	OPPONENT	P/S	W/L	SCORE
08/30	Syracuse	S	L	42-55
09/07	at Michigan	S	L	3-49
09/14	Delaware St.	S	W	68-0
09/21	at Georgia St.	S	W	34-15
09/28	at Miami (OH)	S	W	40-39
10/06	Eastern Mich.	S	W	27-24
10/12	at Bowling Green	S	W	42-35
10/19	at Central Mich.	S	W	35-10
10/24	Toledo	S	L	24-51
10/31	Ohio	S	L	14-59
11/12	at Ball St.	S	L	41-42
11/19	NIU	S	W	28-21
12/20	at BYU	S	L	18-49
2018 TOTALS		**13-13**	**7-6**	

COLLEGE 2019 GAME-BY-GAME STATISTICS (WESTERN MICH.)

DATE	OPPONENT	P/S	W/L	SCORE
08/31	Monmouth	S	W	48-13
09/07	at Michigan St.	S	L	17-51
09/14	Georgia St.	S	W	57-10
09/21	at Syracuse	S	L	33-52
09/28	Central Mich.	S	W	31-15
10/05	at Toledo	S	L	24-31
10/12	Miami (OH)	S	W	38-16
10/19	at Eastern Mich.	S	L	27-34
10/26	Bowling Green	S	W	49-10
11/05	Ball St.	S	W	35-31
11/12	at Ohio	S	W	37-34
11/26	at NIU	S	L	14-17
12/30	Western Ky.	S	L	20-23
2019 TOTALS		**13-13**	**7-6**	

COLLEGE 2020 GAME-BY-GAME STATISTICS (WESTERN MICH.)

DATE	OPPONENT	P/S	W/L	SCORE
11/04	at Akron	S	W	58-13
11/11	Toledo	S	W	41-38
11/18	at Central Mich.	S	W	52-44
11/28	NIU	S	W	30-27
12/05	Eastern Mich.	S	L	42-53
12/12	at Ball St.	S	L	27-30
2020 TOTALS		**6-6**	**4-2**	

WANYA MORRIS

23

OFFENSIVE LINEMAN #64

OKLAHOMA

3RD YEAR IN THE NFL

3RD YEAR WITH THE CHIEFS

HEIGHT:	6'6"
WEIGHT:	307 LBS
HOW ACQUIRED:	D3-23
BIRTHDAY:	10/10/00

- Morris enters his third season with the Chiefs in 2025.
- Originally entered the NFL as a third-round draft pick (92nd overall) by the Kansas City Chiefs in the 2023 NFL Draft.

Transactions:

Originally entered the NFL as a third-round draft pick (92nd overall) by the Kansas City Chiefs in the 2023 NFL Draft.

COLLEGE

Spent 2019-20 seasons at Tennessee before transferring to Oklahoma for 2021-22 seasons ... Played in 37 career games (15 at Oklahoma) and made 27 starts (eight at OU) ... While at Tennessee in 2020, allowed 2.0 sacks on 195 pass-blocking snaps according to PFF and was flagged for just three penalties on 398 total snaps ... During his true-freshman year at Tennessee in 2019, he helped pave way for a season-high 297-yard rushing performance against Vanderbilt (11/30), helped protect QB Jarrett Guarantano at Missouri when the quarterback became the third Volunteer to ever pass for 400 yards (11/23) and started at left tackle vs. Georgia State (8/31) to become first Tennessee true freshman offensive lineman to start in a season opener since 2017 ... Received the following awards and honors: 2022 AP All-Big 12 second-team, 2019 SEC All-Freshman Team, 2019 247Sports True Freshman All-America Team and 2019 The Athletic's Midseason Freshman All-America Team.

PERSONAL

- Attended Grayson High School.
- A five-star recruit by ESPN and a four-star prospect by 247Sports and Rivals.
- Ranked No. 7 in USA Today's High School Football Chosen 25.
- Rated as No. 9 overall recruit by ESPN, No. 41 by Rivals and No. 51 by 247Sports.
- Regarded as country's No. 5 offensive tackle by ESPN and Rivals and No. 6 by 247Sports.
- The No. 3 player in Georgia by ESPN, No. 5 by Rivals and No. 9 by 247Sports.
- Selected to participate in 2019 Under Armour All-American Game.
- 2018 MaxPreps preseason first-team All-American.
- 2018 Georgia Class 7A All-State selection.
- Recorded 73 pancake blocks during his senior season.
- Led Grayson to 10-3 record and an appearance in 2018 state quarterfinals.
- Named after Boyz II Men artist Wanyá Morris.
- Enrolled at Tennessee in January 2019.
- Majored in communication studies at Tennessee and Oklahoma.

WANYA MORRIS' NFL REGULAR SEASON STATISTICS

DATE	TEAM	GP	GS
2023	Chiefs	14	4
2024	Chiefs	17	11
2025	Chiefs	12	1
NFL TOTALS		**43**	**16**

WANYA MORRIS' NFL POSTSEASON STATISTICS

DATE	TEAM	GP	GS
2023	Chiefs	2	0
2024	Chiefs	0	0
NFL TOTALS		**2**	**0**

2023 GAME-BY-GAME REGULAR-SEASON STATISTICS (CHIEFS)

DATE	OPPONENT	P/S		W/L	SCORE
09/07	Lions		INACTIVE	L	20-21
09/17	at Jaguars		INACTIVE	W	17-9
09/24	Bears		INACTIVE	W	41-10
10/01	at Jets	P		W	23-20
10/08	at Vikings	P		W	27-20
10/12	Broncos	P		W	19-8
10/22	Chargers	P		W	31-17
10/29	at Broncos	P		L	9-24
11/05	Dolphins	P		W	21-14
11/20	Eagles	P		L	17-21
11/26	at Raiders	P		W	31-17
12/03	at Packers	P		L	19-27
12/10	Bills	S		L	17-20
12/17	at Patriots	S		W	27-17
12/25	Raiders	S		L	14-20
12/31	Bengals	S		W	25-17
01/07	at Chargers	P		W	13-12
2023 TOTALS		**14-4**		**11-6**	

2024 GAME-BY-GAME REGULAR-SEASON STATISTICS (CHIEFS)

DATE	OPPONENT	P/S		W/L	SCORE
09/05	Ravens	P		W	27-20
09/15	Bengals	P		W	26-25
09/22	at Falcons	S		W	22-17
09/29	at Chargers	S		W	17-10
10/07	Saints	S		W	26-13
10/20	at 49ers	S		W	28-18
10/27	at Raiders	S		W	27-20
11/04	Buccaneers	S		W	30-24+
11/10	Broncos	S		W	16-14
11/17	at Bills	S		L	21-30
11/24	at Panthers	S		W	30-27
11/29	Raiders	S		W	19-17
12/08	Chargers	P		W	19-17
12/15	at Browns	P		W	21-7
12/21	Texans	P		W	27-19
12/25	at Steelers	P		W	29-10
01/05	at Broncos	S		L	0-38
2024 TOTALS		**17-11**		**15-2**	

+ - Overtime

2025 GAME-BY-GAME REGULAR-SEASON STATISTICS (CHIEFS)

DATE	OPPONENT	P/S		W/L	SCORE
09/05	at Chargers	P		L	21-27
09/14	Eagles	P		L	17-20
09/21	at Giants	P		W	22-9
09/28	Ravens	P		W	37-20
10/06	at Jaguars	P		L	28-31
10/12	Lions	P		W	30-17
10/19	Raiders	P		W	31-0
10/27	Commanders	P		W	28-7
11/02	at Bills	P		L	21-28
11/16	at Broncos	P		L	19-22
11/23	Colts		INACTIVE	W	23-20+
11/27	at Cowboys	P		L	28-31
12/07	Texans	S		L	10-20
2025 TOTALS		**12-1**		**6-7**	

+ - Overtime

2023 GAME-BY-GAME POSTSEASON STATISTICS (CHIEFS)

DATE	OPPONENT	P/S		W/L	SCORE
01/13	Dolphins		INACTIVE	W	26-7
01/21	at Bills		INACTIVE	W	27-24
01/28	at Ravens	P		W	17-10
02/11	49ers	P		W	25-22+
2023 TOTALS		**2-0**		**4-0**	

+ - Overtime

2024 GAME-BY-GAME POSTSEASON STATISTICS (CHIEFS)

DATE	OPPONENT	P/S		W/L	SCORE
01/18	Texans		INACTIVE	W	23-14
01/26	Bills		INACTIVE	W	32-29
02/09	at Eagles		INACTIVE	L	22-40
2024 TOTALS		**0-0**		**2-1**	

WANYA MORRIS' COLLEGE STATISTICS

DATE	TEAM	GP	GS
2019	Tennessee	13	12
2020	Tennessee	9	7
2021	Oklahoma	6	0
2022	Oklahoma	10	8
TOTALS		**38**	**27**

COLLEGE 2019 GAME-BY-GAME STATISTICS (TENNESSEE)

DATE	OPPONENT	P/S		W/L	SCORE
08/31	Georgia St.	S		L	30-38
09/07	BYU	P		L	26-29
09/14	Chattanooga	S		W	45-0
09/21	at Florida	S		L	3-34
10/05	Georgia	S		L	14-43
10/12	Mississippi St.	S		W	20-10
10/19	at Alabama	S		L	13-35
10/26	South Carolina	S		W	41-21
11/02	UAB	S		W	30-7
11/09	at Kentucky	S		W	17-13
11/23	at Missouri	S		W	24-20
11/30	Vanderbilt	S		W	28-10
01/02	Indiana	S		W	23-22
2019 TOTALS		**13-12**		**8-5**	

COLLEGE 2020 GAME-BY-GAME STATISTICS (TENNESSEE)

DATE	OPPONENT	P/S		W/L	SCORE
09/26	at South Carolina	P		W	31-27
10/03	Missouri	S		W	35-12
10/10	at Georgia	S		L	21-44
10/17	Kentucky	S		L	7-34
11/07	at Arkansas	S		L	13-24
11/21	at Auburn	S		L	17-30
12/05	Florida	S		L	19-31
12/12	at Vanderbilt	P		W	42-17
12/19	Texas A&M	S		L	13-34
2020 TOTALS		**9-7**		**3-6**	

COLLEGE 2021 GAME-BY-GAME STATISTICS (OKLAHOMA)

DATE	OPPONENT	P/S		W/L	SCORE
09/04	Tulane		DID NOT PLAY	W	40-35
09/11	Western Caro.	P		W	76-0
09/18	Nebraska		DID NOT PLAY	W	23-16
09/25	West Virginia	P		W	16-13
10/02	at Kansas St.	P		W	37-31
10/09	at Texas	P		W	55-48
10/16	TCU	P		W	52-31
10/23	at Kansas		DID NOT PLAY	W	35-23
10/30	Texas Tech	P		W	52-21
11/13	at Baylor		DID NOT PLAY	L	14-27
11/20	Iowa St.		DID NOT PLAY	W	28-21
11/27	at Oklahoma St.		DID NOT PLAY	L	33-37
2021 TOTALS		**6-0**		**10-2**	

COLLEGE 2022 GAME-BY-GAME STATISTICS (OKLAHOMA)

DATE	OPPONENT	P/S		W/L	SCORE
09/03	UTEP		DID NOT PLAY	W	45-13
09/10	Kent St.		DID NOT PLAY	W	33-3
09/17	at Nebraska	P		W	49-14
09/24	Kansas St.	S		L	34-41
10/01	at TCU	S		L	24-55
10/08	Texas	S		L	0-49
10/15	Kansas	S		W	52-42
10/29	at Iowa St.	S		W	27-13
11/05	Baylor	S		L	35-38
11/12	at West Virginia	S		L	20-23
11/19	Oklahoma St.	S		W	28-13
11/26	at Texas Tech	P		L	48-51
12/29	at Florida St.		DID NOT PLAY	L	32-35
2022 TOTALS		**10-8**		**6-7**	

DERRICK NNADI

19 22 23

DEFENSIVE TACKLE #92

FLORIDA STATE

7TH YEAR IN THE NFL

7TH YEAR WITH THE CHIEFS

HEIGHT: 6'1"
WEIGHT: 317 LBS
HOW ACQUIRED: T (NYJ)-25
BIRTHDAY: 5/9/96

- Nnadi enters his eighth season with the Chiefs in 2025.
- Originally entered the NFL as a third-round pick (75th overall) by the Kansas City Chiefs in the 2018 NFL Draft.
- The Chiefs traded two picks (No. 86 and 122) to the Baltimore Ravens to move up to the No. 75 overall pick to draft Nnadi.

Career Highlights:

- Was on the team's roster for all three Super Bowl victories in the last five years (LIV, LVII and LVIII). Was on IR for Super Bowl LVIII.

Transactions:

Traded to Kansas City (8/24/25) ... Signed with New York Jets (3/16/25) ... Re-signed with Kansas City (3/19/24) ... Re-signed with Kansas City (3/13/23) ... Re-signed with Kansas City (3/22/22) ... Originally entered the NFL as a third-round pick (75th overall) by the Kansas City Chiefs in the 2018 NFL Draft.

COLLEGE

Appeared in 48 games for Florida State (2014-17), recording 165 tackles (74 solo), 24 tackles for loss, 11.5 sacks (-59.0 yards), two fumble recoveries and two forced fumbles ... Named third-team All-ACC his senior season ... Was named to the preseason Nagurski, Outland and Bednarik award watch list in 2017 ... Was named first-team All-ACC by the coaches and third team All-ACC by the media in 2016 ... Collected ACC Defensive Lineman of the Week honors following a dominant effort totaling a season-high eight tackles, two TFLs, 1.0 sack and one pass breakup versus the third-ranked Clemson Tigers ... Named third-team All-ACC by the media in 2015 ... Earned Defensive Most Improved Player honors following the 2016 spring season.

PERSONAL

- Totaled 167 total tackles, 27 tackles for loss and 13.0 sacks while leading Ocean Lakes to its first state championship game appearance as a junior in 2012.
- Named first-team All-Beach District and All-Eastern Region honors and first-team All-Tidewater selection as a junior and a senior.
- Beach District co-Defensive Player of the Year in 2013.
- Anchored a Dolphins defense that held eight opponents to one touchdown or less.
- Majored in social science at Florida State.
- Hometown: Virginia Beach, Va.
- Last name pronounced: NAH-dee.

DERRICK NNADI'S NFL REGULAR SEASON DEFENSIVE STATISTICS

				TACKLES								INTERCEPTIONS					O. FUMB				ST					MISC	
DATE	TEAM	GP	GS	TK	S	A	TFL	YDS	SK	YDS	QBH	NO	YDS	LG	TD	PD	FF	FR	TD	YDS	TK	S	A	FF	FR	S	A
2018	Chiefs	16	11	35	17	18	0	0	0.0	0.0	0	0	0	0	0	0	0	0	0	0	0	0	0	0	0	0	0
2019	Chiefs	16	16	48	18	30	3	3	1.0	1.0	1	1	0	0	0	1	1	0	0	0	0	0	0	0	0	0	0
2020	Chiefs	15	15	47	23	24	0	0	0.0	0.0	1	0	0	0	0	0	0	0	0	0	0	0	0	0	0	0	0
2021	Chiefs	17	10	38	21	17	2	10	3.0	10.0	5	0	0	0	0	0	0	0	0	0	0	0	0	0	0	0	0
2022	Chiefs	17	17	25	11	14	1	4	0.0	0.0	0	0	0	0	0	0	0	0	0	0	0	0	0	0	0	0	0
2023	Chiefs	17	17	29	16	13	1	2	1.0	2.0	1	0	0	0	0	1	0	0	0	0	0	0	0	0	0	0	0
2024	Chiefs	17	1	11	3	8	0	0	0.0	0.0	0	0	0	0	0	0	0	0	0	0	0	0	0	0	0	0	0
2025	Chiefs	13	10	10	6	4	0	0	0.0	0.0	1	0	0	0	0	0	0	0	0	0	0	0	0	0	0	0	0
NFL TOTALS		**128**	**97**	**243**	**115**	**128**	**7**	**19**	**5.0**	**13.0**	**9**	**1**	**0**	**0**	**0**	**2**	**1**	**0**	**0**	**0**	**0**	**0**	**0**	**0**	**0**	**0**	**0**

DERRICK NNADI'S NFL POSTSEASON DEFENSIVE STATISTICS

				TACKLES								INTERCEPTIONS					O. FUMB				ST					MISC	
DATE	TEAM	GP	GS	TK	S	A	TFL	YDS	SK	YDS	QBH	NO	YDS	LG	TD	PD	FF	FR	TD	YDS	TK	S	A	FF	FR	S	A
2018	Chiefs	2	2	8	1	7	1	6	0.0	0.0	1	0	0	0	0	0	0	0	0	0	0	0	0	0	0	0	0
2019	Chiefs	3	3	7	4	3	1	1	0.0	0.0	0	0	0	0	0	0	0	0	0	0	0	0	0	0	0	0	0
2020	Chiefs	3	3	11	3	8	0	0	0.0	0.0	0	0	0	0	0	0	0	0	0	0	0	0	0	0	0	0	0
2021	Chiefs	3	0	4	2	2	0	0	0.0	0.0	1	0	0	0	0	0	0	0	0	0	0	0	0	0	0	0	0
2022	Chiefs	3	3	3	1	2	1	8	1.0	8.0	1	0	0	0	0	0	0	0	0	0	0	0	0	0	0	0	0
2023	Chiefs	1	1	1	0	1	0	0	0.0	0.0	0	0	0	0	0	0	0	0	0	0	0	0	0	0	0	0	0
2024	Chiefs	3	0	4	3	1	0	0	0.0	0.0	0	0	0	0	0	0	0	0	0	0	0	0	0	0	0	0	0
NFL TOTALS		**18**	**12**	**38**	**14**	**24**	**3**	**15**	**1.0**	**8.0**	**3**	**0**	**0**	**0**	**0**	**0**	**0**	**0**	**0**	**0**	**0**	**0**	**0**	**0**	**0**	**0**	**0**

SINGLE-GAME HIGHS: DEFENSIVE

Total Tackles
9 at L.A. Chargers, Sep 20, 2020
9 at Detroit, Sep 29, 2019
6 vs. Minnesota, Nov 03, 2019
6 vs. Indianapolis, Oct 06, 2019
5 vs. Carolina, Nov 08, 2020
...3 more at 5.

Solo Tackles
5 at Detroit, Sep 29, 2019
4 vs. Buffalo, Oct 10, 2021
3 at Miami, Dec 13, 2020
3 vs. Carolina, Nov 08, 2020
3 vs. Las Vegas, Oct 11, 2020
...4 more at 3.

Sacks
1.0 at Denver, Jan 08, 2022
1.0 at Las Vegas, Nov 14, 2021
1.0 vs. N.Y. Giants, Nov 01, 2021
...1 more at 1.0.

Passes Defensed
1 at Jacksonville, Sep 17, 2023
1 at L.A. Chargers, Nov 18, 2019

Forced Fumbles
1 at Detroit, Sep 29, 2019

Tackles For Loss
2 at New England, Dec 08, 2019
1 at New England, Dec 17, 2023
1 at Denver, Dec 11, 2022
1 at Denver, Jan 08, 2022
...2 more at 1.

Interceptions
1 at L.A. Chargers, Nov 18, 2019

SINGLE-GAME HIGHS – POSTSEASON: DEFENSIVE

Total Tackles
6 vs. New England, Jan 20, 2019
5 at Tampa Bay, Feb 07, 2021
4 vs. Buffalo, Jan 24, 2021
4 vs. San Francisco, Feb 02, 2020
3 vs. Pittsburgh, Jan 16, 2022

Solo Tackles
3 vs. San Francisco, Feb 02, 2020
2 vs. Houston, Jan 18, 2025
2 vs. Pittsburgh, Jan 16, 2022
2 vs. Cleveland, Jan 17, 2021
1 at Philadelphia, Feb 09, 2025
...4 more at 1.

Sacks
1.0 vs. Jacksonville, Jan 21, 2023

Tackles For Loss
1 vs. Jacksonville, Jan 21, 2023
1 vs. San Francisco, Feb 02, 2020
1 vs. Indianapolis, Jan 12, 2019

2018 GAME-BY-GAME REGULAR-SEASON STATISTICS (CHIEFS)

			TACKLES								INTERCEPTIONS					O. FUMB				ST					MISC			
DATE	OPPONENT	P/S	TK	S	A	SK	YDS	TFL	YDS	QBH	NO	YDS	LG	TD	PD	FF	FR	TD	YDS	TK	S	A	FF	FR	S	A	W/L	SCORE
09/09	at Chargers	P	0	0	0	0.0	0.0	0	0	0	0	0	0	0	0	0	0	0	0	0	0	0	0	0	0	0	W	38-28
09/16	at Steelers	P	0	0	0	0.0	0.0	0	0	0	0	0	0	0	0	0	0	0	0	0	0	0	0	0	0	0	W	42-37
09/23	49ers	P	3	1	2	0.0	0.0	0	0	0	0	0	0	0	0	0	0	0	0	0	0	0	0	0	0	0	W	38-27
10/01	at Broncos	P	1	1	0	0.0	0.0	0	0	0	0	0	0	0	0	0	0	0	0	0	0	0	0	0	0	0	W	27-23
10/07	Jaguars	S	3	3	0	0.0	0.0	0	0	0	0	0	0	0	0	0	0	0	0	0	0	0	0	0	0	0	W	30-14
10/14	at Patriots	S	5	1	4	0.0	0.0	0	0	0	0	0	0	0	0	0	0	0	0	0	0	0	0	0	0	0	L	40-43
10/21	Bengals	S	3	3	0	0.0	0.0	0	0	0	0	0	0	0	0	0	0	0	0	0	0	0	0	0	0	0	W	45-10
10/28	Broncos	S	2	1	1	0.0	0.0	0	0	0	0	0	0	0	0	0	0	0	0	0	0	0	0	0	0	0	W	30-23
11/04	at Browns	S	3	1	2	0.0	0.0	0	0	0	0	0	0	0	0	0	0	0	0	0	0	0	0	0	0	0	W	37-21
11/11	Cardinals	S	1	1	0	0.0	0.0	0	0	0	0	0	0	0	0	0	0	0	0	0	0	0	0	0	0	0	W	26-14
11/19	at Rams	P	0	0	0	0.0	0.0	0	0	0	0	0	0	0	0	0	0	0	0	0	0	0	0	0	0	0	L	51-54
12/02	at Raiders	S	1	0	1	0.0	0.0	0	0	0	0	0	0	0	0	0	0	0	0	0	0	0	0	0	0	0	W	40-33
12/09	Ravens	S	5	3	2	0.0	0.0	0	0	0	0	0	0	0	0	0	0	0	0	0	0	0	0	0	0	0	W	27-24+
12/13	Chargers	S	3	0	3	0.0	0.0	0	0	0	0	0	0	0	0	0	0	0	0	0	0	0	0	0	0	0	L	28-29
12/23	at Seahawks	S	4	2	2	0.0	0.0	0	0	0	0	0	0	0	0	0	0	0	0	0	0	0	0	0	0	0	L	31-38
12/30	Raiders	S	1	0	1	0.0	0.0	0	0	0	0	0	0	0	0	0	0	0	0	0	0	0	0	0	0	0	W	35-3
2018 TOTALS		**16-11**	**35**	**17**	**18**	**0.0**	**0.0**	**0**	**0**	**0**	**0**	**0**	**0**	**0**	**0**	**0**	**0**	**0**	**0**	**0**	**0**	**0**	**0**	**0**	**0**	**12-4**	

+ - Overtime

2019 GAME-BY-GAME REGULAR-SEASON STATISTICS (CHIEFS)

			TACKLES								INTERCEPTIONS					O. FUMB				ST					MISC			
DATE	OPPONENT	P/S	TK	S	A	SK	YDS	TFL	YDS	QBH	NO	YDS	LG	TD	PD	FF	FR	TD	YDS	TK	S	A	FF	FR	S	A	W/L	SCORE
09/08	at Jaguars	S	3	0	3	0.0	0.0	0	0	0	0	0	0	0	0	0	0	0	0	0	0	0	0	0	0	0	W	40-26
09/15	at Raiders	S	1	1	0	0.0	0.0	0	0	0	0	0	0	0	0	0	0	0	0	0	0	0	0	0	0	0	W	28-10
09/22	Ravens	S	4	2	2	0.0	0.0	0	0	0	0	0	0	0	0	0	0	0	0	0	0	0	0	0	0	0	W	33-28
09/29	at Lions	S	9	5	4	1.0	1.0	0	0	0	0	0	0	0	0	1	0	0	0	0	0	0	0	0	0	0	W	34-30
10/06	Colts	S	6	2	4	0.0	0.0	0	0	0	0	0	0	0	0	0	0	0	0	0	0	0	0	0	0	0	L	13-19
10/13	Texans	S	3	1	2	0.0	0.0	0	0	0	0	0	0	0	0	0	0	0	0	0	0	0	0	0	0	0	L	24-31
10/17	at Broncos	S	2	1	1	0.0	0.0	1	1	0	0	0	0	0	0	0	0	0	0	0	0	0	0	0	0	0	W	30-6
10/27	Packers	S	2	0	2	0.0	0.0	0	0	1	0	0	0	0	0	0	0	0	0	0	0	0	0	0	0	0	L	24-31
11/03	Vikings	S	6	2	4	0.0	0.0	0	0	0	0	0	0	0	0	0	0	0	0	0	0	0	0	0	0	0	W	26-23
11/10	at Titans	S	1	1	0	0.0	0.0	0	0	0	0	0	0	0	0	0	0	0	0	0	0	0	0	0	0	0	L	32-35
11/18	at Chargers	S	1	0	1	0.0	0.0	0	0	0	1	0	0	0	1	0	0	0	0	0	0	0	0	0	0	0	W	24-17
12/01	Raiders	S	3	0	3	0.0	0.0	0	0	0	0	0	0	0	0	0	0	0	0	0	0	0	0	0	0	0	W	40-9
12/08	at Patriots	S	3	2	1	0.0	0.0	2	2	0	0	0	0	0	0	0	0	0	0	0	0	0	0	0	0	0	W	23-16
12/15	Broncos	S	0	0	0	0.0	0.0	0	0	0	0	0	0	0	0	0	0	0	0	0	0	0	0	0	0	0	W	23-3
12/22	at Bears	S	1	1	0	0.0	0.0	0	0	0	0	0	0	0	0	0	0	0	0	0	0	0	0	0	0	0	W	26-3
12/29	Chargers	S	3	0	3	0.0	0.0	0	0	0	0	0	0	0	0	0	0	0	0	0	0	0	0	0	0	0	W	31-21
2019 TOTALS		**16-16**	**48**	**18**	**30**	**1.0**	**1.0**	**3**	**3**	**1**	**1**	**0**	**0**	**0**	**1**	**1**	**0**	**0**	**0**	**0**	**0**	**0**	**0**	**0**	**0**	**12-4**	

2020 GAME-BY-GAME REGULAR-SEASON STATISTICS (CHIEFS)

			TACKLES								INTERCEPTIONS					O. FUMB				ST					MISC			
DATE	OPPONENT	P/S	TK	S	A	SK	YDS	TFL	YDS	QBH	NO	YDS	LG	TD	PD	FF	FR	TD	YDS	TK	S	A	FF	FR	S	A	W/L	SCORE
09/10	Texans	S	1	0	1	0.0	0.0	0	0	0	0	0	0	0	0	0	0	0	0	0	0	0	0	0	0	0	W	34-20
09/20	at Chargers	S	9	2	7	0.0	0.0	0	0	0	0	0	0	0	0	0	0	0	0	0	0	0	0	0	0	0	W	23-20+
09/28	at Ravens	S	1	0	1	0.0	0.0	0	0	0	0	0	0	0	0	0	0	0	0	0	0	0	0	0	0	0	W	34-20
10/05	Patriots	S	4	3	1	0.0	0.0	0	0	0	0	0	0	0	0	0	0	0	0	0	0	0	0	0	0	0	W	26-10
10/11	Raiders	S	5	3	2	0.0	0.0	0	0	0	0	0	0	0	0	0	0	0	0	0	0	0	0	0	0	0	L	32-40
10/19	at Bills	S	4	2	2	0.0	0.0	0	0	0	0	0	0	0	0	0	0	0	0	0	0	0	0	0	0	0	W	26-17
10/25	at Broncos	S	0	0	0	0.0	0.0	0	0	0	0	0	0	0	0	0	0	0	0	0	0	0	0	0	0	0	W	43-16
11/01	Jets	S	1	1	0	0.0	0.0	0	0	0	0	0	0	0	0	0	0	0	0	0	0	0	0	0	0	0	W	35-9
11/08	Panthers	S	5	3	2	0.0	0.0	0	0	0	0	0	0	0	0	0	0	0	0	0	0	0	0	0	0	0	W	33-31
11/22	at Raiders	S	2	1	1	0.0	0.0	0	0	0	0	0	0	0	0	0	0	0	0	0	0	0	0	0	0	0	W	35-31
11/29	at Buccaneers	S	3	1	2	0.0	0.0	0	0	0	0	0	0	0	0	0	0	0	0	0	0	0	0	0	0	0	W	27-24
12/06	Broncos	S	3	2	1	0.0	0.0	0	0	0	0	0	0	0	0	0	0	0	0	0	0	0	0	0	0	0	W	22-16
12/13	at Dolphins	S	4	3	1	0.0	0.0	0	0	0	0	0	0	0	0	0	0	0	0	0	0	0	0	0	0	0	W	33-27
12/20	at Saints	S	3	0	3	0.0	0.0	0	0	1	0	0	0	0	0	0	0	0	0	0	0	0	0	0	0	0	W	32-29
12/27	Falcons	S	2	2	0	0.0	0.0	0	0	0	0	0	0	0	0	0	0	0	0	0	0	0	0	0	0	0	W	17-14
01/03	Chargers											DID NOT PLAY															L	21-38
2020 TOTALS		**15-15**	**47**	**23**	**24**	**0.0**	**0.0**	**0**	**0**	**1**	**0**	**0**	**0**	**0**	**0**	**0**	**0**	**0**	**0**	**0**	**0**	**0**	**0**	**0**	**0**	**14-2**	

+ - Overtime

2021 GAME-BY-GAME REGULAR-SEASON STATISTICS (CHIEFS)

			TACKLES								INTERCEPTIONS					O. FUMB				ST					MISC			
DATE	OPPONENT	P/S	TK	S	A	SK	YDS	TFL	YDS	QBH	NO	YDS	LG	TD	PD	FF	FR	TD	YDS	TK	S	A	FF	FR	S	A	W/L	SCORE
09/12	Browns	P	1	1	0	0.0	0.0	0	0	0	0	0	0	0	0	0	0	0	0	0	0	0	0	0	0	0	W	33-29
09/19	at Ravens	S	1	1	0	0.0	0.0	0	0	0	0	0	0	0	0	0	0	0	0	0	0	0	0	0	0	0	L	35-36
09/26	Chargers	S	2	2	0	0.0	0.0	0	0	0	0	0	0	0	0	0	0	0	0	0	0	0	0	0	0	0	L	24-30
10/03	at Eagles	S	1	1	0	0.0	0.0	0	0	0	0	0	0	0	0	0	0	0	0	0	0	0	0	0	0	0	W	42-30
10/10	Bills	S	4	4	0	0.0	0.0	0	0	0	0	0	0	0	0	0	0	0	0	0	0	0	0	0	0	0	L	20-38
10/17	at Football Team	S	2	1	1	0.0	0.0	0	0	1	0	0	0	0	0	0	0	0	0	0	0	0	0	0	0	0	W	31-13
10/24	at Titans	S	3	2	1	0.0	0.0	0	0	0	0	0	0	0	0	0	0	0	0	0	0	0	0	0	0	0	L	3-27
11/01	Giants	S	3	1	2	1.0	0.0	0	0	1	0	0	0	0	0	0	0	0	0	0	0	0	0	0	0	0	W	20-17
11/07	Packers	P	2	2	0	0.0	0.0	0	0	0	0	0	0	0	0	0	0	0	0	0	0	0	0	0	0	0	W	13-7
11/14	at Raiders	S	4	2	2	1.0	5.0	1	5	1	0	0	0	0	0	0	0	0	0	0	0	0	0	0	0	0	W	41-14
11/21	Cowboys	S	3	2	1	0.0	0.0	0	0	0	0	0	0	0	0	0	0	0	0	0	0	0	0	0	0	0	W	19-9
12/05	Broncos	P	3	0	3	0.0	0.0	0	0	1	0	0	0	0	0	0	0	0	0	0	0	0	0	0	0	0	W	22-9
12/12	Raiders	P	1	0	1	0.0	0.0	0	0	0	0	0	0	0	0	0	0	0	0	0	0	0	0	0	0	0	W	48-9
12/16	at Chargers	S	2	0	2	0.0	0.0	0	0	0	0	0	0	0	0	0	0	0	0	0	0	0	0	0	0	0	W	34-28+
12/26	Steelers	P	3	0	3	0.0	0.0	0	0	0	0	0	0	0	0	0	0	0	0	0	0	0	0	0	0	0	W	36-10
01/02	at Bengals	P	2	1	1	0.0	0.0	0	0	0	0	0	0	0	0	0	0	0	0	0	0	0	0	0	0	0	L	31-34
01/08	at Broncos	P	1	1	0	1.0	5.0	1	5	1	0	0	0	0	0	0	0	0	0	0	0	0	0	0	0	0	W	28-24
2021 TOTALS		**17-10**	**38**	**21**	**17**	**3.0**	**10.0**	**2**	**10**	**5**	**0**	**0**	**0**	**0**	**0**	**0**	**0**	**0**	**0**	**0**	**0**	**0**	**0**	**0**	**0**	**12-5**	

+ - Overtime

2022 GAME-BY-GAME REGULAR-SEASON STATISTICS (CHIEFS)

			TACKLES								INTERCEPTIONS					O. FUMB				ST					MISC			
DATE	OPPONENT	P/S	TK	S	A	SK	YDS	TFL	YDS	QBH	NO	YDS	LG	TD	PD	FF	FR	TD	YDS	TK	S	A	FF	FR	S	A	W/L	SCORE
09/11	at Cardinals	S	0	0	0	0.0	0.0	0	0	0	0	0	0	0	0	0	0	0	0	0	0	0	0	0	0	0	W	44-21
09/15	Chargers	S	3	0	3	0.0	0.0	0	0	0	0	0	0	0	0	0	0	0	0	0	0	0	0	0	0	0	W	27-24
09/25	at Colts	S	1	1	0	0.0	0.0	0	0	0	0	0	0	0	0	0	0	0	0	0	0	0	0	0	0	0	L	17-20
10/02	at Buccaneers	S	2	2	0	0.0	0.0	0	0	0	0	0	0	0	0	0	0	0	0	0	0	0	0	0	0	0	W	41-31
10/10	Raiders	S	3	2	1	0.0	0.0	0	0	0	0	0	0	0	0	0	0	0	0	0	0	0	0	0	0	0	W	30-29
10/16	Bills	S	2	1	1	0.0	0.0	0	0	0	0	0	0	0	0	0	0	0	0	0	0	0	0	0	0	0	L	20-24
10/23	at 49ers	S	2	0	2	0.0	0.0	0	0	0	0	0	0	0	0	0	0	0	0	0	0	0	0	0	0	0	W	44-23
11/06	Titans	S	2	0	2	0.0	0.0	0	0	0	0	0	0	0	0	0	0	0	0	0	0	0	0	0	0	0	W	20-17+
11/13	Jaguars	S	0	0	0	0.0	0.0	0	0	0	0	0	0	0	0	0	0	0	0	0	0	0	0	0	0	0	W	27-17
11/20	at Chargers	S	0	0	0	0.0	0.0	0	0	0	0	0	0	0	0	0	0	0	0	0	0	0	0	0	0	0	W	30-27
11/27	Rams	S	2	0	2	0.0	0.0	0	0	0	0	0	0	0	0	0	0	0	0	0	0	0	0	0	0	0	W	26-10
12/04	at Bengals	S	1	0	1	0.0	0.0	0	0	0	0	0	0	0	0	0	0	0	0	0	0	0	0	0	0	0	L	24-27
12/11	at Broncos	S	2	1	1	0.0	0.0	1	4	0	0	0	0	0	0	0	0	0	0	0	0	0	0	0	0	0	W	34-28
12/18	at Texans	S	1	1	0	0.0	0.0	0	0	0	0	0	0	0	0	0	0	0	0	0	0	0	0	0	0	0	W	30-24+
12/24	Seahawks	S	3	2	1	0.0	0.0	0	0	0	0	0	0	0	0	0	0	0	0	0	0	0	0	0	0	0	W	24-10
01/01	Broncos	S	1	1	0	0.0	0.0	0	0	0	0	0	0	0	0	0	0	0	0	0	0	0	0	0	0	0	W	27-24
01/07	at Raiders	S	0	0	0	0.0	0.0	0	0	0	0	0	0	0	0	0	0	0	0	0	0	0	0	0	0	0	W	31-13
2022 TOTALS		**17-17**	**25**	**11**	**14**	**0.0**	**0.0**	**1**	**4**	**0**	**0**	**0**	**0**	**0**	**0**	**0**	**0**	**0**	**0**	**0**	**0**	**0**	**0**	**0**	**0**	**14-3**	

+ - Overtime

2023 GAME-BY-GAME REGULAR-SEASON STATISTICS (CHIEFS)

			TACKLES								INTERCEPTIONS					O. FUMB				ST					MISC			
DATE	OPPONENT	P/S	TK	S	A	SK	YDS	TFL	YDS	QBH	NO	YDS	LG	TD	PD	FF	FR	TD	YDS	TK	S	A	FF	FR	S	A	W/L	SCORE
09/07	Lions	S	3	1	2	0.0	0.0	0	0	0	0	0	0	0	0	0	0	0	0	0	0	0	0	0	0	0	L	20-21
09/17	at Jaguars	S	3	0	3	0.0	0.0	0	0	0	0	0	0	0	1	0	0	0	0	0	0	0	0	0	0	0	W	17-9
09/24	Bears	S	3	1	2	0.0	0.0	0	0	0	0	0	0	0	0	0	0	0	0	0	0	0	0	0	0	0	W	41-10
10/01	at Jets	S	2	2	0	0.0	0.0	0	0	0	0	0	0	0	0	0	0	0	0	0	0	0	0	0	0	0	W	23-20
10/08	at Vikings	S	1	1	0	0.0	0.0	0	0	0	0	0	0	0	0	0	0	0	0	0	0	0	0	0	0	0	W	27-20
10/12	Broncos	S	1	1	0	0.0	0.0	0	0	0	0	0	0	0	0	0	0	0	0	0	0	0	0	0	0	0	W	19-8
10/22	Chargers	S	2	1	1	0.0	0.0	0	0	0	0	0	0	0	0	0	0	0	0	0	0	0	0	0	0	0	W	31-17
10/29	at Broncos	S	3	1	2	0.0	0.0	0	0	0	0	0	0	0	0	0	0	0	0	0	0	0	0	0	0	0	L	9-24
11/05	Dolphins	S	0	0	0	0.0	0.0	0	0	0	0	0	0	0	0	0	0	0	0	0	0	0	0	0	0	0	W	21-14
11/20	Eagles	S	0	0	0	0.0	0.0	0	0	0	0	0	0	0	0	0	0	0	0	0	0	0	0	0	0	0	L	17-21
11/26	at Raiders	S	2	1	1	0.0	0.0	0	0	0	0	0	0	0	0	0	0	0	0	0	0	0	0	0	0	0	W	31-17
12/03	at Packers	S	1	1	0	0.0	0.0	0	0	0	0	0	0	0	0	0	0	0	0	0	0	0	0	0	0	0	L	19-27
12/10	Bills	S	1	0	1	0.0	0.0	0	0	0	0	0	0	0	0	0	0	0	0	0	0	0	0	0	0	0	L	17-20
12/17	at Patriots	S	2	2	0	1.0	2.0	1	2	1	0	0	0	0	0	0	0	0	0	0	0	0	0	0	0	0	W	27-17
12/25	Raiders	S	2	2	0	0.0	0.0	0	0	0	0	0	0	0	0	0	0	0	0	0	0	0	0	0	0	0	L	14-20
12/31	Bengals	S	3	2	1	0.0	0.0	0	0	0	0	0	0	0	0	0	0	0	0	0	0	0	0	0	0	0	W	25-17
01/07	at Chargers	S	0	0	0	0.0	0.0	0	0	0	0	0	0	0	0	0	0	0	0	0	0	0	0	0	0	0	W	13-12
2023 TOTALS		**17-17**	**29**	**16**	**13**	**1.0**	**2.0**	**1**	**2**	**1**	**0**	**0**	**0**	**0**	**1**	**0**	**0**	**0**	**0**	**0**	**0**	**0**	**0**	**0**	**0**	**11-6**	

2024 GAME-BY-GAME REGULAR-SEASON STATISTICS (CHIEFS)

			TACKLES								INTERCEPTIONS					O. FUMB				ST					MISC			
DATE	OPPONENT	P/S	TK	S	A	SK	YDS	TFL	YDS	QBH	NO	YDS	LG	TD	PD	FF	FR	TD	YDS	TK	S	A	FF	FR	S	A	W/L	SCORE
09/05	Ravens	P	0	0	0	0.0	0.0	0	0	0	0	0	0	0	0	0	0	0	0	0	0	0	0	0	0	0	W	27-20
09/15	Bengals	P	2	1	1	0.0	0.0	0	0	0	0	0	0	0	0	0	0	0	0	0	0	0	0	0	0	0	W	26-25
09/22	at Falcons	P	0	0	0	0.0	0.0	0	0	0	0	0	0	0	0	0	0	0	0	0	0	0	0	0	0	0	W	22-17
09/29	at Chargers	P	0	0	0	0.0	0.0	0	0	0	0	0	0	0	0	0	0	0	0	0	0	0	0	0	0	0	W	17-10
10/07	Saints	P	0	0	0	0.0	0.0	0	0	0	0	0	0	0	0	0	0	0	0	0	0	0	0	0	0	0	W	26-13
10/20	at 49ers	P	1	1	0	0.0	0.0	0	0	0	0	0	0	0	0	0	0	0	0	0	0	0	0	0	0	0	W	28-18
10/27	at Raiders	P	0	0	0	0.0	0.0	0	0	0	0	0	0	0	0	0	0	0	0	0	0	0	0	0	0	0	W	27-20
11/04	Buccaneers	P	0	0	0	0.0	0.0	0	0	0	0	0	0	0	0	0	0	0	0	0	0	0	0	0	0	0	W	30-24+
11/10	Broncos	P	0	0	0	0.0	0.0	0	0	0	0	0	0	0	0	0	0	0	0	0	0	0	0	0	0	0	W	16-14
11/17	at Bills	P	0	0	0	0.0	0.0	0	0	0	0	0	0	0	0	0	0	0	0	0	0	0	0	0	0	0	L	21-30
11/24	at Panthers	P	2	1	1	0.0	0.0	0	0	0	0	0	0	0	0	0	0	0	0	0	0	0	0	0	0	0	W	30-27
11/29	Raiders	P	0	0	0	0.0	0.0	0	0	0	0	0	0	0	0	0	0	0	0	0	0	0	0	0	0	0	W	19-17
12/08	Chargers	P	0	0	0	0.0	0.0	0	0	0	0	0	0	0	0	0	0	0	0	0	0	0	0	0	0	0	W	19-17
12/15	at Browns	P	1	0	1	0.0	0.0	0	0	0	0	0	0	0	0	0	0	0	0	0	0	0	0	0	0	0	W	21-7
12/21	Texans	P	0	0	0	0.0	0.0	0	0	0	0	0	0	0	0	0	0	0	0	0	0	0	0	0	0	0	W	27-19
12/25	at Steelers	P	1	0	1	0.0	0.0	0	0	0	0	0	0	0	0	0	0	0	0	0	0	0	0	0	0	0	W	29-10
01/05	at Broncos	S	4	0	4	0.0	0.0	0	0	0	0	0	0	0	0	0	0	0	0	0	0	0	0	0	0	0	L	0-38
2024 TOTALS		**17-1**	**11**	**3**	**8**	**0.0**	**0.0**	**0**	**0**	**0**	**0**	**0**	**0**	**0**	**0**	**0**	**0**	**0**	**0**	**0**	**0**	**0**	**0**	**0**	**0**	**15-2**	

+ - Overtime

2025 GAME-BY-GAME REGULAR-SEASON STATISTICS (CHIEFS)

			TACKLES								INTERCEPTIONS					O. FUMB				ST					MISC			
DATE	OPPONENT	P/S	TK	S	A	SK	YDS	TFL	YDS	QBH	NO	YDS	LG	TD	PD	FF	FR	TD	YDS	TK	S	A	FF	FR	S	A	W/L	SCORE
09/05	at Chargers	P	1	1	0	0.0	0.0	0	0	0	0	0	0	0	0	0	0	0	0	0	0	0	0	0	0	0	L	21-27
09/14	Eagles	S	4	1	3	0.0	0.0	0	0	0	0	0	0	0	0	0	0	0	0	0	0	0	0	0	0	0	L	17-20
09/21	at Giants	P	0	0	0	0.0	0.0	0	0	0	0	0	0	0	0	0	0	0	0	0	0	0	0	0	0	0	W	22-9
09/28	Ravens	S	0	0	0	0.0	0.0	0	0	0	0	0	0	0	0	0	0	0	0	0	0	0	0	0	0	0	W	37-20
10/06	at Jaguars	S	0	0	0	0.0	0.0	0	0	0	0	0	0	0	0	0	0	0	0	0	0	0	0	0	0	0	L	28-31
10/12	Lions	S	0	0	0	0.0	0.0	0	0	0	0	0	0	0	0	0	0	0	0	0	0	0	0	0	0	0	W	30-17
10/19	Raiders	S	1	0	1	0.0	0.0	0	0	0	0	0	0	0	0	0	0	0	0	0	0	0	0	0	0	0	W	31-0
10/27	Commanders	S	0	0	0	0.0	0.0	0	0	0	0	0	0	0	0	0	0	0	0	0	0	0	0	0	0	0	W	28-7
11/02	at Bills	S	1	1	0	0.0	0.0	0	0	0	0	0	0	0	0	0	0	0	0	0	0	0	0	0	0	0	L	21-28
11/16	at Broncos	P	1	1	0	0.0	0.0	0	0	0	0	0	0	0	0	0	0	0	0	0	0	0	0	0	0	0	L	19-22
11/23	Colts	S	1	1	0	0.0	0.0	0	0	0	0	0	0	0	0	0	0	0	0	0	0	0	0	0	0	0	W	23-20+
11/27	at Cowboys	S	1	1	0	0.0	0.0	0	0	1	0	0	0	0	0	0	0	0	0	0	0	0	0	0	0	0	L	28-31
12/07	Texans	S	0	0	0	0.0	0.0	0	0	0	0	0	0	0	0	0	0	0	0	0	0	0	0	0	0	0	L	10-20
2025 TOTALS		**13-10**	**10**	**6**	**4**	**0.0**	**0.0**	**0**	**0**	**1**	**0**	**0**	**0**	**0**	**0**	**0**	**0**	**0**	**0**	**0**	**0**	**0**	**0**	**0**	**0**	**6-7**	

+ - Overtime

2018 GAME-BY-GAME POSTSEASON STATISTICS (CHIEFS)

			TACKLES								INTERCEPTIONS					O. FUMB				ST					MISC			
DATE	OPPONENT	P/S	TK	S	A	SK	YDS	TFL	YDS	QBH	NO	YDS	LG	TD	PD	FF	FR	TD	YDS	TK	S	A	FF	FR	S	A	W/L	SCORE
01/12	Colts	S	2	1	1	0.0	0.0	1	6	0	0	0	0	0	0	0	0	0	0	0	0	0	0	0	0	0	W	31-13
01/20	Patriots	S	6	0	6	0.0	0.0	0	0	1	0	0	0	0	0	0	0	0	0	0	0	0	0	0	0	0	L	31-37+
2018 TOTALS		**2-2**	**8**	**1**	**7**	**0.0**	**0.0**	**1**	**6**	**1**	**0**	**0**	**0**	**0**	**0**	**0**	**0**	**0**	**0**	**0**	**0**	**0**	**0**	**0**	**0**	**1-1**	

+ - Overtime

2019 GAME-BY-GAME POSTSEASON STATISTICS (CHIEFS)

			TACKLES								INTERCEPTIONS					O. FUMB				ST					MISC			
DATE	OPPONENT	P/S	TK	S	A	SK	YDS	TFL	YDS	QBH	NO	YDS	LG	TD	PD	FF	FR	TD	YDS	TK	S	A	FF	FR	S	A	W/L	SCORE
01/12	Texans	S	2	1	1	0.0	0.0	0	0	0	0	0	0	0	0	0	0	0	0	0	0	0	0	0	0	0	W	51-31
01/19	Titans	S	1	0	1	0.0	0.0	0	0	0	0	0	0	0	0	0	0	0	0	0	0	0	0	0	0	0	W	35-24
02/02	49ers	S	4	3	1	0.0	0.0	1	1	0	0	0	0	0	0	0	0	0	0	0	0	0	0	0	0	0	W	31-20
2019 TOTALS		**3-3**	**7**	**4**	**3**	**0.0**	**0.0**	**1**	**1**	**0**	**0**	**0**	**0**	**0**	**0**	**0**	**0**	**0**	**0**	**0**	**0**	**0**	**0**	**0**	**0**	**3-0**	

2020 GAME-BY-GAME POSTSEASON STATISTICS (CHIEFS)

			TACKLES								INTERCEPTIONS					O. FUMB				ST					MISC			
DATE	OPPONENT	P/S	TK	S	A	SK	YDS	TFL	YDS	QBH	NO	YDS	LG	TD	PD	FF	FR	TD	YDS	TK	S	A	FF	FR	S	A	W/L	SCORE
01/17	Browns	S	2	2	0	0.0	0.0	0	0	0	0	0	0	0	0	0	0	0	0	0	0	0	0	0	0	0	W	22-17
01/24	Bills	S	4	0	4	0.0	0.0	0	0	0	0	0	0	0	0	0	0	0	0	0	0	0	0	0	0	0	W	38-24
02/07	at Buccaneers	S	5	1	4	0.0	0.0	0	0	0	0	0	0	0	0	0	0	0	0	0	0	0	0	0	0	0	L	9-31
2020 TOTALS		**3-3**	**11**	**3**	**8**	**0.0**	**0.0**	**0**	**0**	**0**	**0**	**0**	**0**	**0**	**0**	**0**	**0**	**0**	**0**	**0**	**0**	**0**	**0**	**0**	**0**	**2-1**	

2021 GAME-BY-GAME POSTSEASON STATISTICS (CHIEFS)

			TACKLES								INTERCEPTIONS					O. FUMB				ST					MISC			
DATE	OPPONENT	P/S	TK	S	A	SK	YDS	TFL	YDS	QBH	NO	YDS	LG	TD	PD	FF	FR	TD	YDS	TK	S	A	FF	FR	S	A	W/L	SCORE
01/16	Steelers	P	3	2	1	0.0	0.0	0	0	0	0	0	0	0	0	0	0	0	0	0	0	0	0	0	0	0	W	42-21
01/23	Bills	P	0	0	0	0.0	0.0	0	0	0	0	0	0	0	0	0	0	0	0	0	0	0	0	0	0	0	W	42-36+
01/30	Bengals	P	1	0	1	0.0	0.0	0	0	1	0	0	0	0	0	0	0	0	0	0	0	0	0	0	0	0	L	24-27+
2021 TOTALS		**3-0**	**4**	**2**	**2**	**0.0**	**0.0**	**0**	**0**	**1**	**0**	**0**	**0**	**0**	**0**	**0**	**0**	**0**	**0**	**0**	**0**	**0**	**0**	**0**	**0**	**2-1**	

+ - Overtime

2022 GAME-BY-GAME POSTSEASON STATISTICS (CHIEFS)

			TACKLES								INTERCEPTIONS					O. FUMB				ST					MISC			
DATE	OPPONENT	P/S	TK	S	A	SK	YDS	TFL	YDS	QBH	NO	YDS	LG	TD	PD	FF	FR	TD	YDS	TK	S	A	FF	FR	S	A	W/L	SCORE
01/21	Jaguars	S	2	1	1	1.0	8.0	1	8	1	0	0	0	0	0	0	0	0	0	0	0	0	0	0	0	0	W	27-20
01/29	Bengals	S	1	0	1	0.0	0.0	0	0	0	0	0	0	0	0	0	0	0	0	0	0	0	0	0	0	0	W	23-20
02/12	at Eagles	S	0	0	0	0.0	0.0	0	0	0	0	0	0	0	0	0	0	0	0	0	0	0	0	0	0	0	W	38-35
2022 TOTALS		**3-3**	**3**	**1**	**2**	**1.0**	**8.0**	**1**	**8**	**1**	**0**	**0**	**0**	**0**	**0**	**0**	**0**	**0**	**0**	**0**	**0**	**0**	**0**	**0**	**0**	**3-0**	

2023 GAME-BY-GAME POSTSEASON STATISTICS (CHIEFS)

			TACKLES								INTERCEPTIONS					O. FUMB				ST					MISC			
DATE	OPPONENT	P/S	TK	S	A	SK	YDS	TFL	YDS	QBH	NO	YDS	LG	TD	PD	FF	FR	TD	YDS	TK	S	A	FF	FR	S	A	W/L	SCORE
01/13	Dolphins	S	1	0	1	0.0	0.0	0	0	0	0	0	0	0	0	0	0	0	0	0	0	0	0	0	0	0	W	26-7
01/21	at Bills												INACTIVE														W	27-24
01/28	at Ravens												RESERVE/INJURED														W	17-10
02/11	49ers												RESERVE/INJURED														W	25-22+
2023 TOTALS		**1-1**	**1**	**0**	**1**	**0.0**	**0.0**	**0**	**0**	**0**	**0**	**0**	**0**	**0**	**0**	**0**	**0**	**0**	**0**	**0**	**0**	**0**	**0**	**0**	**0**	**4-0**	

+ - Overtime

2024 GAME-BY-GAME POSTSEASON STATISTICS (CHIEFS)

			TACKLES								INTERCEPTIONS					O. FUMB				ST					MISC			
DATE	OPPONENT	P/S	TK	S	A	SK	YDS	TFL	YDS	QBH	NO	YDS	LG	TD	PD	FF	FR	TD	YDS	TK	S	A	FF	FR	S	A	W/L	SCORE
01/18	Texans	P	2	2	0	0.0	0.0	0	0	0	0	0	0	0	0	0	0	0	0	0	0	0	0	0	0	0	W	23-14
01/26	Bills	P	0	0	0	0.0	0.0	0	0	0	0	0	0	0	0	0	0	0	0	0	0	0	0	0	0	0	W	32-29
02/09	at Eagles	P	2	1	1	0.0	0.0	0	0	0	0	0	0	0	0	0	0	0	0	0	0	0	0	0	0	0	L	22-40
2024 TOTALS		**3-0**	**4**	**3**	**1**	**0.0**	**0.0**	**0**	**0**	**0**	**0**	**0**	**0**	**0**	**0**	**0**	**0**	**0**	**0**	**0**	**0**	**0**	**0**	**0**	**0**	**2-1**	

HUNTER NOURZAD

OFFENSIVE LINEMAN #60

PENN STATE

2ND YEAR IN THE NFL

2ND YEAR WITH THE CHIEFS

HEIGHT:	6'3"
WEIGHT:	317 LBS
HOW ACQUIRED:	D5-24
BIRTHDAY:	11/26/00



- Nourzad enters his second season with the Chiefs in 2025.
- Originally entered the NFL as a fifth-round pick (159th overall) by the Kansas City Chiefs in 2024.

Transactions: Originally entered the NFL as a fifth-round pick (159th overall) by the Kansas City Chiefs in 2024.

COLLEGE

Played two seasons for Penn State (2022-23) and two seasons (2020 cancelled) for Cornell (2019-21) ... Played in 12 games in 2023 and started in two ... Earned the coaching staff's Offensive Player of the Week award after performance against Iowa (9/23/23) ... Voted second-team All-Big Ten by coaches and media (2023) ... Earned Academic All-Big Ten honors (2023) ... Was Penn State's Tim Shaw Thrive award winner (2023) ... Named to the team's Nittany Lion Club for the highest GPA as a senior ... Named All-Big Ten honorable mention by the coaches and media (2022) ... Selected by the coaching staff as the Offensive Player of the Game after performance against Auburn (9/17/22) ... Finished his time at Cornell with 20 consecutive games at right tackle ... Earned second-team All-America honors from the AFCA (2021) ... Selected to third-team All-America (Phil Steele) (2021) ... Named Phil Steele's Ivy League Offensive Lineman of the Year (2021) ... Earned Academic All-Ivy League honors (2021) ... Semifinalist for the William V. Campbell Trophy (2021).

PERSONAL

- Two-year captain at The Walker School.
- Named a two-time All-State selection by the Atlanta-Journal Constitution, Recruit Georgia and the Georgia Athletic Coaches Association.
- Earned three-time All-Region honors (first-team twice).
- Was Regional Lineman of the Year as a senior.
- Also lettered in lacrosse and track and field.
- Earned All-Region honors in shot put.
- Earned his degree in engineering at Cornell and his MBA at Penn State.

HUNTER NOURZAD'S NFL REGULAR SEASON STATISTICS

DATE	TEAM	GP	GS
2024	Chiefs	17	0
2025	Chiefs	7	0
NFL TOTALS		**24**	**0**

HUNTER NOURZAD'S NFL POSTSEASON STATISTICS

DATE	TEAM	GP	GS
2024	Chiefs	2	0
NFL TOTALS		**2**	**0**

2024 GAME-BY-GAME REGULAR-SEASON STATISTICS (CHIEFS)

DATE	OPPONENT	P/S		W/L	SCORE
09/05	Ravens	P		W	27-20
09/15	Bengals	P		W	26-25
09/22	at Falcons	P		W	22-17
09/29	at Chargers	P		W	17-10
10/07	Saints	P		W	26-13
10/20	at 49ers	P		W	28-18
10/27	at Raiders	P		W	27-20
11/04	Buccaneers	P		W	30-24+
11/10	Broncos	P		W	16-14
11/17	at Bills	P		L	21-30
11/24	at Panthers	P		W	30-27
11/29	Raiders	P		W	19-17
12/08	Chargers	P		W	19-17
12/15	at Browns	P		W	21-7
12/21	Texans	P		W	27-19
12/25	at Steelers	P		W	29-10
01/05	at Broncos	P		L	0-38
2024 TOTALS		**17-0**		**15-2**	

+ - Overtime

2025 GAME-BY-GAME REGULAR-SEASON STATISTICS (CHIEFS)

DATE	OPPONENT	P/S		W/L	SCORE
09/05	at Chargers		INACTIVE	L	21-27
09/14	Eagles		INACTIVE	L	17-20
09/21	at Giants		INACTIVE	W	22-9
09/28	Ravens		INACTIVE	W	37-20
10/06	at Jaguars		INACTIVE	L	28-31
10/12	Lions	P		W	30-17
10/19	Raiders	P		W	31-0
10/27	Commanders	P		W	28-7
11/02	at Bills	P		L	21-28
11/16	at Broncos		INACTIVE	L	19-22
11/23	Colts	P		W	23-20+
11/27	at Cowboys	P		L	28-31
12/07	Texans	P		L	10-20
2025 TOTALS		**7-0**		**6-7**	

+ - Overtime

2024 GAME-BY-GAME POSTSEASON STATISTICS (CHIEFS)

DATE	OPPONENT	P/S		W/L	SCORE
01/18	Texans	P		W	23-14
01/26	Bills	P		W	32-29
02/09	at Eagles		DID NOT PLAY	L	22-40
2024 TOTALS		**2-0**		**2-1**	

HUNTER NOURZAD'S COLLEGE STATISTICS

DATE	TEAM	GP	GS
2019	Cornell	9	8
2021	Cornell	10	10
2022	Penn St.	11	8
2023	Penn St.	12	11
TOTALS		**42**	**37**

COLLEGE 2019 GAME-BY-GAME STATISTICS (CORNELL)

DATE	OPPONENT	P/S		W/L	SCORE
09/21	at Marist	S		W	21-7
09/28	at Yale	P		L	16-27
10/05	Georgetown	S		L	8-14
10/12	at Harvard	S		L	22-35
10/19	Colgate	S		L	20-21
10/26	Brown	S		W	37-35
11/01	Princeton	S		L	7-21
11/09	at Penn	S		L	20-21
11/23	Columbia	S		W	35-9
2019 TOTALS		**9-8**		**3-6**	

COLLEGE 2021 GAME-BY-GAME STATISTICS (CORNELL)

DATE	OPPONENT	P/S		W/L	SCORE
09/18	VMI	S		L	21-31
09/25	at Yale	S		L	17-23
10/02	at Bucknell	S		L	10-21
10/09	at Harvard	S		L	10-24
10/15	Colgate	S		W	34-20
10/23	Brown	S		L	45-49
10/29	Princeton	S		L	16-34
11/06	at Penn	S		W	15-12
11/13	at Dartmouth	S		L	7-41
11/20	Columbia	S		L	26-34
2021 TOTALS		**10-10**		**2-8**	

COLLEGE 2022 GAME-BY-GAME STATISTICS (PENN ST.)

DATE	OPPONENT	P/S		W/L	SCORE
09/01	at Purdue	P		W	35-31
09/10	Ohio	P		W	46-10
09/17	at Auburn	P		W	41-12
09/24	Central Mich.		DID NOT PLAY	W	33-14
10/01	Northwestern		DID NOT PLAY	W	17-7
10/15	at Michigan	S		L	17-41
10/22	Minnesota	S		W	45-17
10/29	Ohio St.	S		L	31-44
11/05	at Indiana	S		W	45-14
11/12	Maryland	S		W	30-0
11/19	at Rutgers	S		W	55-10
11/26	Michigan St.	S		W	35-16
01/02	at Utah	S		W	35-21
2022 TOTALS		**11-8**		**11-2**	

COLLEGE 2023 GAME-BY-GAME STATISTICS (PENN ST.)

DATE	OPPONENT	P/S		W/L	SCORE
09/02	West Virginia		DID NOT PLAY	W	38-15
09/09	Delaware	P		W	63-7
09/16	at Illinois	S		W	30-13
09/23	Iowa	S		W	31-0
09/30	at Northwestern	S		W	41-13
10/14	Massachusetts	S		W	63-0
10/21	at Ohio St.	S		L	12-20
10/28	Indiana	S		W	33-24
11/04	at Maryland	S		W	51-15
11/11	Michigan	S		L	15-24
11/18	Rutgers	S		W	27-6
11/24	at Michigan St.	S		W	42-0
12/30	Ole Miss	S		L	25-38
2023 TOTALS		**12-11**		**10-3**	

CHARLES OMENIHU

23

DEFENSIVE END #90

TEXAS

7TH YEAR IN THE NFL

3RD YEAR WITH THE CHIEFS

HEIGHT: 6'5"
WEIGHT: 280 LBS
HOW ACQUIRED: FA-25
BIRTHDAY: 8/20/97

- Omenihu enters his third season with the Chiefs in 2025.
- Traded to San Francisco from Houston in exchange for a 2023 sixth-round pick.
- Originally entered the NFL as a fifth-round pick (161st overall) by the Houston Texans in the 2019 NFL Draft.

Career Highlights:

- Recorded six-straight games with at least a half a sack.
- Recorded 7.0 sacks in 2023, a career-high, for a loss of 49.0 yards.

Transactions:

Re-signed with Kansas City (3/27/25) ... Signed with Kansas City (3/16/23) ... Traded to San Francisco from Houston (11/2/21) ... Originally entered the NFL as a fifth-round pick (161st overall) by the Houston Texans in the 2019 NFL Draft.

COLLEGE

A four-year defensive end who played in 51 career games with 33 starts at Texas ... Totaled 99 tackles (68 solo) with 29.5 tackles for loss and 17.0 sacks ... Had 12 quarterback hurries, three forced fumbles and one fumble recovery ... Chosen to compete in the 2015 Semper Fidelis All-American Bowl ... Rated the No. 15 weakside DE in the nation by Rivals ... Member of the Big 12 Commissioner's Honor Roll (fall 2016) ... Named third-team preseason All-Big 12 by Athlon Sports ... Big 12 Defensive Lineman of the Year in 2018 ... Also named first-team All-Big 12 ... Played in the Senior Bowl after his senior season.

PERSONAL

- Born in Houston, Texas.
- Parents Regina and Sunday Omenihu.
- Has one sister, Augustina.
- Majored in sport management.

CHARLES OMENIHU'S NFL REGULAR SEASON DEFENSIVE STATISTICS

				TACKLES								INTERCEPTIONS					O. FUMB				ST					MISC	
DATE	TEAM	GP	GS	TK	S	A	TFL	YDS	SK	YDS	QBH	NO	YDS	LG	TD	PD	FF	FR	TD	YDS	TK	S	A	FF	FR	S	A
2019	Texans	14	0	13	8	5	2	11	3.0	34.0	5	0	0	0	0	2	2	0	0	0	0	0	0	0	0	0	0
2020	Texans	15	5	17	11	6	5	37	4.0	35.0	16	0	0	0	0	2	0	0	0	0	0	0	0	0	0	0	0
2021	Texans	6	2	11	8	3	1	1	0.0	0.0	3	0	0	0	0	0	0	0	0	0	0	0	0	0	0	0	0
Went from **Houston** to **San Francisco**.																											
2021	49ers	9	0	6	6	0	0	0	0.0	0.0	1	0	0	0	0	1	0	0	0	0	0	0	0	0	0	0	0
2021	TOTAL	15	2	17	14	3	1	1	0.0	0.0	4	0	0	0	0	1	0	0	0	0	0	0	0	0	0	0	0
2022	49ers	17	3	20	7	13	3	25	4.5	36.0	16	0	0	0	0	1	1	0	0	0	0	0	0	0	0	0	0
2023	Chiefs	11	1	28	18	10	5	34	7.0	49.0	11	0	0	0	0	2	2	0	0	0	0	0	0	0	0	0	0
2024	Chiefs	6	1	6	4	2	0	0	1.0	10.0	1	0	0	0	0	0	1	0	0	0	0	0	0	0	0	0	0
2025	Chiefs	13	0	17	11	6	4	8	2.0	6.0	7	0	0	0	0	0	0	0	0	0	0	0	0	0	0	0	0
NFL TOTALS		**91**	**12**	**118**	**73**	**45**	**20**	**116**	**21.5**	**170.0**	**60**	**0**	**0**	**0**	**0**	**8**	**6**	**0**	**0**	**0**	**0**	**0**	**0**	**0**	**0**	**0**	**0**

CHARLES OMENIHU'S NFL POSTSEASON DEFENSIVE STATISTICS

				TACKLES								INTERCEPTIONS					O. FUMB				ST					MISC	
DATE	TEAM	GP	GS	TK	S	A	TFL	YDS	SK	YDS	QBH	NO	YDS	LG	TD	PD	FF	FR	TD	YDS	TK	S	A	FF	FR	S	A
2019	Texans	2	0	1	0	1	0	0	0.0	0.0	1	0	0	0	0	0	0	0	0	0	0	0	0	0	0	0	0
2021	49ers	3	0	4	2	2	1	0	1.5	10.5	4	0	0	0	0	0	1	0	0	0	0	0	0	0	0	0	0
2022	49ers	3	0	5	4	1	1	4	2.0	15.0	3	0	0	0	0	0	1	0	0	0	0	0	0	0	0	0	0
2023	Chiefs	3	0	3	1	2	0	0	1.0	3.0	1	0	0	0	0	0	1	0	0	0	0	0	0	0	0	0	0
2024	Chiefs	3	0	9	6	3	3	5	1.0	3.0	1	0	0	0	0	1	1	0	0	0	0	0	0	0	0	0	0
NFL TOTALS		**14**	**0**	**22**	**13**	**9**	**5**	**9**	**5.5**	**31.5**	**10**	**0**	**0**	**0**	**0**	**1**	**4**	**0**	**0**	**0**	**0**	**0**	**0**	**0**	**0**	**0**	**0**

SINGLE-GAME HIGHS: DEFENSIVE

Total Tackles
5 vs. Cincinnati, Dec 31, 2023
5 at Denver, Oct 29, 2023
4 at Jacksonville, Oct 06, 2025
4 at Atlanta, Oct 16, 2022
...2 more at 4.

Solo Tackles
3 at Jacksonville, Oct 06, 2025
3 vs. Cincinnati, Dec 31, 2023
3 at Denver, Oct 29, 2023
...3 more at 3.

Sacks
1.0 vs. Detroit, Oct 12, 2025
1.0 at Jacksonville, Oct 06, 2025
1.0 at Cleveland, Dec 15, 2024
...17 more at 1.0.

Passes Defensed
2 vs. Indianapolis, Dec 06, 2020
1 vs. Cincinnati, Dec 31, 2023
1 vs. L.A. Chargers, Oct 22, 2023
1 vs. L.A. Chargers, Nov 13, 2022
...3 more at 1.

Forced Fumbles
1 at L.A. Chargers, Jan 07, 2024
1 at New England, Dec 17, 2023
1 vs. L.A. Chargers, Nov 13, 2022
...2 more at 1.

Tackles For Loss
2 at Jacksonville, Oct 06, 2025
1 vs. Detroit, Oct 12, 2025
1 vs. Cincinnati, Dec 31, 2023
1 vs. Las Vegas, Dec 25, 2023
...14 more at 1.

SINGLE-GAME HIGHS – POSTSEASON: DEFENSIVE

Total Tackles
4 vs. Houston, Jan 18, 2025
3 at Philadelphia, Feb 09, 2025
3 vs. Seattle, Jan 14, 2023
3 at Dallas, Jan 16, 2022
2 vs. Buffalo, Jan 26, 2025
...1 more at 2.

Solo Tackles
3 vs. Houston, Jan 18, 2025
3 vs. Seattle, Jan 14, 2023
2 at Philadelphia, Feb 09, 2025
1 vs. Buffalo, Jan 26, 2025
1 at Baltimore, Jan 28, 2024
...3 more at 1.

Sacks
2.0 vs. Seattle, Jan 14, 2023
1.5 at Dallas, Jan 16, 2022
1.0 vs. Houston, Jan 18, 2025
1.0 at Baltimore, Jan 28, 2024

Passes Defensed
1 vs. Buffalo, Jan 26, 2025

Forced Fumbles
1 vs. Houston, Jan 18, 2025
1 at Baltimore, Jan 28, 2024
1 vs. Seattle, Jan 14, 2023
...1 more at 1.

Tackles For Loss
1 at Philadelphia, Feb 09, 2025
1 vs. Buffalo, Jan 26, 2025
1 vs. Houston, Jan 18, 2025
...2 more at 1.

2019 GAME-BY-GAME REGULAR-SEASON STATISTICS (TEXANS)

			TACKLES								INTERCEPTIONS					O. FUMB				ST					MISC			
DATE	OPPONENT	P/S	TK	S	A	SK	YDS	TFL	YDS	QBH	NO	YDS	LG	TD	PD	FF	FR	TD	YDS	TK	S	A	FF	FR	S	A	W/L	SCORE
09/09	at Saints											INACTIVE															L	28-30
09/15	Jaguars	P	2	1	1	1.0	9.0	0	0	0	0	0	0	0	0	1	0	0	0	0	0	0	0	0	0	0	W	13-12
09/22	at Chargers	P	1	1	0	0.0	0.0	0	0	0	0	0	0	0	0	0	0	0	0	0	0	0	0	0	0	0	W	27-20
09/29	Panthers											INACTIVE															L	10-16
10/06	Falcons	P	1	0	1	0.0	0.0	0	0	0	0	0	0	0	0	0	0	0	0	0	0	0	0	0	0	0	W	53-32
10/13	at Chiefs	P	1	1	0	1.0	17.0	0	0	1	0	0	0	0	0	1	0	0	0	0	0	0	0	0	0	0	W	31-24
10/20	at Colts	P	0	0	0	0.0	0.0	0	0	0	0	0	0	0	0	0	0	0	0	0	0	0	0	0	0	0	L	23-30
10/27	Raiders	P	0	0	0	0.0	0.0	0	0	0	0	0	0	0	0	0	0	0	0	0	0	0	0	0	0	0	W	27-24
11/03	at Jaguars	P	1	0	1	0.0	0.0	0	0	0	0	0	0	0	1	0	0	0	0	0	0	0	0	0	0	0	W	26-3
11/17	at Ravens	P	1	1	0	0.0	0.0	0	0	1	0	0	0	0	0	0	0	0	0	0	0	0	0	0	0	0	L	7-41
11/21	Colts	P	0	0	0	0.0	0.0	0	0	0	0	0	0	0	0	0	0	0	0	0	0	0	0	0	0	0	W	20-17
12/01	Patriots	P	3	3	0	0.0	0.0	1	3	0	0	0	0	0	0	0	0	0	0	0	0	0	0	0	0	0	W	28-22
12/08	Broncos	P	0	0	0	0.0	0.0	0	0	1	0	0	0	0	0	0	0	0	0	0	0	0	0	0	0	0	L	24-38
12/15	at Titans	P	1	1	0	1.0	8.0	1	8	2	0	0	0	0	0	0	0	0	0	0	0	0	0	0	0	0	W	24-21
12/21	at Buccaneers	P	0	0	0	0.0	0.0	0	0	0	0	0	0	0	1	0	0	0	0	0	0	0	0	0	0	0	W	23-20
12/29	Titans	P	2	0	2	0.0	0.0	0	0	0	0	0	0	0	0	0	0	0	0	0	0	0	0	0	0	0	L	14-35
2019 TOTALS		**14-0**	**13**	**8**	**5**	**3.0**	**34.0**	**2**	**11**	**5**	**0**	**0**	**0**	**0**	**2**	**2**	**0**	**0**	**0**	**0**	**0**	**0**	**0**	**0**	**0**	**10-6**	

2020 GAME-BY-GAME REGULAR-SEASON STATISTICS (TEXANS)

			TACKLES								INTERCEPTIONS					O. FUMB				ST					MISC			
DATE	OPPONENT	P/S	TK	S	A	SK	YDS	TFL	YDS	QBH	NO	YDS	LG	TD	PD	FF	FR	TD	YDS	TK	S	A	FF	FR	S	A	W/L	SCORE
09/10	at Chiefs	S	0	0	0	0.0	0.0	0	0	0	0	0	0	0	0	0	0	0	0	0	0	0	0	0	0	0	L	20-34
09/20	Ravens	P	1	1	0	1.0	9.0	1	9	1	0	0	0	0	0	0	0	0	0	0	0	0	0	0	0	0	L	16-33
09/27	at Steelers	P	1	1	0	1.0	10.0	1	10	1	0	0	0	0	0	0	0	0	0	0	0	0	0	0	0	0	L	21-28
10/04	Vikings	P	0	0	0	0.0	0.0	0	0	2	0	0	0	0	0	0	0	0	0	0	0	0	0	0	0	0	L	23-31
10/11	Jaguars	P	0	0	0	0.0	0.0	0	0	1	0	0	0	0	0	0	0	0	0	0	0	0	0	0	0	0	W	30-14
10/18	at Titans	P	0	0	0	0.0	0.0	0	0	1	0	0	0	0	0	0	0	0	0	0	0	0	0	0	0	0	L	36-42+
10/25	Packers	P	1	1	0	0.0	0.0	0	0	1	0	0	0	0	0	0	0	0	0	0	0	0	0	0	0	0	L	20-35
11/08	at Jaguars	P	0	0	0	0.0	0.0	0	0	1	0	0	0	0	0	0	0	0	0	0	0	0	0	0	0	0	W	27-25
11/15	at Browns											INACTIVE															L	7-10
11/22	Patriots	P	0	0	0	0.0	0.0	0	0	1	0	0	0	0	0	0	0	0	0	0	0	0	0	0	0	0	W	27-20
11/26	at Lions	P	2	2	0	0.0	0.0	0	0	2	0	0	0	0	0	0	0	0	0	0	0	0	0	0	0	0	W	41-25
12/06	Colts	S	2	1	1	0.0	0.0	1	2	0	0	0	0	0	2	0	0	0	0	0	0	0	0	0	0	0	L	20-26
12/13	at Bears	P	2	0	2	0.0	0.0	0	0	0	0	0	0	0	0	0	0	0	0	0	0	0	0	0	0	0	L	7-36
12/20	at Colts	S	1	1	0	1.0	5.0	1	5	1	0	0	0	0	0	0	0	0	0	0	0	0	0	0	0	0	L	20-27
12/27	Bengals	S	3	1	2	0.0	0.0	0	0	1	0	0	0	0	0	0	0	0	0	0	0	0	0	0	0	0	L	31-37
01/03	Titans	S	4	3	1	1.0	11.0	1	11	3	0	0	0	0	0	0	0	0	0	0	0	0	0	0	0	0	L	38-41
2020 TOTALS		**15-5**	**17**	**11**	**6**	**4.0**	**35.0**	**5**	**37**	**16**	**0**	**0**	**0**	**0**	**2**	**0**	**0**	**0**	**0**	**0**	**0**	**0**	**0**	**0**	**0**	**4-12**	

+ - Overtime

2021 GAME-BY-GAME REGULAR-SEASON STATISTICS (TEXANS/49ERS)

			TACKLES								INTERCEPTIONS					O. FUMB				ST					MISC			
DATE	OPPONENT	P/S	TK	S	A	SK	YDS	TFL	YDS	QBH	NO	YDS	LG	TD	PD	FF	FR	TD	YDS	TK	S	A	FF	FR	S	A	W/L	SCORE
09/12	Jaguars	S	2	1	1	0.0	0.0	0	0	1	0	0	0	0	0	0	0	0	0	0	0	0	0	0	0	0	W	37-21
09/19	at Browns	S	4	3	1	0.0	0.0	0	0	0	0	0	0	0	0	0	0	0	0	0	0	0	0	0	0	0	L	21-31
09/23	Panthers	P	2	1	1	0.0	0.0	0	0	1	0	0	0	0	0	0	0	0	0	0	0	0	0	0	0	0	L	9-24
10/03	at Bills	P	1	1	0	0.0	0.0	0	0	1	0	0	0	0	0	0	0	0	0	0	0	0	0	0	0	0	L	0-40
10/10	Patriots											INACTIVE															L	22-25
10/17	at Colts											INACTIVE															L	3-31
10/24	at Cardinals	P	1	1	0	0.0	0.0	1	1	0	0	0	0	0	0	0	0	0	0	0	0	0	0	0	0	0	L	5-31
10/31	Rams	P	1	1	0	0.0	0.0	0	0	0	0	0	0	0	0	0	0	0	0	0	0	0	0	0	0	0	L	22-38
												Went from **Texans** to **49ers**.																
11/07	Cardinals											INACTIVE															L	17-31
11/15	Rams	P	0	0	0	0.0	0.0	0	0	0	0	0	0	0	0	0	0	0	0	0	0	0	0	0	0	0	W	31-10
11/21	at Jaguars	P	0	0	0	0.0	0.0	0	0	0	0	0	0	0	0	0	0	0	0	0	0	0	0	0	0	0	W	30-10
11/28	Vikings	P	1	1	0	0.0	0.0	0	0	0	0	0	0	0	0	0	0	0	0	0	0	0	0	0	0	0	W	34-26
12/05	at Seahawks	P	0	0	0	0.0	0.0	0	0	0	0	0	0	0	0	0	0	0	0	0	0	0	0	0	0	0	L	23-30
12/12	at Bengals	P	1	1	0	0.0	0.0	0	0	0	0	0	0	0	1	0	0	0	0	0	0	0	0	0	0	0	W	26-23+
12/19	Falcons	P	1	1	0	0.0	0.0	0	0	1	0	0	0	0	0	0	0	0	0	0	0	0	0	0	0	0	W	31-13
12/23	at Titans	P	1	1	0	0.0	0.0	0	0	0	0	0	0	0	0	0	0	0	0	0	0	0	0	0	0	0	L	17-20
01/02	Texans	P	1	1	0	0.0	0.0	0	0	0	0	0	0	0	0	0	0	0	0	0	0	0	0	0	0	0	W	23-7
01/09	at Rams	P	1	1	0	0.0	0.0	0	0	0	0	0	0	0	0	0	0	0	0	0	0	0	0	0	0	0	W	27-24+
2021 TOTALS		**15-2**	**17**	**14**	**3**	**0.0**	**0.0**	**1**	**1**	**4**	**0**	**0**	**0**	**0**	**1**	**0**	**0**	**0**	**0**	**0**	**0**	**0**	**0**	**0**	**0**	**8-10**	

+ - Overtime

2022 GAME-BY-GAME REGULAR-SEASON STATISTICS (49ERS)

			TACKLES								INTERCEPTIONS					O. FUMB				ST					MISC			
DATE	OPPONENT	P/S	TK	S	A	SK	YDS	TFL	YDS	QBH	NO	YDS	LG	TD	PD	FF	FR	TD	YDS	TK	S	A	FF	FR	S	A	W/L	SCORE
09/11	at Bears	P	0	0	0	0.0	0.0	0	0	0	0	0	0	0	0	0	0	0	0	0	0	0	0	0	0	0	L	10-19
09/18	Seahawks	P	1	0	1	0.0	0.0	0	0	2	0	0	0	0	0	0	0	0	0	0	0	0	0	0	0	0	W	27-7
09/25	at Broncos	P	3	1	2	0.0	0.0	0	0	0	0	0	0	0	0	0	0	0	0	0	0	0	0	0	0	0	L	10-11
10/03	Rams	P	2	1	1	1.0	11.0	1	11	2	0	0	0	0	0	0	0	0	0	0	0	0	0	0	0	0	W	24-9
10/09	at Panthers	P	1	1	0	1.0	6.0	1	6	2	0	0	0	0	0	0	0	0	0	0	0	0	0	0	0	0	W	37-15
10/16	at Falcons	S	4	2	2	1.0	8.0	1	8	1	0	0	0	0	0	0	0	0	0	0	0	0	0	0	0	0	L	14-28
10/23	Chiefs	P	0	0	0	0.0	0.0	0	0	0	0	0	0	0	0	0	0	0	0	0	0	0	0	0	0	0	L	23-44
10/30	at Rams	P	2	0	2	0.0	0.0	0	0	1	0	0	0	0	0	0	0	0	0	0	0	0	0	0	0	0	W	31-14
11/13	Chargers	S	1	1	0	1.0	7.0	0	0	3	0	0	0	0	1	1	0	0	0	0	0	0	0	0	0	0	W	22-16
11/21	at Cardinals	S	0	0	0	0.0	0.0	0	0	2	0	0	0	0	0	0	0	0	0	0	0	0	0	0	0	0	W	38-10
11/27	Saints	P	0	0	0	0.0	0.0	0	0	0	0	0	0	0	0	0	0	0	0	0	0	0	0	0	0	0	W	13-0
12/04	Dolphins	P	0	0	0	0.0	0.0	0	0	0	0	0	0	0	0	0	0	0	0	0	0	0	0	0	0	0	W	33-17
12/11	Buccaneers	P	3	0	3	0.0	0.0	0	0	0	0	0	0	0	0	0	0	0	0	0	0	0	0	0	0	0	W	35-7
12/15	at Seahawks	P	0	0	0	0.0	0.0	0	0	1	0	0	0	0	0	0	0	0	0	0	0	0	0	0	0	0	W	21-13
12/24	Commanders	P	2	1	1	0.0	0.0	0	0	1	0	0	0	0	0	0	0	0	0	0	0	0	0	0	0	0	W	37-20
01/01	at Raiders	P	0	0	0	0.0	0.0	0	0	0	0	0	0	0	0	0	0	0	0	0	0	0	0	0	0	0	W	37-34+
01/08	Cardinals	P	1	0	1	0.5	4.0	0	0	1	0	0	0	0	0	0	0	0	0	0	0	0	0	0	0	0	W	38-13
2022 TOTALS		**17-3**	**20**	**7**	**13**	**4.5**	**36.0**	**3**	**25**	**16**	**0**	**0**	**0**	**0**	**1**	**1**	**0**	**0**	**0**	**0**	**0**	**0**	**0**	**0**	**0**	**13-4**	

+ - Overtime

2023 GAME-BY-GAME REGULAR-SEASON STATISTICS (CHIEFS)

			TACKLES								INTERCEPTIONS					O. FUMB				ST					MISC			
DATE	OPPONENT	P/S	TK	S	A	SK	YDS	TFL	YDS	QBH	NO	YDS	LG	TD	PD	FF	FR	TD	YDS	TK	S	A	FF	FR	S	A	W/L	SCORE
09/07	Lions										RESERVE/LEAGUE SUSP.																L	20-21
09/17	at Jaguars										RESERVE/LEAGUE SUSP.																W	17-9
09/24	Bears										RESERVE/LEAGUE SUSP.																W	41-10
10/01	at Jets										RESERVE/LEAGUE SUSP.																W	23-20
10/08	at Vikings										RESERVE/LEAGUE SUSP.																W	27-20
10/12	Broncos										RESERVE/LEAGUE SUSP.																W	19-8
10/22	Chargers	P	2	2	0	1.0	6.0	1	6	2	0	0	0	0	1	0	0	0	0	0	0	0	0	0	0	0	W	31-17
10/29	at Broncos	P	5	3	2	0.5	3.5	0	0	1	0	0	0	0	0	0	0	0	0	0	0	0	0	0	0	0	L	9-24
11/05	Dolphins	P	2	1	1	0.0	0.0	0	0	1	0	0	0	0	0	0	0	0	0	0	0	0	0	0	0	0	W	21-14
11/20	Eagles	P	1	1	0	0.0	0.0	0	0	0	0	0	0	0	0	0	0	0	0	0	0	0	0	0	0	0	L	17-21
11/26	at Raiders	P	2	1	1	0.0	0.0	0	0	0	0	0	0	0	0	0	0	0	0	0	0	0	0	0	0	0	W	31-17
12/03	at Packers	P	3	1	2	1.0	10.0	1	10	1	0	0	0	0	0	0	0	0	0	0	0	0	0	0	0	0	L	19-27
12/10	Bills	P	3	2	1	1.0	11.0	1	11	1	0	0	0	0	0	0	0	0	0	0	0	0	0	0	0	0	L	17-20
12/17	at Patriots	P	2	1	1	1.0	7.0	0	0	2	0	0	0	0	0	1	0	0	0	0	0	0	0	0	0	0	W	27-17
12/25	Raiders	P	1	1	0	1.0	6.0	1	6	1	0	0	0	0	0	0	0	0	0	0	0	0	0	0	0	0	L	14-20
12/31	Bengals	P	5	3	2	0.5	3.5	1	1	1	0	0	0	0	1	0	0	0	0	0	0	0	0	0	0	0	W	25-17
01/07	at Chargers	S	2	2	0	1.0	2.0	0	0	1	0	0	0	0	0	1	0	0	0	0	0	0	0	0	0	0	W	13-12
2023 TOTALS		**11-1**	**28**	**18**	**10**	**7.0**	**49.0**	**5**	**34**	**11**	**0**	**0**	**0**	**0**	**2**	**2**	**0**	**0**	**0**	**0**	**0**	**0**	**0**	**0**	**0**	**11-6**	

2024 GAME-BY-GAME REGULAR-SEASON STATISTICS (CHIEFS)

			TACKLES								INTERCEPTIONS					O. FUMB				ST					MISC			
DATE	OPPONENT	P/S	TK	S	A	SK	YDS	TFL	YDS	QBH	NO	YDS	LG	TD	PD	FF	FR	TD	YDS	TK	S	A	FF	FR	S	A	W/L	SCORE
09/05	Ravens										RESERVE/PHYSICALLY-UNABLE-TO-PERFORM																W	27-20
09/15	Bengals										RESERVE/PHYSICALLY-UNABLE-TO-PERFORM																W	26-25
09/22	at Falcons										RESERVE/PHYSICALLY-UNABLE-TO-PERFORM																W	22-17
09/29	at Chargers										RESERVE/PHYSICALLY-UNABLE-TO-PERFORM																W	17-10
10/07	Saints										RESERVE/PHYSICALLY-UNABLE-TO-PERFORM																W	26-13
10/20	at 49ers										RESERVE/PHYSICALLY-UNABLE-TO-PERFORM																W	28-18
10/27	at Raiders										RESERVE/PHYSICALLY-UNABLE-TO-PERFORM																W	27-20
11/04	Buccaneers										RESERVE/PHYSICALLY-UNABLE-TO-PERFORM																W	30-24+
11/10	Broncos										RESERVE/PHYSICALLY-UNABLE-TO-PERFORM																W	16-14
11/17	at Bills										RESERVE/PHYSICALLY-UNABLE-TO-PERFORM																L	21-30
11/24	at Panthers										RESERVE/PHYSICALLY-UNABLE-TO-PERFORM																W	30-27
11/29	Raiders	P	1	0	1	0.0	0.0	0	0	0	0	0	0	0	0	0	0	0	0	0	0	0	0	0	0	0	W	19-17
12/08	Chargers	P	1	1	0	0.0	0.0	0	0	0	0	0	0	0	0	0	0	0	0	0	0	0	0	0	0	0	W	19-17
12/15	at Browns	P	1	1	0	1.0	10.0	0	0	0	0	0	0	0	0	1	0	0	0	0	0	0	0	0	0	0	W	21-7
12/21	Texans	P	1	0	1	0.0	0.0	0	0	0	0	0	0	0	0	0	0	0	0	0	0	0	0	0	0	0	W	27-19
12/25	at Steelers	P	1	1	0	0.0	0.0	0	0	1	0	0	0	0	0	0	0	0	0	0	0	0	0	0	0	0	W	29-10
01/05	at Broncos	S	1	1	0	0.0	0.0	0	0	0	0	0	0	0	0	0	0	0	0	0	0	0	0	0	0	0	L	0-38
2024 TOTALS		**6-1**	**6**	**4**	**2**	**1.0**	**10.0**	**0**	**0**	**1**	**0**	**0**	**0**	**0**	**0**	**1**	**0**	**0**	**0**	**0**	**0**	**0**	**0**	**0**	**0**	**15-2**	

+ - Overtime

2025 GAME-BY-GAME REGULAR-SEASON STATISTICS (CHIEFS)

			TACKLES								INTERCEPTIONS					O. FUMB				ST					MISC			
DATE	OPPONENT	P/S	TK	S	A	SK	YDS	TFL	YDS	QBH	NO	YDS	LG	TD	PD	FF	FR	TD	YDS	TK	S	A	FF	FR	S	A	W/L	SCORE
09/05	at Chargers	P	2	2	0	0.0	0.0	0	0	1	0	0	0	0	0	0	0	0	0	0	0	0	0	0	0	0	L	21-27
09/14	Eagles	P	2	1	1	0.0	0.0	0	0	0	0	0	0	0	0	0	0	0	0	0	0	0	0	0	0	0	L	17-20
09/21	at Giants	P	3	1	2	0.0	0.0	0	0	1	0	0	0	0	0	0	0	0	0	0	0	0	0	0	0	0	W	22-9
09/28	Ravens	P	1	1	0	0.0	0.0	0	0	0	0	0	0	0	0	0	0	0	0	0	0	0	0	0	0	0	W	37-20
10/06	at Jaguars	P	4	3	1	1.0	2.0	2	3	2	0	0	0	0	0	0	0	0	0	0	0	0	0	0	0	0	L	28-31
10/12	Lions	P	2	2	0	1.0	4.0	1	4	1	0	0	0	0	0	0	0	0	0	0	0	0	0	0	0	0	W	30-17
10/19	Raiders	P	1	0	1	0.0	0.0	0	0	0	0	0	0	0	0	0	0	0	0	0	0	0	0	0	0	0	W	31-0
10/27	Commanders	P	0	0	0	0.0	0.0	0	0	1	0	0	0	0	0	0	0	0	0	0	0	0	0	0	0	0	W	28-7
11/02	at Bills	P	0	0	0	0.0	0.0	0	0	0	0	0	0	0	0	0	0	0	0	0	0	0	0	0	0	0	L	21-28
11/16	at Broncos	P	2	1	1	0.0	0.0	1	1	0	0	0	0	0	0	0	0	0	0	0	0	0	0	0	0	0	L	19-22
11/23	Colts	P	0	0	0	0.0	0.0	0	0	0	0	0	0	0	0	0	0	0	0	0	0	0	0	0	0	0	W	23-20+
11/27	at Cowboys	P	0	0	0	0.0	0.0	0	0	1	0	0	0	0	0	0	0	0	0	0	0	0	0	0	0	0	L	28-31
12/07	Texans	P	0	0	0	0.0	0.0	0	0	0	0	0	0	0	0	0	0	0	0	0	0	0	0	0	0	0	L	10-20
2025 TOTALS		**13-0**	**17**	**11**	**6**	**2.0**	**6.0**	**4**	**8**	**7**	**0**	**0**	**0**	**0**	**0**	**0**	**0**	**0**	**0**	**0**	**0**	**0**	**0**	**0**	**0**	**6-7**	

+ - Overtime

2019 GAME-BY-GAME POSTSEASON STATISTICS (TEXANS)

			TACKLES								INTERCEPTIONS					O. FUMB				ST					MISC			
DATE	OPPONENT	P/S	TK	S	A	SK	YDS	TFL	YDS	QBH	NO	YDS	LG	TD	PD	FF	FR	TD	YDS	TK	S	A	FF	FR	S	A	W/L	SCORE
01/04	Bills	P	1	0	1	0.0	0.0	0	0	0	0	0	0	0	0	0	0	0	0	0	0	0	0	0	0	0	W	22-19+
01/12	at Chiefs	P	0	0	0	0.0	0.0	0	0	1	0	0	0	0	0	0	0	0	0	0	0	0	0	0	0	0	L	31-51
2019 TOTALS		**2-0**	**1**	**0**	**1**	**0.0**	**0.0**	**0**	**0**	**1**	**0**	**0**	**0**	**0**	**0**	**0**	**0**	**0**	**0**	**0**	**0**	**0**	**0**	**0**	**0**	**1-1**	

+ - Overtime

2021 GAME-BY-GAME POSTSEASON STATISTICS (49ERS)

			TACKLES								INTERCEPTIONS					O. FUMB				ST					MISC			
DATE	OPPONENT	P/S	TK	S	A	SK	YDS	TFL	YDS	QBH	NO	YDS	LG	TD	PD	FF	FR	TD	YDS	TK	S	A	FF	FR	S	A	W/L	SCORE
01/16	at Cowboys	P	3	1	2	1.5	10.5	0	0	3	0	0	0	0	0	1	0	0	0	0	0	0	0	0	0	0	W	23-17
01/22	at Packers	P	0	0	0	0.0	0.0	0	0	1	0	0	0	0	0	0	0	0	0	0	0	0	0	0	0	0	W	13-10
01/30	at Rams	P	1	1	0	0.0	0.0	1	0	0	0	0	0	0	0	0	0	0	0	0	0	0	0	0	0	0	L	17-20
2021 TOTALS		**3-0**	**4**	**2**	**2**	**1.5**	**10.5**	**1**	**0**	**4**	**0**	**0**	**0**	**0**	**0**	**1**	**0**	**0**	**0**	**0**	**0**	**0**	**0**	**0**	**0**	**2-1**	

2022 GAME-BY-GAME POSTSEASON STATISTICS (49ERS)

			TACKLES								INTERCEPTIONS					O. FUMB				ST					MISC			
DATE	OPPONENT	P/S	TK	S	A	SK	YDS	TFL	YDS	QBH	NO	YDS	LG	TD	PD	FF	FR	TD	YDS	TK	S	A	FF	FR	S	A	W/L	SCORE
01/14	Seahawks	P	3	3	0	2.0	15.0	1	4	1	0	0	0	0	0	1	0	0	0	0	0	0	0	0	0	0	W	41-23
01/22	Cowboys	P	0	0	0	0.0	0.0	0	0	1	0	0	0	0	0	0	0	0	0	0	0	0	0	0	0	0	W	19-12
01/29	at Eagles	P	2	1	1	0.0	0.0	0	0	1	0	0	0	0	0	0	0	0	0	0	0	0	0	0	0	0	L	7-31
2022 TOTALS		**3-0**	**5**	**4**	**1**	**2.0**	**15.0**	**1**	**4**	**3**	**0**	**0**	**0**	**0**	**0**	**1**	**0**	**0**	**0**	**0**	**0**	**0**	**0**	**0**	**0**	**0**	**2-1**	

2023 GAME-BY-GAME POSTSEASON STATISTICS (CHIEFS)

			TACKLES								INTERCEPTIONS					O. FUMB				ST					MISC			
DATE	OPPONENT	P/S	TK	S	A	SK	YDS	TFL	YDS	QBH	NO	YDS	LG	TD	PD	FF	FR	TD	YDS	TK	S	A	FF	FR	S	A	W/L	SCORE
01/13	Dolphins	P	1	0	1	0.0	0.0	0	0	0	0	0	0	0	0	0	0	0	0	0	0	0	0	0	0	0	W	26-7
01/21	at Bills	P	1	0	1	0.0	0.0	0	0	0	0	0	0	0	0	0	0	0	0	0	0	0	0	0	0	0	W	27-24
01/28	at Ravens	P	1	1	0	1.0	3.0	0	0	1	0	0	0	0	0	1	0	0	0	0	0	0	0	0	0	0	W	17-10
02/11	49ers										RESERVE/INJURED																W	25-22+
2023 TOTALS		**3-0**	**3**	**1**	**2**	**1.0**	**3.0**	**0**	**0**	**1**	**0**	**0**	**0**	**0**	**0**	**1**	**0**	**0**	**0**	**0**	**0**	**0**	**0**	**0**	**0**	**0**	**4-0**	

+ - Overtime

2024 GAME-BY-GAME POSTSEASON STATISTICS (CHIEFS)

			TACKLES								INTERCEPTIONS					O. FUMB				ST					MISC			
DATE	OPPONENT	P/S	TK	S	A	SK	YDS	TFL	YDS	QBH	NO	YDS	LG	TD	PD	FF	FR	TD	YDS	TK	S	A	FF	FR	S	A	W/L	SCORE
01/18	Texans	P	4	3	1	1.0	3.0	1	3	1	0	0	0	0	0	1	0	0	0	0	0	0	0	0	0	0	W	23-14
01/26	Bills	P	2	1	1	0.0	0.0	1	1	0	0	0	0	0	1	0	0	0	0	0	0	0	0	0	0	0	W	32-29
02/09	at Eagles	P	3	2	1	0.0	0.0	1	1	0	0	0	0	0	0	0	0	0	0	0	0	0	0	0	0	0	L	22-40
2024 TOTALS		**3-0**	**9**	**6**	**3**	**1.0**	**3.0**	**3**	**5**	**1**	**0**	**0**	**0**	**0**	**1**	**1**	**0**	**0**	**0**	**0**	**0**	**0**	**0**	**0**	**0**	**0**	**2-1**	

CHARLES OMENIHU'S COLLEGE DEFENSIVE STATISTICS

				TACKLES								INTERCEPTIONS					O. FUMB				ST					MISC	
DATE	TEAM	GP	GS	TK	S	A	TFL	YDS	SK	YDS	QBH	NO	YDS	LG	TD	PD	FF	FR	TD	YDS	TK	S	A	FF	FR	S	A
2015	Texas	11	0	17	15	2	1.0	1.0	0.0	0.0	0	0	0	0	0	0	1	1	0	0	0	0	0	0	0	0	0
2016	Texas	12	7	27	17	10	4.5	19.0	3.5	17.0	1	0	0	0	0	0	0	0	0	0	0	0	0	0	0	0	0
2017	Texas	13	12	28	20	8	7.0	33.0	4.0	26.0	4	0	0	0	0	0	2	0	0	0	0	0	0	0	0	0	0
2018	Texas	14	14	45	32	13	18.0	78.0	9.5	58.0	5	0	0	0	0	2	1	1	0	6	0	0	0	0	0	0	0
TOTALS		**50**	**33**	**117**	**84**	**33**	**30.5**	**131.0**	**17.0**	**101.0**	**10**	**0**	**0**	**0**	**0**	**2**	**4**	**2**	**0**	**6**	**0**	**0**	**0**	**0**	**0**	**0**	**0**

COLLEGE 2015 GAME-BY-GAME STATISTICS (TEXAS)

			TACKLES								INTERCEPTIONS					O. FUMB				ST					MISC			
DATE	OPPONENT	P/S	TK	S	A	SK	YDS	TFL	YDS	QBH	NO	YDS	LG	TD	PD	FF	FR	TD	YDS	TK	S	A	FF	FR	S	A	W/L	SCORE
09/04	at Notre Dame	P	1	0	1	0.0	0.0	0.0	0.0	0	0	0	0	0	0	0	0	0	0	0	0	0	0	0	0	0	L	3-38
09/11	Rice	P	0	0	0	0.0	0.0	0.0	0.0	0	0	0	0	0	0	0	0	0	0	0	0	0	0	0	0	0	W	42-28
09/18	California	P	0	0	0	0.0	0.0	0.0	0.0	0	0	0	0	0	0	0	0	0	0	0	0	0	0	0	0	0	L	44-45
09/25	Oklahoma St.	P	3	3	0	0.0	0.0	0.0	0.0	0	0	0	0	0	0	0	0	0	0	0	0	0	0	0	0	0	L	27-30
10/02	at TCU	P	2	1	1	0.0	0.0	0.0	0.0	0	0	0	0	0	0	1	0	0	0	0	0	0	0	0	0	0	L	7-50
10/09	Oklahoma	P	2	2	0	0.0	0.0	0.0	0.0	0	0	0	0	0	0	0	0	0	0	0	0	0	0	0	0	0	W	24-17
10/23	Kansas St.	P	1	1	0	0.0	0.0	1.0	1.0	0	0	0	0	0	0	0	0	0	0	0	0	0	0	0	0	0	W	23-9
10/30	at Iowa St.	P	2	2	0	0.0	0.0	0.0	0.0	0	0	0	0	0	0	0	0	0	0	0	0	0	0	0	0	0	L	0-24
11/06	Kansas	P	5	5	0	0.0	0.0	0.0	0.0	0	0	0	0	0	0	0	0	0	0	0	0	0	0	0	0	0	W	59-20
11/13	at West Virginia	P	1	1	0	0.0	0.0	0.0	0.0	0	0	0	0	0	0	0	0	0	0	0	0	0	0	0	0	0	L	20-38
11/25	Texas Tech	P	0	0	0	0.0	0.0	0.0	0.0	0	0	0	0	0	0	0	1	0	0	0	0	0	0	0	0	0	L	45-48
2015 TOTALS		**11-0**	**17**	**15**	**2**	**0.0**	**0.0**	**1.0**	**1.0**	**0**	**0**	**0**	**0**	**0**	**0**	**1**	**1**	**0**	**0**	**0**	**0**	**0**	**0**	**0**	**0**	**0**	**4-7**	

COLLEGE 2016 GAME-BY-GAME STATISTICS (TEXAS)

			TACKLES								INTERCEPTIONS					O. FUMB				ST					MISC			
DATE	OPPONENT	P/S	TK	S	A	SK	YDS	TFL	YDS	QBH	NO	YDS	LG	TD	PD	FF	FR	TD	YDS	TK	S	A	FF	FR	S	A	W/L	SCORE
09/04	Notre Dame	S	5	4	1	0.0	0.0	0.0	0.0	0	0	0	0	0	0	0	0	0	0	0	0	0	0	0	0	0	W	50-47+
09/10	UTEP	S	1	1	0	1.0	3.0	1.0	3.0	0	0	0	0	0	0	0	0	0	0	0	0	0	0	0	0	0	W	41-7
09/17	at California	S	1	0	1	0.0	0.0	0.0	0.0	0	0	0	0	0	0	0	0	0	0	0	0	0	0	0	0	0	L	43-50
10/01	at Oklahoma St.	S	2	2	0	1.0	7.0	1.0	7.0	1	0	0	0	0	0	0	0	0	0	0	0	0	0	0	0	0	L	31-49
10/08	at Oklahoma	S	5	0	5	0.0	0.0	0.0	0.0	0	0	0	0	0	0	0	0	0	0	0	0	0	0	0	0	0	L	40-45
10/15	Iowa St.	S	3	3	0	0.0	0.0	1.0	2.0	0	0	0	0	0	0	0	0	0	0	0	0	0	0	0	0	0	W	27-6
10/22	at Kansas St.	S	2	1	1	0.0	0.0	0.0	0.0	0	0	0	0	0	0	0	0	0	0	0	0	0	0	0	0	0	L	21-24
10/29	Baylor	P	3	2	1	1.5	7.0	1.5	7.0	0	0	0	0	0	0	0	0	0	0	0	0	0	0	0	0	0	W	35-34
11/05	at Texas Tech	P	1	1	0	0.0	0.0	0.0	0.0	0	0	0	0	0	0	0	0	0	0	0	0	0	0	0	0	0	W	45-37
11/12	West Virginia	P	2	2	0	0.0	0.0	0.0	0.0	0	0	0	0	0	0	0	0	0	0	0	0	0	0	0	0	0	L	20-24
11/19	at Kansas	P	1	0	1	0.0	0.0	0.0	0.0	0	0	0	0	0	0	0	0	0	0	0	0	0	0	0	0	0	L	21-24+
11/25	TCU	P	1	1	0	0.0	0.0	0.0	0.0	0	0	0	0	0	0	0	0	0	0	0	0	0	0	0	0	0	L	9-31
2016 TOTALS		**12-7**	**27**	**17**	**10**	**3.5**	**17.0**	**4.5**	**19.0**	**1**	**0**	**0**	**0**	**0**	**0**	**0**	**0**	**0**	**0**	**0**	**0**	**0**	**0**	**0**	**0**	**0**	**5-7**	

+ - Overtime

COLLEGE 2017 GAME-BY-GAME STATISTICS (TEXAS)

			TACKLES								INTERCEPTIONS					O. FUMB				ST					MISC			
DATE	OPPONENT	P/S	TK	S	A	SK	YDS	TFL	YDS	QBH	NO	YDS	LG	TD	PD	FF	FR	TD	YDS	TK	S	A	FF	FR	S	A	W/L	SCORE
09/02	Maryland	S	4	3	1	1.0	4.0	1.0	4.0	0	0	0	0	0	0	0	0	0	0	0	0	0	0	0	0	0	L	41-51
09/09	San Jose St.	S	1	1	0	0.0	0.0	0.0	0.0	0	0	0	0	0	0	0	0	0	0	0	0	0	0	0	0	0	W	56-0
09/16	at Southern California	S	3	2	1	1.0	7.0	1.0	7.0	0	0	0	0	0	0	0	0	0	0	0	0	0	0	0	0	0	L	24-27+
09/28	at Iowa St.	S	1	0	1	0.0	0.0	0.0	0.0	1	0	0	0	0	0	0	0	0	0	0	0	0	0	0	0	0	W	17-7
10/07	Kansas St.	S	4	3	1	0.0	0.0	1.0	2.0	0	0	0	0	0	0	0	0	0	0	0	0	0	0	0	0	0	W	40-34+
10/14	Oklahoma	S	2	1	1	1.0	7.0	1.0	7.0	0	0	0	0	0	0	0	0	0	0	0	0	0	0	0	0	0	L	24-29
10/21	Oklahoma St.	S	1	1	0	0.0	0.0	1.0	1.0	0	0	0	0	0	0	0	0	0	0	0	0	0	0	0	0	0	L	10-13+
10/28	at Baylor	P	2	1	1	0.0	0.0	1.0	4.0	1	0	0	0	0	0	1	0	0	0	0	0	0	0	0	0	0	W	38-7
11/04	at TCU	S	1	1	0	0.0	0.0	0.0	0.0	1	0	0	0	0	0	0	0	0	0	0	0	0	0	0	0	0	L	7-24
11/11	Kansas	S	1	1	0	0.0	0.0	0.0	0.0	0	0	0	0	0	0	0	0	0	0	0	0	0	0	0	0	0	W	42-27
11/18	at West Virginia	S	2	2	0	0.0	0.0	0.0	0.0	0	0	0	0	0	0	0	0	0	0	0	0	0	0	0	0	0	W	28-14
11/24	Texas Tech	S	2	1	1	0.0	0.0	0.0	0.0	1	0	0	0	0	0	0	0	0	0	0	0	0	0	0	0	0	L	23-27
12/27	at Missouri	S	4	3	1	1.0	8.0	1.0	8.0	0	0	0	0	0	0	1	0	0	0	0	0	0	0	0	0	0	W	33-16
2017 TOTALS		**13-12**	**28**	**20**	**8**	**4.0**	**26.0**	**7.0**	**33.0**	**4**	**0**	**0**	**0**	**0**	**0**	**2**	**0**	**0**	**0**	**0**	**0**	**0**	**0**	**0**	**0**	**7-6**	

+ - Overtime

COLLEGE 2018 GAME-BY-GAME STATISTICS (TEXAS)

			TACKLES								INTERCEPTIONS					O. FUMB				ST					MISC			
DATE	OPPONENT	P/S	TK	S	A	SK	YDS	TFL	YDS	QBH	NO	YDS	LG	TD	PD	FF	FR	TD	YDS	TK	S	A	FF	FR	S	A	W/L	SCORE
09/01	at Maryland	S	6	4	2	0.0	0.0	0.0	0.0	0	0	0	0	0	1	0	0	0	0	0	0	0	0	0	0	0	L	29-34
09/08	Tulsa	S	1	0	1	0.0	0.0	0.0	0.0	0	0	0	0	0	0	0	0	0	0	0	0	0	0	0	0	0	W	28-21
09/15	Southern California	S	2	2	0	1.0	10.0	1.0	10.0	1	0	0	0	0	0	1	0	0	0	0	0	0	0	0	0	0	W	37-14
09/21	TCU	S	1	0	1	0.0	0.0	0.0	0.0	0	0	0	0	0	0	0	0	0	0	0	0	0	0	0	0	0	W	31-16
09/28	at Kansas St.	S	5	5	0	2.0	13.0	3.0	14.0	0	0	0	0	0	0	0	0	0	0	0	0	0	0	0	0	0	W	19-14
10/05	at Oklahoma	S	3	3	0	1.0	10.0	2.0	11.0	0	0	0	0	0	0	0	0	0	0	0	0	0	0	0	0	0	W	48-45
10/12	Baylor	S	3	2	1	2.0	9.0	2.0	9.0	4	0	0	0	0	0	0	0	0	0	0	0	0	0	0	0	0	W	23-17
10/26	at Oklahoma St.	S	6	5	1	1.0	9.0	2.5	10.0	0	0	0	0	0	0	0	0	0	0	0	0	0	0	0	0	0	L	35-38
11/02	West Virginia	S	2	2	0	0.0	0.0	1.0	1.0	0	0	0	0	0	0	0	0	0	0	0	0	0	0	0	0	0	L	41-42
11/09	at Texas Tech	S	5	3	2	0.5	0.0	0.5	0.0	0	0	0	0	0	1	0	0	0	0	0	0	0	0	0	0	0	W	41-34
11/16	Iowa St.	S	4	1	3	0.0	0.0	0.5	2.0	0	0	0	0	0	0	0	1	0	6	0	0	0	0	0	0	0	W	24-10
11/23	at Kansas	S	2	2	0	1.0	5.0	2.0	11.0	0	0	0	0	0	0	0	0	0	0	0	0	0	0	0	0	0	W	24-17
11/30	at Oklahoma	S	3	1	2	1.0	2.0	1.5	4.0	0	0	0	0	0	0	0	0	0	0	0	0	0	0	0	0	0	L	27-39
12/31	at Georgia	S	2	2	0	0.0	0.0	2.0	6.0	0	0	0	0	0	0	0	0	0	0	0	0	0	0	0	0	0	W	28-21
2018 TOTALS		**14-14**	**45**	**32**	**13**	**9.5**	**58.0**	**18.0**	**78.0**	**5**	**0**	**0**	**0**	**0**	**2**	**1**	**1**	**0**	**6**	**0**	**0**	**0**	**0**	**0**	**0**	**0**	**10-4**	

ISIAH PACHECO

RUNNING BACK #10

RUTGERS

22 23

4TH YEAR IN THE NFL

4TH YEAR WITH THE CHIEFS

HEIGHT:	5'10"
WEIGHT:	216 LBS
HOW ACQUIRED:	D7B-22
BIRTHDAY:	3/2/99

- Pacheco enters his fourth season with the Chiefs in 2025.
- Originally entered the NFL as the second of three seventh-round picks (251st overall) by the Kansas City Chiefs in the 2022 NFL Draft.

Career Highlights:

- Had 12 rushing touchdowns in his first two seasons, the fifth-most by a Chiefs player.
- Finished his rookie campaign fifth in the franchise record book for rushing attempts (170) and rushing yards (830) in one's rookie season. His 830 rushing yards was fourth-best amongst NFL rookies in 2022.
- Scored five rushing touchdowns, leading the team and recording the second-most amongst NFL rookies in 2022.

Postseason Career Highlights:

- Has 547 postseason rushing yards in his 10 postseason games, the second-most in franchise history.
- Has the third-most postseason rushing touchdowns in Chiefs history with four.
- Has the most rushing attempts (121) in franchise history.

Honors:

- 2022 Mack Lee Hill Award winner, voted by teammates as best rookie.

Transactions:

Originally entered the NFL as the second of three seventh-round picks (251st overall) by the Kansas City Chiefs in the 2022 NFL Draft.

COLLEGE

A four-year letterwinner at Rutgers ... Saw action in 44 games, logging 563 carries for 2,442 yards and 18 touchdowns ... Added 47 receptions for 249 yards and one touchdown ... Earned 2021 honorable mention All-Big Ten (coaches and media) honors, as well as Academic All-Big Ten honors ... Was named a team captain his senior season in 2021 ... Was named the 2020 Phil Steele fourth-team All-Big Ten.

PERSONAL

- Attended Vineland South High school (N.J.).
- Played quarterback, running back and defensive back.
- Guided his team to an 8-2 overall record as a senior, including back-to-back playoff appearances.
- Named first-team All-USA New Jersey Football Team on defense by USA Today in 2017.
- Served as team captain.
- Rushed 154 times for 1,414 yards and 18 touchdowns.
- Threw for 598 yards and three touchdowns on 43-of-81 attempts.
- Posted 28 tackles, two interceptions, one punt return touchdown and one safety.
- Two-time Cumberland County Champions and 2017 WJFL Continental Division Champions.
- Two-time WJFL All-Continental Division first-team selection at quarterback.
- Named South Jersey Times All-Area on offense as a senior.
- First-team All-South Jersey selection by the Courier Post.
- Named third-team All-State on defense by NJ.com.

ISIAH PACHECO'S NFL REGULAR SEASON RUSHING/RECEIVING STATISTICS

				RUSHING					RECEIVING				
DATE	TEAM	GP	GS	NO.	YDS.	AVG.	LG	TD	NO.	YDS.	AVG.	LG	TD
2022	Chiefs	17	11	170	830	4.9	31	5	13	130	10.0	32	0
2023	Chiefs	14	13	205	935	4.6	48t	7	44	244	5.5	33	2
2024	Chiefs	7	6	83	310	3.7	34	1	12	79	6.6	23	0
2025	Chiefs	10	9	90	375	4.2	16	1	13	60	4.6	11	1
NFL TOTALS		**48**	**39**	**548**	**2,450**	**4.5**	**48T**	**14**	**82**	**513**	**6.3**	**33**	**3**

ISIAH PACHECO'S NFL POSTSEASON RUSHING/RECEIVING STATISTICS

				RUSHING					RECEIVING				
DATE	TEAM	GP	GS	NO.	YDS.	AVG.	LG	TD	NO.	YDS.	AVG.	LG	TD
2022	Chiefs	3	3	37	197	5.3	39	1	6	65	10.8	18	0
2023	Chiefs	4	4	81	313	3.9	29	3	12	60	5.0	14	0
2024	Chiefs	3	3	13	37	2.8	10	0	3	17	5.7	10	0
NFL TOTALS		**10**	**10**	**131**	**547**	**4.2**	**39**	**4**	**21**	**142**	**6.8**	**18**	**0**

ISIAH PACHECO'S NFL REGULAR SEASON RETURN STATISTICS

		KICKOFF RETURNS					PUNT RETURNS					
DATE	TEAM	RET.	YDS.	AVG.	LG	TD	NO.	FC	YDS.	AVG.	LG	TD
2022	Chiefs	29	597	20.6	48	0	0	0	0	0.0	0	0
2023	Chiefs	0	0	0.0	0	0	0	0	0	0.0	0	0
2024	Chiefs	0	0	0.0	0	0	0	0	0	0.0	0	0
2025	Chiefs	0	0	0.0	0	0	0	0	0	0.0	0	0
NFL TOTALS		**29**	**597**	**20.6**	**48**	**0**	**0**	**0**	**0**	**0.0**	**0**	**0**

ISIAH PACHECO'S NFL POSTSEASON RETURN STATISTICS

		KICKOFF RETURNS					PUNT RETURNS					
DATE	TEAM	RET.	YDS.	AVG.	LG	TD	NO.	FC	YDS.	AVG.	LG	TD
2022	Chiefs	2	45	22.5	23	0	0	0	0	0.0	0	0
2023	Chiefs	0	0	0.0	0	0	0	0	0	0.0	0	0
2024	Chiefs	0	0	0.0	0	0	0	0	0	0.0	0	0
NFL TOTALS		**2**	**45**	**22.5**	**23**	**0**	**0**	**0**	**0**	**0.0**	**0**	**0**

SINGLE-GAME HIGHS: RUSHING/RECEIVING

Rush Attempts	22 vs. L.A. Rams, Nov 27, 2022
	20 at N.Y. Jets, Oct 01, 2023
	19 vs. Cincinnati, Sep 15, 2024
	19 vs. Philadelphia, Nov 20, 2023
	18 vs. Cincinnati, Dec 31, 2023
	...1 more at 18.
Rushing Yards	130 vs. Cincinnati, Dec 31, 2023
	115 at N.Y. Jets, Oct 01, 2023
	110 at Green Bay, Dec 03, 2023
	107 at L.A. Chargers, Nov 20, 2022
	90 vs. Cincinnati, Sep 15, 2024
Rushing Average	8.0 at Las Vegas, Jan 07, 2023
	7.2 vs. Cincinnati, Dec 31, 2023
	7.1 at L.A. Chargers, Nov 20, 2022
	6.3 vs. Las Vegas, Nov 29, 2024
	6.1 at Green Bay, Dec 03, 2023
Longest Runs	48t at N.Y. Jets, Oct 01, 2023
	37 vs. Cincinnati, Dec 31, 2023
	35 vs. Cincinnati, Dec 31, 2023
	34 vs. Las Vegas, Nov 29, 2024
	31 at Jacksonville, Sep 17, 2023
	...1 more at 31.
Rushing TDs	2 at Las Vegas, Nov 26, 2023
	1 vs. Las Vegas, Oct 19, 2025
	1 vs. Baltimore, Sep 05, 2024
	1 vs. Las Vegas, Dec 25, 2023
	...9 more at 1.
Receptions	7 vs. Cincinnati, Dec 31, 2023
	6 vs. Denver, Oct 12, 2023
	5 vs. Cincinnati, Sep 15, 2024
	5 at Las Vegas, Nov 26, 2023
	4 vs. Las Vegas, Dec 25, 2023
	...2 more at 4.
Receiving Yards	43 at N.Y. Jets, Oct 01, 2023
	36 vs. Denver, Oct 12, 2023
	35 vs. Cincinnati, Dec 31, 2023
	34 at Las Vegas, Nov 26, 2023
	33 vs. Baltimore, Sep 05, 2024
Receiving Average	14.3 at N.Y. Jets, Oct 01, 2023
	7.8 vs. Detroit, Sep 07, 2023
	7.7 at Denver, Dec 11, 2022
	7.0 vs. L.A. Chargers, Oct 22, 2023
	6.8 at Las Vegas, Nov 26, 2023
Longest Receptions	33 at N.Y. Jets, Oct 01, 2023
	32 vs. Seattle, Dec 24, 2022
	23 vs. Baltimore, Sep 05, 2024
	21 vs. Cincinnati, Dec 31, 2023
	17 at Denver, Dec 11, 2022
	...1 more at 17.
Receiving TDs	1 vs. Baltimore, Sep 28, 2025
	1 vs. Cincinnati, Dec 31, 2023
	1 vs. L.A. Chargers, Oct 22, 2023
All-Purpose Yards	198 at Cincinnati, Dec 04, 2022
	169 at San Francisco, Oct 23, 2022
	165 vs. Cincinnati, Dec 31, 2023
	158 at N.Y. Jets, Oct 01, 2023
	154 at Tampa Bay, Oct 02, 2022
Kickoff Returns	5 at Cincinnati, Dec 04, 2022
	5 at San Francisco, Oct 23, 2022
	5 at Indianapolis, Sep 25, 2022
	3 at Houston, Dec 18, 2022
	...2 more at 3.
Kickoff Return Yards	126 at San Francisco, Oct 23, 2022
	116 at Cincinnati, Dec 04, 2022
	94 at Indianapolis, Sep 25, 2022
	91 at Tampa Bay, Oct 02, 2022
	47 at Houston, Dec 18, 2022
Longest Kickoff Return	48 at San Francisco, Oct 23, 2022
	44 at Cincinnati, Dec 04, 2022
	42 at Tampa Bay, Oct 02, 2022
	29 at Indianapolis, Sep 25, 2022
	26 vs. Tennessee, Nov 06, 2022
	...1 more at 26.
Kickoff Return Average	30.3 at Tampa Bay, Oct 02, 2022
	25.2 at San Francisco, Oct 23, 2022
	23.2 at Cincinnati, Dec 04, 2022
	18.8 at Indianapolis, Sep 25, 2022
	15.7 at Houston, Dec 18, 2022
Special Teams Tackles	2 vs. L.A. Chargers, Sep 15, 2022
	1 at San Francisco, Oct 23, 2022
Most TDs	2 at Las Vegas, Nov 26, 2023
	1 vs. Las Vegas, Oct 19, 2025
	1 vs. Baltimore, Sep 28, 2025
	1 vs. Baltimore, Sep 05, 2024
	...12 more at 1.
Scrimmage Yards	165 vs. Cincinnati, Dec 31, 2023
	158 at N.Y. Jets, Oct 01, 2023
	123 at Green Bay, Dec 03, 2023
	111 vs. Cincinnati, Sep 15, 2024
	107 at L.A. Chargers, Nov 20, 2022

SINGLE-GAME HIGHS – POSTSEASON: RUSHING/RECEIVING

Rush Attempts
24 at Baltimore, Jan 28, 2024
24 vs. Miami, Jan 13, 2024
18 vs. San Francisco, Feb 11, 2024
15 at Buffalo, Jan 21, 2024
15 at Philadelphia, Feb 12, 2023

Rushing Yards
97 at Buffalo, Jan 21, 2024
95 vs. Jacksonville, Jan 21, 2023
89 vs. Miami, Jan 13, 2024
76 at Philadelphia, Feb 12, 2023
68 at Baltimore, Jan 28, 2024

Rushing Average
7.9 vs. Jacksonville, Jan 21, 2023
6.5 at Buffalo, Jan 21, 2024
5.1 at Philadelphia, Feb 12, 2023
3.7 vs. Miami, Jan 13, 2024
3.3 vs. San Francisco, Feb 11, 2024

Longest Runs
39 vs. Jacksonville, Jan 21, 2023
29 at Buffalo, Jan 21, 2024
24 at Philadelphia, Feb 12, 2023
23 vs. Miami, Jan 13, 2024
12 at Baltimore, Jan 28, 2024
...2 more at 12.

Rushing TDs
1 at Baltimore, Jan 28, 2024
1 at Buffalo, Jan 21, 2024
1 vs. Miami, Jan 13, 2024
...1 more at 1.

Receptions
6 vs. San Francisco, Feb 11, 2024
5 vs. Cincinnati, Jan 29, 2023
4 at Baltimore, Jan 28, 2024
2 vs. Buffalo, Jan 26, 2025
1 at Philadelphia, Feb 09, 2025
...3 more at 1.

Receiving Yards
59 vs. Cincinnati, Jan 29, 2023
33 vs. San Francisco, Feb 11, 2024
14 at Baltimore, Jan 28, 2024
14 at Buffalo, Jan 21, 2024
12 vs. Buffalo, Jan 26, 2025

Receiving Average
11.8 vs. Cincinnati, Jan 29, 2023
5.5 vs. San Francisco, Feb 11, 2024
3.5 at Baltimore, Jan 28, 2024

Longest Receptions
18 vs. Cincinnati, Jan 29, 2023
16 vs. Cincinnati, Jan 29, 2023
16 vs. Cincinnati, Jan 29, 2023
14 at Buffalo, Jan 21, 2024
10 vs. Buffalo, Jan 26, 2025
...1 more at 10.

All-Purpose Yards
130 vs. Cincinnati, Jan 29, 2023
111 at Buffalo, Jan 21, 2024
101 vs. Jacksonville, Jan 21, 2023
92 vs. San Francisco, Feb 11, 2024
88 vs. Miami, Jan 13, 2024

Kickoff Returns
2 vs. Cincinnati, Jan 29, 2023

Kickoff Return Yards
45 vs. Cincinnati, Jan 29, 2023

Longest Kickoff Return
23 vs. Cincinnati, Jan 29, 2023
22 vs. Cincinnati, Jan 29, 2023

Most TDs
1 at Baltimore, Jan 28, 2024
1 at Buffalo, Jan 21, 2024
1 vs. Miami, Jan 13, 2024
...1 more at 1.

Scrimmage Yards
111 at Buffalo, Jan 21, 2024
101 vs. Jacksonville, Jan 21, 2023
92 vs. San Francisco, Feb 11, 2024
88 vs. Miami, Jan 13, 2024
85 vs. Cincinnati, Jan 29, 2023

100-YARD RUSHING GAMES (4): REGULAR SEASON

DATE	TEAM	ATT.	YDS.	AVG.	LG	TD
11/20/22	at Chargers	15	107	7.1	28	0
10/01/23	at Jets	20	115	5.8	48t	1
12/03/23	at Packers	18	110	6.1	26	1
12/31/23	BENGALS	18	130	7.2	37	0

2022 GAME-BY-GAME REGULAR-SEASON STATISTICS (CHIEFS)

			RUSHING					RECEIVING						
DATE	OPPONENT	P/S	NO.	YDS.	AVG.	LG	TD	NO.	YDS.	AVG.	LG	TD	W/L	SCORE
09/11	at Cardinals	P	12	62	5.2	22	1	0	0	0.0	0	0	W	44-21
09/15	Chargers	P	2	6	3.0	6	0	0	0	0.0	0	0	W	27-24
09/25	at Colts	P	3	9	3.0	5	0	0	0	0.0	0	0	L	17-20
10/02	at Buccaneers	P	11	63	5.7	9	0	0	0	0.0	0	0	W	41-31
10/10	Raiders	P	1	0	0.0	0	0	0	0	0.0	0	0	W	30-29
10/16	Bills	P	2	9	4.5	5	0	2	9	4.5	12	0	L	20-24
10/23	at 49ers	S	8	43	5.4	17	0	0	0	0.0	0	0	W	44-23
11/06	Titans	S	5	5	1.0	2	0	1	4	4.0	4	0	W	20-17+
11/13	Jaguars	S	16	82	5.1	13	0	0	0	0.0	0	0	W	27-17
11/20	at Chargers	S	15	107	7.1	28	0	0	0	0.0	0	0	W	30-27
11/27	Rams	S	22	69	3.1	9	1	1	17	17.0	17	0	W	26-10
12/04	at Bengals	S	14	66	4.7	16	1	2	16	8.0	16	0	L	24-27
12/11	at Broncos	S	13	70	5.4	10	0	3	23	7.7	17	0	W	34-28
12/18	at Texans	S	15	86	5.7	18	0	1	11	11.0	11	0	W	30-24+
12/24	Seahawks	S	14	58	4.1	8	0	1	32	32.0	32	0	W	24-10
01/01	Broncos	S	9	31	3.4	6	1	2	18	9.0	9	0	W	27-24
01/07	at Raiders	S	8	64	8.0	31	1	0	0	0.0	0	0	W	31-13
2022 TOTALS		**17-11**	**170**	**830**	**4.9**	**31**	**5**	**13**	**130**	**10.0**	**32**	**0**	**14-3**	

+ - Overtime

2023 GAME-BY-GAME REGULAR-SEASON STATISTICS (CHIEFS)

			RUSHING					RECEIVING						
DATE	OPPONENT	P/S	NO.	YDS.	AVG.	LG	TD	NO.	YDS.	AVG.	LG	TD	W/L	SCORE
09/07	Lions	P	8	23	2.9	7	0	4	31	7.8	10	0	L	20-21
09/17	at Jaguars	S	12	70	5.8	31	0	1	0	0.0	0	0	W	17-9
09/24	Bears	S	15	62	4.1	18	1	2	16	8.0	9	0	W	41-10
10/01	at Jets	S	20	115	5.8	48t	1	3	43	14.3	33	0	W	23-20
10/08	at Vikings	S	16	55	3.4	11	1	1	9	9.0	9	0	W	27-20
10/12	Broncos	S	16	62	3.9	15	0	6	36	6.0	9	0	W	19-8
10/22	Chargers	S	13	32	2.5	6	0	4	28	7.0	12	1	W	31-17
10/29	at Broncos	S	8	40	5.0	19	0	3	-3	-1.0	7	0	L	9-24
11/05	Dolphins	S	16	66	4.1	9	0	0	0	0.0	0	0	W	21-14
11/20	Eagles	S	19	89	4.7	24	0	1	2	2.0	2	0	L	17-21
11/26	at Raiders	S	15	55	3.7	8	2	5	34	6.8	14	0	W	31-17
12/03	at Packers	S	18	110	6.1	26	1	3	13	4.3	7	0	L	19-27
12/10	Bills						INACTIVE						L	17-20
12/17	at Patriots						INACTIVE						W	27-17
12/25	Raiders	S	11	26	2.4	12t	1	4	0	0.0	5	0	L	14-20
12/31	Bengals	S	18	130	7.2	37	0	7	35	5.0	21	1	W	25-17
01/07	at Chargers						DID NOT PLAY						W	13-12
2023 TOTALS		**14-13**	**205**	**935**	**4.6**	**48T**	**7**	**44**	**244**	**5.5**	**33**	**2**	**11-6**	

2024 GAME-BY-GAME REGULAR-SEASON STATISTICS (CHIEFS)

			RUSHING					RECEIVING						
DATE	OPPONENT	P/S	NO.	YDS.	AVG.	LG	TD	NO.	YDS.	AVG.	LG	TD	W/L	SCORE
09/05	Ravens	S	15	45	3.0	5	1	2	33	16.5	23	0	W	27-20
09/15	Bengals	S	19	90	4.7	11	0	5	21	4.2	13	0	W	26-25
09/22	at Falcons						RESERVE/INJURED						W	22-17
09/29	at Chargers						RESERVE/INJURED						W	17-10
10/07	Saints						RESERVE/INJURED						W	26-13
10/20	at 49ers						RESERVE/INJURED						W	28-18
10/27	at Raiders						RESERVE/INJURED						W	27-20
11/04	Buccaneers						RESERVE/INJURED						W	30-24+
11/10	Broncos						RESERVE/INJURED						W	16-14
11/17	at Bills						RESERVE/INJURED						L	21-30
11/24	at Panthers						RESERVE/INJURED						W	30-27
11/29	Raiders	P	7	44	6.3	34	0	1	5	5.0	5	0	W	19-17
12/08	Chargers	S	14	55	3.9	9	0	2	6	3.0	6	0	W	19-17
12/15	at Browns	S	13	32	2.5	9	0	1	15	15.0	15	0	W	21-7
12/21	Texans	S	9	26	2.9	8	0	1	-1	-1.0	-1	0	W	27-19
12/25	at Steelers	S	6	18	3.0	8	0	0	0	0.0	0	0	W	29-10
01/05	at Broncos						INACTIVE						L	0-38
2024 TOTALS		**7-6**	**83**	**310**	**3.7**	**34**	**1**	**12**	**79**	**6.6**	**23**	**0**	**15-2**	

+ - Overtime

2025 GAME-BY-GAME REGULAR-SEASON STATISTICS (CHIEFS)

			RUSHING					RECEIVING						
DATE	OPPONENT	P/S	NO.	YDS.	AVG.	LG	TD	NO.	YDS.	AVG.	LG	TD	W/L	SCORE
09/05	at Chargers	S	5	25	5.0	10	0	2	3	1.5	4	0	L	21-27
09/14	Eagles	S	10	22	2.2	7	0	1	7	7.0	7	0	L	17-20
09/21	at Giants	S	10	45	4.5	10	0	1	3	3.0	3	0	W	22-9
09/28	Ravens	S	7	35	5.0	12	0	2	13	6.5	8t	1	W	37-20
10/06	at Jaguars	S	7	36	5.1	16	0	3	20	6.7	10	0	L	28-31
10/12	Lions	S	12	51	4.3	11	0	1	0	0.0	0	0	W	30-17
10/19	Raiders	S	15	57	3.8	11	1	1	-3	-3.0	-3	0	W	31-0
10/27	Commanders	S	12	58	4.8	13	0	0	0	0.0	0	0	W	28-7
11/02	at Bills						INACTIVE						L	21-28
11/16	at Broncos						INACTIVE						L	19-22
11/23	Colts						INACTIVE						W	23-20+
11/27	at Cowboys	P	3	16	5.3	9	0	2	17	8.5	11	0	L	28-31
12/07	Texans	S	9	30	3.3	6	0	0	0	0.0	0	0	L	10-20
2025 TOTALS		**10-9**	**90**	**375**	**4.2**	**16**	**1**	**13**	**60**	**4.6**	**11**	**1**	**6-7**	

+ - Overtime

2022 GAME-BY-GAME POSTSEASON STATISTICS (CHIEFS)

			RUSHING					RECEIVING						
DATE	OPPONENT	P/S	NO.	YDS.	AVG.	LG	TD	NO.	YDS.	AVG.	LG	TD	W/L	SCORE
01/21	Jaguars	S	12	95	7.9	39	0	1	6	6.0	6	0	W	27-20
01/29	Bengals	S	10	26	2.6	6	0	5	59	11.8	18	0	W	23-20
02/12	at Eagles	S	15	76	5.1	24	1	0	0	0.0	0	0	W	38-35
2022 TOTALS		**3-3**	**37**	**197**	**5.3**	**39**	**1**	**6**	**65**	**10.8**	**18**	**0**	**3-0**	

2023 GAME-BY-GAME POSTSEASON STATISTICS (CHIEFS)

			RUSHING					RECEIVING						
DATE	OPPONENT	P/S	NO.	YDS.	AVG.	LG	TD	NO.	YDS.	AVG.	LG	TD	W/L	SCORE
01/13	Dolphins	S	24	89	3.7	23	1	1	-1	-1.0	-1	0	W	26-7
01/21	at Bills	S	15	97	6.5	29	1	1	14	14.0	14	0	W	27-24
01/28	at Ravens	S	24	68	2.8	12	1	4	14	3.5	10	0	W	17-10
02/11	49ers	S	18	59	3.3	10	0	6	33	5.5	8	0	W	25-22+
2023 TOTALS		**4-4**	**81**	**313**	**3.9**	**29**	**3**	**12**	**60**	**5.0**	**14**	**0**	**4-0**	

+ - Overtime

2024 GAME-BY-GAME POSTSEASON STATISTICS (CHIEFS)

			RUSHING					RECEIVING						
DATE	OPPONENT	P/S	NO.	YDS.	AVG.	LG	TD	NO.	YDS.	AVG.	LG	TD	W/L	SCORE
01/18	Texans	S	5	18	3.6	10	0	0	0	0.0	0	0	W	23-14
01/26	Bills	S	5	12	2.4	5	0	2	12	6.0	10	0	W	32-29
02/09	at Eagles	S	3	7	2.3	6	0	1	5	5.0	5	0	L	22-40
2024 TOTALS		**3-3**	**13**	**37**	**2.8**	**10**	**0**	**3**	**17**	**5.7**	**10**	**0**	**2-1**	

ISIAH PACHECO'S COLLEGE RUSHING/RECEIVING STATISTICS

				RUSHING					RECEIVING				
DATE	TEAM	GP	GS	NO.	YDS.	AVG.	LG	TD	NO.	YDS.	AVG.	LG	TD
2018	Rutgers	12	3	111	551	5.0	80	3	2	11	5.5	7	0
2019	Rutgers	11	10	169	729	4.3	57	7	13	83	6.4	23	0
2020	Rutgers	9	9	116	515	4.4	66	3	19	130	6.8	20	1
2021	Rutgers	12	12	167	647	3.9	26	5	13	25	1.9	11	0
TOTALS		**44**	**34**	**563**	**2,442**	**4.3**	**80**	**18**	**47**	**249**	**5.3**	**23**	**1**

ISIAH PACHECO'S COLLEGE RETURN STATISTICS

		KICKOFF RETURNS					PUNT RETURNS					
DATE	TEAM	RET.	YDS.	AVG.	LG	TD	NO.	FC	YDS.	AVG.	LG	TD
2018	Rutgers	18	348	19.3	34	0	0	0	0	0.0	0	0
2019	Rutgers	0	0	0.0	0	0	0	0	0	0.0	0	0
2020	Rutgers	0	0	0.0	0	0	0	0	0	0.0	0	0
2021	Rutgers	0	0	0.0	0	0	0	0	0	0.0	0	0
TOTALS		**18**	**348**	**19.3**	**34**	**0**	**0**	**0**	**0**	**0.0**	**0**	**0**

COLLEGE 2018 GAME-BY-GAME STATISTICS (RUTGERS)

			RUSHING					RECEIVING						
DATE	OPPONENT	P/S	NO.	YDS.	AVG.	LG	TD	NO.	YDS.	AVG.	LG	TD	W/L	SCORE
08/31	Texas St.	P	11	76	6.9	28	0	0	0	0.0	0	0	W	35-7
09/07	at Ohio St.	P	10	21	2.1	5	0	0	0	0.0	0	0	L	3-52
09/14	at Kansas	P	0	0	0.0	0	0	0	0	0.0	0	0	L	14-55
09/21	Buffalo	P	5	15	3.0	5	0	0	0	0.0	0	0	L	13-42
09/28	Indiana	S	2	1	0.5	1	0	0	0	0.0	0	0	L	17-24
10/05	Illinois	S	1	3	3.0	3	0	0	0	0.0	0	0	L	17-38
10/12	at Maryland	P	22	107	4.9	12	1	0	0	0.0	0	0	L	7-34
10/20	Northwestern	P	11	76	6.9	44	1	1	7	7.0	7	0	L	15-18
11/02	at Wisconsin	P	6	19	3.2	6	0	0	0	0.0	0	0	L	17-31
11/09	Michigan	P	16	142	8.9	80	1	0	0	0.0	0	0	L	7-42
11/16	Penn St.	P	18	53	2.9	11	0	0	0	0.0	0	0	L	7-20
11/23	at Michigan St.	S	9	38	4.2	12	0	1	4	4.0	4	0	L	10-14
2018 TOTALS		**12-3**	**111**	**551**	**5.0**	**80**	**3**	**2**	**11**	**5.5**	**7**	**0**	**1-11**	

COLLEGE 2019 GAME-BY-GAME STATISTICS (RUTGERS)

			RUSHING					RECEIVING						
DATE	OPPONENT	P/S	NO.	YDS.	AVG.	LG	TD	NO.	YDS.	AVG.	LG	TD	W/L	SCORE
08/30	Massachusetts	P	20	156	7.8	57	4	0	0	0.0	0	0	W	48-21
09/07	at Iowa	S	9	36	4.0	10	0	4	31	7.8	23	0	L	0-30
09/21	Boston College	S	17	47	2.8	11	0	0	0	0.0	0	0	L	16-30
09/28	at Michigan	S	10	23	2.3	6	0	3	12	4.0	7	0	L	0-52
10/05	Maryland	S	19	78	4.1	24	0	0	0	0.0	0	0	L	7-48
10/12	at Indiana	S	14	44	3.1	28	0	0	0	0.0	0	0	L	0-35
10/19	Minnesota	S	15	50	3.3	11	0	1	-2	-2.0	0	0	L	7-42
10/26	Liberty	S	19	107	5.6	19	2	1	5	5.0	5	0	W	44-34
11/16	Ohio St.	S	16	50	3.1	26	1	1	6	6.0	6	0	L	21-56
11/23	Michigan St.	S	12	36	3.0	10	0	2	25	12.5	16	0	L	0-27
11/30	at Penn St.	S	18	102	5.7	16	0	1	6	6.0	6	0	L	6-27
2019 TOTALS		**11-10**	**169**	**729**	**4.3**	**57**	**7**	**13**	**83**	**6.4**	**23**	**0**	**2-9**	

COLLEGE 2020 GAME-BY-GAME STATISTICS (RUTGERS)

			RUSHING					RECEIVING						
DATE	OPPONENT	P/S	NO.	YDS.	AVG.	LG	TD	NO.	YDS.	AVG.	LG	TD	W/L	SCORE
10/24	at Michigan St.	S	19	61	3.2	26	2	5	37	7.4	16	0	W	38-27
10/30	Indiana	S	9	24	2.7	8	0	4	32	8.0	16	0	L	21-37
11/07	at Ohio St.	S	7	68	9.7	66	0	3	6	2.0	5	0	L	27-49
11/13	Illinois	S	20	133	6.7	32	0	0	4	0.0	4	0	L	20-23
11/20	Michigan	S	15	43	2.9	7	0	0	0	0.0	0	0	L	42-48
11/28	at Purdue	S	16	61	3.8	23	0	2	11	5.5	6	0	W	37-30
12/05	Penn St.	S	5	4	0.8	3	0	0	0	0.0	0	0	L	7-23
12/11	at Maryland	S	18	79	4.4	18	0	5	40	8.0	20	1	W	27-24
12/18	Nebraska	S	7	42	6.0	33	1	0	0	0.0	0	0	L	21-28
2020 TOTALS		**9-9**	**116**	**515**	**4.4**	**66**	**3**	**19**	**130**	**6.8**	**20**	**1**	**3-6**	

COLLEGE 2021 GAME-BY-GAME STATISTICS (RUTGERS)

			RUSHING					RECEIVING						
DATE	OPPONENT	P/S	NO.	YDS.	AVG.	LG	TD	NO.	YDS.	AVG.	LG	TD	W/L	SCORE
09/04	Temple	S	14	35	2.5	7	1	1	2	2.0	2	0	W	61-14
09/11	at Syracuse	S	19	50	2.6	10	0	0	0	0.0	0	0	W	17-7
09/18	Delaware	S	12	67	5.6	20	2	1	-3	-3.0	0	0	W	45-13
09/25	at Michigan	S	20	107	5.4	26	0	2	14	7.0	9	0	L	13-20
10/02	Ohio St.	S	6	8	1.3	4	0	2	18	9.0	11	0	L	13-52
10/09	Michigan St.	S	11	47	4.3	11	0	0	0	0.0	0	0	L	13-31
10/16	at Northwestern	S	13	15	1.2	6	0	1	-4	-4.0	0	0	L	7-21
10/30	at Illinois	S	21	91	4.3	13	0	0	0	0.0	0	0	W	20-14
11/06	Wisconsin	S	9	55	6.1	23	0	0	0	0.0	0	0	L	3-52
11/13	at Indiana	S	21	79	3.8	18	2	0	0	0.0	0	0	W	38-3
11/20	at Penn St.	S	6	7	1.2	3	0	4	-6	-1.5	2	0	L	0-28
11/27	Maryland	S	15	86	5.7	23	0	2	4	2.0	3	0	L	16-40
12/31	Wake Forest						DID NOT PLAY						L	10-38
2021 TOTALS		**12-12**	**167**	**647**	**3.9**	**26**	**5**	**13**	**25**	**1.9**	**11**	**0**	**5-8**	

MIKE PENNEL

19 23

NOSE TACKLE #69

COLORADO STATE-PUEBLO

11TH YEAR IN THE NFL

5TH YEAR WITH THE CHIEFS

HEIGHT: 6'4"
WEIGHT: 330 LBS
HOW ACQUIRED: FA-23
BIRTHDAY: 5/9/91

- Pennel enters his fifth season with the Chiefs in 2025.
- Spent two seasons with the Chiefs (2019-20), playing 22 games for the club.
- Originally entered the NFL as an undrafted free agent with Green Bay in 2014.

Transactions:

Signed with Kansas City (10/29/25) ... Cut by Cincinnati (10/28/25) ... Signed with Cincinnati's practice squad (9/1/25) ... Cut by Kansas City (8/26/25) ... Re-signed with Kansas City (3/24/25) ... Signed with Kansas City (3/13/24) ... Signed to Kansas City's practice squad (10/24/23) ... Signed to Chicago's practice squad (9/12/22) ... Signed to Chicago's practice squad (09/10/22) ... Cut by Chicago (9/9/22) ... Signed to the Chicago Bears (6/14/2022) ... Signed to Atlanta's practice squad (9/15/21) ... Cut by Chicago (8/31/21) ... Signed by the Chicago Bears (6/17/21) ... Signed by Kansas City (10/19/19) ... Cut by New England (8/26/19) ... Signed by New England (3/15/19) ... Re-signed by the New York Jets (3/18/18) ... Re-signed by the New York Jets (3/16/17) ... Acquired via waivers by the New York Jets (2/6/17) ... Cut by Green Bay (1/9/17) ... Originally entered the NFL as an undrafted free agent with the Green Bay Packers in 2014.

COLLEGE

Finished his college career at Colorado State University-Pueblo (2013) after spending a year at Arizona State (2012) and two years at Scottsdale Community College (2010-11) ... Played in all 12 games with 10 starts for CSU-Pueblo recording 36 tackles (15 solo), including six for a loss, 7.0 sacks, three forced fumbles, two fumble recoveries and four passes defensed ... Helped the ThunderWolves win their third straight Rocky Mountain Athletic Conference title ... Compiled 71 tackles (23.0 for loss), 3.0 sacks, three forced fumbles and three fumble recoveries during his two seasons at Scottsdale CC ... Earned All-American honors as a sophomore in 2011.

PERSONAL

- Graduated from Grandview High School in Aurora, Colo., after spending time at Cherokee Trails High School in Aurora and J.K. Mullen High School in Denver.
- Earned one varsity letter as a nose tackle at Grandview.
- Survived a childhood bout with cancer when he was just three years old.
- Majored in social communications at CSU-Pueblo.
- Hometown: Aurora, Colorado.
- Last name pronounced: puh-NELL.

MIKE PENNEL'S NFL REGULAR SEASON DEFENSIVE STATISTICS

				TACKLES								INTERCEPTIONS					O. FUMB				ST					MISC	
DATE	TEAM	GP	GS	TK	S	A	TFL	YDS	SK	YDS	QBH	NO	YDS	LG	TD	PD	FF	FR	TD	YDS	TK	S	A	FF	FR	S	A
2014	Packers	13	0	8	7	1	1	0	0.0	0.0	1	0	0	0	0	0	0	0	0	0	0	0	0	0	0	0	0
2015	Packers	16	5	25	16	9	2	2	1.0	0.0	4	0	0	0	0	0	1	0	0	0	0	0	0	0	0	0	0
2016	Packers	8	0	7	5	2	3	17	0.0	0.0	1	0	0	0	0	1	0	0	0	0	0	0	0	0	0	0	0
2017	Jets	16	3	35	20	15	0	0	0.0	0.0	1	0	0	0	0	0	0	0	0	0	0	0	0	0	0	0	0
2018	Jets	16	7	27	16	11	0	0	0.0	0.0	2	0	0	0	0	1	0	0	0	0	0	0	0	0	0	0	0
2019	Chiefs	8	0	24	13	11	2	11	1.0	8.0	2	0	0	0	0	0	0	0	0	0	0	0	0	0	0	0	0
2020	Chiefs	14	1	29	13	16	0	0	0.0	0.0	1	0	0	0	0	0	0	0	0	0	0	0	0	0	0	0	0
2021	Falcons	10	5	21	9	12	0	0	0.0	0.0	0	0	0	0	0	0	0	0	0	0	0	0	0	0	0	0	0
2022	Bears	17	2	26	16	10	2	4	0.0	0.0	2	0	0	0	0	1	1	1	0	0	0	0	0	0	0	0	0
2023	Chiefs	3	0	4	2	2	1	2	0.0	0.0	0	0	0	0	0	0	0	0	0	0	0	0	0	0	0	0	0
2024	Chiefs	17	7	25	10	15	3	8	3.0	6.0	2	0	0	0	0	0	1	0	0	0	0	0	0	0	0	0	0
2025	Chiefs	5	0	5	1	4	0	0	0.0	0.0	0	0	0	0	0	0	0	0	0	0	0	0	0	0	0	0	0
NFL TOTALS		**143**	**30**	**236**	**128**	**108**	**14**	**44**	**5.0**	**14.0**	**16**	**0**	**0**	**0**	**0**	**3**	**3**	**1**	**0**	**0**	**0**	**0**	**0**	**0**	**0**	**0**	**0**

MIKE PENNEL'S NFL POSTSEASON DEFENSIVE STATISTICS

				TACKLES								INTERCEPTIONS					O. FUMB				ST					MISC	
DATE	TEAM	GP	GS	TK	S	A	TFL	YDS	SK	YDS	QBH	NO	YDS	LG	TD	PD	FF	FR	TD	YDS	TK	S	A	FF	FR	S	A
2014	Packers	2	0	1	1	0	0	0	0.0	0.0	0	0	0	0	0	0	0	0	0	0	0	0	0	0	0	0	0
2015	Packers	2	0	2	2	0	0	0	0.0	0.0	0	0	0	0	0	0	0	0	0	0	0	0	0	0	0	0	0
2016	Packers	0	0	0	0	0	0	0	0.0	0.0	0	0	0	0	0	0	0	0	0	0	0	0	0	0	0	0	0
2019	Chiefs	3	2	7	2	5	0	0	0.0	0.0	1	0	0	0	0	0	0	0	0	0	0	0	0	0	0	0	0
2020	Chiefs	3	0	1	0	1	0	0	0.0	0.0	0	0	0	0	0	0	0	0	0	0	0	0	0	0	0	0	0
2023	Chiefs	4	3	12	5	7	1	0	0.0	0.0	0	0	0	0	0	0	0	0	0	0	0	0	0	0	0	0	0
2024	Chiefs	3	1	10	5	5	0	0	0.0	0.0	0	0	0	0	0	0	0	0	0	0	0	0	0	0	0	0	0
NFL TOTALS		**17**	**6**	**33**	**15**	**18**	**1**	**0**	**0.0**	**0.0**	**1**	**0**	**0**	**0**	**0**	**0**	**0**	**0**	**0**	**0**	**0**	**0**	**0**	**0**	**0**	**0**	**0**

SINGLE-GAME HIGHS: DEFENSIVE

Total Tackles 10 vs. New England, Oct 05, 2020
7 vs. Carolina, Nov 26, 2017
6 vs. L.A. Chargers, Dec 29, 2019
5 at San Francisco, Dec 19, 2021
5 vs. Buffalo, Nov 11, 2018
...3 more at 5.

Solo Tackles 5 vs. New England, Oct 05, 2020
4 vs. L.A. Chargers, Dec 29, 2019
4 vs. L.A. Chargers, Dec 24, 2017
3 vs. Houston, Dec 21, 2024
3 at N.Y. Giants, Oct 02, 2022
...10 more at 3.

Sacks 1.0 vs. Houston, Dec 21, 2024
1.0 at Las Vegas, Oct 27, 2024
1.0 at Atlanta, Sep 22, 2024
...2 more at 1.0.

Passes Defensed 1 vs. Philadelphia, Dec 18, 2022
1 at Tennessee, Dec 02, 2018
1 vs. Chicago, Oct 20, 2016

Forced Fumbles 1 at Arizona, Dec 27, 2015

Tackles For Loss 2 vs. Houston, Dec 21, 2024
2 at L.A. Chargers, Nov 18, 2019
2 vs. Dallas, Oct 16, 2016
1 at Atlanta, Sep 22, 2024
...7 more at 1.

SINGLE-GAME HIGHS - POSTSEASON: DEFENSIVE

Total Tackles 6 vs. San Francisco, Feb 11, 2024
5 at Philadelphia, Feb 09, 2025
4 vs. Buffalo, Jan 26, 2025
4 vs. Tennessee, Jan 19, 2020
3 at Buffalo, Jan 21, 2024
...1 more at 3.

Solo Tackles 3 vs. Buffalo, Jan 26, 2025
2 at Philadelphia, Feb 09, 2025
2 vs. San Francisco, Feb 11, 2024
2 vs. Miami, Jan 13, 2024
...2 more at 2.

Tackles For Loss 1 vs. San Francisco, Feb 11, 2024

2014 GAME-BY-GAME REGULAR-SEASON STATISTICS (PACKERS)

			TACKLES								INTERCEPTIONS					O. FUMB				ST					MISC			
DATE	OPPONENT	P/S	TK	S	A	SK	YDS	TFL	YDS	QBH	NO	YDS	LG	TD	PD	FF	FR	TD	YDS	TK	S	A	FF	FR	S	A	W/L	SCORE
09/04	at Seahawks											INACTIVE															L	16-36
09/14	Jets											INACTIVE															W	31-24
09/21	at Lions											INACTIVE															L	7-19
09/28	at Bears	P	2	1	1	0.0	0.0	0	0	0	0	0	0	0	0	0	0	0	0	0	0	0	0	0	0	0	W	38-17
10/02	Vikings	P	2	2	0	0.0	0.0	0	0	0	0	0	0	0	0	0	0	0	0	0	0	0	0	0	0	0	W	42-10
10/12	at Dolphins	P	1	1	0	0.0	0.0	0	0	0	0	0	0	0	0	0	0	0	0	0	0	0	0	0	0	0	W	27-24
10/19	Panthers	P	3	3	0	0.0	0.0	1	0	0	0	0	0	0	0	0	0	0	0	0	0	0	0	0	0	0	W	38-17
10/26	at Saints	P	0	0	0	0.0	0.0	0	0	0	0	0	0	0	0	0	0	0	0	0	0	0	0	0	0	0	L	23-44
11/09	Bears	P	0	0	0	0.0	0.0	0	0	1	0	0	0	0	0	0	0	0	0	0	0	0	0	0	0	0	W	55-14
11/16	Eagles	P	0	0	0	0.0	0.0	0	0	0	0	0	0	0	0	0	0	0	0	0	0	0	0	0	0	0	W	53-20
11/23	at Vikings	P	0	0	0	0.0	0.0	0	0	0	0	0	0	0	0	0	0	0	0	0	0	0	0	0	0	0	W	24-21
11/30	Patriots	P	0	0	0	0.0	0.0	0	0	0	0	0	0	0	0	0	0	0	0	0	0	0	0	0	0	0	W	26-21
12/08	Falcons	P	0	0	0	0.0	0.0	0	0	0	0	0	0	0	0	0	0	0	0	0	0	0	0	0	0	0	W	43-37
12/14	at Bills	P	0	0	0	0.0	0.0	0	0	0	0	0	0	0	0	0	0	0	0	0	0	0	0	0	0	0	L	13-21
12/21	at Buccaneers	P	0	0	0	0.0	0.0	0	0	0	0	0	0	0	0	0	0	0	0	0	0	0	0	0	0	0	W	20-3
12/28	Lions	P	0	0	0	0.0	0.0	0	0	0	0	0	0	0	0	0	0	0	0	0	0	0	0	0	0	0	W	30-20
2014 TOTALS		**13-0**	**8**	**7**	**1**	**0.0**	**0.0**	**1**	**0**	**1**	**0**	**0**	**0**	**0**	**0**	**0**	**0**	**0**	**0**	**0**	**0**	**0**	**0**	**0**	**0**	**0**	**12-4**	

2015 GAME-BY-GAME REGULAR-SEASON STATISTICS (PACKERS)

			TACKLES								INTERCEPTIONS					O. FUMB				ST					MISC			
DATE	OPPONENT	P/S	TK	S	A	SK	YDS	TFL	YDS	QBH	NO	YDS	LG	TD	PD	FF	FR	TD	YDS	TK	S	A	FF	FR	S	A	W/L	SCORE
09/13	at Bears	S	1	0	1	0.0	0.0	0	0	0	0	0	0	0	0	0	0	0	0	0	0	0	0	0	0	0	W	31-23
09/20	Seahawks	P	3	3	0	0.0	0.0	1	1	0	0	0	0	0	0	0	0	0	0	0	0	0	0	0	0	0	W	27-17
09/28	Chiefs	S	2	1	1	0.0	0.0	0	0	0	0	0	0	0	0	0	0	0	0	0	0	0	0	0	0	0	W	38-28
10/04	at 49ers	S	0	0	0	0.0	0.0	0	0	0	0	0	0	0	0	0	0	0	0	0	0	0	0	0	0	0	W	17-3
10/11	Rams	P	2	1	1	0.0	0.0	0	0	0	0	0	0	0	0	0	0	0	0	0	0	0	0	0	0	0	W	24-10
10/18	Chargers	P	1	0	1	0.0	0.0	0	0	2	0	0	0	0	0	0	0	0	0	0	0	0	0	0	0	0	W	27-20
11/01	at Broncos	P	3	3	0	0.0	0.0	0	0	0	0	0	0	0	0	0	0	0	0	0	0	0	0	0	0	0	L	10-29
11/08	at Panthers	P	1	0	1	0.0	0.0	0	0	0	0	0	0	0	0	0	0	0	0	0	0	0	0	0	0	0	L	29-37
11/15	Lions	P	0	0	0	0.0	0.0	0	0	0	0	0	0	0	0	0	0	0	0	0	0	0	0	0	0	0	L	16-18
11/22	at Vikings	P	1	0	1	0.0	0.0	0	0	0	0	0	0	0	0	0	0	0	0	0	0	0	0	0	0	0	W	30-13
11/26	Bears	P	2	1	1	0.0	0.0	0	0	0	0	0	0	0	0	0	0	0	0	0	0	0	0	0	0	0	L	13-17
12/03	at Lions	P	1	0	1	0.0	0.0	0	0	0	0	0	0	0	0	0	0	0	0	0	0	0	0	0	0	0	W	27-23
12/13	Cowboys	S	2	2	0	0.0	0.0	1	1	0	0	0	0	0	0	0	0	0	0	0	0	0	0	0	0	0	W	28-7
12/20	at Raiders	P	1	1	0	0.0	0.0	0	0	0	0	0	0	0	0	0	0	0	0	0	0	0	0	0	0	0	W	30-20
12/27	at Cardinals	P	3	3	0	1.0	0.0	0	0	2	0	0	0	0	0	1	0	0	0	0	0	0	0	0	0	0	L	8-38
01/03	Vikings	S	2	1	1	0.0	0.0	0	0	0	0	0	0	0	0	0	0	0	0	0	0	0	0	0	0	0	L	13-20
2015 TOTALS		**16-5**	**25**	**16**	**9**	**1.0**	**0.0**	**2**	**2**	**4**	**0**	**0**	**0**	**0**	**0**	**1**	**0**	**0**	**0**	**0**	**0**	**0**	**0**	**0**	**0**	**10-6**	

2016 GAME-BY-GAME REGULAR-SEASON STATISTICS (PACKERS)

			TACKLES								INTERCEPTIONS					O. FUMB				ST					MISC			
DATE	OPPONENT	P/S	TK	S	A	SK	YDS	TFL	YDS	QBH	NO	YDS	LG	TD	PD	FF	FR	TD	YDS	TK	S	A	FF	FR	S	A	W/L	SCORE
09/11	at Jaguars										RESERVE/LEAGUE SUSP.																W	27-23
09/18	at Vikings										RESERVE/LEAGUE SUSP.																L	14-17
09/25	Lions										RESERVE/LEAGUE SUSP.																W	34-27
10/09	Giants										RESERVE/LEAGUE SUSP.																W	23-16
10/16	Cowboys	P	3	3	0	0.0	0.0	2	13	0	0	0	0	0	0	0	0	0	0	0	0	0	0	0	0	0	L	16-30
10/20	Bears	P	1	1	0	0.0	0.0	0	0	0	0	0	0	0	1	0	0	0	0	0	0	0	0	0	0	0	W	26-10
10/30	at Falcons	P	1	0	1	0.0	0.0	0	0	0	0	0	0	0	0	0	0	0	0	0	0	0	0	0	0	0	L	32-33
11/06	Colts	P	0	0	0	0.0	0.0	0	0	1	0	0	0	0	0	0	0	0	0	0	0	0	0	0	0	0	L	26-31
11/13	at Titans	P	1	0	1	0.0	0.0	0	0	0	0	0	0	0	0	0	0	0	0	0	0	0	0	0	0	0	L	25-47
11/20	at Redskins	P	0	0	0	0.0	0.0	0	0	0	0	0	0	0	0	0	0	0	0	0	0	0	0	0	0	0	L	24-42
11/28	at Eagles	P	0	0	0	0.0	0.0	0	0	0	0	0	0	0	0	0	0	0	0	0	0	0	0	0	0	0	W	27-13
12/04	Texans	P	1	1	0	0.0	0.0	1	4	0	0	0	0	0	0	0	0	0	0	0	0	0	0	0	0	0	W	21-13
12/11	Seahawks										RESERVE/LEAGUE SUSP.																W	38-10
12/18	at Bears										RESERVE/LEAGUE SUSP.																W	30-27
12/24	Vikings										RESERVE/LEAGUE SUSP.																W	38-25
01/01	at Lions										RESERVE/LEAGUE SUSP.																W	31-24
2016 TOTALS		**8-0**	**7**	**5**	**2**	**0.0**	**0.0**	**3**	**17**	**1**	**0**	**0**	**0**	**0**	**1**	**0**	**0**	**0**	**0**	**0**	**0**	**0**	**0**	**0**	**0**	**0**	**10-6**	

2017 GAME-BY-GAME REGULAR-SEASON STATISTICS (JETS)

			TACKLES								INTERCEPTIONS					O. FUMB				ST					MISC			
DATE	OPPONENT	P/S	TK	S	A	SK	YDS	TFL	YDS	QBH	NO	YDS	LG	TD	PD	FF	FR	TD	YDS	TK	S	A	FF	FR	S	A	W/L	SCORE
09/10	at Bills	P	5	3	2	0.0	0.0	0	0	0	0	0	0	0	0	0	0	0	0	0	0	0	0	0	0	0	L	12-21
09/17	at Raiders	P	3	1	2	0.0	0.0	0	0	0	0	0	0	0	0	0	0	0	0	0	0	0	0	0	0	0	L	20-45
09/24	Dolphins	P	0	0	0	0.0	0.0	0	0	0	0	0	0	0	0	0	0	0	0	0	0	0	0	0	0	0	W	20-6
10/01	Jaguars	S	3	0	3	0.0	0.0	0	0	0	0	0	0	0	0	0	0	0	0	0	0	0	0	0	0	0	W	23-20+
10/08	at Browns	P	0	0	0	0.0	0.0	0	0	0	0	0	0	0	0	0	0	0	0	0	0	0	0	0	0	0	W	17-14
10/15	Patriots	P	1	1	0	0.0	0.0	0	0	0	0	0	0	0	0	0	0	0	0	0	0	0	0	0	0	0	L	17-24
10/22	at Dolphins	P	1	1	0	0.0	0.0	0	0	0	0	0	0	0	0	0	0	0	0	0	0	0	0	0	0	0	L	28-31
10/29	Falcons	P	0	0	0	0.0	0.0	0	0	0	0	0	0	0	0	0	0	0	0	0	0	0	0	0	0	0	L	20-25
11/02	Bills	P	2	2	0	0.0	0.0	0	0	0	0	0	0	0	0	0	0	0	0	0	0	0	0	0	0	0	W	34-21
11/12	at Buccaneers	P	0	0	0	0.0	0.0	0	0	0	0	0	0	0	0	0	0	0	0	0	0	0	0	0	0	0	L	10-15
11/26	Panthers	P	7	2	5	0.0	0.0	0	0	0	0	0	0	0	0	0	0	0	0	0	0	0	0	0	0	0	L	27-35
12/03	Chiefs	P	1	1	0	0.0	0.0	0	0	0	0	0	0	0	0	0	0	0	0	0	0	0	0	0	0	0	W	38-31
12/10	at Broncos	P	1	1	0	0.0	0.0	0	0	1	0	0	0	0	0	0	0	0	0	0	0	0	0	0	0	0	L	0-23
12/17	at Saints	P	1	1	0	0.0	0.0	0	0	0	0	0	0	0	0	0	0	0	0	0	0	0	0	0	0	0	L	19-31
12/24	Chargers	S	5	4	1	0.0	0.0	0	0	0	0	0	0	0	0	0	0	0	0	0	0	0	0	0	0	0	L	7-14
12/31	at Patriots	S	5	3	2	0.0	0.0	0	0	0	0	0	0	0	0	0	0	0	0	0	0	0	0	0	0	0	L	6-26
2017 TOTALS		**16-3**	**35**	**20**	**15**	**0.0**	**0.0**	**0**	**0**	**1**	**0**	**0**	**0**	**0**	**0**	**0**	**0**	**0**	**0**	**0**	**0**	**0**	**0**	**0**	**0**	**5-11**	

+ - Overtime

2018 GAME-BY-GAME REGULAR-SEASON STATISTICS (JETS)

			TACKLES								INTERCEPTIONS					O. FUMB				ST					MISC			
DATE	OPPONENT	P/S	TK	S	A	SK	YDS	TFL	YDS	QBH	NO	YDS	LG	TD	PD	FF	FR	TD	YDS	TK	S	A	FF	FR	S	A	W/L	SCORE
09/10	at Lions	P	0	0	0	0.0	0.0	0	0	0	0	0	0	0	0	0	0	0	0	0	0	0	0	0	0	0	W	48-17
09/16	Dolphins	P	1	1	0	0.0	0.0	0	0	0	0	0	0	0	0	0	0	0	0	0	0	0	0	0	0	0	L	12-20
09/20	at Browns	P	1	0	1	0.0	0.0	0	0	0	0	0	0	0	0	0	0	0	0	0	0	0	0	0	0	0	L	17-21
09/30	at Jaguars	P	0	0	0	0.0	0.0	0	0	0	0	0	0	0	0	0	0	0	0	0	0	0	0	0	0	0	L	12-31
10/07	Broncos	P	1	1	0	0.0	0.0	0	0	0	0	0	0	0	0	0	0	0	0	0	0	0	0	0	0	0	W	34-16
10/14	Colts	P	1	1	0	0.0	0.0	0	0	0	0	0	0	0	0	0	0	0	0	0	0	0	0	0	0	0	W	42-34
10/21	Vikings	P	0	0	0	0.0	0.0	0	0	0	0	0	0	0	0	0	0	0	0	0	0	0	0	0	0	0	L	17-37
10/28	at Bears	P	4	2	2	0.0	0.0	0	0	1	0	0	0	0	0	0	0	0	0	0	0	0	0	0	0	0	L	10-24
11/04	at Dolphins	S	1	1	0	0.0	0.0	0	0	0	0	0	0	0	0	0	0	0	0	0	0	0	0	0	0	0	L	6-13
11/11	Bills	S	5	3	2	0.0	0.0	0	0	0	0	0	0	0	0	0	0	0	0	0	0	0	0	0	0	0	L	10-41
11/25	Patriots	S	1	1	0	0.0	0.0	0	0	0	0	0	0	0	0	0	0	0	0	0	0	0	0	0	0	0	L	13-27
12/02	at Titans	S	4	1	3	0.0	0.0	0	0	0	0	0	0	0	1	0	0	0	0	0	0	0	0	0	0	0	L	22-26
12/09	at Bills	S	3	2	1	0.0	0.0	0	0	0	0	0	0	0	0	0	0	0	0	0	0	0	0	0	0	0	W	27-23
12/15	Texans	S	2	2	0	0.0	0.0	0	0	0	0	0	0	0	0	0	0	0	0	0	0	0	0	0	0	0	L	22-29
12/23	Packers	S	0	0	0	0.0	0.0	0	0	0	0	0	0	0	0	0	0	0	0	0	0	0	0	0	0	0	L	38-44+
12/30	at Patriots	P	3	1	2	0.0	0.0	0	0	1	0	0	0	0	0	0	0	0	0	0	0	0	0	0	0	0	L	3-38
2018 TOTALS		**16-7**	**27**	**16**	**11**	**0.0**	**0.0**	**0**	**0**	**2**	**0**	**0**	**0**	**0**	**1**	**0**	**0**	**0**	**0**	**0**	**0**	**0**	**0**	**0**	**0**	**4-12**	

+ - Overtime

2019 GAME-BY-GAME REGULAR-SEASON STATISTICS (CHIEFS)

			TACKLES								INTERCEPTIONS					O. FUMB				ST					MISC			
DATE	OPPONENT	P/S	TK	S	A	SK	YDS	TFL	YDS	QBH	NO	YDS	LG	TD	PD	FF	FR	TD	YDS	TK	S	A	FF	FR	S	A	W/L	SCORE
09/08	at Jaguars										NOT ON ROSTER																W	40-26
09/15	at Raiders										NOT ON ROSTER																W	28-10
09/22	Ravens										NOT ON ROSTER																W	33-28
09/29	at Lions										NOT ON ROSTER																W	34-30
10/06	Colts										NOT ON ROSTER																L	13-19
10/13	Texans										NOT ON ROSTER																L	24-31
10/17	at Broncos										NOT ON ROSTER																W	30-6
10/27	Packers	P	2	2	0	0.0	0.0	0	0	0	0	0	0	0	0	0	0	0	0	0	0	0	0	0	0	0	L	24-31
11/03	Vikings	P	3	1	2	0.0	0.0	0	0	0	0	0	0	0	0	0	0	0	0	0	0	0	0	0	0	0	W	26-23
11/10	at Titans										INACTIVE																L	32-35
11/18	at Chargers	P	3	2	1	1.0	8.0	2	11	2	0	0	0	0	0	0	0	0	0	0	0	0	0	0	0	0	W	24-17
12/01	Raiders	P	3	1	2	0.0	0.0	0	0	0	0	0	0	0	0	0	0	0	0	0	0	0	0	0	0	0	W	40-9
12/08	at Patriots	P	3	2	1	0.0	0.0	0	0	0	0	0	0	0	0	0	0	0	0	0	0	0	0	0	0	0	W	23-16
12/15	Broncos	P	3	1	2	0.0	0.0	0	0	0	0	0	0	0	0	0	0	0	0	0	0	0	0	0	0	0	W	23-3
12/22	at Bears	P	1	0	1	0.0	0.0	0	0	0	0	0	0	0	0	0	0	0	0	0	0	0	0	0	0	0	W	26-3
12/29	Chargers	P	6	4	2	0.0	0.0	0	0	0	0	0	0	0	0	0	0	0	0	0	0	0	0	0	0	0	W	31-21
2019 TOTALS		**8-0**	**24**	**13**	**11**	**1.0**	**8.0**	**2**	**11**	**2**	**0**	**0**	**0**	**0**	**0**	**0**	**0**	**0**	**0**	**0**	**0**	**0**	**0**	**0**	**0**	**0**	**12-4**	

2020 GAME-BY-GAME REGULAR-SEASON STATISTICS (CHIEFS)

			TACKLES								INTERCEPTIONS					O. FUMB				ST					MISC			
DATE	OPPONENT	P/S	TK	S	A	SK	YDS	TFL	YDS	QBH	NO	YDS	LG	TD	PD	FF	FR	TD	YDS	TK	S	A	FF	FR	S	A	W/L	SCORE
09/10	Texans										RESERVE/LEAGUE SUSP.																W	34-20
09/20	at Chargers										RESERVE/LEAGUE SUSP.																W	23-20+
09/28	at Ravens	P	1	0	1	0.0	0.0	0	0	0	0	0	0	0	0	0	0	0	0	0	0	0	0	0	0	0	W	34-20
10/05	Patriots	S	10	5	5	0.0	0.0	0	0	0	0	0	0	0	0	0	0	0	0	0	0	0	0	0	0	0	W	26-10
10/11	Raiders	P	1	1	0	0.0	0.0	0	0	0	0	0	0	0	0	0	0	0	0	0	0	0	0	0	0	0	L	32-40
10/19	at Bills	P	0	0	0	0.0	0.0	0	0	0	0	0	0	0	0	0	0	0	0	0	0	0	0	0	0	0	W	26-17
10/25	at Broncos	P	2	1	1	0.0	0.0	0	0	0	0	0	0	0	0	0	0	0	0	0	0	0	0	0	0	0	W	43-16
11/01	Jets	P	2	0	2	0.0	0.0	0	0	0	0	0	0	0	0	0	0	0	0	0	0	0	0	0	0	0	W	35-9
11/08	Panthers	P	0	0	0	0.0	0.0	0	0	0	0	0	0	0	0	0	0	0	0	0	0	0	0	0	0	0	W	33-31
11/22	at Raiders	P	1	0	1	0.0	0.0	0	0	0	0	0	0	0	0	0	0	0	0	0	0	0	0	0	0	0	W	35-31
11/29	at Buccaneers	P	0	0	0	0.0	0.0	0	0	0	0	0	0	0	0	0	0	0	0	0	0	0	0	0	0	0	W	27-24
12/06	Broncos	P	0	0	0	0.0	0.0	0	0	0	0	0	0	0	0	0	0	0	0	0	0	0	0	0	0	0	W	22-16
12/13	at Dolphins	P	4	2	2	0.0	0.0	0	0	0	0	0	0	0	0	0	0	0	0	0	0	0	0	0	0	0	W	33-27
12/20	at Saints	P	1	0	1	0.0	0.0	0	0	0	0	0	0	0	0	0	0	0	0	0	0	0	0	0	0	0	W	32-29
12/27	Falcons	P	4	3	1	0.0	0.0	0	0	0	0	0	0	0	0	0	0	0	0	0	0	0	0	0	0	0	W	17-14
01/03	Chargers	P	3	1	2	0.0	0.0	0	0	1	0	0	0	0	0	0	0	0	0	0	0	0	0	0	0	0	L	21-38
2020 TOTALS		**14-1**	**29**	**13**	**16**	**0.0**	**0.0**	**0**	**0**	**1**	**0**	**0**	**0**	**0**	**0**	**0**	**0**	**0**	**0**	**0**	**0**	**0**	**0**	**0**	**0**	**14-2**	

+ - Overtime

2021 GAME-BY-GAME REGULAR-SEASON STATISTICS (FALCONS)

			TACKLES								INTERCEPTIONS					O. FUMB				ST					MISC			
DATE	OPPONENT	P/S	TK	S	A	SK	YDS	TFL	YDS	QBH	NO	YDS	LG	TD	PD	FF	FR	TD	YDS	TK	S	A	FF	FR	S	A	W/L	SCORE
09/19	at Buccaneers										PRACTICE SQUAD																L	25-48
09/26	at Giants										PRACTICE SQUAD																W	17-14
10/03	Football Team										PRACTICE SQUAD																L	30-34
10/24	at Dolphins										INACTIVE																W	30-28
10/31	Panthers	P	3	1	2	0.0	0.0	0	0	0	0	0	0	0	0	0	0	0	0	0	0	0	0	0	0	0	L	13-19
11/07	at Saints	P	0	0	0	0.0	0.0	0	0	0	0	0	0	0	0	0	0	0	0	0	0	0	0	0	0	0	W	27-25
11/14	at Cowboys	S	2	0	2	0.0	0.0	0	0	0	0	0	0	0	0	0	0	0	0	0	0	0	0	0	0	0	L	3-43
11/18	Patriots	P	2	1	1	0.0	0.0	0	0	0	0	0	0	0	0	0	0	0	0	0	0	0	0	0	0	0	L	0-25
11/28	at Jaguars										INACTIVE																W	21-14
12/05	Buccaneers										INACTIVE																L	17-30
12/12	at Panthers	S	3	3	0	0.0	0.0	0	0	0	0	0	0	0	0	0	0	0	0	0	0	0	0	0	0	0	W	29-21
12/19	at 49ers	S	5	2	3	0.0	0.0	0	0	0	0	0	0	0	0	0	0	0	0	0	0	0	0	0	0	0	L	13-31
12/26	Lions	P	2	1	1	0.0	0.0	0	0	0	0	0	0	0	0	0	0	0	0	0	0	0	0	0	0	0	W	20-16
01/02	at Bills	S	2	0	2	0.0	0.0	0	0	0	0	0	0	0	0	0	0	0	0	0	0	0	0	0	0	0	L	15-29
01/09	Saints	S	1	0	1	0.0	0.0	0	0	0	0	0	0	0	0	0	0	0	0	0	0	0	0	0	0	0	L	20-30
2021 TOTALS		**9-5**	**20**	**8**	**12**	**0.0**	**0.0**	**0**	**0**	**0**	**0**	**0**	**0**	**0**	**0**	**0**	**0**	**0**	**0**	**0**	**0**	**0**	**0**	**0**	**0**	**6-9**	

2022 GAME-BY-GAME REGULAR-SEASON STATISTICS (BEARS)

			TACKLES								INTERCEPTIONS					O. FUMB				ST					MISC			
DATE	OPPONENT	P/S	TK	S	A	SK	YDS	TFL	YDS	QBH	NO	YDS	LG	TD	PD	FF	FR	TD	YDS	TK	S	A	FF	FR	S	A	W/L	SCORE
09/11	49ers	P	1	1	0	0.0	0.0	0	0	0	0	0	0	0	0	0	0	0	0	0	0	0	0	0	0	0	W	19-10
09/18	at Packers	P	1	1	0	0.0	0.0	0	0	0	0	0	0	0	0	0	1	0	0	0	0	0	0	0	0	0	L	10-27
09/25	Texans	P	0	0	0	0.0	0.0	0	0	1	0	0	0	0	0	0	0	0	0	0	0	0	0	0	0	0	W	23-20
10/02	at Giants	P	4	3	1	0.0	0.0	0	0	0	0	0	0	0	0	0	0	0	0	0	0	0	0	0	0	0	L	12-20
10/09	at Vikings	P	2	0	2	0.0	0.0	0	0	0	0	0	0	0	0	0	0	0	0	0	0	0	0	0	0	0	L	22-29
10/13	Commanders	P	1	1	0	0.0	0.0	1	2	0	0	0	0	0	0	0	0	0	0	0	0	0	0	0	0	0	L	7-12
10/24	at Patriots	P	2	1	1	0.0	0.0	0	0	0	0	0	0	0	0	0	0	0	0	0	0	0	0	0	0	0	W	33-14
10/30	at Cowboys	P	0	0	0	0.0	0.0	0	0	0	0	0	0	0	0	0	0	0	0	0	0	0	0	0	0	0	L	29-49
11/06	Dolphins	P	0	0	0	0.0	0.0	0	0	1	0	0	0	0	0	0	0	0	0	0	0	0	0	0	0	0	L	32-35
11/13	Lions	P	2	1	1	0.0	0.0	0	0	0	0	0	0	0	0	0	0	0	0	0	0	0	0	0	0	0	L	30-31
11/20	at Falcons	P	1	1	0	0.0	0.0	0	0	0	0	0	0	0	0	0	0	0	0	0	0	0	0	0	0	0	L	24-27
11/27	at Jets	P	4	2	2	0.0	0.0	0	0	0	0	0	0	0	0	0	0	0	0	0	0	0	0	0	0	0	L	10-31
12/04	Packers	P	0	0	0	0.0	0.0	0	0	0	0	0	0	0	0	0	0	0	0	0	0	0	0	0	0	0	L	19-28
12/18	Eagles	P	2	2	0	0.0	0.0	0	0	0	0	0	0	0	1	1	0	0	0	0	0	0	0	0	0	0	L	20-25
12/24	Bills	P	2	2	0	0.0	0.0	0	0	0	0	0	0	0	0	0	0	0	0	0	0	0	0	0	0	0	L	13-35
01/01	at Lions	S	3	1	2	0.0	0.0	1	2	0	0	0	0	0	0	0	0	0	0	0	0	0	0	0	0	0	L	10-41
01/08	Vikings	S	1	0	1	0.0	0.0	0	0	0	0	0	0	0	0	0	0	0	0	0	0	0	0	0	0	0	L	13-29
2022 TOTALS		**17-2**	**26**	**16**	**10**	**0.0**	**0.0**	**2**	**4**	**2**	**0**	**0**	**0**	**0**	**1**	**1**	**1**	**0**	**0**	**0**	**0**	**0**	**0**	**0**	**0**	**3-14**	

2023 GAME-BY-GAME REGULAR-SEASON STATISTICS (CHIEFS)

			TACKLES								INTERCEPTIONS					O. FUMB				ST					MISC			
DATE	OPPONENT	P/S	TK	S	A	SK	YDS	TFL	YDS	QBH	NO	YDS	LG	TD	PD	FF	FR	TD	YDS	TK	S	A	FF	FR	S	A	W/L	SCORE
10/29	at Broncos										PRACTICE SQUAD																L	9-24
11/05	Dolphins										PRACTICE SQUAD																W	21-14
11/20	Eagles										PRACTICE SQUAD																L	17-21
11/26	at Raiders										PRACTICE SQUAD																W	31-17
12/03	at Packers										PRACTICE SQUAD																L	19-27
12/10	Bills										PRACTICE SQUAD																L	17-20
12/17	at Patriots										PRACTICE SQUAD																W	27-17
12/25	Raiders										PRACTICE SQUAD																L	14-20
12/31	Bengals										PRACTICE SQUAD																W	25-17
01/07	at Chargers										PRACTICE SQUAD																W	13-12
2023 TOTALS			**0**	**0**	**0**	**0.0**	**0.0**	**0**	**0**	**0**	**0**	**0**	**0**	**0**	**0**	**0**	**0**	**0**	**0**	**0**	**0**	**0**	**0**	**0**	**0**	**0**	**5-5**	

2024 GAME-BY-GAME REGULAR-SEASON STATISTICS (CHIEFS)

			TACKLES								INTERCEPTIONS					O. FUMB				ST					MISC			
DATE	OPPONENT	P/S	TK	S	A	SK	YDS	TFL	YDS	QBH	NO	YDS	LG	TD	PD	FF	FR	TD	YDS	TK	S	A	FF	FR	S	A	W/L	SCORE
09/05	Ravens	S	2	0	2	0.0	0.0	0	0	0	0	0	0	0	0	0	0	0	0	0	0	0	0	0	0	0	W	27-20
09/15	Bengals	S	0	0	0	0.0	0.0	0	0	0	0	0	0	0	0	0	0	0	0	0	0	0	0	0	0	0	W	26-25
09/22	at Falcons	P	1	1	0	1.0	1.0	1	1	1	0	0	0	0	0	0	0	0	0	0	0	0	0	0	0	0	W	22-17
09/29	at Chargers	S	2	1	1	0.0	0.0	0	0	0	0	0	0	0	0	0	0	0	0	0	0	0	0	0	0	0	W	17-10
10/07	Saints	S	1	0	1	0.0	0.0	0	0	0	0	0	0	0	0	0	0	0	0	0	0	0	0	0	0	0	W	26-13
10/20	at 49ers	S	2	1	1	0.0	0.0	0	0	0	0	0	0	0	0	0	0	0	0	0	0	0	0	0	0	0	W	28-18
10/27	at Raiders	P	1	1	0	1.0	0.0	0	0	1	0	0	0	0	0	1	0	0	0	0	0	0	0	0	0	0	W	27-20
11/04	Buccaneers	P	0	0	0	0.0	0.0	0	0	0	0	0	0	0	0	0	0	0	0	0	0	0	0	0	0	0	W	30-24+
11/10	Broncos	P	2	1	1	0.0	0.0	0	0	0	0	0	0	0	0	0	0	0	0	0	0	0	0	0	0	0	W	16-14
11/17	at Bills	P	0	0	0	0.0	0.0	0	0	0	0	0	0	0	0	0	0	0	0	0	0	0	0	0	0	0	L	21-30
11/24	at Panthers	P	3	1	2	0.0	0.0	0	0	0	0	0	0	0	0	0	0	0	0	0	0	0	0	0	0	0	W	30-27
11/29	Raiders	P	2	0	2	0.0	0.0	0	0	0	0	0	0	0	0	0	0	0	0	0	0	0	0	0	0	0	W	19-17
12/08	Chargers	S	4	1	3	0.0	0.0	0	0	0	0	0	0	0	0	0	0	0	0	0	0	0	0	0	0	0	W	19-17
12/15	at Browns	P	0	0	0	0.0	0.0	0	0	0	0	0	0	0	0	0	0	0	0	0	0	0	0	0	0	0	W	21-7
12/21	Texans	P	4	3	1	1.0	5.0	2	7	0	0	0	0	0	0	0	0	0	0	0	0	0	0	0	0	0	W	27-19
12/25	at Steelers	S	0	0	0	0.0	0.0	0	0	0	0	0	0	0	0	0	0	0	0	0	0	0	0	0	0	0	W	29-10
01/05	at Broncos	P	1	0	1	0.0	0.0	0	0	0	0	0	0	0	0	0	0	0	0	0	0	0	0	0	0	0	L	0-38
2024 TOTALS		**17-7**	**25**	**10**	**15**	**3.0**	**6.0**	**3**	**8**	**2**	**0**	**0**	**0**	**0**	**0**	**1**	**0**	**0**	**0**	**0**	**0**	**0**	**0**	**0**	**0**	**15-2**	

+ - Overtime

2025 GAME-BY-GAME REGULAR-SEASON STATISTICS (CHIEFS)

			TACKLES								INTERCEPTIONS					O. FUMB				ST					MISC			
DATE	OPPONENT	P/S	TK	S	A	SK	YDS	TFL	YDS	QBH	NO	YDS	LG	TD	PD	FF	FR	TD	YDS	TK	S	A	FF	FR	S	A	W/L	SCORE
09/05	at Chargers										NOT ON ROSTER																L	21-27
09/14	Eagles										NOT ON ROSTER																L	17-20
09/21	at Giants										NOT ON ROSTER																W	22-9
09/28	Ravens										NOT ON ROSTER																W	37-20
10/06	at Jaguars										NOT ON ROSTER																L	28-31
10/12	Lions										NOT ON ROSTER																W	30-17
10/19	Raiders										NOT ON ROSTER																W	31-0
10/27	Commanders										NOT ON ROSTER																W	28-7
11/02	at Bills	P	3	0	3	0.0	0.0	0	0	0	0	0	0	0	0	0	0	0	0	0	0	0	0	0	0	0	L	21-28
11/16	at Broncos	P	0	0	0	0.0	0.0	0	0	0	0	0	0	0	0	0	0	0	0	0	0	0	0	0	0	0	L	19-22
11/23	Colts	P	1	1	0	0.0	0.0	0	0	0	0	0	0	0	0	0	0	0	0	0	0	0	0	0	0	0	W	23-20+
11/27	at Cowboys	P	0	0	0	0.0	0.0	0	0	0	0	0	0	0	0	0	0	0	0	0	0	0	0	0	0	0	L	28-31
12/07	Texans	P	1	0	1	0.0	0.0	0	0	0	0	0	0	0	0	0	0	0	0	0	0	0	0	0	0	0	L	10-20
2025 TOTALS		**5-0**	**5**	**1**	**4**	**0.0**	**0.0**	**0**	**0**	**0**	**0**	**0**	**0**	**0**	**0**	**0**	**0**	**0**	**0**	**0**	**0**	**0**	**0**	**0**	**0**	**0**	**6-7**	

+ - Overtime

2014 GAME-BY-GAME POSTSEASON STATISTICS (PACKERS)

			TACKLES								INTERCEPTIONS					O. FUMB				ST					MISC			
DATE	OPPONENT	P/S	TK	S	A	SK	YDS	TFL	YDS	QBH	NO	YDS	LG	TD	PD	FF	FR	TD	YDS	TK	S	A	FF	FR	S	A	W/L	SCORE
01/11	Cowboys	P	1	1	0	0.0	0.0	0	0	0	0	0	0	0	0	0	0	0	0	0	0	0	0	0	0	0	W	26-21
01/18	at Seahawks	P	0	0	0	0.0	0.0	0	0	0	0	0	0	0	0	0	0	0	0	0	0	0	0	0	0	0	L	22-28+
2014 TOTALS		**2-0**	**1**	**1**	**0**	**0.0**	**0.0**	**0**	**0**	**0**	**0**	**0**	**0**	**0**	**0**	**0**	**0**	**0**	**0**	**0**	**0**	**0**	**0**	**0**	**0**	**0**	**1-1**	

+ - Overtime

2015 GAME-BY-GAME POSTSEASON STATISTICS (PACKERS)

			TACKLES								INTERCEPTIONS					O. FUMB				ST					MISC			
DATE	OPPONENT	P/S	TK	S	A	SK	YDS	TFL	YDS	QBH	NO	YDS	LG	TD	PD	FF	FR	TD	YDS	TK	S	A	FF	FR	S	A	W/L	SCORE
01/10	at Redskins	P	0	0	0	0.0	0.0	0	0	0	0	0	0	0	0	0	0	0	0	0	0	0	0	0	0	0	W	35-18
01/16	at Cardinals	P	2	2	0	0.0	0.0	0	0	0	0	0	0	0	0	0	0	0	0	0	0	0	0	0	0	0	L	20-26+
2015 TOTALS		**2-0**	**2**	**2**	**0**	**0.0**	**0.0**	**0**	**0**	**0**	**0**	**0**	**0**	**0**	**0**	**0**	**0**	**0**	**0**	**0**	**0**	**0**	**0**	**0**	**0**	**0**	**1-1**	

+ - Overtime

2016 GAME-BY-GAME POSTSEASON STATISTICS (PACKERS)

			TACKLES								INTERCEPTIONS					O. FUMB				ST					MISC			
DATE	OPPONENT	P/S	TK	S	A	SK	YDS	TFL	YDS	QBH	NO	YDS	LG	TD	PD	FF	FR	TD	YDS	TK	S	A	FF	FR	S	A	W/L	SCORE
01/08	Giants										NOT ON ROSTER																W	38-13
01/15	at Cowboys										NOT ON ROSTER																W	34-31
01/22	at Falcons										NOT ON ROSTER																L	21-44
2016 TOTALS			**0**	**0**	**0**	**0.0**	**0.0**	**0**	**0**	**0**	**0**	**0**	**0**	**0**	**0**	**0**	**0**	**0**	**0**	**0**	**0**	**0**	**0**	**0**	**0**	**0**	**2-1**	

2019 GAME-BY-GAME POSTSEASON STATISTICS (CHIEFS)

			TACKLES								INTERCEPTIONS					O. FUMB				ST					MISC			
DATE	OPPONENT	P/S	TK	S	A	SK	YDS	TFL	YDS	QBH	NO	YDS	LG	TD	PD	FF	FR	TD	YDS	TK	S	A	FF	FR	S	A	W/L	SCORE
01/12	Texans	S	2	2	0	0.0	0.0	0	0	0	0	0	0	0	0	0	0	0	0	0	0	0	0	0	0	0	W	51-31
01/19	Titans	S	4	0	4	0.0	0.0	0	0	0	0	0	0	0	0	0	0	0	0	0	0	0	0	0	0	0	W	35-24
02/02	49ers	P	1	0	1	0.0	0.0	0	0	1	0	0	0	0	0	0	0	0	0	0	0	0	0	0	0	0	W	31-20
2019 TOTALS		**3-2**	**7**	**2**	**5**	**0.0**	**0.0**	**0**	**0**	**1**	**0**	**0**	**0**	**0**	**0**	**0**	**0**	**0**	**0**	**0**	**0**	**0**	**0**	**0**	**0**	**0**	**3-0**	

2020 GAME-BY-GAME POSTSEASON STATISTICS (CHIEFS)

			TACKLES								INTERCEPTIONS					O. FUMB				ST					MISC			
DATE	OPPONENT	P/S	TK	S	A	SK	YDS	TFL	YDS	QBH	NO	YDS	LG	TD	PD	FF	FR	TD	YDS	TK	S	A	FF	FR	S	A	W/L	SCORE
01/17	Browns	P	1	0	1	0.0	0.0	0	0	0	0	0	0	0	0	0	0	0	0	0	0	0	0	0	0	0	W	22-17
01/24	Bills	P	0	0	0	0.0	0.0	0	0	0	0	0	0	0	0	0	0	0	0	0	0	0	0	0	0	0	W	38-24
02/07	at Buccaneers	P	0	0	0	0.0	0.0	0	0	0	0	0	0	0	0	0	0	0	0	0	0	0	0	0	0	0	L	9-31
2020 TOTALS		**3-0**	**1**	**0**	**1**	**0.0**	**0.0**	**0**	**0**	**0**	**0**	**0**	**0**	**0**	**0**	**0**	**0**	**0**	**0**	**0**	**0**	**0**	**0**	**0**	**0**	**0**	**2-1**	

2023 GAME-BY-GAME POSTSEASON STATISTICS (CHIEFS)

			TACKLES								INTERCEPTIONS					O. FUMB				ST					MISC			
DATE	OPPONENT	P/S	TK	S	A	SK	YDS	TFL	YDS	QBH	NO	YDS	LG	TD	PD	FF	FR	TD	YDS	TK	S	A	FF	FR	S	A	W/L	SCORE
01/13	Dolphins	P	3	2	1	0.0	0.0	0	0	0	0	0	0	0	0	0	0	0	0	0	0	0	0	0	0	0	W	26-7
01/21	at Bills	S	3	1	2	0.0	0.0	0	0	0	0	0	0	0	0	0	0	0	0	0	0	0	0	0	0	0	W	27-24
01/28	at Ravens	S	0	0	0	0.0	0.0	0	0	0	0	0	0	0	0	0	0	0	0	0	0	0	0	0	0	0	W	17-10
02/11	49ers	S	6	2	4	0.0	0.0	1	0	0	0	0	0	0	0	0	0	0	0	0	0	0	0	0	0	0	W	25-22+
2023 TOTALS		**4-3**	**12**	**5**	**7**	**0.0**	**0.0**	**1**	**0**	**0**	**0**	**0**	**0**	**0**	**0**	**0**	**0**	**0**	**0**	**0**	**0**	**0**	**0**	**0**	**0**	**0**	**4-0**	

+ - Overtime

2024 GAME-BY-GAME POSTSEASON STATISTICS (CHIEFS)

			TACKLES								INTERCEPTIONS					O. FUMB				ST					MISC			
DATE	OPPONENT	P/S	TK	S	A	SK	YDS	TFL	YDS	QBH	NO	YDS	LG	TD	PD	FF	FR	TD	YDS	TK	S	A	FF	FR	S	A	W/L	SCORE
01/18	Texans	P	1	0	1	0.0	0.0	0	0	0	0	0	0	0	0	0	0	0	0	0	0	0	0	0	0	0	W	23-14
01/26	Bills	S	4	3	1	0.0	0.0	0	0	0	0	0	0	0	0	0	0	0	0	0	0	0	0	0	0	0	W	32-29
02/09	at Eagles	P	5	2	3	0.0	0.0	0	0	0	0	0	0	0	0	0	0	0	0	0	0	0	0	0	0	0	L	22-40
2024 TOTALS		**3-1**	**10**	**5**	**5**	**0.0**	**0.0**	**0**	**0**	**0**	**0**	**0**	**0**	**0**	**0**	**0**	**0**	**0**	**0**	**0**	**0**	**0**	**0**	**0**	**0**	**0**	**2-1**	

ESA POLE

OFFENSIVE LINEMAN #79

WASHINGTON STATE

ROOKIE

HEIGHT:	6'7"
WEIGHT:	319 LBS
HOW ACQUIRED:	CFA-25
BIRTHDAY:	7/4/01

- Pole enters his first season with the Chiefs in 2025.
- Originally entered the NFL as an undrafted free agent with the Kansas City Chiefs in 2025.

Transactions: Signed to Kansas City's active roster (12/3/25) ... Signed to Kansas City's practice squad (10/25/25) ... Cut by NYJ (10/23/25) ... Signed with NYJ (8/27/25) ... Originally entered the NFL as an undrafted free agent with the Kansas City Chiefs in 2025.

COLLEGE

Spent two seasons at Washington State (2023-24) ... Started all 13 games in 2024 ... Started 22 straight games ... According to PFF College, did not allow a sack in 498 pass blocking snaps and posted second-best pass block grade by a tackle in the country (86.7).

PERSONAL

- Attended Mt. Eden High School (Calif.).
- He did not play football but he did play basketball in high school.
- His older brother, Toni played defensive tackle at Washington State (2011-14).

ESA POLE'S NFL REGULAR SEASON STATISTICS

DATE	TEAM	GP	GS
2025	Jets	0	0
			Went from **N.Y. Jets** to **Kansas City**.
2025	Chiefs	0	0
2025	TOTAL	0	0
NFL TOTALS		**0**	**0**

2025 GAME-BY-GAME REGULAR-SEASON STATISTICS (JETS/CHIEFS)

DATE	OPPONENT	P/S		W/L	SCORE
09/07	Steelers		INACTIVE	L	32-34
09/14	Bills		INACTIVE	L	10-30
09/21	at Buccaneers		INACTIVE	L	27-29
09/29	at Dolphins		INACTIVE	L	21-27
10/05	Cowboys		INACTIVE	L	22-37
10/12	Broncos		INACTIVE	L	11-13
10/19	Panthers		INACTIVE	L	6-13
			Went from **Jets** to **Chiefs**.		
11/02	at Bills		PRACTICE SQUAD	L	21-28
2025 TOTALS		**0-0**		**0-8**	

ESA POLE'S COLLEGE STATISTICS

DATE	TEAM	GP	GS
2023	Washington St.	11	8
2024	Washington St.	13	13
TOTALS		**24**	**21**

COLLEGE 2023 GAME-BY-GAME STATISTICS (WASHINGTON ST.)

DATE	OPPONENT	P/S		W/L	SCORE
09/02	at Colorado St.		DID NOT PLAY	W	50-24
09/09	Wisconsin	S		W	31-22
09/16	Northern Colo.	P		W	64-21
09/23	Oregon St.	S		W	38-35
10/07	at UCLA	S		L	17-25
10/14	Arizona	P		L	6-44
10/21	at Oregon	S		L	24-38
10/28	at Arizona St.	S		L	27-38
11/04	Stanford	S		L	7-10
11/11	at California	S		L	39-42
11/17	Colorado	P		W	56-14
11/25	at Washington	S		L	21-24
2023 TOTALS		**11-8**		**5-7**	

COLLEGE 2024 GAME-BY-GAME STATISTICS (WASHINGTON ST.)

DATE	OPPONENT	P/S		W/L	SCORE
08/31	Portland St.	S		W	70-30
09/07	Texas Tech	S		W	37-16
09/14	at Washington	S		W	24-19
09/20	San Jose St.	S		W	54-52+
09/28	at Boise St.	S		L	24-45
10/12	at Fresno St.	S		W	25-17
10/19	Hawaii	S		W	42-10
10/26	at San Diego St.	S		W	29-26
11/09	Utah St.	S		W	49-28
11/16	at New Mexico	S		L	35-38
11/23	at Oregon St.	S		L	38-41
11/30	Wyoming	S		L	14-15
12/27	Syracuse	S		L	35-52
2024 TOTALS		**13-13**		**8-5**	

+ - Overtime

NIKKO REMIGIO

WIDE RECEIVER #81

FRESNO STATE

1ST YEAR IN THE NFL

3RD YEAR WITH THE CHIEFS

HEIGHT:	5'9"
WEIGHT:	187 LBS
HOW ACQUIRED:	CFA-23
BIRTHDAY:	11/4/99

- Remigio enters his third season with the Chiefs in 2025.
- Originally entered the NFL as an undrafted free agent with the Kansas City Chiefs in 2023.

Transactions:

Signed to Kansas City's practice squad (8/28/24) ... Originally entered the NFL as an undrafted free agent with the Kansas City Chiefs in 2023.

COLLEGE

Played 11 games for the Fresno State Bulldogs ... As a receiver for the Bulldogs, was second on the team with 74 receptions for 852 yards and six touchdowns ... Ranked fifth in the Mountain West in receptions per game (5.29), third in receiving touchdowns (six), fifth in receiving yards per game (60.86), third in receptions (74) and fifth in receiving yards (852) ... Had three 100-yard receiving yard games in 2022 ... Ranked No. 4 in FBS for combined kick returns ... Led the Mountain West in punt return yards (259) and punt return touchdowns (two) and led the FBS in punt return touchdowns ... Became first Bulldog to earn two positional honors by the conference in the same season ... Earned second-team All-Mountain West wide receiver and punt returner ... Selected as an All-Mountain West punt returner (first-team), wide receiver (second-team) and kickoff returner (fourth-team) ... Prior to Fresno State, played four years at Cal starting 16 games and playing in 36 ... Tallied 1,871 all-purpose yards and eight touchdowns in four seasons ... Recorded 97 receptions for 903 yards with seven touchdowns ... Earned the following accolades while at Cal: Cal's Joe Roth Award for courage, sportsmanship and attitude (2021), Paul Hornung Award Preseason Watch List (2022), Paul Hornung Award Honor Roll (2020), second-team preseason All-Pac 12 return specialist (2020), third-team preseason All-Pac 12 punt returner (2020), Berkeley Breakfast Club Award as Cal's Outstanding Player in the Big Game (2019), Stub Allison Award winner (2019).

PERSONAL

- Attended Mater Dei High School (Calif.).
- A two-time All-Trinity League pick who finished his career with 111 receptions, 1,695 yards receiving and 19 touchdown catches, while adding 483 kick return yards and 46 punt return yards to finish with 2,224 all-purpose yards.
- Earned first-team All-Trinity League honors as a senior when he contributed 45 receptions for 711 yards with 10 touchdown catches while adding 166 kick return and 48 punt return yards for a total of 925 all-purpose yards, as well as two fumble recoveries.
- Nominated to play in the Blue-Grey All-American Bowl and Polynesian All-American Bowl following his senior campaign.
- Named a Super 25 Top Star by USA Today as a senior after making six catches for 113 yards receiving and two touchdowns in a season-opening victory over Bishop Gorman that snapped the Gaels' 55-game winning streak.
- Participated at The Opening's Regional in Los Angeles in both 2016 and 2017 as well as in Oakland in 2017.
- Named Co-Offensive MVP of the Blue-Grey Regional Combine in May of 2014.
- Out of high school, was rated a four-star recruit by 247Sports and a three-star recruit by ESPN.
- Son of Mark and Jennifer.
- Has two younger siblings - Nino and Kai.
- Earned his undergraduate degree in legal studies from Cal.

NIKKO REMIGIO'S NFL REGULAR SEASON RUSHING/RECEIVING STATISTICS

				RECEIVING					RUSHING				
DATE	TEAM	GP	GS	NO.	YDS.	AVG.	LG	TD	NO.	YDS.	AVG.	LG	TD
2023	Chiefs	0	0	0	0	0.0	0	0	0	0	0.0	0	0
2024	Chiefs	5	1	2	48	24.0	25	0	0	0	0.0	0	0
2025	Chiefs	12	0	1	21	21.0	21	0	1	11	11.0	11	0
NFL TOTALS		**17**	**1**	**3**	**69**	**23.0**	**25**	**0**	**1**	**11**	**11.0**	**11**	**0**

NIKKO REMIGIO'S NFL POSTSEASON RUSHING/RECEIVING STATISTICS

				RECEIVING					RUSHING				
DATE	TEAM	GP	GS	NO.	YDS.	AVG.	LG	TD	NO.	YDS.	AVG.	LG	TD
2024	Chiefs	3	0	0	0	0.0	0	0	0	0	0.0	0	0
NFL TOTALS		**3**	**0**	**0**	**0**	**0.0**	**0**	**0**	**0**	**0**	**0.0**	**0**	**0**

NIKKO REMIGIO'S NFL REGULAR SEASON RETURN STATISTICS

		KICKOFF RETURNS					PUNT RETURNS					
DATE	TEAM	RET.	YDS.	AVG.	LG	TD	NO.	FC	YDS.	AVG.	LG	TD
2023	Chiefs	0	0	0.0	0	0	0	0	0	0.0	0	0
2024	Chiefs	11	295	26.8	36	0	11	4	104	9.5	25	0
2025	Chiefs	21	544	25.9	47	0	22	7	160	7.3	25	0
NFL TOTALS		**32**	**839**	**26.2**	**47**	**0**	**33**	**11**	**264**	**8.0**	**25**	**0**

NIKKO REMIGIO'S NFL POSTSEASON RETURN STATISTICS

		KICKOFF RETURNS					PUNT RETURNS					
DATE	TEAM	RET.	YDS.	AVG.	LG	TD	NO.	FC	YDS.	AVG.	LG	TD
2024	Chiefs	10	301	30.1	63	0	3	1	57	19.0	41	0
NFL TOTALS		**10**	**301**	**30.1**	**63**	**0**	**3**	**1**	**57**	**19.0**	**41**	**0**

SINGLE-GAME HIGHS: RUSHING/RECEIVING

Longest Runs
11 at N.Y. Giants, Sep 21, 2025

Receptions
2 at Denver, Jan 05, 2025

Receiving Yards
48 at Denver, Jan 05, 2025

Longest Receptions
25 at Denver, Jan 05, 2025
23 at Denver, Jan 05, 2025
21 vs. Philadelphia, Sep 14, 2025

All-Purpose Yards
138 vs. Houston, Dec 21, 2024
126 vs. Detroit, Oct 12, 2025
112 at Pittsburgh, Dec 25, 2024
106 vs. Philadelphia, Sep 14, 2025
91 at Denver, Nov 16, 2025

Kickoff Returns
5 vs. Houston, Dec 21, 2024
4 vs. Detroit, Oct 12, 2025
3 vs. Indianapolis, Nov 23, 2025
3 at Denver, Nov 16, 2025
3 at Pittsburgh, Dec 25, 2024

Kickoff Return Yards
129 vs. Houston, Dec 21, 2024
105 vs. Detroit, Oct 12, 2025
78 at Pittsburgh, Dec 25, 2024
72 at Denver, Nov 16, 2025
68 vs. Indianapolis, Nov 23, 2025

Longest Kickoff Return
47 vs. Baltimore, Sep 28, 2025
36 at Denver, Jan 05, 2025
36 vs. Houston, Dec 21, 2024
34 at Dallas, Nov 27, 2025
34 at L.A. Chargers, Sep 05, 2025

Fair Catches
2 vs. Indianapolis, Nov 23, 2025
2 vs. Detroit, Oct 12, 2025
1 at Buffalo, Nov 02, 2025
1 vs. Washington, Oct 27, 2025
...5 more at 1.

Punt Return Yards
42 vs. Philadelphia, Sep 14, 2025
34 at Pittsburgh, Dec 25, 2024
34 vs. L.A. Chargers, Dec 08, 2024
23 at Cleveland, Dec 15, 2024
21 vs. Detroit, Oct 12, 2025

Longest Punt Return
25 vs. Philadelphia, Sep 14, 2025
25 at Pittsburgh, Dec 25, 2024
21 vs. Detroit, Oct 12, 2025
21 vs. L.A. Chargers, Dec 08, 2024
17 vs. Philadelphia, Sep 14, 2025

Punt Returns
4 vs. Indianapolis, Nov 23, 2025
3 vs. Las Vegas, Oct 19, 2025
3 at Pittsburgh, Dec 25, 2024
3 at Cleveland, Dec 15, 2024
...1 more at 3.

Punt Return Average
11.3 at Pittsburgh, Dec 25, 2024
11.3 vs. L.A. Chargers, Dec 08, 2024
7.7 at Cleveland, Dec 15, 2024
5.0 vs. Las Vegas, Oct 19, 2025
1.8 vs. Indianapolis, Nov 23, 2025

Kickoff Return Average
26.3 vs. Detroit, Oct 12, 2025
26.0 at Pittsburgh, Dec 25, 2024
25.8 vs. Houston, Dec 21, 2024
24.0 at Denver, Nov 16, 2025
22.7 vs. Indianapolis, Nov 23, 2025

SINGLE-GAME HIGHS – POSTSEASON: RUSHING/RECEIVING

All-Purpose Yards
148 vs. Buffalo, Jan 26, 2025
121 vs. Houston, Jan 18, 2025
89 at Philadelphia, Feb 09, 2025

Kickoff Returns
4 vs. Buffalo, Jan 26, 2025
3 at Philadelphia, Feb 09, 2025
3 vs. Houston, Jan 18, 2025

Kickoff Return Yards
110 vs. Houston, Jan 18, 2025
107 vs. Buffalo, Jan 26, 2025
84 at Philadelphia, Feb 09, 2025

Longest Kickoff Return
63 vs. Houston, Jan 18, 2025
35 at Philadelphia, Feb 09, 2025
33 vs. Buffalo, Jan 26, 2025
30 vs. Buffalo, Jan 26, 2025
29 at Philadelphia, Feb 09, 2025

Punt Return Yards
41 vs. Buffalo, Jan 26, 2025
11 vs. Houston, Jan 18, 2025

Longest Punt Return
41 vs. Buffalo, Jan 26, 2025
11 vs. Houston, Jan 18, 2025
5 at Philadelphia, Feb 09, 2025

Punt Returns
1 vs. Buffalo, Jan 26, 2025
1 vs. Houston, Jan 18, 2025

Kickoff Return Average
36.7 vs. Houston, Jan 18, 2025
28.0 at Philadelphia, Feb 09, 2025
26.8 vs. Buffalo, Jan 26, 2025

2023 GAME-BY-GAME REGULAR-SEASON STATISTICS (CHIEFS)

			RECEIVING					RUSHING						
DATE	OPPONENT	P/S	NO.	YDS.	AVG.	LG	TD	NO.	YDS.	AVG.	LG	TD	W/L	SCORE
09/17	at Jaguars					RESERVE/INJURED							W	17-9
2023 TOTALS		**0-0**	**0**	**0**	**0.0**	**0**	**0**	**0**	**0**	**0.0**	**0**	**0**	**1-0**	

2024 GAME-BY-GAME REGULAR-SEASON STATISTICS (CHIEFS)

			RECEIVING					RUSHING						
DATE	OPPONENT	P/S	NO.	YDS.	AVG.	LG	TD	NO.	YDS.	AVG.	LG	TD	W/L	SCORE
09/05	Ravens					PRACTICE SQUAD							W	27-20
09/15	Bengals					PRACTICE SQUAD							W	26-25
09/22	at Falcons					PRACTICE SQUAD							W	22-17
09/29	at Chargers					PRACTICE SQUAD							W	17-10
10/07	Saints					PRACTICE SQUAD							W	26-13
10/20	at 49ers					PRACTICE SQUAD							W	28-18
10/27	at Raiders					PRACTICE SQUAD							W	27-20
11/04	Buccaneers					PRACTICE SQUAD							W	30-24+
11/10	Broncos					PRACTICE SQUAD							W	16-14
11/17	at Bills					PRACTICE SQUAD							L	21-30
11/24	at Panthers					PRACTICE SQUAD							W	30-27
11/29	Raiders					PRACTICE SQUAD							W	19-17
12/08	Chargers	P	0	0	0.0	0	0	0	0	0.0	0	0	W	19-17
12/15	at Browns	P	0	0	0.0	0	0	0	0	0.0	0	0	W	21-7
12/21	Texans	P	0	0	0.0	0	0	0	0	0.0	0	0	W	27-19
12/25	at Steelers	P	0	0	0.0	0	0	0	0	0.0	0	0	W	29-10
01/05	at Broncos	S	2	48	24.0	25	0	0	0	0.0	0	0	L	0-38
2024 TOTALS		**5-1**	**2**	**48**	**24.0**	**25**	**0**	**0**	**0**	**0.0**	**0**	**0**	**15-2**	

+ - Overtime

2025 GAME-BY-GAME REGULAR-SEASON STATISTICS (CHIEFS)

			RECEIVING					RUSHING						
DATE	OPPONENT	P/S	NO.	YDS.	AVG.	LG	TD	NO.	YDS.	AVG.	LG	TD	W/L	SCORE
09/05	at Chargers	P	0	0	0.0	0	0	0	0	0.0	0	0	L	21-27
09/14	Eagles	P	1	21	21.0	21	0	0	0	0.0	0	0	L	17-20
09/21	at Giants	P	0	0	0.0	0	0	1	11	11.0	11	0	W	22-9
09/28	Ravens	P	0	0	0.0	0	0	0	0	0.0	0	0	W	37-20
10/06	at Jaguars	P	0	0	0.0	0	0	0	0	0.0	0	0	L	28-31
10/12	Lions	P	0	0	0.0	0	0	0	0	0.0	0	0	W	30-17
10/19	Raiders	P	0	0	0.0	0	0	0	0	0.0	0	0	W	31-0
10/27	Commanders	P	0	0	0.0	0	0	0	0	0.0	0	0	W	28-7
11/02	at Bills	P	0	0	0.0	0	0	0	0	0.0	0	0	L	21-28
11/16	at Broncos	P	0	0	0.0	0	0	0	0	0.0	0	0	L	19-22
11/23	Colts	P	0	0	0.0	0	0	0	0	0.0	0	0	W	23-20+
11/27	at Cowboys	P	0	0	0.0	0	0	0	0	0.0	0	0	L	28-31
12/07	Texans					INACTIVE							L	10-20
2025 TOTALS		**12-0**	**1**	**21**	**21.0**	**21**	**0**	**1**	**11**	**11.0**	**11**	**0**	**6-7**	

+ - Overtime

2024 GAME-BY-GAME POSTSEASON STATISTICS (CHIEFS)

			RECEIVING					RUSHING						
DATE	OPPONENT	P/S	NO.	YDS.	AVG.	LG	TD	NO.	YDS.	AVG.	LG	TD	W/L	SCORE
01/18	Texans	P	0	0	0.0	0	0	0	0	0.0	0	0	W	23-14
01/26	Bills	P	0	0	0.0	0	0	0	0	0.0	0	0	W	32-29
02/09	at Eagles	P	0	0	0.0	0	0	0	0	0.0	0	0	L	22-40
2024 TOTALS		**3-0**	**0**	**0**	**0.0**	**0**	**0**	**0**	**0**	**0.0**	**0**	**0**	**2-1**	

NIKKO REMIGIO'S COLLEGE RUSHING/RECEIVING STATISTICS

				RUSHING					RECEIVING				
DATE	TEAM	GP	GS	NO.	YDS.	AVG.	LG	TD	NO.	YDS.	AVG.	LG	TD
2018	California	9	2	1	-1	-1.0	0	0	11	62	5.6	12	0
2019	California	12	8	3	8	2.7	8	0	38	513	13.5	43	3
2020	California	4	2	3	11	3.7	7	0	10	90	9.0	28	2
2021	California	11	4	7	57	8.1	27	0	38	238	6.3	26	2
2022	Fresno St.	14	12	6	42	7.0	13	2	74	852	11.5	39	6
TOTALS		**50**	**28**	**20**	**117**	**5.9**	**27**	**2**	**171**	**1,755**	**10.3**	**43**	**13**

NIKKO REMIGIO'S COLLEGE RETURN STATISTICS

		KICKOFF RETURNS					PUNT RETURNS					
DATE	TEAM	RET.	YDS.	AVG.	LG	TD	NO.	FC	YDS.	AVG.	LG	TD
2018	California	0	0	0.0	0	0	15	0	103	6.9	46	0
2019	California	0	0	0.0	0	0	12	0	123	10.3	32	0
2020	California	3	55	18.3	22	0	7	0	33	4.7	19	0
2021	California	17	494	29.1	99	1	10	0	70	7.0	21	0
2022	Fresno St.	21	480	22.9	47	0	13	0	259	19.9	87	2
TOTALS		**41**	**1,029**	**25.1**	**99**	**1**	**57**	**0**	**588**	**10.3**	**87**	**2**

COLLEGE 2018 GAME-BY-GAME STATISTICS (CALIFORNIA)

			RUSHING					RECEIVING						
DATE	OPPONENT	P/S	NO.	YDS.	AVG.	LG	TD	NO.	YDS.	AVG.	LG	TD	W/L	SCORE
09/15	Idaho St.	P	0	0	0.0	0	0	1	1	1.0	1	0	W	45-23
10/13	UCLA	P	0	0	0.0	0	0	1	8	8.0	8	0	L	7-37
10/20	at Oregon St.	P	1	-1	-1.0	0	0	0	0	0.0	0	0	W	49-7
10/27	Washington	P	0	0	0.0	0	0	0	0	0.0	0	0	W	12-10
11/03	at Washington St.	S	0	0	0.0	0	0	2	18	9.0	12	0	L	13-19
11/10	at Southern California	P	0	0	0.0	0	0	1	5	5.0	5	0	W	15-14
11/24	Colorado	P	0	0	0.0	0	0	0	0	0.0	0	0	W	33-21
12/01	Stanford	P	0	0	0.0	0	0	1	9	9.0	9	0	L	13-23
12/25	at TCU	S	0	0	0.0	0	0	5	21	4.2	8	0	L	7-10+
2018 TOTALS		**9-2**	**1**	**-1**	**-1.0**	**0**	**0**	**11**	**62**	**5.6**	**12**	**0**	**5-4**	

+ - Overtime

COLLEGE 2019 GAME-BY-GAME STATISTICS (CALIFORNIA)

			RUSHING					RECEIVING						
DATE	OPPONENT	P/S	NO.	YDS.	AVG.	LG	TD	NO.	YDS.	AVG.	LG	TD	W/L	SCORE
08/31	UC Davis	S	0	0	0.0	0	0	4	46	11.5	30	0	W	27-13
09/07	at Washington	P	0	0	0.0	0	0	0	0	0.0	0	0	W	20-19
09/14	North Texas	S	1	3	3.0	3	0	2	53	26.5	36	1	W	23-17
09/21	at Ole Miss	S	0	0	0.0	0	0	3	72	24.0	43	0	W	28-20
09/27	Arizona St.	S	0	0	0.0	0	0	3	17	5.7	8	0	L	17-24
10/05	at Oregon	S	0	0	0.0	0	0	2	12	6.0	12	0	L	7-17
10/19	Oregon St.	S	0	0	0.0	0	0	4	51	12.8	17	0	L	17-21
10/26	at Utah	P	0	0	0.0	0	0	0	0	0.0	0	0	L	0-35
11/16	Southern California	P	0	0	0.0	0	0	2	11	5.5	7	0	L	17-41
11/23	at Stanford	P	1	8	8.0	8	0	9	157	17.4	40	1	W	24-20
11/30	at UCLA	S	1	-3	-3.0	0	0	5	58	11.6	29	0	W	28-18
12/30	at Illinois	S	0	0	0.0	0	0	4	36	9.0	25	1	W	35-20
2019 TOTALS		**12-8**	**3**	**8**	**2.7**	**8**	**0**	**38**	**513**	**13.5**	**43**	**3**	**7-5**	

COLLEGE 2020 GAME-BY-GAME STATISTICS (CALIFORNIA)

			RUSHING					RECEIVING						
DATE	OPPONENT	P/S	NO.	YDS.	AVG.	LG	TD	NO.	YDS.	AVG.	LG	TD	W/L	SCORE
11/15	at UCLA	S	0	0	0.0	0	0	2	7	3.5	6	0	L	10-34
11/21	at Oregon St.	P	1	3	3.0	3	0	0	0	0.0	0	0	L	27-31
11/27	Stanford	P	1	1	1.0	1	0	2	2	1.0	3	1	L	23-24
12/05	Oregon	S	1	7	7.0	7	0	6	81	13.5	28	1	W	21-17
2020 TOTALS		**4-2**	**3**	**11**	**3.7**	**7**	**0**	**10**	**90**	**9.0**	**28**	**2**	**1-3**	

COLLEGE 2021 GAME-BY-GAME STATISTICS (CALIFORNIA)

			RUSHING					RECEIVING						
DATE	OPPONENT	P/S	NO.	YDS.	AVG.	LG	TD	NO.	YDS.	AVG.	LG	TD	W/L	SCORE
09/04	Nevada	S	0	0	0.0	0	0	7	22	3.1	6	1	L	17-22
09/11	at TCU	S	2	18	9.0	13	0	3	16	5.3	7	1	L	32-34
09/18	Sacramento St.	S	0	0	0.0	0	0	1	18	18.0	18	0	W	42-30
09/25	at Washington	P	1	0	0.0	0	0	4	33	8.3	14	0	L	24-31
10/02	Washington St.	P	1	11	11.0	11	0	3	11	3.7	6	0	L	6-21
10/15	at Oregon	S	0	0	0.0	0	0	4	21	5.3	10	0	L	17-24
10/23	Colorado	P	1	2	2.0	2	0	4	27	6.8	12	0	W	26-3
10/30	Oregon St.	P	0	0	0.0	0	0	2	12	6.0	8	0	W	39-25
11/06	at Arizona						DID NOT PLAY						L	3-10
11/20	at Stanford	P	1	27	27.0	27	0	4	8	2.0	5	0	W	41-11
11/27	at UCLA	P	0	0	0.0	0	0	2	27	13.5	26	0	L	14-42
12/04	Southern California	P	1	-1	-1.0	0	0	4	43	10.8	17	0	W	24-14
2021 TOTALS		**11-4**	**7**	**57**	**8.1**	**27**	**0**	**38**	**238**	**6.3**	**26**	**2**	**5-7**	

COLLEGE 2022 GAME-BY-GAME STATISTICS (FRESNO ST.)

			RUSHING					RECEIVING						
DATE	OPPONENT	P/S	NO.	YDS.	AVG.	LG	TD	NO.	YDS.	AVG.	LG	TD	W/L	SCORE
09/01	Cal Poly	S	2	26	13.0	13	1	9	100	11.1	21	0	W	35-7
09/10	Oregon St.	S	1	1	1.0	1	0	6	100	16.7	33	0	L	32-35
09/17	at Southern California	S	0	0	0.0	0	0	1	6	6.0	6	0	L	17-45
10/01	at UConn	S	0	0	0.0	0	0	4	36	9.0	27	0	L	14-19
10/08	at Boise St.	S	1	5	5.0	5	1	2	23	11.5	21	0	L	20-40
10/15	San Jose St.	S	1	-2	-2.0	0	0	6	54	9.0	22	1	W	17-10
10/22	at New Mexico	P	0	0	0.0	0	0	5	38	7.6	20	0	W	41-9
10/29	San Diego St.	S	0	0	0.0	0	0	10	126	12.6	37	2	W	32-28
11/05	Hawaii	S	1	12	12.0	12	0	5	65	13.0	36	1	W	55-13
11/11	at UNLV	S	0	0	0.0	0	0	5	49	9.8	21	0	W	37-30
11/19	at Nevada	S	0	0	0.0	0	0	6	64	10.7	27	0	W	41-14
11/25	Wyoming	S	0	0	0.0	0	0	5	39	7.8	13	1	W	30-0
12/03	at Boise St.	P	0	0	0.0	0	0	5	68	13.6	32	0	W	28-16
12/17	Washington St.	S	0	0	0.0	0	0	5	84	16.8	39	1	W	29-6
2022 TOTALS		**14-12**	**6**	**42**	**7.0**	**13**	**2**	**74**	**852**	**11.5**	**39**	**6**	**10-4**	

RASHEE RICE

23

WIDE RECEIVER #4

SMU

3RD YEAR IN THE NFL

3RD YEAR WITH THE CHIEFS

HEIGHT: 6'1"
WEIGHT: 204 LBS
HOW ACQUIRED: D2-23
BIRTHDAY: 4/22/00

- Rice enters his third season with the Chiefs in 2025.
- Originally entered the NFL as a second-round pick (55th overall) by the Kansas City Chiefs in the 2023 NFL Draft.

Career Highlights:

- Set the Chiefs rookie record for receiving touchdowns (7) and receptions (79).
- Recorded the second-most receiving yards by a rookie in Chiefs history (938) trailing only Dwayne Bowe (995).
- Recorded two 100+ receiving yard games (Weeks 12 & 17).

Postseason Highlights:

- Recorded 130 receiving yards on eight receptions for two touchdowns in the Wild Card Game vs. Miami.
- Totaled 262 receiving yards in his rookie postseason campaign, the second-most by a rookie in NFL history.
- Set the Chiefs rookie postseason record for receptions (26) and yards (262).
- Tied with WR Tyreek Hill (2020) for the second-most yards after catch in a postseason in Chiefs history (196).
- Set the NFL record for most yards after catch by a rookie, since 2018, with 196 yards.

Honors:

- 2023 Mack Lee Hill Award Winner, voted by his teammates as best rookie.

Transactions:

Originally entered the NFL as a second-round pick (55th overall) by the Kansas City Chiefs in the 2023 NFL Draft.

COLLEGE

Played in 44 games and started 33 for the Mustangs ... In four years (2019-22), Rice hauled in 233 passes for 3,111 yards and 25 touchdowns ... Led the FBS in receiving yards per game (112.9) in 2022 ... His 1,355 receiving yards (third) and 8.0 receptions per game (fifth) were top five in the nation during his senior year (2022) ... In 2022, was ranked 13th nationally with 10 receiving TDs ... Left SMU holding the single-season receiving yard record (1,355 yards in 2022) ... Received the following awards and honors: 2022 AP All-America second-team, 2022 Reese's Senior Bowl Invite, 2022 Biletnikoff Award Semifinalist, 2022 Earl Campbell Tyler Rose Award Semifinalist, 2022 Pro Football Focus second-team All-American and All-AAC first-team, 2022 All-AAC first-team, 2022 Reese's Senior Bowl All-American Offensive Team, 2022 ESPN Top 100: No. 70, 2022 PFF The Athletic Midseason All-American second-team, 2022 DCTF All-Texas first-team, 2022 Pro Football Focus Midseason All-American second-team, 2022 Cajun Bowl Invite, 2022 Phil Steele All-America and All-AAC first-teams, 2022 East-West Shrine Bowl Breakout Offensive Player (Oct. 31), 2022 AAC Weekly Honor Roll (Nov. 28, Oct. 31, Sept. 12), 2022 Earl Campbell Tyler Rose Award Honorable Mention (Nov. 1, Sept. 13, Sept. 6), 2022 Senior Bowl Watch List, 2021 All-AAC Honorable Mention, 2021 Biletnikoff Award Watch List, 2021 PFF All-AAC second-team, 2021 Phil Steele All-AAC third-team, 2021 Earl Campbell Tyler Rose Award Honorable Mention (Sept. 21), 2020 Dave Campbell's All-Texas College second-team and 2020 Biletnikoff Award Watch List.

PERSONAL

- A three-star recruit by 247sports.com and Rivals.com.
- Had 51 receptions for 841 yards and five TDs in 2018.
- Registered 72 catches, 1,386 yards and 19 TDs in 2017.
- Was named first-team All-District as a junior.
- Team went 11-3 and advanced to the 5A D2 Quarterfinals in 2017.
- Received offers from Washington State, Houston, Virginia, Texas Tech, Northwestern, Tulsa, UConn and others.

RASHEE RICE'S NFL REGULAR SEASON RUSHING/RECEIVING STATISTICS

				RECEIVING					RUSHING				
DATE	TEAM	GP	GS	NO.	YDS.	AVG.	LG	TD	NO.	YDS.	AVG.	LG	TD
2023	Chiefs	16	8	79	938	11.9	67	7	1	-3	-3.0	-3	0
2024	Chiefs	4	4	24	288	12.0	44t	2	1	1	1.0	1	0
2025	Chiefs	7	7	46	520	11.3	47	5	5	20	4.0	7	1
NFL TOTALS		**27**	**19**	**149**	**1,746**	**11.7**	**67**	**14**	**7**	**18**	**2.6**	**7**	**1**

RASHEE RICE'S NFL POSTSEASON RUSHING/RECEIVING STATISTICS

				RECEIVING					RUSHING				
DATE	TEAM	GP	GS	NO.	YDS.	AVG.	LG	TD	NO.	YDS.	AVG.	LG	TD
2023	Chiefs	4	4	26	262	10.1	39	1	2	5	2.5	3	0
2024	Chiefs	0	0	0	0	0.0	0	0	0	0	0.0	0	0
NFL TOTALS		**4**	**4**	**26**	**262**	**10.1**	**39**	**1**	**2**	**5**	**2.5**	**3**	**0**

RASHEE RICE'S NFL REGULAR SEASON RETURN STATISTICS

		KICKOFF RETURNS					PUNT RETURNS					
DATE	TEAM	RET.	YDS.	AVG.	LG	TD	NO.	FC	YDS.	AVG.	LG	TD
2023	Chiefs	0	0	0.0	0	0	0	0	0	0.0	0	0
2024	Chiefs	0	0	0.0	0	0	0	0	0	0.0	0	0
2025	Chiefs	0	0	0.0	0	0	0	0	0	0.0	0	0
NFL TOTALS		**0**	**0**	**0.0**	**0**	**0**	**0**	**0**	**0**	**0.0**	**0**	**0**

RASHEE RICE'S NFL POSTSEASON RETURN STATISTICS

		KICKOFF RETURNS					PUNT RETURNS					
DATE	TEAM	RET.	YDS.	AVG.	LG	TD	NO.	FC	YDS.	AVG.	LG	TD
2023	Chiefs	0	0	0.0	0	0	0	0	0	0.0	0	0
2024	Chiefs	0	0	0.0	0	0	0	0	0	0.0	0	0
NFL TOTALS		**0**	**0**	**0.0**	**0**	**0**	**0**	**0**	**0**	**0.0**	**0**	**0**

SINGLE-GAME HIGHS: RUSHING/RECEIVING

Rush Attempts
2 at Buffalo, Nov 02, 2025
2 vs. Washington, Oct 27, 2025
1 at Atlanta, Sep 22, 2024
1 vs. Detroit, Sep 07, 2023

Rushing Yards
12 vs. Washington, Oct 27, 2025
6 at Buffalo, Nov 02, 2025
1 at Atlanta, Sep 22, 2024

Longest Runs
7 vs. Washington, Oct 27, 2025
5 vs. Washington, Oct 27, 2025
3 at Buffalo, Nov 02, 2025
3t at Buffalo, Nov 02, 2025
2 at Dallas, Nov 27, 2025

Rushing TDs
1 at Buffalo, Nov 02, 2025

Receptions
12 at Atlanta, Sep 22, 2024
9 vs. Washington, Oct 27, 2025
9 at New England, Dec 17, 2023
8 at Dallas, Nov 27, 2025
8 vs. Indianapolis, Nov 23, 2025
...2 more at 8.

Receiving Yards
141 vs. Indianapolis, Nov 23, 2025
127 vs. Cincinnati, Dec 31, 2023
110 at Atlanta, Sep 22, 2024
107 at Las Vegas, Nov 26, 2023
103 vs. Baltimore, Sep 05, 2024

Receiving Average
25.4 vs. Cincinnati, Dec 31, 2023
20.0 at Buffalo, Nov 02, 2025
18.0 vs. Denver, Oct 12, 2023
17.6 vs. Indianapolis, Nov 23, 2025
15.0 vs. Cincinnati, Sep 15, 2024

Longest Receptions
67 vs. Cincinnati, Dec 31, 2023
47 vs. Indianapolis, Nov 23, 2025
44t vs. Cincinnati, Sep 15, 2024
42 vs. Indianapolis, Nov 23, 2025
39t at Las Vegas, Nov 26, 2023
...1 more at 39.

Receiving TDs
2 at Dallas, Nov 27, 2025
2 vs. Las Vegas, Oct 19, 2025
1 vs. Washington, Oct 27, 2025
1 at Atlanta, Sep 22, 2024
...8 more at 1.

All-Purpose Yards
141 vs. Indianapolis, Nov 23, 2025
127 vs. Cincinnati, Dec 31, 2023
111 at Atlanta, Sep 22, 2024
107 at Las Vegas, Nov 26, 2023
105 vs. Washington, Oct 27, 2025

Most TDs
2 at Dallas, Nov 27, 2025
2 vs. Las Vegas, Oct 19, 2025
1 at Buffalo, Nov 02, 2025
1 vs. Washington, Oct 27, 2025
...9 more at 1.

Miscellaneous Tackles
2 vs. Chicago, Sep 24, 2023
1 vs. Denver, Oct 12, 2023

SINGLE-GAME HIGHS – POSTSEASON: RUSHING/RECEIVING

Rush Attempts	2 vs. San Francisco, Feb 11, 2024
Rushing Yards	5 vs. San Francisco, Feb 11, 2024
Longest Runs	3 vs. San Francisco, Feb 11, 2024
	2 vs. San Francisco, Feb 11, 2024
Receptions	8 at Baltimore, Jan 28, 2024
	8 vs. Miami, Jan 13, 2024
	6 vs. San Francisco, Feb 11, 2024
	4 at Buffalo, Jan 21, 2024
Receiving Yards	130 vs. Miami, Jan 13, 2024
	47 at Buffalo, Jan 21, 2024
	46 at Baltimore, Jan 28, 2024
	39 vs. San Francisco, Feb 11, 2024
Receiving Average	16.3 vs. Miami, Jan 13, 2024
	11.8 at Buffalo, Jan 21, 2024
	6.5 vs. San Francisco, Feb 11, 2024
	5.8 at Baltimore, Jan 28, 2024
Longest Receptions	39 vs. Miami, Jan 13, 2024
	28 vs. Miami, Jan 13, 2024
	25 at Buffalo, Jan 21, 2024
	23 vs. Miami, Jan 13, 2024
	13 vs. San Francisco, Feb 11, 2024
Receiving TDs	1 vs. Miami, Jan 13, 2024
All-Purpose Yards	130 vs. Miami, Jan 13, 2024
	47 at Buffalo, Jan 21, 2024
	46 at Baltimore, Jan 28, 2024
	44 vs. San Francisco, Feb 11, 2024
Most TDs	1 vs. Miami, Jan 13, 2024

100-YARD RECEIVING GAMES (5): REGULAR SEASON

DATE	TEAM	NO.	YDS.	AVG.	LG	TD
11/26/23	at Raiders	8	107	13.4	39t	1
12/31/23	BENGALS	5	127	25.4	67	0
09/05/24	RAVENS	7	103	14.7	33	0
09/22/24	at Falcons	12	110	9.2	27	1
11/23/25	COLTS	8	141	17.6	47	0

100-YARD RECEIVING GAMES (1): POSTSEASON

DATE	TEAM	NO.	YDS.	AVG.	LG	TD
01/13/24	DOLPHINS	8	130	16.3	39	1

2023 GAME-BY-GAME REGULAR-SEASON STATISTICS (CHIEFS)

			RECEIVING					RUSHING						
DATE	OPPONENT	P/S	NO.	YDS.	AVG.	LG	TD	NO.	YDS.	AVG.	LG	TD	W/L	SCORE
09/07	Lions	P	3	29	9.7	25	1	1	-3	-3.0	-3	0	L	20-21
09/17	at Jaguars	P	2	20	10.0	15	0	0	0	0.0	0	0	W	17-9
09/24	Bears	P	5	59	11.8	15	0	0	0	0.0	0	0	W	41-10
10/01	at Jets	P	3	32	10.7	18	0	0	0	0.0	0	0	W	23-20
10/08	at Vikings	P	4	33	8.3	13	1	0	0	0.0	0	0	W	27-20
10/12	Broncos	P	4	72	18.0	28	0	0	0	0.0	0	0	W	19-8
10/22	Chargers	S	5	60	12.0	37	1	0	0	0.0	0	0	W	31-17
10/29	at Broncos	S	4	56	14.0	39	0	0	0	0.0	0	0	L	9-24
11/05	Dolphins	S	2	17	8.5	11t	1	0	0	0.0	0	0	W	21-14
11/20	Eagles	P	4	42	10.5	17	0	0	0	0.0	0	0	L	17-21
11/26	at Raiders	S	8	107	13.4	39t	1	0	0	0.0	0	0	W	31-17
12/03	at Packers	S	8	64	8.0	13	0	0	0	0.0	0	0	L	19-27
12/10	Bills	S	7	72	10.3	19	1	0	0	0.0	0	0	L	17-20
12/17	at Patriots	S	9	91	10.1	24	1	0	0	0.0	0	0	W	27-17
12/25	Raiders	P	6	57	9.5	15	0	0	0	0.0	0	0	L	14-20
12/31	Bengals	S	5	127	25.4	67	0	0	0	0.0	0	0	W	25-17
01/07	at Chargers						INACTIVE						W	13-12
2023 TOTALS		**16-8**	**79**	**938**	**11.9**	**67**	**7**	**1**	**-3**	**-3.0**	**-3**	**0**	**11-6**	

2024 GAME-BY-GAME REGULAR-SEASON STATISTICS (CHIEFS)

			RECEIVING					RUSHING						
DATE	OPPONENT	P/S	NO.	YDS.	AVG.	LG	TD	NO.	YDS.	AVG.	LG	TD	W/L	SCORE
09/05	Ravens	S	7	103	14.7	33	0	0	0	0.0	0	0	W	27-20
09/15	Bengals	S	5	75	15.0	44t	1	0	0	0.0	0	0	W	26-25
09/22	at Falcons	S	12	110	9.2	27	1	1	1	1.0	1	0	W	22-17
09/29	at Chargers	S	0	0	0.0	0	0	0	0	0.0	0	0	W	17-10
10/07	Saints						RESERVE/INJURED						W	26-13
10/20	at 49ers						RESERVE/INJURED						W	28-18
10/27	at Raiders						RESERVE/INJURED						W	27-20
11/04	Buccaneers						RESERVE/INJURED						W	30-24+
11/10	Broncos						RESERVE/INJURED						W	16-14
11/17	at Bills						RESERVE/INJURED						L	21-30
11/24	at Panthers						RESERVE/INJURED						W	30-27
11/29	Raiders						RESERVE/INJURED						W	19-17
12/08	Chargers						RESERVE/INJURED						W	19-17
12/15	at Browns						RESERVE/INJURED						W	21-7
12/21	Texans						RESERVE/INJURED						W	27-19
12/25	at Steelers						RESERVE/INJURED						W	29-10
01/05	at Broncos						RESERVE/INJURED						L	0-38
2024 TOTALS		**4-4**	**24**	**288**	**12.0**	**44T**	**2**	**1**	**1**	**1.0**	**1**	**0**	**15-2**	

+ - Overtime

2025 GAME-BY-GAME REGULAR-SEASON STATISTICS (CHIEFS)

			RECEIVING					RUSHING						
DATE	OPPONENT	P/S	NO.	YDS.	AVG.	LG	TD	NO.	YDS.	AVG.	LG	TD	W/L	SCORE
09/05	at Chargers					RESERVE/LEAGUE SUSP.							L	21-27
09/14	Eagles					RESERVE/LEAGUE SUSP.							L	17-20
09/21	at Giants					RESERVE/LEAGUE SUSP.							W	22-9
09/28	Ravens					RESERVE/LEAGUE SUSP.							W	37-20
10/06	at Jaguars					RESERVE/LEAGUE SUSP.							L	28-31
10/12	Lions					RESERVE/LEAGUE SUSP.							W	30-17
10/19	Raiders	S	7	42	6.0	12	2	0	0	0.0	0	0	W	31-0
10/27	Commanders	S	9	93	10.3	25	1	2	12	6.0	7	0	W	28-7
11/02	at Bills	S	4	80	20.0	29	0	2	6	3.0	3t	1	L	21-28
11/16	at Broncos	S	6	38	6.3	11	0	0	0	0.0	0	0	L	19-22
11/23	Colts	S	8	141	17.6	47	0	0	0	0.0	0	0	W	23-20+
11/27	at Cowboys	S	8	92	11.5	28	2	1	2	2.0	2	0	L	28-31
12/07	Texans	S	4	34	8.5	15	0	0	0	0.0	0	0	L	10-20
2025 TOTALS		**7-7**	**46**	**520**	**11.3**	**47**	**5**	**5**	**20**	**4.0**	**7**	**1**	**6-7**	

+ - Overtime

2023 GAME-BY-GAME POSTSEASON STATISTICS (CHIEFS)

			RECEIVING					RUSHING						
DATE	OPPONENT	P/S	NO.	YDS.	AVG.	LG	TD	NO.	YDS.	AVG.	LG	TD	W/L	SCORE
01/13	Dolphins	S	8	130	16.3	39	1	0	0	0.0	0	0	W	26-7
01/21	at Bills	S	4	47	11.8	25	0	0	0	0.0	0	0	W	27-24
01/28	at Ravens	S	8	46	5.8	11	0	0	0	0.0	0	0	W	17-10
02/11	49ers	S	6	39	6.5	13	0	2	5	2.5	3	0	W	25-22+
2023 TOTALS		**4-4**	**26**	**262**	**10.1**	**39**	**1**	**2**	**5**	**2.5**	**3**	**0**	**4-0**	

+ - Overtime

2024 GAME-BY-GAME POSTSEASON STATISTICS (CHIEFS)

			RECEIVING					RUSHING						
DATE	OPPONENT	P/S	NO.	YDS.	AVG.	LG	TD	NO.	YDS.	AVG.	LG	TD	W/L	SCORE
01/18	Texans					RESERVE/INJURED							W	23-14
01/26	Bills					RESERVE/INJURED							W	32-29
02/09	at Eagles					RESERVE/INJURED							L	22-40
2024 TOTALS		**0-0**	**0**	**0**	**0.0**	**0**	**0**	**0**	**0**	**0.0**	**0**	**0**	**2-1**	

RASHEE RICE'S COLLEGE RUSHING/RECEIVING STATISTICS

				RUSHING					RECEIVING				
DATE	TEAM	GP	GS	NO.	YDS.	AVG.	LG	TD	NO.	YDS.	AVG.	LG	TD
2019	SMU	10	2	1	0	0.0	0	0	25	403	16.1	61	1
2020	SMU	10	8	0	0	0.0	0	0	48	683	14.2	55	5
2021	SMU	12	12	0	0	0.0	0	0	64	670	10.5	62	9
2022	SMU	12	12	0	0	0.0	0	0	96	1,355	14.1	75	10
TOTALS		**44**	**34**	**1**	**0**	**0.0**	**0**	**0**	**233**	**3,111**	**13.4**	**75**	**25**

RASHEE RICE'S COLLEGE RETURN STATISTICS

		KICKOFF RETURNS					PUNT RETURNS					
DATE	TEAM	RET.	YDS.	AVG.	LG	TD	NO.	FC	YDS.	AVG.	LG	TD
2019	SMU	0	0	0.0	0	0	0	0	0	0.0	0	0
2020	SMU	0	0	0.0	0	0	0	0	0	0.0	0	0
2021	SMU	1	10	10.0	10	0	0	0	0	0.0	0	0
2022	SMU	0	0	0.0	0	0	0	0	0	0.0	0	0
TOTALS		**1**	**10**	**10.0**	**10**	**0**	**0**	**0**	**0**	**0.0**	**0**	**0**

COLLEGE 2019 GAME-BY-GAME STATISTICS (SMU)

			RUSHING					RECEIVING						
DATE	OPPONENT	P/S	NO.	YDS.	AVG.	LG	TD	NO.	YDS.	AVG.	LG	TD	W/L	SCORE
09/14	Texas St.	P	0	0	0.0	0	0	0	0	0.0	0	0	W	47-17
09/28	at South Fla.	P	1	0	0.0	0	0	1	10	10.0	10	0	W	48-21
10/05	Tulsa	P	0	0	0.0	0	0	4	78	19.5	30	0	W	43-37+
10/19	Temple	P	0	0	0.0	0	0	0	0	0.0	0	0	W	45-21
10/24	at Houston	P	0	0	0.0	0	0	3	16	5.3	10	0	W	34-31
11/02	at Memphis	S	0	0	0.0	0	0	7	122	17.4	53	0	L	48-54
11/09	East Carolina	P	0	0	0.0	0	0	4	40	10.0	20	0	W	59-51
11/23	at Navy	S	0	0	0.0	0	0	3	76	25.3	61	1	L	28-35
11/30	Tulane	P	0	0	0.0	0	0	2	19	9.5	15	0	W	37-20
12/20	at Fla. Atlantic	P	0	0	0.0	0	0	1	42	42.0	42	0	L	28-52
2019 TOTALS		**10-2**	**1**	**0**	**0.0**	**0**	**0**	**25**	**403**	**16.1**	**61**	**1**	**7-3**	

+ - Overtime

COLLEGE 2020 GAME-BY-GAME STATISTICS (SMU)

			RUSHING					RECEIVING						
DATE	OPPONENT	P/S	NO.	YDS.	AVG.	LG	TD	NO.	YDS.	AVG.	LG	TD	W/L	SCORE
09/05	at Texas St.	P	0	0	0.0	0	0	5	101	20.2	39	0	W	31-24
09/19	at North Texas	S	0	0	0.0	0	0	5	102	20.4	50	0	W	65-35
09/26	SFA	S	0	0	0.0	0	0	3	37	12.3	18	0	W	50-7
10/03	Memphis	S	0	0	0.0	0	0	4	32	8.0	13	0	W	30-27
10/16	at Tulane	S	0	0	0.0	0	0	7	139	19.9	55	1	W	37-34
10/24	Cincinnati	S	0	0	0.0	0	0	5	64	12.8	24	1	L	13-42
10/31	Navy	S	0	0	0.0	0	0	5	46	9.2	20	2	W	51-37
11/07	at Temple	S	0	0	0.0	0	0	5	59	11.8	33	1	W	47-23
11/14	at Tulsa	S	0	0	0.0	0	0	4	57	14.3	32	0	L	24-28
11/28	at East Carolina	P	0	0	0.0	0	0	5	46	9.2	14	0	L	38-52
2020 TOTALS		**10-8**	**0**	**0**	**0.0**	**0**	**0**	**48**	**683**	**14.2**	**55**	**5**	**7-3**	

COLLEGE 2021 GAME-BY-GAME STATISTICS (SMU)

			RUSHING					RECEIVING						
DATE	OPPONENT	P/S	NO.	YDS.	AVG.	LG	TD	NO.	YDS.	AVG.	LG	TD	W/L	SCORE
09/04	Abilene Christian	S	0	0	0.0	0	0	2	35	17.5	30	1	W	56-9
09/11	North Texas	S	0	0	0.0	0	0	4	99	24.8	62	1	W	35-12
09/18	at Louisiana Tech	S	0	0	0.0	0	0	4	73	18.3	41	2	W	39-37
09/25	at TCU	S	0	0	0.0	0	0	4	20	5.0	11	1	W	42-34
10/02	South Fla.	S	0	0	0.0	0	0	8	71	8.9	15	1	W	41-17
10/09	at Navy	S	0	0	0.0	0	0	8	77	9.6	25	0	W	31-24
10/21	Tulane	S	0	0	0.0	0	0	5	40	8.0	14	0	W	55-26
10/30	at Houston	S	0	0	0.0	0	0	6	51	8.5	24	1	L	37-44
11/06	at Memphis	S	0	0	0.0	0	0	4	60	15.0	26	0	L	25-28
11/13	UCF	S	0	0	0.0	0	0	6	73	12.2	30	1	W	55-28
11/20	at Cincinnati	S	0	0	0.0	0	0	7	21	3.0	10	1	L	14-48
11/27	Tulsa	S	0	0	0.0	0	0	6	50	8.3	18	0	L	31-34
2021 TOTALS		**12-12**	**0**	**0**	**0.0**	**0**	**0**	**64**	**670**	**10.5**	**62**	**9**	**8-4**	

COLLEGE 2022 GAME-BY-GAME STATISTICS (SMU)

			RUSHING					RECEIVING						
DATE	OPPONENT	P/S	NO.	YDS.	AVG.	LG	TD	NO.	YDS.	AVG.	LG	TD	W/L	SCORE
09/03	at North Texas	S	0	0	0.0	0	0	8	166	20.8	54	1	W	48-10
09/10	Lamar University	S	0	0	0.0	0	0	9	132	14.7	33	2	W	45-16
09/17	at Maryland	S	0	0	0.0	0	0	11	193	17.5	34	0	L	27-34
09/24	TCU	S	0	0	0.0	0	0	6	74	12.3	25	1	L	34-42
10/05	at UCF	S	0	0	0.0	0	0	12	122	10.2	18	0	L	19-41
10/14	Navy	S	0	0	0.0	0	0	3	74	24.7	68	0	W	40-34
10/22	Cincinnati	S	0	0	0.0	0	0	4	41	10.3	17	0	L	27-29
10/29	at Tulsa	S	0	0	0.0	0	0	9	180	20.0	75	2	W	45-34
11/05	Houston	S	0	0	0.0	0	0	9	86	9.6	21	2	W	77-63
11/12	at South Fla.	S	0	0	0.0	0	0	6	99	16.5	30	1	W	41-23
11/17	at Tulane	S	0	0	0.0	0	0	6	41	6.8	11	0	L	24-59
11/26	Memphis	S	0	0	0.0	0	0	13	147	11.3	39	1	W	34-31
12/17	at BYU						DID NOT PLAY						L	23-24
2022 TOTALS		**12-12**	**0**	**0**	**0.0**	**0**	**0**	**96**	**1,355**	**14.1**	**75**	**10**	**7-6**	

JALEN ROYALS

WIDE RECEIVER #11

UTAH STATE

ROOKIE

HEIGHT:	6'0"
WEIGHT:	195 LBS
HOW ACQUIRED:	D4-25
BIRTHDAY:	2/18/03

- Royals enters his first season with the Chiefs in 2025.
- Originally entered the NFL as a fourth-round pick (133rd overall) by the Kansas City Chiefs in the 2025 NFL Draft.

Transactions: Originally entered the NFL as a fourth-round pick (133rd overall) by the Kansas City Chiefs in the 2025 NFL Draft.

COLLEGE

Spent three seasons at Utah State (2022-24) ... Appeared in 32 games (21 starts) and recorded 126 catches for 1,914 receiving yards and 21 touchdowns ... His 21 receiving touchdowns rank third all-time in school history ... Recorded 55 receptions for 834 yards and six touchdowns in 2024 ... Spent one season at Georgia Military College (2021) ... Recorded seven catches for 92 yards and two touchdowns ... Was named the Senior Bowl and Shrine Bowl Offensive Player of the Week ... Second-team All-Mountain West (2024) ... College Football Network third-team All-American (2023) ... First-team All-Mountain West (2023) ... Academic All-Mountain West (2022).

PERSONAL

- Had 26 catches for 455 receiving yards and four touchdowns during his senior season at Hillgrove High School (Ga.).
- Was an all-state high jumper and placed sixth at the 7A state track and field championships.
- Also played basketball.

JALEN ROYALS' NFL REGULAR SEASON RUSHING/RECEIVING STATISTICS

				RECEIVING					RUSHING				
DATE	TEAM	GP	GS	NO.	YDS.	AVG.	LG	TD	NO.	YDS.	AVG.	LG	TD
2025	Chiefs	4	0	0	0	0.0	0	0	0	0	0.0	0	0
NFL TOTALS		**4**	**0**	**0**	**0**	**0.0**	**0**	**0**	**0**	**0**	**0.0**	**0**	**0**

JALEN ROYALS' NFL REGULAR SEASON RETURN STATISTICS

		KICKOFF RETURNS					PUNT RETURNS					
DATE	TEAM	RET.	YDS.	AVG.	LG	TD	NO.	FC	YDS.	AVG.	LG	TD
2025	Chiefs	1	30	30.0	30	0	0	0	0	0.0	0	0
NFL TOTALS		**1**	**30**	**30.0**	**30**	**0**	**0**	**0**	**0**	**0.0**	**0**	**0**

SINGLE-GAME HIGHS: RUSHING

Longest Kickoff Return 30 vs. Baltimore, Sep 28, 2025

2025 GAME-BY-GAME REGULAR-SEASON STATISTICS (CHIEFS)

			RECEIVING					RUSHING						
DATE	OPPONENT	P/S	NO.	YDS.	AVG.	LG	TD	NO.	YDS.	AVG.	LG	TD	W/L	SCORE
09/05	at Chargers						INACTIVE						L	21-27
09/14	Eagles						INACTIVE						L	17-20
09/21	at Giants						DID NOT PLAY						W	22-9
09/28	Ravens	P	0	0	0.0	0	0	0	0	0.0	0	0	W	37-20
10/06	at Jaguars	P	0	0	0.0	0	0	0	0	0.0	0	0	L	28-31
10/12	Lions	P	0	0	0.0	0	0	0	0	0.0	0	0	W	30-17
10/19	Raiders	P	0	0	0.0	0	0	0	0	0.0	0	0	W	31-0
10/27	Commanders						INACTIVE						W	28-7
11/02	at Bills						INACTIVE						L	21-28
11/16	at Broncos						INACTIVE						L	19-22
11/23	Colts						INACTIVE						W	23-20+
11/27	at Cowboys						INACTIVE						L	28-31
12/07	Texans						INACTIVE						L	10-20
2025 TOTALS		**4-0**	**0**	**0**	**0.0**	**0**	**0**	**0**	**0**	**0.0**	**0**	**0**	**6-7**	

+ - Overtime

JALEN ROYALS' COLLEGE RUSHING/RECEIVING STATISTICS

				RUSHING					RECEIVING				
DATE	TEAM	GP	GS	NO.	YDS.	AVG.	LG	TD	NO.	YDS.	AVG.	LG	TD
2022	Utah St.	12	1	0	0	0.0	0	0	0	0	0.0	0	0
2023	Utah St.	13	13	0	0	0.0	0	0	71	1,080	15.2	71	15
2024	Utah St.	7	7	1	3	3.0	3	0	55	834	15.2	75	6
TOTALS		**32**	**21**	**1**	**3**	**3.0**	**3**	**0**	**126**	**1,914**	**15.2**	**75**	**21**

JALEN ROYALS' COLLEGE RETURN STATISTICS

		KICKOFF RETURNS					PUNT RETURNS					
DATE	TEAM	RET.	YDS.	AVG.	LG	TD	NO.	FC	YDS.	AVG.	LG	TD
2022	Utah St.	0	0	0.0	0	0	0	0	0	0.0	0	0
2023	Utah St.	0	0	0.0	0	0	0	0	0	0.0	0	0
2024	Utah St.	9	184	20.4	26	0	0	0	0	0.0	0	0
TOTALS		**9**	**184**	**20.4**	**26**	**0**	**0**	**0**	**0**	**0.0**	**0**	**0**

COLLEGE 2022 GAME-BY-GAME STATISTICS (UTAH ST.)

			RUSHING					RECEIVING						
DATE	OPPONENT	P/S	NO.	YDS.	AVG.	LG	TD	NO.	YDS.	AVG.	LG	TD	W/L	SCORE
08/27	UConn	P	0	0	0.0	0	0	0	0	0.0	0	0	W	31-20
09/03	at Alabama	P	0	0	0.0	0	0	0	0	0.0	0	0	L	0-55
09/10	Weber St.	P	0	0	0.0	0	0	0	0	0.0	0	0	L	7-35
09/24	UNLV	P	0	0	0.0	0	0	0	0	0.0	0	0	L	24-34
09/29	at BYU	P	0	0	0.0	0	0	0	0	0.0	0	0	L	26-38
10/08	Air Force						DID NOT PLAY						W	34-27
10/15	at Colorado St.	P	0	0	0.0	0	0	0	0	0.0	0	0	W	17-13
10/22	at Wyoming	P	0	0	0.0	0	0	0	0	0.0	0	0	L	14-28
11/05	New Mexico	P	0	0	0.0	0	0	0	0	0.0	0	0	W	27-10
11/12	at Hawaii	P	0	0	0.0	0	0	0	0	0.0	0	0	W	41-34
11/19	San Jose St.	P	0	0	0.0	0	0	0	0	0.0	0	0	W	35-31
11/25	at Boise St.	S	0	0	0.0	0	0	0	0	0.0	0	0	L	23-42
12/27	Memphis	P	0	0	0.0	0	0	0	0	0.0	0	0	L	10-38
2022 TOTALS		**12-1**	**0**	**0**	**0.0**	**0**	**0**	**0**	**0**	**0.0**	**0**	**0**	**6-7**	

COLLEGE 2023 GAME-BY-GAME STATISTICS (UTAH ST.)

			RUSHING					RECEIVING						
DATE	OPPONENT	P/S	NO.	YDS.	AVG.	LG	TD	NO.	YDS.	AVG.	LG	TD	W/L	SCORE
09/02	at Iowa	S	0	0	0.0	0	0	5	39	7.8	15	0	L	14-24
09/09	Idaho St.	S	0	0	0.0	0	0	3	49	16.3	22	1	W	78-28
09/15	at Air Force	S	0	0	0.0	0	0	4	52	13.0	20	1	L	21-39
09/23	James Madison	S	0	0	0.0	0	0	7	57	8.1	25	0	L	38-45
09/30	at UConn	S	0	0	0.0	0	0	7	185	26.4	71	3	W	34-33
10/07	Colorado St.	S	0	0	0.0	0	0	6	140	23.3	51	2	W	44-24
10/13	Fresno St.	S	0	0	0.0	0	0	7	125	17.9	52	2	L	32-37
10/21	at San Jose St.	S	0	0	0.0	0	0	4	60	15.0	20	1	L	21-42
11/04	at San Diego St.	S	0	0	0.0	0	0	8	87	10.9	50	1	W	32-24+
11/11	Nevada	S	0	0	0.0	0	0	3	27	9.0	11	0	W	41-24
11/18	Boise St.	S	0	0	0.0	0	0	7	113	16.1	57	1	L	10-45
11/24	at New Mexico	S	0	0	0.0	0	0	7	89	12.7	57	2	W	44-41+
12/23	Georgia St.	S	0	0	0.0	0	0	3	57	19.0	35	1	L	22-45
2023 TOTALS		**13-13**	**0**	**0**	**0.0**	**0**	**0**	**71**	**1,080**	**15.2**	**71**	**15**	**6-7**	

+ - Overtime

COLLEGE 2024 GAME-BY-GAME STATISTICS (UTAH ST.)

			RUSHING					RECEIVING						
DATE	OPPONENT	P/S	NO.	YDS.	AVG.	LG	TD	NO.	YDS.	AVG.	LG	TD	W/L	SCORE
08/31	Robert Morris	S	0	0	0.0	0	0	5	77	15.4	30	1	W	36-14
09/07	at Southern California	S	1	3	3.0	3	0	6	47	7.8	13	0	L	0-48
09/14	Utah	S	0	0	0.0	0	0	4	44	11.0	35	0	L	21-38
09/21	at Temple	S	0	0	0.0	0	0	10	112	11.2	26	1	L	29-45
10/05	at Boise St.	S	0	0	0.0	0	0	9	211	23.4	75	2	L	30-62
10/11	UNLV	S	0	0	0.0	0	0	10	155	15.5	27	1	L	34-50
10/19	New Mexico	S	0	0	0.0	0	0	11	188	17.1	59	1	L	45-50
10/26	at Wyoming						DID NOT PLAY						W	27-25
11/09	at Washington St.						DID NOT PLAY						L	28-49
11/16	Hawaii						DID NOT PLAY						W	55-10
11/23	San Diego St.						DID NOT PLAY						W	41-20
11/29	at Colorado St.						DID NOT PLAY						L	37-42
2024 TOTALS		**7-7**	**1**	**3**	**3.0**	**3**	**0**	**55**	**834**	**15.2**	**75**	**6**	**4-8**	

BRASHARD SMITH

RUNNING BACK #24

SMU

ROOKIE

HEIGHT:	5'10"
WEIGHT:	196 LBS
HOW ACQUIRED:	D7-25
BIRTHDAY:	4/11/03

- Smith enters his first season with the Chiefs in 2025.
- Originally entered the NFL as a seventh-round draft pick (228th overall) by the Kansas City Chiefs in the 2025 NFL Draft.

Transactions: Originally entered the NFL as a seventh-round draft pick (228th overall) by the Kansas City Chiefs in the 2025 NFL Draft.

COLLEGE

Appeared in 14 games (10 starts) for SMU in 2024 ... Recorded 1,329 yards and 14 touchdowns on 234 carries and also added 327 receiving yards and four touchdowns on 39 catches ... Set the single-season program record for all-purpose yards with 1,977 ... Spent three seasons at Miami (Fla.) (2021-23) ... Appeared in 36 games and tallied 177 yards and one touchdown on 18 carries ... Also added 69 receptions for 770 yards and four touchdowns ... Finished with 1,946 all-purpose yards in his three seasons at Miami ... All-ACC first-team (2024) ... DCTF first-team All-Texas (2024) ... AP All-ACC first-team (2024) ... AFCA second-team All-America (2024) ... AP third-team All-America (2024) ... Sporting News second-team All-America (2024) ... Phil Steele fourth-team All-America (2024) ... All-ACC second-team by Phil Steele (2024) ... Selected to play in the Reese's Senior Bowl.

PERSONAL

- A consensus four-star prospect by 247Sports, ESPN and Rivals.
- Ranked the No. 158 overall player in the Rivals Top 250.
- Rated the No. 24 wide receiver nationally and No. 25 player in Florida by Rivals.
- Selected to the Under Armour All-America Game and the U.S. Army All-American Bowl.

BRASHARD SMITH'S NFL REGULAR SEASON RUSHING/RECEIVING STATISTICS

				RUSHING					RECEIVING				
DATE	TEAM	GP	GS	NO.	YDS.	AVG.	LG	TD	NO.	YDS.	AVG.	LG	TD
2025	Chiefs	13	0	30	94	3.1	8	0	19	161	8.5	17	0
NFL TOTALS		**13**	**0**	**30**	**94**	**3.1**	**8**	**0**	**19**	**161**	**8.5**	**17**	**0**

BRASHARD SMITH'S NFL REGULAR SEASON RETURN STATISTICS

		KICKOFF RETURNS					PUNT RETURNS					
DATE	TEAM	RET.	YDS.	AVG.	LG	TD	NO.	FC	YDS.	AVG.	LG	TD
2025	Chiefs	15	405	27.0	37	0	0	0	0	0.0	0	0
NFL TOTALS		**15**	**405**	**27.0**	**37**	**0**	**0**	**0**	**0**	**0.0**	**0**	**0**

SINGLE-GAME HIGHS: RUSHING/RECEIVING

Rush Attempts
14 vs. Las Vegas, Oct 19, 2025
4 vs. Baltimore, Sep 28, 2025
3 at Buffalo, Nov 02, 2025
3 vs. Washington, Oct 27, 2025
2 at N.Y. Giants, Sep 21, 2025

Rushing Yards
39 vs. Las Vegas, Oct 19, 2025
13 at N.Y. Giants, Sep 21, 2025
9 vs. Baltimore, Sep 28, 2025
8 vs. Washington, Oct 27, 2025
7 at Buffalo, Nov 02, 2025

Rushing Average
2.8 vs. Las Vegas, Oct 19, 2025

Longest Runs
8 vs. Las Vegas, Oct 19, 2025
8 vs. Las Vegas, Oct 19, 2025
8 at N.Y. Giants, Sep 21, 2025
7 vs. Houston, Dec 07, 2025
6 vs. Las Vegas, Oct 19, 2025

Receptions
5 vs. Las Vegas, Oct 19, 2025
3 vs. Indianapolis, Nov 23, 2025
3 vs. Detroit, Oct 12, 2025
3 at Jacksonville, Oct 06, 2025
...1 more at 3.

Receiving Yards
42 vs. Las Vegas, Oct 19, 2025
32 at Jacksonville, Oct 06, 2025
31 vs. Indianapolis, Nov 23, 2025
27 vs. Baltimore, Sep 28, 2025
21 vs. Detroit, Oct 12, 2025

Receiving Average
10.7 at Jacksonville, Oct 06, 2025
10.3 vs. Indianapolis, Nov 23, 2025
9.0 vs. Baltimore, Sep 28, 2025
8.4 vs. Las Vegas, Oct 19, 2025
7.0 vs. Detroit, Oct 12, 2025

Longest Receptions
17 vs. Las Vegas, Oct 19, 2025
17 vs. Baltimore, Sep 28, 2025
15 vs. Indianapolis, Nov 23, 2025
15 at Jacksonville, Oct 06, 2025
13 vs. Las Vegas, Oct 19, 2025

All-Purpose Yards
166 at Jacksonville, Oct 06, 2025
91 vs. Baltimore, Sep 28, 2025
81 vs. Las Vegas, Oct 19, 2025
63 at L.A. Chargers, Sep 05, 2025
54 vs. Philadelphia, Sep 14, 2025

Kickoff Returns
5 at Jacksonville, Oct 06, 2025
2 vs. Houston, Dec 07, 2025
2 vs. Baltimore, Sep 28, 2025
2 vs. Philadelphia, Sep 14, 2025
...1 more at 2.

Kickoff Return Yards
130 at Jacksonville, Oct 06, 2025
63 at L.A. Chargers, Sep 05, 2025
55 vs. Baltimore, Sep 28, 2025
52 vs. Philadelphia, Sep 14, 2025
50 vs. Houston, Dec 07, 2025

Longest Kickoff Return
37 at L.A. Chargers, Sep 05, 2025
34 vs. Baltimore, Sep 28, 2025
33 at Dallas, Nov 27, 2025
31 at Jacksonville, Oct 06, 2025
30 at Jacksonville, Oct 06, 2025

Kickoff Return Average
26.0 at Jacksonville, Oct 06, 2025

Scrimmage Yards
81 vs. Las Vegas, Oct 19, 2025
36 vs. Indianapolis, Nov 23, 2025
36 at Jacksonville, Oct 06, 2025
36 vs. Baltimore, Sep 28, 2025
21 vs. Detroit, Oct 12, 2025

2025 GAME-BY-GAME REGULAR-SEASON STATISTICS (CHIEFS)

			RUSHING					RECEIVING						
DATE	OPPONENT	P/S	NO.	YDS.	AVG.	LG	TD	NO.	YDS.	AVG.	LG	TD	W/L	SCORE
09/05	at Chargers	P	0	0	0.0	0	0	0	0	0.0	0	0	L	21-27
09/14	Eagles	P	1	2	2.0	2	0	0	0	0.0	0	0	L	17-20
09/21	at Giants	P	2	13	6.5	8	0	0	0	0.0	0	0	W	22-9
09/28	Ravens	P	4	9	2.3	5	0	3	27	9.0	17	0	W	37-20
10/06	at Jaguars	P	1	4	4.0	4	0	3	32	10.7	15	0	L	28-31
10/12	Lions	P	0	0	0.0	0	0	3	21	7.0	9	0	W	30-17
10/19	Raiders	P	14	39	2.8	8	0	5	42	8.4	17	0	W	31-0
10/27	Commanders	P	3	8	2.7	4	0	0	0	0.0	0	0	W	28-7
11/02	at Bills	P	3	7	2.3	4	0	0	0	0.0	0	0	L	21-28
11/16	at Broncos	P	0	0	0.0	0	0	2	8	4.0	6	0	L	19-22
11/23	Colts	P	1	5	5.0	5	0	3	31	10.3	15	0	W	23-20+
11/27	at Cowboys	P	0	0	0.0	0	0	0	0	0.0	0	0	L	28-31
12/07	Texans	P	1	7	7.0	7	0	0	0	0.0	0	0	L	10-20
2025 TOTALS		**13-0**	**30**	**94**	**3.1**	**8**	**0**	**19**	**161**	**8.5**	**17**	**0**	**6-7**	

+ - Overtime

BRASHARD SMITH'S COLLEGE RUSHING/RECEIVING STATISTICS

				RUSHING					RECEIVING				
DATE	TEAM	GP	GS	NO.	YDS.	AVG.	LG	TD	NO.	YDS.	AVG.	LG	TD
2021	Miami (FL)	12	0	6	23	3.8	7	0	14	199	14.2	75	2
2022	Miami (FL)	11	6	3	22	7.3	9	0	33	308	9.3	30	0
2023	Miami (FL)	13	4	9	132	14.7	80	1	22	263	12.0	54	2
2024	SMU	14	10	234	1,329	5.7	71	14	39	327	8.4	33	4
TOTALS		**50**	**20**	**252**	**1,506**	**6.0**	**80**	**15**	**108**	**1,097**	**10.2**	**75**	**8**

BRASHARD SMITH'S COLLEGE RETURN STATISTICS

		KICKOFF RETURNS					PUNT RETURNS					
DATE	TEAM	RET.	YDS.	AVG.	LG	TD	NO.	FC	YDS.	AVG.	LG	TD
2021	Miami (FL)	8	146	18.3	27	0	0	0	0	0.0	0	0
2022	Miami (FL)	11	250	22.7	39	0	3	0	19	6.3	18	0
2023	Miami (FL)	20	579	29.0	98	1	1	0	5	5.0	5	0
2024	SMU	14	320	22.9	41	0	1	0	-2	-2.0	0	0
TOTALS		**53**	**1,295**	**24.4**	**98**	**1**	**5**	**0**	**22**	**4.4**	**18**	**0**

COLLEGE 2021 GAME-BY-GAME STATISTICS (MIAMI (FL))

			RUSHING					RECEIVING						
DATE	OPPONENT	P/S	NO.	YDS.	AVG.	LG	TD	NO.	YDS.	AVG.	LG	TD	W/L	SCORE
09/04	Alabama	P	0	0	0.0	0	0	0	0	0.0	0	0	L	13-44
09/11	App State	P	0	0	0.0	0	0	0	0	0.0	0	0	W	25-23
09/18	Michigan St.	P	0	0	0.0	0	0	0	0	0.0	0	0	L	17-38
09/25	Central Conn. St.	P	2	8	4.0	4	0	5	91	18.2	75	1	W	69-0
09/30	Virginia	P	3	8	2.7	4	0	1	8	8.0	8	0	L	28-30
10/16	at North Carolina	P	0	0	0.0	0	0	1	0	0.0	0	0	L	42-45
10/23	NC State	P	0	0	0.0	0	0	0	0	0.0	0	0	W	31-30
10/30	at Pittsburgh	P	0	0	0.0	0	0	1	4	4.0	4	0	W	38-34
11/06	Georgia Tech	P	0	0	0.0	0	0	1	-2	-2.0	0	0	W	33-30
11/13	at Florida St.	P	0	0	0.0	0	0	2	7	3.5	12	0	L	28-31
11/20	Virginia Tech	P	0	0	0.0	0	0	2	90	45.0	75	1	W	38-26
11/26	at Duke	P	1	7	7.0	7	0	1	1	1.0	1	0	W	47-10
2021 TOTALS		**12-0**	**6**	**23**	**3.8**	**7**	**0**	**14**	**199**	**14.2**	**75**	**2**	**7-5**	

COLLEGE 2022 GAME-BY-GAME STATISTICS (MIAMI (FL))

			RUSHING					RECEIVING						
DATE	OPPONENT	P/S	NO.	YDS.	AVG.	LG	TD	NO.	YDS.	AVG.	LG	TD	W/L	SCORE
09/03	Bethune-Cookman	P	1	6	6.0	6	0	2	12	6.0	7	0	W	70-13
09/10	Southern Miss.	P	1	7	7.0	7	0	4	53	13.3	30	0	W	30-7
09/17	at Texas A&M	S	0	0	0.0	0	0	3	14	4.7	11	0	L	9-17
09/24	Middle Tenn.	P	0	0	0.0	0	0	3	27	9.0	16	0	L	31-45
10/08	North Carolina	S	0	0	0.0	0	0	5	59	11.8	19	0	L	24-27
10/15	at Virginia Tech	S	0	0	0.0	0	0	6	76	12.7	30	0	W	20-14
10/22	Duke						DID NOT PLAY						L	21-45
10/29	at Virginia	S	0	0	0.0	0	0	2	16	8.0	12	0	W	14-12
11/05	Florida St.	S	0	0	0.0	0	0	2	5	2.5	4	0	L	3-45
11/12	at Georgia Tech	S	1	9	9.0	9	0	4	37	9.3	14	0	W	35-14
11/19	at Clemson	P	0	0	0.0	0	0	0	0	0.0	0	0	L	10-40
11/26	Pittsburgh	P	0	0	0.0	0	0	2	9	4.5	9	0	L	16-42
2022 TOTALS		**11-6**	**3**	**22**	**7.3**	**9**	**0**	**33**	**308**	**9.3**	**30**	**0**	**5-7**	

COLLEGE 2023 GAME-BY-GAME STATISTICS (MIAMI (FL))

			RUSHING					RECEIVING						
DATE	OPPONENT	P/S	NO.	YDS.	AVG.	LG	TD	NO.	YDS.	AVG.	LG	TD	W/L	SCORE
09/01	Miami (OH)	S	0	0	0.0	0	0	1	0	0.0	0	0	W	38-3
09/09	Texas A&M	P	0	0	0.0	0	0	0	0	0.0	0	0	W	48-33
09/14	Bethune-Cookman	P	0	0	0.0	0	0	3	55	18.3	27	1	W	48-7
09/23	at Temple	P	0	0	0.0	0	0	1	28	28.0	28	0	W	41-7
10/07	Georgia Tech	S	1	4	4.0	4	0	1	9	9.0	9	0	L	20-23
10/14	at North Carolina	P	0	0	0.0	0	0	3	90	30.0	54	1	L	31-41
10/21	Clemson	S	4	87	21.8	80	0	5	36	7.2	12	0	W	28-20
10/28	Virginia	S	1	1	1.0	1	0	3	10	3.3	9	0	W	29-26
11/04	at NC State	P	0	0	0.0	0	0	0	0	0.0	0	0	L	6-20
11/11	at Florida St.	P	1	6	6.0	6	0	2	18	9.0	9	0	L	20-27
11/18	Louisville	P	2	34	17.0	34	1	3	17	5.7	11	0	L	31-38
11/24	at Boston College	P	0	0	0.0	0	0	0	0	0.0	0	0	W	45-20
12/28	Rutgers	P	0	0	0.0	0	0	0	0	0.0	0	0	L	24-31
2023 TOTALS		**13-4**	**9**	**132**	**14.7**	**80**	**1**	**22**	**263**	**12.0**	**54**	**2**	**7-6**	

COLLEGE 2024 GAME-BY-GAME STATISTICS (SMU)

			RUSHING					RECEIVING						
DATE	OPPONENT	P/S	NO.	YDS.	AVG.	LG	TD	NO.	YDS.	AVG.	LG	TD	W/L	SCORE
08/24	at Nevada	S	11	67	6.1	20	1	2	26	13.0	17	0	W	29-24
08/31	Houston Christian	P	9	108	12.0	47	2	0	0	0.0	0	0	W	59-7
09/06	BYU	S	14	75	5.4	30	0	4	21	5.3	10	0	L	15-18
09/21	TCU	P	18	127	7.1	29	3	2	24	12.0	24	1	W	66-42
09/28	Florida St.	S	17	129	7.6	20	1	3	50	16.7	33	0	W	42-16
10/05	at Louisville	P	13	52	4.0	19	0	3	17	5.7	13	0	W	34-27
10/19	at Stanford	P	8	67	8.4	40	0	1	9	9.0	9	0	W	40-10
10/26	at Duke	S	26	117	4.5	24	2	3	22	7.3	14	0	W	28-27+
11/02	Pittsburgh	S	23	161	7.0	71	2	4	21	5.3	12	1	W	48-25
11/16	Boston College	S	18	120	6.7	45	1	4	13	3.3	8	0	W	38-28
11/23	at Virginia	S	19	63	3.3	11	1	0	0	0.0	0	0	W	33-7
11/30	California	S	16	68	4.3	24	1	3	66	22.0	32	1	W	38-6
12/07	Clemson	S	24	113	4.7	20	0	6	34	5.7	10	1	L	31-34
12/21	at Penn St.	S	18	62	3.4	16	0	4	24	6.0	13	0	L	10-38
2024 TOTALS		**14-10**	**234**	**1,329**	**5.7**	**71**	**14**	**39**	**327**	**8.4**	**33**	**4**	**11-3**	

+ - Overtime

TREY SMITH

GUARD #65

TENNESSEE

5TH YEAR IN THE NFL

5TH YEAR WITH THE CHIEFS

HEIGHT:	6'6"
WEIGHT:	321 LBS
HOW ACQUIRED:	D6-21
BIRTHDAY:	6/16/99

- Smith enters his fifth season with the Chiefs in 2025.
- Originally entered the NFL as a sixth-round pick (226th overall) by the Chiefs in the 2021 NFL Draft.

Career Highlights:

As a rookie, Smith and C Creed Humphrey started all 17 regular season games in 2021, becoming the 17th and 18th players in franchise history to start all regular season games in their rookie season. Humphrey and Smith are the third pair of teammates to both start all regular season games in their rookie campaign, joining DE Sylvester Hicks and DE Art Still (16 games, 1978) and CB Brandon Carr and DL Glenn Dorsey (16 games, 2008). S Juan Thornhill was the last player to start all games in his rookie season, starting all 16 games in 2019.

Postseason Career Highlights:

- Allowed no sacks on QB Patrick Mahomes through the first two games of the 2023 playoffs, the Wild Card Game against Miami and the Divisional Round Game in Buffalo.
- Did not allow a sack on QB Patrick Mahomes in Super Bowl LVII against the Philadelphia Eagles who recorded the most sacks in the regular season (70.0).

Honors:

- 2024 Pro Bowl selection.
- 2021 PFWA All-Rookie Team.

Transactions:

Re-signed with Kansas City (7/15/25) … Re-signed with Kansas City (3/10/25) … Originally entered the NFL as a sixth-round pick (226th overall) by the Kansas City Chiefs in the 2021 NFL Draft.

COLLEGE

Appeared in 42 games with 41 starts, concluding his career with 22 straight starts with Tennessee (2017-20) … Saw action on over 2,500 career offensive snaps and allowed only one sack in his final two seasons … As a senior in 2020, started all 10 games for the Vols at left guard during the unique COVID-19 season earning second-team All-America status in the process and first-team All-SEC honors for the second straight year … Became Tennessee's first All-America recipient since Derek Barnett was named to the FWAA's second-team in 2016 … Also was the first Vol offensive lineman to be tabbed a first- or second-team All-American by any outlet since Anthony Parker in 2007 … Played 664 offensive snaps during the season and allowed only one sack … Became the first Vol true freshman to start at left tackle in over 30 years en route to Freshman All-America honors … Off the field, was a leader in the community, spearheading charity drives and was recipient of the 2019 Jason Witten Collegiate Man of the Year … Two-time SEC Community Service Team representative.

PERSONAL

- Earned All-State honors from 2015-17 while attending University School in Jackson, Tenn.
- Winner of the 2016 Bobby Dodd Award by the Touchdown Club of Atlanta.
- 2017 Under Armour All-American and 2016 USA Today/American Family Insurance All-USA first-team.
- 2016 MaxPreps Football All-American first-team offense.
- Two-time Tennessee Mr. Football, two-time District Offensive Lineman of the Year and two-time Tennessee Player of the Year.
- Hometown: Jackson, Tenn.

TREY SMITH'S NFL REGULAR SEASON STATISTICS

DATE	TEAM	GP	GS
2021	Chiefs	17	17
2022	Chiefs	16	16
2023	Chiefs	17	17
2024	Chiefs	17	17
2025	Chiefs	10	10
NFL TOTALS		77	77

TREY SMITH'S NFL POSTSEASON STATISTICS

DATE	TEAM	GP	GS
2021	Chiefs	3	3
2022	Chiefs	3	3
2023	Chiefs	4	4
2024	Chiefs	3	3
NFL TOTALS		**13**	**13**

2021 GAME-BY-GAME REGULAR-SEASON STATISTICS (CHIEFS)

DATE	OPPONENT	P/S		W/L	SCORE
09/12	Browns	S		W	33-29
09/19	at Ravens	S		L	35-36
09/26	Chargers	S		L	24-30
10/03	at Eagles	S		W	42-30
10/10	Bills	S		L	20-38
10/17	at Football Team	S		W	31-13
10/24	at Titans	S		L	3-27
11/01	Giants	S		W	20-17
11/07	Packers	S		W	13-7
11/14	at Raiders	S		W	41-14
11/21	Cowboys	S		W	19-9
12/05	Broncos	S		W	22-9
12/12	Raiders	S		W	48-9
12/16	at Chargers	S		W	34-28+
12/26	Steelers	S		W	36-10
01/02	at Bengals	S		L	31-34
01/08	at Broncos	S		W	28-24
2021 TOTALS		**17-17**		**12-5**	

+ - Overtime

2022 GAME-BY-GAME REGULAR-SEASON STATISTICS (CHIEFS)

DATE	OPPONENT	P/S		W/L	SCORE
09/11	at Cardinals	S		W	44-21
09/15	Chargers	S		W	27-24
09/25	at Colts	S		L	17-20
10/02	at Buccaneers	S		W	41-31
10/10	Raiders		INACTIVE	W	30-29
10/16	Bills	S		L	20-24
10/23	at 49ers	S		W	44-23
11/06	Titans	S		W	20-17+
11/13	Jaguars	S		W	27-17
11/20	at Chargers	S		W	30-27
11/27	Rams	S		W	26-10
12/04	at Bengals	S		L	24-27
12/11	at Broncos	S		W	34-28
12/18	at Texans	S		W	30-24+
12/24	Seahawks	S		W	24-10
01/01	Broncos	S		W	27-24
01/07	at Raiders	S		W	31-13
2022 TOTALS		**16-16**		**14-3**	

+ - Overtime

2023 GAME-BY-GAME REGULAR-SEASON STATISTICS (CHIEFS)

DATE	OPPONENT	P/S		W/L	SCORE
09/07	Lions	S		L	20-21
09/17	at Jaguars	S		W	17-9
09/24	Bears	S		W	41-10
10/01	at Jets	S		W	23-20
10/08	at Vikings	S		W	27-20
10/12	Broncos	S		W	19-8
10/22	Chargers	S		W	31-17
10/29	at Broncos	S		L	9-24
11/05	Dolphins	S		W	21-14
11/20	Eagles	S		L	17-21
11/26	at Raiders	S		W	31-17
12/03	at Packers	S		L	19-27
12/10	Bills	S		L	17-20
12/17	at Patriots	S		W	27-17
12/25	Raiders	S		L	14-20
12/31	Bengals	S		W	25-17
01/07	at Chargers	S		W	13-12
2023 TOTALS		**17-17**		**11-6**	

2024 GAME-BY-GAME REGULAR-SEASON STATISTICS (CHIEFS)

DATE	OPPONENT	P/S		W/L	SCORE
09/05	Ravens	S		W	27-20
09/15	Bengals	S		W	26-25
09/22	at Falcons	S		W	22-17
09/29	at Chargers	S		W	17-10
10/07	Saints	S		W	26-13
10/20	at 49ers	S		W	28-18
10/27	at Raiders	S		W	27-20
11/04	Buccaneers	S		W	30-24+
11/10	Broncos	S		W	16-14
11/17	at Bills	S		L	21-30
11/24	at Panthers	S		W	30-27
11/29	Raiders	S		W	19-17
12/08	Chargers	S		W	19-17
12/15	at Browns	S		W	21-7
12/21	Texans	S		W	27-19
12/25	at Steelers	S		W	29-10
01/05	at Broncos	S		L	0-38
2024 TOTALS		**17-17**		**15-2**	

+ - Overtime

2025 GAME-BY-GAME REGULAR-SEASON STATISTICS (CHIEFS)

DATE	OPPONENT	P/S		W/L	SCORE
09/05	at Chargers	S		L	21-27
09/14	Eagles	S		L	17-20
09/21	at Giants	S		W	22-9
09/28	Ravens	S		W	37-20
10/06	at Jaguars	S		L	28-31
10/12	Lions	S		W	30-17
10/19	Raiders	S		W	31-0
10/27	Commanders		INACTIVE	W	28-7
11/02	at Bills	S		L	21-28
11/16	at Broncos	S		L	19-22
11/23	Colts	S		W	23-20+
11/27	at Cowboys		INACTIVE	L	28-31
12/07	Texans		INACTIVE	L	10-20
2025 TOTALS		**10-10**		**6-7**	

+ - Overtime

2021 GAME-BY-GAME POSTSEASON STATISTICS (CHIEFS)

DATE	OPPONENT	P/S		W/L	SCORE
01/16	Steelers	S		W	42-21
01/23	Bills	S		W	42-36+
01/30	Bengals	S		L	24-27+
2021 TOTALS		**3-3**		**2-1**	

+ - Overtime

2022 GAME-BY-GAME POSTSEASON STATISTICS (CHIEFS)

DATE	OPPONENT	P/S		W/L	SCORE
01/21	Jaguars	S		W	27-20
01/29	Bengals	S		W	23-20
02/12	at Eagles	S		W	38-35
2022 TOTALS		**3-3**		**3-0**	

2023 GAME-BY-GAME POSTSEASON STATISTICS (CHIEFS)

DATE	OPPONENT	P/S		W/L	SCORE
01/13	Dolphins	S		W	26-7
01/21	at Bills	S		W	27-24
01/28	at Ravens	S		W	17-10
02/11	49ers	S		W	25-22+
2023 TOTALS		**4-4**		**4-0**	

+ - Overtime

2024 GAME-BY-GAME POSTSEASON STATISTICS (CHIEFS)

DATE	OPPONENT	P/S		W/L	SCORE
01/18	Texans	S		W	23-14
01/26	Bills	S		W	32-29
02/09	at Eagles	S		L	22-40
2024 TOTALS		**3-3**		**2-1**	

TREY SMITH'S COLLEGE STATISTICS

DATE	TEAM	GP	GS
2017	Tennessee	12	12
2018	Tennessee	7	7
2019	Tennessee	13	12
2020	Tennessee	10	10
TOTALS		**42**	**41**

COLLEGE 2017 GAME-BY-GAME STATISTICS (TENNESSEE)

DATE	OPPONENT	P/S	W/L	SCORE
09/04	at Georgia Tech	S	W	42-41+
09/09	Indiana St.	S	W	42-7
09/16	at Florida	S	L	20-26
09/23	Massachusetts	S	W	17-13
09/30	Georgia	S	L	0-41
10/14	South Carolina	S	L	9-15
10/21	at Alabama	S	L	7-45
10/28	at Kentucky	S	L	26-29
11/04	Southern Miss.	S	W	24-10
11/11	at Missouri	S	L	17-50
11/18	LSU	S	L	10-30
11/25	Vanderbilt	S	L	24-42
2017 TOTALS		**12-12**	**4-8**	

+ - Overtime

COLLEGE 2018 GAME-BY-GAME STATISTICS (TENNESSEE)

DATE	OPPONENT	P/S	W/L	SCORE
09/01	West Virginia	S	L	14-40
09/08	ETSU	S	W	59-3
09/15	UTEP	S	W	24-0
09/21	Florida	S	L	21-47
09/28	at Georgia	S	L	12-38
10/12	at Auburn	S	W	30-24
10/19	Alabama	S	L	21-58
2018 TOTALS		**7-7**	**3-4**	

COLLEGE 2019 GAME-BY-GAME STATISTICS (TENNESSEE)

DATE	OPPONENT	P/S	W/L	SCORE
08/31	Georgia St.	P	L	30-38
09/07	BYU	S	L	26-29
09/14	Chattanooga	S	W	45-0
09/21	at Florida	S	L	3-34
10/05	Georgia	S	L	14-43
10/12	Mississippi St.	S	W	20-10
10/19	at Alabama	S	L	13-35
10/26	South Carolina	S	W	41-21
11/02	UAB	S	W	30-7
11/09	at Kentucky	S	W	17-13
11/23	at Missouri	S	W	24-20
11/30	Vanderbilt	S	W	28-10
01/02	Indiana	S	W	23-22
2019 TOTALS		**13-12**	**8-5**	

COLLEGE 2020 GAME-BY-GAME STATISTICS (TENNESSEE)

DATE	OPPONENT	P/S	W/L	SCORE
09/26	at South Carolina	S	W	31-27
10/03	Missouri	S	W	35-12
10/10	at Georgia	S	L	21-44
10/17	Kentucky	S	L	7-34
10/24	Alabama	S	L	17-48
11/07	at Arkansas	S	L	13-24
11/21	at Auburn	S	L	17-30
12/05	Florida	S	L	19-31
12/12	at Vanderbilt	S	W	42-17
12/19	Texas A&M	S	L	13-34
2020 TOTALS		**10-10**	**3-7**	

JUJU SMITH-SCHUSTER

'18 PRO BOWL

22

WIDE RECEIVER #9

USC

8TH YEAR IN THE NFL

3RD YEAR WITH THE CHIEFS

HEIGHT:	6'1"
WEIGHT:	215 LBS
HOW ACQUIRED:	FA-25
BIRTHDAY:	11/22/96

- Smith-Schuster enters his third season with the Chiefs in 2025 after spending time with the team in 2024 and 2022.
- Originally entered the NFL as the second-round pick (62nd overall) by the Pittsburgh Steelers in the 2017 NFL Draft.

Career Highlights:

- Trailed only TE Travis Kelce in receiving yards and receptions for the Chiefs in 2022.
- Fourth-youngest player in NFL history to reach 3,000 career receiving yards and 20 career receiving TDs. 23 years, 310 days, when he reached the mark, Smith-Schuster passed Odell Beckham Jr. (23 years, 325 days).
- Only NFL player since the 1970 AFL-NFL merger to register at least 250 receptions, 3,300 receiving yards and 21 receiving TDs before his 24th birthday.
- At 24 years and 37 days old (at the time of the game), Smith-Schuster surpassed Larry Fitzgerald (24 years, 86 days) as the second-youngest player to reach 300 career receptions in NFL history.
- First wide receiver in NFL history to post 12 100-yard receiving games prior to their 23rd birthday – besting the previous record of 11 (Randy Moss, Minnesota Vikings).
- First wide receiver in NFL history to record 200 career receptions before his 23rd birthday.
- Third player in NFL history to register 250 career receptions before his 24th birthday.
- His 265 receptions were the second most by a player before his 24th birthday since the 1970 AFL-NFL merger.
- Youngest player in NFL history to reach 2,500 career receiving yards.
- Set single-season highs with 1,426 receiving yards (fifth-most by a Steeler in a single season), the first 1,000 receiving yard season of his NFL career, 1,439 scrimmage yards and 111 catches (fourth-most by a Steeler in a single season) in 2018.
- Eclipsed 1,500 receiving yards in his 21st game, setting a Steelers franchise record for the fewest games to the milestone (Louis Lipps, 23).
- Third Steeler in franchise history to record at least 100 catches in a season, (Antonio Brown: six seasons, Hines Ward: one season).
- Set a Steeler franchise record for the fewest games played to reach 100 catches (20), reaching the mark on Oct. 14, 2018.
- Set a Steeler franchise record for the fewest games played to reach 150 catches (28), reaching the mark on Dec. 16, 2018.
- Totaled at least 100 receiving yards in eight games in 2018, which tied as the second-most by a Steeler in a single season with Antonio Brown (2014 and 2017). (Record: Antonio Brown, 2015: 9)
- Totaled 1,972 receiving yards in the first 25 games of his career, the fourth-most by an NFL player since the 1970 AFL-NFL merger.
- Recorded the fifth-most receptions (169), 10th-most receiving yards (2,343) and tied with Randy Moss for the fourth-most 100-receiving yard games (11) in a player's first two seasons in NFL history.
- Amassed five TD catches before turning 21, the most in NFL history by a player before his 21st birthday (turned 21 on Nov. 22, 2018).
- First Steelers rookie - and just the fourth NFL rookie - to earn Offensive and Special Teams Player of the Week honors, joining Eddie Kennison (1996), Reggie Bush (2006) and Tyreek Hill (2016).
- Recorded the most receiving yards by a rookie in franchise history (917).
- At 20 years old in 2017, he became the youngest player to score a touchdown in the NFL since 1964 (Chicago's Andy Livingston) and the youngest NFL player to catch a touchdown pass since 1930 (Green Bay's Arnie Herber).

Honors:

- 2018 Pro Bowl selection.
- 2017 Weeks 8 and 17 AFC Offensive Player of the Week.
- 2017 PFWA All-Rookie Team.

Transactions:

Re-signed with Kansas City (3/16/25) ... Signed by Kansas City (8/26/24) ... Cut by New England (8/9/24) ... Signed by New England (3/16/23) ... Signed with Kansas City (3/21/22) ... Re-signed with Pittsburgh (3/19/21) ... Originally entered the NFL as the second-round pick (62nd overall) by the Pittsburgh Steelers in the 2017 NFL Draft.

COLLEGE

Three-year letterman who saw action in 40 games with 39 starts at USC (2014-16) ... Totaled 213 receptions for 3,092 yards with 25 TD receptions ... His 213 receptions were the fourth-most in school history at the time ... 12 100-yard receiving games ... Named first-team All-Pac 12 in 2015 and earned second-team All-Pac-12 honors in 2014 and 2016 ... 10 TD receptions in back-to-back seasons (2015-16) ... As a sophomore in 2015, earned second-team All-America honors by the AP, SI.com and Sporting News, as he led the Pac-12 in receiving yards (1,454), which were the third-most in single-season school history.

PERSONAL

- Attended Long Beach Polytechnic HS (Long Beach, Calif.).
- Played wide receiver and safety.
- As a senior, named to the Prep Star All-American Dream Team, and named Cal-Hi Sports All-State first-team, All-CIF Pac-5 Division, Los Angeles Times All-Area, Orange County Register Fab 15 first-team, Long Beach Press-Telegram Dream Team and All-Moore League Player of the Year.
- As a junior, named Cal-Hi Sports California Junior of the Year and named Cal Hi Sports All-State first-team, Cal-Hi Sports All-State Junior first-team, Max Preps All-State Division I first-team, All-CIF Pac-5 Division Co-Offensive Player of the Year, Los Angeles Times All-Area and Long Beach Press Telegram All-Area Player of the Year.
- Full name: John "JuJu" Smith-Schuster.

JUJU SMITH-SCHUSTER'S NFL REGULAR SEASON RUSHING/RECEIVING STATISTICS

				RECEIVING					RUSHING				
DATE	TEAM	GP	GS	NO.	YDS.	AVG.	LG	TD	NO.	YDS.	AVG.	LG	TD
2017	Steelers	14	7	58	917	15.8	97t	7	0	0	0.0	0	0
2018	Steelers	16	13	111	1,426	12.8	97t	7	1	13	13.0	13	0
2019	Steelers	12	12	42	552	13.1	76t	3	0	0	0.0	0	0
2020	Steelers	16	14	97	831	8.6	31t	9	0	0	0.0	0	0
2021	Steelers	5	5	15	129	8.6	24	0	3	9	3.0	3t	1
2022	Chiefs	16	14	78	933	12.0	53	3	0	0	0.0	0	0
2023	Patriots	11	7	29	260	9.0	37	1	0	0	0.0	0	0
2024	Chiefs	14	8	18	231	12.8	50	2	0	0	0.0	0	0
2025	Chiefs	13	8	27	304	11.3	30	1	0	0	0.0	0	0
NFL TOTALS		**117**	**88**	**475**	**5,583**	**11.8**	**97T**	**33**	**4**	**22**	**5.5**	**13**	**1**

JUJU SMITH-SCHUSTER'S NFL POSTSEASON RUSHING/RECEIVING STATISTICS

				RECEIVING					RUSHING				
DATE	TEAM	GP	GS	NO.	YDS.	AVG.	LG	TD	NO.	YDS.	AVG.	LG	TD
2017	Steelers	1	1	3	5	1.7	4t	1	0	0	0.0	0	0
2020	Steelers	1	1	13	157	12.1	33	1	0	0	0.0	0	0
2021	Steelers	1	1	5	26	5.2	7	0	0	0	0.0	0	0
2022	Chiefs	3	2	10	89	8.9	16	0	0	0	0.0	0	0
2024	Chiefs	3	3	4	76	19.0	31	0	0	0	0.0	0	0
NFL TOTALS		**9**	**8**	**35**	**353**	**10.1**	**33**	**2**	**0**	**0**	**0.0**	**0**	**0**

JUJU SMITH-SCHUSTER'S NFL REGULAR SEASON RETURN STATISTICS

		KICKOFF RETURNS					PUNT RETURNS					
DATE	TEAM	RET.	YDS.	AVG.	LG	TD	NO.	FC	YDS.	AVG.	LG	TD
2017	Steelers	9	240	26.7	96t	1	0	0	0	0.0	0	0
2018	Steelers	0	0	0.0	0	0	0	0	0	0.0	0	0
2019	Steelers	0	0	0.0	0	0	0	0	0	0.0	0	0
2020	Steelers	0	0	0.0	0	0	0	0	0	0.0	0	0
2021	Steelers	0	0	0.0	0	0	0	0	0	0.0	0	0
2022	Chiefs	0	0	0.0	0	0	0	0	0	0.0	0	0
2023	Patriots	0	0	0.0	0	0	0	0	0	0.0	0	0
2024	Chiefs	0	0	0.0	0	0	0	0	0	0.0	0	0
2025	Chiefs	0	0	0.0	0	0	0	0	0	0.0	0	0
NFL TOTALS		**9**	**240**	**26.7**	**96T**	**1**	**0**	**0**	**0**	**0.0**	**0**	**0**

JUJU SMITH-SCHUSTER'S NFL POSTSEASON RETURN STATISTICS

		KICKOFF RETURNS					PUNT RETURNS					
DATE	TEAM	RET.	YDS.	AVG.	LG	TD	NO.	FC	YDS.	AVG.	LG	TD
2017	Steelers	1	23	23.0	23	0	0	0	0	0.0	0	0
2020	Steelers	0	0	0.0	0	0	0	0	0	0.0	0	0
2021	Steelers	0	0	0.0	0	0	0	0	0	0.0	0	0
2022	Chiefs	0	0	0.0	0	0	0	0	0	0.0	0	0
2024	Chiefs	0	0	0.0	0	0	0	0	0	0.0	0	0
NFL TOTALS		**1**	**23**	**23.0**	**23**	**0**	**0**	**0**	**0**	**0.0**	**0**	**0**

SINGLE-GAME HIGHS: RUSHING/RECEIVING

Rush Attempts	2 vs. Denver, Oct 10, 2021
	1 vs. Las Vegas, Sep 19, 2021
	1 vs. Carolina, Nov 08, 2018
Rushing Yards	13 vs. Carolina, Nov 08, 2018
	6 vs. Denver, Oct 10, 2021
	3 vs. Las Vegas, Sep 19, 2021
Longest Runs	13 vs. Carolina, Nov 08, 2018
	3 vs. Denver, Oct 10, 2021
	3 vs. Denver, Oct 10, 2021
	3t vs. Las Vegas, Sep 19, 2021
Rushing TDs	1 vs. Las Vegas, Sep 19, 2021
Receptions	13 at Denver, Nov 25, 2018
	13 vs. Kansas City, Sep 16, 2018
	11 at New Orleans, Dec 23, 2018
	10 at Houston, Dec 18, 2022
	10 vs. Tennessee, Nov 06, 2022
Receiving Yards	193 at Detroit, Oct 29, 2017
	189 at Denver, Nov 25, 2018
	143 vs. Cleveland, Dec 31, 2017
	130 vs. New Orleans, Oct 07, 2024
	130 at Oakland, Dec 09, 2018
Receiving Average	30.0 vs. Carolina, Nov 08, 2018
	27.6 at Detroit, Oct 29, 2017
	27.0 at San Francisco, Sep 22, 2019
	23.8 at Cleveland, Sep 09, 2018
	22.6 vs. Buffalo, Oct 16, 2022
Longest Receptions	97t at Denver, Nov 25, 2018
	97t at Detroit, Oct 29, 2017
	76t at San Francisco, Sep 22, 2019
	75t vs. Carolina, Nov 08, 2018
	69 vs. New England, Dec 17, 2017
Receiving TDs	2 at N.Y. Giants, Sep 14, 2020
	2 at Oakland, Dec 09, 2018
	1 vs. Baltimore, Sep 28, 2025
	1 at Cleveland, Dec 15, 2024
	...27 more at 1.

All-Purpose Yards	265 vs. Cleveland, Dec 31, 2017
	193 at Detroit, Oct 29, 2017
	189 at Denver, Nov 25, 2018
	163 vs. New England, Dec 17, 2017
	130 vs. New Orleans, Oct 07, 2024
	...1 more at 130.
Kickoff Returns	2 vs. Cleveland, Dec 31, 2017
	2 vs. New England, Dec 17, 2017
	1 at Indianapolis, Nov 12, 2017
	1 at Kansas City, Oct 15, 2017
	...3 more at 1.
Kickoff Return Yards	122 vs. Cleveland, Dec 31, 2017
	49 vs. New England, Dec 17, 2017
	25 at Indianapolis, Nov 12, 2017
	20 vs. Minnesota, Sep 17, 2017
	11 at Kansas City, Oct 15, 2017
Longest Kickoff Return	96t vs. Cleveland, Dec 31, 2017
	27 vs. New England, Dec 17, 2017
	26 vs. Cleveland, Dec 31, 2017
	25 at Indianapolis, Nov 12, 2017
	22 vs. New England, Dec 17, 2017
Kickoff Return TDs	1 vs. Cleveland, Dec 31, 2017
Most TDs	2 at N.Y. Giants, Sep 14, 2020
	2 at Oakland, Dec 09, 2018
	2 vs. Cleveland, Dec 31, 2017
	1 vs. Baltimore, Sep 28, 2025
	...28 more at 1.
Miscellaneous Tackles	2 vs. Jacksonville, Oct 08, 2017
	1 at Buffalo, Nov 17, 2024
	1 vs. Washington, Nov 05, 2023
	1 at Dallas, Oct 01, 2023
	...12 more at 1.
Longest Own Fumble Return	1 vs. L.A. Chargers, Dec 03, 2023

SINGLE-GAME HIGHS – POSTSEASON: RUSHING/RECEIVING

Receptions	13 vs. Cleveland, Jan 10, 2021
	7 at Philadelphia, Feb 12, 2023
	5 at Kansas City, Jan 16, 2022
	3 vs. Jacksonville, Jan 14, 2018
	2 at Philadelphia, Feb 09, 2025
	...2 more at 2.
Receiving Yards	157 vs. Cleveland, Jan 10, 2021
	60 vs. Buffalo, Jan 26, 2025
	53 at Philadelphia, Feb 12, 2023
	29 vs. Jacksonville, Jan 21, 2023
	26 at Kansas City, Jan 16, 2022
Receiving Average	12.1 vs. Cleveland, Jan 10, 2021
	7.6 at Philadelphia, Feb 12, 2023
	5.2 at Kansas City, Jan 16, 2022
	1.7 vs. Jacksonville, Jan 14, 2018
Longest Receptions	33 vs. Cleveland, Jan 10, 2021
	31 vs. Buffalo, Jan 26, 2025
	29 vs. Buffalo, Jan 26, 2025
	27 vs. Cleveland, Jan 10, 2021
	25 vs. Cleveland, Jan 10, 2021
Receiving TDs	1 vs. Cleveland, Jan 10, 2021
	1 vs. Jacksonville, Jan 14, 2018

All-Purpose Yards	157 vs. Cleveland, Jan 10, 2021
	60 vs. Buffalo, Jan 26, 2025
	53 at Philadelphia, Feb 12, 2023
	29 vs. Jacksonville, Jan 21, 2023
	28 vs. Jacksonville, Jan 14, 2018
Kickoff Returns	1 vs. Jacksonville, Jan 14, 2018
Kickoff Return Yards	23 vs. Jacksonville, Jan 14, 2018
Longest Kickoff Return	23 vs. Jacksonville, Jan 14, 2018
Most TDs	1 vs. Cleveland, Jan 10, 2021
	1 vs. Jacksonville, Jan 14, 2018

100-YARD RECEIVING GAMES (15): REGULAR SEASON

DATE	TEAM	NO.	YDS.	AVG.	LG	TD
10/29/17	at Lions	7	193	27.6	97t	1
12/17/17	PATRIOTS	6	114	19.0	69	0
12/31/17	BROWNS	9	143	15.9	46	1
09/09/18	at Browns	5	119	23.8	67	0
09/16/18	CHIEFS	13	121	9.3	21	1
09/24/18	at Buccaneers	9	116	12.9	43	0
10/14/18	at Bengals	7	111	15.9	29	0
11/18/18	at Jaguars	8	104	13.0	35	0
11/25/18	at Broncos	13	189	14.5	97t	1
12/09/18	at Raiders	8	130	16.3	43	2
12/23/18	at Saints	11	115	10.5	23	0
10/28/19	DOLPHINS	5	103	20.6	34	1
10/16/22	BILLS	5	113	22.6	42t	1
10/23/22	at 49ers	7	124	17.7	45t	1
10/07/24	SAINTS	7	130	18.6	50	0

100-YARD RECEIVING GAMES (1): POSTSEASON

DATE	TEAM	NO.	YDS.	AVG.	LG	TD
01/10/21	BROWNS	13	157	12.1	33	1

2017 GAME-BY-GAME REGULAR-SEASON STATISTICS (STEELERS)

			RECEIVING					RUSHING						
DATE	OPPONENT	P/S	NO.	YDS.	AVG.	LG	TD	NO.	YDS.	AVG.	LG	TD	W/L	SCORE
09/10	at Browns	S	0	0	0.0	0	0	0	0	0.0	0	0	W	21-18
09/17	Vikings	P	3	16	5.3	9	1	0	0	0.0	0	0	W	26-9
09/24	at Bears	P	2	39	19.5	25	0	0	0	0.0	0	0	L	17-23+
10/01	at Ravens	P	3	47	15.7	19	1	0	0	0.0	0	0	W	26-9
10/08	Jaguars	P	4	58	14.5	21	0	0	0	0.0	0	0	L	9-30
10/15	at Chiefs	P	3	32	10.7	15	0	0	0	0.0	0	0	W	19-13
10/22	Bengals	P	2	39	19.5	31t	1	0	0	0.0	0	0	W	29-14
10/29	at Lions	S	7	193	27.6	97t	1	0	0	0.0	0	0	W	20-15
11/12	at Colts	S	5	97	19.4	44	1	0	0	0.0	0	0	W	20-17
11/16	Titans	S	4	47	11.8	18	0	0	0	0.0	0	0	W	40-17
11/26	Packers						INACTIVE						W	31-28
12/04	at Bengals	P	4	17	4.3	7	0	0	0	0.0	0	0	W	23-20
12/10	Ravens						DID NOT PLAY						W	39-38
12/17	Patriots	S	6	114	19.0	69	0	0	0	0.0	0	0	L	24-27
12/25	at Texans	S	6	75	12.5	49	1	0	0	0.0	0	0	W	34-6
12/31	Browns	S	9	143	15.9	46	1	0	0	0.0	0	0	W	28-24
2017 TOTALS		**14-7**	**58**	**917**	**15.8**	**97T**	**7**	**0**	**0**	**0.0**	**0**	**0**	**13-3**	

+ - Overtime

2018 GAME-BY-GAME REGULAR-SEASON STATISTICS (STEELERS)

			RECEIVING					RUSHING						
DATE	OPPONENT	P/S	NO.	YDS.	AVG.	LG	TD	NO.	YDS.	AVG.	LG	TD	W/L/T	SCORE
09/09	at Browns	P	5	119	23.8	67	0	0	0	0.0	0	0	T	21-21
09/16	Chiefs	S	13	121	9.3	21	1	0	0	0.0	0	0	L	37-42
09/24	at Buccaneers	S	9	116	12.9	43	0	0	0	0.0	0	0	W	30-27
09/30	Ravens	S	4	60	15.0	38	0	0	0	0.0	0	0	L	14-26
10/07	Falcons	S	4	34	8.5	18t	1	0	0	0.0	0	0	W	41-17
10/14	at Bengals	S	7	111	15.9	29	0	0	0	0.0	0	0	W	28-21
10/28	Browns	P	4	33	8.3	19	0	0	0	0.0	0	0	W	33-18
11/04	at Ravens	S	7	78	11.1	22	0	0	0	0.0	0	0	W	23-16
11/08	Panthers	S	3	90	30.0	75t	1	1	13	13.0	13	0	W	52-21
11/18	at Jaguars	S	8	104	13.0	35	0	0	0	0.0	0	0	W	20-16
11/25	at Broncos	S	13	189	14.5	97t	1	0	0	0.0	0	0	L	17-24
12/02	Chargers	S	6	49	8.2	16	0	0	0	0.0	0	0	L	30-33
12/09	at Raiders	P	8	130	16.3	43	2	0	0	0.0	0	0	L	21-24
12/16	Patriots	S	4	40	10.0	22	0	0	0	0.0	0	0	W	17-10
12/23	at Saints	S	11	115	10.5	23	0	0	0	0.0	0	0	L	28-31
12/30	Bengals	S	5	37	7.4	12	1	0	0	0.0	0	0	W	16-13
2018 TOTALS		**16-13**	**111**	**1,426**	**12.8**	**97T**	**7**	**1**	**13**	**13.0**	**13**	**0**	**9-6-1**	

2019 GAME-BY-GAME REGULAR-SEASON STATISTICS (STEELERS)

			RECEIVING					RUSHING						
DATE	OPPONENT	P/S	NO.	YDS.	AVG.	LG	TD	NO.	YDS.	AVG.	LG	TD	W/L	SCORE
09/08	at Patriots	S	6	78	13.0	26	0	0	0	0.0	0	0	L	3-33
09/15	Seahawks	S	5	84	16.8	45	0	0	0	0.0	0	0	L	26-28
09/22	at 49ers	S	3	81	27.0	76t	1	0	0	0.0	0	0	L	20-24
09/30	Bengals	S	3	15	5.0	9	0	0	0	0.0	0	0	W	27-3
10/06	Ravens	S	7	75	10.7	35t	1	0	0	0.0	0	0	L	23-26+
10/13	at Chargers	S	1	7	7.0	7	0	0	0	0.0	0	0	W	24-17
10/28	Dolphins	S	5	103	20.6	34	1	0	0	0.0	0	0	W	27-14
11/03	Colts	S	3	16	5.3	12	0	0	0	0.0	0	0	W	26-24
11/10	Rams	S	3	44	14.7	20	0	0	0	0.0	0	0	W	17-12
11/14	at Browns	S	2	21	10.5	16	0	0	0	0.0	0	0	L	7-21
11/24	at Bengals						INACTIVE						W	16-10
12/01	Browns						INACTIVE						W	20-13
12/08	at Cardinals						INACTIVE						W	23-17
12/15	Bills						INACTIVE						L	10-17
12/22	at Jets	S	2	22	11.0	14	0	0	0	0.0	0	0	L	10-16
12/29	at Ravens	S	2	6	3.0	11	0	0	0	0.0	0	0	L	10-28
2019 TOTALS		**12-12**	**42**	**552**	**13.1**	**76T**	**3**	**0**	**0**	**0.0**	**0**	**0**	**8-8**	

+ - Overtime

2020 GAME-BY-GAME REGULAR-SEASON STATISTICS (STEELERS)

			RECEIVING					RUSHING						
DATE	OPPONENT	P/S	NO.	YDS.	AVG.	LG	TD	NO.	YDS.	AVG.	LG	TD	W/L	SCORE
09/14	at Giants	S	6	69	11.5	17	2	0	0	0.0	0	0	W	26-16
09/20	Broncos	S	7	48	6.9	18	0	0	0	0.0	0	0	W	26-21
09/27	Texans	S	4	43	10.8	26t	1	0	0	0.0	0	0	W	28-21
10/11	Eagles	S	4	28	7.0	14	0	0	0	0.0	0	0	W	38-29
10/18	Browns	S	2	6	3.0	5	0	0	0	0.0	0	0	W	38-7
10/25	at Titans	S	9	85	9.4	28	0	0	0	0.0	0	0	W	27-24
11/01	at Ravens	S	7	67	9.6	24	0	0	0	0.0	0	0	W	28-24
11/08	at Cowboys	S	6	93	15.5	31t	1	0	0	0.0	0	0	W	24-19
11/15	Bengals	S	9	77	8.6	24	1	0	0	0.0	0	0	W	36-10
11/22	at Jaguars	S	4	19	4.8	9	0	0	0	0.0	0	0	W	27-3
12/02	Ravens	S	8	37	4.6	11	1	0	0	0.0	0	0	W	19-14
12/07	Football Team	P	7	28	4.0	9	0	0	0	0.0	0	0	L	17-23
12/13	at Bills	S	6	55	9.2	20	1	0	0	0.0	0	0	L	15-26
12/21	at Bengals	S	3	15	5.0	21	0	0	0	0.0	0	0	L	17-27
12/27	Colts	S	9	96	10.7	25t	1	0	0	0.0	0	0	W	28-24
01/03	at Browns	P	6	65	10.8	26	1	0	0	0.0	0	0	L	22-24
2020 TOTALS		**16-14**	**97**	**831**	**8.6**	**31T**	**9**	**0**	**0**	**0.0**	**0**	**0**	**12-4**	

2021 GAME-BY-GAME REGULAR-SEASON STATISTICS (STEELERS)

			RECEIVING					RUSHING						
DATE	OPPONENT	P/S	NO.	YDS.	AVG.	LG	TD	NO.	YDS.	AVG.	LG	TD	W/L/T	SCORE
09/12	at Bills	S	4	52	13.0	24	0	0	0	0.0	0	0	W	23-16
09/19	Raiders	S	6	41	6.8	17	0	1	3	3.0	3t	1	L	17-26
09/26	Bengals	S	3	25	8.3	16	0	0	0	0.0	0	0	L	10-24
10/03	at Packers	S	2	11	5.5	9	0	0	0	0.0	0	0	L	17-27
10/10	Broncos	S	0	0	0.0	0	0	2	6	3.0	3	0	W	27-19
10/17	Seahawks						RESERVE/INJURED						W	23-20+
10/31	at Browns						RESERVE/INJURED						W	15-10
11/08	Bears						RESERVE/INJURED						W	29-27
11/14	Lions						RESERVE/INJURED						T	16-16
11/21	at Chargers						RESERVE/INJURED						L	37-41
11/28	at Bengals						RESERVE/INJURED						L	10-41
12/05	Ravens						RESERVE/INJURED						W	20-19
12/09	at Vikings						RESERVE/INJURED						L	28-36
12/19	Titans						RESERVE/INJURED						W	19-13
12/26	at Chiefs						RESERVE/INJURED						L	10-36
01/03	Browns						RESERVE/INJURED						W	26-14
01/09	at Ravens						RESERVE/INJURED						W	16-13+
2021 TOTALS		**5-5**	**15**	**129**	**8.6**	**24**	**0**	**3**	**9**	**3.0**	**3T**	**1**	**9-7-1**	

+ - Overtime

2022 GAME-BY-GAME REGULAR-SEASON STATISTICS (CHIEFS)

			RECEIVING					RUSHING						
DATE	OPPONENT	P/S	NO.	YDS.	AVG.	LG	TD	NO.	YDS.	AVG.	LG	TD	W/L	SCORE
09/11	at Cardinals	S	6	79	13.2	20	0	0	0	0.0	0	0	W	44-21
09/15	Chargers	S	3	10	3.3	4	0	0	0	0.0	0	0	W	27-24
09/25	at Colts	S	5	89	17.8	53	0	0	0	0.0	0	0	L	17-20
10/02	at Buccaneers	S	5	46	9.2	19	0	0	0	0.0	0	0	W	41-31
10/10	Raiders	S	3	33	11.0	13	0	0	0	0.0	0	0	W	30-29
10/16	Bills	S	5	113	22.6	42t	1	0	0	0.0	0	0	L	20-24
10/23	at 49ers	S	7	124	17.7	45t	1	0	0	0.0	0	0	W	44-23
11/06	Titans	S	10	88	8.8	17	0	0	0	0.0	0	0	W	20-17+
11/13	Jaguars	S	2	33	16.5	25	0	0	0	0.0	0	0	W	27-17
11/20	at Chargers						INACTIVE						W	30-27
11/27	Rams	P	3	38	12.7	15	0	0	0	0.0	0	0	W	26-10
12/04	at Bengals	S	3	35	11.7	18	0	0	0	0.0	0	0	L	24-27
12/11	at Broncos	S	9	74	8.2	20	1	0	0	0.0	0	0	W	34-28
12/18	at Texans	S	10	88	8.8	19	0	0	0	0.0	0	0	W	30-24+
12/24	Seahawks	P	3	27	9.0	13	0	0	0	0.0	0	0	W	24-10
01/01	Broncos	S	2	21	10.5	11	0	0	0	0.0	0	0	W	27-24
01/07	at Raiders	S	2	35	17.5	28	0	0	0	0.0	0	0	W	31-13
2022 TOTALS		**16-14**	**78**	**933**	**12.0**	**53**	**3**	**0**	**0**	**0.0**	**0**	**0**	**14-3**	

+ - Overtime

2023 GAME-BY-GAME REGULAR-SEASON STATISTICS (PATRIOTS)

			RECEIVING					RUSHING						
DATE	OPPONENT	P/S	NO.	YDS.	AVG.	LG	TD	NO.	YDS.	AVG.	LG	TD	W/L	SCORE
09/10	Eagles	S	4	33	8.3	15	0	0	0	0.0	0	0	L	20-25
09/17	Dolphins	P	5	28	5.6	12	0	0	0	0.0	0	0	L	17-24
09/24	at Jets	S	1	5	5.0	5	0	0	0	0.0	0	0	W	15-10
10/01	at Cowboys	P	1	14	14.0	14	0	0	0	0.0	0	0	L	3-38
10/08	Saints	S	3	6	2.0	3	0	0	0	0.0	0	0	L	0-34
10/15	at Raiders						INACTIVE						L	17-21
10/22	Bills						INACTIVE						W	29-25
10/29	at Dolphins	P	1	3	3.0	3t	1	0	0	0.0	0	0	L	17-31
11/05	Commanders	P	6	51	8.5	20	0	0	0	0.0	0	0	L	17-20
11/12	Colts	S	1	9	9.0	9	0	0	0	0.0	0	0	L	6-10
11/26	at Giants	S	2	10	5.0	5	0	0	0	0.0	0	0	L	7-10
12/03	Chargers	S	1	11	11.0	11	0	0	0	0.0	0	0	L	0-6
12/07	at Steelers	S	4	90	22.5	37	0	0	0	0.0	0	0	W	21-18
12/17	Chiefs						INACTIVE						L	17-27
12/24	at Broncos						INACTIVE						W	26-23
12/31	at Bills						DID NOT PLAY						L	21-27
01/07	Jets						DID NOT PLAY						L	3-17
2023 TOTALS		**11-7**	**29**	**260**	**9.0**	**37**	**1**	**0**	**0**	**0.0**	**0**	**0**	**4-13**	

2024 GAME-BY-GAME REGULAR-SEASON STATISTICS (CHIEFS)

			RECEIVING					RUSHING						
DATE	OPPONENT	P/S	NO.	YDS.	AVG.	LG	TD	NO.	YDS.	AVG.	LG	TD	W/L	SCORE
09/05	Ravens	S	0	0	0.0	0	0	0	0	0.0	0	0	W	27-20
09/15	Bengals	P	0	0	0.0	0	0	0	0	0.0	0	0	W	26-25
09/22	at Falcons	P	2	17	8.5	13t	1	0	0	0.0	0	0	W	22-17
09/29	at Chargers	P	0	0	0.0	0	0	0	0	0.0	0	0	W	17-10
10/07	Saints	S	7	130	18.6	50	0	0	0	0.0	0	0	W	26-13
10/20	at 49ers	S	0	0	0.0	0	0	0	0	0.0	0	0	W	28-18
10/27	at Raiders						INACTIVE						W	27-20
11/04	Buccaneers						INACTIVE						W	30-24+
11/10	Broncos						INACTIVE						W	16-14
11/17	at Bills	S	1	8	8.0	8	0	0	0	0.0	0	0	L	21-30
11/24	at Panthers	S	1	6	6.0	6	0	0	0	0.0	0	0	W	30-27
11/29	Raiders	P	1	10	10.0	10	0	0	0	0.0	0	0	W	19-17
12/08	Chargers	P	2	31	15.5	26	0	0	0	0.0	0	0	W	19-17
12/15	at Browns	P	1	7	7.0	7t	1	0	0	0.0	0	0	W	21-7
12/21	Texans	S	0	0	0.0	0	0	0	0	0.0	0	0	W	27-19
12/25	at Steelers	S	2	18	9.0	13	0	0	0	0.0	0	0	W	29-10
01/05	at Broncos	S	1	4	4.0	4	0	0	0	0.0	0	0	L	0-38
2024 TOTALS		**14-8**	**18**	**231**	**12.8**	**50**	**2**	**0**	**0**	**0.0**	**0**	**0**	**15-2**	

+ - Overtime

2025 GAME-BY-GAME REGULAR-SEASON STATISTICS (CHIEFS)

			RECEIVING					RUSHING						
DATE	OPPONENT	P/S	NO.	YDS.	AVG.	LG	TD	NO.	YDS.	AVG.	LG	TD	W/L	SCORE
09/05	at Chargers	S	5	55	11.0	16	0	0	0	0.0	0	0	L	21-27
09/14	Eagles	P	1	5	5.0	5	0	0	0	0.0	0	0	L	17-20
09/21	at Giants	S	4	55	13.8	27	0	0	0	0.0	0	0	W	22-9
09/28	Ravens	S	4	36	9.0	12	1	0	0	0.0	0	0	W	37-20
10/06	at Jaguars	S	2	17	8.5	9	0	0	0	0.0	0	0	L	28-31
10/12	Lions	S	3	57	19.0	30	0	0	0	0.0	0	0	W	30-17
10/19	Raiders	P	3	35	11.7	19	0	0	0	0.0	0	0	W	31-0
10/27	Commanders	P	2	29	14.5	24	0	0	0	0.0	0	0	W	28-7
11/02	at Bills	P	1	2	2.0	2	0	0	0	0.0	0	0	L	21-28
11/16	at Broncos	S	0	0	0.0	0	0	0	0	0.0	0	0	L	19-22
11/23	Colts	S	1	8	8.0	8	0	0	0	0.0	0	0	W	23-20+
11/27	at Cowboys	P	0	0	0.0	0	0	0	0	0.0	0	0	L	28-31
12/07	Texans	S	1	5	5.0	5	0	0	0	0.0	0	0	L	10-20
2025 TOTALS		**13-8**	**27**	**304**	**11.3**	**30**	**1**	**0**	**0**	**0.0**	**0**	**0**	**6-7**	

+ - Overtime

2017 GAME-BY-GAME POSTSEASON STATISTICS (STEELERS)

			RECEIVING					RUSHING						
DATE	OPPONENT	P/S	NO.	YDS.	AVG.	LG	TD	NO.	YDS.	AVG.	LG	TD	W/L	SCORE
01/14	Jaguars	S	3	5	1.7	4t	1	0	0	0.0	0	0	L	42-45
2017 TOTALS		**1-1**	**3**	**5**	**1.7**	**4T**	**1**	**0**	**0**	**0.0**	**0**	**0**	**0-1**	

2020 GAME-BY-GAME POSTSEASON STATISTICS (STEELERS)

			RECEIVING					RUSHING						
DATE	OPPONENT	P/S	NO.	YDS.	AVG.	LG	TD	NO.	YDS.	AVG.	LG	TD	W/L	SCORE
01/10	Browns	S	13	157	12.1	33	1	0	0	0.0	0	0	L	37-48
2020 TOTALS		**1-1**	**13**	**157**	**12.1**	**33**	**1**	**0**	**0**	**0.0**	**0**	**0**	**0-1**	

2021 GAME-BY-GAME POSTSEASON STATISTICS (STEELERS)

			RECEIVING					RUSHING						
DATE	OPPONENT	P/S	NO.	YDS.	AVG.	LG	TD	NO.	YDS.	AVG.	LG	TD	W/L	SCORE
01/16	at Chiefs	S	5	26	5.2	7	0	0	0	0.0	0	0	L	21-42
2021 TOTALS		**1-1**	**5**	**26**	**5.2**	**7**	**0**	**0**	**0**	**0.0**	**0**	**0**	**0-1**	

2022 GAME-BY-GAME POSTSEASON STATISTICS (CHIEFS)

			RECEIVING					RUSHING						
DATE	OPPONENT	P/S	NO.	YDS.	AVG.	LG	TD	NO.	YDS.	AVG.	LG	TD	W/L	SCORE
01/21	Jaguars	S	2	29	14.5	16	0	0	0	0.0	0	0	W	27-20
01/29	Bengals	P	1	7	7.0	7	0	0	0	0.0	0	0	W	23-20
02/12	at Eagles	S	7	53	7.6	14	0	0	0	0.0	0	0	W	38-35
2022 TOTALS		**3-2**	**10**	**89**	**8.9**	**16**	**0**	**0**	**0**	**0.0**	**0**	**0**	**3-0**	

2024 GAME-BY-GAME POSTSEASON STATISTICS (CHIEFS)

			RECEIVING					RUSHING						
DATE	OPPONENT	P/S	NO.	YDS.	AVG.	LG	TD	NO.	YDS.	AVG.	LG	TD	W/L	SCORE
01/18	Texans	S	0	0	0.0	0	0	0	0	0.0	0	0	W	23-14
01/26	Bills	S	2	60	30.0	31	0	0	0	0.0	0	0	W	32-29
02/09	at Eagles	S	2	16	8.0	11	0	0	0	0.0	0	0	L	22-40
2024 TOTALS		**3-3**	**4**	**76**	**19.0**	**31**	**0**	**0**	**0**	**0.0**	**0**	**0**	**2-1**	

JUJU SMITH-SCHUSTER'S COLLEGE RUSHING/RECEIVING STATISTICS

				RUSHING					RECEIVING				
DATE	TEAM	GP	GS	NO.	YDS.	AVG.	LG	TD	NO.	YDS.	AVG.	LG	TD
2014	Southern California	13	12	2	3	1.5	2	0	54	724	13.4	53	5
2015	Southern California	14	14	1	4	4.0	4	0	89	1,454	16.3	75	10
2016	Southern California	12	12	5	27	5.4	20	0	66	891	13.5	67	9
TOTALS		**39**	**38**	**8**	**34**	**4.3**	**20**	**0**	**209**	**3,069**	**14.7**	**75**	**24**

JUJU SMITH-SCHUSTER'S COLLEGE RETURN STATISTICS

		KICKOFF RETURNS					PUNT RETURNS					
DATE	TEAM	RET.	YDS.	AVG.	LG	TD	NO.	FC	YDS.	AVG.	LG	TD
2014	Southern California	11	132	12.0	22	0	0	0	0	0.0	0	0
2015	Southern California	4	51	12.8	27	0	0	0	0	0.0	0	0
2016	Southern California	0	0	0.0	0	0	0	0	0	0.0	0	0
TOTALS		**15**	**183**	**12.2**	**27**	**0**	**0**	**0**	**0**	**0.0**	**0**	**0**

COLLEGE 2014 GAME-BY-GAME STATISTICS (SOUTHERN CALIFORNIA)

			RUSHING					RECEIVING						
DATE	OPPONENT	P/S	NO.	YDS.	AVG.	LG	TD	NO.	YDS.	AVG.	LG	TD	W/L	SCORE
08/29	Fresno St.	S	1	1	1.0	1	0	4	123	30.8	53	0	W	52-13
09/05	at Stanford	S	0	0	0.0	0	0	1	-2	-2.0	0	0	W	13-10
09/12	at Boston College	P	0	0	0.0	0	0	6	49	8.2	13	0	L	31-37
09/26	Oregon St.	S	0	0	0.0	0	0	3	13	4.3	8	0	W	35-10
10/03	Arizona St.	S	0	0	0.0	0	0	4	24	6.0	10	0	L	34-38
10/10	at Arizona	S	1	2	2.0	2	0	4	39	9.8	24	0	W	28-26
10/17	Colorado	S	0	0	0.0	0	0	4	104	26.0	45	1	W	56-28
10/24	at Utah	S	0	0	0.0	0	0	6	77	12.8	23	1	L	21-24
10/31	at Washington St.	S	0	0	0.0	0	0	6	74	12.3	22	3	W	44-17
11/12	California	S	0	0	0.0	0	0	4	30	7.5	10	0	W	38-30
11/21	at UCLA	S	0	0	0.0	0	0	4	79	19.8	31	0	L	20-38
11/28	Notre Dame	S	0	0	0.0	0	0	5	48	9.6	22	0	W	49-14
12/26	Nebraska	S	0	0	0.0	0	0	3	66	22.0	45	0	W	45-42
2014 TOTALS		**13-12**	**2**	**3**	**1.5**	**2**	**0**	**54**	**724**	**13.4**	**53**	**5**	**9-4**	

COLLEGE 2015 GAME-BY-GAME STATISTICS (SOUTHERN CALIFORNIA)

			RUSHING					RECEIVING						
DATE	OPPONENT	P/S	NO.	YDS.	AVG.	LG	TD	NO.	YDS.	AVG.	LG	TD	W/L	SCORE
09/05	Arkansas St.	S	0	0	0.0	0	0	4	89	22.3	61	1	W	55-6
09/11	Idaho	S	0	0	0.0	0	0	10	192	19.2	50	2	W	59-9
09/18	Stanford	S	0	0	0.0	0	0	8	153	19.1	54	1	L	31-41
09/25	at Arizona St.	S	0	0	0.0	0	0	5	103	20.6	52	2	W	42-14
10/07	Washington	S	0	0	0.0	0	0	6	82	13.7	26	0	L	12-17
10/16	at Notre Dame	S	0	0	0.0	0	0	6	139	23.2	75	1	L	31-41
10/23	Utah	S	0	0	0.0	0	0	8	143	17.9	29	1	W	42-24
10/30	at California	S	1	4	4.0	4	0	5	55	11.0	18	0	W	27-21
11/06	Arizona	S	0	0	0.0	0	0	8	138	17.3	72	1	W	38-30
11/12	at Colorado	S	0	0	0.0	0	0	3	66	22.0	36	1	W	27-24
11/20	at Oregon	S	0	0	0.0	0	0	5	57	11.4	16	0	L	28-48
11/27	UCLA	S	0	0	0.0	0	0	6	85	14.2	34	0	W	40-21
12/04	at Stanford	S	0	0	0.0	0	0	11	87	7.9	19	0	L	22-41
12/29	at Wisconsin	S	0	0	0.0	0	0	4	65	16.3	39	0	L	21-23
2015 TOTALS		**14-14**	**1**	**4**	**4.0**	**4**	**0**	**89**	**1,454**	**16.3**	**75**	**10**	**8-6**	

COLLEGE 2016 GAME-BY-GAME STATISTICS (SOUTHERN CALIFORNIA)

			RUSHING					RECEIVING						
DATE	OPPONENT	P/S	NO.	YDS.	AVG.	LG	TD	NO.	YDS.	AVG.	LG	TD	W/L	SCORE
09/03	at Alabama	S	0	0	0.0	0	0	1	9	9.0	9	0	L	6-52
09/10	Utah St.	S	0	0	0.0	0	0	7	56	8.0	15	2	W	45-7
09/17	at Stanford	S	0	0	0.0	0	0	3	34	11.3	23	0	L	10-27
09/23	at Utah	S	0	0	0.0	0	0	8	98	12.3	35	0	L	27-31
10/01	Arizona St.	S	0	0	0.0	0	0	7	123	17.6	67	3	W	41-20
10/08	Colorado	S	0	0	0.0	0	0	5	113	22.6	34	0	W	21-17
10/15	at Arizona	S	0	0	0.0	0	0	9	132	14.7	46	3	W	48-14
10/27	California	S	2	25	12.5	20	0	6	66	11.0	17	0	W	45-24
11/05	Oregon	S	0	0	0.0	0	0	2	10	5.0	9	0	W	45-20
11/12	at Washington	S	1	-4	-4.0	0	0	3	41	13.7	18	0	W	26-13
11/19	at UCLA	S	1	4	4.0	4	0	8	76	9.5	28	0	W	36-14
01/02	at Penn St.	S	1	2	2.0	2	0	7	133	19.0	36	1	W	52-49
2016 TOTALS		**12-12**	**5**	**27**	**5.4**	**20**	**0**	**66**	**891**	**13.5**	**67**	**9**	**9-3**	

KINGSLEY SUAMATAIA

OFFENSIVE LINEMAN #76

BYU

2ND YEAR IN THE NFL

2ND YEAR WITH THE CHIEFS

HEIGHT: 6'4"
WEIGHT: 326 LBS
HOW ACQUIRED: D2-24
BIRTHDAY: 1/18/03

- Suamataia enters his second season with the Chiefs in 2025.
- Originally entered the NFL as a second-round pick (63rd overall) by the Kansas City Chiefs in the 2024 NFL Draft.

Transactions: Originally entered the NFL as a second-round pick (63rd overall) by the Kansas City Chiefs in the 2024 NFL Draft.

COLLEGE

Played two seasons for BYU, starting in 11 games for the Cougars at left tackle ... Played in 12 games (two starts) in 2023 ... Was second-team All Big 12 in 2023 ... Missed the season finale due to injury ... Started 12 games for BYU in 2022 ... Played one season for Oregon (2021) and redshirted his freshman season after playing in two games.

PERSONAL

- Rated a five-star recruit in the 2021 class.
- Consensus top-40 overall prospect by Rivals (no. 23), 247Sports (no. 36).
- Helped Orem High School win four-consecutive state championships (2017-20).
- Led Orem High School to a 16-0 state playoff record.

KINGSLEY SUAMATAIA'S NFL REGULAR SEASON STATISTICS

DATE	TEAM	GP	GS
2024	Chiefs	15	2
2025	Chiefs	13	13
NFL TOTALS		**28**	**15**

KINGSLEY SUAMATAIA'S NFL POSTSEASON STATISTICS

DATE	TEAM	GP	GS
2024	Chiefs	2	0
NFL TOTALS		**2**	**0**

2024 GAME-BY-GAME REGULAR-SEASON STATISTICS (CHIEFS)

DATE	OPPONENT	P/S		W/L	SCORE
09/05	Ravens	S		W	27-20
09/15	Bengals	S		W	26-25
09/22	at Falcons	P		W	22-17
09/29	at Chargers	P		W	17-10
10/07	Saints	P		W	26-13
10/20	at 49ers	P		W	28-18
10/27	at Raiders	P		W	27-20
11/04	Buccaneers	P		W	30-24+
11/10	Broncos	P		W	16-14
11/17	at Bills		INACTIVE	L	21-30
11/24	at Panthers	P		W	30-27
11/29	Raiders	P		W	19-17
12/08	Chargers		INACTIVE	W	19-17
12/15	at Browns	P		W	21-7
12/21	Texans	P		W	27-19
12/25	at Steelers	P		W	29-10
01/05	at Broncos	P		L	0-38
2024 TOTALS		**15-2**		**15-2**	

+ - Overtime

2025 GAME-BY-GAME REGULAR-SEASON STATISTICS (CHIEFS)

DATE	OPPONENT	P/S		W/L	SCORE
09/05	at Chargers	S		L	21-27
09/14	Eagles	S		L	17-20
09/21	at Giants	S		W	22-9
09/28	Ravens	S		W	37-20
10/06	at Jaguars	S		L	28-31
10/12	Lions	S		W	30-17
10/19	Raiders	S		W	31-0
10/27	Commanders	S		W	28-7
11/02	at Bills	S		L	21-28
11/16	at Broncos	S		L	19-22
11/23	Colts	S		W	23-20+
11/27	at Cowboys	S		L	28-31
12/07	Texans	S		L	10-20
2025 TOTALS		**13-13**		**6-7**	

+ - Overtime

2024 GAME-BY-GAME POSTSEASON STATISTICS (CHIEFS)

DATE	OPPONENT	P/S		W/L	SCORE
01/18	Texans	P		W	23-14
01/26	Bills	P		W	32-29
02/09	at Eagles		DID NOT PLAY	L	22-40
2024 TOTALS		**2-0**		**2-1**	

KINGSLEY SUAMATAIA'S COLLEGE STATISTICS

DATE	TEAM	GP	GS
2021	Oregon	2	0
2022	BYU	12	12
2023	BYU	12	10
TOTALS		**26**	**22**

COLLEGE 2021 GAME-BY-GAME STATISTICS (OREGON)

DATE	OPPONENT	P/S		W/L	SCORE
09/04	Fresno St.		DID NOT PLAY	W	31-24
09/11	at Ohio St.		DID NOT PLAY	W	35-28
09/18	Stony Brook	P		W	48-7
09/25	Arizona		DID NOT PLAY	W	41-19
10/02	at Stanford	P		L	24-31
10/15	California		DID NOT PLAY	W	24-17
10/23	at UCLA		DID NOT PLAY	W	34-31
10/30	Colorado		DID NOT PLAY	W	52-29
11/06	at Washington		DID NOT PLAY	W	26-16
11/13	Washington St.		DID NOT PLAY	W	38-24
11/20	at Utah		DID NOT PLAY	L	7-38
11/27	Oregon St.		DID NOT PLAY	W	38-29
12/03	at Utah		DID NOT PLAY	L	10-38
2021 TOTALS		**2-0**		**10-3**	

COLLEGE 2022 GAME-BY-GAME STATISTICS (BYU)

DATE	OPPONENT	P/S		W/L	SCORE
09/03	at South Fla.	S		W	50-21
09/10	Baylor	S		W	26-20
09/17	at Oregon	S		L	20-41
09/24	Wyoming	S		W	38-24
09/29	Utah St.	S		W	38-26
10/08	at Notre Dame	S		L	20-28
10/15	Arkansas	S		L	35-52
10/22	at Liberty	S		L	14-41
10/28	East Carolina	S		L	24-27
11/05	at Boise St.		DID NOT PLAY	W	31-28
11/19	Utah Tech	S		W	52-26
11/26	at Stanford	S		W	35-26
12/17	SMU	S		W	24-23
2022 TOTALS		**12-12**		**8-5**	

COLLEGE 2023 GAME-BY-GAME STATISTICS (BYU)

DATE	OPPONENT	P/S		W/L	SCORE
09/02	Sam Houston	S		W	14-0
09/09	Southern Utah	S		W	41-16
09/16	at Arkansas	S		W	38-31
09/23	at Kansas	P		L	27-38
09/29	Cincinnati	S		W	35-27
10/14	at TCU	S		L	11-44
10/21	Texas Tech	S		W	27-14
10/28	at Texas	S		L	6-35
11/04	at West Virginia	S		L	7-37
11/11	Iowa St.	S		L	13-45
11/18	Oklahoma	S		L	24-31
11/25	at Oklahoma St.	P		L	34-40
2023 TOTALS		**12-10**		**5-7**	

JAWAAN TAYLOR

23

TACKLE #74

FLORIDA

7TH YEAR IN THE NFL

3RD YEAR WITH THE CHIEFS

HEIGHT:	6'5"
WEIGHT:	330 LBS
HOW ACQUIRED:	FA-23
BIRTHDAY:	11/25/97

- Taylor enters his third season with the Chiefs in 2025.
- Originally entered the NFL as a second-round pick (35th overall) by the Jacksonville Jaguars in the 2019 NFL Draft.

Career Highlights:

- Surpassed 3,000 consecutive snaps played in Week 15 of the 2021 season while playing Houston.
- Part of an offensive line in 2020 that helped rookie RB James Robinson tally the most scrimmage yards (1,414) and the second-most rushing yards (1,070) by an undrafted rookie in NFL history.
- In 2019, started in all 16 games, becoming the first Jaguars rookie on offense to start in all 16 games since OL Maurice Williams in 2001.
- Part of an offensive line in 2019 that helped RB Leonard Fournette gain 1,674 yards from scrimmage. Fournette became the only Jaguars player since 2011 to post at least 1,500 scrimmage yards in a single season.

Postseason Career Highlights:

- Did not allow a sack on QB Patrick Mahomes through the first two games of the 2023 Playoffs including the Wild Card Game against Miami and the Divisional Round Game in Buffalo en route to the team's Super Bowl LVIII victory over the 49ers.

Transactions

Signed by Kansas City (3/16/23) ... Originally entered the NFL as a second-round pick (35th overall) by the Jacksonville Jaguars in the 2019 NFL Draft.

COLLEGE

Did not miss a game in his three-year career for the Gators, playing in all 37 games with 35 starts (33 at right tackle, two at left tackle) ... Was part of a Gator offensive line in 2018 that allowed 18 sacks, the 20th-fewest in the NCAA and third-fewest in the SEC, garnering second-team All-SEC accolades from Athlon Sports ... Declared for the NFL Draft following his junior season.

PERSONAL

- Attended Cocoa (Fla.) High School.
- Member of the 2015 Florida Class 4A first-team All-State.
- As a senior, helped his team to a 10-3 record and reach the Class 4A State Semifinals.
- Son of Robert and Wendy Taylor.
- Learned to play the drums in church.
- Avid fisherman and caught a 400 lb. goliath grouper while fishing in 2020.

JAWAAN TAYLOR'S NFL REGULAR SEASON STATISTICS

DATE	TEAM	GP	GS
2019	Jaguars	16	16
2020	Jaguars	16	16
2021	Jaguars	17	17
2022	Jaguars	17	17
2023	Chiefs	17	17
2024	Chiefs	16	16
2025	Chiefs	12	12
NFL TOTALS		**111**	**111**

JAWAAN TAYLOR'S NFL POSTSEASON STATISTICS

DATE	TEAM	GP	GS
2022	Jaguars	2	2
2023	Chiefs	4	4
2024	Chiefs	3	3
NFL TOTALS		**9**	**9**

2019 GAME-BY-GAME REGULAR-SEASON STATISTICS (JAGUARS)

DATE	OPPONENT	P/S	W/L	SCORE
09/08	Chiefs	S	L	26-40
09/15	at Texans	S	L	12-13
09/19	Titans	S	W	20-7
09/29	at Broncos	S	W	26-24
10/06	at Panthers	S	L	27-34
10/13	Saints	S	L	6-13
10/20	at Bengals	S	W	27-17
10/27	Jets	S	W	29-15
11/03	Texans	S	L	3-26
11/17	at Colts	S	L	13-33
11/24	at Titans	S	L	20-42
12/01	Buccaneers	S	L	11-28
12/08	Chargers	S	L	10-45
12/15	at Raiders	S	W	20-16
12/22	at Falcons	S	L	12-24
12/29	Colts	S	W	38-20
2019 TOTALS		**16-16**	**6-10**	

2020 GAME-BY-GAME REGULAR-SEASON STATISTICS (JAGUARS)

DATE	OPPONENT	P/S	W/L	SCORE
09/13	Colts	S	W	27-20
09/20	at Titans	S	L	30-33
09/24	Dolphins	S	L	13-31
10/04	at Bengals	S	L	25-33
10/11	at Texans	S	L	14-30
10/18	Lions	S	L	16-34
10/25	at Chargers	S	L	29-39
11/08	Texans	S	L	25-27
11/15	at Packers	S	L	20-24
11/22	Steelers	S	L	3-27
11/29	Browns	S	L	25-27
12/06	at Vikings	S	L	24-27+
12/13	Titans	S	L	10-31
12/20	at Ravens	S	L	14-40
12/27	Bears	S	L	17-41
01/03	at Colts	S	L	14-28
2020 TOTALS		**16-16**	**1-15**	

+ - Overtime

2021 GAME-BY-GAME REGULAR-SEASON STATISTICS (JAGUARS)

DATE	OPPONENT	P/S	W/L	SCORE
09/12	at Texans	S	L	21-37
09/19	Broncos	S	L	13-23
09/26	Cardinals	S	L	19-31
09/30	at Bengals	S	L	21-24
10/10	Titans	S	L	19-37
10/17	Dolphins	S	W	23-20
10/31	at Seahawks	S	L	7-31
11/07	Bills	S	W	9-6
11/14	at Colts	S	L	17-23
11/21	49ers	S	L	10-30
11/28	Falcons	S	L	14-21
12/05	at Rams	S	L	7-37
12/12	at Titans	S	L	0-20
12/19	Texans	S	L	16-30
12/26	at Jets	S	L	21-26
01/02	at Patriots	S	L	10-50
01/09	Colts	S	W	26-11
2021 TOTALS		**17-17**	**3-14**	

2022 GAME-BY-GAME REGULAR-SEASON STATISTICS (JAGUARS)

DATE	OPPONENT	P/S		W/L	SCORE
09/11	at Commanders	S		L	22-28
09/18	Colts	S		W	24-0
09/25	at Chargers	S		W	38-10
10/02	at Eagles	S		L	21-29
10/09	Texans	S		L	6-13
10/16	at Colts	S		L	27-34
10/23	Giants	S		L	17-23
10/30	Broncos	S		L	17-21
11/06	Raiders	S		W	27-20
11/13	at Chiefs	S		L	17-27
11/27	Ravens	S		W	28-27
12/04	at Lions	S		L	14-40
12/11	at Titans	S		W	36-22
12/18	Cowboys	S		W	40-34+
12/22	at Jets	S		W	19-3
01/01	at Texans	S		W	31-3
01/07	Titans	S		W	20-16
2022 TOTALS		**17-17**		**9-8**	

+ - Overtime

2023 GAME-BY-GAME REGULAR-SEASON STATISTICS (CHIEFS)

DATE	OPPONENT	P/S		W/L	SCORE
09/07	Lions	S		L	20-21
09/17	at Jaguars	S		W	17-9
09/24	Bears	S		W	41-10
10/01	at Jets	S		W	23-20
10/08	at Vikings	S		W	27-20
10/12	Broncos	S		W	19-8
10/22	Chargers	S		W	31-17
10/29	at Broncos	S		L	9-24
11/05	Dolphins	S		W	21-14
11/20	Eagles	S		L	17-21
11/26	at Raiders	S		W	31-17
12/03	at Packers	S		L	19-27
12/10	Bills	S		L	17-20
12/17	at Patriots	S		W	27-17
12/25	Raiders	S		L	14-20
12/31	Bengals	S		W	25-17
01/07	at Chargers	S		W	13-12
2023 TOTALS		**17-17**		**11-6**	

2024 GAME-BY-GAME REGULAR-SEASON STATISTICS (CHIEFS)

DATE	OPPONENT	P/S		W/L	SCORE
09/05	Ravens	S		W	27-20
09/15	Bengals	S		W	26-25
09/22	at Falcons	S		W	22-17
09/29	at Chargers	S		W	17-10
10/07	Saints	S		W	26-13
10/20	at 49ers	S		W	28-18
10/27	at Raiders	S		W	27-20
11/04	Buccaneers	S		W	30-24+
11/10	Broncos	S		W	16-14
11/17	at Bills	S		L	21-30
11/24	at Panthers	S		W	30-27
11/29	Raiders	S		W	19-17
12/08	Chargers	S		W	19-17
12/15	at Browns	S		W	21-7
12/21	Texans	S		W	27-19
12/25	at Steelers	S		W	29-10
01/05	at Broncos		INACTIVE	L	0-38
2024 TOTALS		**16-16**		**15-2**	

+ - Overtime

2025 GAME-BY-GAME REGULAR-SEASON STATISTICS (CHIEFS)

DATE	OPPONENT	P/S		W/L	SCORE
09/05	at Chargers	S		L	21-27
09/14	Eagles	S		L	17-20
09/21	at Giants	S		W	22-9
09/28	Ravens	S		W	37-20
10/06	at Jaguars	S		L	28-31
10/12	Lions	S		W	30-17
10/19	Raiders	S		W	31-0
10/27	Commanders	S		W	28-7
11/02	at Bills	S		L	21-28
11/16	at Broncos	S		L	19-22
11/23	Colts	S		W	23-20+
11/27	at Cowboys	S		L	28-31
12/07	Texans		INACTIVE	L	10-20
2025 TOTALS		**12-12**		**6-7**	

+ - Overtime

2022 GAME-BY-GAME POSTSEASON STATISTICS (JAGUARS)

DATE	OPPONENT	P/S		W/L	SCORE
01/14	Chargers	S		W	31-30
01/21	at Chiefs	S		L	20-27
2022 TOTALS		**2-2**		**1-1**	

2023 GAME-BY-GAME POSTSEASON STATISTICS (CHIEFS)

DATE	OPPONENT	P/S		W/L	SCORE
01/13	Dolphins	S		W	26-7
01/21	at Bills	S		W	27-24
01/28	at Ravens	S		W	17-10
02/11	49ers	S		W	25-22+
2023 TOTALS		**4-4**		**4-0**	

+ - Overtime

2024 GAME-BY-GAME POSTSEASON STATISTICS (CHIEFS)

DATE	OPPONENT	P/S		W/L	SCORE
01/18	Texans	S		W	23-14
01/26	Bills	S		W	32-29
02/09	at Eagles	S		L	22-40
2024 TOTALS		**3-3**		**2-1**	

JAWAAN TAYLOR'S COLLEGE STATISTICS

DATE	TEAM	GP	GS
2016	Florida	13	12
2017	Florida	11	11
2018	Florida	13	12
TOTALS		**37**	**35**

COLLEGE 2016 GAME-BY-GAME STATISTICS (FLORIDA)

DATE	OPPONENT	P/S		W/L	SCORE
09/03	Massachusetts	S		W	24-7
09/10	Kentucky	P		W	45-7
09/17	North Texas	S		W	32-0
09/24	at Tennessee	S		L	28-38
10/01	at Vanderbilt	S		W	13-6
10/15	Missouri	S		W	40-14
10/29	at Georgia	S		W	24-10
11/05	at Arkansas	S		L	10-31
11/12	South Carolina	S		W	20-7
11/19	at LSU	S		W	16-10
11/26	at Florida St.	S		L	13-31
12/03	Alabama	S		L	16-54
01/02	at Iowa	S		W	30-3
2016 TOTALS		**13-12**		**9-4**	

COLLEGE 2017 GAME-BY-GAME STATISTICS (FLORIDA)

DATE	OPPONENT	P/S		W/L	SCORE
09/02	Michigan	S		L	17-33
09/16	Tennessee	S		W	26-20
09/23	at Kentucky	S		W	28-27
09/30	Vanderbilt	S		W	38-24
10/07	LSU	S		L	16-17
10/14	Texas A&M	S		L	17-19
10/28	Georgia	S		L	7-42
11/04	at Missouri	S		L	16-45
11/11	at South Carolina	S		L	20-28
11/18	UAB	S		W	36-7
11/25	Florida St.	S		L	22-38
2017 TOTALS		**11-11**		**4-7**	

COLLEGE 2018 GAME-BY-GAME STATISTICS (FLORIDA)

DATE	OPPONENT	P/S		W/L	SCORE
08/31	Charleston So.	P		W	53-6
09/07	Kentucky	S		L	16-27
09/14	Colorado St.	S		W	48-10
09/21	at Tennessee	S		W	47-21
09/28	at Mississippi St.	S		W	13-6
10/05	LSU	S		W	27-19
10/12	at Vanderbilt	S		W	37-27
10/26	at Georgia	S		L	17-36
11/02	Missouri	S		L	17-38
11/09	South Carolina	S		W	35-31
11/16	Idaho	S		W	63-10
11/23	at Florida St.	S		W	41-14
12/28	at Michigan	S		W	41-15
2018 TOTALS		**13-12**		**10-3**	

TYQUAN THORNTON

WIDE RECEIVER #80

BAYLOR

4TH YEAR IN THE NFL

2ND YEAR WITH THE CHIEFS

HEIGHT:	6'2"
WEIGHT:	185 LBS
HOW ACQUIRED:	FA-24
BIRTHDAY:	8/7/00

- Thornton enters his second season with the Chiefs in 2025.
- Originally entered the NFL as a second-round pick (50th overall) by the New England Patriots in the 2022 NFL Draft.

Transactions:

Signed with Kansas City (2/11/25) ... Signed to Kansas City's practice squad (11/19/24) ... Cut by New England (11/16/24) ... Originally entered the NFL as a second-round pick (50th overall) by the New England Patriots in the 2022 NFL Draft.

COLLEGE

Played four years for Baylor (2018-21) ... Left Baylor ranked 10th all-time for career receiving yards (2,242) ... Was ranked eighth on Baylor's all-time leader board with 19 career touchdowns ... Was All-Big 12 second-team and was selected to the NFLPA Collegiate Bowl Big Board in 2021.

PERSONAL

- Played high school football for Booker T. Washington High (Fla.) and had 1,100 receiving yards for 10 touchdowns.
- Also played quarterback as a senior with three touchdown passes.
- Also ran track and ran a 10.50 in 100 meters.

TYQUAN THORNTON'S NFL REGULAR SEASON RUSHING/RECEIVING STATISTICS

				RECEIVING					RUSHING				
DATE	TEAM	GP	GS	NO.	YDS.	AVG.	LG	TD	NO.	YDS.	AVG.	LG	TD
2022	Patriots	13	9	22	247	11.2	29	2	3	16	5.3	19t	1
2023	Patriots	9	3	13	91	7.0	15	0	3	51	17.0	39	0
2024	Patriots	6	1	4	47	11.8	17	0	0	0	0.0	0	0
Went from **New England** to **Kansas City**.													
2024	Chiefs	0	0	0	0	0.0	0	0	0	0	0.0	0	0
2024	TOTAL	6	1	4	47	11.8	17	0	0	0	0.0	0	0
2025	Chiefs	13	3	17	391	23.0	61	3	0	0	0.0	0	0
NFL TOTALS		**41**	**16**	**56**	**776**	**13.9**	**61**	**5**	**6**	**67**	**11.2**	**39**	**1**

TYQUAN THORNTON'S NFL POSTSEASON RUSHING/RECEIVING STATISTICS

				RECEIVING					RUSHING				
DATE	TEAM	GP	GS	NO.	YDS.	AVG.	LG	TD	NO.	YDS.	AVG.	LG	TD
2024	Chiefs	0	0	0	0	0.0	0	0	0	0	0.0	0	0
NFL TOTALS		**0**	**0**	**0**	**0**	**0.0**	**0**	**0**	**0**	**0**	**0.0**	**0**	**0**

TYQUAN THORNTON'S NFL REGULAR SEASON RETURN STATISTICS

		KICKOFF RETURNS					PUNT RETURNS					
DATE	TEAM	RET.	YDS.	AVG.	LG	TD	NO.	FC	YDS.	AVG.	LG	TD
2022	Patriots	0	0	0.0	0	0	0	0	0	0.0	0	0
2023	Patriots	0	0	0.0	0	0	0	0	0	0.0	0	0
2024	Patriots	0	0	0.0	0	0	0	0	0	0.0	0	0
Went from **New England** to **Kansas City**.												
2024	Chiefs	0	0	0.0	0	0	0	0	0	0.0	0	0
2024	TOTAL	0	0	0.0	0	0	0	0	0	0.0	0	0
2025	Chiefs	17	447	26.3	34	0	0	0	0	0.0	0	0
NFL TOTALS		**17**	**447**	**26.3**	**34**	**0**	**0**	**0**	**0**	**0.0**	**0**	**0**

TYQUAN THORNTON'S NFL POSTSEASON RETURN STATISTICS

		KICKOFF RETURNS					PUNT RETURNS					
DATE	TEAM	RET.	YDS.	AVG.	LG	TD	NO.	FC	YDS.	AVG.	LG	TD
2024	Chiefs	0	0	0.0	0	0	0	0	0	0.0	0	0
NFL TOTALS		**0**	**0**	**0.0**	**0**	**0**	**0**	**0**	**0**	**0.0**	**0**	**0**

SINGLE-GAME HIGHS: RUSHING/RECEIVING

Rush Attempts
3 at Cleveland, Oct 16, 2022
1 at Denver, Dec 24, 2023
1 vs. L.A. Chargers, Dec 03, 2023
1 at N.Y. Giants, Nov 26, 2023

Rushing Yards
39 vs. L.A. Chargers, Dec 03, 2023
16 at Cleveland, Oct 16, 2022
9 at Denver, Dec 24, 2023
3 at N.Y. Giants, Nov 26, 2023

Longest Runs
39 vs. L.A. Chargers, Dec 03, 2023
19t at Cleveland, Oct 16, 2022
9 at Denver, Dec 24, 2023
3 at N.Y. Giants, Nov 26, 2023

Rushing TDs
1 at Cleveland, Oct 16, 2022

Receptions
5 at N.Y. Giants, Sep 21, 2025
4 at Arizona, Dec 12, 2022
4 at Cleveland, Oct 16, 2022
3 at Jacksonville, Oct 06, 2025
3 at Buffalo, Dec 31, 2023
...2 more at 3.

Receiving Yards
90 at Jacksonville, Oct 06, 2025
71 at N.Y. Giants, Sep 21, 2025
61 at Denver, Nov 16, 2025
60 vs. Miami, Jan 01, 2023
59 vs. Philadelphia, Sep 14, 2025

Receiving Average
30.0 at Jacksonville, Oct 06, 2025
20.0 vs. Miami, Jan 01, 2023
14.2 at N.Y. Giants, Sep 21, 2025
9.3 at Cleveland, Oct 16, 2022
8.0 at Buffalo, Dec 31, 2023

Longest Receptions
61 at Denver, Nov 16, 2025
49t vs. Philadelphia, Sep 14, 2025
39 vs. Las Vegas, Oct 19, 2025
38 at L.A. Chargers, Sep 05, 2025
34 at Jacksonville, Oct 06, 2025

Receiving TDs
1 vs. Baltimore, Sep 28, 2025
1 at N.Y. Giants, Sep 21, 2025
1 vs. Philadelphia, Sep 14, 2025
...2 more at 1.

All-Purpose Yards
146 at Denver, Nov 16, 2025
126 at Buffalo, Nov 02, 2025
107 at Dallas, Nov 27, 2025
90 at Jacksonville, Oct 06, 2025
73 vs. Houston, Dec 07, 2025

Kickoff Returns
5 at Dallas, Nov 27, 2025
4 at Buffalo, Nov 02, 2025
3 at Denver, Nov 16, 2025
2 vs. Houston, Dec 07, 2025
2 vs. Indianapolis, Nov 23, 2025

Kickoff Return Yards
126 at Buffalo, Nov 02, 2025
107 at Dallas, Nov 27, 2025
85 at Denver, Nov 16, 2025
54 vs. Houston, Dec 07, 2025
47 vs. Indianapolis, Nov 23, 2025

Longest Kickoff Return
34 at Buffalo, Nov 02, 2025
33 vs. Houston, Dec 07, 2025
33 at Denver, Nov 16, 2025
32 at Buffalo, Nov 02, 2025
31 at Buffalo, Nov 02, 2025

Kickoff Return Average
31.5 at Buffalo, Nov 02, 2025
28.3 at Denver, Nov 16, 2025
21.4 at Dallas, Nov 27, 2025

Most TDs
2 at Cleveland, Oct 16, 2022
1 vs. Baltimore, Sep 28, 2025
1 at N.Y. Giants, Sep 21, 2025
1 vs. Philadelphia, Sep 14, 2025
...1 more at 1.

Miscellaneous Tackles
1 at N.Y. Giants, Nov 26, 2023
1 at Buffalo, Jan 08, 2023
1 vs. Chicago, Oct 24, 2022

Scrimmage Yards
90 at Jacksonville, Oct 06, 2025
71 at N.Y. Giants, Sep 21, 2025
61 at Denver, Nov 16, 2025
60 vs. Miami, Jan 01, 2023
59 vs. Philadelphia, Sep 14, 2025

2022 GAME-BY-GAME REGULAR-SEASON STATISTICS (PATRIOTS)

			RECEIVING					RUSHING						
DATE	OPPONENT	P/S	NO.	YDS.	AVG.	LG	TD	NO.	YDS.	AVG.	LG	TD	W/L	SCORE
09/11	at Dolphins					RESERVE/INJURED							L	7-20
09/18	at Steelers					RESERVE/INJURED							W	17-14
09/25	Ravens					RESERVE/INJURED							L	26-37
10/02	at Packers					RESERVE/INJURED							L	24-27+
10/09	Lions					RESERVE/INJURED							W	29-0
10/16	at Browns					RESERVE/INJURED							W	38-15
10/24	Bears					RESERVE/INJURED							L	14-33
10/30	at Jets					RESERVE/INJURED							W	22-17
11/06	Colts					RESERVE/INJURED							W	26-3
11/20	Jets					RESERVE/INJURED							W	10-3
11/24	at Vikings	S	0	0	0.0	0	0	0	0	0.0	0	0	L	26-33
12/01	Bills	S	2	31	15.5	19	0	0	0	0.0	0	0	L	10-24
12/12	at Cardinals	S	4	28	7.0	12	0	0	0	0.0	0	0	W	27-13
12/18	at Raiders	S	1	21	21.0	21	0	0	0	0.0	0	0	L	24-30
12/24	Bengals	S	1	8	8.0	8	0	0	0	0.0	0	0	L	18-22
01/01	Dolphins	S	3	60	20.0	29	1	0	0	0.0	0	0	W	23-21
01/08	at Bills	S	1	13	13.0	13	0	0	0	0.0	0	0	L	23-35
2022 TOTALS		**7-7**	**12**	**161**	**13.4**	**29**	**1**	**0**	**0**	**0.0**	**0**	**0**	**8-9**	

+ - Overtime

2023 GAME-BY-GAME REGULAR-SEASON STATISTICS (PATRIOTS)

			RECEIVING					RUSHING						
DATE	OPPONENT	P/S	NO.	YDS.	AVG.	LG	TD	NO.	YDS.	AVG.	LG	TD	W/L	SCORE
09/10	Eagles						DID NOT PLAY						L	20-25
09/17	Dolphins						DID NOT PLAY						L	17-24
09/24	at Jets						DID NOT PLAY						W	15-10
10/01	at Cowboys						DID NOT PLAY						L	3-38
10/08	Saints						DID NOT PLAY						L	0-34
10/15	at Raiders						RESERVE/INJURED						L	17-21
10/22	Bills						RESERVE/INJURED						W	29-25
10/29	at Dolphins						RESERVE/INJURED						L	17-31
11/05	Commanders						RESERVE/INJURED						L	17-20
11/12	Colts						RESERVE/INJURED						L	6-10
11/26	at Giants	P	2	19	9.5	15	0	1	3	3.0	3	0	L	7-10
12/03	Chargers	S	0	0	0.0	0	0	1	39	39.0	39	0	L	0-6
12/07	at Steelers	S	3	17	5.7	11	0	0	0	0.0	0	0	W	21-18
12/17	Chiefs	P	1	5	5.0	5	0	0	0	0.0	0	0	L	17-27
12/24	at Broncos	P	1	11	11.0	11	0	1	9	9.0	9	0	W	26-23
12/31	at Bills	P	3	24	8.0	14	0	0	0	0.0	0	0	L	21-27
01/07	Jets						INACTIVE						L	3-17
2023 TOTALS		**6-2**	**10**	**76**	**7.6**	**15**	**0**	**3**	**51**	**17.0**	**39**	**0**	**4-13**	

2024 GAME-BY-GAME REGULAR-SEASON STATISTICS (PATRIOTS/CHIEFS)

			RECEIVING					RUSHING						
DATE	OPPONENT	P/S	NO.	YDS.	AVG.	LG	TD	NO.	YDS.	AVG.	LG	TD	W/L	SCORE
09/08	at Bengals	S	2	27	13.5	17	0	0	0	0.0	0	0	W	16-10
09/15	Seahawks	P	0	0	0.0	0	0	0	0	0.0	0	0	L	20-23+
09/19	at Jets	P	0	0	0.0	0	0	0	0	0.0	0	0	L	3-24
09/29	at 49ers	P	0	0	0.0	0	0	0	0	0.0	0	0	L	13-30
10/06	Dolphins	P	0	0	0.0	0	0	0	0	0.0	0	0	L	10-15
10/13	Texans						INACTIVE						L	21-41
10/20	at Jaguars						INACTIVE						L	16-32
10/27	Jets	P	2	20	10.0	14	0	0	0	0.0	0	0	W	25-22
11/03	at Titans						INACTIVE						L	17-20+
11/10	at Bears						INACTIVE						W	19-3
11/17	Rams						DID NOT PLAY						L	22-28
11/24	at Dolphins						DID NOT PLAY						L	15-34
12/01	Colts						DID NOT PLAY						L	24-25
							Went from **Patriots** to **Chiefs**.							
12/08	Chargers						PRACTICE SQUAD						W	19-17
							Went from **Chiefs** to **Patriots**.							
12/15	at Cardinals						DID NOT PLAY						L	17-30
12/22	at Bills						DID NOT PLAY						L	21-24
12/28	Chargers						DID NOT PLAY						L	7-40
01/05	Bills						DID NOT PLAY						W	23-16
2024 TOTALS		**6-1**	**4**	**47**	**11.8**	**17**	**0**	**0**	**0**	**0.0**	**0**	**0**	**5-13**	

+ - Overtime

2025 GAME-BY-GAME REGULAR-SEASON STATISTICS (CHIEFS)

			RECEIVING					RUSHING						
DATE	OPPONENT	P/S	NO.	YDS.	AVG.	LG	TD	NO.	YDS.	AVG.	LG	TD	W/L	SCORE
09/05	at Chargers	P	2	41	20.5	38	0	0	0	0.0	0	0	L	21-27
09/14	Eagles	S	2	59	29.5	49t	1	0	0	0.0	0	0	L	17-20
09/21	at Giants	S	5	71	14.2	33	1	0	0	0.0	0	0	W	22-9
09/28	Ravens	S	1	11	11.0	11t	1	0	0	0.0	0	0	W	37-20
10/06	at Jaguars	P	3	90	30.0	34	0	0	0	0.0	0	0	L	28-31
10/12	Lions	P	0	0	0.0	0	0	0	0	0.0	0	0	W	30-17
10/19	Raiders	P	1	39	39.0	39	0	0	0	0.0	0	0	W	31-0
10/27	Commanders	P	0	0	0.0	0	0	0	0	0.0	0	0	W	28-7
11/02	at Bills	P	0	0	0.0	0	0	0	0	0.0	0	0	L	21-28
11/16	at Broncos	P	1	61	61.0	61	0	0	0	0.0	0	0	L	19-22
11/23	Colts	P	0	0	0.0	0	0	0	0	0.0	0	0	W	23-20+
11/27	at Cowboys	P	0	0	0.0	0	0	0	0	0.0	0	0	L	28-31
12/07	Texans	P	2	19	9.5	12	0	0	0	0.0	0	0	L	10-20
2025 TOTALS		**13-3**	**17**	**391**	**23.0**	**61**	**3**	**0**	**0**	**0.0**	**0**	**0**	**6-7**	

+ - Overtime

2024 GAME-BY-GAME POSTSEASON STATISTICS (CHIEFS)

			RECEIVING					RUSHING						
DATE	OPPONENT	P/S	NO.	YDS.	AVG.	LG	TD	NO.	YDS.	AVG.	LG	TD	W/L	SCORE
01/18	Texans						PRACTICE SQUAD						W	23-14
01/26	Bills						PRACTICE SQUAD						W	32-29
02/09	at Eagles						PRACTICE SQUAD						L	22-40
2024 TOTALS		**0-0**	**0**	**0**	**0.0**	**0**	**0**	**0**	**0**	**0.0**	**0**	**0**	**2-1**	

TYQUAN THORNTON'S COLLEGE RUSHING/RECEIVING STATISTICS

				RUSHING					RECEIVING				
DATE	TEAM	GP	GS	NO.	YDS.	AVG.	LG	TD	NO.	YDS.	AVG.	LG	TD
2018	Baylor	13	2	2	2	1.0	3	0	20	354	17.7	41	3
2019	Baylor	14	11	0	0	0.0	0	0	45	782	17.4	78	5
2020	Baylor	6	6	0	0	0.0	0	0	16	158	9.9	25	1
2021	Baylor	14	14	1	-11	-11.0	0	0	62	948	15.3	75	10
TOTALS		**47**	**33**	**3**	**-9**	**-3.0**	**3**	**0**	**143**	**2,242**	**15.7**	**78**	**19**

TYQUAN THORNTON'S COLLEGE RETURN STATISTICS

		KICKOFF RETURNS					PUNT RETURNS					
DATE	TEAM	RET.	YDS.	AVG.	LG	TD	NO.	FC	YDS.	AVG.	LG	TD
2018	Baylor	5	83	16.6	26	0	0	0	0	0.0	0	0
2019	Baylor	0	0	0.0	0	0	0	0	0	0.0	0	0
2020	Baylor	1	10	10.0	10	0	0	0	0	0.0	0	0
2021	Baylor	1	18	18.0	18	0	0	0	0	0.0	0	0
TOTALS		**7**	**111**	**15.9**	**26**	**0**	**0**	**0**	**0**	**0.0**	**0**	**0**

COLLEGE 2018 GAME-BY-GAME STATISTICS (BAYLOR)

				RUSHING					RECEIVING						
DATE	OPPONENT	P/S	NO.	YDS.	AVG.	LG	TD	NO.	YDS.	AVG.	LG	TD	W/L	SCORE
08/31	Abilene Christian	P	1	3	3.0	3	0	0	0	0.0	0	0	W	55-27
09/07	at UTSA	P	0	0	0.0	0	0	2	22	11.0	25	0	W	37-20
09/14	Duke	P	1	-1	-1.0	0	0	3	92	30.7	39	1	L	27-40
09/21	Kansas	P	0	0	0.0	0	0	3	50	16.7	39	1	W	26-7
09/28	at Oklahoma	P	0	0	0.0	0	0	1	11	11.0	11	0	L	33-66
10/05	Kansas St.	P	0	0	0.0	0	0	1	0	0.0	0	0	W	37-34
10/12	at Texas	P	0	0	0.0	0	0	0	0	0.0	0	0	L	17-23
10/24	at West Virginia	P	0	0	0.0	0	0	3	36	12.0	17	0	L	14-58
11/02	Oklahoma St.	S	0	0	0.0	0	0	0	0	0.0	0	0	W	35-31
11/09	at Iowa St.	S	0	0	0.0	0	0	2	20	10.0	12	0	L	14-28
11/16	TCU	P	0	0	0.0	0	0	0	0	0.0	0	0	L	9-16
11/23	at Texas Tech	P	0	0	0.0	0	0	2	51	25.5	41	1	W	35-24
12/26	at Vanderbilt	P	0	0	0.0	0	0	3	72	24.0	30	0	W	45-38
2018 TOTALS		**13-2**	**2**	**2**	**1.0**	**3**	**0**	**20**	**354**	**17.7**	**41**	**3**	**7-6**	

COLLEGE 2019 GAME-BY-GAME STATISTICS (BAYLOR)

				RUSHING					RECEIVING						
DATE	OPPONENT	P/S	NO.	YDS.	AVG.	LG	TD	NO.	YDS.	AVG.	LG	TD	W/L	SCORE
08/31	SFA	P	0	0	0.0	0	0	1	9	9.0	9	1	W	56-17
09/07	UTSA	P	0	0	0.0	0	0	1	16	16.0	16	0	W	63-14
09/21	at Rice	S	0	0	0.0	0	0	3	70	23.3	44	0	W	21-13
09/28	Iowa St.	S	0	0	0.0	0	0	11	141	12.8	35	1	W	23-21
10/05	at Kansas St.	S	0	0	0.0	0	0	4	92	23.0	29	1	W	31-12
10/12	Texas Tech	S	0	0	0.0	0	0	4	83	20.8	41	0	W	33-30
10/19	at Oklahoma St.	S	0	0	0.0	0	0	2	96	48.0	78	0	W	45-27
10/31	West Virginia	S	0	0	0.0	0	0	5	86	17.2	43	0	W	17-14
11/09	at TCU	S	0	0	0.0	0	0	3	19	6.3	9	0	W	29-23
11/16	Oklahoma	S	0	0	0.0	0	0	1	1	1.0	1	0	L	31-34
11/23	Texas	S	0	0	0.0	0	0	0	0	0.0	0	0	W	24-10
11/30	at Kansas	P	0	0	0.0	0	0	4	69	17.3	51	1	W	61-6
12/07	at Oklahoma	S	0	0	0.0	0	0	2	62	31.0	33	1	L	23-30
01/01	Georgia	S	0	0	0.0	0	0	4	38	9.5	17	0	L	14-26
2019 TOTALS		**14-11**	**0**	**0**	**0.0**	**0**	**0**	**45**	**782**	**17.4**	**78**	**5**	**11-3**	

COLLEGE 2020 GAME-BY-GAME STATISTICS (BAYLOR)

				RUSHING					RECEIVING						
DATE	OPPONENT	P/S	NO.	YDS.	AVG.	LG	TD	NO.	YDS.	AVG.	LG	TD	W/L	SCORE
09/26	Kansas	S	0	0	0.0	0	0	0	0	0.0	0	0	W	47-14
10/03	at West Virginia	S	0	0	0.0	0	0	4	45	11.3	18	0	L	21-27
10/24	at Texas	S	0	0	0.0	0	0	4	22	5.5	7	0	L	16-27
10/31	TCU	S	0	0	0.0	0	0	0	0	0.0	0	0	L	23-33
11/28	Kansas St.	S	0	0	0.0	0	0	4	38	9.5	12	0	W	32-31
12/05	at Oklahoma	S	0	0	0.0	0	0	4	53	13.3	25	1	L	14-27
2020 TOTALS		**6-6**	**0**	**0**	**0.0**	**0**	**0**	**16**	**158**	**9.9**	**25**	**1**	**2-4**	

COLLEGE 2021 GAME-BY-GAME STATISTICS (BAYLOR)

			RUSHING					RECEIVING						
DATE	OPPONENT	P/S	NO.	YDS.	AVG.	LG	TD	NO.	YDS.	AVG.	LG	TD	W/L	SCORE
09/04	at Texas St.	S	0	0	0.0	0	0	5	46	9.2	13	0	W	29-20
09/11	Texas Southern	S	0	0	0.0	0	0	5	103	20.6	48	2	W	66-7
09/18	at Kansas	S	0	0	0.0	0	0	3	31	10.3	12	0	W	45-7
09/25	Iowa St.	S	0	0	0.0	0	0	3	44	14.7	21	1	W	31-29
10/02	at Oklahoma St.	S	0	0	0.0	0	0	3	52	17.3	44	0	L	14-24
10/09	West Virginia	S	0	0	0.0	0	0	8	187	23.4	75	2	W	45-20
10/16	BYU	S	0	0	0.0	0	0	5	84	16.8	45	0	W	38-24
10/30	Texas	S	0	0	0.0	0	0	5	54	10.8	23	0	W	31-24
11/06	at TCU	S	0	0	0.0	0	0	5	121	24.2	49	2	L	28-30
11/13	Oklahoma	S	0	0	0.0	0	0	4	41	10.3	12	1	W	27-14
11/20	at Kansas St.	S	0	0	0.0	0	0	5	75	15.0	28	0	W	20-10
11/26	Texas Tech	S	0	0	0.0	0	0	4	37	9.3	15	0	W	27-24
12/04	at Oklahoma St.	S	1	-11	-11.0	0	0	6	71	11.8	21	1	W	21-16
01/01	at Ole Miss	S	0	0	0.0	0	0	1	2	2.0	2	1	W	21-7
2021 TOTALS		**14-14**	**1**	**-11**	**-11.0**	**0**	**0**	**62**	**948**	**15.3**	**75**	**10**	**12-2**	

JERRY TILLERY

DEFENSIVE TACKLE #99

NOTRE DAME



7TH YEAR IN THE NFL

1ST YEAR WITH THE CHIEFS

HEIGHT: 6'6"
WEIGHT: 295 LBS
HOW ACQUIRED: FA-25
BIRTHDAY: 10/8/96

- Tillery enters his first season with the Chiefs in 2025.
- Originally entered the NFL as a first-round draft pick (28th overall) by the Los Angeles Chargers in the 2019 NFL Draft.

Transactions: Signed by Kansas City (3/19/25) ... Signed by Minnesota (3/14/24) ... Cut by Las Vegas (3/13/24) ... Re-signed by Las Vegas (3/18/23) ... Signed by Las Vegas (11/14/22) ... Cut by Chargers (11/11/22) ... Originally entered the NFL as a first-round draft pick (28th overall) by the Los Angeles Chargers in the 2019 NFL Draft.

COLLEGE

Played four seasons at Notre Dame (2015-18) ... Appeared in 49 games with 40 starts ... Recorded 132 tackles (70 solo), 24.5 tackles for loss, 13.5 sacks, 21 quarterback hits and four forced fumbles in his career at Notre Dame ... Had a team-best 8.0 sacks and three forced fumbles with 30 total tackles (10.5 for loss) and five quarterback hurries in 2018 ... Led the team in quarterback hurries and sacks in 2017 ... Bednarik Award Watch List (2018) ... Outland Trophy Watch List (2018) ... Bronko Nagurski Trophy Watch List (2018) ... Moose Krause Lineman of the Year (2017) ... Notre Dame Defensive Newcomer of the Year (2015).

PERSONAL

- Second-team offensive lineman on MaxPreps All-American Team for 2015.
- Rated 126th player in the nation and 11th offensive tackle on Rivals.com 250 list.
- Named to CBS MaxPreps All-America second team.
- Named Louisiana District 1-3A defensive MVP and Shreveport Times All-City Defensive Player of the Year for 2014.
- Recorded 93 tackles, 15 tackles for loss and 7.0 sacks as a senior in 2014 for Evangel Christian High School.
- Graduated in May 2018 with a degree in economics from the College of Arts and Letters.

JERRY TILLERY'S NFL REGULAR SEASON DEFENSIVE STATISTICS

				TACKLES								INTERCEPTIONS					O. FUMB				ST					MISC	
DATE	TEAM	GP	GS	TK	S	A	TFL	YDS	SK	YDS	QBH	NO	YDS	LG	TD	PD	FF	FR	TD	YDS	TK	S	A	FF	FR	S	A
2019	Chargers	15	3	17	9	8	3	9	2.0	11.5	3	0	0	0	0	0	0	0	0	0	0	0	0	0	0	0	0
2020	Chargers	16	11	30	19	11	3	22	3.0	24.0	14	0	0	0	0	2	2	1	0	0	0	0	0	0	0	0	0
2021	Chargers	16	15	51	24	27	6	38	4.5	38.0	14	0	0	0	0	0	0	0	0	0	0	0	0	0	0	0	0
2022	Chargers	7	0	8	5	3	0	0	1.0	7.0	2	0	0	0	0	0	1	0	0	0	0	0	0	0	0	0	0
Went from **L.A. Chargers** to **Las Vegas**.																											
2022	Raiders	8	4	10	8	2	0	0	0.0	0.0	2	0	0	0	0	0	0	0	0	0	0	0	0	0	0	0	0
2022	TOTAL	15	4	18	13	5	0	0	1.0	7.0	4	0	0	0	0	0	1	0	0	0	0	0	0	0	0	0	0
2023	Raiders	17	6	31	11	20	2	11	2.0	11.0	6	0	0	0	0	0	0	1	0	0	0	0	0	0	0	0	0
2024	Vikings	17	11	28	13	15	1	1	0.0	0.0	3	0	0	0	0	2	1	0	0	0	0	0	0	0	0	0	0
2025	Chiefs	13	3	13	7	6	2	4	1.5	3.5	2	0	0	0	0	0	0	1	0	0	0	0	0	0	0	0	0
NFL TOTALS		**109**	**53**	**188**	**96**	**92**	**17**	**85**	**14.0**	**95.0**	**46**	**0**	**0**	**0**	**0**	**4**	**4**	**3**	**0**	**0**	**0**	**0**	**0**	**0**	**0**	**0**	**0**

JERRY TILLERY'S NFL POSTSEASON DEFENSIVE STATISTICS

				TACKLES								INTERCEPTIONS					O. FUMB				ST					MISC	
DATE	TEAM	GP	GS	TK	S	A	TFL	YDS	SK	YDS	QBH	NO	YDS	LG	TD	PD	FF	FR	TD	YDS	TK	S	A	FF	FR	S	A
2024	Vikings	1	0	0	0	0	0	0	0.0	0.0	0	0	0	0	0	0	0	0	0	0	0	0	0	0	0	0	0
NFL TOTALS		**1**	**0**	**0**	**0**	**0**	**0**	**0**	**0.0**	**0.0**	**0**	**0**	**0**	**0**	**0**	**0**	**0**	**0**	**0**	**0**	**0**	**0**	**0**	**0**	**0**	**0**	**0**

SINGLE-GAME HIGHS: DEFENSIVE

Total Tackles
7 vs. Dallas, Sep 19, 2021
6 vs. Cleveland, Oct 10, 2021
6 vs. New England, Dec 06, 2020
5 vs. N.Y. Giants, Dec 12, 2021
4 vs. Washington, Oct 27, 2025
...6 more at 4.

Solo Tackles
4 vs. Dallas, Sep 19, 2021
3 vs. N.Y. Jets, Nov 12, 2023
3 vs. New England, Oct 31, 2021
3 vs. Atlanta, Dec 13, 2020
...1 more at 3.

Sacks
1.0 vs. L.A. Chargers, Dec 14, 2023
1.0 at Denver, Sep 10, 2023
1.0 at Houston, Oct 02, 2022
...8 more at 1.0.

Passes Defensed
1 vs. Houston, Sep 22, 2024
1 at N.Y. Giants, Sep 08, 2024
1 vs. N.Y. Jets, Nov 22, 2020
...1 more at 1.

Forced Fumbles
1 vs. New England, Dec 06, 2020
1 vs. Las Vegas, Nov 08, 2020

Fumble Recoveries
1 vs. L.A. Chargers, Dec 14, 2023
1 vs. Las Vegas, Nov 08, 2020

Tackles For Loss
2 vs. Denver, Jan 02, 2022
1 at Green Bay, Sep 29, 2024
1 vs. L.A. Chargers, Dec 14, 2023
1 at Denver, Sep 10, 2023
...10 more at 1.

2019 GAME-BY-GAME REGULAR-SEASON STATISTICS (CHARGERS)

			TACKLES								INTERCEPTIONS					O. FUMB				ST					MISC			
DATE	OPPONENT	P/S	TK	S	A	SK	YDS	TFL	YDS	QBH	NO	YDS	LG	TD	PD	FF	FR	TD	YDS	TK	S	A	FF	FR	S	A	W/L	SCORE
09/08	Colts	P	1	0	1	0.0	0.0	0	0	0	0	0	0	0	0	0	0	0	0	0	0	0	0	0	0	0	W	30-24+
09/15	at Lions	P	1	1	0	0.0	0.0	0	0	0	0	0	0	0	0	0	0	0	0	0	0	0	0	0	0	0	L	10-13
09/22	Texans	P	0	0	0	0.0	0.0	0	0	0	0	0	0	0	0	0	0	0	0	0	0	0	0	0	0	0	L	20-27
09/29	at Dolphins	P	2	0	2	0.5	1.0	0	0	1	0	0	0	0	0	0	0	0	0	0	0	0	0	0	0	0	W	30-10
10/06	Broncos	P	1	1	0	1.0	7.0	1	7	1	0	0	0	0	0	0	0	0	0	0	0	0	0	0	0	0	L	13-20
10/13	Steelers	P	0	0	0	0.0	0.0	0	0	0	0	0	0	0	0	0	0	0	0	0	0	0	0	0	0	0	L	17-24
10/20	at Titans	S	0	0	0	0.0	0.0	0	0	0	0	0	0	0	0	0	0	0	0	0	0	0	0	0	0	0	L	20-23
10/27	at Bears	S	3	2	1	0.0	0.0	0	0	0	0	0	0	0	0	0	0	0	0	0	0	0	0	0	0	0	W	17-16
11/03	Packers	S	1	1	0	0.0	0.0	0	0	0	0	0	0	0	0	0	0	0	0	0	0	0	0	0	0	0	W	26-11
11/07	at Raiders	P	2	0	2	0.0	0.0	0	0	0	0	0	0	0	0	0	0	0	0	0	0	0	0	0	0	0	L	24-26
11/18	Chiefs	P	0	0	0	0.0	0.0	0	0	0	0	0	0	0	0	0	0	0	0	0	0	0	0	0	0	0	L	17-24
12/01	at Broncos	P	1	0	1	0.0	0.0	0	0	0	0	0	0	0	0	0	0	0	0	0	0	0	0	0	0	0	L	20-23
12/08	at Jaguars												INACTIVE														W	45-10
12/15	Vikings	P	3	3	0	0.0	0.0	1	1	0	0	0	0	0	0	0	0	0	0	0	0	0	0	0	0	0	L	10-39
12/22	Raiders	P	1	0	1	0.5	3.5	0	0	1	0	0	0	0	0	0	0	0	0	0	0	0	0	0	0	0	L	17-24
12/29	at Chiefs	P	1	1	0	0.0	0.0	1	1	0	0	0	0	0	0	0	0	0	0	0	0	0	0	0	0	0	L	21-31
2019 TOTALS		**15-3**	**17**	**9**	**8**	**2.0**	**11.5**	**3**	**9**	**3**	**0**	**0**	**0**	**0**	**0**	**0**	**0**	**0**	**0**	**0**	**0**	**0**	**0**	**0**	**0**	**0**	**5-11**	

+ - Overtime

2020 GAME-BY-GAME REGULAR-SEASON STATISTICS (CHARGERS)

			TACKLES								INTERCEPTIONS					O. FUMB				ST					MISC			
DATE	OPPONENT	P/S	TK	S	A	SK	YDS	TFL	YDS	QBH	NO	YDS	LG	TD	PD	FF	FR	TD	YDS	TK	S	A	FF	FR	S	A	W/L	SCORE
09/13	at Bengals	P	2	2	0	1.0	14.0	1	14	2	0	0	0	0	0	0	0	0	0	0	0	0	0	0	0	0	W	16-13
09/20	Chiefs	P	1	1	0	0.0	0.0	0	0	3	0	0	0	0	0	0	0	0	0	0	0	0	0	0	0	0	L	20-23+
09/27	Panthers	S	1	1	0	0.0	0.0	0	0	0	0	0	0	0	0	0	0	0	0	0	0	0	0	0	0	0	L	16-21
10/04	at Buccaneers	S	3	1	2	0.0	0.0	0	0	1	0	0	0	0	0	0	0	0	0	0	0	0	0	0	0	0	L	31-38
10/12	at Saints	S	2	1	1	0.0	0.0	0	0	0	0	0	0	0	0	0	0	0	0	0	0	0	0	0	0	0	L	27-30+
10/25	Jaguars	P	1	1	0	0.0	0.0	0	0	0	0	0	0	0	0	0	0	0	0	0	0	0	0	0	0	0	W	39-29
11/01	at Broncos	S	2	1	1	1.0	5.0	1	5	2	0	0	0	0	0	0	0	0	0	0	0	0	0	0	0	0	L	30-31
11/08	Raiders	S	1	1	0	1.0	5.0	0	0	0	0	0	0	0	1	1	1	0	0	0	0	0	0	0	0	0	L	26-31
11/15	at Dolphins	S	2	1	1	0.0	0.0	0	0	0	0	0	0	0	0	0	0	0	0	0	0	0	0	0	0	0	L	21-29
11/22	Jets	P	1	0	1	0.0	0.0	0	0	1	0	0	0	0	1	0	0	0	0	0	0	0	0	0	0	0	W	34-28
11/29	at Bills	S	1	1	0	0.0	0.0	0	0	1	0	0	0	0	0	0	0	0	0	0	0	0	0	0	0	0	L	17-27
12/06	Patriots	S	6	2	4	0.0	0.0	0	0	0	0	0	0	0	0	1	0	0	0	0	0	0	0	0	0	0	L	0-45
12/13	Falcons	P	3	3	0	0.0	0.0	0	0	0	0	0	0	0	0	0	0	0	0	0	0	0	0	0	0	0	W	20-17
12/17	at Raiders	S	1	1	0	0.0	0.0	1	3	2	0	0	0	0	0	0	0	0	0	0	0	0	0	0	0	0	W	30-27+
12/27	Broncos	S	0	0	0	0.0	0.0	0	0	1	0	0	0	0	0	0	0	0	0	0	0	0	0	0	0	0	W	19-16
01/03	at Chiefs	S	3	2	1	0.0	0.0	0	0	1	0	0	0	0	0	0	0	0	0	0	0	0	0	0	0	0	W	38-21
2020 TOTALS		**16-11**	**30**	**19**	**11**	**3.0**	**24.0**	**3**	**22**	**14**	**0**	**0**	**0**	**0**	**2**	**2**	**1**	**0**	**0**	**0**	**0**	**0**	**0**	**0**	**0**	**0**	**7-9**	

+ - Overtime

2021 GAME-BY-GAME REGULAR-SEASON STATISTICS (CHARGERS)

			TACKLES								INTERCEPTIONS					O. FUMB				ST					MISC			
DATE	OPPONENT	P/S	TK	S	A	SK	YDS	TFL	YDS	QBH	NO	YDS	LG	TD	PD	FF	FR	TD	YDS	TK	S	A	FF	FR	S	A	W/L	SCORE
09/12	at Football Team	S	0	0	0	0.0	0.0	0	0	1	0	0	0	0	0	0	0	0	0	0	0	0	0	0	0	0	W	20-16
09/19	Cowboys	S	7	4	3	0.5	5.0	0	0	1	0	0	0	0	0	0	0	0	0	0	0	0	0	0	0	0	L	17-20
09/26	at Chiefs	S	2	1	1	0.0	0.0	1	1	2	0	0	0	0	0	0	0	0	0	0	0	0	0	0	0	0	W	30-24
10/04	Raiders	S	3	1	2	1.0	10.0	1	10	1	0	0	0	0	0	0	0	0	0	0	0	0	0	0	0	0	W	28-14
10/10	Browns	S	6	2	4	0.0	0.0	0	0	0	0	0	0	0	0	0	0	0	0	0	0	0	0	0	0	0	W	47-42
10/17	at Ravens	S	1	0	1	0.0	0.0	0	0	2	0	0	0	0	0	0	0	0	0	0	0	0	0	0	0	0	L	6-34
10/31	Patriots	S	4	3	1	1.0	7.0	1	7	1	0	0	0	0	0	0	0	0	0	0	0	0	0	0	0	0	L	24-27
11/07	at Eagles	S	4	1	3	0.0	0.0	0	0	0	0	0	0	0	0	0	0	0	0	0	0	0	0	0	0	0	W	27-24
11/14	Vikings	P	3	2	1	0.0	0.0	0	0	0	0	0	0	0	0	0	0	0	0	0	0	0	0	0	0	0	L	20-27
11/21	Steelers										RESERVE/COVID-19																W	41-37
11/28	at Broncos	S	2	1	1	0.0	0.0	0	0	0	0	0	0	0	0	0	0	0	0	0	0	0	0	0	0	0	L	13-28
12/05	at Bengals	S	1	1	0	0.0	0.0	0	0	1	0	0	0	0	0	0	0	0	0	0	0	0	0	0	0	0	W	41-22
12/12	Giants	S	5	1	4	0.0	0.0	0	0	1	0	0	0	0	0	0	0	0	0	0	0	0	0	0	0	0	W	37-21
12/16	Chiefs	S	3	2	1	0.0	0.0	0	0	2	0	0	0	0	0	0	0	0	0	0	0	0	0	0	0	0	L	28-34+
12/26	at Texans	S	4	2	2	1.0	6.0	1	6	1	0	0	0	0	0	0	0	0	0	0	0	0	0	0	0	0	L	29-41
01/02	Broncos	S	4	2	2	1.0	10.0	2	14	1	0	0	0	0	0	0	0	0	0	0	0	0	0	0	0	0	W	34-13
01/09	at Raiders	S	2	1	1	0.0	0.0	0	0	0	0	0	0	0	0	0	0	0	0	0	0	0	0	0	0	0	L	32-35+
2021 TOTALS		**16-15**	**51**	**24**	**27**	**4.5**	**38.0**	**6**	**38**	**14**	**0**	**0**	**0**	**0**	**0**	**0**	**0**	**0**	**0**	**0**	**0**	**0**	**0**	**0**	**0**	**0**	**9-8**	

+ - Overtime

2022 GAME-BY-GAME REGULAR-SEASON STATISTICS (CHARGERS/RAIDERS)

			TACKLES								INTERCEPTIONS					O. FUMB				ST					MISC			
DATE	OPPONENT	P/S	TK	S	A	SK	YDS	TFL	YDS	QBH	NO	YDS	LG	TD	PD	FF	FR	TD	YDS	TK	S	A	FF	FR	S	A	W/L	SCORE
09/11	Raiders	P	0	0	0	0.0	0.0	0	0	0	0	0	0	0	0	0	0	0	0	0	0	0	0	0	0	0	W	24-19
09/15	at Chiefs	P	2	1	1	0.0	0.0	0	0	0	0	0	0	0	0	0	0	0	0	0	0	0	0	0	0	0	L	24-27
09/25	Jaguars	P	2	2	0	0.0	0.0	0	0	0	0	0	0	0	0	0	0	0	0	0	0	0	0	0	0	0	L	10-38
10/02	at Texans	P	1	1	0	1.0	7.0	0	0	1	0	0	0	0	0	1	0	0	0	0	0	0	0	0	0	0	W	34-24
10/09	at Browns	P	1	0	1	0.0	0.0	0	0	1	0	0	0	0	0	0	0	0	0	0	0	0	0	0	0	0	W	30-28
10/17	Broncos	P	1	0	1	0.0	0.0	0	0	0	0	0	0	0	0	0	0	0	0	0	0	0	0	0	0	0	W	19-16+
10/23	Seahawks	P	1	1	0	0.0	0.0	0	0	0	0	0	0	0	0	0	0	0	0	0	0	0	0	0	0	0	L	23-37
11/06	at Falcons										INACTIVE																W	20-17
11/13	at 49ers										NOT ON ROSTER																L	16-22
											Went from **Chargers** to **Raiders**.																	
11/20	at Broncos	P	1	1	0	0.0	0.0	0	0	0	0	0	0	0	0	0	0	0	0	0	0	0	0	0	0	0	W	22-16+
11/27	at Seahawks	P	0	0	0	0.0	0.0	0	0	0	0	0	0	0	0	0	0	0	0	0	0	0	0	0	0	0	W	40-34+
12/04	Chargers	S	2	1	1	0.0	0.0	0	0	2	0	0	0	0	0	0	0	0	0	0	0	0	0	0	0	0	W	27-20
12/08	at Rams	S	2	2	0	0.0	0.0	0	0	0	0	0	0	0	0	0	0	0	0	0	0	0	0	0	0	0	L	16-17
12/18	Patriots	S	2	2	0	0.0	0.0	0	0	0	0	0	0	0	0	0	0	0	0	0	0	0	0	0	0	0	W	30-24
12/24	at Steelers	P	1	1	0	0.0	0.0	0	0	0	0	0	0	0	0	0	0	0	0	0	0	0	0	0	0	0	L	10-13
01/01	49ers	S	1	0	1	0.0	0.0	0	0	0	0	0	0	0	0	0	0	0	0	0	0	0	0	0	0	0	L	34-37+
01/07	Chiefs	P	1	1	0	0.0	0.0	0	0	0	0	0	0	0	0	0	0	0	0	0	0	0	0	0	0	0	L	13-31
2022 TOTALS		**15-4**	**18**	**13**	**5**	**1.0**	**7.0**	**0**	**0**	**4**	**0**	**0**	**0**	**0**	**0**	**1**	**0**	**0**	**0**	**0**	**0**	**0**	**0**	**0**	**0**	**0**	**9-8**	

+ - Overtime

2023 GAME-BY-GAME REGULAR-SEASON STATISTICS (RAIDERS)

			TACKLES								INTERCEPTIONS					O. FUMB				ST					MISC			
DATE	OPPONENT	P/S	TK	S	A	SK	YDS	TFL	YDS	QBH	NO	YDS	LG	TD	PD	FF	FR	TD	YDS	TK	S	A	FF	FR	S	A	W/L	SCORE
09/10	at Broncos	S	3	1	2	1.0	4.0	1	4	1	0	0	0	0	0	0	0	0	0	0	0	0	0	0	0	0	W	17-16
09/17	at Bills	P	2	1	1	0.0	0.0	0	0	0	0	0	0	0	0	0	0	0	0	0	0	0	0	0	0	0	L	10-38
09/24	Steelers	S	2	1	1	0.0	0.0	0	0	1	0	0	0	0	0	0	0	0	0	0	0	0	0	0	0	0	L	18-23
10/01	at Chargers	P	1	1	0	0.0	0.0	0	0	0	0	0	0	0	0	0	0	0	0	0	0	0	0	0	0	0	L	17-24
10/09	Packers	P	1	0	1	0.0	0.0	0	0	0	0	0	0	0	0	0	0	0	0	0	0	0	0	0	0	0	W	17-13
10/15	Patriots	P	0	0	0	0.0	0.0	0	0	0	0	0	0	0	0	0	0	0	0	0	0	0	0	0	0	0	W	21-17
10/22	at Bears	P	0	0	0	0.0	0.0	0	0	0	0	0	0	0	0	0	0	0	0	0	0	0	0	0	0	0	L	12-30
10/30	at Lions	P	3	1	2	0.0	0.0	0	0	1	0	0	0	0	0	0	0	0	0	0	0	0	0	0	0	0	L	14-26
11/05	Giants	P	1	0	1	0.0	0.0	0	0	0	0	0	0	0	0	0	0	0	0	0	0	0	0	0	0	0	W	30-6
11/12	Jets	S	4	3	1	0.0	0.0	0	0	1	0	0	0	0	0	0	0	0	0	0	0	0	0	0	0	0	W	16-12
11/19	at Dolphins	P	2	0	2	0.0	0.0	0	0	0	0	0	0	0	0	0	0	0	0	0	0	0	0	0	0	0	L	13-20
11/26	Chiefs	S	2	1	1	0.0	0.0	0	0	0	0	0	0	0	0	0	0	0	0	0	0	0	0	0	0	0	L	17-31
12/10	Vikings	S	2	0	2	0.0	0.0	0	0	0	0	0	0	0	0	0	0	0	0	0	0	0	0	0	0	0	L	0-3
12/14	Chargers	S	3	1	2	1.0	7.0	1	7	1	0	0	0	0	0	0	1	0	0	0	0	0	0	0	0	0	W	63-21
12/25	at Chiefs	P	2	0	2	0.0	0.0	0	0	1	0	0	0	0	0	0	0	0	0	0	0	0	0	0	0	0	W	20-14
12/31	at Colts	P	2	0	2	0.0	0.0	0	0	0	0	0	0	0	0	0	0	0	0	0	0	0	0	0	0	0	L	20-23
01/07	Broncos	P	1	1	0	0.0	0.0	0	0	0	0	0	0	0	0	0	0	0	0	0	0	0	0	0	0	0	W	27-14
2023 TOTALS		**17-6**	**31**	**11**	**20**	**2.0**	**11.0**	**2**	**11**	**6**	**0**	**0**	**0**	**0**	**0**	**0**	**1**	**0**	**0**	**0**	**0**	**0**	**0**	**0**	**0**	**0**	**8-9**	

2024 GAME-BY-GAME REGULAR-SEASON STATISTICS (VIKINGS)

			TACKLES								INTERCEPTIONS					O. FUMB				ST					MISC			
DATE	OPPONENT	P/S	TK	S	A	SK	YDS	TFL	YDS	QBH	NO	YDS	LG	TD	PD	FF	FR	TD	YDS	TK	S	A	FF	FR	S	A	W/L	SCORE
09/08	at Giants	S	3	1	2	0.0	0.0	0	0	1	0	0	0	0	1	0	0	0	0	0	0	0	0	0	0	0	W	28-6
09/15	49ers	S	1	0	1	0.0	0.0	0	0	0	0	0	0	0	0	0	0	0	0	0	0	0	0	0	0	0	W	23-17
09/22	Texans	S	0	0	0	0.0	0.0	0	0	1	0	0	0	0	1	0	0	0	0	0	0	0	0	0	0	0	W	34-7
09/29	at Packers	S	2	1	1	0.0	0.0	1	1	0	0	0	0	0	0	0	0	0	0	0	0	0	0	0	0	0	W	31-29
10/06	Jets	S	2	1	1	0.0	0.0	0	0	0	0	0	0	0	0	0	0	0	0	0	0	0	0	0	0	0	W	23-17
10/20	Lions	S	4	1	3	0.0	0.0	0	0	1	0	0	0	0	0	0	0	0	0	0	0	0	0	0	0	0	L	29-31
10/24	at Rams	P	1	0	1	0.0	0.0	0	0	0	0	0	0	0	0	0	0	0	0	0	0	0	0	0	0	0	L	20-30
11/03	Colts	S	3	2	1	0.0	0.0	0	0	0	0	0	0	0	0	0	0	0	0	0	0	0	0	0	0	0	W	21-13
11/10	at Jaguars	S	1	1	0	0.0	0.0	0	0	0	0	0	0	0	0	0	0	0	0	0	0	0	0	0	0	0	W	12-7
11/17	at Titans	S	2	1	1	0.0	0.0	0	0	0	0	0	0	0	0	0	0	0	0	0	0	0	0	0	0	0	W	23-13
11/24	at Bears	P	2	1	1	0.0	0.0	0	0	0	0	0	0	0	0	0	0	0	0	0	0	0	0	0	0	0	W	30-27+
12/01	Cardinals	S	0	0	0	0.0	0.0	0	0	0	0	0	0	0	0	0	0	0	0	0	0	0	0	0	0	0	W	23-22
12/08	Falcons	P	2	2	0	0.0	0.0	0	0	0	0	0	0	0	0	0	0	0	0	0	0	0	0	0	0	0	W	42-21
12/16	Bears	P	1	0	1	0.0	0.0	0	0	0	0	0	0	0	0	0	0	0	0	0	0	0	0	0	0	0	W	30-12
12/22	at Seahawks	S	3	1	2	0.0	0.0	0	0	0	0	0	0	0	0	0	0	0	0	0	0	0	0	0	0	0	W	27-24
12/29	Packers	P	1	1	0	0.0	0.0	0	0	0	0	0	0	0	0	1	0	0	0	0	0	0	0	0	0	0	W	27-25
01/05	at Lions	P	0	0	0	0.0	0.0	0	0	0	0	0	0	0	0	0	0	0	0	0	0	0	0	0	0	0	L	9-31
2024 TOTALS		**17-11**	**28**	**13**	**15**	**0.0**	**0.0**	**1**	**1**	**3**	**0**	**0**	**0**	**0**	**2**	**1**	**0**	**0**	**0**	**0**	**0**	**0**	**0**	**0**	**0**	**14-3**	

+ - Overtime

2025 GAME-BY-GAME REGULAR-SEASON STATISTICS (CHIEFS)

			TACKLES								INTERCEPTIONS					O. FUMB				ST					MISC			
DATE	OPPONENT	P/S	TK	S	A	SK	YDS	TFL	YDS	QBH	NO	YDS	LG	TD	PD	FF	FR	TD	YDS	TK	S	A	FF	FR	S	A	W/L	SCORE
09/05	at Chargers	S	1	1	0	0.0	0.0	1	1	0	0	0	0	0	0	0	0	0	0	0	0	0	0	0	0	0	L	21-27
09/14	Eagles	P	1	1	0	0.0	0.0	0	0	0	0	0	0	0	0	0	0	0	0	0	0	0	0	0	0	0	L	17-20
09/21	at Giants	P	0	0	0	0.0	0.0	0	0	0	0	0	0	0	0	0	0	0	0	0	0	0	0	0	0	0	W	22-9
09/28	Ravens	P	1	1	0	1.0	3.0	1	3	1	0	0	0	0	0	0	0	0	0	0	0	0	0	0	0	0	W	37-20
10/06	at Jaguars	P	3	1	2	0.0	0.0	0	0	0	0	0	0	0	0	0	0	0	0	0	0	0	0	0	0	0	L	28-31
10/12	Lions	P	0	0	0	0.0	0.0	0	0	0	0	0	0	0	0	0	0	0	0	0	0	0	0	0	0	0	W	30-17
10/19	Raiders	P	1	1	0	0.0	0.0	0	0	0	0	0	0	0	0	0	1	0	0	0	0	0	0	0	0	0	W	31-0
10/27	Commanders	P	4	2	2	0.0	0.0	0	0	0	0	0	0	0	0	0	0	0	0	0	0	0	0	0	0	0	W	28-7
11/02	at Bills	S	0	0	0	0.0	0.0	0	0	0	0	0	0	0	0	0	0	0	0	0	0	0	0	0	0	0	L	21-28
11/16	at Broncos	S	0	0	0	0.0	0.0	0	0	0	0	0	0	0	0	0	0	0	0	0	0	0	0	0	0	0	L	19-22
11/23	Colts	P	0	0	0	0.0	0.0	0	0	0	0	0	0	0	0	0	0	0	0	0	0	0	0	0	0	0	W	23-20+
11/27	at Cowboys	P	1	0	1	0.0	0.0	0	0	0	0	0	0	0	0	0	0	0	0	0	0	0	0	0	0	0	L	28-31
12/07	Texans	P	1	0	1	0.5	0.5	0	0	1	0	0	0	0	0	0	0	0	0	0	0	0	0	0	0	0	L	10-20
2025 TOTALS		**13-3**	**13**	**7**	**6**	**1.5**	**3.5**	**2**	**4**	**2**	**0**	**0**	**0**	**0**	**0**	**0**	**1**	**0**	**0**	**0**	**0**	**0**	**0**	**0**	**0**	**0**	**6-7**	

+ - Overtime

2024 GAME-BY-GAME POSTSEASON STATISTICS (VIKINGS)

			TACKLES								INTERCEPTIONS					O. FUMB				ST					MISC			
DATE	OPPONENT	P/S	TK	S	A	SK	YDS	TFL	YDS	QBH	NO	YDS	LG	TD	PD	FF	FR	TD	YDS	TK	S	A	FF	FR	S	A	W/L	SCORE
01/13	at Rams	P	0	0	0	0.0	0.0	0	0	0	0	0	0	0	0	0	0	0	0	0	0	0	0	0	0	0	L	9-27
2024 TOTALS		**1-0**	**0**	**0**	**0**	**0.0**	**0.0**	**0**	**0**	**0**	**0**	**0**	**0**	**0**	**0**	**0**	**0**	**0**	**0**	**0**	**0**	**0**	**0**	**0**	**0**	**0**	**0-1**	

JERRY TILLERY'S COLLEGE DEFENSIVE STATISTICS

				TACKLES								INTERCEPTIONS					O. FUMB				ST					MISC	
DATE	TEAM	GP	GS	TK	S	A	TFL	YDS	SK	YDS	QBH	NO	YDS	LG	TD	PD	FF	FR	TD	YDS	TK	S	A	FF	FR	S	A
2015	Notre Dame	12	3	12	9	3	2.0	7.0	1.0	4.0	0	0	0	0	0	0	0	0	0	0	0	0	0	0	0	0	0
2016	Notre Dame	11	11	34	17	17	3.0	4.0	0.0	0.0	5	0	0	0	0	0	0	0	0	0	0	0	0	0	0	0	0
2017	Notre Dame	13	13	56	25	31	9.0	25.0	4.5	18.0	11	0	0	0	0	0	1	0	0	0	0	0	0	0	0	0	0
2018	Notre Dame	13	13	30	19	11	10.5	59.0	8.0	54.0	5	0	0	0	0	0	3	0	0	0	0	0	0	0	0	0	0
TOTALS		**49**	**40**	**132**	**70**	**62**	**24.5**	**95.0**	**13.5**	**76.0**	**21**	**0**	**0**	**0**	**0**	**0**	**4**	**0**	**0**	**0**	**0**	**0**	**0**	**0**	**0**	**0**	**0**

COLLEGE 2015 GAME-BY-GAME STATISTICS (NOTRE DAME)

			TACKLES								INTERCEPTIONS					O. FUMB				ST					MISC			
DATE	OPPONENT	P/S	TK	S	A	SK	YDS	TFL	YDS	QBH	NO	YDS	LG	TD	PD	FF	FR	TD	YDS	TK	S	A	FF	FR	S	A	W/L	SCORE
09/04	Texas	P	1	1	0	1.0	4.0	1.0	4.0	0	0	0	0	0	0	0	0	0	0	0	0	0	0	0	0	0	W	38-3
09/11	at Virginia	P	0	0	0	0.0	0.0	0.0	0.0	0	0	0	0	0	0	0	0	0	0	0	0	0	0	0	0	0	W	34-27
09/18	Georgia Tech	S	3	1	2	0.0	0.0	0.0	0.0	0	0	0	0	0	0	0	0	0	0	0	0	0	0	0	0	0	W	30-22
09/25	Massachusetts	P	0	0	0	0.0	0.0	0.0	0.0	0	0	0	0	0	0	0	0	0	0	0	0	0	0	0	0	0	W	62-27
10/02	at Clemson	P	4	4	0	0.0	0.0	1.0	3.0	0	0	0	0	0	0	0	0	0	0	0	0	0	0	0	0	0	L	22-24
10/09	Navy	S	1	0	1	0.0	0.0	0.0	0.0	0	0	0	0	0	0	0	0	0	0	0	0	0	0	0	0	0	W	41-24
10/16	Southern California	P	0	0	0	0.0	0.0	0.0	0.0	0	0	0	0	0	0	0	0	0	0	0	0	0	0	0	0	0	W	41-31
10/30	at Temple	P	0	0	0	0.0	0.0	0.0	0.0	0	0	0	0	0	0	0	0	0	0	0	0	0	0	0	0	0	W	24-20
11/06	at Pittsburgh	P	0	0	0	0.0	0.0	0.0	0.0	0	0	0	0	0	0	0	0	0	0	0	0	0	0	0	0	0	W	42-30
11/13	Wake Forest	P	0	0	0	0.0	0.0	0.0	0.0	0	0	0	0	0	0	0	0	0	0	0	0	0	0	0	0	0	W	28-7
11/20	Boston College	P	2	2	0	0.0	0.0	0.0	0.0	0	0	0	0	0	0	0	0	0	0	0	0	0	0	0	0	0	W	19-16
11/27	at Stanford	S	1	1	0	0.0	0.0	0.0	0.0	0	0	0	0	0	0	0	0	0	0	0	0	0	0	0	0	0	L	36-38
2015 TOTALS		**12-3**	**12**	**9**	**3**	**1.0**	**4.0**	**2.0**	**7.0**	**0**	**0**	**0**	**0**	**0**	**0**	**0**	**0**	**0**	**0**	**0**	**0**	**0**	**0**	**0**	**0**	**10-2**	

COLLEGE 2016 GAME-BY-GAME STATISTICS (NOTRE DAME)

			TACKLES								INTERCEPTIONS					O. FUMB				ST					MISC			
DATE	OPPONENT	P/S	TK	S	A	SK	YDS	TFL	YDS	QBH	NO	YDS	LG	TD	PD	FF	FR	TD	YDS	TK	S	A	FF	FR	S	A	W/L	SCORE
09/04	at Texas	S	4	1	3	0.0	0.0	0.0	0.0	0	0	0	0	0	0	0	0	0	0	0	0	0	0	0	0	0	L	47-50+
09/10	Nevada	S	2	1	1	0.0	0.0	0.0	0.0	0	0	0	0	0	0	0	0	0	0	0	0	0	0	0	0	0	W	39-10
09/17	Michigan St.	S	5	4	1	0.0	0.0	2.0	3.0	0	0	0	0	0	0	0	0	0	0	0	0	0	0	0	0	0	L	28-36
09/24	Duke	S	1	0	1	0.0	0.0	0.0	0.0	0	0	0	0	0	0	0	0	0	0	0	0	0	0	0	0	0	L	35-38
10/01	at Syracuse	S	3	1	2	0.0	0.0	0.0	0.0	2	0	0	0	0	0	0	0	0	0	0	0	0	0	0	0	0	W	50-33
10/08	at NC State	S	9	5	4	0.0	0.0	1.0	1.0	0	0	0	0	0	0	0	0	0	0	0	0	0	0	0	0	0	L	3-10
10/15	Stanford	S	0	0	0	0.0	0.0	0.0	0.0	0	0	0	0	0	0	0	0	0	0	0	0	0	0	0	0	0	L	10-17
10/29	Miami (FL)	S	0	0	0	0.0	0.0	0.0	0.0	3	0	0	0	0	0	0	0	0	0	0	0	0	0	0	0	0	W	30-27
11/05	at Navy	S	4	1	3	0.0	0.0	0.0	0.0	0	0	0	0	0	0	0	0	0	0	0	0	0	0	0	0	0	L	27-28
11/12	Army West Point	S	3	3	0	0.0	0.0	0.0	0.0	0	0	0	0	0	0	0	0	0	0	0	0	0	0	0	0	0	W	44-6
11/19	Virginia Tech	S	3	1	2	0.0	0.0	0.0	0.0	0	0	0	0	0	0	0	0	0	0	0	0	0	0	0	0	0	L	31-34
2016 TOTALS		**11-11**	**34**	**17**	**17**	**0.0**	**0.0**	**3.0**	**4.0**	**5**	**0**	**0**	**0**	**0**	**0**	**0**	**0**	**0**	**0**	**0**	**0**	**0**	**0**	**0**	**0**	**0**	**4-7**	

+ - Overtime

COLLEGE 2017 GAME-BY-GAME STATISTICS (NOTRE DAME)

			TACKLES								INTERCEPTIONS					O. FUMB				ST					MISC			
DATE	OPPONENT	P/S	TK	S	A	SK	YDS	TFL	YDS	QBH	NO	YDS	LG	TD	PD	FF	FR	TD	YDS	TK	S	A	FF	FR	S	A	W/L	SCORE
09/02	Temple	S	4	3	1	0.0	0.0	0.0	0.0	0	0	0	0	0	0	0	0	0	0	0	0	0	0	0	0	0	W	49-16
09/09	Georgia	S	5	1	4	0.0	0.0	0.5	1.0	2	0	0	0	0	0	0	0	0	0	0	0	0	0	0	0	0	L	19-20
09/16	at Boston College	S	7	4	3	1.0	6.0	1.0	6.0	0	0	0	0	0	0	0	0	0	0	0	0	0	0	0	0	0	W	49-20
09/23	at Michigan St.	S	3	0	3	0.5	1.0	0.5	1.0	0	0	0	0	0	0	0	0	0	0	0	0	0	0	0	0	0	W	38-18
09/30	Miami (OH)	S	3	1	2	1.5	6.0	1.5	6.0	1	0	0	0	0	0	1	0	0	0	0	0	0	0	0	0	0	W	52-17
10/07	at North Carolina	S	5	2	3	0.0	0.0	1.0	1.0	2	0	0	0	0	0	0	0	0	0	0	0	0	0	0	0	0	W	33-10
10/21	Southern California	S	4	1	3	0.0	0.0	0.5	2.0	2	0	0	0	0	0	0	0	0	0	0	0	0	0	0	0	0	W	49-14
10/28	NC State	S	4	1	3	0.0	0.0	0.0	0.0	0	0	0	0	0	0	0	0	0	0	0	0	0	0	0	0	0	W	35-14
11/04	Wake Forest	S	2	1	1	0.0	0.0	0.5	1.0	1	0	0	0	0	0	0	0	0	0	0	0	0	0	0	0	0	W	48-37
11/11	at Miami (FL)	S	3	2	1	0.0	0.0	0.0	0.0	0	0	0	0	0	0	0	0	0	0	0	0	0	0	0	0	0	L	8-41
11/18	Navy	S	6	3	3	0.0	0.0	0.0	0.0	0	0	0	0	0	0	0	0	0	0	0	0	0	0	0	0	0	W	24-17
11/25	at Stanford	S	6	6	0	1.0	2.0	3.0	4.0	2	0	0	0	0	0	0	0	0	0	0	0	0	0	0	0	0	L	20-38
01/01	at LSU	S	4	0	4	0.5	3.0	0.5	3.0	1	0	0	0	0	0	0	0	0	0	0	0	0	0	0	0	0	W	21-17
2017 TOTALS		**13-13**	**56**	**25**	**31**	**4.5**	**18.0**	**9.0**	**25.0**	**11**	**0**	**0**	**0**	**0**	**0**	**1**	**0**	**0**	**0**	**0**	**0**	**0**	**0**	**0**	**0**	**0**	**10-3**	

COLLEGE 2018 GAME-BY-GAME STATISTICS (NOTRE DAME)

			TACKLES								INTERCEPTIONS					O. FUMB				ST					MISC			
DATE	OPPONENT	P/S	TK	S	A	SK	YDS	TFL	YDS	QBH	NO	YDS	LG	TD	PD	FF	FR	TD	YDS	TK	S	A	FF	FR	S	A	W/L	SCORE
08/31	Michigan	S	4	3	1	2.0	16.0	2.0	16.0	0	0	0	0	0	0	1	0	0	0	0	0	0	0	0	0	0	W	24-17
09/07	Ball St.	S	2	0	2	0.0	0.0	0.0	0.0	0	0	0	0	0	0	0	0	0	0	0	0	0	0	0	0	0	W	24-16
09/14	Vanderbilt	S	1	1	0	1.0	9.0	1.0	9.0	0	0	0	0	0	0	1	0	0	0	0	0	0	0	0	0	0	W	22-17
09/21	at Wake Forest	S	1	0	1	0.0	0.0	0.5	0.0	1	0	0	0	0	0	0	0	0	0	0	0	0	0	0	0	0	W	56-27
09/28	Stanford	S	6	4	2	4.0	20.0	4.0	20.0	2	0	0	0	0	0	1	0	0	0	0	0	0	0	0	0	0	W	38-17
10/05	at Virginia Tech	S	5	4	1	0.0	0.0	0.0	0.0	0	0	0	0	0	0	0	0	0	0	0	0	0	0	0	0	0	W	45-23
10/12	Pittsburgh	S	2	2	0	0.0	0.0	0.0	0.0	1	0	0	0	0	0	0	0	0	0	0	0	0	0	0	0	0	W	19-14
10/26	at Navy	S	4	2	2	0.0	0.0	1.0	4.0	0	0	0	0	0	0	0	0	0	0	0	0	0	0	0	0	0	W	44-22
11/02	at Northwestern	S	3	1	2	0.0	0.0	0.0	0.0	0	0	0	0	0	0	0	0	0	0	0	0	0	0	0	0	0	W	31-21
11/09	Florida St.	S	0	0	0	0.0	0.0	0.0	0.0	1	0	0	0	0	0	0	0	0	0	0	0	0	0	0	0	0	W	42-13
11/16	Syracuse	S	1	1	0	0.0	0.0	1.0	1.0	0	0	0	0	0	0	0	0	0	0	0	0	0	0	0	0	0	W	36-3
11/24	at Southern California	S	1	1	0	1.0	9.0	1.0	9.0	0	0	0	0	0	0	0	0	0	0	0	0	0	0	0	0	0	W	24-17
12/28	at Clemson	S	0	0	0	0.0	0.0	0.0	0.0	0	0	0	0	0	0	0	0	0	0	0	0	0	0	0	0	0	L	3-30
2018 TOTALS		**13-13**	**30**	**19**	**11**	**8.0**	**54.0**	**10.5**	**59.0**	**5**	**0**	**0**	**0**	**0**	**0**	**3**	**0**	**0**	**0**	**0**	**0**	**0**	**0**	**0**	**0**	**0**	**12-1**	

ROBERT TONYAN

TIGHT END #85

INDIANA STATE

7TH YEAR IN THE NFL

2ND YEAR WITH THE CHIEFS

HEIGHT: 6'5"
WEIGHT: 240 LBS
HOW ACQUIRED: FA-25
BIRTHDAY: 4/30/94

- Tonyan enters his second season with the Chiefs in 2025.
- Originally entered the NFL as an undrafted free agent with the Detroit Lions in 2017.

Transactions: Signed to Kansas City's active roster (8/28/25) ... Signed to Kansas City's practice squad (8/27/25) ... Cut by Kansas City (8/26/25) ... Signed with Kansas City (3/11/25) ... Cut by Kansas City (1/15/25) ... Signed to Kansas City's practice squad (12/23/24) ... Cut by Minnesota (11/29/24) ... Signed to Minnesota's practice squad (10/23/24) ... Cut by Minnesota (10/22/24) ... Signed to Minnesota's practice squad (10/9/24) ... Cut by Minnesota (10/8/24) ... Signed with Minnesota's practice squad (08/28/24) ... Cut by Minnesota (08/27/24) ... Signed with Minnesota (05/16/24) ... Signed with Chicago (03/16/23) ... Re-signed with Green Bay (03/21/22) ... Re-signed with Green Bay (06/1/21) ... Re-signed with Green Bay (04/24/20) ... Re-signed with Green Bay (04/8/19) ... Signed with Green Bay (01/02/18)... Signed with Green Bay's practice squad (12/5/17) ... Cut by Detroit (09/2/17) ... Originally entered the NFL as an undrafted free agent with the Detroit Lions in 2017.

COLLEGE

Appeared in 46 games at Indiana State (2013-16) as a wide receiver and quarterback recording 150 receptions for 2,047 yards and 20 touchdowns ... Was an Honorable Mention All-MVFC and an Honorable Mention MVFC Scholar Athlete in 2015 ... Played in 11 games (six starts) in 2015 ... Transitioned from QB to WR and recorded 601 yards and six touchdowns on 40 receptions ... Appeared in 13 games in 2014 ... Hauled in 54 catches for 747 yards ...Played in 11 games at quarterback in 2013 ... Completed 35-of-102 passes for 348 yards and three touchdowns ... Redshirted in 2012.

PERSONAL

- Lettered two years in both football and basketball at McHenry High School-East Campus.
- Earned All-State nominations in 2010 and 2011 and 2011 All-State Honorable Mention 7A.
- Named All-Fox Valley Conference in 2010 and 2011.
- Majored in physical education.

ROBERT TONYAN'S NFL REGULAR SEASON RUSHING/RECEIVING STATISTICS

				RECEIVING					RUSHING				
DATE	TEAM	GP	GS	NO.	YDS.	AVG.	LG	TD	NO.	YDS.	AVG.	LG	TD
2017	Packers	0	0	0	0	0.0	0	0	0	0	0.0	0	0
2018	Packers	16	1	4	77	19.3	54t	1	0	0	0.0	0	0
2019	Packers	11	1	10	100	10.0	28	1	0	0	0.0	0	0
2020	Packers	16	8	52	586	11.3	45	11	0	0	0.0	0	0
2021	Packers	8	5	18	204	11.3	33	2	0	0	0.0	0	0
2022	Packers	17	3	53	470	8.9	24	2	0	0	0.0	0	0
2023	Bears	17	6	11	112	10.2	24	0	0	0	0.0	0	0
2024	Vikings	5	0	0	0	0.0	0	0	0	0	0.0	0	0
2025	Chiefs	13	0	1	1	1.0	1	0	0	0	0.0	0	0
NFL TOTALS		**103**	**24**	**149**	**1,550**	**10.4**	**54T**	**17**	**0**	**0**	**0.0**	**0**	**0**

ROBERT TONYAN'S NFL POSTSEASON RUSHING/RECEIVING STATISTICS

				RECEIVING					RUSHING				
DATE	TEAM	GP	GS	NO.	YDS.	AVG.	LG	TD	NO.	YDS.	AVG.	LG	TD
2019	Packers	2	0	0	0	0.0	0	0	0	0	0.0	0	0
2020	Packers	2	0	8	82	10.3	33	1	0	0	0.0	0	0
2021	Packers	0	0	0	0	0.0	0	0	0	0	0.0	0	0
2024	Vikings	0	0	0	0	0.0	0	0	0	0	0.0	0	0
NFL TOTALS		**4**	**0**	**8**	**82**	**10.3**	**33**	**1**	**0**	**0**	**0.0**	**0**	**0**

ROBERT TONYAN'S NFL REGULAR SEASON RETURN STATISTICS

		KICKOFF RETURNS					PUNT RETURNS					
DATE	TEAM	RET.	YDS.	AVG.	LG	TD	NO.	FC	YDS.	AVG.	LG	TD
2017	Packers	0	0	0.0	0	0	0	0	0	0.0	0	0
2018	Packers	0	0	0.0	0	0	0	0	0	0.0	0	0
2019	Packers	0	0	0.0	0	0	0	0	0	0.0	0	0
2020	Packers	0	0	0.0	0	0	0	0	0	0.0	0	0
2021	Packers	0	0	0.0	0	0	0	0	0	0.0	0	0
2022	Packers	0	0	0.0	0	0	0	0	0	0.0	0	0
2023	Bears	0	0	0.0	0	0	0	0	0	0.0	0	0
2024	Vikings	0	0	0.0	0	0	0	0	0	0.0	0	0
2025	Chiefs	0	0	0.0	0	0	0	0	0	0.0	0	0
NFL TOTALS		**0**	**0**	**0.0**	**0**	**0**	**0**	**0**	**0**	**0.0**	**0**	**0**

ROBERT TONYAN'S NFL POSTSEASON RETURN STATISTICS

		KICKOFF RETURNS					PUNT RETURNS					
DATE	TEAM	RET.	YDS.	AVG.	LG	TD	NO.	FC	YDS.	AVG.	LG	TD
2019	Packers	0	0	0.0	0	0	0	0	0	0.0	0	0
2020	Packers	0	0	0.0	0	0	0	0	0	0.0	0	0
2021	Packers	0	0	0.0	0	0	0	0	0	0.0	0	0
2024	Vikings	0	0	0.0	0	0	0	0	0	0.0	0	0
NFL TOTALS		**0**	**0**	**0.0**	**0**	**0**	**0**	**0**	**0**	**0.0**	**0**	**0**

SINGLE-GAME HIGHS: RECEIVING

Receptions
10 vs. N.Y. Jets, Oct 16, 2022
6 at Tampa Bay, Sep 25, 2022
6 vs. Atlanta, Oct 05, 2020
5 at Buffalo, Oct 30, 2022
5 at Detroit, Dec 13, 2020
...4 more at 5.

Receiving Yards
98 vs. Atlanta, Oct 05, 2020
90 vs. N.Y. Jets, Oct 16, 2022
79 vs. Minnesota, Nov 01, 2020
67 vs. Chicago, Nov 29, 2020
63 vs. Washington, Oct 24, 2021

Receiving Average
17.3 vs. Minnesota, Jan 01, 2023
17.3 vs. Detroit, Sep 20, 2021
16.3 at Arizona, Oct 28, 2021
16.3 vs. Atlanta, Oct 05, 2020
15.8 vs. Minnesota, Nov 01, 2020
...1 more at 15.8.

Longest Receptions
54t at Seattle, Nov 15, 2018
45 vs. Minnesota, Nov 01, 2020
39t vs. Chicago, Nov 29, 2020
33 at Arizona, Oct 28, 2021
31 at Houston, Oct 25, 2020

Receiving TDs
3 vs. Atlanta, Oct 05, 2020
1 vs. Minnesota, Jan 01, 2023
1 vs. New England, Oct 02, 2022
1 vs. Washington, Oct 24, 2021
...11 more at 1.

All-Purpose Yards
98 vs. Atlanta, Oct 05, 2020
90 vs. N.Y. Jets, Oct 16, 2022
79 vs. Minnesota, Nov 01, 2020
67 vs. Chicago, Nov 29, 2020
63 vs. Washington, Oct 24, 2021

Special Teams Tackles
1 vs. Minnesota, Oct 15, 2023
1 vs. Green Bay, Sep 10, 2023
1 at Chicago, Dec 16, 2018

Most TDs
3 vs. Atlanta, Oct 05, 2020
1 vs. Minnesota, Jan 01, 2023
1 vs. New England, Oct 02, 2022
1 vs. Washington, Oct 24, 2021
...11 more at 1.

Miscellaneous Tackles
1 vs. L.A. Rams, Dec 19, 2022
1 at Philadelphia, Nov 27, 2022

Scrimmage Yards
98 vs. Atlanta, Oct 05, 2020
90 vs. N.Y. Jets, Oct 16, 2022
79 vs. Minnesota, Nov 01, 2020
67 vs. Chicago, Nov 29, 2020
63 vs. Washington, Oct 24, 2021

SINGLE-GAME HIGHS – POSTSEASON: RECEIVING

Receptions
4 vs. Tampa Bay, Jan 24, 2021
4 vs. L.A. Rams, Jan 16, 2021

Receiving Yards
60 vs. L.A. Rams, Jan 16, 2021
22 vs. Tampa Bay, Jan 24, 2021

Receiving Average
15.0 vs. L.A. Rams, Jan 16, 2021
5.5 vs. Tampa Bay, Jan 24, 2021

Longest Receptions
33 vs. L.A. Rams, Jan 16, 2021
12 vs. L.A. Rams, Jan 16, 2021
9 vs. L.A. Rams, Jan 16, 2021
8t vs. Tampa Bay, Jan 24, 2021
7 vs. Tampa Bay, Jan 24, 2021

Receiving TDs
1 vs. Tampa Bay, Jan 24, 2021

All-Purpose Yards
60 vs. L.A. Rams, Jan 16, 2021
22 vs. Tampa Bay, Jan 24, 2021

Most TDs
1 vs. Tampa Bay, Jan 24, 2021

Scrimmage Yards
60 vs. L.A. Rams, Jan 16, 2021
22 vs. Tampa Bay, Jan 24, 2021

2017 GAME-BY-GAME REGULAR-SEASON STATISTICS (PACKERS)

			RECEIVING					RUSHING						
DATE	OPPONENT	P/S	NO.	YDS.	AVG.	LG	TD	NO.	YDS.	AVG.	LG	TD	W/L	SCORE
09/10	Seahawks					NOT ON ROSTER							W	17-9
09/17	at Falcons					NOT ON ROSTER							L	23-34
09/24	Bengals					NOT ON ROSTER							W	27-24+
09/28	Bears					NOT ON ROSTER							W	35-14
10/08	at Cowboys					NOT ON ROSTER							W	35-31
10/15	at Vikings					NOT ON ROSTER							L	10-23
10/22	Saints					NOT ON ROSTER							L	17-26
11/06	Lions					NOT ON ROSTER							L	17-30
11/12	at Bears					NOT ON ROSTER							W	23-16
11/19	Ravens					NOT ON ROSTER							L	0-23
11/26	at Steelers					NOT ON ROSTER							L	28-31
12/03	Buccaneers					NOT ON ROSTER							W	26-20+
12/10	at Browns					PRACTICE SQUAD							W	27-21+
12/17	at Panthers					PRACTICE SQUAD							L	24-31
12/23	Vikings					PRACTICE SQUAD							L	0-16
12/31	at Lions					PRACTICE SQUAD							L	11-35
2017 TOTALS		**0-0**	**0**	**0**	**0.0**	**0**	**0**	**0**	**0**	**0.0**	**0**	**0**	**7-9**	

+ - Overtime

2018 GAME-BY-GAME REGULAR-SEASON STATISTICS (PACKERS)

			RECEIVING					RUSHING						
DATE	OPPONENT	P/S	NO.	YDS.	AVG.	LG	TD	NO.	YDS.	AVG.	LG	TD	W/L/T	SCORE
09/09	Bears	P	0	0	0.0	0	0	0	0	0.0	0	0	W	24-23
09/16	Vikings	P	0	0	0.0	0	0	0	0	0.0	0	0	T	29-29
09/23	at Redskins	P	0	0	0.0	0	0	0	0	0.0	0	0	L	17-31
09/30	Bills	P	0	0	0.0	0	0	0	0	0.0	0	0	W	22-0
10/07	at Lions	P	0	0	0.0	0	0	0	0	0.0	0	0	L	23-31
10/15	49ers	P	0	0	0.0	0	0	0	0	0.0	0	0	W	33-30
10/28	at Rams	P	0	0	0.0	0	0	0	0	0.0	0	0	L	27-29
11/04	at Patriots	P	0	0	0.0	0	0	0	0	0.0	0	0	L	17-31
11/11	Dolphins	P	0	0	0.0	0	0	0	0	0.0	0	0	W	31-12
11/15	at Seahawks	P	1	54	54.0	54t	1	0	0	0.0	0	0	L	24-27
11/25	at Vikings	P	0	0	0.0	0	0	0	0	0.0	0	0	L	17-24
12/02	Cardinals	P	1	5	5.0	5	0	0	0	0.0	0	0	L	17-20
12/09	Falcons	P	0	0	0.0	0	0	0	0	0.0	0	0	W	34-20
12/16	at Bears	P	0	0	0.0	0	0	0	0	0.0	0	0	L	17-24
12/23	at Jets	P	1	11	11.0	11	0	0	0	0.0	0	0	W	44-38+
12/30	Lions	S	1	7	7.0	7	0	0	0	0.0	0	0	L	0-31
2018 TOTALS		**16-1**	**4**	**77**	**19.3**	**54T**	**1**	**0**	**0**	**0.0**	**0**	**0**	**6-9-1**	

+ - Overtime

2019 GAME-BY-GAME REGULAR-SEASON STATISTICS (PACKERS)

			RECEIVING					RUSHING						
DATE	OPPONENT	P/S	NO.	YDS.	AVG.	LG	TD	NO.	YDS.	AVG.	LG	TD	W/L	SCORE
09/05	at Bears	P	1	28	28.0	28	0	0	0	0.0	0	0	W	10-3
09/15	Vikings	S	0	0	0.0	0	0	0	0	0.0	0	0	W	21-16
09/22	Broncos	P	1	4	4.0	4	0	0	0	0.0	0	0	W	27-16
09/26	Eagles	P	1	11	11.0	11	0	0	0	0.0	0	0	L	27-34
10/06	at Cowboys	P	1	23	23.0	23	0	0	0	0.0	0	0	W	34-24
10/14	Lions					GAME INACTIVE/INJURY							W	23-22
10/20	Raiders					GAME INACTIVE/INJURY							W	42-24
10/27	at Chiefs					GAME INACTIVE/INJURY							W	31-24
11/03	at Chargers					GAME INACTIVE/INJURY							L	11-26
11/10	Panthers					GAME INACTIVE/INJURY							W	24-16
11/24	at 49ers	P	2	8	4.0	5	0	0	0	0.0	0	0	L	8-37
12/01	at Giants	P	0	0	0.0	0	0	0	0	0.0	0	0	W	31-13
12/08	Redskins	P	1	12	12.0	12t	1	0	0	0.0	0	0	W	20-15
12/15	Bears	P	1	5	5.0	5	0	0	0	0.0	0	0	W	21-13
12/23	at Vikings	P	0	0	0.0	0	0	0	0	0.0	0	0	W	23-10
12/29	at Lions	P	2	9	4.5	9	0	0	0	0.0	0	0	W	23-20
2019 TOTALS		**11-1**	**10**	**100**	**10.0**	**28**	**1**	**0**	**0**	**0.0**	**0**	**0**	**13-3**	

2020 GAME-BY-GAME REGULAR-SEASON STATISTICS (PACKERS)

			RECEIVING					RUSHING						
DATE	OPPONENT	P/S	NO.	YDS.	AVG.	LG	TD	NO.	YDS.	AVG.	LG	TD	W/L	SCORE
09/13	at Vikings	P	0	0	0.0	0	0	0	0	0.0	0	0	W	43-34
09/20	Lions	S	2	25	12.5	14	1	0	0	0.0	0	0	W	42-21
09/27	at Saints	S	5	50	10.0	16	1	0	0	0.0	0	0	W	37-30
10/05	Falcons	S	6	98	16.3	27	3	0	0	0.0	0	0	W	30-16
10/18	at Buccaneers	S	3	25	8.3	11	0	0	0	0.0	0	0	L	10-38
10/25	at Texans	S	2	32	16.0	31	0	0	0	0.0	0	0	W	35-20
11/01	Vikings	S	5	79	15.8	45	0	0	0	0.0	0	0	L	22-28
11/05	at 49ers	S	1	5	5.0	5	0	0	0	0.0	0	0	W	34-17
11/15	Jaguars	S	3	33	11.0	23	0	0	0	0.0	0	0	W	24-20
11/22	at Colts	P	5	44	8.8	25t	1	0	0	0.0	0	0	L	31-34+
11/29	Bears	P	5	67	13.4	39t	1	0	0	0.0	0	0	W	41-25
12/06	Eagles	P	4	39	9.8	25t	1	0	0	0.0	0	0	W	30-16
12/13	at Lions	P	5	36	7.2	11	1	0	0	0.0	0	0	W	31-24
12/19	Panthers	P	3	18	6.0	10	1	0	0	0.0	0	0	W	24-16
12/27	Titans	P	1	17	17.0	17	0	0	0	0.0	0	0	W	40-14
01/03	at Bears	P	2	18	9.0	15	1	0	0	0.0	0	0	W	35-16
2020 TOTALS		**16-8**	**52**	**586**	**11.3**	**45**	**11**	**0**	**0**	**0.0**	**0**	**0**	**13-3**	

+ - Overtime

2021 GAME-BY-GAME REGULAR-SEASON STATISTICS (PACKERS)

			RECEIVING					RUSHING						
DATE	OPPONENT	P/S	NO.	YDS.	AVG.	LG	TD	NO.	YDS.	AVG.	LG	TD	W/L	SCORE
09/12	at Saints	P	2	8	4.0	5	0	0	0	0.0	0	0	L	3-38
09/20	Lions	P	3	52	17.3	22t	1	0	0	0.0	0	0	W	35-17
09/26	at 49ers	S	1	6	6.0	6	0	0	0	0.0	0	0	W	30-28
10/03	Steelers	S	2	8	4.0	6	0	0	0	0.0	0	0	W	27-17
10/10	at Bengals	S	1	8	8.0	8	0	0	0	0.0	0	0	W	25-22+
10/17	at Bears	S	2	10	5.0	6	0	0	0	0.0	0	0	W	24-14
10/24	Football Team	S	4	63	15.8	25	1	0	0	0.0	0	0	W	24-10
10/28	at Cardinals	P	3	49	16.3	33	0	0	0	0.0	0	0	W	24-21
11/07	at Chiefs					RESERVE/INJURED							L	7-13
11/14	Seahawks					RESERVE/INJURED							W	17-0
11/21	at Vikings					RESERVE/INJURED							L	31-34
11/28	Rams					RESERVE/INJURED							W	36-28
12/12	Bears					RESERVE/INJURED							W	45-30
12/19	at Ravens					RESERVE/INJURED							W	31-30
12/25	Browns					RESERVE/INJURED							W	24-22
01/02	Vikings					RESERVE/INJURED							W	37-10
01/09	at Lions					RESERVE/INJURED							L	30-37
2021 TOTALS		**8-5**	**18**	**204**	**11.3**	**33**	**2**	**0**	**0**	**0.0**	**0**	**0**	**13-4**	

+ - Overtime

2022 GAME-BY-GAME REGULAR-SEASON STATISTICS (PACKERS)

			RECEIVING					RUSHING						
DATE	OPPONENT	P/S	NO.	YDS.	AVG.	LG	TD	NO.	YDS.	AVG.	LG	TD	W/L	SCORE
09/11	at Vikings	S	3	36	12.0	23	0	0	0	0.0	0	0	L	7-23
09/18	Bears	P	2	11	5.5	9	0	0	0	0.0	0	0	W	27-10
09/25	at Buccaneers	S	6	37	6.2	9	0	0	0	0.0	0	0	W	14-12
10/02	Patriots	P	2	22	11.0	20t	1	0	0	0.0	0	0	W	27-24+
10/09	Giants	P	4	23	5.8	14	0	0	0	0.0	0	0	L	22-27
10/16	Jets	P	10	90	9.0	16	0	0	0	0.0	0	0	L	10-27
10/23	at Commanders	P	3	32	10.7	21	0	0	0	0.0	0	0	L	21-23
10/30	at Bills	P	5	35	7.0	15	0	0	0	0.0	0	0	L	17-27
11/06	at Lions	P	3	29	9.7	17	0	0	0	0.0	0	0	L	9-15
11/13	Cowboys	S	1	8	8.0	8	0	0	0	0.0	0	0	W	31-28+
11/17	Titans	P	2	19	9.5	10	0	0	0	0.0	0	0	L	17-27
11/27	at Eagles	P	3	20	6.7	17	0	0	0	0.0	0	0	L	33-40
12/04	at Bears	P	1	10	10.0	10	0	0	0	0.0	0	0	W	28-19
12/19	Rams	P	1	4	4.0	4	0	0	0	0.0	0	0	W	24-12
12/25	at Dolphins	P	1	13	13.0	13	0	0	0	0.0	0	0	W	26-20
01/01	Vikings	P	3	52	17.3	24	1	0	0	0.0	0	0	W	41-17
01/08	Lions	P	3	29	9.7	20	0	0	0	0.0	0	0	L	16-20
2022 TOTALS		**17-3**	**53**	**470**	**8.9**	**24**	**2**	**0**	**0**	**0.0**	**0**	**0**	**8-9**	

+ - Overtime

2023 GAME-BY-GAME REGULAR-SEASON STATISTICS (BEARS)

			RECEIVING					RUSHING						
DATE	OPPONENT	P/S	NO.	YDS.	AVG.	LG	TD	NO.	YDS.	AVG.	LG	TD	W/L	SCORE
09/10	Packers	P	0	0	0.0	0	0	0	0	0.0	0	0	L	20-38
09/17	at Buccaneers	P	0	0	0.0	0	0	0	0	0.0	0	0	L	17-27
09/24	at Chiefs	P	0	0	0.0	0	0	0	0	0.0	0	0	L	10-41
10/01	Broncos	S	2	18	9.0	9	0	0	0	0.0	0	0	L	28-31
10/05	at Commanders	S	2	10	5.0	7	0	0	0	0.0	0	0	W	40-20
10/15	Vikings	P	1	11	11.0	11	0	0	0	0.0	0	0	L	13-19
10/22	Raiders	S	0	0	0.0	0	0	0	0	0.0	0	0	W	30-12
10/29	at Chargers	P	1	8	8.0	8	0	0	0	0.0	0	0	L	13-30
11/05	at Saints	S	1	11	11.0	11	0	0	0	0.0	0	0	L	17-24
11/09	Panthers	P	0	0	0.0	0	0	0	0	0.0	0	0	W	16-13
11/19	at Lions	S	0	0	0.0	0	0	0	0	0.0	0	0	L	26-31
11/27	at Vikings	P	0	0	0.0	0	0	0	0	0.0	0	0	W	12-10
12/10	Lions	P	0	0	0.0	0	0	0	0	0.0	0	0	W	28-13
12/17	at Browns	P	0	0	0.0	0	0	0	0	0.0	0	0	L	17-20
12/24	Cardinals	S	1	14	14.0	14	0	0	0	0.0	0	0	W	27-16
12/31	Falcons	P	3	40	13.3	24	0	0	0	0.0	0	0	W	37-17
01/07	at Packers	P	0	0	0.0	0	0	0	0	0.0	0	0	L	9-17
2023 TOTALS		**17-6**	**11**	**112**	**10.2**	**24**	**0**	**0**	**0**	**0.0**	**0**	**0**	**7-10**	

2024 GAME-BY-GAME REGULAR-SEASON STATISTICS (VIKINGS)

			RECEIVING					RUSHING						
DATE	OPPONENT	P/S	NO.	YDS.	AVG.	LG	TD	NO.	YDS.	AVG.	LG	TD	W/L	SCORE
09/08	at Giants					PRACTICE SQUAD							W	28-6
09/15	49ers					PRACTICE SQUAD							W	23-17
09/22	Texans					PRACTICE SQUAD							W	34-7
09/29	at Packers					PRACTICE SQUAD							W	31-29
10/06	Jets	P	0	0	0.0	0	0	0	0	0.0	0	0	W	23-17
10/20	Lions	P	0	0	0.0	0	0	0	0	0.0	0	0	L	29-31
10/24	at Rams	P	0	0	0.0	0	0	0	0	0.0	0	0	L	20-30
11/03	Colts					PRACTICE SQUAD							W	21-13
11/10	at Jaguars					PRACTICE SQUAD							W	12-7
11/17	at Titans					PRACTICE SQUAD							W	23-13
11/24	at Bears					PRACTICE SQUAD							W	30-27+
12/01	Cardinals					NOT ON ROSTER							W	23-22
12/08	Falcons					NOT ON ROSTER							W	42-21
12/16	Bears					NOT ON ROSTER							W	30-12
12/22	at Seahawks					NOT ON ROSTER							W	27-24
12/29	Packers					NOT ON ROSTER							W	27-25
01/05	at Lions					NOT ON ROSTER							L	9-31
2024 TOTALS		**3-0**	**0**	**0**	**0.0**	**0**	**0**	**0**	**0**	**0.0**	**0**	**0**	**14-3**	

+ - Overtime

2025 GAME-BY-GAME REGULAR-SEASON STATISTICS (CHIEFS)

			RECEIVING					RUSHING						
DATE	OPPONENT	P/S	NO.	YDS.	AVG.	LG	TD	NO.	YDS.	AVG.	LG	TD	W/L	SCORE
09/05	at Chargers	P	0	0	0.0	0	0	0	0	0.0	0	0	L	21-27
09/14	Eagles	P	0	0	0.0	0	0	0	0	0.0	0	0	L	17-20
09/21	at Giants	P	0	0	0.0	0	0	0	0	0.0	0	0	W	22-9
09/28	Ravens	P	0	0	0.0	0	0	0	0	0.0	0	0	W	37-20
10/06	at Jaguars	P	0	0	0.0	0	0	0	0	0.0	0	0	L	28-31
10/12	Lions	P	0	0	0.0	0	0	0	0	0.0	0	0	W	30-17
10/19	Raiders	P	0	0	0.0	0	0	0	0	0.0	0	0	W	31-0
10/27	Commanders	P	0	0	0.0	0	0	0	0	0.0	0	0	W	28-7
11/02	at Bills	P	0	0	0.0	0	0	0	0	0.0	0	0	L	21-28
11/16	at Broncos	P	1	1	1.0	1	0	0	0	0.0	0	0	L	19-22
11/23	Colts	P	0	0	0.0	0	0	0	0	0.0	0	0	W	23-20+
11/27	at Cowboys	P	0	0	0.0	0	0	0	0	0.0	0	0	L	28-31
12/07	Texans	P	0	0	0.0	0	0	0	0	0.0	0	0	L	10-20
2025 TOTALS		**13-0**	**1**	**1**	**1.0**	**1**	**0**	**0**	**0**	**0.0**	**0**	**0**	**6-7**	

+ - Overtime

2019 GAME-BY-GAME POSTSEASON STATISTICS (PACKERS)

			RECEIVING					RUSHING						
DATE	OPPONENT	P/S	NO.	YDS.	AVG.	LG	TD	NO.	YDS.	AVG.	LG	TD	W/L	SCORE
01/12	Seahawks	P	0	0	0.0	0	0	0	0	0.0	0	0	W	28-23
01/19	at 49ers	P	0	0	0.0	0	0	0	0	0.0	0	0	L	20-37
2019 TOTALS		**2-0**	**0**	**0**	**0.0**	**0**	**0**	**0**	**0**	**0.0**	**0**	**0**	**1-1**	

2020 GAME-BY-GAME POSTSEASON STATISTICS (PACKERS)

			RECEIVING					RUSHING						
DATE	OPPONENT	P/S	NO.	YDS.	AVG.	LG	TD	NO.	YDS.	AVG.	LG	TD	W/L	SCORE
01/16	Rams	P	4	60	15.0	33	0	0	0	0.0	0	0	W	32-18
01/24	Buccaneers	P	4	22	5.5	8t	1	0	0	0.0	0	0	L	26-31
2020 TOTALS		**2-0**	**8**	**82**	**10.3**	**33**	**1**	**0**	**0**	**0.0**	**0**	**0**	**1-1**	

2021 GAME-BY-GAME POSTSEASON STATISTICS (PACKERS)

			RECEIVING					RUSHING						
DATE	OPPONENT	P/S	NO.	YDS.	AVG.	LG	TD	NO.	YDS.	AVG.	LG	TD	W/L	SCORE
01/22	49ers		RESERVE/INJURED										L	10-13
2021 TOTALS		**0-0**	**0**	**0**	**0.0**	**0**	**0**	**0**	**0**	**0.0**	**0**	**0**	**0-1**	

DRUE TRANQUILL

LINEBACKER #23

NOTRE DAME



7TH YEAR IN THE NFL

3RD YEAR WITH THE CHIEFS

HEIGHT: 6'2"
WEIGHT: 234 LBS
HOW ACQUIRED: FA-24
BIRTHDAY: 8/15/95

- Tranquill enters his third season with the Chiefs in 2025.
- Originally entered the NFL as a fourth-round pick (130th overall) by the Los Angeles Chargers in the 2019 NFL Draft.

Career Highlights:

- Had a career-high 4.5 sacks (-19.0 yards) in 2023.

Honors:

- 2019 PFW/PFWA All-Rookie Team.

Transactions:

Re-signed with Kansas City (3/13/24) ... Signed with Kansas City (3/21/23) ... Originally entered the NFL as a fourth-round pick (130th overall) by the Los Angeles Chargers in the 2019 NFL Draft.

COLLEGE

Was a linebacker at Notre Dame (2014-18) ... Played in 52 games for Notre Dame recording 292 tackles, 25 TFLs, three interceptions, one forced fumble and five fumble recoveries ... Received the following honors: Notre Dame captain (2018, 2017), William V. Campbell Trophy Finalist (2018), National Football Foundation National Scholar-Athlete Award (2018), Wuerffel Trophy Recipient (2018), Butkus Award Watch List (2018), Lott Trophy Watch List (2018), CoSIDA second-team Academic All-American (2018), Senior Bowl Participant (2018), CoSIDA Academic All-District (2015, 2016, 2017, 2018), Wuerffel Trophy Finalist (2017), Rockne Student-Athlete Award (2016, 2017, 2018), Pop Warner College Football Award Finalist (2017), Senior CLASS Award Nominee (2017), CoSIDA first-team Academic All-American (2016) and Notre Dame Newcomer of the Year: Defense (2014).

PERSONAL

- Named to Indiana Football Coaches Association Top 50 for 2013.
- First-team Indiana Class 6A all-state at linebacker by *Associated Press*.
- Named Fort Wayne News-Sentinel Football Player of the Year for 2013.
- Made 75 tackles, including 16 tackles for loss, to go with 4.0 sacks and an interception as a senior linebacker in 2013 at Carroll High School in Fort Wayne, Ind.
- Carried 114 times for 1,420 yards and 28 TDs while averaging 12.3 yards per carry in high school.
- Pushed Carroll to two straight state sectional titles in 2012 and 2013.
- Rushed for 245 yards and five TDs in one 51-34 victory in 2013 against Homestead.
- Named to Fort Wayne News Sentinel all-area team as a senior as a running back.
- Participated in U.S. Army All-American Bowl combine as junior.
- Honorable mention *Associated Press* Class 5A all-state pick as junior in 2012 at defensive back.
- Also an outstanding baseball player in high school.
- Named to Fort Wayne News-Sentinel 2013 all-area baseball squad after hitting .403 with four home runs, 21 runs scored, 19 RBI and 16 stolen bases.
- Married the former Jackie Gindt on July 14, 2018 in Fort Wayne.
- Graduated in May 2018 with a degree in mechanical engineering from the College of Engineering.

DRUE TRANQUILL'S NFL REGULAR SEASON DEFENSIVE STATISTICS

				TACKLES								INTERCEPTIONS					O. FUMB				ST					MISC	
DATE	TEAM	GP	GS	TK	S	A	TFL	YDS	SK	YDS	QBH	NO	YDS	LG	TD	PD	FF	FR	TD	YDS	TK	S	A	FF	FR	S	A
2019	Chargers	15	3	64	50	14	4	10	0.0	0.0	0	0	0	0	0	1	0	0	0	0	11	11	0	0	0	0	0
2020	Chargers	1	1	1	1	0	0	0	0.0	0.0	0	0	0	0	0	0	0	0	0	0	0	0	0	0	0	0	0
2021	Chargers	14	7	70	42	28	5	22	1.5	14.0	3	0	0	0	0	1	0	1	0	0	6	3	3	0	0	0	0
2022	Chargers	17	16	143	92	51	9	34	5.0	27.0	8	1	20	20	0	4	1	0	0	0	2	2	0	0	0	0	0
2023	Chiefs	16	8	79	54	25	7	28	4.5	19.0	7	0	0	0	0	1	2	0	0	0	0	0	0	0	0	0	0
2024	Chiefs	16	16	94	54	40	4	15	2.0	11.0	9	0	0	0	0	2	0	2	0	3	0	0	0	0	0	0	0
2025	Chiefs	13	13	65	35	30	8	25	2.0	13.0	2	0	0	0	0	1	0	1	0	0	0	0	0	0	0	0	0
NFL TOTALS		**92**	**64**	**516**	**328**	**188**	**37**	**134**	**15.0**	**84.0**	**29**	**1**	**20**	**20**	**0**	**10**	**3**	**4**	**0**	**3**	**19**	**16**	**3**	**0**	**0**	**0**	**0**

DRUE TRANQUILL'S NFL POSTSEASON DEFENSIVE STATISTICS

				TACKLES								INTERCEPTIONS					O. FUMB				ST					MISC	
DATE	TEAM	GP	GS	TK	S	A	TFL	YDS	SK	YDS	QBH	NO	YDS	LG	TD	PD	FF	FR	TD	YDS	TK	S	A	FF	FR	S	A
2022	Chargers	1	1	5	5	0	0	0	0.0	0.0	0	1	15	15	0	1	0	0	0	0	0	0	0	0	0	0	0
2023	Chiefs	4	1	21	16	5	1	3	0.0	0.0	0	0	0	0	0	0	0	0	0	0	0	0	0	0	0	0	0
2024	Chiefs	3	3	25	12	13	2	6	1.0	5.0	2	0	0	0	0	0	1	0	0	0	0	0	0	0	0	0	0
NFL TOTALS		**8**	**5**	**51**	**33**	**18**	**3**	**9**	**1.0**	**5.0**	**2**	**1**	**15**	**15**	**0**	**1**	**1**	**0**	**0**	**0**	**0**	**0**	**0**	**0**	**0**	**0**	**0**

SINGLE-GAME HIGHS: DEFENSIVE

Total Tackles
15 at San Francisco, Nov 13, 2022
14 at Oakland, Nov 07, 2019
11 at Denver, Oct 29, 2023
11 vs. L.A. Rams, Jan 01, 2023
11 at Indianapolis, Dec 26, 2022
...2 more at 11.

Solo Tackles
9 vs. Jacksonville, Sep 25, 2022
7 at L.A. Chargers, Sep 29, 2024
7 at Denver, Oct 29, 2023
7 at N.Y. Jets, Oct 01, 2023
...7 more at 7.

Sacks
2.0 at L.A. Chargers, Sep 05, 2025
2.0 vs. Denver, Oct 17, 2022
1.0 at Las Vegas, Oct 27, 2024
1.0 at New England, Dec 17, 2023
...7 more at 1.0.

Passes Defensed
2 vs. Las Vegas, Nov 29, 2024
2 vs. Miami, Dec 11, 2022
1 at Jacksonville, Oct 06, 2025
1 vs. L.A. Chargers, Oct 22, 2023
...4 more at 1.

Forced Fumbles
1 at Denver, Oct 29, 2023
1 at N.Y. Jets, Oct 01, 2023
1 vs. Tennessee, Dec 18, 2022

Fumble Recoveries
1 vs. Baltimore, Sep 28, 2025
1 at Cleveland, Dec 15, 2024
1 at Las Vegas, Oct 27, 2024
...1 more at 1.

Tackles For Loss
3 at Las Vegas, Oct 27, 2024
3 at Denver, Dec 01, 2019
2 vs. Indianapolis, Nov 23, 2025
2 at L.A. Chargers, Sep 05, 2025
...4 more at 2.

Special Teams Tackles
2 vs. Green Bay, Nov 03, 2019
2 at Chicago, Oct 27, 2019
1 at Las Vegas, Jan 09, 2022
1 vs. N.Y. Giants, Dec 12, 2021
...11 more at 1.

Longest Opp Fumble Return
3 at Las Vegas, Oct 27, 2024

SINGLE-GAME HIGHS – POSTSEASON: DEFENSIVE

Total Tackles
11 at Philadelphia, Feb 09, 2025
9 vs. Buffalo, Jan 26, 2025
8 at Baltimore, Jan 28, 2024
7 at Buffalo, Jan 21, 2024
5 vs. Houston, Jan 18, 2025
...1 more at 5.

Solo Tackles
8 at Baltimore, Jan 28, 2024
7 at Philadelphia, Feb 09, 2025
5 at Jacksonville, Jan 14, 2023
4 at Buffalo, Jan 21, 2024
4 vs. Miami, Jan 13, 2024

Sacks
1.0 at Philadelphia, Feb 09, 2025

Forced Fumbles
1 vs. Buffalo, Jan 26, 2025

Tackles For Loss
2 at Philadelphia, Feb 09, 2025
1 at Buffalo, Jan 21, 2024

2019 GAME-BY-GAME REGULAR-SEASON STATISTICS (CHARGERS)

			TACKLES								INTERCEPTIONS					O. FUMB				ST					MISC			
DATE	OPPONENT	P/S	TK	S	A	SK	YDS	TFL	YDS	QBH	NO	YDS	LG	TD	PD	FF	FR	TD	YDS	TK	S	A	FF	FR	S	A	W/L	SCORE
09/08	Colts	P	0	0	0	0.0	0.0	0	0	0	0	0	0	0	0	0	0	0	0	1	1	0	0	0	0	0	W	30-24+
09/15	at Lions	P	0	0	0	0.0	0.0	0	0	0	0	0	0	0	0	0	0	0	0	0	0	0	0	0	0	0	L	10-13
09/22	Texans	P	0	0	0	0.0	0.0	0	0	0	0	0	0	0	0	0	0	0	0	1	1	0	0	0	0	0	L	20-27
09/29	at Dolphins	P	2	2	0	0.0	0.0	0	0	0	0	0	0	0	0	0	0	0	0	1	1	0	0	0	0	0	W	30-10
10/06	Broncos	P	6	4	2	0.0	0.0	0	0	0	0	0	0	0	0	0	0	0	0	1	1	0	0	0	0	0	L	13-20
10/13	Steelers	P	4	2	2	0.0	0.0	1	1	0	0	0	0	0	0	0	0	0	0	1	1	0	0	0	0	0	L	17-24
10/20	at Titans	P	1	1	0	0.0	0.0	0	0	0	0	0	0	0	0	0	0	0	0	0	0	0	0	0	0	0	L	20-23
10/27	at Bears	P	4	4	0	0.0	0.0	0	0	0	0	0	0	0	1	0	0	0	0	2	2	0	0	0	0	0	W	17-16
11/03	Packers	P	3	3	0	0.0	0.0	0	0	0	0	0	0	0	0	0	0	0	0	2	2	0	0	0	0	0	W	26-11
11/07	at Raiders	S	14	6	8	0.0	0.0	0	0	0	0	0	0	0	0	0	0	0	0	0	0	0	0	0	0	0	L	24-26
11/18	Chiefs											INACTIVE															L	17-24
12/01	at Broncos	S	7	7	0	0.0	0.0	3	9	0	0	0	0	0	0	0	0	0	0	0	0	0	0	0	0	0	L	20-23
12/08	at Jaguars	S	8	7	1	0.0	0.0	0	0	0	0	0	0	0	0	0	0	0	0	0	0	0	0	0	0	0	W	45-10
12/15	Vikings	P	4	4	0	0.0	0.0	0	0	0	0	0	0	0	0	0	0	0	0	0	0	0	0	0	0	0	L	10-39
12/22	Raiders	P	6	5	1	0.0	0.0	0	0	0	0	0	0	0	0	0	0	0	0	1	1	0	0	0	0	0	L	17-24
12/29	at Chiefs	P	5	5	0	0.0	0.0	0	0	0	0	0	0	0	0	0	0	0	0	1	1	0	0	0	0	0	L	21-31
2019 TOTALS		**15-3**	**64**	**50**	**14**	**0.0**	**0.0**	**4**	**10**	**0**	**0**	**0**	**0**	**0**	**1**	**0**	**0**	**0**	**0**	**11**	**11**	**0**	**0**	**0**	**0**	**0**	**5-11**	

+ - Overtime

2020 GAME-BY-GAME REGULAR-SEASON STATISTICS (CHARGERS)

			TACKLES								INTERCEPTIONS					O. FUMB				ST					MISC			
DATE	OPPONENT	P/S	TK	S	A	SK	YDS	TFL	YDS	QBH	NO	YDS	LG	TD	PD	FF	FR	TD	YDS	TK	S	A	FF	FR	S	A	W/L	SCORE
09/13	at Bengals	S	1	1	0	0.0	0.0	0	0	0	0	0	0	0	0	0	0	0	0	0	0	0	0	0	0	0	W	16-13
09/20	Chiefs											DID NOT PLAY															L	20-23+
09/27	Panthers											RESERVE/INJURED															L	16-21
10/04	at Buccaneers											RESERVE/INJURED															L	31-38
10/12	at Saints											RESERVE/INJURED															L	27-30+
10/25	Jaguars											RESERVE/INJURED															W	39-29
11/01	at Broncos											RESERVE/INJURED															L	30-31
11/08	Raiders											RESERVE/INJURED															L	26-31
11/15	at Dolphins											RESERVE/INJURED															L	21-29
11/22	Jets											RESERVE/INJURED															W	34-28
11/29	at Bills											RESERVE/INJURED															L	17-27
12/06	Patriots											RESERVE/INJURED															L	0-45
12/13	Falcons											RESERVE/INJURED															W	20-17
12/17	at Raiders											RESERVE/INJURED															W	30-27+
12/27	Broncos											RESERVE/INJURED															W	19-16
01/03	at Chiefs											RESERVE/INJURED															W	38-21
2020 TOTALS		**1-1**	**1**	**1**	**0**	**0.0**	**0.0**	**0**	**0**	**0**	**0**	**0**	**0**	**0**	**0**	**0**	**0**	**0**	**0**	**0**	**0**	**0**	**0**	**0**	**0**	**0**	**7-9**	

+ - Overtime

2021 GAME-BY-GAME REGULAR-SEASON STATISTICS (CHARGERS)

			TACKLES								INTERCEPTIONS					O. FUMB				ST					MISC			
DATE	OPPONENT	P/S	TK	S	A	SK	YDS	TFL	YDS	QBH	NO	YDS	LG	TD	PD	FF	FR	TD	YDS	TK	S	A	FF	FR	S	A	W/L	SCORE
09/12	at Football Team	P	0	0	0	0.0	0.0	0	0	0	0	0	0	0	0	0	0	0	0	1	0	1	0	0	0	0	W	20-16
09/19	Cowboys	P	3	3	0	0.0	0.0	1	2	0	0	0	0	0	0	0	0	0	0	0	0	0	0	0	0	0	L	17-20
09/26	at Chiefs	P	8	6	2	0.5	4.0	1	1	1	0	0	0	0	0	0	0	0	0	0	0	0	0	0	0	0	W	30-24
10/04	Raiders	S	5	2	3	0.0	0.0	0	0	1	0	0	0	0	0	0	0	0	0	0	0	0	0	0	0	0	W	28-14
10/10	Browns	S	10	6	4	0.0	0.0	1	5	0	0	0	0	0	0	0	0	0	0	1	1	0	0	0	0	0	W	47-42
10/17	at Ravens											INACTIVE															L	6-34
10/31	Patriots	P	4	2	2	0.0	0.0	0	0	0	0	0	0	0	0	0	0	0	0	1	1	0	0	0	0	0	L	24-27
11/07	at Eagles	P	9	4	5	0.0	0.0	0	0	0	0	0	0	0	0	0	0	0	0	0	0	0	0	0	0	0	W	27-24
11/14	Vikings											DID NOT PLAY															L	20-27
11/21	Steelers	P	1	1	0	0.0	0.0	0	0	0	0	0	0	0	0	0	0	0	0	0	0	0	0	0	0	0	W	41-37
11/28	at Broncos	S	3	1	2	0.0	0.0	0	0	0	0	0	0	0	0	0	0	0	0	1	1	0	0	0	0	0	L	13-28
12/05	at Bengals	S	10	6	4	1.0	10.0	1	10	1	0	0	0	0	1	0	0	0	0	0	0	0	0	0	0	0	W	41-22
12/12	Giants	S	5	1	4	0.0	0.0	0	0	0	0	0	0	0	0	0	0	0	0	1	0	1	0	0	0	0	W	37-21
12/16	Chiefs	P	3	2	1	0.0	0.0	0	0	0	0	0	0	0	0	0	1	0	0	0	0	0	0	0	0	0	L	28-34+
12/26	at Texans	S	5	5	0	0.0	0.0	1	4	0	0	0	0	0	0	0	0	0	0	0	0	0	0	0	0	0	L	29-41
01/02	Broncos											INACTIVE															W	34-13
01/09	at Raiders	S	4	3	1	0.0	0.0	0	0	0	0	0	0	0	0	0	0	0	0	1	0	1	0	0	0	0	L	32-35+
2021 TOTALS		**14-7**	**70**	**42**	**28**	**1.5**	**14.0**	**5**	**22**	**3**	**0**	**0**	**0**	**0**	**1**	**0**	**1**	**0**	**0**	**6**	**3**	**3**	**0**	**0**	**0**	**0**	**9-8**	

+ - Overtime

2022 GAME-BY-GAME REGULAR-SEASON STATISTICS (CHARGERS)

			TACKLES								INTERCEPTIONS					O. FUMB				ST					MISC			
DATE	OPPONENT	P/S	TK	S	A	SK	YDS	TFL	YDS	QBH	NO	YDS	LG	TD	PD	FF	FR	TD	YDS	TK	S	A	FF	FR	S	A	W/L	SCORE
09/11	Raiders	S	5	3	2	0.0	0.0	0	0	0	1	20	20	0	1	0	0	0	0	1	1	0	0	0	0	0	W	24-19
09/15	at Chiefs	S	6	4	2	0.0	0.0	0	0	0	0	0	0	0	0	0	0	0	0	0	0	0	0	0	0	0	L	24-27
09/25	Jaguars	P	11	9	2	0.0	0.0	0	0	0	0	0	0	0	1	0	0	0	0	1	1	0	0	0	0	0	L	10-38
10/02	at Texans	S	11	5	6	0.0	0.0	0	0	1	0	0	0	0	0	0	0	0	0	0	0	0	0	0	0	0	W	34-24
10/09	at Browns	S	6	3	3	0.0	0.0	0	0	0	0	0	0	0	0	0	0	0	0	0	0	0	0	0	0	0	W	30-28
10/17	Broncos	S	8	6	2	2.0	13.0	2	13	3	0	0	0	0	0	0	0	0	0	0	0	0	0	0	0	0	W	19-16+
10/23	Seahawks	S	7	7	0	0.0	0.0	0	0	0	0	0	0	0	0	0	0	0	0	0	0	0	0	0	0	0	L	23-37
11/06	at Falcons	S	10	7	3	1.0	7.0	2	7	1	0	0	0	0	0	0	0	0	0	0	0	0	0	0	0	0	W	20-17
11/13	at 49ers	S	15	7	8	0.0	0.0	0	0	0	0	0	0	0	0	0	0	0	0	0	0	0	0	0	0	0	L	16-22
11/20	Chiefs	S	7	6	1	0.0	0.0	0	0	0	0	0	0	0	0	0	0	0	0	0	0	0	0	0	0	0	L	27-30
11/27	at Cardinals	S	9	7	2	0.0	0.0	1	1	0	0	0	0	0	0	0	0	0	0	0	0	0	0	0	0	0	W	25-24
12/04	at Raiders	S	5	4	1	0.0	0.0	0	0	0	0	0	0	0	0	0	0	0	0	0	0	0	0	0	0	0	L	20-27
12/11	Dolphins	S	5	4	1	0.0	0.0	0	0	1	0	0	0	0	2	0	0	0	0	0	0	0	0	0	0	0	W	23-17
12/18	Titans	S	10	7	3	1.0	7.0	1	7	1	0	0	0	0	0	1	0	0	0	0	0	0	0	0	0	0	W	17-14
12/26	at Colts	S	11	4	7	1.0	0.0	0	0	1	0	0	0	0	0	0	0	0	0	0	0	0	0	0	0	0	W	20-3
01/01	Rams	S	11	6	5	0.0	0.0	2	5	0	0	0	0	0	0	0	0	0	0	0	0	0	0	0	0	0	W	31-10
01/08	at Broncos	S	6	3	3	0.0	0.0	1	1	0	0	0	0	0	0	0	0	0	0	0	0	0	0	0	0	0	L	28-31
2022 TOTALS		**17-16**	**143**	**92**	**51**	**5.0**	**27.0**	**9**	**34**	**8**	**1**	**20**	**20**	**0**	**4**	**1**	**0**	**0**	**0**	**2**	**2**	**0**	**0**	**0**	**0**	**0**	**10-7**	

+ - Overtime

2023 GAME-BY-GAME REGULAR-SEASON STATISTICS (CHIEFS)

			TACKLES								INTERCEPTIONS					O. FUMB				ST					MISC			
DATE	OPPONENT	P/S	TK	S	A	SK	YDS	TFL	YDS	QBH	NO	YDS	LG	TD	PD	FF	FR	TD	YDS	TK	S	A	FF	FR	S	A	W/L	SCORE
09/07	Lions	P	2	1	1	0.0	0.0	0	0	0	0	0	0	0	0	0	0	0	0	0	0	0	0	0	0	0	L	20-21
09/17	at Jaguars	P	5	4	1	0.0	0.0	0	0	0	0	0	0	0	0	0	0	0	0	0	0	0	0	0	0	0	W	17-9
09/24	Bears	S	8	4	4	0.5	0.0	0	0	1	0	0	0	0	0	0	0	0	0	0	0	0	0	0	0	0	W	41-10
10/01	at Jets	S	8	7	1	0.0	0.0	0	0	1	0	0	0	0	0	1	0	0	0	0	0	0	0	0	0	0	W	23-20
10/08	at Vikings	S	9	6	3	0.0	0.0	0	0	0	0	0	0	0	0	0	0	0	0	0	0	0	0	0	0	0	W	27-20
10/12	Broncos	P	3	3	0	1.0	3.0	1	3	1	0	0	0	0	0	0	0	0	0	0	0	0	0	0	0	0	W	19-8
10/22	Chargers	P	2	2	0	1.0	9.0	1	9	1	0	0	0	0	1	0	0	0	0	0	0	0	0	0	0	0	W	31-17
10/29	at Broncos	S	11	7	4	1.0	0.0	1	5	1	0	0	0	0	0	1	0	0	0	0	0	0	0	0	0	0	L	9-24
11/05	Dolphins	S	8	4	4	0.0	0.0	0	0	0	0	0	0	0	0	0	0	0	0	0	0	0	0	0	0	0	W	21-14
11/20	Eagles	S	7	5	2	0.0	0.0	1	2	0	0	0	0	0	0	0	0	0	0	0	0	0	0	0	0	0	L	17-21
11/26	at Raiders	S	8	6	2	0.0	0.0	2	2	0	0	0	0	0	0	0	0	0	0	0	0	0	0	0	0	0	W	31-17
12/03	at Packers	S	2	2	0	0.0	0.0	0	0	0	0	0	0	0	0	0	0	0	0	0	0	0	0	0	0	0	L	19-27
12/10	Bills													INACTIVE													L	17-20
12/17	at Patriots	P	2	1	1	1.0	7.0	1	7	1	0	0	0	0	0	0	0	0	0	0	0	0	0	0	0	0	W	27-17
12/25	Raiders	P	3	1	2	0.0	0.0	0	0	0	0	0	0	0	0	0	0	0	0	0	0	0	0	0	0	0	L	14-20
12/31	Bengals	P	1	1	0	0.0	0.0	0	0	1	0	0	0	0	0	0	0	0	0	0	0	0	0	0	0	0	W	25-17
01/07	at Chargers	P	0	0	0	0.0	0.0	0	0	0	0	0	0	0	0	0	0	0	0	0	0	0	0	0	0	0	W	13-12
2023 TOTALS		**16-8**	**79**	**54**	**25**	**4.5**	**19.0**	**7**	**28**	**7**	**0**	**0**	**0**	**0**	**1**	**2**	**0**	**0**	**0**	**0**	**0**	**0**	**0**	**0**	**0**	**11-6**	

2024 GAME-BY-GAME REGULAR-SEASON STATISTICS (CHIEFS)

			TACKLES								INTERCEPTIONS					O. FUMB				ST					MISC			
DATE	OPPONENT	P/S	TK	S	A	SK	YDS	TFL	YDS	QBH	NO	YDS	LG	TD	PD	FF	FR	TD	YDS	TK	S	A	FF	FR	S	A	W/L	SCORE
09/05	Ravens	S	4	3	1	0.0	0.0	0	0	0	0	0	0	0	0	0	0	0	0	0	0	0	0	0	0	0	W	27-20
09/15	Bengals	S	7	3	4	0.0	0.0	0	0	0	0	0	0	0	0	0	0	0	0	0	0	0	0	0	0	0	W	26-25
09/22	at Falcons	S	3	2	1	0.0	0.0	0	0	2	0	0	0	0	0	0	0	0	0	0	0	0	0	0	0	0	W	22-17
09/29	at Chargers	S	10	7	3	0.0	0.0	1	6	1	0	0	0	0	0	0	0	0	0	0	0	0	0	0	0	0	W	17-10
10/07	Saints	S	5	3	2	0.0	0.0	0	0	0	0	0	0	0	0	0	0	0	0	0	0	0	0	0	0	0	W	26-13
10/20	at 49ers	S	3	2	1	0.0	0.0	0	0	0	0	0	0	0	0	0	0	0	0	0	0	0	0	0	0	0	W	28-18
10/27	at Raiders	S	6	4	2	1.0	3.0	3	9	1	0	0	0	0	0	0	1	0	3	0	0	0	0	0	0	0	W	27-20
11/04	Buccaneers	S	7	3	4	0.5	4.0	0	0	1	0	0	0	0	0	0	0	0	0	0	0	0	0	0	0	0	W	30-24+
11/10	Broncos	S	4	2	2	0.0	0.0	0	0	1	0	0	0	0	0	0	0	0	0	0	0	0	0	0	0	0	W	16-14
11/17	at Bills	S	8	3	5	0.0	0.0	0	0	0	0	0	0	0	0	0	0	0	0	0	0	0	0	0	0	0	L	21-30
11/24	at Panthers	S	4	2	2	0.0	0.0	0	0	0	0	0	0	0	0	0	0	0	0	0	0	0	0	0	0	0	W	30-27
11/29	Raiders	S	5	3	2	0.0	0.0	0	0	0	0	0	0	0	2	0	0	0	0	0	0	0	0	0	0	0	W	19-17
12/08	Chargers	S	7	4	3	0.0	0.0	0	0	0	0	0	0	0	0	0	0	0	0	0	0	0	0	0	0	0	W	19-17
12/15	at Browns	S	5	2	3	0.5	4.0	0	0	2	0	0	0	0	0	0	1	0	0	0	0	0	0	0	0	0	W	21-7
12/21	Texans	S	7	5	2	0.0	0.0	0	0	1	0	0	0	0	0	0	0	0	0	0	0	0	0	0	0	0	W	27-19
12/25	at Steelers	S	9	6	3	0.0	0.0	0	0	0	0	0	0	0	0	0	0	0	0	0	0	0	0	0	0	0	W	29-10
01/05	at Broncos													DID NOT PLAY													L	0-38
2024 TOTALS		**16-16**	**94**	**54**	**40**	**2.0**	**11.0**	**4**	**15**	**9**	**0**	**0**	**0**	**0**	**2**	**0**	**2**	**0**	**3**	**0**	**0**	**0**	**0**	**0**	**0**	**0**	**15-2**	

+ - Overtime

2025 GAME-BY-GAME REGULAR-SEASON STATISTICS (CHIEFS)

			TACKLES								INTERCEPTIONS					O. FUMB				ST					MISC			
DATE	OPPONENT	P/S	TK	S	A	SK	YDS	TFL	YDS	QBH	NO	YDS	LG	TD	PD	FF	FR	TD	YDS	TK	S	A	FF	FR	S	A	W/L	SCORE
09/05	at Chargers	S	5	4	1	2.0	13.0	2	13	2	0	0	0	0	0	0	0	0	0	0	0	0	0	0	0	0	L	21-27
09/14	Eagles	S	6	4	2	0.0	0.0	0	0	0	0	0	0	0	0	0	0	0	0	0	0	0	0	0	0	0	L	17-20
09/21	at Giants	S	6	1	5	0.0	0.0	0	0	0	0	0	0	0	0	0	0	0	0	0	0	0	0	0	0	0	W	22-9
09/28	Ravens	S	7	4	3	0.0	0.0	0	0	0	0	0	0	0	0	0	1	0	0	0	0	0	0	0	0	0	W	37-20
10/06	at Jaguars	S	3	1	2	0.0	0.0	1	3	0	0	0	0	0	1	0	0	0	0	0	0	0	0	0	0	0	L	28-31
10/12	Lions	S	3	2	1	0.0	0.0	1	3	0	0	0	0	0	0	0	0	0	0	0	0	0	0	0	0	0	W	30-17
10/19	Raiders	S	1	1	0	0.0	0.0	0	0	0	0	0	0	0	0	0	0	0	0	0	0	0	0	0	0	0	W	31-0
10/27	Commanders	S	6	4	2	0.0	0.0	0	0	0	0	0	0	0	0	0	0	0	0	0	0	0	0	0	0	0	W	28-7
11/02	at Bills	S	3	1	2	0.0	0.0	0	0	0	0	0	0	0	0	0	0	0	0	0	0	0	0	0	0	0	L	21-28
11/16	at Broncos	S	7	4	3	0.0	0.0	1	1	0	0	0	0	0	0	0	0	0	0	0	0	0	0	0	0	0	L	19-22
11/23	Colts	S	3	3	0	0.0	0.0	2	4	0	0	0	0	0	0	0	0	0	0	0	0	0	0	0	0	0	W	23-20+
11/27	at Cowboys	S	5	2	3	0.0	0.0	0	0	0	0	0	0	0	0	0	0	0	0	0	0	0	0	0	0	0	L	28-31
12/07	Texans	S	10	4	6	0.0	0.0	1	1	0	0	0	0	0	0	0	0	0	0	0	0	0	0	0	0	0	L	10-20
2025 TOTALS		**13-13**	**65**	**35**	**30**	**2.0**	**13.0**	**8**	**25**	**2**	**0**	**0**	**0**	**0**	**1**	**0**	**1**	**0**	**0**	**0**	**0**	**0**	**0**	**0**	**0**	**0**	**6-7**	

+ - Overtime

2022 GAME-BY-GAME POSTSEASON STATISTICS (CHARGERS)

			TACKLES								INTERCEPTIONS					O. FUMB				ST					MISC			
DATE	OPPONENT	P/S	TK	S	A	SK	YDS	TFL	YDS	QBH	NO	YDS	LG	TD	PD	FF	FR	TD	YDS	TK	S	A	FF	FR	S	A	W/L	SCORE
01/14	at Jaguars	S	5	5	0	0.0	0.0	0	0	0	1	15	15	0	1	0	0	0	0	0	0	0	0	0	0	0	L	30-31
2022 TOTALS		**1-1**	**5**	**5**	**0**	**0.0**	**0.0**	**0**	**0**	**0**	**1**	**15**	**15**	**0**	**1**	**0**	**0**	**0**	**0**	**0**	**0**	**0**	**0**	**0**	**0**	**0**	**0-1**	

2023 GAME-BY-GAME POSTSEASON STATISTICS (CHIEFS)

			TACKLES								INTERCEPTIONS					O. FUMB				ST					MISC			
DATE	OPPONENT	P/S	TK	S	A	SK	YDS	TFL	YDS	QBH	NO	YDS	LG	TD	PD	FF	FR	TD	YDS	TK	S	A	FF	FR	S	A	W/L	SCORE
01/13	Dolphins	P	4	4	0	0.0	0.0	0	0	0	0	0	0	0	0	0	0	0	0	0	0	0	0	0	0	0	W	26-7
01/21	at Bills	P	7	4	3	0.0	0.0	1	3	0	0	0	0	0	0	0	0	0	0	0	0	0	0	0	0	0	W	27-24
01/28	at Ravens	S	8	8	0	0.0	0.0	0	0	0	0	0	0	0	0	0	0	0	0	0	0	0	0	0	0	0	W	17-10
02/11	49ers	P	2	0	2	0.0	0.0	0	0	0	0	0	0	0	0	0	0	0	0	0	0	0	0	0	0	0	W	25-22+
2023 TOTALS		**4-1**	**21**	**16**	**5**	**0.0**	**0.0**	**1**	**3**	**0**	**0**	**0**	**0**	**0**	**0**	**0**	**0**	**0**	**0**	**0**	**0**	**0**	**0**	**0**	**0**	**0**	**4-0**	

+ - Overtime

2024 GAME-BY-GAME POSTSEASON STATISTICS (CHIEFS)

			TACKLES								INTERCEPTIONS					O. FUMB				ST					MISC			
DATE	OPPONENT	P/S	TK	S	A	SK	YDS	TFL	YDS	QBH	NO	YDS	LG	TD	PD	FF	FR	TD	YDS	TK	S	A	FF	FR	S	A	W/L	SCORE
01/18	Texans	S	5	2	3	0.0	0.0	0	0	1	0	0	0	0	0	0	0	0	0	0	0	0	0	0	0	0	W	23-14
01/26	Bills	S	9	3	6	0.0	0.0	0	0	0	0	0	0	0	0	1	0	0	0	0	0	0	0	0	0	0	W	32-29
02/09	at Eagles	S	11	7	4	1.0	5.0	2	6	1	0	0	0	0	0	0	0	0	0	0	0	0	0	0	0	0	L	22-40
2024 TOTALS		**3-3**	**25**	**12**	**13**	**1.0**	**5.0**	**2**	**6**	**2**	**0**	**0**	**0**	**0**	**0**	**1**	**0**	**0**	**0**	**0**	**0**	**0**	**0**	**0**	**0**	**2-1**	

DRUE TRANQUILL'S COLLEGE DEFENSIVE STATISTICS

				TACKLES								INTERCEPTIONS					O. FUMB				ST					MISC	
DATE	TEAM	GP	GS	TK	S	A	TFL	YDS	SK	YDS	QBH	NO	YDS	LG	TD	PD	FF	FR	TD	YDS	TK	S	A	FF	FR	S	A
2014	Notre Dame	10	3	33	16	17	1.0	1.0	0.5	1.0	1	1	-2	0	0	0	0	1	0	5	0	0	0	0	0	0	0
2015	Notre Dame	3	1	9	6	3	2.5	8.0	0.0	0.0	0	0	0	0	0	2	0	0	0	0	0	0	0	0	0	0	0
2016	Notre Dame	11	11	74	48	26	2.0	4.0	0.0	0.0	1	1	0	0	0	1	0	0	0	0	0	0	0	0	0	0	0
2017	Notre Dame	13	13	85	44	41	10.5	37.0	1.5	13.0	3	1	0	0	0	3	1	3	0	15	0	0	0	0	0	0	0
2018	Notre Dame	13	12	86	63	23	9.0	37.0	3.5	24.0	3	0	0	0	0	4	0	1	0	0	0	0	0	0	0	0	0
TOTALS		**50**	**40**	**287**	**177**	**110**	**25.0**	**87.0**	**5.5**	**38.0**	**8**	**3**	**-2**	**0**	**0**	**10**	**1**	**5**	**0**	**20**	**0**	**0**	**0**	**0**	**0**	**0**	**0**

COLLEGE 2014 GAME-BY-GAME STATISTICS (NOTRE DAME)

			TACKLES								INTERCEPTIONS					O. FUMB				ST					MISC			
DATE	OPPONENT	P/S	TK	S	A	SK	YDS	TFL	YDS	QBH	NO	YDS	LG	TD	PD	FF	FR	TD	YDS	TK	S	A	FF	FR	S	A	W/L	SCORE
08/29	Rice	P	3	1	2	0.0	0.0	0.0	0.0	0	0	0	0	0	0	0	0	0	0	0	0	0	0	0	0	0	W	48-17
09/05	Michigan	P	2	1	1	0.5	1.0	0.5	1.0	0	0	0	0	0	0	0	0	0	0	0	0	0	0	0	0	0	W	31-0
09/12	Purdue	P	4	0	4	0.0	0.0	0.0	0.0	0	0	0	0	0	0	0	0	0	0	0	0	0	0	0	0	0	W	30-14
09/26	at Syracuse	P	1	0	1	0.0	0.0	0.0	0.0	0	0	0	0	0	0	0	0	0	0	0	0	0	0	0	0	0	W	31-15
10/03	Stanford	P	2	2	0	0.0	0.0	0.0	0.0	0	0	0	0	0	0	0	0	0	0	0	0	0	0	0	0	0	W	17-14
10/10	North Carolina	P	3	0	3	0.0	0.0	0.5	0.0	1	0	0	0	0	0	0	0	0	0	0	0	0	0	0	0	0	W	50-43
10/31	at Navy	S	5	5	0	0.0	0.0	0.0	0.0	0	0	0	0	0	0	0	0	0	0	0	0	0	0	0	0	0	W	49-39
11/07	at Arizona St.	P	1	1	0	0.0	0.0	0.0	0.0	0	0	0	0	0	0	0	0	0	0	0	0	0	0	0	0	0	L	31-55
11/14	Northwestern	S	7	4	3	0.0	0.0	0.0	0.0	0	0	0	0	0	0	0	1	0	5	0	0	0	0	0	0	0	L	40-43+
11/21	Louisville	S	5	2	3	0.0	0.0	0.0	0.0	0	1	-2	0	0	0	0	0	0	0	0	0	0	0	0	0	0	L	28-31
2014 TOTALS		**10-3**	**33**	**16**	**17**	**0.5**	**1.0**	**1.0**	**1.0**	**1**	**1**	**-2**	**0**	**0**	**0**	**0**	**1**	**0**	**5**	**0**	**0**	**0**	**0**	**0**	**0**	**0**	**7-3**	

+ - Overtime

COLLEGE 2015 GAME-BY-GAME STATISTICS (NOTRE DAME)

			TACKLES								INTERCEPTIONS					O. FUMB				ST					MISC			
DATE	OPPONENT	P/S	TK	S	A	SK	YDS	TFL	YDS	QBH	NO	YDS	LG	TD	PD	FF	FR	TD	YDS	TK	S	A	FF	FR	S	A	W/L	SCORE
09/04	Texas	P	2	1	1	0.0	0.0	0.0	0.0	0	0	0	0	0	1	0	0	0	0	0	0	0	0	0	0	0	W	38-3
09/11	at Virginia	P	3	1	2	0.0	0.0	0.5	2.0	0	0	0	0	0	0	0	0	0	0	0	0	0	0	0	0	0	W	34-27
09/18	Georgia Tech	S	4	4	0	0.0	0.0	2.0	6.0	0	0	0	0	0	1	0	0	0	0	0	0	0	0	0	0	0	W	30-22
2015 TOTALS		**3-1**	**9**	**6**	**3**	**0.0**	**0.0**	**2.5**	**8.0**	**0**	**0**	**0**	**0**	**0**	**2**	**0**	**0**	**0**	**0**	**0**	**0**	**0**	**0**	**0**	**0**	**3-0**	

COLLEGE 2016 GAME-BY-GAME STATISTICS (NOTRE DAME)

			TACKLES								INTERCEPTIONS					O. FUMB				ST					MISC			
DATE	OPPONENT	P/S	TK	S	A	SK	YDS	TFL	YDS	QBH	NO	YDS	LG	TD	PD	FF	FR	TD	YDS	TK	S	A	FF	FR	S	A	W/L	SCORE
09/04	at Texas	S	5	3	2	0.0	0.0	0.0	0.0	0	0	0	0	0	0	0	0	0	0	0	0	0	0	0	0	0	L	47-50+
09/10	Nevada	S	2	2	0	0.0	0.0	0.0	0.0	1	0	0	0	0	1	0	0	0	0	0	0	0	0	0	0	0	W	39-10
09/17	Michigan St.	S	6	5	1	0.0	0.0	0.0	0.0	0	0	0	0	0	0	0	0	0	0	0	0	0	0	0	0	0	L	28-36
09/24	Duke	S	9	7	2	0.0	0.0	1.0	3.0	0	0	0	0	0	0	0	0	0	0	0	0	0	0	0	0	0	L	35-38
10/01	at Syracuse	S	13	3	10	0.0	0.0	0.0	0.0	0	0	0	0	0	0	0	0	0	0	0	0	0	0	0	0	0	W	50-33
10/08	at NC State	S	5	1	4	0.0	0.0	0.0	0.0	0	0	0	0	0	0	0	0	0	0	0	0	0	0	0	0	0	L	3-10
10/15	Stanford	S	8	7	1	0.0	0.0	1.0	1.0	0	0	0	0	0	0	0	0	0	0	0	0	0	0	0	0	0	L	10-17
10/29	Miami (FL)	S	9	8	1	0.0	0.0	0.0	0.0	0	0	0	0	0	0	0	0	0	0	0	0	0	0	0	0	0	W	30-27
11/05	at Navy	S	4	1	3	0.0	0.0	0.0	0.0	0	0	0	0	0	0	0	0	0	0	0	0	0	0	0	0	0	L	27-28
11/12	Army West Point	S	3	3	0	0.0	0.0	0.0	0.0	0	0	0	0	0	0	0	0	0	0	0	0	0	0	0	0	0	W	44-6
11/19	Virginia Tech	S	10	8	2	0.0	0.0	0.0	0.0	0	1	0	0	0	0	0	0	0	0	0	0	0	0	0	0	0	L	31-34
2016 TOTALS		**11-11**	**74**	**48**	**26**	**0.0**	**0.0**	**2.0**	**4.0**	**1**	**1**	**0**	**0**	**0**	**1**	**0**	**0**	**0**	**0**	**0**	**0**	**0**	**0**	**0**	**0**	**4-7**	

+ - Overtime

COLLEGE 2017 GAME-BY-GAME STATISTICS (NOTRE DAME)

			TACKLES								INTERCEPTIONS					O. FUMB				ST					MISC			
DATE	OPPONENT	P/S	TK	S	A	SK	YDS	TFL	YDS	QBH	NO	YDS	LG	TD	PD	FF	FR	TD	YDS	TK	S	A	FF	FR	S	A	W/L	SCORE
09/02	Temple	S	4	1	3	0.0	0.0	1.0	1.0	0	0	0	0	0	0	0	1	0	15	0	0	0	0	0	0	0	W	49-16
09/09	Georgia	S	5	1	4	0.0	0.0	1.5	5.0	1	1	0	0	0	0	0	0	0	0	0	0	0	0	0	0	0	L	19-20
09/16	at Boston College	S	5	4	1	0.0	0.0	1.0	1.0	0	0	0	0	0	0	0	0	0	0	0	0	0	0	0	0	0	W	49-20
09/23	at Michigan St.	S	6	3	3	1.0	10.0	1.0	10.0	0	0	0	0	0	1	0	0	0	0	0	0	0	0	0	0	0	W	38-18
09/30	Miami (OH)	S	7	2	5	0.0	0.0	0.0	0.0	0	0	0	0	0	0	0	0	0	0	0	0	0	0	0	0	0	W	52-17
10/07	at North Carolina	S	7	6	1	0.0	0.0	0.0	0.0	0	0	0	0	0	0	1	1	0	0	0	0	0	0	0	0	0	W	33-10
10/21	Southern California	S	7	5	2	0.0	0.0	1.0	3.0	1	0	0	0	0	0	0	1	0	0	0	0	0	0	0	0	0	W	49-14
10/28	NC State	S	7	3	4	0.5	3.0	1.0	5.0	0	0	0	0	0	1	0	0	0	0	0	0	0	0	0	0	0	W	35-14
11/04	Wake Forest	S	6	3	3	0.0	0.0	0.0	0.0	0	0	0	0	0	0	0	0	0	0	0	0	0	0	0	0	0	W	48-37
11/11	at Miami (FL)	S	8	5	3	0.0	0.0	0.0	0.0	0	0	0	0	0	1	0	0	0	0	0	0	0	0	0	0	0	L	8-41
11/18	Navy	S	8	5	3	0.0	0.0	2.0	3.0	0	0	0	0	0	0	0	0	0	0	0	0	0	0	0	0	0	W	24-17
11/25	at Stanford	S	4	2	2	0.0	0.0	0.0	0.0	0	0	0	0	0	0	0	0	0	0	0	0	0	0	0	0	0	L	20-38
01/01	at LSU	S	11	4	7	0.0	0.0	2.0	9.0	1	0	0	0	0	0	0	0	0	0	0	0	0	0	0	0	0	W	21-17
2017 TOTALS		**13-13**	**85**	**44**	**41**	**1.5**	**13.0**	**10.5**	**37.0**	**3**	**1**	**0**	**0**	**0**	**3**	**1**	**3**	**0**	**15**	**0**	**0**	**0**	**0**	**0**	**0**	**0**	**10-3**	

COLLEGE 2018 GAME-BY-GAME STATISTICS (NOTRE DAME)

			TACKLES								INTERCEPTIONS					O. FUMB				ST					MISC			
DATE	OPPONENT	P/S	TK	S	A	SK	YDS	TFL	YDS	QBH	NO	YDS	LG	TD	PD	FF	FR	TD	YDS	TK	S	A	FF	FR	S	A	W/L	SCORE
08/31	Michigan	S	7	5	2	0.0	0.0	0.0	0.0	0	0	0	0	0	0	0	0	0	0	0	0	0	0	0	0	0	W	24-17
09/07	Ball St.	S	9	7	2	0.0	0.0	1.0	2.0	1	0	0	0	0	0	0	0	0	0	0	0	0	0	0	0	0	W	24-16
09/14	Vanderbilt	S	9	9	0	0.0	0.0	0.0	0.0	0	0	0	0	0	0	0	0	0	0	0	0	0	0	0	0	0	W	22-17
09/21	at Wake Forest	S	8	6	2	1.0	9.0	2.0	12.0	0	0	0	0	0	0	0	0	0	0	0	0	0	0	0	0	0	W	56-27
09/28	Stanford	S	2	2	0	0.0	0.0	1.0	2.0	0	0	0	0	0	2	0	0	0	0	0	0	0	0	0	0	0	W	38-17
10/05	at Virginia Tech	S	5	4	1	0.0	0.0	1.0	2.0	0	0	0	0	0	0	0	0	0	0	0	0	0	0	0	0	0	W	45-23
10/12	Pittsburgh	S	6	5	1	0.0	0.0	1.0	3.0	1	0	0	0	0	0	0	0	0	0	0	0	0	0	0	0	0	W	19-14
10/26	at Navy	S	1	0	1	0.0	0.0	0.0	0.0	0	0	0	0	0	0	0	0	0	0	0	0	0	0	0	0	0	W	44-22
11/02	at Northwestern	P	5	5	0	0.0	0.0	0.0	0.0	0	0	0	0	0	0	0	0	0	0	0	0	0	0	0	0	0	W	31-21
11/09	Florida St.	S	7	5	2	0.5	6.0	0.5	6.0	0	0	0	0	0	0	0	0	0	0	0	0	0	0	0	0	0	W	42-13
11/16	Syracuse	S	7	4	3	2.0	9.0	2.5	10.0	0	0	0	0	0	0	0	0	0	0	0	0	0	0	0	0	0	W	36-3
11/24	at Southern California	S	9	6	3	0.0	0.0	0.0	0.0	0	0	0	0	0	1	0	1	0	0	0	0	0	0	0	0	0	W	24-17
12/28	at Clemson	S	11	5	6	0.0	0.0	0.0	0.0	1	0	0	0	0	1	0	0	0	0	0	0	0	0	0	0	0	L	3-30
2018 TOTALS		**13-12**	**86**	**63**	**23**	**3.5**	**24.0**	**9.0**	**37.0**	**3**	**0**	**0**	**0**	**0**	**4**	**0**	**1**	**0**	**0**	**0**	**0**	**0**	**0**	**0**	**0**	**12-1**	

JAYLEN WATSON

CORNERBACK #35

WASHINGTON STATE

22 23

4TH YEAR IN THE NFL

4TH YEAR WITH THE CHIEFS

HEIGHT: 6'2"
WEIGHT: 197 LBS
HOW ACQUIRED: D7A-22
BIRTHDAY: 9/17/98

- Watson enters his fourth season with the Chiefs in 2025.
- Originally entered the NFL as the first of three seventh-round picks (243rd overall) by the Kansas City Chiefs in the 2022 NFL Draft.

Career Highlights:

- With a 99-yard interception returned for a touchdown in Week 2 of his rookie season, Jaylen Watson became the second fastest player in NFL history since the 1970 merger to intercept a pass for 90+ yards. Former NFL DB Sam Garnes is the fastest, recording a 95-yard interception in Week 1 of his rookie season.

Honors:

- 2022 Week 2 AFC Defensive Player of the Week.

Transactions:

Originally entered the NFL as the first of three seventh-round picks (243rd overall) by the Kansas City Chiefs in the 2022 NFL Draft.

COLLEGE

Played two years at Ventura College in California prior to transferring to Washington State where he played two seasons ... At WSU, he logged 44 tackles (34 solo), two interceptions returned for 11 yards, five passes defensed, one forced fumble and five fumble recoveries in 15 games played ... Named All-Pac-12 Conference honorable mention ... At Ventura College in California he was named to Junior College Bureau All-America first-team, PrepStar JC All-America Team, All-State Region III first-team and All-Northern Conference first-team after making 43 tackles with 13 pass breakups, four interceptions and one fumble recovery in 2018... Also averaged 16.3 yards-per-punt return on 10 returns ... Helped Ventura win Southern California Football Association Championship and was named defensive player of the game after making nine tackles and one pass breakup ... In 2017, his freshman year at Ventura College in California, he was named Junior College Bureau All-American and to the All-State Region III first-team and All-Northern Conference first-team after making 30 tackles with 1.0 sack and four interceptions.

PERSONAL

- Attended Lucy C. Laney High School in Augusta, Ga.
- As a senior, he was named All-Region 4-AA Offensive Player of the Year as a wide receiver and also played defensive back.
- Also played basketball.

JAYLEN WATSON'S NFL REGULAR SEASON DEFENSIVE STATISTICS

				TACKLES								INTERCEPTIONS					O. FUMB				ST					MISC	
DATE	TEAM	GP	GS	TK	S	A	TFL	YDS	SK	YDS	QBH	NO	YDS	LG	TD	PD	FF	FR	TD	YDS	TK	S	A	FF	FR	S	A
2022	Chiefs	16	6	46	37	9	3	4	0.0	0.0	0	1	99	99t	1	6	0	0	0	0	3	0	3	0	0	0	0
2023	Chiefs	16	2	30	25	5	2	17	2.0	17.0	2	0	0	0	0	6	0	0	0	0	3	3	0	0	0	0	0
2024	Chiefs	6	6	32	21	11	0	0	0.0	0.0	0	0	12	12	0	6	0	0	0	0	0	0	0	0	0	0	0
2025	Chiefs	13	13	53	36	17	2	8	1.0	6.0	1	2	14	14	0	6	0	0	0	0	0	0	0	0	0	0	0
NFL TOTALS		**51**	**27**	**161**	**119**	**42**	**7**	**29**	**3.0**	**23.0**	**3**	**3**	**125**	**99T**	**1**	**24**	**0**	**0**	**0**	**0**	**6**	**3**	**3**	**0**	**0**	**0**	**0**

JAYLEN WATSON'S NFL POSTSEASON DEFENSIVE STATISTICS

				TACKLES								INTERCEPTIONS					O. FUMB				ST					MISC	
DATE	TEAM	GP	GS	TK	S	A	TFL	YDS	SK	YDS	QBH	NO	YDS	LG	TD	PD	FF	FR	TD	YDS	TK	S	A	FF	FR	S	A
2022	Chiefs	3	3	10	10	0	0	0	0.0	0.0	1	2	11	10	0	4	0	0	0	0	1	1	0	0	0	0	0
2023	Chiefs	4	0	6	6	0	0	0	0.0	0.0	0	0	0	0	0	1	0	0	0	0	1	1	0	0	1	0	0
2024	Chiefs	3	1	5	4	1	0	0	0.0	0.0	0	0	0	0	0	1	0	0	0	0	0	0	0	0	0	0	0
NFL TOTALS		**10**	**4**	**21**	**20**	**1**	**0**	**0**	**0.0**	**0.0**	**1**	**2**	**11**	**10**	**0**	**6**	**0**	**0**	**0**	**0**	**2**	**2**	**0**	**0**	**1**	**0**	**0**

SINGLE-GAME HIGHS: DEFENSIVE

Total Tackles
11 vs. Baltimore, Sep 05, 2024
9 vs. Philadelphia, Sep 14, 2025
8 at L.A. Chargers, Jan 07, 2024
7 at N.Y. Giants, Sep 21, 2025
7 vs. Denver, Jan 01, 2023
...1 more at 7.

Solo Tackles
8 at L.A. Chargers, Jan 07, 2024
7 vs. Baltimore, Sep 05, 2024
6 at Dallas, Nov 27, 2025
6 vs. Denver, Jan 01, 2023
6 at Indianapolis, Sep 25, 2022

Sacks
1.0 at Jacksonville, Oct 06, 2025
1.0 at New England, Dec 17, 2023
1.0 vs. Miami, Nov 05, 2023

Passes Defensed
2 at N.Y. Giants, Sep 21, 2025
2 at L.A. Chargers, Sep 29, 2024
2 at L.A. Chargers, Jan 07, 2024
...1 more at 2.

Tackles For Loss
1 vs. Washington, Oct 27, 2025
1 at Jacksonville, Oct 06, 2025
1 at New England, Dec 17, 2023
...4 more at 1.

Interceptions
1 at N.Y. Giants, Sep 21, 2025
1 vs. L.A. Chargers, Sep 15, 2022

Special Teams Tackles
2 at Arizona, Sep 11, 2022
1 at New England, Dec 17, 2023
1 at Green Bay, Dec 03, 2023
1 at Minnesota, Oct 08, 2023
...1 more at 1.

SINGLE-GAME HIGHS - POSTSEASON: DEFENSIVE

Total Tackles
4 vs. Cincinnati, Jan 29, 2023
3 vs. Buffalo, Jan 26, 2025
3 at Philadelphia, Feb 12, 2023
3 vs. Jacksonville, Jan 21, 2023
2 vs. San Francisco, Feb 11, 2024
...2 more at 2.

Solo Tackles
4 vs. Cincinnati, Jan 29, 2023
3 at Philadelphia, Feb 12, 2023
3 vs. Jacksonville, Jan 21, 2023
2 vs. Buffalo, Jan 26, 2025
2 vs. San Francisco, Feb 11, 2024
...2 more at 2.

Passes Defensed
2 vs. Cincinnati, Jan 29, 2023
2 vs. Jacksonville, Jan 21, 2023

Interceptions
1 vs. Cincinnati, Jan 29, 2023
1 vs. Jacksonville, Jan 21, 2023

Interception Return Yards
1 vs. Jacksonville, Jan 21, 2023

Special Teams Tackles
1 vs. Jacksonville, Jan 21, 2023

Special Teams Fumble Recoveries
1 vs. San Francisco, Feb 11, 2024

2022 GAME-BY-GAME REGULAR-SEASON STATISTICS (CHIEFS)

			TACKLES								INTERCEPTIONS					O. FUMB				ST					MISC			
DATE	OPPONENT	P/S	TK	S	A	SK	YDS	TFL	YDS	QBH	NO	YDS	LG	TD	PD	FF	FR	TD	YDS	TK	S	A	FF	FR	S	A	W/L	SCORE
09/11	at Cardinals	P	0	0	0	0.0	0.0	0	0	0	0	0	0	0	1	0	0	0	0	2	0	2	0	0	0	0	W	44-21
09/15	Chargers	S	4	3	1	0.0	0.0	0	0	0	1	99	99	1	1	0	0	0	0	0	0	0	0	0	0	0	W	27-24
09/25	at Colts	S	7	6	1	0.0	0.0	1	1	0	0	0	0	0	1	0	0	0	0	0	0	0	0	0	0	0	L	17-20
10/02	at Buccaneers	S	5	5	0	0.0	0.0	0	0	0	0	0	0	0	1	0	0	0	0	0	0	0	0	0	0	0	W	41-31
10/10	Raiders	P	2	1	1	0.0	0.0	0	0	0	0	0	0	0	0	0	0	0	0	0	0	0	0	0	0	0	W	30-29
10/16	Bills	S	6	5	1	0.0	0.0	0	0	0	0	0	0	0	0	0	0	0	0	0	0	0	0	0	0	0	L	20-24
10/23	at 49ers	S	6	4	2	0.0	0.0	0	0	0	0	0	0	0	0	0	0	0	0	0	0	0	0	0	0	0	W	44-23
11/06	Titans	P	0	0	0	0.0	0.0	0	0	0	0	0	0	0	1	0	0	0	0	0	0	0	0	0	0	0	W	20-17+
11/13	Jaguars	P	1	1	0	0.0	0.0	0	0	0	0	0	0	0	0	0	0	0	0	0	0	0	0	0	0	0	W	27-17
11/20	at Chargers	P	2	2	0	0.0	0.0	1	2	0	0	0	0	0	0	0	0	0	0	0	0	0	0	0	0	0	W	30-27
11/27	Rams	P	0	0	0	0.0	0.0	0	0	0	0	0	0	0	0	0	0	0	0	0	0	0	0	0	0	0	W	26-10
12/04	at Bengals											DID NOT PLAY															L	24-27
12/11	at Broncos	P	3	1	2	0.0	0.0	0	0	0	0	0	0	0	0	0	0	0	0	0	0	0	0	0	0	0	W	34-28
12/18	at Texans	P	0	0	0	0.0	0.0	0	0	0	0	0	0	0	1	0	0	0	0	0	0	0	0	0	0	0	W	30-24+
12/24	Seahawks	P	2	2	0	0.0	0.0	1	1	0	0	0	0	0	0	0	0	0	0	0	0	0	0	0	0	0	W	24-10
01/01	Broncos	S	7	6	1	0.0	0.0	0	0	0	0	0	0	0	0	0	0	0	0	0	0	0	0	0	0	0	W	27-24
01/07	at Raiders	P	1	1	0	0.0	0.0	0	0	0	0	0	0	0	0	0	0	0	0	1	0	1	0	0	0	0	W	31-13
2022 TOTALS		**16-6**	**46**	**37**	**9**	**0.0**	**0.0**	**3**	**4**	**0**	**1**	**99**	**99T**	**1**	**6**	**0**	**0**	**0**	**0**	**3**	**0**	**3**	**0**	**0**	**0**	**0**	**14-3**	

+ - Overtime

2023 GAME-BY-GAME REGULAR-SEASON STATISTICS (CHIEFS)

			TACKLES								INTERCEPTIONS					O. FUMB				ST					MISC			
DATE	OPPONENT	P/S	TK	S	A	SK	YDS	TFL	YDS	QBH	NO	YDS	LG	TD	PD	FF	FR	TD	YDS	TK	S	A	FF	FR	S	A	W/L	SCORE
09/07	Lions	P	0	0	0	0.0	0.0	0	0	0	0	0	0	0	0	0	0	0	0	0	0	0	0	0	0	0	L	20-21
09/17	at Jaguars	P	2	2	0	0.0	0.0	0	0	0	0	0	0	0	0	0	0	0	0	0	0	0	0	0	0	0	W	17-9
09/24	Bears	P	1	1	0	0.0	0.0	0	0	0	0	0	0	0	0	0	0	0	0	0	0	0	0	0	0	0	W	41-10
10/01	at Jets											INACTIVE															W	23-20
10/08	at Vikings	P	3	3	0	0.0	0.0	0	0	0	0	0	0	0	0	0	0	0	0	1	1	0	0	0	0	0	W	27-20
10/12	Broncos	P	1	1	0	0.0	0.0	0	0	0	0	0	0	0	2	0	0	0	0	0	0	0	0	0	0	0	W	19-8
10/22	Chargers	S	3	2	1	0.0	0.0	0	0	0	0	0	0	0	0	0	0	0	0	0	0	0	0	0	0	0	W	31-17
10/29	at Broncos	P	0	0	0	0.0	0.0	0	0	0	0	0	0	0	0	0	0	0	0	0	0	0	0	0	0	0	L	9-24
11/05	Dolphins	P	5	3	2	1.0	7.0	1	7	1	0	0	0	0	0	0	0	0	0	0	0	0	0	0	0	0	W	21-14
11/20	Eagles	P	1	1	0	0.0	0.0	0	0	0	0	0	0	0	0	0	0	0	0	0	0	0	0	0	0	0	L	17-21
11/26	at Raiders	P	2	2	0	0.0	0.0	0	0	0	0	0	0	0	1	0	0	0	0	0	0	0	0	0	0	0	W	31-17
12/03	at Packers	P	0	0	0	0.0	0.0	0	0	0	0	0	0	0	0	0	0	0	0	1	1	0	0	0	0	0	L	19-27
12/10	Bills	P	0	0	0	0.0	0.0	0	0	0	0	0	0	0	0	0	0	0	0	0	0	0	0	0	0	0	L	17-20
12/17	at Patriots	P	1	1	0	1.0	10.0	1	10	1	0	0	0	0	0	0	0	0	0	1	1	0	0	0	0	0	W	27-17
12/25	Raiders	P	0	0	0	0.0	0.0	0	0	0	0	0	0	0	1	0	0	0	0	0	0	0	0	0	0	0	L	14-20
12/31	Bengals	P	3	1	2	0.0	0.0	0	0	0	0	0	0	0	0	0	0	0	0	0	0	0	0	0	0	0	W	25-17
01/07	at Chargers	S	8	8	0	0.0	0.0	0	0	0	0	0	0	0	2	0	0	0	0	0	0	0	0	0	0	0	W	13-12
2023 TOTALS		**16-2**	**30**	**25**	**5**	**2.0**	**17.0**	**2**	**17**	**2**	**0**	**0**	**0**	**0**	**6**	**0**	**0**	**0**	**0**	**3**	**3**	**0**	**0**	**0**	**0**	**0**	**11-6**	

2024 GAME-BY-GAME REGULAR-SEASON STATISTICS (CHIEFS)

			TACKLES								INTERCEPTIONS					O. FUMB				ST					MISC			
DATE	OPPONENT	P/S	TK	S	A	SK	YDS	TFL	YDS	QBH	NO	YDS	LG	TD	PD	FF	FR	TD	YDS	TK	S	A	FF	FR	S	A	W/L	SCORE
09/05	Ravens	S	11	7	4	0.0	0.0	0	0	0	0	0	0	0	1	0	0	0	0	0	0	0	0	0	0	0	W	27-20
09/15	Bengals	S	6	3	3	0.0	0.0	0	0	0	0	0	0	0	1	0	0	0	0	0	0	0	0	0	0	0	W	26-25
09/22	at Falcons	S	4	2	2	0.0	0.0	0	0	0	0	12	12	0	1	0	0	0	0	0	0	0	0	0	0	0	W	22-17
09/29	at Chargers	S	3	2	1	0.0	0.0	0	0	0	0	0	0	0	2	0	0	0	0	0	0	0	0	0	0	0	W	17-10
10/07	Saints	S	5	5	0	0.0	0.0	0	0	0	0	0	0	0	1	0	0	0	0	0	0	0	0	0	0	0	W	26-13
10/20	at 49ers	S	3	2	1	0.0	0.0	0	0	0	0	0	0	0	0	0	0	0	0	0	0	0	0	0	0	0	W	28-18
10/27	at Raiders											RESERVE/INJURED															W	27-20
11/04	Buccaneers											RESERVE/INJURED															W	30-24+
11/10	Broncos											RESERVE/INJURED															W	16-14
11/17	at Bills											RESERVE/INJURED															L	21-30
11/24	at Panthers											RESERVE/INJURED															W	30-27
11/29	Raiders											RESERVE/INJURED															W	19-17
12/08	Chargers											RESERVE/INJURED															W	19-17
12/15	at Browns											RESERVE/INJURED															W	21-7
12/21	Texans											RESERVE/INJURED															W	27-19
12/25	at Steelers											RESERVE/INJURED															W	29-10
01/05	at Broncos											RESERVE/INJURED															L	0-38
2024 TOTALS		**6-6**	**32**	**21**	**11**	**0.0**	**0.0**	**0**	**0**	**0**	**0**	**12**	**12**	**0**	**6**	**0**	**0**	**0**	**0**	**0**	**0**	**0**	**0**	**0**	**0**	**0**	**15-2**	

+ - Overtime

2025 GAME-BY-GAME REGULAR-SEASON STATISTICS (CHIEFS)

			TACKLES								INTERCEPTIONS					O. FUMB				ST					MISC			
DATE	OPPONENT	P/S	TK	S	A	SK	YDS	TFL	YDS	QBH	NO	YDS	LG	TD	PD	FF	FR	TD	YDS	TK	S	A	FF	FR	S	A	W/L	SCORE
09/05	at Chargers	S	6	5	1	0.0	0.0	0	0	0	0	0	0	0	1	0	0	0	0	0	0	0	0	0	0	0	L	21-27
09/14	Eagles	S	9	2	7	0.0	0.0	0	0	0	0	0	0	0	0	0	0	0	0	0	0	0	0	0	0	0	L	17-20
09/21	at Giants	S	7	5	2	0.0	0.0	0	0	0	1	0	0	0	2	0	0	0	0	0	0	0	0	0	0	0	W	22-9
09/28	Ravens	S	1	1	0	0.0	0.0	0	0	0	0	0	0	0	0	0	0	0	0	0	0	0	0	0	0	0	W	37-20
10/06	at Jaguars	S	4	4	0	1.0	6.0	1	6	1	0	0	0	0	0	0	0	0	0	0	0	0	0	0	0	0	L	28-31
10/12	Lions	S	3	1	2	0.0	0.0	0	0	0	0	0	0	0	0	0	0	0	0	0	0	0	0	0	0	0	W	30-17
10/19	Raiders	S	0	0	0	0.0	0.0	0	0	0	0	0	0	0	1	0	0	0	0	0	0	0	0	0	0	0	W	31-0
10/27	Commanders	S	4	3	1	0.0	0.0	1	2	0	0	0	0	0	0	0	0	0	0	0	0	0	0	0	0	0	W	28-7
11/02	at Bills	S	5	4	1	0.0	0.0	0	0	0	0	0	0	0	0	0	0	0	0	0	0	0	0	0	0	0	L	21-28
11/16	at Broncos	S	3	2	1	0.0	0.0	0	0	0	0	0	0	0	0	0	0	0	0	0	0	0	0	0	0	0	L	19-22
11/23	Colts	S	3	1	2	0.0	0.0	0	0	0	0	0	0	0	1	0	0	0	0	0	0	0	0	0	0	0	W	23-20+
11/27	at Cowboys	S	6	6	0	0.0	0.0	0	0	0	1	14	14	0	1	0	0	0	0	0	0	0	0	0	0	0	L	28-31
12/07	Texans	S	2	2	0	0.0	0.0	0	0	0	0	0	0	0	0	0	0	0	0	0	0	0	0	0	0	0	L	10-20
2025 TOTALS		**13-13**	**53**	**36**	**17**	**1.0**	**6.0**	**2**	**8**	**1**	**2**	**14**	**14**	**0**	**6**	**0**	**0**	**0**	**0**	**0**	**0**	**0**	**0**	**0**	**0**	**0**	**6-7**	

+ - Overtime

2022 GAME-BY-GAME POSTSEASON STATISTICS (CHIEFS)

			TACKLES								INTERCEPTIONS					O. FUMB				ST					MISC			
DATE	OPPONENT	P/S	TK	S	A	SK	YDS	TFL	YDS	QBH	NO	YDS	LG	TD	PD	FF	FR	TD	YDS	TK	S	A	FF	FR	S	A	W/L	SCORE
01/21	Jaguars	S	3	3	0	0.0	0.0	0	0	1	1	1	1	0	2	0	0	0	0	1	1	0	0	0	0	0	W	27-20
01/29	Bengals	S	4	4	0	0.0	0.0	0	0	0	1	10	10	0	2	0	0	0	0	0	0	0	0	0	0	0	W	23-20
02/12	at Eagles	S	3	3	0	0.0	0.0	0	0	0	0	0	0	0	0	0	0	0	0	0	0	0	0	0	0	0	W	38-35
2022 TOTALS		**3-3**	**10**	**10**	**0**	**0.0**	**0.0**	**0**	**0**	**1**	**2**	**11**	**10**	**0**	**4**	**0**	**0**	**0**	**0**	**1**	**1**	**0**	**0**	**0**	**0**	**0**	**3-0**	

2023 GAME-BY-GAME POSTSEASON STATISTICS (CHIEFS)

			TACKLES								INTERCEPTIONS					O. FUMB				ST					MISC			
DATE	OPPONENT	P/S	TK	S	A	SK	YDS	TFL	YDS	QBH	NO	YDS	LG	TD	PD	FF	FR	TD	YDS	TK	S	A	FF	FR	S	A	W/L/T	SCORE
01/13	Dolphins	P	0	0	0	0.0	0.0	0	0	0	0	0	0	0	0	0	0	0	0	1	1	0	0	0	0	0	W	26-7
01/21	at Bills	P	2	2	0	0.0	0.0	0	0	0	0	0	0	0	1	0	0	0	0	0	0	0	0	0	0	0	W	27-24
01/28	at Ravens	P	2	2	0	0.0	0.0	0	0	0	0	0	0	0	0	0	0	0	0	0	0	0	0	0	0	0	W	17-10
02/11	49ers	P	2	2	0	0.0	0.0	0	0	0	0	0	0	0	0	0	0	0	0	0	0	0	0	1	0	0	W	25-22+
2023 TOTALS		**4-0**	**6**	**6**	**0**	**0.0**	**0.0**	**0**	**0**	**0**	**0**	**0**	**0**	**0**	**1**	**0**	**0**	**0**	**0**	**1**	**1**	**0**	**0**	**1**	**0**	**0**	**4-0**	

+ - Overtime

2024 GAME-BY-GAME POSTSEASON STATISTICS (CHIEFS)

			TACKLES								INTERCEPTIONS					O. FUMB				ST					MISC			
DATE	OPPONENT	P/S	TK	S	A	SK	YDS	TFL	YDS	QBH	NO	YDS	LG	TD	PD	FF	FR	TD	YDS	TK	S	A	FF	FR	S	A	W/L	SCORE
01/18	Texans	P	1	1	0	0.0	0.0	0	0	0	0	0	0	0	1	0	0	0	0	0	0	0	0	0	0	0	W	23-14
01/26	Bills	P	3	2	1	0.0	0.0	0	0	0	0	0	0	0	0	0	0	0	0	0	0	0	0	0	0	0	W	32-29
02/09	at Eagles	S	1	1	0	0.0	0.0	0	0	0	0	0	0	0	0	0	0	0	0	0	0	0	0	0	0	0	L	22-40
2024 TOTALS		**3-1**	**5**	**4**	**1**	**0.0**	**0.0**	**0**	**0**	**0**	**0**	**0**	**0**	**0**	**1**	**0**	**0**	**0**	**0**	**0**	**0**	**0**	**0**	**0**	**0**	**0**	**2-1**	

JAYLEN WATSON'S COLLEGE DEFENSIVE STATISTICS

				TACKLES								INTERCEPTIONS					O. FUMB				ST					MISC	
DATE	TEAM	GP	GS	TK	S	A	TFL	YDS	SK	YDS	QBH	NO	YDS	LG	TD	PD	FF	FR	TD	YDS	TK	S	A	FF	FR	S	A
2020	Washington St.	3	3	13	11	2	1.0	2.0	0.0	0.0	0	0	0	0	0	2	1	1	0	0	0	0	0	0	0	0	0
2021	Washington St.	12	12	31	23	8	1.0	1.0	0.0	0.0	0	2	11	7	0	3	0	4	0	49	0	0	0	0	0	0	0
TOTALS		**15**	**15**	**44**	**34**	**10**	**2.0**	**3.0**	**0.0**	**0.0**	**0**	**2**	**11**	**7**	**0**	**5**	**1**	**5**	**0**	**49**	**0**	**0**	**0**	**0**	**0**	**0**	**0**

COLLEGE 2020 GAME-BY-GAME STATISTICS (WASHINGTON ST.)

			TACKLES								INTERCEPTIONS					O. FUMB				ST					MISC			
DATE	OPPONENT	P/S	TK	S	A	SK	YDS	TFL	YDS	QBH	NO	YDS	LG	TD	PD	FF	FR	TD	YDS	TK	S	A	FF	FR	S	A	W/L	SCORE
11/07	at Oregon St.	S	6	6	0	0.0	0.0	0.0	0.0	0	0	0	0	0	1	0	0	0	0	0	0	0	0	0	0	0	W	38-28
11/14	Oregon	S	2	2	0	0.0	0.0	0.0	0.0	0	0	0	0	0	0	0	0	0	0	0	0	0	0	0	0	0	L	29-43
12/19	at Utah	S	5	3	2	0.0	0.0	1.0	2.0	0	0	0	0	0	1	1	1	0	0	0	0	0	0	0	0	0	L	28-45
2020 TOTALS		**3-3**	**13**	**11**	**2**	**0.0**	**0.0**	**1.0**	**2.0**	**0**	**0**	**0**	**0**	**0**	**2**	**1**	**1**	**0**	**0**	**0**	**0**	**0**	**0**	**0**	**0**	**0**	**1-2**	

COLLEGE 2021 GAME-BY-GAME STATISTICS (WASHINGTON ST.)

			TACKLES								INTERCEPTIONS					O. FUMB				ST					MISC			
DATE	OPPONENT	P/S	TK	S	A	SK	YDS	TFL	YDS	QBH	NO	YDS	LG	TD	PD	FF	FR	TD	YDS	TK	S	A	FF	FR	S	A	W/L	SCORE
09/04	Utah St.	S	3	3	0	0.0	0.0	0.0	0.0	0	0	0	0	0	1	0	0	0	0	0	0	0	0	0	0	0	L	23-26
09/11	Portland St.	S	1	1	0	0.0	0.0	0.0	0.0	0	0	0	0	0	0	0	0	0	0	0	0	0	0	0	0	0	W	44-24
09/18	Southern California	S	6	5	1	0.0	0.0	0.0	0.0	0	0	0	0	0	1	0	1	0	0	0	0	0	0	0	0	0	L	14-45
09/25	at Utah	S	1	1	0	0.0	0.0	0.0	0.0	0	0	0	0	0	0	0	1	0	0	0	0	0	0	0	0	0	L	13-24
10/02	at California	S	1	0	1	0.0	0.0	0.0	0.0	0	1	7	7	0	0	0	0	0	0	0	0	0	0	0	0	0	W	21-6
10/09	Oregon St.	S	5	4	1	0.0	0.0	1.0	1.0	0	0	0	0	0	0	0	0	0	0	0	0	0	0	0	0	0	W	31-24
10/16	Stanford	S	2	2	0	0.0	0.0	0.0	0.0	0	0	0	0	0	1	0	0	0	0	0	0	0	0	0	0	0	W	34-31
10/23	BYU	S	2	2	0	0.0	0.0	0.0	0.0	0	0	0	0	0	0	0	0	0	0	0	0	0	0	0	0	0	L	19-21
10/30	at Arizona St.	S	1	1	0	0.0	0.0	0.0	0.0	0	1	4	4	0	0	0	0	0	0	0	0	0	0	0	0	0	W	34-21
11/13	at Oregon	S	2	0	2	0.0	0.0	0.0	0.0	0	0	0	0	0	0	0	2	0	49	0	0	0	0	0	0	0	L	24-38
11/19	Arizona	S	2	1	1	0.0	0.0	0.0	0.0	0	0	0	0	0	0	0	0	0	0	0	0	0	0	0	0	0	W	44-18
11/26	at Washington	S	5	3	2	0.0	0.0	0.0	0.0	0	0	0	0	0	0	0	0	0	0	0	0	0	0	0	0	0	W	40-13
12/31	at Central Mich.		DID NOT PLAY																								L	21-24
2021 TOTALS		**12-12**	**31**	**23**	**8**	**0.0**	**0.0**	**1.0**	**1.0**	**0**	**2**	**11**	**7**	**0**	**3**	**0**	**4**	**0**	**49**	**0**	**0**	**0**	**0**	**0**	**0**	**0**	**7-6**	

JARED WILEY

TIGHT END #12

TCU

2ND YEAR IN THE NFL

2ND YEAR WITH THE CHIEFS

HEIGHT:	6'6"
WEIGHT:	249 LBS
HOW ACQUIRED:	D4A-24
BIRTHDAY:	11/2/00

- Wiley enters his second season with the Chiefs in 2025.
- Originally entered the NFL as the first of two fourth-round picks (131st overall) with the Kansas City Chiefs in the 2024 NFL Draft.

Transactions: Originally entered the NFL as the first of two fourth-round picks (131st overall) by the Kansas City Chiefs in the 2024 NFL Draft.

COLLEGE

Played two seasons for TCU (2022-23), playing in 25 games for the Horned Frogs ... As a senior in 2023, was a team captain ... Had 47 receptions, leading the team and ranking fourth nationally by Power Five tight ends ... Totaled 520 yards his senior season ... Topped TCU with eight touchdown catches to tie for the national lead among tight ends ... In 2022 had 21 receptions and tied for fourth on the team with four touchdown receptions ... Caught a game-tying two-point conversion from TCU QB Max Duggan en route to the 11-point fourth quarter comeback in the 2022 Big 12 Championship Game against Kansas State ... Played three seasons for Texas (2019-21) ... As a junior (2021), played in 11 games with eight starts totaling nine receptions for 67 yards and two touchdowns ... In 2020 played in nine games with two starts ... Caught nine passes for 166 yards and a touchdown ... In his freshman season (2019), saw action in 12 games and started two ... Received the following awards and honors: 2024 Senior Bowl participant ... 2022 first-team All-Big 12 ... 2023 second-team AP All-Big 12 ... 2023 honorable mention Big 12 Offensive Player of the Year ... 2023 first-team Academic Big 12 ... 2023 Big 12 Offensive Player of the Week (vs. Baylor) ... 2023 East-West Shrine Bowl Texas Star of the Week (vs. Baylor) ... 2022 honorable mention All-Big 12 ... 2022 and 2021 first-team Academic All-Big 12 ... 2020 second-team Academic All-Big 12.

PERSONAL

- Named co-offensive Player of the Year in District 12-6A as a senior at Temple High School (Texas).
- Served as Temple's starting quarterback.
- Completed 149-of-258 passes for 2,314 yards.
- Threw 27 touchdowns with just five interceptions.
- Also played baseball.

JARED WILEY'S NFL REGULAR SEASON RUSHING/RECEIVING STATISTICS

				RECEIVING					RUSHING				
DATE	TEAM	GP	GS	NO.	YDS.	AVG.	LG	TD	NO.	YDS.	AVG.	LG	TD
2024	Chiefs	7	2	1	7	7.0	7	0	0	0	0.0	0	0
2025	Chiefs	2	0	1	4	4.0	4	0	0	0	0.0	0	0
NFL TOTALS		**9**	**2**	**2**	**11**	**5.5**	**7**	**0**	**0**	**0**	**0.0**	**0**	**0**

JARED WILEY'S NFL POSTSEASON RUSHING/RECEIVING STATISTICS

				RECEIVING					RUSHING				
DATE	TEAM	GP	GS	NO.	YDS.	AVG.	LG	TD	NO.	YDS.	AVG.	LG	TD
2024	Chiefs	0	0	0	0	0.0	0	0	0	0	0.0	0	0
NFL TOTALS		**0**	**0**	**0**	**0**	**0.0**	**0**	**0**	**0**	**0**	**0.0**	**0**	**0**

JARED WILEY'S NFL REGULAR SEASON RETURN STATISTICS

		KICKOFF RETURNS					PUNT RETURNS					
DATE	TEAM	RET.	YDS.	AVG.	LG	TD	NO.	FC	YDS.	AVG.	LG	TD
2024	Chiefs	0	0	0.0	0	0	0	0	0	0.0	0	0
2025	Chiefs	0	0	0.0	0	0	0	0	0	0.0	0	0
NFL TOTALS		**0**	**0**	**0.0**	**0**	**0**	**0**	**0**	**0**	**0.0**	**0**	**0**

JARED WILEY'S NFL POSTSEASON RETURN STATISTICS

		KICKOFF RETURNS					PUNT RETURNS					
DATE	TEAM	RET.	YDS.	AVG.	LG	TD	NO.	FC	YDS.	AVG.	LG	TD
2024	Chiefs	0	0	0.0	0	0	0	0	0	0.0	0	0
NFL TOTALS		**0**	**0**	**0.0**	**0**	**0**	**0**	**0**	**0**	**0.0**	**0**	**0**

SINGLE-GAME HIGHS: RECEIVING

Longest Receptions
7 vs. Cincinnati, Sep 15, 2024
4 at Dallas, Nov 27, 2025

2024 GAME-BY-GAME REGULAR-SEASON STATISTICS (CHIEFS)

			RECEIVING					RUSHING						
DATE	OPPONENT	P/S	NO.	YDS.	AVG.	LG	TD	NO.	YDS.	AVG.	LG	TD	W/L	SCORE
09/05	Ravens	P	0	0	0.0	0	0	0	0	0.0	0	0	W	27-20
09/15	Bengals	S	1	7	7.0	7	0	0	0	0.0	0	0	W	26-25
09/22	at Falcons	P	0	0	0.0	0	0	0	0	0.0	0	0	W	22-17
09/29	at Chargers	P	0	0	0.0	0	0	0	0	0.0	0	0	W	17-10
10/07	Saints	P	0	0	0.0	0	0	0	0	0.0	0	0	W	26-13
10/20	at 49ers	P	0	0	0.0	0	0	0	0	0.0	0	0	W	28-18
10/27	at Raiders	S	0	0	0.0	0	0	0	0	0.0	0	0	W	27-20
11/04	Buccaneers						RESERVE/INJURED						W	30-24+
11/10	Broncos						RESERVE/INJURED						W	16-14
11/17	at Bills						RESERVE/INJURED						L	21-30
11/24	at Panthers						RESERVE/INJURED						W	30-27
11/29	Raiders						RESERVE/INJURED						W	19-17
12/08	Chargers						RESERVE/INJURED						W	19-17
12/15	at Browns						RESERVE/INJURED						W	21-7
12/21	Texans						RESERVE/INJURED						W	27-19
12/25	at Steelers						RESERVE/INJURED						W	29-10
01/05	at Broncos						RESERVE/INJURED						L	0-38
2024 TOTALS		**7-2**	**1**	**7**	**7.0**	**7**	**0**	**0**	**0**	**0.0**	**0**	**0**	**15-2**	

+ - Overtime

2025 GAME-BY-GAME REGULAR-SEASON STATISTICS (CHIEFS)

			RECEIVING					RUSHING						
DATE	OPPONENT	P/S	NO.	YDS.	AVG.	LG	TD	NO.	YDS.	AVG.	LG	TD	W/L	SCORE
09/05	at Chargers						INACTIVE						L	21-27
09/14	Eagles						INACTIVE						L	17-20
09/21	at Giants						INACTIVE						W	22-9
09/28	Ravens						INACTIVE						W	37-20
10/06	at Jaguars						INACTIVE						L	28-31
10/12	Lions						INACTIVE						W	30-17
10/19	Raiders						INACTIVE						W	31-0
10/27	Commanders						INACTIVE						W	28-7
11/02	at Bills						INACTIVE						L	21-28
11/16	at Broncos						INACTIVE						L	19-22
11/23	Colts						INACTIVE						W	23-20+
11/27	at Cowboys	P	1	4	4.0	4	0	0	0	0.0	0	0	L	28-31
12/07	Texans	P	0	0	0.0	0	0	0	0	0.0	0	0	L	10-20
2025 TOTALS		**2-0**	**1**	**4**	**4.0**	**4**	**0**	**0**	**0**	**0.0**	**0**	**0**	**6-7**	

+ - Overtime

2024 GAME-BY-GAME POSTSEASON STATISTICS (CHIEFS)

			RECEIVING					RUSHING						
DATE	OPPONENT	P/S	NO.	YDS.	AVG.	LG	TD	NO.	YDS.	AVG.	LG	TD	W/L	SCORE
01/18	Texans						RESERVE/INJURED						W	23-14
01/26	Bills						RESERVE/INJURED						W	32-29
02/09	at Eagles						RESERVE/INJURED						L	22-40
2024 TOTALS		**0-0**	**0**	**0**	**0.0**	**0**	**0**	**0**	**0**	**0.0**	**0**	**0**	**2-1**	

JARED WILEY'S COLLEGE RUSHING/RECEIVING STATISTICS

				RUSHING					RECEIVING				
DATE	TEAM	GP	GS	NO.	YDS.	AVG.	LG	TD	NO.	YDS.	AVG.	LG	TD
2019	Texas	12	2	0	0	0.0	0	0	1	15	15.0	15	0
2020	Texas	9	2	0	0	0.0	0	0	9	166	18.4	52	1
2021	Texas	11	8	0	0	0.0	0	0	9	67	7.4	20	2
2022	TCU	15	4	0	0	0.0	0	0	24	245	10.2	30	4
2023	TCU	12	12	0	0	0.0	0	0	47	520	11.1	81	8
TOTALS		**59**	**28**	**0**	**0**	**0.0**	**0**	**0**	**90**	**1,013**	**11.3**	**81**	**15**

COLLEGE 2019 GAME-BY-GAME STATISTICS (TEXAS)

			RUSHING					RECEIVING						
DATE	OPPONENT	P/S	NO.	YDS.	AVG.	LG	TD	NO.	YDS.	AVG.	LG	TD	W/L	SCORE
08/31	Louisiana Tech	P	0	0	0.0	0	0	0	0	0.0	0	0	W	45-14
09/07	LSU	P	0	0	0.0	0	0	0	0	0.0	0	0	L	38-45
09/14	at Rice	P	0	0	0.0	0	0	0	0	0.0	0	0	W	48-13
10/05	at West Virginia	P	0	0	0.0	0	0	0	0	0.0	0	0	W	42-31
10/12	Oklahoma	P	0	0	0.0	0	0	0	0	0.0	0	0	L	27-34
10/19	Kansas	P	0	0	0.0	0	0	0	0	0.0	0	0	W	50-48
10/26	at TCU	P	0	0	0.0	0	0	0	0	0.0	0	0	L	27-37
11/09	Kansas St.	P	0	0	0.0	0	0	0	0	0.0	0	0	W	27-24
11/16	at Iowa St.	P	0	0	0.0	0	0	0	0	0.0	0	0	L	21-23
11/23	at Baylor	S	0	0	0.0	0	0	0	0	0.0	0	0	L	10-24
11/29	Texas Tech	S	0	0	0.0	0	0	1	15	15.0	15	0	W	49-24
12/31	Utah	P	0	0	0.0	0	0	0	0	0.0	0	0	W	38-10
2019 TOTALS		**12-2**	**0**	**0**	**0.0**	**0**	**0**	**1**	**15**	**15.0**	**15**	**0**	**7-5**	

COLLEGE 2020 GAME-BY-GAME STATISTICS (TEXAS)

			RUSHING					RECEIVING						
DATE	OPPONENT	P/S	NO.	YDS.	AVG.	LG	TD	NO.	YDS.	AVG.	LG	TD	W/L	SCORE
09/12	UTEP	P	0	0	0.0	0	0	0	0	0.0	0	0	W	59-3
09/26	at Texas Tech	S	0	0	0.0	0	0	0	0	0.0	0	0	W	63-56
10/03	TCU	P	0	0	0.0	0	0	2	63	31.5	52	0	L	31-33
10/10	at Oklahoma	P	0	0	0.0	0	0	2	14	7.0	8	0	L	45-53
10/24	Baylor	S	0	0	0.0	0	0	2	70	35.0	47	0	W	27-16
10/31	at Oklahoma St.	P	0	0	0.0	0	0	1	5	5.0	5	0	W	41-34
11/07	West Virginia	P	0	0	0.0	0	0	0	0	0.0	0	0	W	17-13
11/27	Iowa St.	P	0	0	0.0	0	0	1	7	7.0	7	1	L	20-23
12/05	at Kansas St.	P	0	0	0.0	0	0	1	7	7.0	7	0	W	69-31
2020 TOTALS		**9-2**	**0**	**0**	**0.0**	**0**	**0**	**9**	**166**	**18.4**	**52**	**1**	**6-3**	

COLLEGE 2021 GAME-BY-GAME STATISTICS (TEXAS)

			RUSHING					RECEIVING						
DATE	OPPONENT	P/S	NO.	YDS.	AVG.	LG	TD	NO.	YDS.	AVG.	LG	TD	W/L	SCORE
09/04	Louisiana	P	0	0	0.0	0	0	0	0	0.0	0	0	W	38-18
09/11	at Arkansas		DID NOT PLAY										L	21-40
09/18	Rice	S	0	0	0.0	0	0	3	26	8.7	20	1	W	58-0
09/25	Texas Tech	S	0	0	0.0	0	0	0	0	0.0	0	0	W	70-35
10/02	at TCU	P	0	0	0.0	0	0	0	0	0.0	0	0	W	32-27
10/09	Oklahoma	S	0	0	0.0	0	0	1	2	2.0	2	1	L	48-55
10/16	Oklahoma St.	S	0	0	0.0	0	0	0	0	0.0	0	0	L	24-32
10/30	at Baylor	P	0	0	0.0	0	0	2	13	6.5	10	0	L	24-31
11/06	at Iowa St.	S	0	0	0.0	0	0	0	0	0.0	0	0	L	7-30
11/13	Kansas	S	0	0	0.0	0	0	1	2	2.0	2	0	L	56-57
11/20	at West Virginia	S	0	0	0.0	0	0	0	0	0.0	0	0	L	23-31
11/26	Kansas St.	S	0	0	0.0	0	0	2	24	12.0	19	0	W	22-17
2021 TOTALS		**11-8**	**0**	**0**	**0.0**	**0**	**0**	**9**	**67**	**7.4**	**20**	**2**	**5-7**	

COLLEGE 2022 GAME-BY-GAME STATISTICS (TCU)

			RUSHING					RECEIVING						
DATE	OPPONENT	P/S	NO.	YDS.	AVG.	LG	TD	NO.	YDS.	AVG.	LG	TD	W/L	SCORE
09/02	at Colorado	P	0	0	0.0	0	0	2	13	6.5	13	0	W	38-13
09/10	Tarleton St.	P	0	0	0.0	0	0	1	6	6.0	6	1	W	59-17
09/24	at SMU	P	0	0	0.0	0	0	2	20	10.0	12	1	W	42-34
10/01	Oklahoma	P	0	0	0.0	0	0	0	0	0.0	0	0	W	55-24
10/08	at Kansas	S	0	0	0.0	0	0	0	0	0.0	0	0	W	38-31
10/15	Oklahoma St.	P	0	0	0.0	0	0	2	23	11.5	13	1	W	43-40
10/22	Kansas St.	P	0	0	0.0	0	0	5	74	14.8	30	1	W	38-28
10/29	at West Virginia	P	0	0	0.0	0	0	0	0	0.0	0	0	W	41-31
11/05	Texas Tech	P	0	0	0.0	0	0	0	0	0.0	0	0	W	34-24
11/12	at Texas	P	0	0	0.0	0	0	1	10	10.0	10	0	W	17-10
11/19	at Baylor	P	0	0	0.0	0	0	1	15	15.0	15	0	W	29-28
11/26	Iowa St.	S	0	0	0.0	0	0	3	36	12.0	18	0	W	62-14
12/03	Kansas St.	S	0	0	0.0	0	0	4	28	7.0	11	0	L	28-31
12/31	at Michigan	P	0	0	0.0	0	0	1	6	6.0	6	0	W	51-45
01/09	at Georgia	S	0	0	0.0	0	0	2	14	7.0	10	0	L	7-65
2022 TOTALS		**15-4**	**0**	**0**	**0.0**	**0**	**0**	**24**	**245**	**10.2**	**30**	**4**	**13-2**	

COLLEGE 2023 GAME-BY-GAME STATISTICS (TCU)

			RUSHING					RECEIVING						
DATE	OPPONENT	P/S	NO.	YDS.	AVG.	LG	TD	NO.	YDS.	AVG.	LG	TD	W/L	SCORE
09/02	Colorado	S	0	0	0.0	0	0	5	60	12.0	21	1	L	42-45
09/09	Nicholls	S	0	0	0.0	0	0	2	9	4.5	6	0	W	41-6
09/16	at Houston	S	0	0	0.0	0	0	2	14	7.0	10	0	W	36-13
09/23	SMU	S	0	0	0.0	0	0	5	37	7.4	17	2	W	34-17
09/30	West Virginia	S	0	0	0.0	0	0	1	9	9.0	9	0	L	21-24
10/07	at Iowa St.	S	0	0	0.0	0	0	2	18	9.0	14	0	L	14-27
10/14	BYU	S	0	0	0.0	0	0	4	20	5.0	7	1	W	44-11
10/21	at Kansas St.	S	0	0	0.0	0	0	1	7	7.0	7	0	L	3-41
11/02	at Texas Tech	S	0	0	0.0	0	0	4	64	16.0	35	0	L	28-35
11/11	Texas	S	0	0	0.0	0	0	6	65	10.8	46	0	L	26-29
11/18	Baylor	S	0	0	0.0	0	0	7	178	25.4	81	2	W	42-17
11/24	at Oklahoma	S	0	0	0.0	0	0	8	39	4.9	10	2	L	45-69
2023 TOTALS		**12-12**	**0**	**0**	**0.0**	**0**	**0**	**47**	**520**	**11.1**	**81**	**8**	**5-7**	

JOSHUA WILLIAMS

22 23

CORNERBACK #2

FAYETTEVILLE STATE

4TH YEAR IN THE NFL

4TH YEAR WITH THE CHIEFS

HEIGHT: 6'3"
WEIGHT: 193 LBS
HOW ACQUIRED: D4-22
BIRTHDAY: 10/17/99

- Williams enters his fourth season with the Chiefs in 2025.
- Originally entered the NFL as a fourth-round draft pick (135th overall) by the Kansas City Chiefs in the 2022 NFL Draft.

Transactions:

Originally entered the NFL as a fourth-round draft pick (135th overall) by the Kansas City Chiefs in the 2022 NFL Draft.

COLLEGE

Three-year letterwinner at Fayetteville State ... Team did not play the 2020 season due to Covid-19 ... In three seasons, played 28 games, logging 79 tackles (55 solo), including four (-24.0) tackles for loss, five interceptions with one returned for a touchdown and 22 passes defensed ... Had one punt return TD ... Earned first-team All-Central Intercollegiate Athletic Association honors his senior season.

PERSONAL

- Attended Jack Britt High School and spent one season at Palmetto Prep.
- A native of Fayetteville, N.C.

JOSHUA WILLIAMS' NFL REGULAR SEASON DEFENSIVE STATISTICS

				TACKLES								INTERCEPTIONS					O. FUMB				ST					MISC	
DATE	TEAM	GP	GS	TK	S	A	TFL	YDS	SK	YDS	QBH	NO	YDS	LG	TD	PD	FF	FR	TD	YDS	TK	S	A	FF	FR	S	A
2022	Chiefs	17	4	39	28	11	1	2	0.0	0.0	0	1	7	7	0	7	0	0	0	0	1	1	0	0	0	0	0
2023	Chiefs	16	2	17	13	4	1	3	0.0	0.0	0	0	0	0	0	5	0	0	0	0	1	1	0	0	0	0	0
2024	Chiefs	17	6	30	17	13	2	13	1.0	12.0	1	0	0	0	0	6	0	0	0	0	3	2	1	0	0	0	0
2025	Chiefs	11	0	0	0	0	0	0	0.0	0.0	0	0	0	0	0	0	0	0	0	0	3	2	1	0	0	0	0
NFL TOTALS		**61**	**12**	**86**	**58**	**28**	**4**	**18**	**1.0**	**12.0**	**1**	**1**	**7**	**7**	**0**	**18**	**0**	**0**	**0**	**0**	**8**	**6**	**2**	**0**	**0**	**0**	**0**

JOSHUA WILLIAMS' NFL POSTSEASON DEFENSIVE STATISTICS

				TACKLES								INTERCEPTIONS					O. FUMB				ST					MISC	
DATE	TEAM	GP	GS	TK	S	A	TFL	YDS	SK	YDS	QBH	NO	YDS	LG	TD	PD	FF	FR	TD	YDS	TK	S	A	FF	FR	S	A
2022	Chiefs	3	0	8	6	2	0	0	0.0	0.0	0	1	-4	0	0	1	0	0	0	0	1	1	0	0	0	0	0
2023	Chiefs	4	0	6	3	3	0	0	0.0	0.0	0	0	0	0	0	0	0	0	0	0	2	2	0	0	0	0	0
2024	Chiefs	3	0	0	0	0	0	0	0.0	0.0	0	0	0	0	0	0	0	0	0	0	2	2	0	0	0	0	0
NFL TOTALS		**10**	**0**	**14**	**9**	**5**	**0**	**0**	**0.0**	**0.0**	**0**	**1**	**-4**	**0**	**0**	**1**	**0**	**0**	**0**	**0**	**5**	**5**	**0**	**0**	**0**	**0**	**0**

SINGLE-GAME HIGHS: DEFENSIVE

Total Tackles
9 vs. Buffalo, Oct 16, 2022
7 at Cincinnati, Dec 04, 2022
6 at L.A. Chargers, Nov 20, 2022
5 vs. Houston, Dec 21, 2024
5 at Cleveland, Dec 15, 2024
...1 more at 5.

Solo Tackles
6 at Cincinnati, Dec 04, 2022
6 vs. Buffalo, Oct 16, 2022
4 at L.A. Chargers, Nov 20, 2022
4 vs. Jacksonville, Nov 13, 2022
3 vs. Houston, Dec 21, 2024
...3 more at 3.

Sacks
1.0 vs. Houston, Dec 21, 2024

Passes Defensed
3 at L.A. Chargers, Jan 07, 2024
3 at San Francisco, Oct 23, 2022
2 at Pittsburgh, Dec 25, 2024
1 at Denver, Jan 05, 2025
1 vs. Houston, Dec 21, 2024
...8 more at 1.

Tackles For Loss
1 vs. Houston, Dec 21, 2024
1 vs. Las Vegas, Nov 29, 2024
1 at N.Y. Jets, Oct 01, 2023
...1 more at 1.

Interceptions
1 at San Francisco, Oct 23, 2022

Special Teams Tackles
1 at Jacksonville, Oct 06, 2025
1 at N.Y. Giants, Sep 21, 2025
1 at Buffalo, Nov 17, 2024
...4 more at 1.

SINGLE-GAME HIGHS – POSTSEASON: DEFENSIVE

Total Tackles
4 at Philadelphia, Feb 12, 2023
4 vs. Cincinnati, Jan 29, 2023
3 at Buffalo, Jan 21, 2024
2 at Baltimore, Jan 28, 2024

Solo Tackles
3 at Philadelphia, Feb 12, 2023
3 vs. Cincinnati, Jan 29, 2023
2 at Baltimore, Jan 28, 2024
1 at Buffalo, Jan 21, 2024

Passes Defensed
1 vs. Cincinnati, Jan 29, 2023

Interceptions
1 vs. Cincinnati, Jan 29, 2023

Special Teams Tackles
1 at Philadelphia, Feb 09, 2025
1 vs. Buffalo, Jan 26, 2025
1 vs. San Francisco, Feb 11, 2024
...2 more at 1.

2022 GAME-BY-GAME REGULAR-SEASON STATISTICS (CHIEFS)

			TACKLES								INTERCEPTIONS					O. FUMB				ST					MISC			
DATE	OPPONENT	P/S	TK	S	A	SK	YDS	TFL	YDS	QBH	NO	YDS	LG	TD	PD	FF	FR	TD	YDS	TK	S	A	FF	FR	S	A	W/L	SCORE
09/11	at Cardinals	P	1	1	0	0.0	0.0	0	0	0	0	0	0	0	0	0	0	0	0	0	0	0	0	0	0	0	W	44-21
09/15	Chargers	P	0	0	0	0.0	0.0	0	0	0	0	0	0	0	0	0	0	0	0	0	0	0	0	0	0	0	W	27-24
09/25	at Colts	P	0	0	0	0.0	0.0	0	0	0	0	0	0	0	0	0	0	0	0	0	0	0	0	0	0	0	L	17-20
10/02	at Buccaneers	P	0	0	0	0.0	0.0	0	0	0	0	0	0	0	0	0	0	0	0	0	0	0	0	0	0	0	W	41-31
10/10	Raiders	P	0	0	0	0.0	0.0	0	0	0	0	0	0	0	0	0	0	0	0	0	0	0	0	0	0	0	W	30-29
10/16	Bills	P	9	6	3	0.0	0.0	0	0	0	0	0	0	0	1	0	0	0	0	0	0	0	0	0	0	0	L	20-24
10/23	at 49ers	P	1	1	0	0.0	0.0	0	0	0	1	7	7	0	3	0	0	0	0	0	0	0	0	0	0	0	W	44-23
11/06	Titans	P	2	2	0	0.0	0.0	1	2	0	0	0	0	0	0	0	0	0	0	0	0	0	0	0	0	0	W	20-17+
11/13	Jaguars	S	4	4	0	0.0	0.0	0	0	0	0	0	0	0	0	0	0	0	0	0	0	0	0	0	0	0	W	27-17
11/20	at Chargers	P	6	4	2	0.0	0.0	0	0	0	0	0	0	0	0	0	0	0	0	1	1	0	0	0	0	0	W	30-27
11/27	Rams	S	2	1	1	0.0	0.0	0	0	0	0	0	0	0	1	0	0	0	0	0	0	0	0	0	0	0	W	26-10
12/04	at Bengals	S	7	6	1	0.0	0.0	0	0	0	0	0	0	0	0	0	0	0	0	0	0	0	0	0	0	0	L	24-27
12/11	at Broncos	P	4	1	3	0.0	0.0	0	0	0	0	0	0	0	0	0	0	0	0	0	0	0	0	0	0	0	W	34-28
12/18	at Texans	S	1	1	0	0.0	0.0	0	0	0	0	0	0	0	1	0	0	0	0	0	0	0	0	0	0	0	W	30-24+
12/24	Seahawks	P	2	1	1	0.0	0.0	0	0	0	0	0	0	0	1	0	0	0	0	0	0	0	0	0	0	0	W	24-10
01/01	Broncos	P	0	0	0	0.0	0.0	0	0	0	0	0	0	0	0	0	0	0	0	0	0	0	0	0	0	0	W	27-24
01/07	at Raiders	P	0	0	0	0.0	0.0	0	0	0	0	0	0	0	0	0	0	0	0	0	0	0	0	0	0	0	W	31-13
2022 TOTALS		**17-4**	**39**	**28**	**11**	**0.0**	**0.0**	**1**	**2**	**0**	**1**	**7**	**7**	**0**	**7**	**0**	**0**	**0**	**0**	**1**	**1**	**0**	**0**	**0**	**0**	**0**	**14-3**	

+ - Overtime

2023 GAME-BY-GAME REGULAR-SEASON STATISTICS (CHIEFS)

			TACKLES								INTERCEPTIONS					O. FUMB				ST					MISC			
DATE	OPPONENT	P/S	TK	S	A	SK	YDS	TFL	YDS	QBH	NO	YDS	LG	TD	PD	FF	FR	TD	YDS	TK	S	A	FF	FR	S	A	W/L	SCORE
09/07	Lions	P	2	2	0	0.0	0.0	0	0	0	0	0	0	0	0	0	0	0	0	0	0	0	0	0	0	0	L	20-21
09/17	at Jaguars	S	1	1	0	0.0	0.0	0	0	0	0	0	0	0	0	0	0	0	0	0	0	0	0	0	0	0	W	17-9
09/24	Bears	P	2	2	0	0.0	0.0	0	0	0	0	0	0	0	1	0	0	0	0	0	0	0	0	0	0	0	W	41-10
10/01	at Jets	P	2	2	0	0.0	0.0	1	3	0	0	0	0	0	0	0	0	0	0	0	0	0	0	0	0	0	W	23-20
10/08	at Vikings	P	4	2	2	0.0	0.0	0	0	0	0	0	0	0	0	0	0	0	0	0	0	0	0	0	0	0	W	27-20
10/12	Broncos	P	2	1	1	0.0	0.0	0	0	0	0	0	0	0	0	0	0	0	0	0	0	0	0	0	0	0	W	19-8
10/22	Chargers	P	0	0	0	0.0	0.0	0	0	0	0	0	0	0	0	0	0	0	0	0	0	0	0	0	0	0	W	31-17
10/29	at Broncos	P	0	0	0	0.0	0.0	0	0	0	0	0	0	0	0	0	0	0	0	0	0	0	0	0	0	0	L	9-24
11/05	Dolphins	P	0	0	0	0.0	0.0	0	0	0	0	0	0	0	0	0	0	0	0	0	0	0	0	0	0	0	W	21-14
11/20	Eagles	P	0	0	0	0.0	0.0	0	0	0	0	0	0	0	0	0	0	0	0	0	0	0	0	0	0	0	L	17-21
11/26	at Raiders	P	1	1	0	0.0	0.0	0	0	0	0	0	0	0	0	0	0	0	0	0	0	0	0	0	0	0	W	31-17
12/03	at Packers	P	0	0	0	0.0	0.0	0	0	0	0	0	0	0	0	0	0	0	0	0	0	0	0	0	0	0	L	19-27
12/10	Bills	P	0	0	0	0.0	0.0	0	0	0	0	0	0	0	0	0	0	0	0	0	0	0	0	0	0	0	L	17-20
12/17	at Patriots											INACTIVE															W	27-17
12/25	Raiders	P	0	0	0	0.0	0.0	0	0	0	0	0	0	0	0	0	0	0	0	0	0	0	0	0	0	0	L	14-20
12/31	Bengals	P	1	0	1	0.0	0.0	0	0	0	0	0	0	0	1	0	0	0	0	1	1	0	0	0	0	0	W	25-17
01/07	at Chargers	S	2	2	0	0.0	0.0	0	0	0	0	0	0	0	3	0	0	0	0	0	0	0	0	0	0	0	W	13-12
2023 TOTALS		**16-2**	**17**	**13**	**4**	**0.0**	**0.0**	**1**	**3**	**0**	**0**	**0**	**0**	**0**	**5**	**0**	**0**	**0**	**0**	**1**	**1**	**0**	**0**	**0**	**0**	**0**	**11-6**	

2024 GAME-BY-GAME REGULAR-SEASON STATISTICS (CHIEFS)

			TACKLES								INTERCEPTIONS					O. FUMB				ST					MISC			
DATE	OPPONENT	P/S	TK	S	A	SK	YDS	TFL	YDS	QBH	NO	YDS	LG	TD	PD	FF	FR	TD	YDS	TK	S	A	FF	FR	S	A	W/L	SCORE
09/05	Ravens	P	1	1	0	0.0	0.0	0	0	0	0	0	0	0	0	0	0	0	0	0	0	0	0	0	0	0	W	27-20
09/15	Bengals	P	0	0	0	0.0	0.0	0	0	0	0	0	0	0	0	0	0	0	0	1	1	0	0	0	0	0	W	26-25
09/22	at Falcons	P	0	0	0	0.0	0.0	0	0	0	0	0	0	0	0	0	0	0	0	0	0	0	0	0	0	0	W	22-17
09/29	at Chargers	P	0	0	0	0.0	0.0	0	0	0	0	0	0	0	0	0	0	0	0	0	0	0	0	0	0	0	W	17-10
10/07	Saints	P	0	0	0	0.0	0.0	0	0	0	0	0	0	0	0	0	0	0	0	0	0	0	0	0	0	0	W	26-13
10/20	at 49ers	P	0	0	0	0.0	0.0	0	0	0	0	0	0	0	0	0	0	0	0	0	0	0	0	0	0	0	W	28-18
10/27	at Raiders	P	1	0	1	0.0	0.0	0	0	0	0	0	0	0	0	0	0	0	0	1	1	0	0	0	0	0	W	27-20
11/04	Buccaneers	S	4	3	1	0.0	0.0	0	0	0	0	0	0	0	0	0	0	0	0	0	0	0	0	0	0	0	W	30-24+
11/10	Broncos	P	0	0	0	0.0	0.0	0	0	0	0	0	0	0	0	0	0	0	0	0	0	0	0	0	0	0	W	16-14
11/17	at Bills	P	0	0	0	0.0	0.0	0	0	0	0	0	0	0	0	0	0	0	0	1	0	1	0	0	0	0	L	21-30
11/24	at Panthers	P	0	0	0	0.0	0.0	0	0	0	0	0	0	0	0	0	0	0	0	0	0	0	0	0	0	0	W	30-27
11/29	Raiders	P	4	2	2	0.0	0.0	1	1	0	0	0	0	0	1	0	0	0	0	0	0	0	0	0	0	0	W	19-17
12/08	Chargers	S	5	3	2	0.0	0.0	0	0	0	0	0	0	0	0	0	0	0	0	0	0	0	0	0	0	0	W	19-17
12/15	at Browns	S	5	3	2	0.0	0.0	0	0	0	0	0	0	0	1	0	0	0	0	0	0	0	0	0	0	0	W	21-7
12/21	Texans	S	5	3	2	1.0	12.0	1	12	1	0	0	0	0	1	0	0	0	0	0	0	0	0	0	0	0	W	27-19
12/25	at Steelers	S	2	1	1	0.0	0.0	0	0	0	0	0	0	0	2	0	0	0	0	0	0	0	0	0	0	0	W	29-10
01/05	at Broncos	S	3	1	2	0.0	0.0	0	0	0	0	0	0	0	1	0	0	0	0	0	0	0	0	0	0	0	L	0-38
2024 TOTALS		**17-6**	**30**	**17**	**13**	**1.0**	**12.0**	**2**	**13**	**1**	**0**	**0**	**0**	**0**	**6**	**0**	**0**	**0**	**0**	**3**	**2**	**1**	**0**	**0**	**0**	**0**	**15-2**	

+ - Overtime

2025 GAME-BY-GAME REGULAR-SEASON STATISTICS (CHIEFS)

			TACKLES								INTERCEPTIONS					O. FUMB				ST					MISC			
DATE	OPPONENT	P/S	TK	S	A	SK	YDS	TFL	YDS	QBH	NO	YDS	LG	TD	PD	FF	FR	TD	YDS	TK	S	A	FF	FR	S	A	W/L	SCORE
09/05	at Chargers	P	0	0	0	0.0	0.0	0	0	0	0	0	0	0	0	0	0	0	0	0	0	0	0	0	0	0	L	21-27
09/14	Eagles	P	0	0	0	0.0	0.0	0	0	0	0	0	0	0	0	0	0	0	0	0	0	0	0	0	0	0	L	17-20
09/21	at Giants	P	0	0	0	0.0	0.0	0	0	0	0	0	0	0	0	0	0	0	0	1	1	0	0	0	0	0	W	22-9
09/28	Ravens	P	0	0	0	0.0	0.0	0	0	0	0	0	0	0	0	0	0	0	0	0	0	0	0	0	0	0	W	37-20
10/06	at Jaguars	P	0	0	0	0.0	0.0	0	0	0	0	0	0	0	0	0	0	0	0	1	0	1	0	0	0	0	L	28-31
10/12	Lions	P	0	0	0	0.0	0.0	0	0	0	0	0	0	0	0	0	0	0	0	0	0	0	0	0	0	0	W	30-17
10/19	Raiders	P	0	0	0	0.0	0.0	0	0	0	0	0	0	0	0	0	0	0	0	0	0	0	0	0	0	0	W	31-0
10/27	Commanders	P	0	0	0	0.0	0.0	0	0	0	0	0	0	0	0	0	0	0	0	1	1	0	0	0	0	0	W	28-7
11/02	at Bills	P	0	0	0	0.0	0.0	0	0	0	0	0	0	0	0	0	0	0	0	0	0	0	0	0	0	0	L	21-28
11/16	at Broncos											INACTIVE															L	19-22
11/23	Colts											INACTIVE															W	23-20+
11/27	at Cowboys	P	0	0	0	0.0	0.0	0	0	0	0	0	0	0	0	0	0	0	0	0	0	0	0	0	0	0	L	28-31
12/07	Texans	P	0	0	0	0.0	0.0	0	0	0	0	0	0	0	0	0	0	0	0	0	0	0	0	0	0	0	L	10-20
2025 TOTALS		**11-0**	**0**	**0**	**0**	**0.0**	**0.0**	**0**	**0**	**0**	**0**	**0**	**0**	**0**	**0**	**0**	**0**	**0**	**0**	**3**	**2**	**1**	**0**	**0**	**0**	**0**	**6-7**	

+ - Overtime

2022 GAME-BY-GAME POSTSEASON STATISTICS (CHIEFS)

			TACKLES								INTERCEPTIONS					O. FUMB				ST					MISC			
DATE	OPPONENT	P/S	TK	S	A	SK	YDS	TFL	YDS	QBH	NO	YDS	LG	TD	PD	FF	FR	TD	YDS	TK	S	A	FF	FR	S	A	W/L	SCORE
01/21	Jaguars	P	0	0	0	0.0	0.0	0	0	0	0	0	0	0	0	0	0	0	0	0	0	0	0	0	0	0	W	27-20
01/29	Bengals	P	4	3	1	0.0	0.0	0	0	0	1	-4	-4	0	1	0	0	0	0	1	1	0	0	0	0	0	W	23-20
02/12	at Eagles	P	4	3	1	0.0	0.0	0	0	0	0	0	0	0	0	0	0	0	0	0	0	0	0	0	0	0	W	38-35
2022 TOTALS		**3-0**	**8**	**6**	**2**	**0.0**	**0.0**	**0**	**0**	**0**	**1**	**-4**	**-4**	**0**	**1**	**0**	**0**	**0**	**0**	**1**	**1**	**0**	**0**	**0**	**0**	**0**	**3-0**	

2023 GAME-BY-GAME POSTSEASON STATISTICS (CHIEFS)

			TACKLES								INTERCEPTIONS					O. FUMB				ST					MISC			
DATE	OPPONENT	P/S	TK	S	A	SK	YDS	TFL	YDS	QBH	NO	YDS	LG	TD	PD	FF	FR	TD	YDS	TK	S	A	FF	FR	S	A	W/L	SCORE
01/13	Dolphins	P	0	0	0	0.0	0.0	0	0	0	0	0	0	0	0	0	0	0	0	0	0	0	0	0	0	0	W	26-7
01/21	at Bills	P	3	1	2	0.0	0.0	0	0	0	0	0	0	0	0	0	0	0	0	0	0	0	0	0	0	0	W	27-24
01/28	at Ravens	P	2	2	0	0.0	0.0	0	0	0	0	0	0	0	0	0	0	0	0	1	1	0	0	0	0	0	W	17-10
02/11	49ers	P	1	0	1	0.0	0.0	0	0	0	0	0	0	0	0	0	0	0	0	1	1	0	0	0	0	0	W	25-22+
2023 TOTALS		**4-0**	**6**	**3**	**3**	**0.0**	**0.0**	**0**	**0**	**0**	**0**	**0**	**0**	**0**	**0**	**0**	**0**	**0**	**0**	**2**	**2**	**0**	**0**	**0**	**0**	**0**	**4-0**	

+ - Overtime

2024 GAME-BY-GAME POSTSEASON STATISTICS (CHIEFS)

			TACKLES								INTERCEPTIONS					O. FUMB				ST					MISC			
DATE	OPPONENT	P/S	TK	S	A	SK	YDS	TFL	YDS	QBH	NO	YDS	LG	TD	PD	FF	FR	TD	YDS	TK	S	A	FF	FR	S	A	W/L	SCORE
01/18	Texans	P	0	0	0	0.0	0.0	0	0	0	0	0	0	0	0	0	0	0	0	0	0	0	0	0	0	0	W	23-14
01/26	Bills	P	0	0	0	0.0	0.0	0	0	0	0	0	0	0	0	0	0	0	0	1	1	0	0	0	0	0	W	32-29
02/09	at Eagles	P	0	0	0	0.0	0.0	0	0	0	0	0	0	0	0	0	0	0	0	1	1	0	0	0	0	0	L	22-40
2024 TOTALS		**3-0**	**0**	**0**	**0**	**0.0**	**0.0**	**0**	**0**	**0**	**0**	**0**	**0**	**0**	**0**	**0**	**0**	**0**	**0**	**2**	**2**	**0**	**0**	**0**	**0**	**0**	**2-1**	

NOHL WILLIAMS

DEFENSIVE BACK #20

CALIFORNIA

ROOKIE

HEIGHT:	6'1"
WEIGHT:	200 LBS
HOW ACQUIRED:	D3-25
BIRTHDAY:	9/23/02

- Williams enters his first season with the Chiefs in 2025.
- Originally entered the NFL as a third-round pick (85th overall) by the Kansas City Chiefs in the 2025 NFL Draft.

Transactions: Originally entered the NFL as a third-round pick (85th overall) by the Kansas City Chiefs in the 2025 NFL Draft.

COLLEGE

Spent two seasons at Cal (2023-24) ... Registered 52 tackles (33 solo), seven interceptions, nine passes defensed, one tackle for loss and one forced fumble in 2024 ... His seven interceptions led the country ... Consensus All-American ... Chuck Bednarik Semifinalist ... Jim Thorpe Award Semifinalist ... Started all 13 games in 2023 ... Recorded 52 tackles, three tackles for loss, two interceptions, three passes defensed, two fumble recoveries and four defensive touchdowns ... Spent three seasons at UNLV (2020-22) ... A three-year starter who played in 26 games (24 starts) and recorded 98 tackles, one tackle for loss, five interceptions, 10 passes defensed, one forced fumble and two fumble recoveries ... Also contributed on special teams returning 14 kicks for 294 yards and 11 punts for 74 yards ... Earned honorable mention All-Mountain West Conference honors ... Was a second-team All-MWC pick of Mountain Wire.

PERSONAL

- A two-way player on offense and defense.
- Helped Pacifica High School (Calif.) to its first ever state and Southern Section titles on the way to a 15-1 overall record.
- Three star prospect according to 247Sports, ESPN and On3 Consenus.

NOHL WILLIAMS' NFL REGULAR SEASON DEFENSIVE STATISTICS

				TACKLES								INTERCEPTIONS					O. FUMB				ST					MISC	
DATE	TEAM	GP	GS	TK	S	A	TFL	YDS	SK	YDS	QBH	NO	YDS	LG	TD	PD	FF	FR	TD	YDS	TK	S	A	FF	FR	S	A
2025	Chiefs	13	1	18	7	11	0	0	0.0	0.0	0	0	0	0	0	5	0	0	0	0	10	7	3	0	0	0	0
NFL TOTALS		**13**	**1**	**18**	**7**	**11**	**0**	**0**	**0.0**	**0.0**	**0**	**0**	**0**	**0**	**0**	**5**	**0**	**0**	**0**	**0**	**10**	**7**	**3**	**0**	**0**	**0**	**0**

SINGLE-GAME HIGHS: DEFENSIVE

Total Tackles
6 at Buffalo, Nov 02, 2025
3 vs. Houston, Dec 07, 2025
2 vs. Las Vegas, Oct 19, 2025
2 vs. Detroit, Oct 12, 2025
2 vs. Baltimore, Sep 28, 2025
...1 more at 2.

Solo Tackles
2 vs. Houston, Dec 07, 2025
2 at Buffalo, Nov 02, 2025
1 vs. Detroit, Oct 12, 2025
1 vs. Baltimore, Sep 28, 2025
...1 more at 1.

Passes Defensed
2 vs. Houston, Dec 07, 2025
2 vs. Philadelphia, Sep 14, 2025
1 vs. Baltimore, Sep 28, 2025

Special Teams Tackles
2 at Jacksonville, Oct 06, 2025
2 at L.A. Chargers, Sep 05, 2025
1 vs. Indianapolis, Nov 23, 2025
1 at Denver, Nov 16, 2025
...3 more at 1.

2025 GAME-BY-GAME REGULAR-SEASON STATISTICS (CHIEFS)

			TACKLES								INTERCEPTIONS					O. FUMB				ST					MISC			
DATE	OPPONENT	P/S	TK	S	A	SK	YDS	TFL	YDS	QBH	NO	YDS	LG	TD	PD	FF	FR	TD	YDS	TK	S	A	FF	FR	S	A	W/L	SCORE
09/05	at Chargers	P	0	0	0	0.0	0.0	0	0	0	0	0	0	0	0	0	0	0	0	2	1	1	0	0	0	0	L	21-27
09/14	Eagles	P	2	1	1	0.0	0.0	0	0	0	0	0	0	0	2	0	0	0	0	0	0	0	0	0	0	0	L	17-20
09/21	at Giants	P	1	0	1	0.0	0.0	0	0	0	0	0	0	0	0	0	0	0	0	0	0	0	0	0	0	0	W	22-9
09/28	Ravens	P	2	1	1	0.0	0.0	0	0	0	0	0	0	0	1	0	0	0	0	1	1	0	0	0	0	0	W	37-20
10/06	at Jaguars	P	0	0	0	0.0	0.0	0	0	0	0	0	0	0	0	0	0	0	0	2	2	0	0	0	0	0	L	28-31
10/12	Lions	P	2	1	1	0.0	0.0	0	0	0	0	0	0	0	0	0	0	0	0	0	0	0	0	0	0	0	W	30-17
10/19	Raiders	P	2	0	2	0.0	0.0	0	0	0	0	0	0	0	0	0	0	0	0	1	1	0	0	0	0	0	W	31-0
10/27	Commanders	P	0	0	0	0.0	0.0	0	0	0	0	0	0	0	0	0	0	0	0	0	0	0	0	0	0	0	W	28-7
11/02	at Bills	S	6	2	4	0.0	0.0	0	0	0	0	0	0	0	0	0	0	0	0	1	0	1	0	0	0	0	L	21-28
11/16	at Broncos	P	0	0	0	0.0	0.0	0	0	0	0	0	0	0	0	0	0	0	0	1	1	0	0	0	0	0	L	19-22
11/23	Colts	P	0	0	0	0.0	0.0	0	0	0	0	0	0	0	0	0	0	0	0	1	0	1	0	0	0	0	W	23-20+
11/27	at Cowboys	P	0	0	0	0.0	0.0	0	0	0	0	0	0	0	0	0	0	0	0	1	1	0	0	0	0	0	L	28-31
12/07	Texans	P	3	2	1	0.0	0.0	0	0	0	0	0	0	0	2	0	0	0	0	0	0	0	0	0	0	0	L	10-20
2025 TOTALS		**13-1**	**18**	**7**	**11**	**0.0**	**0.0**	**0**	**0**	**0**	**0**	**0**	**0**	**0**	**5**	**0**	**0**	**0**	**0**	**10**	**7**	**3**	**0**	**0**	**0**	**0**	**6-7**	

+ - Overtime

NOHL WILLIAMS' COLLEGE DEFENSIVE STATISTICS

				TACKLES								INTERCEPTIONS					O. FUMB				ST					MISC	
DATE	TEAM	GP	GS	TK	S	A	TFL	YDS	SK	YDS	QBH	NO	YDS	LG	TD	PD	FF	FR	TD	YDS	TK	S	A	FF	FR	S	A
2020	UNLV	5	5	25	14	11	0.0	0.0	0.0	0.0	0	1	0	0	0	1	0	1	0	0	0	0	0	0	0	0	0
2021	UNLV	10	8	33	27	6	0.0	0.0	0.0	0.0	0	1	0	0	0	4	0	0	0	0	0	0	0	0	0	0	0
2022	UNLV	11	11	40	24	16	1.0	3.0	0.0	0.0	0	3	62	54	0	5	1	1	0	0	0	0	0	0	0	0	0
2023	California	13	13	52	37	15	3.0	5.0	0.0	0.0	0	2	0	0	0	3	1	2	4	61	0	0	0	0	0	0	0
2024	California	12	12	52	33	19	1.0	4.0	0.0	0.0	1	7	54	40	1	9	1	0	0	0	0	0	0	0	0	0	0
TOTALS		**51**	**49**	**202**	**135**	**67**	**5.0**	**12.0**	**0.0**	**0.0**	**1**	**14**	**116**	**54**	**1**	**22**	**3**	**4**	**4**	**61**	**0**	**0**	**0**	**0**	**0**	**0**	**0**

COLLEGE 2020 GAME-BY-GAME STATISTICS (UNLV)

			TACKLES								INTERCEPTIONS					O. FUMB				ST					MISC			
DATE	OPPONENT	P/S	TK	S	A	SK	YDS	TFL	YDS	QBH	NO	YDS	LG	TD	PD	FF	FR	TD	YDS	TK	S	A	FF	FR	S	A	W/L	SCORE
10/24	at San Diego St.	S	4	1	3	0.0	0.0	0.0	0.0	0	0	0	0	0	1	0	1	0	0	0	0	0	0	0	0	0	L	6-34
10/31	Nevada	S	2	0	2	0.0	0.0	0.0	0.0	0	0	0	0	0	0	0	0	0	0	0	0	0	0	0	0	0	L	19-37
11/07	Fresno St.	S	8	5	3	0.0	0.0	0.0	0.0	0	0	0	0	0	0	0	0	0	0	0	0	0	0	0	0	0	L	27-40
11/14	at San Jose St.	S	6	4	2	0.0	0.0	0.0	0.0	0	0	0	0	0	0	0	0	0	0	0	0	0	0	0	0	0	L	17-34
12/12	at Hawaii	S	5	4	1	0.0	0.0	0.0	0.0	0	1	0	0	0	0	0	0	0	0	0	0	0	0	0	0	0	L	21-38
2020 TOTALS		**5-5**	**25**	**14**	**11**	**0.0**	**0.0**	**0.0**	**0.0**	**0**	**1**	**0**	**0**	**0**	**1**	**0**	**1**	**0**	**0**	**0**	**0**	**0**	**0**	**0**	**0**	**0-5**	

COLLEGE 2021 GAME-BY-GAME STATISTICS (UNLV)

			TACKLES								INTERCEPTIONS					O. FUMB				ST					MISC			
DATE	OPPONENT	P/S	TK	S	A	SK	YDS	TFL	YDS	QBH	NO	YDS	LG	TD	PD	FF	FR	TD	YDS	TK	S	A	FF	FR	S	A	W/L	SCORE
09/02	Eastern Wash.	S	1	1	0	0.0	0.0	0.0	0.0	0	0	0	0	0	0	0	0	0	0	0	0	0	0	0	0	0	L	33-35
09/11	at Arizona St.	S	7	5	2	0.0	0.0	0.0	0.0	0	1	0	0	0	0	0	0	0	0	0	0	0	0	0	0	0	L	10-37
09/18	Iowa St.	P	3	3	0	0.0	0.0	0.0	0.0	0	0	0	0	0	0	0	0	0	0	0	0	0	0	0	0	0	L	3-48
09/24	at Fresno St.	P	3	3	0	0.0	0.0	0.0	0.0	0	0	0	0	0	0	0	0	0	0	0	0	0	0	0	0	0	L	30-38
10/02	at UTSA	S	9	8	1	0.0	0.0	0.0	0.0	0	0	0	0	0	1	0	0	0	0	0	0	0	0	0	0	0	L	17-24
10/16	Utah St.	S	4	3	1	0.0	0.0	0.0	0.0	0	0	0	0	0	1	0	0	0	0	0	0	0	0	0	0	0	L	24-28
10/21	San Jose St.	S	2	1	1	0.0	0.0	0.0	0.0	0	0	0	0	0	0	0	0	0	0	0	0	0	0	0	0	0	L	20-27
10/29	at Nevada											DID NOT PLAY															L	20-51
11/06	at New Mexico											DID NOT PLAY															W	31-17
11/13	Hawaii	S	1	1	0	0.0	0.0	0.0	0.0	0	0	0	0	0	2	0	0	0	0	0	0	0	0	0	0	0	W	27-13
11/19	San Diego St.	S	3	2	1	0.0	0.0	0.0	0.0	0	0	0	0	0	0	0	0	0	0	0	0	0	0	0	0	0	L	20-28
11/26	at Air Force	S	0	0	0	0.0	0.0	0.0	0.0	0	0	0	0	0	0	0	0	0	0	0	0	0	0	0	0	0	L	14-48
2021 TOTALS		**10-8**	**33**	**27**	**6**	**0.0**	**0.0**	**0.0**	**0.0**	**0**	**1**	**0**	**0**	**0**	**4**	**0**	**0**	**0**	**0**	**0**	**0**	**0**	**0**	**0**	**0**	**2-10**	

COLLEGE 2022 GAME-BY-GAME STATISTICS (UNLV)

			TACKLES								INTERCEPTIONS					O. FUMB				ST					MISC			
DATE	OPPONENT	P/S	TK	S	A	SK	YDS	TFL	YDS	QBH	NO	YDS	LG	TD	PD	FF	FR	TD	YDS	TK	S	A	FF	FR	S	A	W/L	SCORE
08/27	Idaho St.	S	1	1	0	0.0	0.0	0.0	0.0	0	0	0	0	0	0	0	0	0	0	0	0	0	0	0	0	0	W	52-21
09/10	at California	S	6	6	0	0.0	0.0	0.0	0.0	0	0	0	0	0	1	0	0	0	0	0	0	0	0	0	0	0	L	14-20
09/17	North Texas	S	7	3	4	0.0	0.0	0.0	0.0	0	0	0	0	0	0	0	0	0	0	0	0	0	0	0	0	0	W	58-27
09/24	at Utah St.	S	3	2	1	0.0	0.0	0.0	0.0	0	2	62	54	0	0	0	0	0	0	0	0	0	0	0	0	0	W	34-24
09/30	New Mexico	S	4	3	1	0.0	0.0	0.0	0.0	0	0	0	0	0	1	0	0	0	0	0	0	0	0	0	0	0	W	31-20
10/07	at San Jose St.	S	2	2	0	0.0	0.0	0.0	0.0	0	0	0	0	0	1	0	0	0	0	0	0	0	0	0	0	0	L	7-40
10/15	Air Force	S	5	1	4	0.0	0.0	1.0	3.0	0	0	0	0	0	1	1	0	0	0	0	0	0	0	0	0	0	L	7-42
10/22	at Notre Dame	S	3	2	1	0.0	0.0	0.0	0.0	0	1	0	0	0	1	0	1	0	0	0	0	0	0	0	0	0	L	21-44
11/05	at San Diego St.	S	5	2	3	0.0	0.0	0.0	0.0	0	0	0	0	0	0	0	0	0	0	0	0	0	0	0	0	0	L	10-14
11/11	Fresno St.	S	1	0	1	0.0	0.0	0.0	0.0	0	0	0	0	0	0	0	0	0	0	0	0	0	0	0	0	0	L	30-37
11/19	at Hawaii	S	3	2	1	0.0	0.0	0.0	0.0	0	0	0	0	0	0	0	0	0	0	0	0	0	0	0	0	0	L	25-31
11/26	Nevada											DID NOT PLAY															W	27-22
2022 TOTALS		**11-11**	**40**	**24**	**16**	**0.0**	**0.0**	**1.0**	**3.0**	**0**	**3**	**62**	**54**	**0**	**5**	**1**	**1**	**0**	**0**	**0**	**0**	**0**	**0**	**0**	**0**	**0**	**5-7**	

COLLEGE 2023 GAME-BY-GAME STATISTICS (CALIFORNIA)

			TACKLES								INTERCEPTIONS					O. FUMB				ST					MISC			
DATE	OPPONENT	P/S	TK	S	A	SK	YDS	TFL	YDS	QBH	NO	YDS	LG	TD	PD	FF	FR	TD	YDS	TK	S	A	FF	FR	S	A	W/L	SCORE
09/02	at North Texas	S	1	1	0	0.0	0.0	0.0	0.0	0	0	0	0	0	0	0	0	0	0	0	0	0	0	0	0	0	W	58-21
09/09	Auburn	S	2	2	0	0.0	0.0	0.0	0.0	0	1	0	0	0	0	0	0	0	0	0	0	0	0	0	0	0	L	10-14
09/16	Idaho	S	3	3	0	0.0	0.0	0.0	0.0	0	1	0	0	0	0	0	0	0	0	0	0	0	0	0	0	0	W	31-17
09/23	at Washington	S	4	2	2	0.0	0.0	1.0	3.0	0	0	0	0	0	0	0	0	0	0	0	0	0	0	0	0	0	L	32-59
09/30	Arizona St.	S	7	3	4	0.0	0.0	0.5	1.0	0	0	0	0	0	1	0	0	0	0	0	0	0	0	0	0	0	W	24-21
10/07	Oregon St.	S	4	1	3	0.0	0.0	0.5	0.0	0	0	0	0	0	0	0	0	0	0	0	0	0	0	0	0	0	L	40-52
10/14	at Utah	S	7	6	1	0.0	0.0	0.0	0.0	0	0	0	0	0	0	0	0	0	0	0	0	0	0	0	0	0	L	14-34
10/28	Southern California	S	0	0	0	0.0	0.0	0.0	0.0	0	0	0	0	0	1	0	0	0	0	0	0	0	0	0	0	0	L	49-50
11/04	at Oregon	S	5	4	1	0.0	0.0	0.0	0.0	0	0	0	0	0	0	0	1	2	9	0	0	0	0	0	0	0	L	19-63
11/11	Washington St.	S	1	1	0	0.0	0.0	0.0	0.0	0	0	0	0	0	0	0	1	2	52	0	0	0	0	0	0	0	W	42-39
11/18	at Stanford	S	5	4	1	0.0	0.0	0.0	0.0	0	0	0	0	0	1	1	0	0	0	0	0	0	0	0	0	0	W	27-15
11/25	at UCLA	S	7	4	3	0.0	0.0	0.0	0.0	0	0	0	0	0	0	0	0	0	0	0	0	0	0	0	0	0	W	33-7
12/16	at Texas Tech	S	6	6	0	0.0	0.0	1.0	1.0	0	0	0	0	0	0	0	0	0	0	0	0	0	0	0	0	0	L	14-34
2023 TOTALS		**13-13**	**52**	**37**	**15**	**0.0**	**0.0**	**3.0**	**5.0**	**0**	**2**	**0**	**0**	**0**	**3**	**1**	**2**	**4**	**61**	**0**	**0**	**0**	**0**	**0**	**0**	**0**	**6-7**	

COLLEGE 2024 GAME-BY-GAME STATISTICS (CALIFORNIA)

			TACKLES								INTERCEPTIONS					O. FUMB				ST					MISC			
DATE	OPPONENT	P/S	TK	S	A	SK	YDS	TFL	YDS	QBH	NO	YDS	LG	TD	PD	FF	FR	TD	YDS	TK	S	A	FF	FR	S	A	W/L	SCORE
08/31	UC Davis										DID NOT PLAY																W	31-13
09/07	at Auburn	S	2	2	0	0.0	0.0	0.0	0.0	0	2	14	14	0	0	0	0	0	0	0	0	0	0	0	0	0	W	21-14
09/14	San Diego St.	S	3	3	0	0.0	0.0	0.0	0.0	0	1	0	0	0	1	0	0	0	0	0	0	0	0	0	0	0	W	31-10
09/21	at Florida St.	S	3	2	1	0.0	0.0	0.0	0.0	0	0	0	0	0	0	0	0	0	0	0	0	0	0	0	0	0	L	9-14
10/05	Miami (FL)	S	3	2	1	0.0	0.0	0.0	0.0	0	1	40	40	1	0	0	0	0	0	0	0	0	0	0	0	0	L	38-39
10/12	at Pittsburgh	S	4	2	2	0.0	0.0	0.0	0.0	0	1	0	0	0	0	0	0	0	0	0	0	0	0	0	0	0	L	15-17
10/19	NC State	S	6	4	2	0.0	0.0	0.0	0.0	0	0	0	0	0	1	0	0	0	0	0	0	0	0	0	0	0	L	23-24
10/26	Oregon St.	S	3	2	1	0.0	0.0	0.0	0.0	0	0	0	0	0	0	0	0	0	0	0	0	0	0	0	0	0	W	44-7
11/08	at Wake Forest	S	6	4	2	0.0	0.0	0.0	0.0	0	1	0	0	0	1	0	0	0	0	0	0	0	0	0	0	0	W	46-36
11/16	Syracuse	S	5	2	3	0.0	0.0	0.0	0.0	0	0	0	0	0	2	0	0	0	0	0	0	0	0	0	0	0	L	25-33
11/23	Stanford	S	8	5	3	0.0	0.0	0.0	0.0	1	0	0	0	0	2	1	0	0	0	0	0	0	0	0	0	0	W	24-21
11/30	at SMU	S	3	2	1	0.0	0.0	1.0	4.0	0	0	0	0	0	0	0	0	0	0	0	0	0	0	0	0	0	L	6-38
12/18	at UNLV	S	2	1	1	0.0	0.0	0.0	0.0	0	0	0	0	0	0	0	0	0	0	0	0	0	0	0	0	0	L	13-24
2024 TOTALS		**12-12**	**48**	**31**	**17**	**0.0**	**0.0**	**1.0**	**4.0**	**1**	**6**	**54**	**40**	**1**	**7**	**1**	**0**	**0**	**0**	**0**	**0**	**0**	**0**	**0**	**0**	**6-7**	

JAMES WINCHESTER

19 22 23

LONG SNAPPER #41

OKLAHOMA

11TH YEAR IN THE NFL

11TH YEAR WITH THE CHIEFS

HEIGHT:	6'3"
WEIGHT:	240 LBS
HOW ACQUIRED:	FA-15
BIRTHDAY:	8/6/89

- Winchester enters his 11th season with Kansas City in 2025.
- Originially entered the NFL as a free agent with the Philadelphia Eagles in 2013.

Career Highlights:

- One of six players to be on the active roster for all three of the club's Super Bowl victories in the past five years (LIV, LVII and LVIII). He is joined by G Nick Allegretti, K Harrison Butker, DT Chris Jones, TE Travis Kelce and QB Patrick Mahomes.

Postseason Career Highlights:

- Tied with TE Travis Kelce for most postseason appearances in franchise history, playing in 22 games.

Transactions:

Re-signed with Kansas City (3/11/25) ... Re-signed with Kansas City (3/15/24) ... Signed with Kansas City (3/13/15) ... Released by Philadelphia (8/25/13) ... Originally entered the NFL as a free agent with the Philadelphia Eagles in 2013.

COLLEGE

Played in 39 games in three seasons (2009-11) at Oklahoma after he was a junior walk-on in 2010 ... Recovered three fumbles in 2010, which tied for the NCAA lead in that category.

PERSONAL

- Attended Washington High School.
- Father, Mike, was the punter at OU for two seasons (1984-85).
- He is a member of the Choctaw Tribe.
- Majored in human relations at Oklahoma.
- Hometown: Washington, Okla.

JAMES WINCHESTER'S NFL REGULAR SEASON STATISTICS

DATE	TEAM	GP
2015	Chiefs	16
2016	Chiefs	16
2017	Chiefs	16
2018	Chiefs	16
2019	Chiefs	16
2020	Chiefs	16
2021	Chiefs	17
2022	Chiefs	17
2023	Chiefs	17
2024	Chiefs	17
2025	Chiefs	13
NFL TOTALS		**177**

JAMES WINCHESTER'S NFL POSTSEASON STATISTICS

DATE	TEAM	GP
2015	Chiefs	2
2016	Chiefs	1
2017	Chiefs	1
2018	Chiefs	2
2019	Chiefs	3
2020	Chiefs	3
2021	Chiefs	3
2022	Chiefs	3
2023	Chiefs	4
2024	Chiefs	3
NFL TOTALS		**25**

2015 GAME-BY-GAME REGULAR-SEASON STATISTICS (CHIEFS)

DATE	OPPONENT		W/L	SCORE
09/13	at Texans	P	W	27-20
09/17	Broncos	P	L	24-31
09/28	at Packers	P	L	28-38
10/04	at Bengals	P	L	21-36
10/11	Bears	P	L	17-18
10/18	at Vikings	P	L	10-16
10/25	Steelers	P	W	23-13
11/01	Lions	P	W	45-10
11/15	at Broncos	P	W	29-13
11/22	at Chargers	P	W	33-3
11/29	Bills	P	W	30-22
12/06	at Raiders	P	W	34-20
12/13	Chargers	P	W	10-3
12/20	at Ravens	P	W	34-14
12/27	Browns	P	W	17-13
01/03	Raiders	P	W	23-17
2015 TOTALS		**16**	**11-5**	

2016 GAME-BY-GAME REGULAR-SEASON STATISTICS (CHIEFS)

DATE	OPPONENT		W/L	SCORE
09/11	Chargers	P	W	33-27+
09/18	at Texans	P	L	12-19
09/25	Jets	P	W	24-3
10/02	at Steelers	P	L	14-43
10/16	at Raiders	P	W	26-10
10/23	Saints	P	W	27-21
10/30	at Colts	P	W	30-14
11/06	Jaguars	P	W	19-14
11/13	at Panthers	P	W	20-17
11/20	Buccaneers	P	L	17-19
11/27	at Broncos	P	W	30-27+
12/04	at Falcons	P	W	29-28
12/08	Raiders	P	W	21-13
12/18	Titans	P	L	17-19
12/25	Broncos	P	W	33-10
01/01	at Chargers	P	W	37-27
2016 TOTALS		**16**	**12-4**	

+ - Overtime

2017 GAME-BY-GAME REGULAR-SEASON STATISTICS (CHIEFS)

DATE	OPPONENT			W/L	SCORE
09/07	at Patriots	P		W	42-27
09/17	Eagles	P		W	27-20
09/24	at Chargers	P		W	24-10
10/02	Redskins	P		W	29-20
10/08	at Texans	P		W	42-34
10/15	Steelers	P		L	13-19
10/19	at Raiders	P		L	30-31
10/30	Broncos	P		W	29-19
11/05	at Cowboys	P		L	17-28
11/19	at Giants	P		L	9-12+
11/26	Bills	P		L	10-16
12/03	at Jets	P		L	31-38
12/10	Raiders	P		W	26-15
12/16	Chargers	P		W	30-13
12/24	Dolphins	P		W	29-13
12/31	at Broncos	P		W	27-24
2017 TOTALS		**16**		**10-6**	

+ - Overtime

2018 GAME-BY-GAME REGULAR-SEASON STATISTICS (CHIEFS)

DATE	OPPONENT			W/L	SCORE
09/09	at Chargers	P		W	38-28
09/16	at Steelers	P		W	42-37
09/23	49ers	P		W	38-27
10/01	at Broncos	P		W	27-23
10/07	Jaguars	P		W	30-14
10/14	at Patriots	P		L	40-43
10/21	Bengals	P		W	45-10
10/28	Broncos	P		W	30-23
11/04	at Browns	P		W	37-21
11/11	Cardinals	P		W	26-14
11/19	at Rams	P		L	51-54
12/02	at Raiders	P		W	40-33
12/09	Ravens	P		W	27-24+
12/13	Chargers	P		L	28-29
12/23	at Seahawks	P		L	31-38
12/30	Raiders	P		W	35-3
2018 TOTALS		**16**		**12-4**	

+ - Overtime

2019 GAME-BY-GAME REGULAR-SEASON STATISTICS (CHIEFS)

DATE	OPPONENT			W/L	SCORE
09/08	at Jaguars	P		W	40-26
09/15	at Raiders	P		W	28-10
09/22	Ravens	P		W	33-28
09/29	at Lions	P		W	34-30
10/06	Colts	P		L	13-19
10/13	Texans	P		L	24-31
10/17	at Broncos	P		W	30-6
10/27	Packers	P		L	24-31
11/03	Vikings	P		W	26-23
11/10	at Titans	P		L	32-35
11/18	at Chargers	P		W	24-17
12/01	Raiders	P		W	40-9
12/08	at Patriots	P		W	23-16
12/15	Broncos	P		W	23-3
12/22	at Bears	P		W	26-3
12/29	Chargers	P		W	31-21
2019 TOTALS		**16**		**12-4**	

2020 GAME-BY-GAME REGULAR-SEASON STATISTICS (CHIEFS)

DATE	OPPONENT		W/L	SCORE
09/10	Texans	P	W	34-20
09/20	at Chargers	P	W	23-20+
09/28	at Ravens	P	W	34-20
10/05	Patriots	P	W	26-10
10/11	Raiders	P	L	32-40
10/19	at Bills	P	W	26-17
10/25	at Broncos	P	W	43-16
11/01	Jets	P	W	35-9
11/08	Panthers	P	W	33-31
11/22	at Raiders	P	W	35-31
11/29	at Buccaneers	P	W	27-24
12/06	Broncos	P	W	22-16
12/13	at Dolphins	P	W	33-27
12/20	at Saints	P	W	32-29
12/27	Falcons	P	W	17-14
01/03	Chargers	P	L	21-38
2020 TOTALS		**16**	**14-2**	

+ - Overtime

2021 GAME-BY-GAME REGULAR-SEASON STATISTICS (CHIEFS)

DATE	OPPONENT		W/L	SCORE
09/12	Browns	P	W	33-29
09/19	at Ravens	P	L	35-36
09/26	Chargers	P	L	24-30
10/03	at Eagles	P	W	42-30
10/10	Bills	P	L	20-38
10/17	at Football Team	P	W	31-13
10/24	at Titans	P	L	3-27
11/01	Giants	P	W	20-17
11/07	Packers	P	W	13-7
11/14	at Raiders	P	W	41-14
11/21	Cowboys	P	W	19-9
12/05	Broncos	P	W	22-9
12/12	Raiders	P	W	48-9
12/16	at Chargers	P	W	34-28+
12/26	Steelers	P	W	36-10
01/02	at Bengals	P	L	31-34
01/08	at Broncos	P	W	28-24
2021 TOTALS		**17**	**12-5**	

+ - Overtime

2022 GAME-BY-GAME REGULAR-SEASON STATISTICS (CHIEFS)

DATE	OPPONENT		W/L	SCORE
09/11	at Cardinals	P	W	44-21
09/15	Chargers	P	W	27-24
09/25	at Colts	P	L	17-20
10/02	at Buccaneers	P	W	41-31
10/10	Raiders	P	W	30-29
10/16	Bills	P	L	20-24
10/23	at 49ers	P	W	44-23
11/06	Titans	P	W	20-17+
11/13	Jaguars	P	W	27-17
11/20	at Chargers	P	W	30-27
11/27	Rams	P	W	26-10
12/04	at Bengals	P	L	24-27
12/11	at Broncos	P	W	34-28
12/18	at Texans	P	W	30-24+
12/24	Seahawks	P	W	24-10
01/01	Broncos	P	W	27-24
01/07	at Raiders	P	W	31-13
2022 TOTALS		**17**	**14-3**	

+ - Overtime

2023 GAME-BY-GAME REGULAR-SEASON STATISTICS (CHIEFS)

DATE	OPPONENT		W/L	SCORE
09/07	Lions	P	L	20-21
09/17	at Jaguars	P	W	17-9
09/24	Bears	P	W	41-10
10/01	at Jets	P	W	23-20
10/08	at Vikings	P	W	27-20
10/12	Broncos	P	W	19-8
10/22	Chargers	P	W	31-17
10/29	at Broncos	P	L	9-24
11/05	Dolphins	P	W	21-14
11/20	Eagles	P	L	17-21
11/26	at Raiders	P	W	31-17
12/03	at Packers	P	L	19-27
12/10	Bills	P	L	17-20
12/17	at Patriots	P	W	27-17
12/25	Raiders	P	L	14-20
12/31	Bengals	P	W	25-17
01/07	at Chargers	P	W	13-12
2023 TOTALS		**17**	**11-6**	

2024 GAME-BY-GAME REGULAR-SEASON STATISTICS (CHIEFS)

DATE	OPPONENT		W/L	SCORE
09/05	Ravens	P	W	27-20
09/15	Bengals	P	W	26-25
09/22	at Falcons	P	W	22-17
09/29	at Chargers	P	W	17-10
10/07	Saints	P	W	26-13
10/20	at 49ers	P	W	28-18
10/27	at Raiders	P	W	27-20
11/04	Buccaneers	P	W	30-24+
11/10	Broncos	P	W	16-14
11/17	at Bills	P	L	21-30
11/24	at Panthers	P	W	30-27
11/29	Raiders	P	W	19-17
12/08	Chargers	P	W	19-17
12/15	at Browns	P	W	21-7
12/21	Texans	P	W	27-19
12/25	at Steelers	P	W	29-10
01/05	at Broncos	P	L	0-38
2024 TOTALS		**17**	**15-2**	

+ - Overtime

2025 GAME-BY-GAME REGULAR-SEASON STATISTICS (CHIEFS)

DATE	OPPONENT		W/L	SCORE
09/05	at Chargers	P	L	21-27
09/14	Eagles	P	L	17-20
09/21	at Giants	P	W	22-9
09/28	Ravens	P	W	37-20
10/06	at Jaguars	P	L	28-31
10/12	Lions	P	W	30-17
10/19	Raiders	P	W	31-0
10/27	Commanders	P	W	28-7
11/02	at Bills	P	L	21-28
11/16	at Broncos	P	L	19-22
11/23	Colts	P	W	23-20+
11/27	at Cowboys	P	L	28-31
12/07	Texans	P	L	10-20
2025 TOTALS		**13**	**6-7**	

+ - Overtime

2015 GAME-BY-GAME POSTSEASON STATISTICS (CHIEFS)

DATE	OPPONENT		W/L	SCORE
01/09	at Texans	P	W	30-0
01/16	at Patriots	P	L	20-27
2015 TOTALS		**2**	**1-1**	

2016 GAME-BY-GAME POSTSEASON STATISTICS (CHIEFS)

DATE	OPPONENT		W/L	SCORE
01/15	Steelers	P	L	16-18
2016 TOTALS		**1**	**0-1**	

2017 GAME-BY-GAME POSTSEASON STATISTICS (CHIEFS)

DATE	OPPONENT		W/L	SCORE
01/06	Titans	P	L	21-22
2017 TOTALS		**1**	**0-1**	

2018 GAME-BY-GAME POSTSEASON STATISTICS (CHIEFS)

DATE	OPPONENT		W/L	SCORE
01/12	Colts	P	W	31-13
01/20	Patriots	P	L	31-37+
2018 TOTALS		**2**	**1-1**	

+ - Overtime

2019 GAME-BY-GAME POSTSEASON STATISTICS (CHIEFS)

DATE	OPPONENT		W/L	SCORE
01/12	Texans	P	W	51-31
01/19	Titans	P	W	35-24
02/02	49ers	P	W	31-20
2019 TOTALS		**3**	**3-0**	

2020 GAME-BY-GAME POSTSEASON STATISTICS (CHIEFS)

DATE	OPPONENT		W/L	SCORE
01/17	Browns	P	W	22-17
01/24	Bills	P	W	38-24
02/07	at Buccaneers	P	L	9-31
2020 TOTALS		**3**	**2-1**	

2021 GAME-BY-GAME POSTSEASON STATISTICS (CHIEFS)

DATE	OPPONENT		W/L	SCORE
01/16	Steelers	P	W	42-21
01/23	Bills	P	W	42-36+
01/30	Bengals	P	L	24-27+
2021 TOTALS		**3**	**2-1**	

+ - Overtime

2022 GAME-BY-GAME POSTSEASON STATISTICS (CHIEFS)

DATE	OPPONENT		W/L	SCORE
01/21	Jaguars	P	W	27-20
01/29	Bengals	P	W	23-20
02/12	at Eagles	P	W	38-35
2022 TOTALS		**3**	**3-0**	

2023 GAME-BY-GAME POSTSEASON STATISTICS (CHIEFS)

DATE	OPPONENT		W/L	SCORE
01/13	Dolphins	P	W	26-7
01/21	at Bills	P	W	27-24
01/28	at Ravens	P	W	17-10
02/11	49ers	P	W	25-22+
2023 TOTALS		**4**	**4-0**	

+ - Overtime

2024 GAME-BY-GAME POSTSEASON STATISTICS (CHIEFS)

DATE	OPPONENT		W/L	SCORE
01/18	Texans	P	W	23-14
01/26	Bills	P	W	32-29
02/09	at Eagles	P	L	22-40
2024 TOTALS		**3**	**2-1**	

XAVIER WORTHY

WIDE RECEIVER #1

TEXAS

2ND YEAR IN THE NFL

2ND YEAR WITH THE CHIEFS

HEIGHT: 5'11"
WEIGHT: 165 LBS
HOW ACQUIRED: D1-24
BIRTHDAY: 4/27/03

- Worthy enters his second season with the Chiefs in 2025.
- Originally entered the NFL as a first-round pick (28th overall) by the Kansas City Chiefs in the 2024 NFL Draft.

Transactions:

Originally entered the NFL as a first-round pick (28th overall) by the Kansas City Chiefs in the 2024 NFL Draft.

COLLEGE

Three year wide receiver at Texas ... Played in and started in 39 games ... Scored 26 career touchdown receptions, the third-most in Longhorn history ... Left Texas ranked fourth all-time in career receiving yards (2,755), sixth in receptions (197), eighth in punt return yards (564) ... Had the following honors: 2023 All-America second-team selection as a punt returner ... Named third-team AP All-America honoree as an all purpose player in 2023 ... First-team All-Big 12 selection in 2023 ... Second-team All-Big 12 selection in 2022 ... First-team All-Big 12 selection in 2021 ... 2021 Big 12 Offensive Freshman of the Year ... AP Big 12 Newcomer of the Year ... Named a Shaun Alexander Freshman of the Year Award finalist ... AP Freshman All-American honors ... Academic Big 12 first-team in 2022 and 2021-22 Academic All-Big 12 Rookie Team honoree ... Two-time member of the Big 12 Commissioner's Honor Roll (fall 2021 and spring 2022).

PERSONAL

- Selected to participate in 2021 All-American Bowl.
- No. 12 wide receiver in the country by 247Sports.
- Rated as a four-star prospect by ESPN.
- Caught 55 passes for 992 yards and 16 touchdowns as a junior, had his senior season canceled due to COVID-19.
- Helped Central East win its first-ever CIF Division I-AA state championship after a 15-0 season in 2019.
- Also competed in track and field for Central East.

XAVIER WORTHY'S NFL REGULAR SEASON RUSHING/RECEIVING STATISTICS

				RECEIVING					RUSHING				
DATE	TEAM	GP	GS	NO.	YDS.	AVG.	LG	TD	NO.	YDS.	AVG.	LG	TD
2024	Chiefs	17	13	59	638	10.8	54t	6	20	104	5.2	21t	3
2025	Chiefs	11	11	38	456	12.0	42	1	9	86	9.6	35	0
NFL TOTALS		**28**	**24**	**97**	**1,094**	**11.3**	**54T**	**7**	**29**	**190**	**6.6**	**35**	**3**

XAVIER WORTHY'S NFL POSTSEASON RUSHING/RECEIVING STATISTICS

				RECEIVING					RUSHING				
DATE	TEAM	GP	GS	NO.	YDS.	AVG.	LG	TD	NO.	YDS.	AVG.	LG	TD
2024	Chiefs	3	3	19	287	15.1	50t	3	3	8	2.7	8	0
NFL TOTALS		**3**	**3**	**19**	**287**	**15.1**	**50T**	**3**	**3**	**8**	**2.7**	**8**	**0**

XAVIER WORTHY'S NFL REGULAR SEASON RETURN STATISTICS

		KICKOFF RETURNS					PUNT RETURNS					
DATE	TEAM	RET.	YDS.	AVG.	LG	TD	NO.	FC	YDS.	AVG.	LG	TD
2024	Chiefs	0	0	0.0	0	0	0	0	0	0.0	0	0
2025	Chiefs	0	0	0.0	0	0	1	4	0	0.0	0	0
NFL TOTALS		**0**	**0**	**0.0**	**0**	**0**	**1**	**4**	**0**	**0.0**	**0**	**0**

XAVIER WORTHY'S NFL POSTSEASON RETURN STATISTICS

		KICKOFF RETURNS					PUNT RETURNS					
DATE	TEAM	RET.	YDS.	AVG.	LG	TD	NO.	FC	YDS.	AVG.	LG	TD
2024	Chiefs	0	0	0.0	0	0	0	0	0	0.0	0	0
NFL TOTALS		**0**	**0**	**0.0**	**0**	**0**	**0**	**0**	**0**	**0.0**	**0**	**0**

SINGLE-GAME HIGHS: RUSHING/RECEIVING

Rush Attempts	3 vs. Houston, Dec 21, 2024
	3 at Cleveland, Dec 15, 2024
	3 at Atlanta, Sep 22, 2024
	2 at Dallas, Nov 27, 2025
	...3 more at 2.
Rushing Yards	38 vs. Baltimore, Sep 28, 2025
	30 at Cleveland, Dec 15, 2024
	21 vs. Baltimore, Sep 05, 2024
	13 at Dallas, Nov 27, 2025
	13 vs. Las Vegas, Oct 19, 2025
	...1 more at 13.
Longest Runs	35 vs. Baltimore, Sep 28, 2025
	21t at Cleveland, Dec 15, 2024
	21t vs. Baltimore, Sep 05, 2024
	17 at Dallas, Nov 27, 2025
	13 vs. Las Vegas, Oct 19, 2025
Rushing TDs	1 at Cleveland, Dec 15, 2024
	1 vs. New Orleans, Oct 07, 2024
	1 vs. Baltimore, Sep 05, 2024
Receptions	8 at Pittsburgh, Dec 25, 2024
	7 vs. Houston, Dec 21, 2024
	6 at Jacksonville, Oct 06, 2025
	6 at Cleveland, Dec 15, 2024
	5 vs. Washington, Oct 27, 2025
	...3 more at 5.
Receiving Yards	83 vs. Baltimore, Sep 28, 2025
	79 at Pittsburgh, Dec 25, 2024
	73 at L.A. Chargers, Sep 29, 2024
	65 vs. Houston, Dec 21, 2024
	61 at Dallas, Nov 27, 2025
	...1 more at 61.
Receiving Average	24.3 at L.A. Chargers, Sep 29, 2024
	18.3 vs. Houston, Dec 07, 2025
	16.6 vs. Baltimore, Sep 28, 2025
	15.3 at Dallas, Nov 27, 2025
	15.3 at Buffalo, Nov 17, 2024
Longest Receptions	54t at L.A. Chargers, Sep 29, 2024
	42 at Dallas, Nov 27, 2025
	37 vs. Baltimore, Sep 28, 2025
	35t vs. Baltimore, Sep 05, 2024
	31 vs. Indianapolis, Nov 23, 2025
	...1 more at 31.
Receiving TDs	1 vs. Houston, Dec 21, 2024
	1 at Buffalo, Nov 17, 2024
	1 at Las Vegas, Oct 27, 2024
	...2 more at 1.
All-Purpose Yards	121 vs. Baltimore, Sep 28, 2025
	89 at Pittsburgh, Dec 25, 2024
	76 at Cleveland, Dec 15, 2024
	75 vs. Houston, Dec 21, 2024
	74 at Dallas, Nov 27, 2025
Fair Catches	4 vs. Houston, Dec 07, 2025
Punt Returns	1 vs. Houston, Dec 07, 2025
Most TDs	2 vs. Baltimore, Sep 05, 2024
	1 vs. Detroit, Oct 12, 2025
	1 at Pittsburgh, Dec 25, 2024
	1 vs. Houston, Dec 21, 2024
	...5 more at 1.
Longest Own Fumble Return	3 vs. Las Vegas, Oct 19, 2025
Scrimmage Yards	121 vs. Baltimore, Sep 28, 2025
	89 at Pittsburgh, Dec 25, 2024
	76 at Cleveland, Dec 15, 2024
	75 vs. Houston, Dec 21, 2024
	74 at Dallas, Nov 27, 2025

SINGLE-GAME HIGHS – POSTSEASON: RUSHING/RECEIVING

Rush Attempts	2 vs. Buffalo, Jan 26, 2025
	1 vs. Houston, Jan 18, 2025
Rushing Yards	16 vs. Buffalo, Jan 26, 2025
Longest Runs	8 vs. Buffalo, Jan 26, 2025
	8 vs. Buffalo, Jan 26, 2025
Receptions	8 at Philadelphia, Feb 09, 2025
	6 vs. Buffalo, Jan 26, 2025
	5 vs. Houston, Jan 18, 2025
Receiving Yards	157 at Philadelphia, Feb 09, 2025
	85 vs. Buffalo, Jan 26, 2025
	45 vs. Houston, Jan 18, 2025
Receiving Average	19.6 at Philadelphia, Feb 09, 2025
	14.2 vs. Buffalo, Jan 26, 2025
	9.0 vs. Houston, Jan 18, 2025
Longest Receptions	50t at Philadelphia, Feb 09, 2025
	50 at Philadelphia, Feb 09, 2025
	26 vs. Buffalo, Jan 26, 2025
	24t at Philadelphia, Feb 09, 2025
	23 vs. Buffalo, Jan 26, 2025
Receiving TDs	2 at Philadelphia, Feb 09, 2025
	1 vs. Buffalo, Jan 26, 2025
All-Purpose Yards	157 at Philadelphia, Feb 09, 2025
	101 vs. Buffalo, Jan 26, 2025
	37 vs. Houston, Jan 18, 2025
Most TDs	2 at Philadelphia, Feb 09, 2025
	1 vs. Buffalo, Jan 26, 2025
Scrimmage Yards	157 at Philadelphia, Feb 09, 2025
	101 vs. Buffalo, Jan 26, 2025
	37 vs. Houston, Jan 18, 2025

100-YARD RECEIVING GAMES (1): POSTSEASON

DATE	TEAM	NO.	YDS.	AVG.	LG	TD
02/09/25	at Eagles	8	157	19.6	50t	2

2024 GAME-BY-GAME REGULAR-SEASON STATISTICS (CHIEFS)

			RECEIVING					RUSHING						
DATE	OPPONENT	P/S	NO.	YDS.	AVG.	LG	TD	NO.	YDS.	AVG.	LG	TD	W/L	SCORE
09/05	Ravens	S	2	47	23.5	35t	1	1	21	21.0	21t	1	W	27-20
09/15	Bengals	P	2	17	8.5	12	0	1	5	5.0	5	0	W	26-25
09/22	at Falcons	S	2	17	8.5	10	0	3	13	4.3	6	0	W	22-17
09/29	at Chargers	S	3	73	24.3	54t	1	0	0	0.0	0	0	W	17-10
10/07	Saints	S	3	25	8.3	18	0	1	3	3.0	3t	1	W	26-13
10/20	at 49ers	S	3	19	6.3	8	0	1	5	5.0	5	0	W	28-18
10/27	at Raiders	P	4	37	9.3	16	1	0	0	0.0	0	0	W	27-20
11/04	Buccaneers	S	0	0	0.0	0	0	2	-10	-5.0	0	0	W	30-24+
11/10	Broncos	S	1	11	11.0	11	0	0	0	0.0	0	0	W	16-14
11/17	at Bills	S	4	61	15.3	31	1	1	7	7.0	7	0	L	21-30
11/24	at Panthers	P	4	46	11.5	19	0	1	5	5.0	5	0	W	30-27
11/29	Raiders	S	5	54	10.8	19	0	0	0	0.0	0	0	W	19-17
12/08	Chargers	S	5	41	8.2	14	0	1	5	5.0	5	0	W	19-17
12/15	at Browns	S	6	46	7.7	12	0	3	30	10.0	21t	1	W	21-7
12/21	Texans	S	7	65	9.3	19	1	3	10	3.3	7	0	W	27-19
12/25	at Steelers	S	8	79	9.9	21	1	2	10	5.0	6	0	W	29-10
01/05	at Broncos	P	0	0	0.0	0	0	0	0	0.0	0	0	L	0-38
2024 TOTALS		**17-13**	**59**	**638**	**10.8**	**54T**	**6**	**20**	**104**	**5.2**	**21T**	**3**	**15-2**	

+ - Overtime

2025 GAME-BY-GAME REGULAR-SEASON STATISTICS (CHIEFS)

			RECEIVING					RUSHING						
DATE	OPPONENT	P/S	NO.	YDS.	AVG.	LG	TD	NO.	YDS.	AVG.	LG	TD	W/L	SCORE
09/05	at Chargers	S	0	0	0.0	0	0	1	0	0.0	0	0	L	21-27
09/14	Eagles						INACTIVE						L	17-20
09/21	at Giants						INACTIVE						W	22-9
09/28	Ravens	S	5	83	16.6	37	0	2	38	19.0	35	0	W	37-20
10/06	at Jaguars	S	6	42	7.0	19	0	1	9	9.0	9	0	L	28-31
10/12	Lions	S	2	20	10.0	14	1	1	6	6.0	6	0	W	30-17
10/19	Raiders	S	3	35	11.7	15	0	1	13	13.0	13	0	W	31-0
10/27	Commanders	S	5	53	10.6	27	0	0	0	0.0	0	0	W	28-7
11/02	at Bills	S	3	23	7.7	18	0	1	7	7.0	7	0	L	21-28
11/16	at Broncos	S	3	25	8.3	11	0	0	0	0.0	0	0	L	19-22
11/23	Colts	S	4	59	14.8	31	0	0	0	0.0	0	0	W	23-20+
11/27	at Cowboys	S	4	61	15.3	42	0	2	13	6.5	17	0	L	28-31
12/07	Texans	S	3	55	18.3	23	0	0	0	0.0	0	0	L	10-20
2025 TOTALS		**11-11**	**38**	**456**	**12.0**	**42**	**1**	**9**	**86**	**9.6**	**35**	**0**	**6-7**	

+ - Overtime

2024 GAME-BY-GAME POSTSEASON STATISTICS (CHIEFS)

			RECEIVING					RUSHING						
DATE	OPPONENT	P/S	NO.	YDS.	AVG.	LG	TD	NO.	YDS.	AVG.	LG	TD	W/L	SCORE
01/18	Texans	S	5	45	9.0	21	0	1	-8	-8.0	-8	0	W	23-14
01/26	Bills	S	6	85	14.2	26	1	2	16	8.0	8	0	W	32-29
02/09	at Eagles	S	8	157	19.6	50t	2	0	0	0.0	0	0	L	22-40
2024 TOTALS		**3-3**	**19**	**287**	**15.1**	**50T**	**3**	**3**	**8**	**2.7**	**8**	**0**	**2-1**	

XAVIER WORTHY'S COLLEGE RUSHING/RECEIVING STATISTICS

				RUSHING					RECEIVING				
DATE	TEAM	GP	GS	NO.	YDS.	AVG.	LG	TD	NO.	YDS.	AVG.	LG	TD
2021	Texas	12	12	1	7	7.0	7	0	62	981	15.8	75	12
2022	Texas	13	13	2	14	7.0	7	0	60	760	12.7	46	9
2023	Texas	14	14	4	35	8.8	16	0	75	1,014	13.5	54	5
TOTALS		**39**	**39**	**7**	**56**	**8.0**	**16**	**0**	**197**	**2,755**	**14.0**	**75**	**26**

XAVIER WORTHY'S COLLEGE RETURN STATISTICS

		KICKOFF RETURNS					PUNT RETURNS					
DATE	TEAM	RET.	YDS.	AVG.	LG	TD	NO.	FC	YDS.	AVG.	LG	TD
2021	Texas	2	33	16.5	18	0	3	0	47	15.7	20	0
2022	Texas	0	0	0.0	0	0	15	0	146	9.7	29	0
2023	Texas	0	0	0.0	0	0	22	0	371	16.9	74	1
TOTALS		**2**	**33**	**16.5**	**18**	**0**	**40**	**0**	**564**	**14.1**	**74**	**1**

COLLEGE 2021 GAME-BY-GAME STATISTICS (TEXAS)

			RUSHING					RECEIVING						
DATE	OPPONENT	P/S	NO.	YDS.	AVG.	LG	TD	NO.	YDS.	AVG.	LG	TD	W/L	SCORE
09/04	Louisiana	S	0	0	0.0	0	0	1	34	34.0	34	0	W	38-18
09/11	at Arkansas	S	0	0	0.0	0	0	2	41	20.5	25	0	L	21-40
09/18	Rice	S	0	0	0.0	0	0	6	71	11.8	31	1	W	58-0
09/25	Texas Tech	S	0	0	0.0	0	0	5	100	20.0	62	3	W	70-35
10/02	at TCU	S	0	0	0.0	0	0	1	7	7.0	7	0	W	32-27
10/09	Oklahoma	S	1	7	7.0	7	0	9	261	29.0	75	2	L	48-55
10/16	Oklahoma St.	S	0	0	0.0	0	0	5	28	5.6	19	0	L	24-32
10/30	at Baylor	S	0	0	0.0	0	0	4	115	28.8	63	1	L	24-31
11/06	at Iowa St.	S	0	0	0.0	0	0	2	22	11.0	18	1	L	7-30
11/13	Kansas	S	0	0	0.0	0	0	14	152	10.9	33	3	L	56-57
11/20	at West Virginia	S	0	0	0.0	0	0	7	85	12.1	52	1	L	23-31
11/26	Kansas St.	S	0	0	0.0	0	0	6	65	10.8	28	0	W	22-17
2021 TOTALS		**12-12**	**1**	**7**	**7.0**	**7**	**0**	**62**	**981**	**15.8**	**75**	**12**	**5-7**	

COLLEGE 2022 GAME-BY-GAME STATISTICS (TEXAS)

			RUSHING					RECEIVING						
DATE	OPPONENT	P/S	NO.	YDS.	AVG.	LG	TD	NO.	YDS.	AVG.	LG	TD	W/L	SCORE
09/03	ULM	S	1	7	7.0	7	0	2	24	12.0	19	0	W	52-10
09/10	Alabama	S	0	0	0.0	0	0	5	97	19.4	46	0	L	19-20
09/17	UTSA	S	0	0	0.0	0	0	4	41	10.3	19	0	W	41-20
09/24	at Texas Tech	S	0	0	0.0	0	0	3	50	16.7	39	1	L	34-37
10/01	West Virginia	S	0	0	0.0	0	0	7	119	17.0	45	2	W	38-20
10/08	at Oklahoma	S	1	7	7.0	7	0	3	29	9.7	15	1	W	49-0
10/15	Iowa St.	S	0	0	0.0	0	0	8	72	9.0	24	2	W	24-21
10/22	at Oklahoma St.	S	0	0	0.0	0	0	4	78	19.5	30	1	L	34-41
11/05	at Kansas St.	S	0	0	0.0	0	0	4	42	10.5	20	2	W	34-27
11/12	TCU	S	0	0	0.0	0	0	4	32	8.0	15	0	L	10-17
11/19	at Kansas	S	0	0	0.0	0	0	2	30	15.0	24	0	W	55-14
11/25	Baylor	S	0	0	0.0	0	0	7	62	8.9	18	0	W	38-27
12/29	at Washington	S	0	0	0.0	0	0	7	84	12.0	21	0	L	20-27
2022 TOTALS		**13-13**	**2**	**14**	**7.0**	**7**	**0**	**60**	**760**	**12.7**	**46**	**9**	**8-5**	

COLLEGE 2023 GAME-BY-GAME STATISTICS (TEXAS)

			RUSHING					RECEIVING						
DATE	OPPONENT	P/S	NO.	YDS.	AVG.	LG	TD	NO.	YDS.	AVG.	LG	TD	W/L	SCORE
09/02	Rice	S	0	0	0.0	0	0	7	90	12.9	24	0	W	37-10
09/09	at Alabama	S	1	3	3.0	3	0	5	75	15.0	44	1	W	34-24
09/16	Wyoming	S	1	0	0.0	0	0	4	56	14.0	44	1	W	31-10
09/23	at Baylor	S	0	0	0.0	0	0	3	31	10.3	21	1	W	38-6
09/30	Kansas	S	0	0	0.0	0	0	7	93	13.3	39	0	W	40-14
10/07	Oklahoma	S	0	0	0.0	0	0	8	108	13.5	39	0	L	30-34
10/21	at Houston	S	0	0	0.0	0	0	6	92	15.3	42	1	W	31-24
10/28	BYU	S	0	0	0.0	0	0	4	27	6.8	14	0	W	35-6
11/04	Kansas St.	S	1	16	16.0	16	0	5	48	9.6	24	0	W	33-30
11/11	at TCU	S	0	0	0.0	0	0	10	137	13.7	45	0	W	29-26
11/18	at Iowa St.	S	1	16	16.0	16	0	4	77	19.3	30	0	W	26-16
11/24	Texas Tech	S	0	0	0.0	0	0	4	49	12.3	19	1	W	57-7
12/02	Oklahoma St.	S	0	0	0.0	0	0	6	86	14.3	54	0	W	49-21
01/01	at Washington	S	0	0	0.0	0	0	2	45	22.5	38	0	L	31-37
2023 TOTALS		**14-14**	**4**	**35**	**8.8**	**16**	**0**	**75**	**1,014**	**13.5**	**54**	**5**	**12-2**	

RECORDS

SERVICE

Most Seasons, Active Players

15	Jerrel Wilson	1963-77
15	Dustin Colquitt	2005-19
14	Len Dawson	1962-75
14	Ed Budde	1963-76
14	Nick Lowery	1980-93
14	Will Shields	1993-06
13	Jim Tyrer	1961-73
13	Buck Buchanan	1963-75
13	Emmitt Thomas	1966-78
13	Jan Stenerud	1967-79
13	Jack Rudnay	1970-82
13	John Alt	1984-96
13	Derrick Johnson	2005-17
13	Travis Kelce	2013-25
12	Johnny Robinson	1960-71
12	Bobby Bell	1963-74
12	Dave Hill	1963-74
12	Mike Livingston	1968-79
12	Henry Marshall	1976-87
12	Tony Gonzalez	1997-08
12	Tamba Hali	2006-17

Most Games Played, Career (All 175+)

238	Dustin Colquitt	2005-19
224	Will Shields	1993-06
212	Nick Lowery	1980-93
203	Jerrel Wilson	1963-77
190	Tony Gonzalez	1997-08
187	Travis Kelce	2013-25
186	Jan Stenerud	1967-79
183	Len Dawson	1962-75
182	Buck Buchanan	1963-75
182	Derrick Johnson	2005-17
181	Emmitt Thomas	1966-78
180	Jim Tyrer	1961-73
179	John Alt	1984-96
178	Jack Rudnay	1970-82
177	Ed Budde	1963-76
177	Tamba Hali	2006-17

Most Games Started, Career (Since 1968)

223	Will Shields	1993-06
181	Travis Kelce	2014-25
174	Tony Gonzalez	1997-08
171	Jack Rudnay	1970-82
169	Derrick Johnson	2005-17
164	Tim Grunhard	1990-00
157*	Len Dawson (*Since 1962)	1962-75
157	Derrick Thomas	1989-99
157	Tamba Hali	2006-17

Most Starts, Rookie, Season

17	Creed Humphrey	2021
17	Trey Smith	2021
17	George Karlaftis	2022
16	Sylvester Hicks	1978
16	Art Still	1978
16	Dave Lutz	1983
16	Kevin Ross	1984
16	Dino Hackett	1986
16	Derrick Thomas	1989
16	Greg Wesley	2000
16	Derrick Johnson	2005
16	Tamba Hali	2006
16	Brandon Carr	2008
16	Glenn Dorsey	2008
16	Eric Berry	2010
16	Dontari Poe	2012
16	Zach Fulton	2014
16	Marcus Peters	2015
16	Kareem Hunt	2017
16	Juan Thornhill	2019

Most Consecutive Games Played, Career

224	Will Shields (Sept. 5, 1993 - Dec. 31, 2006)
186	Jan Stenerud (Sept. 9, 1967 - Dec. 16, 1979)
184	Dustin Colquitt (Nov. 9, 2008 - Dec. 29, 2019)
180	Jim Tyrer (Sept. 10, 1961 - Dec. 2, 1973)
173	Travis Kelce (Sept. 7, 2014- Dec. 21, 2024)
168	Bobby Bell (Sept. 7, 1963 - Dec. 14, 1974)
166	Buck Buchanan (Sept. 7, 1963 - Dec. 1, 1974)

Most Consecutive Games Started (Since 1968)

223	Will Shields (Sept. 12, 1993 - Dec. 31, 2006)
144	Emmitt Thomas (Sept. 28, 1968 - Oct. 15, 1978)
134	Jim Lynch (Sept. 9, 1968 - Nov. 6, 1977)
120	Tim Grunhard (Sept. 5, 1993 - Oct. 29, 2000)
120	Tony Gonzalez (Sept. 19, 1999 - Nov. 12, 2006)

Most Consecutive Games Started To Begin Career

101	Gary Barbaro	1976-82
81	Creed Humphrey	2021-25
64	Brandon Carr	2008-11
51	Art Still	1978-81
41	Tamba Hali	2006-08

Most Games Started, Quarterback, Career

158	Len Dawson	1962-75
125	Patrick Mahomes	2017-25
88	Trent Green	2001-06
77	Bill Kenney	1979-88
76	Alex Smith	2013-17

Most Consecutive Games Started, Quarterback

81	Trent Green (Sept. 9, 2001 - Sept. 10, 2006)
66	Patrick Mahomes (Sept. 12, 2021 - Dec. 25, 2024)
44	Len Dawson (Oct. 31, 1965 - Nov. 3, 1968)
35	Steve DeBerg (Nov. 26, 1989 - Dec. 8, 1991)
28	Steve Bono (Sept. 3, 1995 - Nov. 24, 1996)
28	Elvis Grbac (Dec. 26, 1998 - Nov. 19, 2000)
28	Len Dawson (Sept. 8, 1962 - Nov. 8, 1963)

Most Consecutive Seasons Starting Every Game, QB

5	Trent Green	2001-05
2	Len Dawson	1966-67
2	Patrick Mahomes	2021-22

SCORING

POINTS

Most Points, Career (All 400+)

1,466	Nick Lowery	1980-93
1,231	Jan Stenerud	1967-79
1,087	Harrison Butker	2017-25
522	Travis Kelce	2013-25
517	Ryan Succop	2009-13
500	Priest Holmes	2001-07
462	Tony Gonzalez	1997-08
442	Pete Stoyanovich	1996-00
402	Tyreek Hill	2016-21

Most Seasons, 100 or More Points

11	Nick Lowery	1981, ’83-86, ’88-93
6	Harrison Butker	2017-21, '23
5	Jan Stenerud	1967-71
4	Ryan Succop	2009-10, '12-13
3	Pete Stoyanovich	1997-99
3	Lawrence Tynes	2004-06
3	Cairo Santos	2014-16
2	Lin Elliott	1994-95
2	Morten Andersen	2002-03
2	Priest Holmes	2002-03
2	Larry Johnson	2005-06
1	Jack Spikes	1960
1	Abner Haynes	1962
1	Todd Peterson	2001
1	Jamaal Charles	2013
1	Tyreek Hill	2020

Most Points, Season (All 125+)

162	Priest Holmes	2003
147	Harrison Butker	2019
144	Priest Holmes	2002
142	Harrison Butker	2017
139	Nick Lowery	1990
137	Harrison Butker	2018, 2023
129	Jan Stenerud	1968
129	Cairo Santos	2015
129	Cairo Santos	2016
126	Larry Johnson	2005
125	Lawrence Tynes	2005

Most Points, Non-Kickers, Rookie, Season

72	Abner Haynes	1960
72	Tyreek Hill	2016
66	Billy Jackson	1981
66	Kareem Hunt	2017
48	Johnny Robinson	1960
48	Mike Garrett	1966

Most Kicking Points, Rookie, Season

142	Harrison Butker	2017
113	Cairo Santos	2014
108	Jan Stenerud	1967
104	Ryan Succop	2009
74	Jack Spikes	1960

Most Points, Game

30	Abner Haynes vs. Oakland	Nov. 26, 1961
30	Jamaal Charles at Oakland	Dec. 15, 2013
24	Frank Jackson vs. Denver	Dec. 10, 1961
24	Abner Haynes vs. Boston	Sept. 8, 1962
24	Frank Jackson at San Diego	Dec. 13, 1964
24	Bert Coan at Denver	Oct. 23, 1966
24	Priest Holmes at Cleveland	Sept. 8, 2002
24	Priest Holmes vs. Atlanta	Oct. 24, 2004
24	Derrick Blaylock vs. Atlanta	Oct. 24, 2004
24	Larry Johnson vs. Seattle	Oct. 29, 2006
24	Travis Kelce vs. Las Vegas	Oct. 10, 2022

TOUCHDOWNS

Most Touchdowns, Career (All 60+)

85	Travis Kelce (82 rec., 2 rush, 1 fum.)	2013-25
83	Priest Holmes (76 rush, 7 rec.)	2001-07
76	Tony Gonzalez (0 rush, 76 rec.)	1997-08
67	Tyreek Hill (6 rush, 56 rec. 1 KR, 4 PR)	2016-21
64	Jamaal Charles (43 rush, 20 rec., 1 KR)	2008-16
61	Larry Johnson (55 rush, 6 rec.)	2003-09
60	Otis Taylor (3 rush, 57 rec.)	1965-75

Most Touchdowns, Season

27	Priest Holmes (27 rush, 0 rec.)	2003
24	Priest Holmes (21 rush, 3 rec.)	2002
21	Larry Johnson (20 rush, 1 rec)	2005
19	Abner Haynes (13 rush, 6 rec.)	1962
19	Larry Johnson (17 rush, 2 rec.)	2006
19	Jamaal Charles (12 rush, 7 rec.)	2013

Most Touchdowns, Rookie, Season

12	Abner Haynes (9 rush, 3 rec.)	1960
12	Tyreek Hill (3 rush, 6 rec., 2 PR, 1 KR)	2016
11	Billy Jackson (10 rush, 1 rec.)	1981
11	Kareem Hunt (8 rush, 3 rec.)	2017
9	Johnny Robinson (4 rush, 4 rec., 1 PR)	1960
8	Mike Garrett (6 rush, 1 rec., 1 PR)	1966

Most Touchdowns, Game

5	Abner Haynes vs. Oakland	Nov. 26, 1961
5	Jamaal Charles at Oakland	Dec. 15, 2013
4	Frank Jackson vs. Denver	Dec. 10, 1961
4	Abner Haynes vs. Boston	Sept. 8, 1962
4	Frank Jackson at San Diego	Dec. 13, 1964
4	Bert Coan at Denver	Oct. 23, 1966
4	Priest Holmes at Cleveland	Sept. 8, 2002
4	Priest Holmes vs. Atlanta	Oct. 24, 2004
4	Derrick Blaylock vs. Atlanta	Oct. 24, 2004
4	Larry Johnson vs. Seattle	Oct. 29, 2006
4	Travis Kelce vs. Las Vegas	Oct. 10, 2022
3	46 times;	
	Last, Travis Kelce at Los Angeles Chargers	Nov. 21, 2022

Most Consecutive Games Scoring Touchdowns

11	Priest Holmes	2002
9	Larry Johnson	2006
8	Priest Holmes	2003-04
8	Larry Johnson	2004-05
8	Jamaal Charles	2014
8	Kareem Hunt	2018
7	Marcus Allen	1993
7	Priest Holmes	2004-05
7	Larry Johnson	2005
7	Dwayne Bowe	2010
7	Jamaal Charles	2013

POINTS AFTER TOUCHDOWNS

Most Points After TD Attempted, Career

483	Nick Lowery	1980-93
409	Jan Stenerud	1967-79
391	Harrison Butker	2017-25
164	Pete Stoyanovich	1996-00
160	Ryan Succop	2009-13

Most Points After TD Attempted, Season

69	Harrison Butker	2018
60	Lawrence Tynes	2004
59	Morten Andersen	2003
54	Harrison Butker	2020
52	Ryan Succop	2013

Most Points After TD Attempted, Game

8	Tommy Brooker at Denver	Sept. 7, 1963
8	Mike Mercer at Denver	Oct. 23, 1966
8	Lawrence Tynes vs. Atlanta	Oct. 24, 2004
8	Ryan Succop at Oakland	Dec. 15, 2013

Most Points After TD Made, Career

479	Nick Lowery	1980-93
394	Jan Stenerud	1967-79
367	Harrison Butker	2017-25
163	Pete Stoyanovich	1996-00
160	Ryan Succop	2009-13

Most Points After TD Made, Season

65	Harrison Butker	2018
58	Morten Andersen	2003
58	Lawrence Tynes	2004
52	Ryan Succop	2013
51	Morten Andersen	2002

Most Points After TD Made, Game

8	Tommy Brooker at Denver	Sept. 7, 1963
8	Mike Mercer at Denver	Oct. 23, 1966
8	Lawrence Tynes vs. Atlanta	Oct. 24, 2004
8	Ryan Succop at Oakland	Dec. 15, 2013
7	Cotton Davidson vs. Denver	Dec. 10, 1961
7	Tommy Brooker at N.Y. Titans	Nov. 11, 1962
7	Jack Spikes vs. Denver	Dec. 8, 1963
7	Tommy Brooker vs. Denver	Nov. 1, 1964
7	Tommy Brooker vs. Houston	Nov. 28, 1965
7	Jan Stenerud vs. Denver	Oct. 29, 1967
7	Morten Andersen vs. Arizona	Dec. 1, 2002
7	Morten Andersen vs. St. Louis	Dec. 8, 2002
7	Lawrence Tynes at Tennessee	Dec. 13, 2004

Most Consecutive Points After TD made

198	Nick Lowery	1983-89
160	Ryan Succop	2009-13
155	Jan Stenerud	1968-73
149	Tommy Brooker	1962-66

Highest Point After Percentage, Career (minimum 100 PATs)

100.00	Ryan Succop (160-160)	2009-13
100.00	Tommy Brooker (149-149)	1962-66
99.39	Pete Stoyanovich (163-164)	1996-00
99.17	Nick Lowery (479-483)	1980-93
99.09	Morten Andersen (109-110)	2002-03
97.16	Lawrence Tynes (137-141)	2004-06

FIELD GOALS

Most Field Goals Attempted, Career (All 100+)

436	Jan Stenerud	1967-79
410	Nick Lowery	1980-93
272	Harrison Butker	2017-25
147	Ryan Succop	2009-13
115	Pete Stoyanovich	1996-00
105	Cairo Santos	2014-17

Most Field Goals Attempted, Season (All 40+)

44	Jan Stenerud	1971
42	Jan Stenerud	1970
42	Harrison Butker	2017
40	Jan Stenerud	1968

Most Field Goals Attempted, Game

7	Jan Stenerud vs. Buffalo	Dec. 19, 1971
7	Cairo Santos at Cincinnati	October 4, 2015
6	Tommy Brooker vs. San Diego	Dec. 16, 1962
6	Jan Stenerud	6 times
	Last; at Washington	Oct. 10, 1976
6	Todd Peterson vs. Denver	Dec. 16, 2001
6	Ryan Succop at New Orleans	Sept. 23, 2012
6	Harrison Butker vs. Miami	Dec. 24, 2017
6	Harrison Butker vs.Cincinnati	Dec. 31, 2023

Most Seasons Leading League, Field Goals Made

3	Jan Stenerud	1967, ’70, ’75
1	Nick Lowery	1990
1	Harrison Butker	2019

Most Field Goals Made, Career

329	Nick Lowery	1980-93
279	Jan Stenerud	1967-79
240	Harrison Butker	2017-25
119	Ryan Succop	2009-13
93	Pete Stoyanovich	1996-00

Most Field Goals Made, Season (All 30+)

38	Harrison Butker	2017
34	Nick Lowery	1990
34	Harrison Butker	2019
33	Harrison Butker	2023
31	Cairo Santos	2016
30	Jan Stenerud	1968, ’70
30	Cairo Santos	2015

Most Field Goals Made, Rookie, Season

*38	Harrison Butker	2017
25	Ryan Succop	2009
25	Cairo Santos	2014
21	Jan Stenerud	1967
13	Jack Spikes	1960
12	Tommy Brooker	1962

*NFL RECORD

Most Field Goals Made, Game

7	Cairo Santos at Cincinnati	Oct. 4, 2015
6	Ryan Succop at New Orleans	Sept. 23, 2012
6	Harrison Butker vs.Cincinnati	Dec. 31, 2023
5	Jan Stenerud	3 times
	Last; vs. Buffalo	Dec. 19, 1971
5	Nick Lowery	4 times
	Last; vs. Denver	Sept. 20, 1993
5	Ryan Succop vs. Minnesota	Oct. 2, 2011
5	Cairo Santos at Denver	Nov. 15, 2015
5	Harrison Butker	4 times
	Last; vs. Denver	Dec. 6, 2020
4	Tommy Brooker vs. San Diego	Dec. 16, 1962
4	Mike Mercer at N.Y. Jets	Nov. 27, 1966
4	Lin Elliott vs. Seattle	Dec. 24, 1995
4	Jan Stenerud	12 times
	Last; at Washington	Oct. 10, 1976
4	Nick Lowery	9 times
	Last; at Denver	Oct. 4, 1992
4	Pete Stoyanovich	4 times
	Last; vs. Denver	Sept. 19, 1999
4	Todd Peterson vs. Denver	Dec. 16, 2001
4	Lawrence Tynes	2 times
	Last; vs. Denver	Nov. 23, 2006
4	Nick Novak vs. Denver	Sept. 28, 2008
4	Ryan Succop	4 times
	Last; at Tennessee	Oct. 6, 2013
4	Cairo Santos	5 times
	Last; at Carolina	Nov. 13, 2016
4	Harrison Butker	7 times
	Last; vs. Denver	Oct. 12, 2023

Most Consecutive Games Scoring Field Goals

16	Harrison Butker	2019-20
15	Lawrence Tynes	2004-05
14	Jan Stenerud	1970
14	Harrison Butker	2017-18
14	Harrison Butker	2021-22
12	Pete Stoyanovich	1997-98

Most Consecutive Games Scoring Field Goals, Single Season

14	Jan Stenerud	1970
14	Harrison Butker	2019
13	Harrison Butker	2017
12	Lawrence Tynes	2005
12	Harrison Butker	2021

Most Consecutive Field Goals Made

24	Harrison Butker	2022-23
23	Harrison Butker	2017
22	Pete Stoyanovich	1997-98
22	Ryan Succop	2011
21	Nick Lowery	1990
21	Nick Lowery	1991

Longest Field Goal

62	Harrison Butker vs. Buffalo	Oct. 16, 2022
60	Harrison Butker vs. Denver	Oct. 12, 2023
59	Matthew Wright vs. Las Vegas	Oct. 10, 2022
58	Nick Lowery at Washington	Sept. 18, 1983
58	Nick Lowery vs. L.A. Raiders	Sept. 12, 1985
58	Harrison Butker at L.A. Chargers	Sept. 20, 2020
58	Harrison Butker at L.A. Chargers	Sept. 20, 2020

Highest Field Goal Percentage, Career (100 Attempts)

88.2	Harrison Butker (240-272)	2017-25
84.8	Cairo Santos (89-105)	2014-17
81.0	Ryan Succop (119-147)	2009-13
80.9	Pete Stoyanovich (93-115)	1996-00
80.2	Nick Lowery (329-410)	1980-93

Highest Field Goal Percentage, Season

96.3	Pete Stoyanovich (26-27)	1997
94.3	Harrison Butker (33-35)	2023
92.6	Harrison Butker (25-27)	2020
91.9	Nick Lowery (34-37)	1990
91.6	Nick Lowery (22-24)	1992

Highest Field Goal Percentage, Career at GEHA Field at Arrowhead

88.1	Pete Stoyanovich (52-59)	1996-00
87.8	Harrison Butker (129-147)	2017-25
85.6	Nick Lowery	1980-93
82.4	Ryan Succop (61-74)	2009-13
79.2	Cairo Santos (38-48)	2014-17

Attempts Less Than 40 Yards, Season (15 Attempts)

23-26	Cairo Santos	2016
24-25	Harrison Butker	2017
21-23	Harrison Butker	2023
21-22	Pete Stoyanovich	1998
21-21	Nick Lowery	1991
16-20	Ryan Succop	2012
18-19	Harrison Butker	2019
18-18	Harrison Buker	2020
17-18	Cairo Santos	2014
17-18	Cairo Santos	2015
17-17	Ryan Succop	2009
16-16	Morten Andersen	2002
16-16	Harrison Butker	2018
15-16	Ryan Succop	2013
14-15	Ryan Succop	2011

Most Field Goals, No Misses, Game

7	Cairo Santos at Cincinnati	Oct. 4, 2015
6	Ryan Succop at New Orleans	Sept. 23, 2012
6	Harrison Butkervs. Cincinnati	Dec.31, 2023
5	Jan Stenerud at Buffalo	Nov. 2, 1969
5	Jan Stenerud vs. Buffalo	Dec. 7, 1969
5	Nick Lowery vs. L.A. Raiders	Sept. 12, 1985
5	Nick Lowery vs. Cincinnati	Nov. 13, 1988
5	Nick Lowery at Chicago	Dec. 29, 1990
5	Nick Lowery vs. Denver	Sept. 20, 1993
5	Ryan Succop vs. Minnesota	Oct. 2, 2011
5	Harrison Butker at Houston	Oct. 8, 2017
5	Harrison Butker vs. Denver	Oct. 30, 2017
5	Harrison Butker vs. Denver	Dec. 6, 2020

Most Field Goals, 50 or More Yards, Career

33	Harrison Butker	2017-25
20	Nick Lowery	1980-93
12	Jan Stenerud	1967-79
9	Ryan Succop	2009-13
7	Cairo Santos	2014-16

Most Field Goals, 50 or More Yards, Season

7	Harrison Butker	2021
5	Harrison Butker	2023
4	Nick Lowery	1980
4	Cairo Santos	2015
4	Harrison Butker	2017, 2020
3	Nick Lowery	1985, 1988
3	Ryan Succop	2011
3	Harrison Butker	2019, 2022

Most Field Goals, 50 or More Yards, Game

2	Nick Lowery vs. Seattle	Sept. 14, 1980
2	Nick Lowery at New Orleans	Sept. 8, 1985
2	Nick Lowery at Detroit	Nov. 26, 1987
2	Lawrence Tynes at Miami	Oct. 21, 2005
2	Ryan Succop vs. Minnesota	Oct. 2, 2011
2	Cairo Santos at Cincinnati	Oct. 4, 2015
2	Harrison Butker at L.A. Chargers	Sept. 20, 2020
2	Harrison Butker vs. Denver	Oct. 12, 2023

DEFENSE / SPECIAL TEAMS SCORING

Most Defensive Touchdowns, Career

8	Bobby Bell (6 INTs, 2 FRs)	1963-74
5	Emmitt Thomas (5 INTs)	1966-78
5	Jim Kearney (5 INTs)	1967-75
5	Eric Berry (5 INTs)	2010-18
4	Lloyd Burruss (4 INTs)	1981-91
4	Derrick Thomas (4 FRs)	1989-99
4	James Hasty (3 INTs, 1 FR)	1995-99
4	Derrick Johnson (4 INTs)	2005-17
4	Daniel Sorensen (4 INTs)	2014-21

Most Defensive Touchdowns, Season

4	Jim Kearney (4 INTs)	1972
3	David Webster (2 INTs, 1 FR)	1960
3	Lloyd Burruss (3 INTs)	1986
3	Charles Mincy (2 INTs, 1 FR)	1992
3	Mark McMillian (3 INTs)	1997

Most Defensive Touchdowns, Game

2	Jim Kearney at Denver	Oct. 1, 1972
2	Lloyd Burruss vs. San Diego	Oct. 19, 1986
2	Cris Dishman at Oakland	Nov. 28, 1999
2	Derrick Johnson at Denver	Jan. 3, 2010

Most Special Teams Touchdowns, Career

11	Dante Hall (5 PRs, 6 KORs)	2000-06
8	Tamarick Vanover (4 PRs, 4 KORs)	1995-99
5	Tyreek Hill (4 PRs, 1 KOR)	2016-21
4	J.T. Smith (4 PRs)	1978-84
3	Dexter McCluster (3 PRs)	2010-13

Most Special Teams Touchdowns, Season

4	Dante Hall (2 PRs, 2 KRs)	2003
3	Tamarick Vanover (2 KRs, 1 PR)	1995
3	Dante Hall (2 PRs, 1 KR)	2002
3	Tyreek Hill (2 PRs, 1 KR)	2016
2	Eight players tied	
	Last;Dexter McCluster (2 PRs)	2013

Most Safeties, Career

3	Derrick Thomas	1989-98
2	Bill Maas	1984-92
2	Dan Saleaumua	1989-96
1	Buck Buchanan	1963-75
1	Willie Lanier	1967-77
1	John Lohmeyer	1973, ’75-77
1	Ed Beckman	1977-84
1	Dino Hackett	1986-92
1	Albert Lewis	1983-93
1	Rob McGovern	1989-90
1	Joe Phillips	1992-97
1	Mikhael Ricks	2000-01
1	Bernard Pollard	2006-08
1	Tamba Hali	2006-16
1	Justin Houston	2011-18
1	D.J. Alexander	2015-16
1	Chris Jones	2016-23
1	Frank Clark	2019-22

Most Safeties, Season

1	Buck Buchanan	1968
1	Willie Lanier	1974
1	John Lohmeyer	1976
1	Ed Beckman	1978
1	Dino Hackett	1988
1	Albert Lewis	1988
1	Bill Maas	1988, ’90
1	Rob McGovern	1989
1	Dan Saleaumua	1991, ’96
1	Derrick Thomas	1994, ’97, ’98
1	Joe Phillips	1997
1	Mikhael Ricks	2001
1	Bernard Pollard	2007
1	Tamba Hali	2009
1	Justin Houston	2012
1	D.J. Alexander	2015
1	Chris Jones	2020
1	Frank Clark	2022

TWO-POINT CONVERSIONS

Most Two-Point Conversions, Career

6	Travis Kelce	2013-25
3	Tony Gonzalez	1997-08
3	Patrick Mahomes	2017-25
2	Bo Dickinson	1960-61
2	Curtis McClinton	1962-69
2	Jerrel Wilson	1963-77
2	Reg Carolan	1964-68
2	Trent Green	2001-06
2	Eddie Kennison	2001-07

Most Two-Point Conversions, Season

2	Bo Dickinson	1961
2	Travis Kelce	2015

Most Two-Point Conversion Passes, Career

9	Patrick Mahomes	2017-25
8	Len Dawson	1962-75
4	Trent Green	2001-06
4	Alex Smith	2013-17
2	Randy Duncan	1961
2	Elvis Grbac	1997-00

RUSHING

RUSHING ATTEMPTS

Most Seasons Leading League in Rushing

1	Abner Haynes	1960
1	Christian Okoye	1989
1	Priest Holmes	2001
1	Kareem Hunt	2017

Most Rushing Attempts, Career

1,375	Larry Johnson	2003-09
1,332	Jamaal Charles	2008-16
1,321	Priest Holmes	2001-07
1,246	Christian Okoye	1987-92
1,157	Ed Podolak	1969-77

Most Rushing Attempts, Season

*416	Larry Johnson	2006
370	Christian Okoye	1989
336	Larry Johnson	2005
327	Priest Holmes	2001
320	Priest Holmes	2003

*NFL RECORD

Most Rushing Attempts, Consecutive Seasons

752	Larry Johnson (336, 416)	2005-06
640	Priest Holmes (327, 313)	2001-02
633	Priest Holmes (313, 320)	2002-03
615	Christian Okoye (370, 245)	1989-90
574	Larry Johnson (416, 158)	2006-07

Most Rushing Attempts, Rookie, Season

272	Kareem Hunt	2017
234	Joe Delaney	1981
181	Clyde Edwards-Helaire	2020
174	Robert Holmes	1968
170	Isiah Pacheco	2022

Most Rushing Attempts, Game

39	Larry Johnson vs. Seattle	Oct. 29, 2006
38	Christian Okoye at Green Bay	Dec. 10, 1989
37	Christian Okoye vs. Seattle	Nov. 5, 1989
36	Larry Johnson at Houston	Nov. 20, 2005
35	Barry Word vs. L.A. Raiders	Dec. 22, 1991

RUSHING YARDS

Most Rushing Yards, Career

7,260	Jamaal Charles	2008-16
6,070	Priest Holmes	2001-07
6,015	Larry Johnson	2003-09
4,897	Christian Okoye	1987-92
4,451	Ed Podolak	1969-77

Most Rushing Yards, Season (All 1,000+)

1,789	Larry Johnson	2006
1,750	Larry Johnson	2005
1,615	Priest Holmes	2002
1,555	Priest Holmes	2001
1,509	Jamaal Charles	2012
1,480	Christian Okoye	1989
1,467	Jamaal Charles	2010
1,420	Priest Holmes	2003
1,327	Kareem Hunt	2017
1,287	Jamaal Charles	2013
1,121	Joe Delaney	1981
1,120	Jamaal Charles	2009
1,087	Mike Garrett	1967
1,053	Tony Reed	1978
1,049	Abner Haynes	1962
1,033	Jamaal Charles	2014
1,031	Christian Okoye	1991
1,015	Barry Word	1990

Most Rushing Yards, Consecutive Seasons

3,539	Larry Johnson (1,750, 1,789)	2005-06
3,170	Priest Holmes (1,555, 1,615)	2001-02
3,035	Priest Holmes (1,615, 1,420)	2002-03
2,796	Jamaal Charles (1,509, 1,287)	2012-13
2,348	Larry Johnson (1,789, 559)	2006-07

Most Rushing Yards, Rookie, Season

1,327	Kareem Hunt	2017
1,121	Joe Delaney	1981
875	Abner Haynes	1960
866	Robert Holmes	1968
830	Isiah Pacheco	2022

Most Rushing Yards, Game (All 200+)

259	Jamaal Charles at Denver	Jan. 3, 2010
233	Jamaal Charles at New Orleans	Sept. 23, 2012
226	Jamaal Charles vs. Indianapolis	Dec. 23, 2012
211	Larry Johnson at Houston	Nov. 20, 2005
201	Larry Johnson vs. Cincinnati	Jan. 1, 2006
200	Barry Word at Detroit	Oct. 14, 1990

Most Rushing Yards, Rookie, Game (All 150+)

193	Joe Delaney vs. Houston	Nov. 15, 1981
172	Kareem Hunt at Los Angeles Chargers	Sept. 24, 2017
161	Mike Garrett at San Diego	Dec. 18, 1966
161	Clyde Edwards-Helaire at Buffalo	Oct. 19, 2020
158	Robert Holmes at Cincinnati	Nov. 10, 1968
157	Abner Haynes at N.Y. Titans	Nov. 24, 1960
155	Kareem Hunt vs. Los Angeles Chargers	Dec. 16, 2017
150	Kolby Smith vs. Oakland	Nov. 25, 2007

Most Rushing Yards, Consecutive Games (All 300+)

361	J. Charles (102, 259)	Dec. 27, 2009 - Jan. 3, 2010
343	Larry Johnson (132, 211)	Nov. 13-20, 2005
332	L. Johnson (131, 201)	Dec. 24, 2005 - Jan. 1, 2006
330	Larry Johnson (211, 119)	Nov. 20-27, 2005
327	Larry Johnson (155, 172)	Oct. 29 - Nov. 5, 2006
321	Jamaal Charles (233, 88)	Sept. 23-30, 2012
319	Larry Johnson (121, 198)	Sept. 21-28, 2008
311	Larry Johnson (154, 157)	Nov. 19-23, 2006
310	Priest Holmes (197, 113)	Nov. 24 - Dec. 1, 2002
310	Larry Johnson (143, 167)	Dec. 11-17, 2005
301	Priest Holmes (104, 197)	Nov. 17-24, 2002

Most Rushing Yards vs. One Opponent, Season

327	Kareem Hunt vs. Los Angeles Chargers (172, 155)	2017
315	Jamaal Charles vs. Denver (56, 259)	2009
289	Larry Johnson vs. Oakland (154, 135)	2006
283	Larry Johnson vs. Denver (126, 157)	2006
282	Christian Okoye vs. Seattle (156, 126)	1989

Most Games, 100 or More Rushing Yards, Career

30	Larry Johnson	2003-09
24	Priest Holmes	2001-07
23	Jamaal Charles	2008-16
14	Christian Okoye	1987-92
13	Abner Haynes	1960-65

Most Games, 100 or More Rushing Yards, Season

11	Larry Johnson	2006
10	Larry Johnson	2005
9	Priest Holmes	2002
8	Christian Okoye	1989
7	Priest Holmes	2001
7	Jamaal Charles	2012

Most Games, 100 or More Rushing Yards, Rookie, Season

6	Kareem Hunt	2017
5	Joe Delaney	1981
3	Curtis McClinton	1962
2	Abner Haynes	1960
2	Mike Garrett	1966
2	Robert Holmes	1968
2	Woody Green	1974
2	Clyde Edwards-Helaire	2020

Most Consecutive Games, 100 or More Rushing Yards

9	Larry Johnson	Nov. 6, 2005 - Jan. 1, 2006
5	Priest Holmes	Nov. 17 - Dec. 15, 2002
4	Larry Johnson	Nov. 19 - Dec. 10, 2006
4	Jamaal Charles	Dec. 13, 2009 - Jan. 3 2010
3	Joe Delaney	Oct. 4 - Oct. 18, 1981
3	Christian Okoye	Sept. 24 - Oct. 8, 1989
3	Christian Okoye	Oct. 22 - Nov. 5, 1989
3	Larry Johnson	Dec. 5 - Dec. 19, 2004
3	Larry Johnson	Oct. 22 - Nov. 5, 2006
3	Jamaal Charles	Nov. 25 - Dec. 9, 2012
3	Kareem Hunt	Sept.24 - Oct. 8, 2017

Longest Run From Scrimmage

91(TD)	Jamaal Charles at New Orleans	Sept. 23, 2012
91(TD)	Damien Williams vs. Minnesota	Nov. 3, 2019
86(TD)	Jamaal Charles vs. Indianapolis	Dec. 23, 2012
84(TD)	Ted McKnight at Seattle	Sept. 30, 1979
84(TD)	Damien Williams vs. L.A. Chargers	Dec. 29, 2019
82(TD)	Joe Delaney vs. Denver	Oct. 18, 1981
82(TD)	Derrick Alexander vs. Pittsburgh	Dec. 12, 1999
80(TD)	Abner Haynes at N.Y. Jets	Nov. 29, 1964
80(TD)	Warren McVea vs. Cincinnati	Oct. 26, 1969
80	Jamaal Charles at St. Louis	Dec. 19, 2010
80(TD)	Jamaal Charles at Cleveland	Dec. 9, 2012

Most Rushing Yards, QB, Career

2,650	Patrick Mahomes	2017-25
1,672	Alex Smith	2013-17
1,253	Len Dawson	1962-75
712	Steve Fuller	1979-82
692	Trent Green	2001-06

Most Rushing Yards, QB, Season

498	Alex Smith	2015
431	Alex Smith	2013
407	Patrick Mahomes	2025
389	Patrick Mahomes	2023
386	Tyler Thigpen	2008
381	Patrick Mahomes	2021

Most 10+ Yard Rushes, Career

196	Jamaal Charles	2008-16
190	Priest Holmes	2001-07
148	Larry Johnson	2003-09
102	Patrick Mahomes	2017-25
71	Marcus Allen	1993-97

Most 10+ Yard Rushes, Season

53	Priest Holmes	2002
52	Priest Holmes	2001
49	Larry Johnson	2006
47	Larry Johnson	2005
45	Jamaal Charles	2010

Most 10+ Yard Rushes, Game

10	Priest Holmes at Oakland	Dec. 9, 2001
9	Priest Holmes at Seattle	Nov. 24, 2002
7	Larry Johnson at N.Y. Giants	Dec. 17, 2005
7	Jamaal Charles vs. Buffalo	Oct. 31, 2010
6	13 times	
	Last; Kareem Hunt at L.A. Chargers	Sept. 24, 2017

Highest Rushing Average, Career (400 attempts)

5.45	Jamaal Charles (1,332-7,260)	2008-16
4.80	Abner Haynes (794-3,814)	1960-64
4.75	Kareem Hunt (453-2,151)	2017-18
4.60	Priest Holmes (1,321-6,070)	2001-07
4.57	Kimble Anders (495-2,261)	1991-00

Highest Rushing Average, Season (100 attempts)

6.38	Jamaal Charles (230-1,467)	2010
6.03	Ted McKnight (104-627)	1978
5.89	Jamaal Charles (190-1,120)	2009
5.61	Abner Haynes (156-875)	1960
5.49	Mack Lee Hill (105-576)	1964

Highest Rushing Average, Game (10 attempts)

14.27	A. Haynes at N.Y. Titans (11-157)	Nov. 24, 1960
12.25	T. McKnight at Seattle (12-147)	Sept. 30, 1979
11.58	E. Podolak vs. Denver (12-139)	Dec. 6, 1970
11.45	J. Charles at St. Louis (11-126)	Dec. 19, 2010
11.29	A. Haynes vs. Oakland (14-158)	Nov. 26, 1961

RUSHING TOUCHDOWNS

Most Rushing Touchdowns, Career

76	Priest Holmes	2001-07
55	Larry Johnson	2003-09
44	Marcus Allen	1993-97
43	Jamaal Charles	2008-16
40	Christian Okoye	1987-92

Most Rushing Touchdowns, Season

27	Priest Holmes	2003
21	Priest Holmes	2002
20	Larry Johnson	2005
17	Larry Johnson	2006
14	Priest Holmes	2004

Most Rushing Touchdowns, Consecutive Seasons

48	Priest Holmes (21, 27)	2002-03
41	Priest Holmes (27, 14)	2003-04
37	Larry Johnson (20, 17)	2005-06
29	Priest Holmes (8, 21)	2001-02
29	Larry Johnson (9, 20)	2004-05

Most Rushing Touchdowns, Game

4	Abner Haynes vs. Oakland	Nov. 26, 1961
4	Priest Holmes at Cleveland	Sept. 8, 2002
4	Priest Holmes vs. Atlanta	Oct. 24, 2004
4	Derrick Blaylock vs. Atlanta	Oct. 24, 2004
3	Jack Spikes vs. Houston	Oct. 1, 1961
3	Frank Jackson vs. Denver	Dec. 10, 1961
3	Abner Haynes vs. Boston	Sept. 8, 1962
3	Bert Coan at Denver	Oct. 23, 1966
3	Ed Podolak at Detroit	Nov. 25, 1971
3	Ed Podolak vs. Cleveland	Dec. 12, 1976
3	Billy Jackson at Oakland	Oct. 25, 1981
3	Marcus Allen at Seattle	Dec. 5, 1993
3	Donnell Bennett at Philadelphia	Sept. 27, 1998
3	Bam Morris at San Diego	Nov. 22, 1998
3	Priest Holmes vs. Denver	Oct. 20, 2002
3	Priest Holmes vs. Pittsburgh	Sept. 14, 2003
3	Priest Holmes vs. Buffalo	Oct. 26, 2003
3	Priest Holmes vs. Detroit	Dec. 14, 2003
3	Priest Holmes at Minnesota	Dec. 20, 2003
3	Priest Holmes at Denver	Sept. 12, 2004
3	Priest Holmes vs. Indianapolis	Oct. 31, 2004
3	Larry Johnson at Dallas	Dec. 11, 2005
3	Larry Johnson vs. Cincinnati	Jan. 1, 2006
3	Larry Johnson vs. Seattle	Oct. 29, 2006
3	Larry Johnson vs. Jacksonville	Dec. 31, 2006
3	Jamaal Charles at Green Bay	Sept. 28, 2015

Most Rushing Touchdowns, Consecutive Games

7	Priest Holmes	Oct. 24-31, 2004

6	Priest Holmes	Dec. 14-20, 2003
5	Priest Holmes, 6 times	Last; Dec. 20-28, 2003
5	Kareem Hunt	Oct. 7-Nov. 4, 2024
5	Larry Johnson, 3 times	Last; Oct. 22-29, 2006

Most Consecutive Games With Rushing Touchdown

11	Priest Holmes	Sept. 22 - Dec. 8, 2002
8	Priest Holmes	Nov. 23, 2003 - Sept. 19, 2004
8	Larry Johnson	Nov. 28, 2004 - Sept. 18, 2005
7	Larry Johnson	Nov. 20, 2005 - Jan. 1, 2006
7	Larry Johnson	Oct. 15 - Nov. 23, 2006

Most Rushing Touchdowns, Rookie, Season

10	Billy Jackson	1981
9	Abner Haynes	1960
8	Kareem Hunt	2017
7	Robert Holmes	1968
6	Mike Garrett	1966

Most Rushing Touchdowns, QB, Career

18	Patrick Mahomes	2017-25
10	Alex Smith	2013-17
9	Len Dawson	1962-75
7	Mike Livingston	1968-79
6	Pete Beathard	1964-73
6	Rich Gannon	1995-98

Most Rushing Touchdowns, QB, Season

5	Steve Bono	1995
5	Alex Smith	2016
4	Pete Beathard	1965
4	Steve Fuller	1980
4	Patrick Mahomes	2022

PASSING

PASSER RATING

Most Seasons Leading League in Passer Rating

4	Len Dawson	1962, 1964, 1966, 1968
1	Alex Smith	2017

Highest Passer Rating Career (1,000 attempts)

101.0	Patrick Mahomes	2017-25
94.8	Alex Smith	2013-17
87.3	Trent Green	2001-06
83.2	Len Dawson	1962-75
81.8	Steve DeBerg	1988-91

Highest Passer Rating, Season (200 attempts) (All 100+)

113.8	Patrick Mahomes	2018
108.2	Patrick Mahomes	2020
105.3	Patrick Mahomes	2019
105.2	Patrick Mahomes	2022
104.7	Alex Smith	2017
101.9	Len Dawson	1966

Highest Passer Rating, Rookie, Season

112.3	Todd Blackledge	1983
76.4	Patrick Mahomes	2017
66.7	Hunter Enis	1960
55.8	Steve Fuller	1979

Highest Passer Rating, Game (20 attempts) (All 150.0+)

158.3	Trent Green vs. Detroit	Dec. 14, 2003
158.3	Alex Smith at Oakland	Dec. 15, 2013
156.6	Steve Bono at Seattle	Sept. 3, 1995
154.8	Patrick Mahomes at Pittsburgh	Sept. 16, 2018
154.3	Trent Green at Washington	Sept. 30, 2001

Most 100.0+ Passer Rating Games, Career (Min. 20 Atts.)

60	Patrick Mahomes	2017-25
30	Len Dawson	1962-75
29	Alex Smith	2013-17
27	Trent Green	2001-06
19	Steve DeBerg	1988-91

Most 100.0+ Passer Rating Games, Season

13	Patrick Mahomes	2018
10	Steve DeBerg	1990
10	Patrick Mahomes	2022
9	Alex Smith	2017
9	Patrick Mahomes	2020

PASSES ATTEMPTED

Most Passes Attempted, Career

4,645	Patrick Mahomes	2017-25
3,696	Len Dawson	1962-75
2,777	Trent Green	2001-06
2,436	Alex Smith	2013-17
2,430	Bill Kenney	1979-88

Most Passes Attempted, Season (All 500+)

658	Patrick Mahomes	2021
648	Patrick Mahomes	2022
603	Bill Kenney	1983
597	Patrick Mahomes	2023
588	Patrick Mahomes	2020
581	Patrick Mahomes	2024
580	Patrick Mahomes	2018
568	Patrick Mahomes	2023
556	Trent Green	2004
547	Elvis Grbac	2000
523	Trent Green	2001
523	Trent Green	2003
520	Steve Bono	1995
508	Alex Smith	2013
507	Trent Green	2005
505	Alex Smith	2017

Most Passes Attempted, Consecutive Seasons

1,306	Patrick Mahomes (658, 648)	2021-22
1,246	Patrick Mahomes (588, 658)	2020-21
1,245	Patrick Mahomes (648, 597)	2022-23
1,178	Patrick Mahomes (597, 581)	2023-24
1,079	Trent Green (523, 556)	2003-04
1,072	Patrick Mahomes (484, 588)	2019-20

Most Passes Attempted, Rookie, Season

270	Steve Fuller	1979
54	Hunter Enis	1960
35	Patrick Mahomes	2017
34	Todd Blackledge	1983

Most Passes Attempted, Game (All 50+)

68	Patrick Mahomes vs. Tennessee	Nov. 6, 2022
55	Joe Montana at San Diego	Oct. 9, 1994
55	Steve Bono at Miami	Dec. 12, 1994
54	Joe Montana at Denver	Oct. 17, 1994
54	Steve Bono at San Diego	Sept. 29, 1996
54	Patrick Mahomes vs. Buffalo	Oct. 10, 2021
53	Elvis Grbac at Oakland	Nov. 5, 2000
53	Trent Green at San Diego	Jan. 2, 2005
53	Matt Cassel at Denver	Nov. 14, 2010
53	Patrick Mahomes vs. Baltimore	Dec. 9, 2018
52	Bill Kenney at Denver	Oct. 30, 1983
50	Bill Kenney vs. Buffalo	Nov. 30, 1986
50	Steve DeBerg at Cleveland	Nov. 24, 1991
50	Rich Gannon at Jacksonville	Nov. 9, 1997
50	Alex Smith at Pittsburgh	Oct. 2, 2016
50	Patrick Mahomes at Tennessee	Nov. 10, 2019
50	Patrick Mahomes at Las Vegas	Nov. 14, 2021

PASSES COMPLETED

Most Passes Completed, Career

3,077	Patrick Mahomes	2017-25
2,115	Len Dawson	1962-75
1,720	Trent Green	2001-06
1,587	Alex Smith	2013-17
1,330	Bill Kenney	1979-88

Most Passes Completed, Season (All 300+)

436	Patrick Mahomes (658 att.)	2021
435	Patrick Mahomes (648 att.)	2022
401	Patrick Mahomes (597 att.)	2023
392	Patrick Mahomes (581 att.)	2024
390	Patrick Mahomes (588 att.)	2020
383	Patrick Mahomes (580 att.)	2018
369	Trent Green (556 att.)	2004
346	Bill Kenney (603 att.)	1983
341	Alex Smith (505 att.)	2017
330	Trent Green (523 att.)	2003
328	Alex Smith (489 att.)	2016
326	Elvis Grbac (547 att.)	2000
319	Patrick Mahomes (484 att.)	2019
317	Trent Green (507 att.)	2005
308	Alex Smith (508 att.)	2013
307	Alex Smith (470 att.)	2015
303	Alex Smith (464 att.)	2014

Most Passes Completed, Consecutive Seasons (All 600+)

871	Patrick Mahomes (436, 435)	2021-22
836	Patrick Mahomes (435, 401)	2022-23
826	Patrick Mahomes (390, 436)	2020-21
793	Patrick Mahomes (401, 392)	2023-24

709	Patrick Mahomes (319, 390)	2019-20
702	Patrick Mahomes (383, 319)	2018-19
699	Trent Green (330, 369)	2003-04
686	Trent Green (369, 317)	2004-05
686	Patrick Mahomes (383, 303)	2018-19
669	Alex Smith (328, 341)	2016-17
635	Alex Smith (307, 328)	2015-16
620	Elvis Grbac (294, 326)	1999-00
617	Trent Green (287, 330)	2002-03
611	Alex Smith (308, 303)	2013-14
610	Alex Smith (303, 307)	2014-15

Most Passes Completed, Rookie, Season

146	Steve Fuller	1979
30	Hunter Enis	1960
22	Patrick Mahomes	2017
20	Todd Blackledge	1983

Most Passes Completed, Game (All 33+)

43	Patrick Mahomes vs. Tennessee	Nov. 6, 2022
39	Elvis Grbac at Oakland	Nov. 5, 2000
37	Joe Montana at San Diego	Oct. 9, 1994
37	Patrick Mahomes at Tampa Bay	Nov. 29, 2020
36	Patrick Mahomes at Tennessee	Nov. 10, 2019
36	Patrick Mahomes at Houston	Dec. 18, 2022
35	Patrick Mahomes at Baltimore	Dec. 9, 2018
35	Patrick Mahomes at Las Vegas	Nov. 14, 2021
34	Joe Montana at Denver	Oct. 17, 1994
34	Trent Green at Denver	Dec. 7, 2003
34	Alex Smith vs. San Diego	Sept. 11, 2016
34	Patrick Mahomes at Las Vegas	Nov. 22, 2020
33	Steve Bono at Miami	Dec. 12, 1994
33	Trent Green at San Diego	Jan. 2, 2005
33	Matt Cassel at Denver	Nov. 14, 2010
33	Patrick Mahomes at L.A. Rams	Nov. 19, 2018
33	Patrick Mahomes vs. Buffalo	Oct. 10, 2021

Most Consecutive Passes Completed

21	Patrick Mahomes at HOU (20), vs. SEA (1)	Dec. 18 - Dec. 24, 2022
15	Len Dawson at Houston	Sept. 9, 1967
15	Bill Kenney vs. SD (13), at WAS (2)	Sept. 12 - Sept. 18, 1983
15	Alex Smith at Oakland	Oct. 16, 2016
15	Alex Smith at Atlanta	Dec. 4, 2016

Most Seasons Leading League in Completion Percentage

*8	Len Dawson	1962, ’64-69, ’75

*NFL RECORD

Most Consecutive Seasons Leading League in Completion Percentage

*6	Len Dawson	1964-69

*NFL RECORD

Highest Completion Percentage, Career (1,000 attempts)

66.24	Patrick Mahomes (4,645-3,077)	2017-25
65.15	Alex Smith (2,436-1,587)	2013-17
61.94	Trent Green (2,777-1,720)	2001-06
57.95	Elvis Grbac (1,548-897)	1997-00
57.80	Steve DeBerg (1,616-934)	1988-91

Highest Completion Percentage, Season (100 attempts)

67.52	Alex Smith (505-341)	2017
67.50	Patrick Mahomes (581-392)	2024
67.17	Patrick Mahomes (597-401)	2023
67.13	Patrick Mahomes (648-435)	2022
67.08	Alex Smith (489-328)	2016
66.43	Len Dawson (140-93)	1975

Highest Completion Percentage, Rookie, Season

62.86	Patrick Mahomes (35-22)	2017
58.82	Todd Blackledge (34-20)	1983
55.56	Hunter Enis (54-30)	1960
54.07	Steve Fuller (270-146)	1979

Highest Completion Percentage, Game (20 attempts)

87.80	Patrick Mahomes at Houston (41-36)	Dec. 18, 2022
86.36	Alex Smith at Oakland (22-19)	Oct. 16, 2016
86.21	Alex Smith vs. St. Louis (29-25)	Oct. 26, 2014
85.00	Alex Smith at Oakland (20-17)	Dec. 15, 2013
84.00	Alex Smith at Baltimore (25-21)	Dec. 20, 2015
84.00	Alex Smith at Atlanta (25-21)	Dec. 4, 2016

PASSING YARDS

Most Passing Yards, Career (All 10,000+)

35,750	Patrick Mahomes	2017-25
28,507	Len Dawson	1962-75
21,459	Trent Green	2001-06
17,608	Alex Smith	2013-17
17,277	Bill Kenney	1979-88
11,873	Steve DeBerg	1988-91
11,295	Mike Livingston	1968-79
10,642	Elvis Grbac	1997-00

Most Passing Yards, Season (All 4,000+)

5,250	Patrick Mahomes	2022
5,097	Patrick Mahomes	2018
4,839	Patrick Mahomes	2021
4,740	Patrick Mahomes	2020
4,591	Trent Green	2004
4,348	Bill Kenney	1983
4,183	Patrick Mahomes	2023
4,169	Elvis Grbac	2000
4,042	Alex Smith	2017
4,039	Trent Green	2003
4,031	Patrick Mahomes	2019
4,014	Trent Green	2005

Most Passing Yards, Consecutive Seasons

10,089	Patrick Mahomes (4,839, 5,250)	2021-22
9,579	Patrick Mahomes (4,740, 4,839)	2020-21
9,433	Patrick Mahomes (5,250, 4,183)	2022-23
9,128	Patrick Mahomes (5,097, 4,031)	2018-19
8,771	Patrick Mahomes (4,031, 4,740)	2019-20
8,630	Trent Green (4,039, 4,591)	2003-04
8,605	Trent Green (4,591, 4,014)	2004-05

Most Passing Yards, Rookie, Season

1,484	Steve Fuller	1979
357	Hunter Enis	1960
284	Patrick Mahomes	2017
259	Todd Bleckledge	1983

Most Passing Yards, Game (All 400+)

504	Elvis Grbac at Oakland	Nov. 5, 2000
478	Patrick Mahomes at L.A. Rams	Nov. 19, 2018
469	Matt Cassel at Denver	Nov. 14, 2010
462	Patrick Mahomes at Tampa Bay	Nov. 29, 2020
446	Patrick Mahomes at Tennessee	Nov. 10, 2019
446	Patrick Mahomes vs. Tennessee	Nov. 6, 2022
443	Patrick Mahomes at Oakland	Sept. 15, 2019
435	Len Dawson vs. Denver	Nov. 1, 1964
424	Patrick Mahomes vs. L.A. Chargers	Oct. 22, 2023
423	Patrick Mahomes at San Francisco	Oct. 23, 2022
416	Patrick Mahomes vs. N.Y. Jets	Nov. 1, 2020
411	Bill Kenney at San Diego	Dec. 11, 1983
410	Patrick Mahomes at L.A. Chargers	Dec. 16, 2021
406	Patrick Mahomes at Las Vegas	Nov. 14, 2021
400	Trent Green at Green Bay	Oct. 12, 2003

Most Games, 300 Yards Passing, Career

50	Patrick Mahomes	2017-25
24	Trent Green	2001-06
15	Bill Kenney	1979-88
9	Len Dawson	1962-75
8	Alex Smith	2013-17

Most Games, 300 Yards Passing, Season

10	Patrick Mahomes	2018
10	Patrick Mahomes	2022
9	Patrick Mahomes	2020
8	Trent Green	2004
7	Bill Kenney	1983
7	Patrick Mahomes	2019

Most Consecutive Games, 300 Yards Passing, Season

8	Patrick Mahomes	2018
6	Patrick Mahomes	2020
6	Patrick Mahomes	2022
5	Patrick Mahomes	2019
4	Bill Kenney	1983
4	Trent Green	2004

Longest Pass Completion (All TDs)

*99	Trent Green vs. San Diego (to Marc Boerigter)	Dec. 22, 2002
93	Mike Livingston vs. Miami (to Otis Taylor for 79 yards, lateral to Robert Holmes for 14 yards)	Oct. 19, 1969
92	Len Dawson at Denverr (to Tommy Brooker)	Nov. 18, 1962
92	Len Dawson at Oakland (to Gloster Richardson)	Nov. 3, 1968
90	Len Dawson vs. Boston (to Frank Pitts)	Nov. 17, 1968
90	Steve DeBerg vs. San Diego (to J.J. Birden)	Nov. 18, 1990

*NFL RECORD

Most 20+ Yard Passes, Career

502	Patrick Mahomes	2017-25
274	Trent Green	2001-06
215	Alex Smith	2013-17
133	Elvis Grbac	1997-00
122	Matt Cassel	2009-12

Most 20+ Yard Passes, Season

75	Patrick Mahomes	2018
73	Patrick Mahomes	2022
67	Patrick Mahomes	2020
59	Trent Green	2004
58	Patrick Mahomes	2021

Most 20+ Yard Passes, Game

9	Matt Cassel at Denver	Nov. 14, 2010
9	Patrick Mahomes at L.A. Rams	Nov. 19, 2018
8	Patrick Mahomes at Oakland	Sept. 15, 2019
8	Patrick Mahomes at Miami	Dec. 13, 2020
7	Dave Krieg at L.A. Raiders	Dec. 6, 1992
7	Rich Gannon at San Diego	Nov. 22, 1998
7	Elvis Grbac at Oakland	Nov. 5, 2000
7	Trent Green at Arizona	Oct. 21, 2001
7	Trent Green vs. Indianapolis	Oct. 31, 2004
7	Alex Smith at New York Jets	Dec. 3, 2017
7	Patrick Mahomes at Cleveland	Nov. 4, 2018
7	Patrick Mahomes vs. Las Vegas	Oct. 11, 2020
7	Patrick Mahomes vs. Carolina	Nov. 8, 2020
7	Patrick Mahomes at Tampa Bay	Nov. 29, 2020
7	Patrick Mahomes at Los Angeles Chargers	Dec. 16, 2021
7	Patrick Mahomes at San Francisco	Oct. 23, 2022
6	22 times; Last P. Mahomes at Denver	Dec. 11, 2022

Most Seasons Leading League in Passing Average

3	Len Dawson	1962, ’66, ’68

Highest Passing Average, Career (1,000 attempts)

7.73	Trent Green (2,777-21,459)	2001-06
7.71	Len Dawson (3,696-28,507)	1962-75
7.70	Patrick Mahomes (4,645-35,750)	2017-25
7.35	Steve DeBerg (1,616-11,873)	1988-91
7.23	Alex Smith (2,436-17,608)	2013-17

Highest Passing Average, Season (Qualifiers: 224 attempts/16 G; 238 attemps/17 G)

9.42	Len Dawson (224-2,109)	1968
8.90	Len Dawson (310-2,759)	1962
8.90	Len Dawson (284-2,527)	1966
8.79	Patrick Mahomes (580-5,097)	2018
8.33	Patrick Mahomes (484-4,031)	2019

Highest Passing Average, Game (20 attempts)

15.76	S. DeBerg at New England (21-331)	Dec. 2, 1990
14.35	A. Smith at Oakland (20-287)	Dec. 15, 2013
13.90	T. Green vs. Denver (21-292)	Dec. 16, 2001
13.85	S. DeBerg at L.A. Raiders (20-277)	Dec. 22, 1991
13.64	T. Green vs. Detroit (25-341)	Dec. 14, 2003

TOUCHDOWN PASSES

Most Seasons Leading League in Touchdown Passes

*4	Len Dawson	1962, ’63, ’65, ’66
2	Patrick Mahomes	2018, 22'

*NFL RECORD

Most Touchdown Passes, Career

267	Patrick Mahomes	2017-25
237	Len Dawson	1962-75
118	Trent Green	2001-06
105	Bill Kenney	1979-88
102	Alex Smith	2013-17

Most Touchdown Passes, Season

50	Patrick Mahomes	2018
41	Patrick Mahomes	2022
38	Patrick Mahomes	2020
37	Patrick Mahomes	2021
30	Len Dawson	1964

Most Touchdown Passes, Consecutive Seasons

78	Patrick Mahomes (37, 41)	2021-22
76	Patrick Mahomes (50, 26)	2018-19
75	Patrick Mahomes (38, 37)	2020-21
68	Patrick Mahomes (41, 27)	2022-23
64	Patrick Mahomes (26, 38)	2019-20
56	Len Dawson (26, 30)	1963-64
55	Len Dawson (29, 26)	1962-63

Most Touchdown Passes, Rookie, Season

6	Steve Fuller	1979
3	Todd Blackledge	1983
1	Hunter Enis	1960
1	Pete Beathard	1964

Most Touchdown Passes, Game

6	Len Dawson vs. Denver	Nov. 1, 1964
6	Patrick Mahomes	2 times
	Last; at L.A. Rams	Nov. 19, 2018
5	Len Dawson	2 times
	Last; vs. Miami	Oct. 8, 1967
5	Elvis Grbac vs. San Diego	Sept. 17, 2000
5	Trent Green vs. Miami	Sept. 29, 2002
5	Alex Smith at Oakland	Dec. 15, 2013
5	Patrick Mahomes	4 times
	Last; at Arizona	Sept. 11, 2022

Most Consecutive Games, Touchdown Passes

31	Patrick Mahomes	Oct. 6, 2019 - Oct. 17, 2021
29	Patrick Mahomes	Dec. 12, 2021 - Oct. 22, 2023
15	Elvis Grbac	Nov. 28, 1999 - Nov. 5, 2000
14	Len Dawson	Oct. 17, 1965 - Oct. 8, 1966
14	Patrick Mahomes	Oct. 14, 2018 - Sept. 22, 2019

INTERCEPTIONS

Most Consecutive Passes, None Intercepted

312	Alex Smith (Sept. 28 - Dec. 13, 2015)
297	Alex Smith (Jan. 1 - Nov. 5, 2017)
233	Steve DeBerg (Oct. 7 - Dec. 16, 1990)
233	Patrick Mahomes (Dec. 16, 2021 - Sept. 25, 2022)
219	Patrick Mahomes (Dec. 30, 2018 - Oct. 13, 2019)

Most Passes Had Intercepted, Career

178	Len Dawson	1962-75
86	Bill Kenney	1979-88
85	Trent Green	2001-06
84	Patrick Mahomes	2017-25
83	Mike Livingston	1968-79

Most Attempts, No Interceptions, Game (All 43+)

53	Matt Cassel at Denver	Nov. 14, 2010
50	Patrick Mahomes at Tennessee	Nov. 10, 2019
50	Patrick Mahomes at Las Vegas	Nov. 14, 2021
49	Patrick Mahomes at Tampa Bay	Nov. 29, 2020
47	Trent Green at Denver	Dec. 7, 2003
47	Patrick Mahomes at L.A. Chargers	Sept. 20, 2020
47	Patrick Mahomes at New Orleans	Dec. 20, 2020
45	Bill Kenney at L.A. Raiders	Oct. 9, 1983
45	Steve DeBerg at Denver	Sept. 17, 1990
45	Trent Green at Green Bay	Oct. 12, 2003
45	Alex Smith at Denver	Nov. 17, 2013
45	Alex Smith at Pittsburgh	Dec. 21, 2014
45	Alex Smith at Cincinnati	Oct. 4, 2015
45	Patrick Mahomes at Denver	Oct. 1, 2018
45	Patrick Mahomes vs. Carolina	Nov. 8, 2020
44	Trent Green at Denver	Sept. 26, 2005
44	Alex Smith at Denver	Nov. 27, 2016
44	Patrick Mahomes at Oakland	Sept. 15, 2019
44	Patrick Mahomes at Denver	Jan. 8, 2022
43	Bill Kenney at Houston	Oct. 23, 1983
43	Rich Gannon at Denver	Dec. 6, 1998
43	Trent Green at San Diego	Oct. 30, 2005
43	Brodie Croyle at N.Y. Jets	Dec. 30, 2007
43	Patrick Mahomes vs. Las Vegas	Oct. 10, 2022
43	Trent Green at Denver	Dec. 15, 2002

Most Passes Had Intercepted, Season

24	Trent Green	2001
23	Cotton Davidson	1961
19	Len Dawson	1963
18	Len Dawson	1964
18	Bill Kenney	1983

Most Passes Had Intercepted, Rookie, Season

14	Steve Fuller	1979
2	Hunter Enis	1960
2	Pete Beathard	1964
2	Brodie Croyle	2006
1	Tyler Thigpen	2007
1	Patrick Mahomes	2017

Most Interceptions, Game

6	Todd Blackledge vs. L.A. Rams	Oct. 20, 1985
5	Cotton Davidson at Houston	Oct. 16, 1960
5	Len Dawson vs. Oakland	Nov. 23, 1969
5	Mike Livingston vs. Pittsburgh	Oct. 13, 1974
5	Bill Kenney vs. San Diego	Sept. 20, 1981
5	Steve DeBerg at San Diego	Sept. 24, 1989

Lowest Percentage, Passes Had Intercepted, Career (1,000 att)

1.35	Alex Smith (2,436-33)	2013-17
1.81	Patrick Mahomes (4,645-84)	2017-25
2.51	Steve Bono (1,075-27)	1994-96
2.96	Matt Cassel (1,489-44)	2009-12
3.04	Elvis Grbac (1,548-47)	1997-00

Lowest Percentage, Passes Had Intercepted, Season (300 att)

0.90	Steve DeBerg (444-4)	1990
0.99	Alex Smith (505-5)	2017
1.02	Patrick Mahomes (588-6)	2020
1.03	Patrick Mahomes (484-5)	2019
1.29	Alex Smith (464-6)	2014

SACKS

Times Sacked (All 100+)

216.0	Len Dawson*	1963-75
213.0	Patrick Mahomes	2017-25
195.0	Bill Kenney	1979-88
192.0	Alex Smith	2013-17
173.0	Trent Green	2001-06
153.0	Mike Livingston	1968-79
120.0	Steve Fuller	1979-82
109.0	Matt Cassel	2009-12

*Incomplete total, sacks were not tracked until 1967

Times Sacked, Season (All 40+)

49.0	Steve Fuller	1980
48.0	Dave Krieg	1992
45.0	Alex Smith	2014
45.0	Alex Smith	2015
42.0	Matt Cassel	2009
41.0	Bill Kenney	1983

Times Sacked, Game

10.0	Steve Fuller vs. Baltimore	Nov. 2, 1980
8.0	Steve Fuller at Pittsburgh	Dec. 5, 1982
7.0	Len Dawson at Denver	Oct. 4, 1970
7.0	Len Dawson at Baltimore Colts	Nov. 30, 1975
7.0	Bill Kenney at San Diego	Nov. 2, 1986
7.0	Bill Kenney at San Diego	Oct. 25, 1987
7.0	Damon Huard vs. San Diego	Dec. 2, 2007
7.0	Alex Smith at Green Bay	Sept. 28, 2015

PASS RECEIVING

RECEPTIONS

Most Seasons Leading League in Receptions

1	MacArthur Lane (66 recs.)	1976
1	Tony Gonzalez (102 recs.)	2004

Most Pass Receptions, Career (All 400+)

1,064	Travis Kelce	2013-25
916	Tony Gonzalez	1997-08
532	Dwayne Bowe	2007-14
479	Tyreek Hill	2016-21
416	Henry Marshall	1976-87
410	Otis Taylor	1965-75

Most Seasons, 50 or More Pass Receptions

12	Travis Kelce	2014-25
11	Tony Gonzalez	1998-08
7	Dwayne Bowe	2007-08, 2010-14
6	Tyreek Hill	2016-21
5	Kimble Anders	1994-98
5	Eddie Kennison	2002-06
4	Chris Burford	1961, ’63-64, ’66
4	Otis Taylor	1966-67, ’71-72
3	Carlos Carson	1983-84, ’87
3	Stephone Paige	1986, ’88, ’90
3	Derrick Alexander	1998-00
3	Priest Holmes	2001-03

Most Pass Receptions, Season (All 80+)

111	Tyreek Hill	2021
110	Travis Kelce	2022
105	Travis Kelce	2020
103	Travis Kelce	2018
102	Tony Gonzalez	2004
99	Tony Gonzalez	2007
97	Travis Kelce	2024
97	Travis Kelce	2019
96	Tony Gonzalez	2008
93	Tony Gonzalez	2000
93	Travis Kelce	2023
92	Travis Kelce	2021
87	Jeremy Maclin	2015
87	Tyreek Hill	2018
87	Tyreek Hill	2020
86	Dwayne Bowe	2008
85	Travis Kelce	2016
83	Travis Kelce	2017
81	Dwayne Bowe	2011
80	Carlos Carson	1983

Most Pass Receptions, Consecutive Seasons

203	Travis Kelce (110, 93)	2022-23
202	Travis Kelce (97, 105)	2019-20
202	Travis Kelce (92, 110)	2021-22
200	Travis Kelce (103, 97)	2018-19
198	Tyreek Hill (87, 111)	2020-21

Most Pass Receptions, Game (All 10+)

14	Travis Kelce vs. Tampa Bay	Nov. 4, 2024
14	Tony Gonzalez at San Diego	Jan. 2, 2005
13	Dwayne Bowe at Denver	Nov. 14, 2010
13	Dwayne Bowe at Seattle	Nov. 28, 2010
13	Tyreek Hill at Tampa Bay	Nov. 29, 2020
12	Ed Podolak vs. Denver	Oct. 7, 1973
12	Travis Kelce at Oakland	Dec. 2, 2018
12	Tyreek Hill vs. New York Giants	Nov. 1, 2021
12	Tyreek Hill at Los Angeles Chargers	Dec. 16, 2021
12	Travis Kelce vs. Los Angeles Chargers	Oct. 22, 2023
11	Chris Burford at Buffalo	Sept. 22, 1963
11	Emile Harry at Cleveland	Nov. 24, 1991
11	Kimble Anders vs. N.Y. Giants	Sept. 10, 1995
11	Tony Gonzalez at New England	Dec. 4, 2000
11	Dante Hall at Denver	Dec. 7, 2003
11	Tony Gonzalez vs. Oakland	Dec. 25, 2004
11	Jeremy Maclin at Cincinnati	Oct. 4, 2015
11	Travis Kelce vs. Denver	Dec. 25, 2016
11	Tyreek Hill at Tennessee	Nov. 10, 2019
11	Travis Kelce vs. Denver	Dec. 15, 2019
11	Tyreek Hill at Las Vegas	Nov. 22, 2020
11	Tyreek Hill vs. Cleveland	Sept. 12, 2021
11	Tyreek Hill at Philadelphia	Oct. 3, 2021
10	Chris Burford at Boston	Oct. 12, 1962
10	Chris Buford vs. Buffalo	Oct. 13, 1963
10	Frank Jackson at N.Y. Jets	Nov. 29, 1964
10	Chris Burford at Boston	Sept. 25, 1966
10	Otis Taylor vs. Cincinnati	Oct. 15, 1972
10	Ed Podolak at Houston	Sept. 29, 1974
10	Stephone Paige at Denver	Sept. 17, 1990
10	J.J. Birden at Miami	Dec. 12, 1994
10	Kimble Anders vs. Denver	Nov. 16, 1998
10	Tony Gonzalez at Denver	Sept. 24, 2000
10	Tony Gonzalez vs. Carolina	Dec. 10, 2000
10	Tony Gonzalez vs. Cincinnati	Sept. 10, 2006
10	Tony Gonzalez vs. Green Bay	Nov. 4, 2007
10	Tony Gonzalez vs. San Diego	Dec. 2, 2007
10	Tony Gonzalez at Detroit	Dec. 23, 2007
10	Tony Gonzalez at San Diego	Nov. 9, 2008
10	Tony Gonzalez vs. Buffalo	Nov. 23, 2008
10	Dwayne Bowe at Cincinnati	Dec. 28, 2008
10	Tyreek Hill at Carolina	Nov. 13, 2016
10	Albert Wilson at Denver	Dec. 31, 2017
10	Tyreek Hill at Los Angeles Rams	Nov. 19, 2018
10	Travis Kelce at Los Angeles Rams	Nov. 19, 2018
10	Travis Kelce vs. Carolina	Nov. 8, 2020
10	Travis Kelce at Los Angeles Chargers	Dec. 16, 2021
10	Travis Kelce vs. Tennessee	Nov. 6, 2022
10	JuJu Smith-Schuster vs. Tennessee	Nov. 6, 2022
10	Travis Kelce at Houston	Dec. 18, 2022
10	JuJu Smith-Schuster at Houston	Dec. 18, 2022
10	Travis Kelce at Minnesoa	Oct. 8, 2023

Most Pass Receptions, Half

11	T. Gonzalez (2nd) at San Diego	Jan. 2, 2005
10	E. Harry (2nd) at Cleveland	Nov. 24, 1991
9	C. Burford (2nd) vs. Buffalo	Oct. 13, 1963
9	K. Anders (2nd) vs. N.Y. Giants	Sept. 10, 1995
9	T. Gonzalez (1st) vs. Oakland	Dec. 25, 2004
9	T. Kelce (1st) vs. L.A. Chargers	Oct. 22, 2023

Most Consecutive Games, Pass Receptions

187	Travis Kelce	Sept. 7, 2014 - present
131	Tony Gonzalez	Dec. 4, 2000 - Dec. 28, 2008
83	Stephone Paige	Nov. 17, 1985 - Sept. 29, 1991
55	Eddie Kennison	Dec. 9, 2001 - Oct. 2, 2005
48	Priest Holmes	Sept. 9, 2001 - Sept. 19, 2004

Most Receptions, Running Back, Career

369	Kimble Anders	1991-00
288	Ed Podolak	1969-77
285	Jamaal Charles	2008-16
251	Priest Holmes	2001-07
199	Abner Haynes	1960-64

Most Receptions, Running Back, Season

74	Priest Holmes	2003
70	Priest Holmes	2002
70	Jamaal Charles	2013
67	Kimble Anders	1994
66	MacArthur Lane	1976

Most Receptions, Tight End, Career

1,064	Travis Kelce	2013-25
916	Tony Gonzalez	1997-08
198	Fred Arbanas	1962-70
163	Walter White	1975-79
135	Jonathan Hayes	1985-93
111	Keith Cash	1992-96

Most Pass Receptions, Tight End, Season

110	Travis Kelce	2022
105	Travis Kelce	2020

103	Travis Kelce	2018
102	Tony Gonzalez	2004
99	Tony Gonzalez	2007

Most Pass Receptions, Rookie, Season

79	Rashee Rice	2023
70	Dwayne Bowe	2007
61	Tyreek Hill	2016
59	Xavier Worthy	2024
55	Abner Haynes (RB)	1960
53	Kareem Hunt (RB)	2017

RECEIVING YARDS

Most Receiving Yards, Career (All 6,000+)

12,878	Travis Kelce	2013-25
10,940	Tony Gonzalez	1997-08
7,306	Otis Taylor	1965-75
7,155	Dwayne Bowe	2007-14
6,630	Tyreek Hill	2016-21
6,545	Henry Marshall	1976-87
6,360	Carlos Carson	1980-89
6,341	Stephone Paige	1983-91

Most Seasons, 1,000 or More Receiving Yards

7	Travis Kelce	2016-22
4	Tony Gonzalez	2000, 2004, 2007-08
4	Tyreek Hill	2017-18, 2020-21
3	Carlos Carson	1983-84, ’87
3	Dwayne Bowe	2008, 2010-11
2	Otis Taylor	1966, ’71
2	Eddie Kennison	2004-05
1	Stephone Paige	1990
1	Andre Rison	1997
1	Derrick Alexander	2000
1	Jeremy Maclin	2015

Most Receiving Yards, Season (All 1,000+)

1,479	Tyreek Hill	2018
1,416	Travis Kelce	2020
1,391	Derrick Alexander	2000
1,351	Carlos Carson	1983
1,338	Travis Kelce	2022
1,336	Travis Kelce	2018
1,297	Otis Taylor	1966
1,276	Tyreek Hill	2020
1,258	Tony Gonzalez	2004
1,239	Tyreek Hill	2021
1,229	Travis Kelce	2019
1,203	Tony Gonzalez	2000
1,183	Tyreek Hill	2017
1,172	Tony Gonzalez	2007
1,162	Dwayne Bowe	2010
1,159	Dwayne Bowe	2011
1,125	Travis Kelce	2016
1,125	Travis Kelce	2021
1,110	Otis Taylor	1971
1,102	Eddie Kennison	2005
1,092	Andre Rison	1997
1,088	Jeremy Maclin	2015
1,086	Eddie Kennison	2004
1,078	Carlos Carson	1984
1,058	Tony Gonzalez	2008
1,044	Carlos Carson	1987
1,038	Travis Kelce	2017
1,022	Dwayne Bowe	2008
1,021	Stephone Paige	1990

Most Receiving Yards, Consecutive Seasons

2,662	Tyreek Hill (1,183, 1,479)	2017-18
2,645	Travis Kelce (1,229, 1,416)	2019-20
2,565	Travis Kelce (1,336, 1,229)	2018-19
2,541	Travis Kelce (1,416, 1,125)	2020-21
2,515	Tyreek Hill (1,276, 1,239)	2020-21

Most Receiving Yards, Game (All 200+)

309	Stephone Paige vs. San Diego (8 Receptions)	Dec. 22, 1985
269	Tyreek Hill at Tampa Bay (13 Receptions)	Nov. 29, 2020
215	Tyreek Hill at L.A. Rams (10 Receptions)	Nov. 19, 2018
213	Curtis McClinton vs. Denver (5 Receptions)	Dec. 19, 1965
206	Stephone Paige at Denver (10 Receptions)	Sept. 17, 1990

Most Games, 100 or More Receiving Yards, Career

38	Travis Kelce	2013-25
26	Tony Gonzalez	1997-08
20	Otis Taylor	1965-75
18	Carlos Carson	1980-88
18	Tyreek Hill	2016-21

Most Games, 100 or More Receiving Yards, Season

6	Otis Taylor	1966
6	Carlos Carson	1983
6	Derrick Alexander	2000
6	Tony Gonzalez	2000
6	Tony Gonzalez	2004
6	Travis Kelce	2016
6	Tyreek Hill	2018
6	Travis Kelce	2020
6	Travis Kelce	2022
5	Eddie Kennison	2004
5	Eddie Kennison	2005
5	Tony Gonzalez	2007
5	Dwayne Bowe	2010
5	Travis Kelce	2018

Most Consecutive Games, 100 or More Receiving Yards, Season

4	Tony Gonzalez	Oct. 15 - Nov. 5, 2000
4	Travis Kelce	Nov. 20 - Dec 8, 2016
3	Frank Jackson	Nov. 29 - Dec. 13, 1964
3	Otis Taylor	Nov. 13 - 27, 1966
3	Willie Davis	Oct. 4 - 18, 1992
3	Derrick Alexander	Oct. 22 - Nov. 5, 2000
3	Dwayne Bowe	Nov. 14 - 28, 2010
3	Travis Kelce	Nov. 1 - 22, 2020
3	Tyreek Hill	Nov. 8 - 29, 2020

Longest Pass Receptions (All TDs) (All 90+)

*99	Marc Boerigter vs. San Diego (from Trent Green)	Dec. 22, 2002
92	Tommy Brooker at Denver (from Len Dawson)	Nov. 18, 1962
92	Gloster Richardson at Oakland (from Len Dawson)	Nov. 3, 1968
90	Frank Pitts vs. Boston (from Len Dawson)	Nov. 17, 1968
90	J.J. Birden vs. San Diego (from Steve DeBerg)	Nov. 18, 1990

*NFL RECORD

Most Receiving Yards, Running Back, Career

2,829	Kimble Anders	1991-00
2,739	Abner Haynes	1960-65
2,457	Jamaal Charles	2008-16
2,456	Ed Podolak	1969-77
2,377	Priest Holmes	2001-07

Most Receiving Yards, Running Back, Season

693	Jamaal Charles	2013
690	Priest Holmes	2003
672	Priest Holmes	2002
686	MacArthur Lane	1976
614	Priest Holmes	2001

Most Receiving Yards, Running Back, Game

213	Curtis McClinton vs. Denver	Dec. 19, 1965
195	Jamaal Charles at Oakland	Dec. 15, 2013
149	Abner Haynes vs. San Diego	Oct. 20, 1963
130	Johnny Robinson vs. Buffalo	Dec. 18, 1960
129	Spencer Ware vs. San Diego	Sept. 11, 2016
127	Abner Haynes at N.Y. Titans	Dec. 3, 1961

Most Games, 100 or More Receiving Yards, RB, Career

5	Abner Haynes	1960-65
5	Priest Holmes	2001-07
3	Johnny Robinson	1960-71
3	Paul Palmer	1987-88
2	Curtis McClinton	1962-69
2	Larry Johnson	2003-09
2	Jamaal Charles	2008-16

Most Games, 100 or More Receiving Yards, RB, Season

3	Paul Palmer	1988
2	Johnny Robinson	1960
2	Abner Haynes	1964
2	Priest Holmes	2001

Most Receiving Yards, Tight End, Career (All 1,000+)

12,878	Travis Kelce	2013-25
10,940	Tony Gonzalez	1997-08
3,101	Fred Arbanas	1962-70
2,396	Walter White	1975-79
1,541	Jonathan Hayes	1985-93
1,046	Keith Cash	1992-96
1,009	Tony Moeaki	2010-12

Most Receiving Yards, Tight End, Season

1,416	Travis Kelce	2020
1,338	Travis Kelce	2022
1,336	Travis Kelce	2018
1,258	Tony Gonzalez	2004
1,229	Travis Kelce	2019

Most Receiving Yards, Tight End, Game

191	Travis Kelce at Los Angeles Chargers	Dec. 16, 2021
179	Travis Kelce vs. Los Angeles Chargers	Oct. 22, 2023
168	Travis Kelce at Oakland	Dec. 2, 2018
160	Travis Kelce vs. Denver	Dec. 25, 2016
159	Travis Kelce vs. Carolina	Nov. 8, 2020

Most Receiving Yards, Rookie, Season

995	Dwayne Bowe	2007
938	Rashee Rice	2023

789	Chris Burford	1960
678	Sylvester Morris	2000
638	Xavier Worthy	2024
611	Johnny Robinson (RB)	1960

Highest Receiving Average, Career (200 receptions)

18.07	Carlos Carson (352-6,360)	1980-89
17.82	Otis Taylor (410-7,306)	1965-75
17.30	Derrick Alexander (213-3,685)	1998-01
16.82	Stephone Paige (377-6,341)	1983-91
16.29	Eddie Kennison (321-5,230)	2001-07

Highest Receiving Average, Season (24 receptions)

22.36	Otis Taylor (58-1,297)	1966
21.93	Stephone Paige (43-943)	1985
21.83	Frank Pitts (30-655)	1968
21.00	Willie Davis (36-756)	1992
20.69	Mecole Hardman (26-538)	2019

Highest Receiving Average, Game (3 receptions)

42.60	C. McClinton vs. Denver (5-213)	Dec. 19, 1965
40.00	J. Robinson vs. N.Y. Titans (3-120)	Oct. 2, 1960
39.67	Otis Taylor at Denver (3-119)	Dec. 14, 1968
39.00	Fred Arbanas (3-117)	Nov. 18, 1962
38.63	Stephone Paige (8-309)	Dec. 22, 1985

Most 20+ Yard Receptions, Career

173	Travis Kelce	2013-25
130	Tony Gonzalez	1997-08
101	Dwayne Bowe	2007-14
99	Tyreek Hill	2016-21
81	Eddie Kennison	2001-07

Most 20+ Yard Receptions, Season

27	Tyreek Hill	2018
24	Derrick Alexander	2000
23	Travis Kelce	2020
20	Derrick Alexander	1998
19	Tony Gonzalez	2004
19	Dwayne Bowe	2010
19	Dwayne Bowe	2011
19	Travis Kelce	2017
19	Tyreek Hill	2020
19	Travis Kelce	2022

Most 20+ Yard Receptions, Game

6	Tyreek Hill at Tampa Bay	Nov. 29, 2020
5	Derrick Alexander at San Diego	Nov. 22, 1998
5	Tyreek Hill at Los Angeles Chargers	Sept. 9, 2018
5	Tyreek Hill at Los Angeles Rams	Nov, 19, 2018
4	Derrick Alexander vs. St. Louis	Oct. 22, 2000
4	Eddie Kennison vs. Jacksonville	Dec. 31, 2006
4	Dwayne Bowe at Denver	Nov. 14, 2010
4	Travis Kelce at Oakland	Dec. 2, 2018
4	Sammy Watkins at Jacksonville	Sept. 8, 2019
4	Demarcus Robinson at Oakland	Sept. 15, 2019
4	Tyreek Hill vs. Cleveland	Sept. 12, 2021
3	50 times; Last, Travis Kelce at Green Bay	Dec. 3, 2023

RECEIVING TOUCHDOWNS

Most Receiving Touchdowns, Career

82	Travis Kelce	2013-25
76	Tony Gonzalez	1997-08
57	Otis Taylor	1965-75
56	Tyreek Hill	2016-21
55	Chris Burford	1960-67

Most Receiving Touchdowns, Season

15	Dwayne Bowe	2010
15	Tyreek Hill	2020
12	Chris Burford	1962
12	Tyreek Hill	2018
12	Travis Kelce	2022

Most Receiving Touchdowns, Consecutive Seasons

24	Tyreek Hill (15, 9)	2020-21
22	Tyreek Hill (7, 15)	2019-20
21	Chris Burford (12, 9)	1962-63
21	Stephone Paige (10, 11)	1985-86
21	Travis Kelce (9, 12)	2021-22

Most Receiving Touchdowns, Rookie, Season

7	Rashee Rice	2023
6	Fred Arbanas	1962
6	Stephone Paige	1983
6	Tyreek Hill	2016
6	Mecole Hardman	2019
6	Xavier Worthy	2024

Most Receiving Touchdowns, Game

4	Frank Jackson at San Diego	Dec. 13, 1964
4	Jamaal Charles at Oakland	Dec. 15, 2013
4	Travis Kelce vs. Las Vegas	Oct. 10, 2022
3	Chris Burford at Oakland	Sept. 23, 1962
3	Chris Burford at Boston	Sept. 25, 1966
3	Otis Taylor at Denver	Dec. 17, 1967
3	Otis Taylor at N.Y. Jets	Nov. 16, 1969
3	Sylvester Morris vs. San Diego	Sept. 17, 2000
3	Tony Gonzalez vs. Miami	Sept. 29, 2002
3	Dwayne Bowe at Seattle	Nov. 28, 2010
3	Tyreek Hill at New England	Oct. 14, 2018
3	Sammy Watkins at Jacksonville	Sept. 8, 2019
3	Tyreek Hill at Tampa Bay	Nov. 29, 2020
3	Tyreek Hill at Philadelphia	Oct. 3, 2021
3	Travis Kelce at Los Angeles Chargers	Nov. 20, 2022

Most Consecutive Games, Touchdown Receptions

7	Dwayne Bowe	Oct. 17, 2010 - Nov. 28, 2010
6	Travis Kelce	Dec. 6, 2020 - Sept. 19, 2021
6	Jerick McKinnon	Dec. 4, 2022 - Jan. 7, 2023
5	Chris Burford	Sept. 8, 1962 - Oct. 12, 1962
5	Otis Taylor	Oct. 23, 1966 - Nov. 20, 1966
5	Tyreek Hill	Oct. 25, 2020 - Nov. 29, 2020
4	16 times: Last Travis Kelce	Dec. 16, 2021 - Sept. 11, 2022

Highest TD Catch Percentage, Season (20 recs.)

40.0	Marc Boerigter (20 recs., 8 TDs)	2002
27.3	Gloster Richardson (22 recs., 6 TDs)	1968
26.7	Chris Burford (45 recs., 12 TDs)	1962
25.0	Fred Arbanas (20 recs., 5 TDs)	1967
23.5	Fred Arbanas (34 recs., 8 TDs)	1964

Most Touchdown Receptions, QB–Pass Catcher Combinations

59	Patrick Mahomes - Travis Kelce	2017-25
46	Len Dawson - Otis Taylor	1965-75
43	Len Dawson - Chris Burford	1962-67
41	Patrick Mahomes - Tyreek Hill	2017-21
34	Trent Green - Tony Gonzalez	2001-06

TOTAL YARDS FROM SCRIMMAGE

ATTEMPTS

Most Attempts From Scrimmage, Career (All 1,000+)

1,617	Jamaal Charles (1,332 rush, 285 rec.)	2008-16
1,572	Priest Holmes (1,321 rush, 251 rec.)	2001-07
1,526	Larry Johnson (1,375 rush, 151 rec.)	2003-09
1,445	Ed Podolak (1,157 rush, 288 rec.)	1969-77
1,288	Christian Okoye (1,246 rush, 42 rec.)	1987-92
1,073	Marcus Allen (932 rush, 141 rec.)	1993-97

Most Attempts From Scrimmage, Season

457	Larry Johnson (416 rush, 41 rec.)	2006
394	Priest Holmes (320 rush, 74 rec.)	2003
389	Priest Holmes (327 rush, 62 rec.)	2001
383	Priest Holmes (313 rush, 70 rec.)	2002
372	Christian Okoye (370 rush, 2 rec.)	1989

Most Attempts From Scrimmage, Game

41	L. Johnson vs. Seattle (39 rush, 2 rec.)	Oct. 29, 2006
39	J. Charles at New Orleans (33 rush, 6 rec.)	Sept. 23, 2012
38	C. Okoye at Green Bay (38 rush, 0 rec.)	Dec. 10, 1989
38	L. Johnson vs. JAX (33 rush, 5 rec.)	Dec. 31, 2006
37	C. Okoye vs. Seattle (37 rush, 0 rec.)	Nov. 5, 1989
37	L. Johnson at Houston (36 rush, 1 rec.)	Nov. 20, 2005

YARDS

Most Yards From Scrimmage, Career

12,894	Travis Kelce (16 rush, 12,878 rec.)	2013-25
10,954	Tony Gonzalez (14 rush, 10,940 rec.)	1997-08
9,717	Jamaal Charles (7,260 rush, 2,457 rec.)	2008-16
8,447	Priest Holmes (6,070 rush, 2,377 rec.)	2001-07
7,467	Otis Taylor (161 rush, 7,306 rec.)	1965-75

Most Yards From Scrimmage, Season

2,287	Priest Holmes (1,615 rush, 672 rec.)	2002
2,199	Larry Johnson (1,789 rush, 410 rec.)	2006
2,169	Priest Holmes (1,555 rush, 614 rec.)	2001
2,110	Priest Holmes (1,420 rush, 690 rec.)	2003
2,093	Larry Johnson (1,750 rush, 343 rec.)	2005

Most Yards From Scrimmage, Game (All 250+)

309	Stephone Paige vs. San Diego (0 rush, 309 rec.)	Dec. 22, 1985
307	Priest Holmes at Seattle (197 rush, 110 rec.)	Nov. 24, 2002
288	Jamaal Charles at New Orleans (233 rush, 55 rec.)	Sept. 23, 2012

277	Priest Holmes at Oakland (168 rush, 109 rec.)	Dec. 9, 2001
269	Tyreek Hill at Tampa Bay (0 rush, 269 rec.)	Nov. 29, 2020

Scrimmage Yards Per Touch Average, RB, Career (350 touches)

6.60	Abner Haynes (993-6,553)	1960-64
6.01	Jamaal Charles (1,617-9,717)	2008-16
5.89	Kimble Anders (864-5,090)	1991-00
5.61	Kareem Hunt (532-2,984)	1962-69
5.55	Spencer Ware (418-2,319)	1977-80

Yards Per Touch Average, RB, Season (200 touches)

7.0	Jamaal Charles (275-1,935)	2010
6.9	Abner Haynes (211-1,451)	1960
6.6	Abner Haynes (213-1,399)	1961
6.2	Abner Haynes (260-1,622)	1962
6.2	Jamaal Charles (230-1,417)	2009

COMBINED YARDAGE

ATTEMPTS

Most Combined Attempts, Career (All 1,000+)

1,668	Jamaal Charles	2008-16
1,572	Priest Holmes	2001-07
1,565	Ed Podolak	1969-77
1,526	Larry Johnson	2003-09
1,288	Christian Okoye	1987-92
1,098	Abner Haynes	1960-64
1,073	Marcus Allen	1993-97

Most Combined Attempts, Season (All 300+)

457	Larry Johnson	2006
394	Priest Holmes	2003
389	Priest Holmes	2001
383	Priest Holmes	2002
372	Christian Okoye	1989
369	Larry Johnson	2005
329	Jamaal Charles	2013
325	Kareem Hunt	2017
320	Jamaal Charles	2012

Most Combined Attempts, Game

41	Larry Johnson vs. Seattle	Oct. 29, 2006
39	Jamaal Charles at New Orleans	Sept. 23, 2012
38	Christian Okoye at Green Bay	Dec. 10, 1989
38	Larry Johnson vs. Jacksonville	Dec. 31, 2006
37	Christian Okoye vs. Seattle	Nov. 5, 1989
37	L. Johnson at Houston	Nov. 20, 2005

YARDS

Most Combined Yards, Career (All 7,500+)

12,894	Travis Kelce	2013-25
12,356	Dante Hall	2000-06
10,963	Jamaal Charles	2008-16
10,954	Tony Gonzalez	1997-08
8,745	Tyreek Hill	2016-21
8,477	Abner Haynes	1960-64
8,447	Priest Holmes	2001-07
8,343	Ed Podolak	1969-77
7,677	Carlos Carson	1980-89

Most Combined Yards, Season

2,446	Dante Hall	2003
2,342	Jamaal Charles	2009
2,287	Priest Holmes	2002
2,236	Dante Hall	2004
2,283	Dante Hall	2005

Most Combined Yards, Game

309	Stephone Paige vs. San Diego	Dec. 22, 1985
307	Priest Holmes at Seattle	Nov. 24, 2002
296	Dante Hall at Denver	Dec. 7, 2003
290	Noland Smith at San Diego	Oct. 15, 1967
288	Jamaal Charles at New Orleans	Sept. 23, 2012

PUNTING

PUNTS

Most Seasons Leading League in Punts

*4	Jerrel Wilson	1965, ’68, ’72-73
1	Bob Grupp	1979
1	Jim Arnold	1984

*NFL RECORD

Most Punts, Career

1,124	Dustin Colquitt	2005-19
1,018	Jerrel Wilson	1963-77
421	Louie Aguiar	1994-98
284	Jim Arnold	1983-85
272	Bryan Barker	1990-93

Most Punts, Season

101	Daniel Pope	1999
99	Lewis Colbert	1986
98	Jim Arnold	1984
96	Dustin Colquitt	2009
95	Dustin Colquitt	2007

Most Punts, Game

11	Bob Grupp vs. Baltimore	Sept. 2, 1979
11	Jim Arnold at San Francisco	Nov. 17, 1985
11	Kelly Goodburn vs. Cleveland	Nov. 19, 1989
11	Louie Aguiar vs. San Diego	Nov. 13, 1994
11	Dustin Colquitt at Chicago	Dec. 4, 2011
10	Jerrel Wilson at N.Y. Jets	Sept. 18, 1965
10	Jerrel Wilson vs. Denver	Oct. 6, 1974
10	Kelly Goodburn at N.Y. Jets	Oct. 2, 1988
10	Todd Sauerbrun at San Diego	Nov. 26, 2000
10	Dustin Colquitt at N.Y. Jets	Dec. 30, 2007

PUNTING DISTANCE

Most Punting Yards, Career (All 10,000+)

50,393	Dustin Colquitt	2005-19
44,218	Jerrel Wilson	1963-77
17,930	Louie Aguiar	1994-98
11,934	Jim Arnold	1983-85
11,267	Bryan Barker	1990-93

Most Punting Yards, Season

4,397	Jim Arnold	1984
4,361	Dustin Colquitt	2009
4,322	Dustin Colquitt	2007
4,218	Daniel Pope	1999
4,084	Dustin Colquitt	2011

Longest Punt (All 70+)

81	Dustin Colquitt vs. San Diego	Dec. 2, 2007
77	Dustin Colquitt at Denver	Dec. 31, 2017
76	Dan Stryzinski vs. Oakland	Sept. 9, 2001
76	Tommy Townsend at Denver	Dec. 11, 2022
74	Bob Grupp vs. San Diego	Nov. 4, 1979
74	Tommy Townsend vs. Los Angeles Chargers	Sept. 15, 2022
73	Dustin Colquitt vs. Oakland	Sept. 14, 2008
72	Jerrel Wilson at San Diego	Sept. 29, 1963
72	Dustin Colquitt at Oakland	Dec. 23, 2006
72	Dustin Colquitt at St. Louis	Dec. 19, 2010
71	Dustin Colquitt at Oakland	Dec. 16, 2012
70	Jerrel Wilson at Denver	Oct. 11, 1964
70	Jerrel Wilson vs. Buffalo	Oct. 18, 1964
70	Jerrel Wilson vs. Houston	Nov. 28, 1968
70	Dustin Colquitt at Jacksonville	Nov. 8, 2009

Highest Punting Average, Career (200 punts)

47.43	Tommy Townsend (201-9,533)	2020-23
44.83	Dustin Colquitt (1,124-50,393)	2005-19
43.44	Jerrel Wilson (1,018-44,218)	1963-77
42.59	Louie Aguiar (421-17,930)	1994-98
42.02	Jim Arnold (284-11,934)	1983-85

Highest Punting Average, Season (50 punts)

50.42	Tommy Townsend (53-2,672)	2022
47.05	Tommy Townsend (59-2,776)	2023
46.83	Dustin Colquitt (83-3,887)	2012
46.03	Dustin Colquitt (87-4,005)	2013
45.89	Dustin Colquitt (89-4,084)	2011

Highest Punting Average, Game (4 punts)

60.75	Tommy Townsend vs. New England (4-243)	Oct. 5, 2020
59.50	Matt Araiza vs. Denver Broncos (4-238)	Nov. 16, 2025
57.20	Dustin Colquitt vs. San Diego (5-286)	Oct. 31, 2011
56.83	Tommy Townsend vs. Green Bay (6-341)	Nov. 7, 2021
56.40	Jerrel Wilson vs. Boston (5-282)	Oct. 11, 1970
55.60	Louie Aguiar at Arizona (5-278)	Oct. 1, 1995

Highest Net Punting Average, Career (200 Punts)

42.82	Tommy Townsend	2020-23
39.74	Dustin Colquitt	2005-19
35.56	Louie Aguiar	1994-98
35.42	Jerrel Wilson	1963-77
35.13	Bob Grupp	1979-81

Highest Net Punting Average, Season (50 Punts)

45.58	Tommy Townsend	2022
41.85	Tommy Townsend	2023
41.11	Dustin Colquitt	2017
40.84	Dustin Colquitt	2015
40.78	Dustin Colquitt	2009

Highest Net Punting Average, Game (4 Punts)

54.33	Tommy Townsend vs. Green Bay	Nov. 7, 2021
52.50	Dustin Colquitt vs. Denver	Sept. 15, 2015
52.20	Dustin Colquitt at L.A. Chargers	Sept. 9, 2018
52.00	Dustin Colquitt at Indianapolis	Oct. 10, 2010
51.86	Dustin Colquitt at Oakland	Dec. 16, 2012

PUNTS BLOCKED

Most Consecutive Punts, None Blocked

458	Dustin Colquitt	2013-19
377	Louie Aguiar	1994-98
256	Jerrel Wilson	1968-71
233	Jim Arnold	1983-85

Punts Had Blocked, Career

12	Jerrel Wilson	1963-77
5	Dustin Colquitt	2005-19
2	Bob Grupp	1979-81
2	Jim Arnold	1983-85
2	Bryan Barker	1990-93
2	Daniel Pope	1999

Punts Had Blocked, Season

2	Jerrel Wilson	1974
2	Jim Arnold	1985
2	Daniel Pope	1999

Punts Had Blocked, Game

2	Jim Arnold vs. Denver	Oct. 27, 1985

INSIDE THE 20

Most Punts Inside the 20, Career

462	Dustin Colquitt	2005-19
117	Louie Aguiar	1994-98
82	Tommy Townsend	2020-23
62	Bryan Barker	1990-93
58	Jim Arnold	1983-85

Most Punts Inside the 20, Season

45	Dustin Colquitt	2012
41	Dustin Colquitt	2009
38	Dustin Colquitt	2016
37	Dustin Colquitt	2015
35	Dustin Colquitt	2013

PUNT RETURNS

Most Seasons Leading League

1	Dexter McCluster	2013

Most Punt Returns, Career

216	J.T. Smith	1979-84
188	Dante Hall	2000-06
181	Tamarick Vanover	1995-99
105	Javier Arenas	2010-12
86	Ed Podolak	1969-77
86	Tyreek Hill	2016-21

Most Punt Returns, Season

58	J.T. Smith	1979
58	Dexter McCluster	2013
51	Tamarick Vanover	1995
51	Tamarick Vanover	1999
50	J.T. Smith	1981

Most Punt Returns, Game

8	Ed Podolak vs. San Diego	Nov. 10, 1974
8	De'Anthony Thomas vs. Oakland	Dec. 14, 2014
7	J.T. Smith vs. Oakland	Sept. 23, 1979
7	J.T. Smith vs. N.Y. Giants	Oct. 21, 1979
7	Tamarick Vanover vs. Detroit	Sept. 26, 1999
7	Tamarick Vanover at Denver	Dec. 5, 1999
7	Eddie Drummond at Oakland	Oct. 21, 2007
7	Dexter McCluster at Jacksonville	Sept. 8, 2013
7	Dexter McCluster at Washington	Dec. 8, 2013

PUNT RETURN YARDS

Most Punt Return Yards, Career

2,289	J.T. Smith	1979-84
1,930	Tamarick Vanover	1995-99
1,882	Dante Hall	2000-06
1,035	Javier Arenas	2010-12
1,009	Tyreek Hill	2016-21

Most Punt Return Yards, Season

686	Dexter McCluster	2013
627	Tamarick Vanover	1999
612	J.T. Smith	1979
592	Tyreek Hill	2016
581	J.T. Smith	1980

Most Punt Return Yards, Game

177	Dexter McCluster at Washington	Dec. 8, 2013
156	De'Anthony Thomas vs. Oakland	Dec. 14, 2014
141	J.T. Smith vs. Oakland	Sept. 23, 1979
139	Tamarick Vanover at Denver	Dec. 5, 1999
130	Tamarick Vanover vs. New Orleans	Dec. 21, 1997

Longest Punt Return (All TDs)

95	Tyreek Hill at San Diego	Jan. 1, 2017
94	Dexter McCluster vs. San Diego	Sept. 13, 2010
93	Dante Hall vs. Denver	Oct. 5, 2003
91	Tyreek Hill at L.A. Chargers	Sept. 9, 2018
90	Dante Hall vs. Arizona	Dec. 1, 2002

Most Seasons Leading League

1	Abner Haynes	1960
1	Noland Smith	1968
1	Ed Podolak	1970
1	J.T. Smith	1980
1	Dante Hall	2003
1	Tyreek Hill	2016

Highest Punt Return Average, Career (50 returns)

12.14	Dexter McCluster (79-959)	2010-13
11.73	Tyreek Hill (86-1,009)	2016-21
11.11	Noland Smith (53-589)	1967-69
10.87	Abner Haynes (55-587)	1960-64
10.66	Tamarick Vanover (181-1,930)	1995-99

Highest Punt Return Average, Season (12 returns)

16.28	Dante Hall (29-472)	2003
15.54	Dexter McCluster (13-202)	2010
15.36	Abner Haynes (14-215)	1960
15.18	Tyreek Hill (39-592)	2016
15.00	Noland Smith (18-270)	1968

Highest Punt Return Average, Game (3 returns)

35.00	D. Hall vs. Denver (3-105)	Oct. 5, 2003
33.33	D. McCluster vs. San Diego (3-100)	Sept. 13, 2010
28.67	M. Garrett at Buffalo (3-86)	Sept. 11, 1966
28.67	N. Smith vs. N.Y. Jets (3-86)	Sept. 15, 1968
28.25	D. McCluster vs. N.Y. Giants (4-113)	Sept. 29, 2013

PUNT RETURN TOUCHDOWNS

Most Punt Return Touchdowns, Career

5	Dante Hall	2000-06
4	J.T. Smith	1979-84
4	Tamarick Vanover	1995-99
4	Tyreek Hill	2016-21
3	Dexter McCluster	2010-13

Most Punt Return Touchdowns, Season

2	J.T. Smith	1979
2	J.T. Smith	1980
2	Dale Carter	1992
2	Tamarick Vanover	1999
2	Dante Hall	2002
2	Dante Hall	2003
2	Dexter McCluster	2013
2	Tyreek Hill	2016

Most Punt Return Touchdowns, Game

1	30 times, Last; Mecole Hardman at Miami	Dec. 13, 2020

KICKOFF RETURNS

Most Kickoff Returns, Career

360	Dante Hall	2000-06
212	Tamarick Vanover	1995-99
84	Dave Grayson	1961-64
72	Knile Davis	2013-16
68	Noland Smith	1967-69

Most Kickoff Returns, Season

68	Dante Hall	2004
65	Dante Hall	2005

57	Dante Hall	2002
57	Dante Hall	2003
53	Dante Hall	2006

Most Kickoff Returns, Game

9	Noland Smith vs. Oakland	Nov. 23, 1967
9	Paul Palmer at Seattle	Sept. 20, 1987
8	Jon Vaughn at Miami	Dec. 12, 1994
8	Dante Hall vs. Philadelphia	Oct. 2, 2005
8	Quintin Demps vs. San Diego	Nov. 24, 2013

KICKOFF RETURN YARDS

Most Kickoff Return Yards, Career

8,644	Dante Hall	2000-06
5,099	Tamarick Vanover	1995-99
2,231	Dave Grayson	1961-64
1,942	Knile Davis	2013-16
1,822	Noland Smith	1967-69

Most Kickoff Return Yards, Season

1,718	Dante Hall	2004
1,560	Dante Hall	2005
1,478	Dante Hall	2003
1,354	Dante Hall	2002
1,308	Tamarick Vanover	1997

Most Kickoff Return Yards, Game (All 200+)

251	Jon Vaughn at Miami	Dec. 12, 1994
244	Noland Smith at San Diego	Oct. 15, 1967
234	Dante Hall vs. Philadelphia	Oct. 2, 2005
233	Dante Hall vs. San Diego	Nov. 28, 2004
221	Paul Palmer at Seattle	Sept. 20, 1987
207	Tremon Smith at L.A. Rams	Nov. 19, 2018
206	Noland Smith vs. Oakland	Nov. 23, 1967

Longest Kickoff Return (All TDs)

108	Knile Davis vs. Denver	Dec. 1, 2013
106	Noland Smith at Denver	Dec. 17, 1967
104	Mecole Hardman vs. L.A. Chargers	Dec. 29, 2019
102	Byron Pringle at Denver	Oct. 25, 2020
100	Dante Hall vs. Pittsburgh	Sept. 14, 2003
99	Dave Grayson at Denver	Sept. 7, 1963
99	Tamarick Vanover at Seattle	Sept. 3, 1995
99	Knile Davis vs. St. Louis	Oct. 26, 2014
97	Boyce Green at Pittsburgh	Dec. 21, 1986
97	Tamarick Vanover at Denver	Oct. 27, 1996
97	Dante Hall at Baltimore	Sept. 28, 2003
97	Dante Hall vs. Denver	Dec. 19, 2004
97	Jamaal Charles vs. Pittsburgh	Nov. 22, 2009

Most Seasons Leading League in Kickoff Return Average

1	Dave Grayson	1961
1	Noland Smith	1967
1	Lawrence Williams	1976

Highest Kickoff Return Average, Career (50 returns)

26.97	Knile Davis (72-1,942)	2013-16
26.79	Noland Smith (68-1,822)	1967-69
26.56	Dave Grayson (84-2,231)	1961-64
25.50	Abner Haynes (52-1,326)	1960-64
24.52	De'Anthony Thomas (58-1422)	2014-19

Highest Kickoff Return Average, Season (15 returns)

30.06	Quintin Demps (33-992)	2013
29.72	Dave Grayson (18-535)	1962
28.59	Knile Davis (29-829)	2014
28.31	Dave Grayson (16-453)	1961
28.30	Larry Marshall (23-651)	1972

Highest Kickoff Return Average, Game (3 returns)

48.67	Dante Hall vs. Pittsburgh (3-146)	Sept. 14, 2003
45.00	Tremon Smith at New England (4-180)	Oct. 14, 2018
44.67	Dante Hall vs. St. Louis (3-134)	Dec. 8, 2002
44.33	Paul Palmer vs. Seattle (3-133)	Dec. 27, 1987
40.67	Noland Smith at San Diego (6-244)	Oct. 15, 1967
40.33	L. Williams vs. Cincinnati (3-121)	Nov. 21, 1976
40.33	Dante Hall at Baltimore (3-121)	Sept. 28, 2003

KICKOFF RETURN TOUCHDOWNS

Most Kickoff Return Touchdowns, Career

6	Dante Hall	2000-06
4	Tamarick Vanover	1995-99
2	Paul Palmer	1987-88
2	Knile Davis	2013-16

Most Kickoff Return Touchdowns, Season

2	Paul Palmer	1987
2	Tamarick Vanover	1995
2	Dante Hall	2003
2	Dante Hall	2004

Most Kickoff Return Touchdowns, Game

1	25 times	
	Last; Byron Pringle vs. Denver	Oct. 25, 2020

FUMBLES

Most Opponents Fumbles Forced, Career

45	Derrick Thomas	1989-99
33	Tamba Hali	2006-17
29	Neil Smith	1988-96
23	Derrick Johnson	2005-17
14	Justin Houston	2011-18
13	Kevin Ross	1984-93, ’97
13	Jared Allen	2004-07
13	Chris Jones	2016-25

Most Opponents Fumbles Forced, Season

8	Derrick Thomas	1992
7	Jared Allen	2005
7	Dee Ford	2018
6	Derrick Thomas	1990
6	Derrick Thomas	1994
6	Tamba Hali	2006

Most Fumbles Forced, Rookie, Season

6	Tamba Hali	2006
4	Kevin Ross	1984
4	Tim Cofield	1986

INTERCEPTIONS

Most Seasons, Leading League

2	Johnny Robinson	1966, ’70
2	Emmitt Thomas	1969, ’74

Most Interceptions By, Career

58	Emmitt Thomas	1966-78
57	Johnny Robinson	1960-71
50	Deron Cherry	1981-91
39	Gary Barbaro	1976-82
38	Albert Lewis	1983-93

Most Interceptions By, Season

12	Emmitt Thomas	1974
10	Johnny Robinson	1966
10	Bobby Hunt	1966
10	Johnny Robinson	1970
10	Gary Barbaro	1980

Most Interceptions By, Rookie, Season

8	Marcus Peters	2015
8	Bobby Hunt	1962
7	Bobby Ply	1962
7	Dale Carter	1992
6	David Webster	1960
6	Kevin Ross	1984

Most Interceptions By, Game

*4	Bobby Ply vs. San Diego	Dec. 16, 1962
*4	Bobby Hunt vs. Houston	Oct. 4, 1964
*4	Deron Cherry vs. Seattle	Sept. 29, 1985
3	Bobby Hunt at Houston	Oct. 28, 1962
3	Bobby Ply vs. Denver	Dec. 9, 1962
3	Johnny Robinson at Baltimore	Sept. 28, 1970
3	Albert Lewis vs. Atlanta	Dec. 8, 1985
3	Lloyd Burruss vs. San Diego	Oct. 19, 1986
3	Albert Lewis vs. Atlanta	Sept. 1, 1991
3	Greg Wesley vs. Miami	Sept. 29, 2002
3	Greg Wesley vs. New England	Nov. 27, 2005
	*NFL RECORD	

Most Consecutive Games, Pass Intercepted By

6	Eric Harris	1980
5	Emmitt Thomas	1973-74
5	Gary Barbaro	1980-81
5	Albert Lewis	1993
4	Emmitt Thomas	1974-75
4	Deron Cherry	1986

INTERCEPTION RETURN YARDS

Most Interception Return Yards, Career

937	Emmitt Thomas (58 INTs)	1966-78
771	Gary Barbaro (39 INTs)	1975-82
741	Johnny Robinson (57 INTs)	1960-71
688	Deron Cherry (50 INTs)	1981-91
674	Bobby Hunt (37 INTs)	1962-67

Most Interception Return Yards, Season

280	Marcus Peters (8 INTs)	2015
274	Mark McMillian (8 INTs)	1997
228	Bobby Hunt (6 INTs)	1963
214	Emmitt Thomas (12 INTs)	1974
193	Lloyd Burruss (5 INTs)	1986

Most Interception Return Yards Gained, Game

121	Lloyd Burruss vs. San Diego (3 INTs)	Oct. 19, 1986
118	Brandon Flowers at N.Y. Jets (2 INTs)	Oct. 26, 2008
108	Bobby Ply vs. San Diego (4 INTs)	Dec. 16, 1962
108	Bobby Hunt vs. Houston (4 INTs)	Oct. 4, 1964
105	Derrick Johnson vs. Denver (2 INTs)	Jan. 3, 2010

Longest Interception Return

102	Gary Barbaro vs. Seattle	Dec. 11, 1977
100	Tim Collier at Oakland	Dec. 18, 1977
100	Sean Smith at Buffalo	Nov. 3, 2013
99	Dave Grayson vs. N.Y. Titans	Dec. 17, 1961
99	Kevin Ross at San Diego	Sept. 6, 1992
99	Jaylen Watson vs. L.A. Chargers	Sept. 15, 2022

INTERCEPTION RETURN TOUCHDOWNS

Most Interception Return Touchdowns, Career

6	Bobby Bell	1963-74
5	Emmitt Thomas	1966-78
5	Jim Kearney	1967-75
5	Eric Berry	2010-18
4	Lloyd Burruss	1981-91
4	Derrick Johnson	2005-17
4	Daniel Sorensen	2014-21

Most Interception Return Touchdowns, Season

4	Jim Kearney	1972
3	Lloyd Burruss	1986
3	Mark McMillian	1997
2	David Webster	1960
2	Sherrill Headrick	1961
2	Emmitt Thomas	1974
2	Charles Mincy	1992
2	Jerome Woods	1993
2	James Hasty	1999
2	Jerome Woods	2003
2	Derrick Johnson	2009
2	Eric Berry	2013
2	Marcus Peters	2015
2	Eric Berry	2016

Most Interception Return Touchdowns, Game

*2	Jim Kearney at Denver	Oct. 1, 1972
*2	Lloyd Burruss vs. San Diego	Oct. 19, 1986
*2	Derrick Johnson at Denver	Jan. 3, 2010

*NFL RECORD

SACKS

Most Sacks, Career (All 50.0+)

126.5	Derrick Thomas	1989-99
89.5	Tamba Hali	2006-17
85.5	Neil Smith	1988-96
84.5	Chris Jones	2016-25
78.5	Justin Houston	2011-18
73.0	Art Still	1978-87 (Pre-1982)
51.0	Mike Bell	1979-85, ’87-91

Most Sacks, Season

22.0	Justin Houston	2014
20.0	Derrick Thomas	1990
15.5	Jared Allen	2007
15.5	Chris Jones	2018
15.5	Chris Jones	2022

Most Sacks, Consecutive Seasons

33.5	Derrick Thomas (20.0, 13.5)	1990-91
33.0	Justin Houston (11.0, 22.0)	2013-14
30.0	Derrick Thomas (10.0, 20.0)	1989-90
29.5	Neil Smith (14.5, 15.0)	1992-93
29.5	Justin Houston (22.0, 7.5)	2014-15

Most Sacks, Rookie, Season

10.0	Derrick Thomas	1989
9.0	Jared Allen	2004
8.0	Tamba Hali	2006
6.5	Art Still	1978
6.0	George Karlaftis	2022

Most Sacks, Game

*7.0	Derrick Thomas vs. Seattle	Nov. 11, 1990
6.0	Derrick Thomas vs. Oakland	Sept. 6, 1998
4.5	Justin Houston at Philadelphia	Sept. 19, 2013
4.0	Wilbur Young at San Diego	Oct. 19, 1975
4.0	Art Still at Oakland	Oct. 5, 1980
4.0	Derrick Thomas vs. Buffalo	Oct. 7, 1991
4.0	Derrick Thomas vs. San Diego	Nov. 8, 1992
4.0	Neil Smith vs. L.A. Raiders	Oct. 3, 1993
4.0	Justin Houston vs. San Diego	Dec. 28, 2014

*NFL RECORD

Most Sack Yards, Career

699.0	Derrick Thomas	1989-99
591.5	Tamba Hali	2006-17
572.5	Chris Jones	2016-25
506.5	Neil Smith	1988-96
452.0	Justin Houston	2011-18

Most Sack Yards, Season

127.0	Neil Smith	1993
122.0	Chris Jones	2018
114.5	Neil Smith	1992
113.0	Derrick Thomas	1992
111.0	Jared Allen	2007

Most Sack Yards, Game

36.0	Derrick Thomas vs. San Diego	Nov. 8, 1992
36.0	Derrick Thomas vs. Oakland	Sept. 6, 1998
35.0	Neil Smith vs. Los Angeles	Oct. 3, 1993
34.0	Vonnie Holliday vs. San Diego	Sept. 7, 2003
33.0	Darren Mickell vs. Denver	Dec. 17, 1995

TACKLES

Most Tackles, Career

1,262	Derrick Johnson	2005-17
999	Gary Spani	1978-86
992	Art Still	1978-87
927	Deron Cherry	1981-91
876	Donnie Edwards	1996-01, 2007-08
827	Kevin Ross	1984-93, ’97

Most Tackles, Season

180	Nick Bolton	2022
179	Derrick Johnson	2011
162	Mike Maslowski	2002
157	Gary Spani	1979
153	Gary Spani	1981

Most Tackles, Rookie, Season

144	Gary Spani	1978
140	Dino Hackett	1986
126	Eric Berry	2010
120	Art Still	1978
112	Nick Bolton	2021
101	Greg Wesley	2000

Most Tackles, Consecutive Seasons

326	Derrick Johnson (147, 179)	2010-11
306	Gary Spani (157, 149)	1979-80
304	Derrick Johnson (179, 125)	2011-12
302	Gary Spani (149, 153)	1980-81
301	Gary Spani (144, 157)	1978-79

SPECIAL TEAM TACKLES

Most Special Teams Tackles, Career

148	Gary Stills	1999-05
147	Greg Manusky	1994-99
97	Danan Hughes	1993-98
96	Tony Richardson	1995-05
94	Louis Cooper	1985-90

Most Special Teams Tackles, Season

34	Gary Stills	2002
29	Gary Stills	2003
29	Rich Scanlon	2005
28	Ken Jolly	1984
27	Albert Lewis	1983
27	Todd McNair	1990
27	Bennie Thompson	1992
27	Greg Manusky	1999

Most Special Teams Tackles, Consecutive Seasons

63	Gary Stills	2002-03
54	Gary Stills	2003-04
52	Gary Stills	2001-02
51	Greg Manusky	1996-97
50	Greg Manusky	1998-99
50	Gary Stills	2004-05

BLOCKED KICKS

Most Opponents Punts Blocked, Career

10	Albert Lewis	1983-93
3	Bernard Pollard	2006-08
2	Ed Beckman	1977-84
2	Gary Green	1977-83
2	Sherrill Headrick	1960-67
1	D.J. Alexander	2015

Most Opponents Punts Blocked, Season

4	Albert Lewis	1990
3	Albert Lewis	1986
2	Sherrill Headrick	1963
2	Bernard Pollard	2006

Most Opponents Punts Blocked, Game

2	Sherrill Headrick vs. Denver	Dec. 8, 1963

Longest Return of Blocked Field Goal

78 (TD)	Lloyd Burruss at Pittsburgh	Dec. 21, 1986
65 (TD)	Kevin Ross at Cincinnati	Dec. 6, 1987

GAMES WON

Most Consecutive Games Won

11	2015-16, 2023-24
10	2019-20, 2020
9	2003, 2013, 2017-18
8	2021
7	1968-69, 1969, 1995, 1997-98, 2016-17
6	1968, 1995-96, 1997, 2023
5	1961-62, 1966-67, 1971, 1984-85, 1994-95, 2014, 2016, 2018-19, 2022 (2)

Most Consecutive Games Won, Single Season

10	2015, 2020
9	2003, 2013, 2024
8	2021
7	1969, 1995
6	1968, 1997, 2019, 2023
5	1968, 1971, 2014, 2016, 2017, 2018, 2022 (2)

Most Consecutive Games Won, Start of Season

9	2003, 2013, 2024
5	2017, 2018
4	1996, 2019, 2020
3	1962, 1966, 1994, 1995, 2010

Most Consecutive Games Won, End of Season

10	2015
6	1997, 2019
5	1968, 2022
4	2017
3	1960, 1963, 1966, 1967, 1971, 1972, 1984, 1986

Most Consecutive Home Games Won

13	2002-03
11	1994-96, 1997-98
10	1968-69, 2015-16
9	1970-71, 2017-18

Most Consecutive Road Games Won

11	2019-20
9	1966-67, 2016-17
6	1967-68,2022-23
5	1968-69, 1971-72, 2023-24

GAMES LOST

Most Consecutive Games Lost

12	2007-08
9	1987, 2008-09
8	1975-76, 2012
7	1985, 2008

Most Consecutive Games Lost, Start of Season

5	1977, 2009
4	1976, 1980
3	1975, 2004, 2008, 2011

Most Consecutive Games Lost, End of Season

9	2007
6	1977
4	1975, 2008, 2012

Most Consecutive Home Games Lost

10	2008-09
8	1974-75
7	1975-76, 2011-12
6	1977-78, 2007-08

Most Consecutive Road Games Lost

9	2007-08
8	1978-79, 1985-86
6	1985-86, 1988, 2012

SCORING

POINTS

Most Points, Season (All 400+)

565	2018
496	2022
484	2003
483	2004
480	2021
473	2020
467	2002
451	2019
448	1966
430	2013
415	2017
408	1967
405	2015
403	2005

Highest Scoring Average, Season

35.3	2018 (565 in 16 games)
32.0	1966 (448 in 14 games)
30.3	2003 (484 in 16 games)
30.2	2004 (483 in 16 games)
29.6	2020 (473 in 16 games)

Most Points, Consecutive Seasons

1,016	2018-19 (565, 451)
980	2017-18 (415, 565)
976	2021-22 (480, 496)
967	2003-04 (484, 483)
953	2020-21 (473, 480)

Fewest Points, Season

176	1982 (9 games)
211	2012
212	2011
225	1977
226	2007

Lowest Scoring Average, Season

13.2	2012 (211 in 16 games)
13.3	2011 (212 in 16 games)
14.1	2007 (226 in 16 games)
14.9	1979 (238 in 16 games)
15.2	1978 (243 in 16 games)

Largest Scoring Differential, Season

201	1968 (371 - 170)
182	1969 (359 - 177)
176	1966 (448 - 276)
156	1962 (389 - 233)
154	1967 (408 - 254)

Most 40-Point Games, Season

5	2003, 2018
4	1966, 2002, 2004
3	1961, 1962, 1963, 1964, 1967, 2021, 2022
2	1965, 1968, 1983, 2000, 2010, 2013, 2017, 2019

Most 30-Point Games, Season

12	2018
9	2020, 2021
8	1966, 2002, 2004, 2022
7	1999, 2003, 2019
6	1960, 1967, 2010
5	1962, 1965, 1968, 1983, 1994, 2005, 2006, 2015, 2016, 2017

Most Points Scored, Game (All 50+)

59	at Denver	Sept. 7, 1963
56	at Denver	Oct. 23, 1966
56	vs. Atlanta	Oct. 24, 2004
56	at Oakland	Dec. 15, 2013
54	vs. St. Louis	Oct. 22, 2000
52	at N.Y. Titans	Nov. 11, 1962
52	vs. Denver	Dec. 8, 1963
52	vs. Houston	Nov. 28, 1965
52	vs. Denver	Oct. 29, 1967
51	at L.A. Rams	Nov. 19, 2018

Largest Margin of Victory, Game

52	Kansas City (59) at Denver (7)	Sept. 7, 1963
49	Kansas City (49) vs. Arizona (0)	Dec. 1, 2002
48	Kansas City (48) vs. N.Y. Jets (0)	Dec. 22, 1963
46	Kansas City (56) vs. Denver (10)	Oct. 23, 1966
46	Kansas City (56) vs. Atlanta (10)	Oct. 24, 2004

Most Points, Both Teams, Game

105	Kansas City (51) at LAR (54)	Nov. 19, 2018
99	Kansas City (48) at Seattle (51)	Nov. 27, 1983 (OT)
88	Kansas City (49) vs. Denver (39)	Nov. 1, 1964
88	Kansas City (54) vs. St. Louis (34)	Oct. 22, 2000
87	Kansas City (49) at Tennessee (38)	Dec. 13, 2004
87	Kansas City (56) at Oakland (31)	Dec. 15, 2013

Fewest Points, Both Teams, Game

3	Kansas City (0) at Tampa Bay (3)	Dec. 16, 1979
9	Kansas City (3) vs. Cleveland (6)	Sept. 4, 1988
10	Kansas City (7) at Denver (3)	Jan. 1, 2012
12	Kansas City (6) vs. St. Louis (6)	Nov. 22, 1970
12	Kansas City (3) at Miami (9)	Oct. 20, 1974

Most Points Shutout Victory, Game

49	vs. Arizona	Dec. 1, 2002
48	vs. N.Y. Jets	Dec. 22, 1963
41	vs. Miami	Oct. 8, 1967
41	vs. San Francisco	Oct. 1, 2006
34	vs. Boston	Dec. 11, 1960
34	vs. Houston	Nov. 26, 1989
34	vs. Cleveland	Sept. 30, 1990
34	vs. San Diego	Oct. 31, 1999

Fewest Points, Shutout Victory, Game

14	vs. Baltimore	Sept. 2, 1979
16	vs. Denver	Dec. 6, 1970
17	vs. L.A. Chargers	Sept. 25, 1960
19	atSan Diego	Nov. 4, 1973
23	vs. San Diego	Nov. 26, 1978

Largest Fourth-Quarter Comebacks

	Opponent	Deficit	Final	Date
17	at Green Bay	14-31	40-34 (OT)	Oct. 12, 2003
17	vs. San Diego	10-27	33-27 (OT)	Sept. 11, 2016
14	at N.Y. Jets	3-17	17-17 (OT)	Oct. 2, 1988
14	vs. N.Y. Giants	3-17	20-17 (OT)	Sept. 10, 1995
14	at Oakland	20-34	37-34	Nov. 28, 1999
14	at Carolina	3-17	20-17	Nov. 13, 2016

Largest Second-Half Comebacks

	Opponent	Deficit	Final	Date
21	vs. San Diego	3-24	33-27 (OT)	Sept. 11, 2016
18	at New Orleans	6-24	27-24	Sept. 23, 2012
17	at Buffalo	10-27	27-27	Sept. 22, 1963
17	at Oakland	0-17	28-17	Oct. 25, 1981
17	at Green Bay	14-31	40-34 (OT)	Oct. 12, 2003
16	at San Diego	0-16	24-23	Nov. 2, 1986
14	at N.Y. Jets	3-17	17-17 (OT)	Oct. 2, 1988
14	vs. San Diego	0-14	20-17 (OT)	Dec. 8, 1991
14	vs. N.Y. Giants	3-17	20-17 (OT)	Sept. 10, 1995
14	at Oakland	13-27	28-27	Sept. 8, 1997
14	at Oakland	20-34	37-34	Nov. 28, 1999
14	at Carolina	3-17	20-17	Nov. 13, 2016

Most Consecutive Games Scoring

181	2012-present
179	1963-76
139	1994-2002
91	1987-93
84	2003-08

Most Points, Two Consecutive Games

104	Oct. 23, 1966 - Oct. 30, 1966 (56, 48)
101	Oct. 24, 2004 - Oct. 31, 2004 (56, 45)
101	Dec. 8, 2013 - Dec. 15, 2013 (45, 56)
98	Dec. 1, 2002 - Dec. 8, 2002 (49, 49)
94	Oct. 29, 1967 - Nov. 5, 1967 (52, 42)
94	Dec. 13, 2004 - Dec. 19, 2004 (49, 45)

Most First-Half Points, Game

42	vs. Denver	Oct. 29, 1967
38	at Miami	Sept. 28, 1968
38	at Washington	Dec. 8, 2013
35	vs. Arizona	Dec. 1, 2002
35	vs. St. Louis	Dec. 8, 2002
35	vs. Atlanta	Oct. 24, 2004
35	at Oakland	Dec. 15, 2013
35	vs. San Francisco	Sept. 23, 2018
35	vs. Las Vegas	Dec. 12, 2021

Most First-Quarter Points, Season

158	1966
147	2018
130	2021
124	2013
113	2004

Most First-Quarter Points, Game

24	at Miami	Sept. 28, 1968
21	13 times, last at Pittsburgh	Sept. 16, 2018

Most Second-Quarter Points, Season

177	2019
172	2022
165	2023
153	2003
150	2018

Most Second-Quarter Points, Game

28	vs. Denver	Oct. 29, 1967
28	vs. Pittsburgh	Oct. 18, 1971
28	vs. Denver	Dec. 7, 1980
28	vs. San Diego	Dec. 22, 1985
28	at Washington	Sept. 30, 2001
28	at Oakland	Sept. 15, 2019

Most Second-Half Points, Game

35	at Denver	Oct. 23, 1966
35	at Denver	Dec. 1, 1972
35	at Tennessee	Dec. 13, 2004
34	at Denver	Jan. 3, 2010
31	at Denver	Sept. 7, 1963
31	at New England	Oct. 14, 2018

Most Third-Quarter Points, Season

134	2018
110	2022
109	1963
106	1964
105	1998

Most Third-Quarter Points, Game

22	vs. Oakland	Nov. 26, 1961
22	vs. New York Jets	Nov. 5, 1967
22	vs. Buffalo	Oct. 18, 1969
21	at Buffalo	Nov. 6, 1960
21	at Denver	Sept. 7, 1963
21	at Denver	Oct. 1, 1972
21	vs. Oakland	Oct. 3, 1977
21	vs. Oakland	Dec. 14, 2014

Most Fourth-Quarter Points, Season

168	2002
140	2004
136	2020
131	2003, 2018
129	1962, 2021
127	1960

Most Fourth-Quarter Points, Game

23	at Buffalo	Nov. 2, 1969
23	at Cleveland	Sept. 8, 2002
22	at N.Y. Titans	Nov. 24, 1960
21	at Baltimore	Oct. 21, 1999
21	at New England	Sept. 7, 2017

TOUCHDOWNS

Most Touchdowns, Season

71	2018
63	2003
62	2004
61	2022
57	2002, 2020, 2021

Most Touchdowns, Consecutive Seasons

125	2003-04 (63, 62)
121	2018-19 (71, 50)
120	2002-03 (57, 63)
118	2021-22 (57, 61)
114	2020-21 (57, 57)

Fewest Touchdowns, Season

17	1982 (9 games)
18	2012
20	2011
23	1973
24	1988, 2007

Most Touchdowns, Game

8	at Denver	Sept. 7, 1963
8	at Denver	Oct. 23, 1966
8	vs. Atlanta	Oct. 24, 2004
8	at Oakland	Dec. 15, 2013
7	13 times; Last at L.A. Rams	Nov. 19, 2018

Most Touchdowns, Both Teams, Game

14	Kansas City (7) at Los Angeles Rams (7)	Nov. 19, 2018
13	Kansas City (7) at Seattle (6)	Nov. 27, 1983 (OT)
13	Kansas City (8) at Oakland (5)	Dec. 15, 2013
12	Kansas City (7) vs. Denver (5)	Nov. 1, 1964
12	Kansas City (7) vs. St. Louis (5)	Oct. 22, 2000
12	Kansas City (7) at Tennesse (5)	Dec. 13, 2004

Most Consecutive Games Scoring Touchdowns

96	1963-70
64	1997-01
60	2017-21
52	1960-63
35	1994-96

Most Offensive Touchdowns, Season

66	2018
59	2022
58	2004
56	2003
53	2002, 2020, 2021

Fewest Offensive Touchdowns, Season

13	1982 (9 games)
17	2012
18	2011
21	1973, 1974

Most Return Touchdowns, Season

11	1992, 1999, 2013
8	2016
7	1995, 1997, 2003

Most Defensive Touchdowns, Season

9	1999
8	1992
6	2013, 2015
5	1972, 1974, 1977
4	1960, 1967, 1981, 1986, 1995, 1997, 2016, 2018, 2021

Fewest Defensive Touchdowns, Season

0	1962, 1976, 1978, 1988, 2006, 2012
1	1961, 1975, 1976, 1989, 1998, 2001, 2002, 2007

Most Defensive Touchdowns, Game

3	vs. Denver	Dec. 27, 1992
2	15 times, last at Baltimore	Dec. 20, 2015

Most Interception Return TDs, Season

6	1992
5	1972, 1974, 1999, 2013
4	1960, 1986, 1997, 2015, 2016

Most Fumble Return TDs, Season

4	1999
3	1997, 1980, 1981, 2017

Most Special Teams Touchdowns, Season

5	1986, 1987, 2013
4	1995, 2003, 2016
3	1969, 1992, 2002, 2009

Most Special Teams Touchdowns, Game

3	at Pittsburgh	Dec. 21, 1986
2	vs. Cleveland	Sept. 30, 1990
2	vs. St. Louis	Dec. 8, 2002
2	at Washington	Dec. 8, 2013

POINTS AFTER TOUCHDOWN

Most Points After Touchdown, Season

65	2018
58	2003, 2004
54	2002
52	2013
50	2021, 2022

Fewest Points After Touchdown, Season

17	1982 (9 games), 2012
20	2011
21	1973, 2007
23	1988

Most Points After Touchdown, Game

8	at Denver	Sept. 8, 1963
8	at Denver	Oct. 23, 1966
8	vs. Atlanta	Oct. 24, 2004
8	at Oakland	Dec. 15, 2013
7	9 time; Last at Tennessee	Dec. 13, 2004

Most Two-Point Attempts, Season

6	2001
5	1997, 2022
4	1961, 1994, 2008, 2015
3	1964, 1965, 1966, 1967, 1995, 2002, 2003, 2007, 2020, 2021

Most Two-Point Conversions, Season

3	1961, 1965, 1994, 2001, 2020, 2022
2	1966, 1967, 1997, 2015, 2016, 2021
1	12 times, Last; 2019

Most Two-Point Attempts, Game

2	vs. Buffalo	Oct. 18, 1964
2	at Houston	Oct. 24, 1965
2	vs. Denver	Dec. 4, 1994
2	at Oakland	Sept. 8, 1997
2	at St. Louis	Oct. 26, 1997
2	vs. New Orleans	Dec. 21, 1997
2	at San Diego	Nov. 9, 2008
2	at Denver	Nov. 14, 2010
2	at Greeb Bay	Sept. 28, 2015
2	at Oakland	Dec. 6, 2015
2	vs. Denver	Dec. 15, 2019

Most Two-Point Conversions, Game

2	at Houston	Oct. 24, 1965
2	at St. Louis	Oct. 26, 1997

FIELD GOALS

Most Field Goals Attempted, Season

45	1971, 2017
42	1970
40	1968
38	1973, 1976, 2019

Fewest Field Goals Attempted, Season

17	1964
18	1977
20	2003
22	2008
23	1979, 2004

Most Field Goals Attempted, Game

7	vs. Buffalo	Dec. 19, 1971
7	vs. Cincinnati	Oct. 4, 2015
6	13 times; Last vs Cincinnati	Dec. 31, 2023

Most Field Goals Attempted, Both Teams, Game

10	Kansas City (7) vs. Buffalo (3)	Dec. 19, 1971
10	Kansas City (5) at San Diego (5)	Oct. 29, 1972
10	Kansas City (5) at San Diego (5)	Sept. 29, 1996
10	Kansas City (6) vs. Denver (4)	Dec. 16, 2001
10	Kansas City (5) vs. Denver (5)	Sept. 28, 2008

Most Field Goals Made, Season

41	2017
34	1990, 2019
33	2023
31	2016
30	1968, 1970, 2015

Fewest Field Goals Made, Season

7	1961
8	1963, 1964, 1977
12	1979

Most Field Goals Made, Game

7	at Cincinnati	Oct. 4, 2015
6	at New Orleans	Sept. 23, 2012
6	vs.Cincinnati	Dec. 31, 2023
5	at Buffalo	Nov. 2, 1969
5	vs. Buffalo	Dec. 7, 1969
5	vs. Buffalo	Dec. 19, 1971
5	vs. L.A. Raiders	Sept. 12, 1985
5	vs. Cincinnati	Nov. 13, 1988
5	at Chicago	Dec. 29, 1990
5	vs. Denver	Sept. 20, 1993
5	vs. Minnesota	Oct. 2, 2011
5	at Denver	Nov. 15, 2015
5	at Houston	Oct. 8, 2017
5	vs. Denver	Oct. 30, 2017
5	vs. Miami	Dec. 24, 2017
5	vs. Denver	Dec. 6, 2020

Most Field Goals Made, Both Teams, Game

9	Kansas City (4) at San Diego (5)	Sept. 29, 1996
9	Kansas City (4) at New England (5)	Oct. 14, 2018
8	Kansas City (5) vs. Buffalo (3)	Dec. 19, 1971
8	Kansas City (4) vs. Denver (4)	Sept. 28, 2008
8	Kansas City (4) vs. Houston (4)	Sept. 18, 2016

Most Consecutive Games Scoring Field Goals

19	2021-22
18	2001-02
16	2017-18, 2019-20
15	2005

SAFETIES

Most Safeties, Season

3	1988, 1997
2	1994

Most Safeties, Game

1	27 times; Last at San Francisco	Oct. 23, 2022

FIRST DOWNS

Most First Downs, Season

419	2021
408	2022
398	2004
397	2020
384	2018

Fewest First Downs, Season

163	1982 (9 games)
183	1970
208	1973
219	1977
223	1968

Most First Downs, Game (All 30+)

36	vs. Atlanta	Oct. 24, 2004
36	at Las Vegas	Nov. 22, 2020
34	at New Orleans	Dec. 20, 2020
33	vs. Indianapolis	Oct. 31, 2004
33	vs. Cincinnati	Oct. 21, 2018
33	vs. L.A. Chargers	Sept. 26, 2021
33	at Arizona	Sept. 11, 2022
33	at Houston	Dec. 18, 2022
32	at Houston	Oct. 24, 1965
32	at Seattle	Nov. 24, 2002
32	vs. Oakland	Dec. 25, 2004
31	at Oakland	Nov. 5, 2000
31	vs. San Francisco	Sept. 23, 2018
31	at Philadelphia	Oct. 3, 2021
31	vs. Chicago	Sept. 24, 2023
30	vs. Cleveland	Nov. 9, 2003
30	at L.A. Raiders	Dec. 22, 1991
30	vs. Seattle	Oct. 29, 2006
30	at Denver	Nov. 14, 2010
30	vs. Baltimore	Dec. 9, 2018

Fewest First Downs, Game

4	at Tampa Bay	Dec. 16, 1979
5	at San Diego	Dec. 12, 2010
7	at Boston	Oct. 23, 1964
7	at Oakland	Dec. 12, 1970
7	at Denver	Dec. 9, 2007
7	at Oakland	Dec. 16, 2012
8	12 times; Last at Denver	Dec. 30, 2012

Most First Downs, Both Teams, Game

64	Kansas City (32) at Seattle (32)	Nov. 24, 2002
62	Kansas City (31) at Oakland (31)	Nov. 5, 2000
61	Kansas City (36) at Las Vegas (25)	Nov. 22, 2020
61	Kansas City (31) at Philadelphia (30)	Oct. 3, 2021
59	Kansas City (26) at Seattle (33)	Nov. 27, 1983 (OT)

Fewest First Downs, Both Teams, Games

15	Kansas City (7) vs. Denver (8)	Dec. 6, 1970
18	Kansas City (7) at Boston (11)	Oct. 23, 1964

RUSHING FIRST DOWNS

Most Rushing First Downs, Season

160	1978, 1981
140	2002
138	2004, 2005
130	1980
129	1969, 1997, 2010

Fewest Rushing First Downs, Season

66	2007
71	1982 (9 games)
79	1985
83	1970, 1983, 1986
84	2000

Most Rushing First Downs, Game

21	vs. Atlanta	Oct. 24, 2004
20	vs. Houston	Oct. 1, 1961
18	vs. Oakland	Oct. 20, 1968
18	vs. Seattle	Nov. 22, 1981
18	at Detroit	Nov. 28, 1996

Fewest Rushing First Downs, Game

*0	at Cincinnati	Nov. 24, 1974
0	vs. Pittsburgh	Nov. 10, 1985
0	at L.A. Raiders	Dec. 6, 1992
0	at Denver	Oct. 27, 1996
0	at Arizona	Oct. 8, 2006
0	vs. Jacksonville	Oct. 7, 2007
0	at Oakland	Dec. 16, 2012
1	12 times; Last vs. Pittsburgh	Oct. 15, 2017

*NFL RECORD

PASSING FIRST DOWNS

Most Passing First Downs, Season

272	2022
267	2021
255	2020
239	2018
228	2004

Fewest Passing First Downs, Season

79	1982 (9 games)
86	1970
89	1968
91	1979
93	1973

Most Passing First Downs, Game (All 20+)

26	vs. Oakland	Dec. 25, 2004
24	at Denver	Nov. 14, 2010
23	at Oakland	Nov. 5, 2000
23	at Las Vegas	Nov. 14, 2021
23	vs. Tennessee	Nov. 6, 2022
22	at Las Vegas	Nov. 22, 2020
22	at Baltimore	Sept. 28, 2020
22	at Arizona	Sept. 11, 2022
21	at Dallas	Nov. 20, 1983
21	at Denver	Oct. 17, 1994
21	at Denver	Dec. 7, 2003
21	at Houston	Oct. 8, 2017
21	at Los Angeles Rams	Nov. 19, 2018
21	at Washington	Oct. 17, 2021
21	vs. Los Angeles Chargers	Oct. 22, 2023
20	vs. Indianapolis	Oct. 31, 2004
20	at Tennessee	Nov. 10, 2019
20	at Los Angeles Chargers	Dec. 16, 2021
20	vs. Los Angeles Rams	Nov. 27, 2022
20	at Houston	Dec. 18, 2022

Fewest Passing First Downs, Game

1	vs. Oakland	Oct. 20, 1968
1	vs. Houston	Sept. 10, 1978
1	at Tampa Bay	Dec. 16, 1979
2	5 times; Last at Denver	Dec. 30, 2012

FIRST DOWNS BY PENALTY

Most Penalty First Downs, Season

46	2019
37	2018
34	2013
33	1996, 1998, 2014, 2021
32	2004, 2015, 2020

Fewest Penalty First Downs, Season

4	1969
9	1973
10	1965, 1999
11	1968, 1972

Most Penalty First Downs, Game

8	vs. L.A. Raiders	Oct. 3, 1993
7	vs. L.A. Raiders	Sept. 17, 1989
7	vs. Seattle	Oct. 17, 1996
7	vs. San Francisco	Sept. 23, 2018
6	at Tennessee	Dec. 13, 2004
6	at Oakland	Nov. 7, 2010

Fewest Penalty First Downs, Game

0	Many times; Last, at Los Angeles Chargers	Jan. 7, 2024

NET YARDS PASSING AND RUSHING

Most Net Yards, Season

7,032	2022
6,810	2018
6,746	2021
6,695	2004
6,653	2020

Most Net Yards, Consecutive Seasons

13,778	2021-22 (6,746, 7,032)
13,399	2020-21 (6,653, 6,746)
13,004	2022-23 (7,032, 5,972)
12,887	2004-05 (6,695, 6,192)
12,877	2018-19 (6,810, 6,067)
12,817	2017-18 (6,007, 6,810)

Fewest Net Yards, Season

2,498	1982 (9 games)
3,536	1973
3,577	1970
3,828	1974
3,936	1977

Most Net Yards, Game (All 500+)

614	at Denver	Oct. 23, 1966
590	vs. Indianapolis	Oct. 31, 2004
566	vs. Detroit	Oct. 14, 1990
552	at Seattle	Nov. 24, 2002
551	vs. Buffalo	Sept. 30, 1962
551	vs. Cincinnati	Oct. 21, 2018
546	at Washington	Sept. 30, 2001
546	at L.A. Rams	Nov. 19, 2018
543	at Tampa Bay	Nov. 29, 2020
542	at Houston	Oct. 24, 1965
540	vs. Atlanta	Oct. 24, 2004
537	at San Diego	Dec. 11, 1983
537	vs. Cincinnati	Jan. 1, 2006
537	at New England	Sept. 7, 2017
530	at Tennessee	Nov. 10, 2019
529	at San Francisco	Oct. 23, 2022
528	vs. Houston	Oct. 1, 1961
524	at Denver	Jan. 3, 2010
521	vs. Detroit	Dec. 14, 2003
520	vs. Denver	Nov. 1, 1964
517	at Baltimore	Sept. 28, 2020
516	at Las Vegas	Nov. 14, 2021
513	at Oakland	Nov. 5, 2000
512	vs. Seattle	Dec. 27, 1987
511	vs. Houston	Nov. 28, 1965
510	at New Orleans	Sept. 23, 2012
508	vs. Cincinnati	Sept. 28, 1969
507	vs. Indianapolis	Dec. 23, 2012
506	vs. San Diego	Oct. 14, 1984
504	at New Orleans	Sept. 8, 1985
504	at N.Y. Jets	Oct. 6, 2002
503	at Seattle	Nov. 28, 2010
503	vs. Baltimore	Sept. 22, 2019
502	at Buffalo	Oct. 3, 1976
502	at Houston	Dec. 18, 2022
500	at Oakland	Dec. 5, 2004

Fewest Net Yards, Game

61	vs. Oakland	Nov. 8, 1963
67	at San Diego	Dec. 12, 2010
80	at Tampa Bay	Dec. 16, 1979
105	at Buffalo	Oct. 29, 1973
106	at Oakland	Dec. 8, 1973

Most Net Yards, Both Teams, Game

1,095	KC (590) vs. Indianapolis (505)	Oct. 31, 2004
1,086	KC (552) at Seattle (534)	Nov. 24, 2002
1,036	KC (524) at Denver (512)	Jan. 3, 2010
1,013	KC (537) at San Diego (476)	Dec. 11, 1983
1,001	KC (546) at L.A. Rams (455)	Nov. 19, 2018

Fewest Net Yards, Both Teams, Game

335	KC (190) at N.Y. Jets (145)	Nov. 7, 1971
343	KC (188) at San Diego (155)	Sept. 6, 1992
345	KC (244) vs. Houston (101)	Oct. 12, 1969
347	KC (61) vs. Oakland (286)	Nov. 8, 1963
349	KC (80) at Tampa Bay (269)	Dec. 16, 1979

Most Games, 400 or More Net Yards, Season

11	2018
10	2020
9	2004, 2022
7	2005, 2010, 2017, 2021
6	1994, 2000, 2002, 2019

Most Consecutive Games, 400 or More Net Yards

6	2018-19
5	2004, 2020, 2022
4	1976, 2005, 2018, 2019
3	1974, 2000 (2), 2004, 2010, 2018, 2021

Most Games, 300 or More Net Yards, Season

*16	2022
15	2004, 2018, 2021
14	2005, 2019, 2020, 2023
13	2002, 2017
12	1989, 1995, 1999, 2003, 2010, 2013, 2015

*NFL Record

Most Consecutive Games, 300 or More Net Yards

19	2021-22
18	2017-18
16	2004-05
13	2001-02
11	2005
10	1966-67, 1989, 2003, 2016-17, 2019-20

Most Plays, Season

1,134	2021
1,098	1994
1,094	2022
1,089	2004
1,080	2023

Fewest Plays, Season

573	1982 (9 games)
775	1970
831	1968
842	1962
846	1966

Most Plays, Game

92	at New Orleans	Sept. 23, 2012
92	at New Orleans	Dec. 20, 2020
91	vs. Tennessee	Nov. 6, 2022
90	at Cincinnati	Sept. 3, 1978
86	vs. N.Y. Giants	Nov. 3, 1974
86	vs. Seattle	Sept. 28, 1997
85	at Jacksonville	Nov. 9, 1997
84	vs. Denver	Oct. 24, 1976
84	at San Diego	Nov. 12, 1978

Fewest Plays, Game

38	at Oakland	Dec. 12, 1970
38	at Tampa Bay	Dec. 16, 1979
41	at San Diego	Oct. 7, 1962
41	at San Diego	Dec. 12, 2010
42	at Oakland	Dec. 8, 1973
44	at New England	Oct. 11, 1998
44	at Baltimore	Sept. 13, 2009
44	vs. Denver	Nov. 30, 2014

RUSHING

ATTEMPTS

Most Rushing Attempts, Season

663	1978
610	1981
569	1979
559	1989
556	2010

Most Rushing Attempts, Consecutive Seasons

1,232	1978-79 (663, 569)
1,162	1980-81 (552, 610)
1,121	1979-80 (569, 552)
1,089	1977-78 (456, 663)
1,063	1989-90 (559, 504)

Fewest Rushing Attempts, Season

269	1982 (9 games)
375	2019
379	2008
383	2000, 2007
387	1983, 2018

Most Rushing Attempts, Game

69	at Cincinnati	Sept. 3, 1978
60	vs. Oakland	Oct. 20, 1968
57	vs. Seattle	Nov. 5, 1989
56	vs. Houston	Oct. 1, 1961
55	vs. Oakland	Sept. 23, 1979

Fewest Rushing Attempts, Game

9	at Oakland	Nov. 5, 2000
10	vs. Jacksonville	Oct. 7, 2007
10	at Oakland	Dec. 16, 2012
11	at New England	Oct. 11, 1998
11	at New York Jets	Dec. 3, 2017
11	vs. Houston	Oct. 13, 2019
11	vs. Carolina	Nov. 8, 2020

Most Rushing Attempts, Both Teams, Game

103	KC (53) at San Diego (50)	Nov. 12, 1978 (OT)
100	KC (41) vs. Denver (59)	Sept. 24, 1978
100	KC (39) vs. Chicago (61)	Nov. 8, 1981
94	KC (45) at Chicago (49)	Nov. 13, 1977
89	KC (40) vs. Detroit (49)	Nov. 23, 1975

Fewest Rushing Attempts, Both Teams, Game

33	KC (20) at Tampa Bay (13)	Nov. 29, 2020
35	KC (11) vs. Carolina (24)	Nov. 8, 2020
36	KC (19) vs. Philadelphia (17)	Sept. 17, 2017
36	KC (20) at New England (16)	Dec. 17, 2023
38	KC (21) vs. Houston (17)	Dec. 16, 1990

38	KC (25) at Pittsburgh (13)	Sept. 16, 2018

Most Games, 40 or More Rushing Attempts, Season

9	1978
8	1973, 1981
7	1968
6	1962, 1969, 1989

Most Games, 30 or More Rushing Attempts, Season

14	1978
13	1971, 1981
11	1969, 1975, 1976, 1980, 1989, 1990, 2005, 2006

Most Consecutive Games, 40 or More Rushing Attempts

4	1968, 1978
3	1962, 1973 (2), 1996

Most Consecutive Games, 30 or More Rushing Attempts

15	1980-81
10	1971
8	1975, 1977-78
7	1972, 1978, 1978-79

YARDS

Most Rushing Yards, Season

2,986	1978
2,633	1981
2,627	2010
2,407	1962
2,395	2012

Most Rushing Yards, Home, Season

1,488	1981
1,468	1962
1,463	2010
1,436	1978
1,390	1961

Most Rushing Yards Per Game, Season

186.6	1978 (2,986 in 16 games)
171.9	1962 (2,407 in 14 games)
164.6	1981 (2,633 in 16 games)
164.2	2010 (2,627 in 16 games)
162.4	1966 (2,274 in 14 games)

Most Rushing Yards Per Game, Home, Season

209.7	1962 (1,468 in 7 games)
198.6	1961 (1,390 in 7 games)
186.0	1981 (1,488 in 8 games)
182.9	2010 (1,463 in 8 games)
179.5	1978 (1,436 in 8 games)

Most Rushing Yards, Consecutive Seasons

5,302	1978-79 (2,986, 2,316)
4,829	1977-78 (1,843, 2,986)
4,671	2004-05 (2,289, 2,382)
4,590	1961-62 (2,183, 2,407)
4,556	2009-10 (1,929, 2,627)

Fewest Rushing Yards, Season

943	1982 (9 games)
1,248	2007
1,254	1983
1,351	2017
1,465	2000
1,468	1986

Fewest Rushing Yards Per Game, Season

78.0	2007 (1,248 in 16 games)
78.4	1983 (1,254 in 16 games)
91.6	2000 (1,465 in 16 games)
91.8	1986 (1,468 in 16 games)
92.9	1985 (1,486 in 16 games)

Most Rushing Yards, Game (All 300+)

398	vs. Houston	Oct. 1, 1961
380	at Denver	Oct. 23, 1966
352	vs. Indianapolis	Dec. 23, 2012
320	vs. Buffalo	Sept. 30, 1962
317	at Denver	Jan. 3, 2010
313	vs. Cincinnati	Oct. 26, 1969
310	vs. Detroit	Oct. 14, 1990
302	at Houston	Oct. 24, 1965

Fewest Rushing Yards, Game

0	vs. Denver	Dec. 19, 1965
10	vs. Jacksonville	Oct. 7, 2007
10	at Oakland	Dec. 16, 2012
14	at New England	Oct. 11, 1998
16	at Denver	Dec. 9, 2007

Most Games, 200 or More Rushing Yards

8	1978
6	2010
5	1962
4	1960 1968, 1979, 1981, 2002
3	1961, 1966, 1967, 1991, 2001, 2004, 2012

Most Rushing Yards, Both Teams, Game

519	Kansas City (168) vs. Cleveland (351)	Dec. 20, 2009
502	Texans (398) vs. Houston (104)	Oct. 1, 1961
479	Kansas City (251) vs. Detroit (228)	Nov. 23, 1975
464	Kansas City (165) vs. New Orleans (299)	Sept. 26, 1976
459	Kansas City (137) at Cleveland (322)	Oct. 30, 1977

Fewest Rushing Yards, Both Teams, Game

75	Kansas City (20) at Houston (55)	Sept. 29, 1974
95	Kansas City (43) at New England (52)	Dec. 17, 2023
103	Kansas City (46) at Houston (57)	Sept. 12, 1993
105	Kansas City (27) vs. Boston (78)	Nov. 17, 1968
105	Kansas City (79) at Houston (26)	Sept. 26, 1971

Most 10+ Yard Rushes, Season (Since 1990)

73	2002
72	2010
67	2005
64	2001, 2012

Most 10+ Yard Rushes, Game (Since 1990)

11	at Oakland (10 Holmes, 1 Cloud)	Dec. 9, 2001
10	at Seattle (9 Holmes, 1 Morton)	Nov. 24, 2002
10	vs. Buffalo (7 Charles, 3 Jones)	Oct. 31, 2010
9	vs. Detroit (5 Word, 3 Okoye, 1 McNair)	Oct. 14, 1990
9	vs. Denver (5 Richardson, 2 Grbac, 1 Alexander, 1 Moreau)	Dec. 17, 2000
9	vs. Atlanta (6 Holmes, 2 Blaylock, 1 Hall)	Oct. 24, 2004
9	vs. Indianapolis (6 Holmes, 2 Morton, 1 Johnson)	Oct. 31, 2004
9	vs. Indianapolis (4 Charles, 4 Hillis, 1 McCluster)	Dec. 23, 2012

Highest Rushing Average, Season

5.18	1966 (439-2,274)
5.15	2002 (462-2,378)
5.03	1962 (479-2,407)
4.97	1961 (439-2,183)
4.79	2018 (387-1,855)

Lowest Rushing Average, Season

3.24	1983 (387-1,254)
3.26	2007 (383-1,248)
3.39	1980 (552-1,873)
3.40	1986 (432-1,468)
3.43	1992 (446-1,532)

RUSHING TOUCHDOWNS

Most Rushing Touchdowns, Season

32	2003
31	2004
26	2002, 2005
24	1960

Most Rushing Touchdowns, Consecutive Seasons

*63	2003-04 (32, 31)
58	2002-03 (26, 32)
57	2004-05 (31, 26)
47	1960-61 (24, 23)
44	1961-62 (23, 21)

*NFL RECORD

Fewest Rushing Touchdowns, Season

3	1982 (9 games)
5	2011
6	1972, 2007
7	1987

Most Rushing Touchdowns, Game (Since 1960)

*8	vs. Atlanta	Oct. 24, 2004
5	at Denver	Oct. 23, 1966
4	14 times; Last vs. Detroit	Nov. 1, 2015

*NFL RECORD

Most Rushing Touchdowns, Both Teams, Game

8	Kansas City (3) at Denver (5)	Dec. 7, 2003
8	Kansas City (8) vs. Atlanta (0)	Oct. 24, 2004
7	Texans (4) vs. Boston (3)	Sept. 8, 1962
7	Kansas City (4) at Denver (3)	Oct. 10, 1965

PASSING

RATING

Highest Passer Rating, Season

113.8	2018
107.3	2020
104.7	2022
104.4	2019
100.8	2017

Lowest Passer Rating, Season

53.3	1977
54.0	1979
55.0	1974
55.3	1961
59.2	1978

PASSING ATTEMPTS

Most Passes Attempted, Season

675	2021
651	2022
641	1983
635	2023
630	2020

Most Passes Attempted, Consecutive Seasons

1,326	2021-22(675, 651)
1,305	2020-21 (630, 675)
1,286	2022-23 (651, 635)
1,234	1983-84 (641, 593)
1,206	2019-20 (576, 630)

Fewest Passes Attempted, Season

264	1982 (9 games)
270	1968
289	1970
313	1973
322	1962

Most Passes Attempted, Game

68	vs. Tennessee	Nov. 6, 2022
59	at Dallas	Nov. 20, 1983
55	at San Diego	Oct. 9, 1994
55	at Miami	Dec. 12, 1994
54	at Denver	Nov. 16, 1986
54	at Denver	Oct. 17, 1994
54	at San Diego	Sept. 29, 1996
54	vs. San Diego	Nov. 24, 1996
54	vs. Buffalo	Oct. 10, 2021

Fewest Passes Attempted, Game

3	vs. Oakland	Oct. 20, 1968
6	at Oakland	Dec. 13, 1969
10	vs. Denver	Sept. 24, 1978
11	at Miami	Oct. 21, 1974
11	at Oakland	Oct. 5, 1980

Most Passes Attempted, Both Teams, Game

100	Kansas City (46) vs. Tampa Bay (54)	Oct. 28, 1964
99	Kansas City (38) vs. Jacksonville (61)	Oct. 7, 2018
95	KC (54) at San Diego (41)	Sept. 29, 1996
95	KC (46) at L.A. Rams (49)	Nov. 19, 2018
95	KC (45) vs. Carolina (50)	Nov. 8, 2020

Fewest Passes Attempted, Both Teams, Game

26	KC (6) at Oakland (20)	Dec. 13, 1969
26	KC (13) at Tampa Bay (13)	Dec. 16, 1979
27	KC (14) vs. Houston (13)	Sept. 10, 1978

COMPLETIONS

Most Passes Completed, Season

448	2021
435	2022
421	2023
420	2020
385	2018

Most Passes Completed, Consecutive Seasons

883	2021-22 (448, 435)
868	2020-21 (420, 448)
856	2022-23 (435, 421)
798	2019-20 (378, 420)
763	2018-19 (385, 378)

Fewest Passes Completed, Season

145	1982 (9 games)
154	1970
156	1968
173	1973
177	1961

Most Passes Completed, Game (All 35+)

43	vs. Tennessee	Nov. 6, 2022
39	at Oakland	Nov. 5, 2000
37	at San Diego	Oct. 9, 1994
37	at Tampa Bay	Nov. 29, 2020
36	at Tennessee	Nov. 10, 2019
36	at Las Vegas	Nov. 14, 2021
36	at Houston	Dec. 18, 2022
35	vs. Baltimpre	Dec. 9, 2018
35	vs. N.Y. Jets	Nov. 1, 2020
35	at Las Vegas	Nov, 22, 2020

Fewest Passes Completed, Game

2	vs. Oakland	Oct. 20, 1968
2	at Oakland	Dec. 13, 1969
5	7 times: Last at Seattle	Dec. 17, 1978

Most Passes Completed, Both Teams, Game (All 60+)

67	Kansas City (30) vs. Carolina (37)	Nov. 8, 2020
64	Kansas City (33) at L.A. Rams (31)	Nov. 19, 2018
64	Kansas City (37) at Tampa Bay (27)	Nov. 29, 2020
62	Kansas City (31) at San Diego (31)	Dec. 11, 1983
62	Kansas City (23) atPittsburgh (39)	Sept. 16, 2018
62	Kansas City (23) at Tampa Bay (39)	Oct. 2, 2022
61	Kansas City (35) at Las Vegas (25)	Nov. 14, 2021
60	Kansas City (31) at Minnesota (29)	Oct. 8, 2023

Fewest Passes Completed, Both Teams, Game

11	Kansas City (10) vs. San Diego (1)	Sept. 20, 1998
12	Kansas City (7) at Tampa Bay (5)	Dec. 16, 1979
13	Kansas City (2) at Oakland (11)	Dec. 13, 1969
13	Kansas City (8) vs. Boston (5)	Oct. 11, 1970
14	Kansas City (2) vs. Oakland (12)	Oct. 20, 1968
14	Kansas City (8) at Buffalo (6)	Oct. 29, 1973

Most 20+ Yard Completions, Season (Since 1990)

76	2018
73	2022
69	2020
60	2004
59	2000, 2019
58	2021

Most 20+ Yard Completions, Game (Since 1990)

9	vs. St. Louis (6 Grbac, 2 Moon, 1 Morris)	Oct. 22, 2000
9	at Denver (9 Cassel)	Nov. 14, 2010
9	at L.A. Rams (9 Mahomes)	Nov. 19, 2018
8	at Oakland (8 Mahomes)	Sept. 15, 2019
8	at Miami (8 Mahomes)	Dec. 13, 2020
7	at L.A. Raiders (7 Krieg)	Dec. 6, 1992
7	at San Diego (7 Gannon)	Nov. 22, 1998
7	at Oakland (7 Grbac)	Nov. 5, 2000
7	at Arizona (7 Green)	Oct. 21, 2001
7	vs. Indianapolis (7 Green)	Oct. 31, 2004
7	at New York Jets (7 Smith)	Dec. 3, 2017
7	at Cleveland (7 Mahomes)	Nov. 4, 2018
7	at Tampa Bay (7 Mahomes)	Nov. 29, 2020
7	at Los Angeles Chargers (7 Mahomes)	Dec. 16, 2021
7	at San Francisco (7 Mahomes)	Oct. 23, 2022

PASSING YARDS

Most Net Passing Yards, Season

5,062	2022
4,955	2018
4,854	2020
4,791	2021
4,498	2019

Most Net Passing Yards, Consecutive Seasons

9,853	2021-22 (4,791, 5,062)
9,645	2020-21 (4,854, 4,791)
9,453	2018-19 (4,955, 4,498)
9,352	2019-20 (4,498, 4,854)
9,250	2022-23 (5,062, 4,188)

Fewest Net Passing Yards, Season

1,555	1982 (9 games)
1,660	1979
1,719	1970
1,743	1973
1,834	1978

Most Gross Passing Yards, Game (All 400+)

504	at Oakland	Nov. 5, 2000
478	at L.A. Rams	Nov. 19, 2018
469	at Denver	Nov. 14, 2010
462	at Tampa Bay	Nov. 29, 2020
446	at Tennessee	Nov. 10, 2019

446	vs. N.Y. Jets	Nov. 1, 2020
446	vs. Tennessee	Nov. 6, 2022
443	at Oakland	Sept. 15, 2019
435	vs. Denver	Nov. 1, 1964
433	at Tennessee	Nov. 10, 2019
432	at Dallas	Nov. 20, 1983
424	vs. L.A. Chargers	Oct. 22, 2023
423	at San Francisco	Oct. 23, 2022
422	at Las Vegas	Nov. 14, 2021
412	vs. Denver	Dec. 19, 1965
411	at San Diego	Dec. 11, 1983
410	at L.A. Chargers	Dec. 16, 2021
400	at Green Bay	Oct. 12, 2003

Most Net Passing Yards, Game (All 400+)

474	at Oakland	Nov. 5, 2000
456	at Tampa Bay	Nov. 29, 2020
448	at L.A. Rams	Nov. 19, 2018
446	vs. N.Y. Jets	Nov. 1, 2020
436	at Oakland	Sept. 15, 2019
433	at Denver	Nov. 14, 2010
433	at Tennessee	Nov. 10, 2019
422	at Las Vegas	Nov. 14, 2021
422	vs. Tennessee	Nov. 6, 2022
417	at San Francisco	Oct. 23, 2022
415	vs. L.A. Chargers	Oct. 22, 2023
410	at L.A. Chargers	Dec. 16, 2021
406	at San Diego	Dec. 11, 1983
400	at Green Bay	Oct. 12, 2003

Fewest Gross Passing Yards, Game

16	vs. Oakland	Oct. 20, 1968
39	vs. Houston	Nov. 15, 1981
42	at Seattle	Sept. 30, 1979
44	at Denver	Oct. 8, 1961
46	at Tampa Bay	Dec. 16, 1979

Fewest Net Passing Yards, Game

-22	vs. Oakland	Nov. 8, 1963
15	at Seattle	Sept. 30, 1979
16	vs. Oakland	Oct. 20, 1968
18	at Denver	Dec. 6, 1970
19	at San Diego	Dec. 12, 2010

Most Net Passing Yards, Both Teams, Game (All 700+)

859	Kansas City (387) vs. Indianapolis (472)	Oct. 31, 2004
827	Kansas City (448) at L.A. Rams (379)	Nov. 19, 2018
798	Kansas City (456) at Tampa Bay (342)	Nov. 29, 2020
782	Kansas City (406) at San Diego (376)	Dec. 11, 1983
764	Kansas City (322) at Pittsburgh (442)	Sept. 16, 2018
760	Kansas City (417) at San Francisco (343)	Oct. 23, 2022
754	Kansas City (249) vs. Houston (505)	Dec. 16, 1990
748	Kansas City (331) at Oakland (417)	Oct. 19, 2017
732	Kansas City (433) at Denver (299)	Nov. 14, 2010
725	Kansas City (378) atJacksonville (347)	Sept. 8, 2019
724	Kansas City (362) vs. Saint Louis (362)	Oct. 22, 2000
716	Kansas City (474) at Oakland (242)	Nov. 5, 2000

Fewest Net Passing Yards, Both Teams, Game

67	Kansas City (22) at Tampa Bay (45)	Dec. 16, 1979
81	Kansas City (34) vs. Houston (47)	Sept. 10, 1978
88	Kansas City (18) vs. Denver (70)	Dec. 6, 1970
99	Kansas City (48) vs. Cleveland (51)	Oct. 22, 1978
101	Kansas City (-22) vs. Oakland (123)	Nov. 8, 1963

Most Individual 100-Yard Receiving Games, Season

14	2000, 2004
11	1964, 2018
10	2022
9	2017, 2020, 2021
8	1966, 1983

Most Consecutive Individual 100-Yard Receiving Games, Season

7	2000
6	2004, 2020
4	1964, 2016, 2018, 2021
3	1966, 1984, 1992, 1994, 2005, 2007, 2010, 2022 (2 times)
2	1961, 1962, 1963, 1965, 1968, 1969, 1980, 1982, 1983, 1985, 1987, 1988, 1989, 1998, 1999, 2001, 2006, 2007, 2008, 2011, 2017 (3 times), 2018, 2019, 2023

COMPLETION PERCENTAGE

Most Consecutive Seasons Leading League, Completion Percentage

*4	1966-69

*NFL RECORD

Highest Completion Percentage, Season

66.85	(543-363)	2017
66.85	(546-365)	2016
66.82	(651-435)	2022
66.67	(630-420)	2020
66.37	(675-448)	2021

Lowest Completion Percentage, Season

44.36	1961 (399-177)
48.05	1960 (435-209)
48.90	1965 (409-200)
49.33	1986 (521-257)
50.38	1965 (395-199)

PASSING TOUCHDOWNS

Most Passing Touchdowns, Season

50	2018
41	2022
40	2020
37	2021
32	1964

Fewest Passing Touchdowns, Season

7	1978, 1979
8	2012
10	1973, 1982 (9 games)
11	1974, 1977
13	1981

Most Passing Touchdowns, Game

6	vs. Denver	Nov. 1, 1964
6	at Pittsburgh	Sept. 16, 2018
6	at L.A. Rams	Nov. 19, 2018
5	11 times; Last at Arizona	Sept. 11, 2022

Most Passing Touchdowns, Both Teams, Game

10	Kansas City (6) at L.A. Rams (4)	Nov. 19, 2018
9	Kansas City (4) at Denver (5)	Nov. 14, 2010
9	Kansas City (6) at Pittsburgh (3)	Sept. 16, 2018
8	Kansas City (6) vs. Denver (2)	Nov. 1, 1964
8	Kansas City (4) at San Diego (4)	Dec. 11, 1983
8	Kansas City (3) vs. Indianapolis (5)	Oct. 31, 2004
8	Kansas City (3) at Houston (5)	Oct. 8, 2017

SACKS

Most Consecutive Games Without Allowing A Sack

3	1988, 1989, 2000

Most Times Sacked, Season

57	1980
55	2007
53	1975
50	1986
49	2014

Fewest Times Sacked, Season

19	1994
21	1978, 1991, 1995, 2003
22	1990

Most Times Sacked, Game

10	vs. Baltimore	Nov. 2, 1980
9	vs. San Diego	Dec. 2, 2007
8	at Pittsburgh	Dec. 5, 1982
8	vs. L.A. Raiders	Dec. 12, 1982
7	8 times; Last at Green Bay	Sept. 28, 2015

Most Times Sacked, Both Teams, Game

13	Kansas City (2) vs. Cleveland (11)	Sept. 30, 1984
13	Kansas City (6) vs. Houston (7)	Sept. 21, 1986
12	Kansas City (2) vs. Oakland (10)	Spet. 6, 1998
12	Kansas City (9) vs. San Diego (3)	Dec. 2, 2007
12	Kansas City (3) at Oakland (9)	Oct. 13, 2013

INTERCEPTIONS

Most Passes Had Intercepted, Season

27	1961
26	1977
25	1974
24	2001
23	1985, 1989

Fewest Passes Had Intercepted, Season

5	1990, 2019
6	2014
7	2015, 2020
8	1982 (9 games), 2010, 2013, 2016, 2017

Most Passes Had Intercepted, Game

7	vs. Pittsburgh	Oct. 13, 1974
6	at Seattle	Nov. 4, 1984
6	vs. L.A. Raiders	Oct. 20, 1985

Most Passes Had Intercepted, Both Teams, Game

9	Kansas City (3) vs. Miami (6)	Nov. 13, 1966
8	9 times, Last; Kansas City (2) at Oakland (6)	Oct. 23, 2011

PUNTING

Seasons Leading League (Average Distance)

6	1968, 1971-73, 1979, 1984

Most Consecutive Seasons Leading League

3	1971-73

Most Punts, Season

104	1999
99	1986
98	1984
97	2009
96	2007

Fewest Punts, Season

38	1982 (9 games)
40	2021
45	2018
49	2019
52	2020

Most Punts, Game

11	at N.Y. Jets	Sept. 18, 1965
11	vs. Baltimore	Sept. 2, 1979
11	at San Francisco	Nov. 17, 1985
11	at Cleveland	Nov. 19, 1989
11	vs. San Diego	Nov. 13, 1994
11	at Chicago	Dec. 4, 2011
10	vs. Denver	Oct. 6, 1974
10	at Oakland	Oct. 5, 1980
10	at N.Y. Jets	Oct. 2, 1988
10	at San Diego	Nov. 26, 2000
10	at N.Y. Jets	Dec. 30, 2007
10	at Jacksonville	Sept. 8, 2013

Fewest Punts, Game

0	at L.A. Raiders	Dec. 22, 1991
0	vs. Carolina	Dec. 10, 2000
0	vs. Cincinnati	Oct. 21, 2018
0	at Philadelphia	Oct. 3, 2021

PUNTING AVERAGE

Highest Punting Average Distance, Season

50.42	2022 (53-2,672)
47.05	2023 (59-2,776)
46.83	2012 (83-3,887)
46.70	2021 (40-1,868)
45.89	2011 (89-4,084)

Lowest Punting Average Distance, Season

35.87	1962 (54-1,937)
37.26	2002 (65-2,422)
38.53	1981 (70-2,697)
38.67	1990 (81-3,132)
38.96	2003 (81-3,156)

PUNTS BLOCKED

Most Punts Had Blocked, Season

2	1974, 1975, 1985, 1999

Most Punts Had Blocked, Game

2	vs. Denver	Oct. 27, 1985

PUNT RETURNS

Seasons Leading League (Average Return)

6	1960, 1968, 1970, 1979-80, 2003

Most Punt Returns, Season (All 50+)

59	2013
58	1979, 1995, 1999
52	2010
50	1981, 2014

Fewest Punt Returns, Season

15	1982 (9 games)
19	2021
22	2018
24	1963, 2004

Most Punt Returns, Game

9	at Oakland	Nov. 15, 2009
8	vs. San Diego	Nov. 10, 1974
8	at St. Louis	Dec. 19, 2010
7	vs. Oakland	Sept. 23, 1979
7	vs. N.Y. Giants	Oct. 21, 1979
7	vs. San Diego	Nov. 13, 1994
7	vs. Detroit	Sept. 26, 1999
7	at Denver	Dec. 5, 1999
7	at Oakland	Oct. 21, 2007
7	at Jacksonville	Sept. 8, 2013
7	at Washington	Dec. 8, 2013

Most Punt Returns, Both Teams, Game

15	Kansas City (6) vs. Baltimore (9)	Sept. 2, 1979

PUNT RETURN YARDS

Most Punt Return Yards, Season

706	1999
695	2013
612	1979
605	2014
592	2016

Fewest Punt Return Yards, Season

126	1972
129	1982 (9 games)
150	1971
163	2020
169	2008

Most Punt Return Yards, Game

177	at Washington	Dec. 8, 2013
160	vs. San Diego	Sept. 13, 2010
156	vs. Oakland	Dec. 14, 2014
141	vs. Oakland	Sept. 23, 1979
139	at Denver	Dec. 5, 1999

Highest Punt Return Average, Season

16.42	2003 (33-542)
15.03	1960 (33-496)
15.00	1968 (30-450)
14.80	2016 (40-592)
14.53	1980 (40-581)

Lowest Punt Return Average, Season

4.34	1972 (29-126)
4.55	1971 (33-150)
5.82	2020 (28-163)
6.29	2017 (35-220)
6.50	2008 (26-169)

PUNT RETURN TOUCHDOWNS

Most Punt Return Touchdowns, Season

2	1968, 1979, 1980, 1992, 1999, 2002, 2003, 2013, 2016
1	1960, 1965, 1966, 1987, 1995, 1997, 2006, 2010, 2014, 2017, 2018, 2020

Most Punt Return Touchdowns, Game

1	30 times; Last at Miami	Dec. 13, 2020

Most Punt Return Touchdowns, Both Teams, Game

*2	Kansas City (1) at Buffalo (1)	Sept. 11, 1966

*NFL RECORD

KICKOFF RETURNS

Most Kickoff Returns, Season

80	2008
77	2009
75	2004
70	1987, 2000
68	2005

Fewest Kickoff Returns, Season

12	2023
25	2020
30	2021
31	1973
34	1982 (9 games)

Most Kickoff Returns, Game

11	vs. Buffalo	Nov. 23, 2008
10	vs. Oakland	Nov. 2, 1967
10	vs. Seattle	Sept. 20, 1987
9	vs. Pittsburgh	Nov. 10, 1985
9	vs. Denver	Dec. 6, 2009

KICKOFF RETURN YARDS

Most Kickoff Return Yards, Season

1,820	2004
1,716	2008
1,666	2009
1,591	2005
1,577	2003

Fewest Kickoff Return Yards, Season

241	2023
646	2020
692	2022
702	2021
722	1992

Most Kickoff Return Yards, Game

251	at Miami	Dec. 12, 1994
245	at San Diego	Oct. 15, 1967
236	vs. Pittsburgh	Nov. 10, 1985
234	vs. Philadelphia	Oct. 2, 2005
233	vs. San Diego	Nov. 28, 2004

Highest Kickoff Return Average, Season

29.91	2013 (44-1,316)
28.04	2014 (51-1,430)
27.64	1961 (53-1,465)
26.59	1969 (41-1,090)
25.84	2020 (25-646)

Lowest Kickoff Return Average, Season

16.52	1988 (56-925)
17.04	1990 (46-784)
17.20	1983 (54-929)
17.60	1989 (52-915)
18.51	1992 (39-722)

KICKOFF RETURN TOUCHDOWNS

Most Kickoff Return Touchdowns, Season

2	1987, 1995, 2003, 2004, 2013
1	1961, 1963, 1967, 1969, 1986, 1994, 1996, 1997, 2002, 2005, 2009, 2014, 2016, 2019, 2020

Most Kickoff Return Touchdowns, Game

1	25 times; Last at Denver	Oct. 25, 2020

FUMBLES

Most Fumbles, Season

42	1980

Fewest Fumbles, Season

7	2002
13	1982 (9 games), 2003
14	2017
15	2010
16	2015

Most Fumbles, Game

9	vs. San Diego	Nov. 15, 1964
9	vs. Houston	Oct. 12, 1969

Most Fumbles, Both Teams, Game

13	Kansas City (9) vs. Houston (4)	Oct. 12, 1969

Most Fumbles Lost, Season

24	1981, 1987
21	1977
20	1964, 1965

Fewest Fumbles Lost, Season

*2	2002
3	2017
4	1982 (9 games)
6	2003, 2010, 2018
8	1967, 1991, 2008, 2015

*NFL RECORD

Most Fumbles Lost, Game

6	vs. Houston	Oct. 12, 1969
5	vs. Buffalo	Oct. 17, 1965
5	vs. Chicago	Nov. 8, 1981
5	vs. Seattle	Oct. 4, 1998

Most Turnovers, Season

47	1977
46	1981
45	1961
41	1964, 1987, 1989

Fewest Turnovers, Season

11	2017
12	1982 (9 games)
14	2010
15	2002, 2015, 2019
16	2020

Most Turnovers, Game

9	vs. Buffalo	Oct. 17, 1965
9	vs. Pittsburgh	Oct. 13, 1974
8	at. Houston	Oct. 16, 1960
8	vs. San Diego	Sept. 20, 1981

Most Turnovers, Both Teams, Game

16	Kansas City (7) vs. Houston (9)	Oct. 12, 1969

PENALTIES

Fewest Penalties, Season

43	1982 (9 games)
52	1963
56	1964
61	1966
62	1969

Most Penalties, Season

158	1998
137	2018
127	1994
126	1999
122	1996

Fewest Penalties, Game

*0	vs. Buffalo	Oct. 2, 1966
0	vs. Oakland	Dec. 8, 1974
0	vs. Oakland	Dec. 1, 2019
0	vs. Jacksonville	Nov. 13, 2022
1	26 times; Last at Denver	Oct. 25, 2020

*NFL RECORD

Most Penalties, Game

17	at Seattle	Nov. 8, 1998
15	vs. San Diego	Sept. 20, 1998
15	at New England	Sept. 7, 2017
14	at Atlanta	Sept. 18, 1994
14	at Denver	Oct. 17, 1994

Fewest Penalties, Both Teams, Game

2	Kansas City (1) vs. Buffalo (1)	Oct. 2, 1966
2	Kansas City (2) vs. October (0)	Oct. 20, 1968
2	Kansas City (2) vs. Boston (0)	Nov. 17, 1968
2	Kansas City (1) at San Diego (1)	Sept. 14, 1969
2	Kansas City (0) vs. Oakland (2)	Dec. 8, 1974

Most Penalties, Both Teams, Game

30	Kansas City (17) at Seattle (13)	Nov. 8, 1998
27	Kansas City (12) at Oakland (15)	Nov. 7, 2010
26	Kansas City (7) vs. San Diego (19)	Oct. 16, 1997
26	Kansas City (11) vs. Oakland (15)	Dec. 24, 2011
25	Kansas City (11) vs. Denver (14)	Sept. 20, 1993

YARDS PENALIZED

Fewest Yards Penalized, Season

371	1982 (9 games)
515	1974
577	2006
591	1980
602	2001

Most Yards Penalized, Season

1,304	1998
1,152	2018
1,048	1978
1,044	2017
1,035	1997

Fewest Yards Penalized, Game

0	vs. Buffalo	Oct. 2, 1966
0	vs. Oakland	Dec. 8, 1974
0	vs. Oakland	Dec. 1, 2019
0	vs. Jacksonville	Nov. 13, 2022
1	vs. San Diego	Dec. 22, 2002
3	vs. Buffalo	Sept. 11, 2011
5	13 times; Last vs. Houston	Sept. 10, 2020

Most Yards Penalized, Game

154	vs. Oakland	Nov. 1, 1970
152	at Seattle	Nov. 8, 1998
141	at San Diego	Oct. 25, 1987
139	at New England	Sept. 7, 2017
137	vs. Denver	Nov. 16, 1998

Fewest Yards Penalized, Both Teams, Game

10	Kansas City (10) vs. Boston (0)	Nov. 17, 1968
10	Kansas City (0) vs. Oakland (10)	Dec. 8, 1974
10	Kansas City (5) at Denver (5)	Dec. 7, 2008
12	Kansas City (0) vs. Buffalo (12)	Oct. 12, 1966
19	Kansas City (5) vs. Houston (14)	Oct. 12, 1980

Most Yards Penalized, Both Teams, Game

259	Kansas City (141) at San Diego (118)	Oct. 25, 1987
258	Kansas City (126) vs. L.A. Raiders (132)	Sept. 16, 1984
249	Kansas City (154) vs. Oakland (95)	Nov. 1, 1970
248	Kansas City (152) at Seattle (96)	Nov. 8, 1998
245	Kansas City (117) at Houston (128)	Sept. 9, 1967

REGULAR TEAM DEFENSIVE

SCORING

POINTS

Fewest Points Allowed, Season

170	1968
177	1969
184	1982 (9 games)
192	1973
208	1971

Lowest Scoring Average, Season

12.1	1968 (170 in 14 games)
12.6	1969 (177 in 14 games)
13.7	1973 (192 in 14 games)
14.5	1997 (232 in 16 games)
14.9	1971 (208 in 14 games)

Most Points Allowed, Season

440	2008
435	2004
425	2012
424	2009
421	2009

Highest Scoring Average, Season

27.5	2008 (440 in 16 games)
27.2	2004 (435 in 16 games)
26.9	1976 (376 in 14 games)
26.6	2012 (425 in 16 games)
26.5	2009 (424 in 16 games)

Most Points Allowed, Game

54	vs. Buffalo	Nov. 23, 2008
54	at L.A. Rams	Nov. 19, 2018
51	at Seattle	Nov. 27, 1983 (OT)
50	at Buffalo	Oct. 3, 1976
49	at Oakland	Nov. 5, 2000
49	at Denver	Nov. 14, 2010

Most First-Half Points Allowed, Game

35	at San Diego	Oct. 25, 1987
35	at Denver	Nov. 14, 2010
34	vs. Seattle	Dec. 11, 1977
31	Seven times, last at Pittsburgh	Oct. 15, 2006

Fewest First-Half Points Allowed, Season

74	1969
95	1982 (9 games)
97	1965
101	1973
103	1968

Most First-Quarter Points Allowed, Season

101	1998
95	1976, 2012
93	2009
88	1987

Fewest First-Quarter Points Allowed, Season

29	1963, 1969
30	1973
32	1970
33	1965, 1966
37	1984

Most First-Quarter Points Allowed, Game

31	at Buffalo	Sept. 13, 1962
22	at Pittsburgh	Oct. 2, 2016
21	at Denver	Nov. 16, 1986
21	at Denver	Nov. 14, 2010
17	vs. Oakland	Nov. 23, 1967
17	at Denver	Oct. 27, 1996
17	vs. Pittsburgh	Sept. 14, 2003
17	at Denver	Sept. 26, 2005
17	vs. San Diego	Sept. 30, 2012

Most Second-Quarter Points Allowed, Season

152	2004
141	2008
135	1985, 2021
133	1999

Fewest Second-Quarter Points Allowed, Season

45	1969
55	1979, 1982 (9 games)
57	1968, 1992
59	1995
64	1965

Most Second-Quarter Points Allowed, Game

28	vs. San Diego	Nov. 15, 1964
28	vs. Oakland	Oct. 16, 1966
28	at Baltimore	Dec. 21, 1980
28	at Seattle	Nov. 4, 1984
28	at Seattle	Sept. 11, 1988
24	at Oakland	Nov. 3, 1968

Most Third-Quarter Points Allowed, Season

106	2008, 2012
103	2001
100	2009
98	1975, 2018
95	2011

Fewest Third-Quarter Points Allowed, Season

22	1971
28	2020
29	1995
31	1982 (9 games)
34	1974

Most Third-Quarter Points Allowed, Game

28	at Houston	Oct. 24, 1965
22	at Boston	Nov. 18, 1960
21	Nine times; Last at Baltimore	Sept. 13, 2009

Most Fourth-Quarter Points Allowed, Season

147	2020
139	1961
136	2018
130	1983, 2002
129	2004

Fewest Fourth-Quarter Points Allowed, Season

27	1968
44	1997
51	2014
54	2013
56	1973

Most Fourth-Quarter Points Allowed, Game

24	at New Orleans	Sept. 8, 1985
22	vs. Denver	Nov. 1, 1964
21	13 times; Last at Houston	Oct. 8, 2017

Most Second-Half Points Allowed, Game

38	at Houston	Oct. 24, 1965
37	at Seattle*	Nov. 27, 1983
35	vs. San Diego	Oct. 20, 1963
35	vs. Pittsburgh	Nov. 7, 1976
31	at Miami	Sept. 22, 1985
31	at Miami	Dec. 12, 1994
31	vs. San Diego	Nov. 24, 2013
31	at L.A. Rams	Nov. 19, 2018

*Includes three in OT

Fewest Second-Half Points Allowed, Season

67	1968
89	1982 (9 games)
91	1973, 1997
96	1971
101	1972

TOUCHDOWNS

Fewest Touchdowns Allowed, Season

18	1968
21	1969, 1971
22	1973, 1982

Most Touchdowns Allowed, Season

53	2004
51	1976, 2018
49	2008
48	2009

Most Touchdowns Allowed, Game

7	at Buffalo	Oct. 3, 1976
7	at Oakland	Nov. 5, 2000
7	at Denver	Nov. 14, 2010
7	at Los Angeles Rams	Nov. 19, 2018
6	16 times; Last at Pittsburgh	Oct. 2, 2016

NOTABLE GAMES

Most Shutouts, Season

3	1960
2	1967, 1969

REGULAR TEAM DEFENSIVE

Most Consecutive Shutouts

2	1960	Dec. 4-11, 1960

Most Games Allowed 10 Points or Less, Season

9	1968
7	1969
6	1973, 1979, 1990, 1995

Most Consecutive Games Allowed 10 Points or Less, Season

5	1968
3	1960, 1968, 1979, 1995, 1997, 2021

Largest Opponent Comeback Victories

	Opponent	Deficit	Final	Date
21	vs. Tampa Bay	24-3	27-30 (OT)	Nov. 2, 2008
18	vs. Philadelphia	24-6	31-37	Oct. 2, 2005
18	vs. San Diego	21-3	21-22	Dec. 14, 2008
17	at Houston	17-0	36-38	Oct. 24, 1965
17	vs. L.A. Raiders	17-0	17-24	Oct. 5, 1986
17	at Chicago	17-0	27-28	Nov. 13, 1977
17	at San Diego	34-17	37-38	Nov. 22, 1998
17	vs. Oakland	17-0	38-41 (OT)	Jan. 2, 2000

FIRST DOWNS

Fewest First Downs Allowed, Season

170	1982 (9 games)
181	1969
207	1965
209	1973

Most First Downs Allowed, Season

419	2018
367	2002
363	2021
353	2020
352	2017

Fewest First Downs Allowed, Game

5	vs. Oakland	Dec. 7, 1997
6	at Boston	Sept. 21, 1969
6	vs. Boston	Oct. 11, 1970
6	at Chicago	Dec. 29, 1990
7	10 times; Last at Washington	Oct. 18, 2009

Most First Downs Allowed, Game

35	vs. San Diego	Oct. 19, 1986
35	vs. Houston	Oct. 13, 2019
34	at Denver	Nov. 18, 1974
34	at Cleveland	Oct. 30, 1977

FIRST DOWNS RUSHING

Fewest Rushing First Downs Allowed, Season

52	1968
53	1969
69	1965, 1982

Most Rushing First Downs Allowed, Season

169	1977
162	1988
161	1976

Fewest Rushing First Downs Allowed, Game

*0	vs. Houston	Dec. 4, 1960
0	vs. Buffalo	Dec. 3, 1967
0	at Denver	Oct. 3, 1971
0	at Oakland	Dec. 3, 1995
0	vs. Oakland	Dec. 7, 1997
0	vs. St. Louis	Dec. 8, 2002
0	vs. N.Y. Jets	Sept. 11, 2005
1	21 times; Last at Jacksonville	Sept. 17, 2023

*NFL RECORD

Most Rushing First Downs Allowed, Game

21	vs. Pittsburgh	Nov. 7, 1976
20	at Oakland	Dec. 28, 2002
19	at Cleveland	Oct. 30, 1977

FIRST DOWNS PASSING

Fewest Passing First Downs Allowed, Season

92	1982 (9 games)
95	1973
111	1969, 1970

Most Passing First Downs Allowed, Season

247	2018
227	2002
209	2016, 2021
207	2022

Fewest Passing First Downs Allowed, Game

*0	at Houston	Oct. 9, 1988
0	vs. San Diego	Sept. 20, 1998
2	8 times; Last at Denver	Jan. 1, 2012

*NFL RECORD

Most Passing First Downs Allowed, Game

25	at Denver	Nov. 18, 1974
25	at Denver	Nov. 14, 2010
25	at Pittsburgh	Sept. 16, 2018
23	at Oakland	Oct. 19, 2017
23	at L.A. Chargers	Sept. 9, 2018
23	at Tampa Bay	Oct. 2, 2022

FIRST DOWNS BY PENALTY

Fewest Penalty First Downs Allowed, Season

9	1982 (9 games)
10	1964
13	1980
14	1992
16	1867, 1976, 2008

Most Penalty First Downs Allowed, Season

56	1998
43	2018
40	2004
39	2019
38	2020

Most Penalty First Downs Allowed, Game

7	2 times; Last N.Y. Jets	Dec. 11, 2011
6	13 times; Last at Cincinnati	Jan. 2, 2022

NET YARDS ALLOWED PASSING AND RUSHING

Fewest Yards Allowed, Season

2,732	1982 (9 games)
3,163	1969
3,575	1973
3,667	1970
3,761	1965

Most Yards Allowed, Season

6,488	2018
6,291	2008
6,272	2021
6,248	2002
6,211	2009

Fewest Yards Allowed, Game

82	at Boston	Sept. 21, 1969
89	vs. Seattle	Dec. 24, 1995
93	vs. Oakland	Dec. 7, 1997
101	vs. Houston	Oct. 12, 1969
105	vs. Boston	Dec. 14, 1963
105	vs. Boston	Oct. 11, 1970

Most Yards Allowed, Game

563	vs. Houston	Dec. 16, 1990
542	at N.Y. Jets	Oct. 2, 1988 (OT)
542	at Tennessee	Dec. 13, 2004
541	at L.A. Chargers	Sept. 9, 2018
539	at Oakland	Nov. 3, 1968
539	vs. Oakland	Oct. 3, 1977

PLAYS

Fewest Plays Allowed, Season

557	1982 (9 games)
788	1969
813	1971
843	1967
846	1962

Most Plays Allowed, Season

1,159	1984
1,126	1985
1,109	2018
1,101	1981
1,098	1986

Fewest Plays Allowed, Game

39	vs. Houston	Oct. 22, 1967
39	vs. Oakland	Dec. 7, 1997
41	at Boston	Sept. 21, 1969
41	at Baltimore	Oct. 4, 2004

Most Plays Allowed, Game

97	at N.Y. Jets	Oct. 2, 1988 (OT)
95	vs. San Diego	Oct. 19, 1986
91	vs. Chicago	Nov. 8, 1981
90	vs. San Diego	Dec. 22, 1985
89	at Oakland	Oct. 5, 1980

RUSHING

RUSHING ATTEMPTS

Fewest Rushing Attempts Allowed, Season

280	1982 (9 games)
314	1969
343	1967
351	1962
353	166

Most Rushing Attempts Allowed, Season

632	1977
609	1988
602	1978
562	1975
555	1976

Fewest Rushing Attempts Allowed, Game

6	at Tampa Bay	Oct. 2, 2022
9	at Oakland	Dec. 5, 2004
11	at New Orleans	Sept. 4, 1994
11	at Oakland	Dec. 3, 1995
11	vs. Oakland	Dec. 10, 2017

Most Rushing Attempts Allowed, Game

65	at Buffalo	Oct. 29, 1973
62	at Tampa Bay	Dec. 16, 1979
61	at Oakland	Dec. 8, 1973
61	vs. Chicago	Nov. 8, 1981
60	at Oakland	Dec. 28, 2022

RUSHING YARDS

Fewest Rushing Yards Allowed, Season

980	1960
1,065	1982 (9 games)
1,091	1969
1,250	1962
1,266	1968

Fewest Rushing Yards Per Game Allowed, Season

70.0	1960 (980 in 14 games)
77.9	1969 (1,091 in 14 games)
82.9	1995 (1,327 in 16 games)
89.3	1962 (1,250 in 14 games)
90.4	1968 (1,266 in 14 games)

Most Rushing Yards Allowed, Season

2,971	1977
2,861	1976
2,724	1975
2,592	1988
2,543	2008

Most Rushing Yards Per Game Allowed, Season

212.2	1977 (2,971 in 14 games)
204.4	1976 (2,861 in 14 games)
194.6	1975 (2,724 in 14 games)
162.0	1988 (2,592 in 16 games)
158.9	2008 (2,543 in 16 games)

Fewest Rushing Yards Allowed, Game

3	at San Diego	Nov. 19, 1961
3	at Tampa Bay	Oct. 2, 2022
8	at Oakland	Dec. 3, 1995
12	Tampa Bay	Sept. 13, 1981
14	at Tampa Bay	Oct. 31, 1976

Most Rushing Yards Allowed, Game

351	vs. Cleveland	Dec. 20, 2009
332	vs. Tennessee	Oct. 19, 2008
330	vs. Pittsburgh	Nov. 7, 1976
322	at Cleveland	Oct. 30, 1977
300	vs. Oakland	Sept. 14, 2008

Fewest Individual 100-Yard Games Allowed, Season

0	1960, 1969, 1971, 1981, 1995

Most Individual 100-Yard Games Allowed, Season

9	2003
8	1976, 2007

RUSHING TOUCHDOWNS

Fewest Rushing Touchdowns Allowed, Season

4	1968, 2014
5	2016
6	1969, 1971
7	1982 (9 games), 1995, 2013, 2015

Most Rushing Touchdowns Allowed, Season

25	2008
24	1975, 1976
23	1977, 1988

Most Rushing Touchdowns Allowed, Game

5	vs. Pittsburgh	Nov. 7, 1976
5	at Denver	Dec. 7, 2003
4	9 times; Last vs Cleveland	Sept. 12, 2021

PASSING

ATTEMPTS

Fewest Pass Attempts Allowed, Season

262	1982 (9 games)
324	1973
325	1975
333	1977
365	1978

Most Pass Attempts Allowed, Season

632	2018
619	2022
616	2002
610	2021
607	2015

Fewest Pass Attempts Allowed, Game

8	vs. Denver	Nov. 13, 2011
9	at N.Y. Jets	Nov. 7, 1971
9	vs. Oakland	Dec. 8, 1974
10	vs. L.A. Raiders	Sept. 16, 1973
10	at San Diego	Dec. 18, 1988

Most Pass Attempts Allowed, Game

65	vs. San Diego	Oct. 19, 1986
61	vs. Seattle	Sept. 29, 1985
61	vs. Jacksonville	Oct. 7, 2018
60	at Oakland	Oct. 5, 1980
60	at Pittsburgh	Sept. 16, 2018

COMPLETIONS

Fewest Pass Completions Allowed, Season

155	1982 (9 games)
157	1973
175	1977
186	1972, 1975
195	1970

Most Pass Completions Allowed, Season

408	2022
406	2018
403	2002
401	2021
358	2000

Fewest Pass Completions Allowed, Game

1	vs. San Diego	Sept. 20, 1998
2	vs. Denver	Nov. 13, 2011
3	vs. Houston	Oct. 22, 1967
3	at N.Y. Jets	Nov. 7, 1971
3	vs. Oakland	Dec. 8, 1974

Most Pass Completions Allowed, Game

39	at New England	Sept. 22, 2002
39	at Pittsburgh	Sept. 16, 2018
39	at Tampa Bay	Oct. 2, 2022
37	vs. San Diego	Dec. 22, 1985
37	vs. San Diego	Oct. 19, 1986
37	vs. New Orleans	Oct. 23, 2016
37	vs. Carolina	Nov. 8, 2020

REGULAR TEAM DEFENSIVE

PASSING YARDS

Fewest Net Passing Yards Allowed, Season

1,619	1973
1,667	1982 (9 games)
2,010	1970
2,022	1977
2,072	1969

Most Net Passing Yards Allowed, Season

4,374	2018
4,273	2021
4,203	2004
4,181	2002
3,962	2013

Fewest Net Passing Yards Allowed, Game

-19	vs. San Diego	Sept. 20, 1998
9	vs. N.Y. Jets	Nov. 7, 1971
12	vs. Oakland	Dec. 8, 1974
17	vs. Cincinnati	Oct. 13, 1968
24	at Houston	Oct. 9, 1988

Most Net Passing Yards Allowed, Game

505	vs. Houston	Dec. 16, 1990
472	vs. Indianapolis	Oct. 31, 2004
469	at Oakland	Nov. 3, 1968
459	at Denver	Nov. 18, 1974
442	at Pittsburgh	Sept. 16, 2018

Fewest Individual 300-Yard Games Allowed, Season

0	1962, 1966, 1970, 1971, 1972, 1973, 1977, 1978, 1988, 1997, 2000, 2010, 2014, 2023

Most Individual 300-Yard Games Allowed, Season

8	2002

PASSING TOUCHDOWNS

Fewest Passing Touchdowns Allowed, Season

10	1969
11	1971, 1973
12	1982 (9 games), 1988

Most Passing Touchdowns Allowed, Season

33	2022
32	2004
30	2018
29	2012, 2020

Most Passing Touchdowns Allowed, Game

5	at Houston	Oct. 24, 1965
5	vs. Indianapolis	Oct. 31, 2004
5	at Denver	Nov. 14, 2010
5	vs. Denver	Dec. 1, 2013
5	at Green Bay	Sept. 28, 2015
5	at Pittsburgh	Oct. 2, 2016
5	at Houston	Oct. 8, 2017
4	20 times; Last at Denver	Dec. 11, 2022

SACKS

Seasons Leading League in Sacks

4	1960, 1965, 1969, 1990

Most Sacks, Season

60.0	1990
57.0	2023
55.0	2022
54.0	1997
52.0	2018

Fewest Sacks, Season

*10.0	2008
15.0	1982 (9 games)
22.0	1976, 2009
23.0	1988

*NFL RECORD

Most Sacks, Game

11.0	vs. Cleveland	Sept. 30, 1984
10.0	vs. Oakland	Sept. 6, 1998
9.0	at Buffalo	Nov. 2, 1969
9.0	vs. Seattle	Nov. 11, 1990
9.0	vs. Oakland	Oct. 13, 2013
9.0	at Denver	Oct. 17, 2019

Most Opponents Yards Lost Attempting to Pass, Season

439	1968
421	1990
419	1969
391	1992
388	2022

Fewest Opponents Yards Lost Attempting to Pass, Season

62	2008
120	1982 (9 games)
137	2009
157	1988
161	2012

INTERCEPTIONS BY

Most Consecutive Seasons Leading League in Interceptions

5	1966-70

Most Passes Intercepted By, Season

37	1968
33	1966
32	1960, 1962, 1969

Fewest Passes Intercepted By, Season

6	2014
7	2012
8	2023
11	1987, 2022

Most Passes Intercepted By, Game

7	at San Diego	Dec. 8, 1968
6	8 times; Last vs. New York Jets	Sept. 25, 2016

Most Consecutive Games, One or More Interceptions By

23	1967-69
18	1966-67
16	1982-83
15	1985-86
13	1980-81

INTERCEPTION RETURNS

Most Yards Returning Interceptions, Season

596	1969
578	1967
567	1986
531	1974
488	2013

Fewest Yards Returning Interceptions, Season

69	2023
95	2014
119	2012
124	2006
133	1989

Most Yards Returning Interceptions, Game

188	vs. N.Y. Titans	Dec. 17, 1961
168	at San Diego	Dec. 8, 1968
162	at Oakland	Dec. 6, 2015
142	vs. L.A. Raiders	Oct. 28, 1991
136	vs. Seattle	Dec. 11, 1977

Most Touchdowns Returning Interceptions, Season

6	1992
5	1972, 1974, 1999, 2013
4	1960, 1967, 1986, 1997, 2015, 2016

Most Touchdowns Returning Interceptions, Game

2	vs. N.Y. Titans	Dec. 17, 1961
2	vs. Boston	Oct. 3, 1965
2	at Denver	Oct. 1, 1972
2	vs. Denver	Dec. 3, 1972
2	vs. N.Y. Jets	Sept. 15, 1974
2	at Denver	Dec. 19, 1982
2	vs. San Diego	Oct. 19, 1986
2	vs. Denver	Dec. 27, 1992
2	at Baltimore	Oct. 21, 1999
2	at Denver	Jan. 3, 2010
2	at Oakland	Oct. 23, 2011

Most Touchdowns Returning Interceptions, Both Teams, Game

*4	Kansas City (0) at Seattle (4)	Nov. 4, 1984
3	Kansas City (2) vs. San Diego (1)	Oct. 19, 1986

*NFL RECORD

REGULAR TEAM DEFENSIVE

OPPONENTS INTERCEPTIONS

Most Yards, Interception Returns Opponents, Season

683	1984

Most Yards Interception Returns, Opponent, Game

*325	at Seattle	Nov. 4, 1984

*NFL RECORD

Most Touchdowns Returning Interceptions Opponents, Season

7	1984

Most Touchdowns Returning Interceptions Opponent, Game

*4	at Seattle	Nov. 4, 1984

*NFL RECORD

PUNTING

Most Opponents Punts, Season

102	1995
98	1999
91	1984
89	2010
88	1979

Fewest Opponents Punts, Season

37	1982 (9 games)
50	2008
52	2018, 2021
56	1987

Lowest Opponents Average Distance, Season

37.0	1986 (83-3,067)
37.3	1960 (78-2,911)
37.4	1990 (72-2,692)
38.8	1979 (88-3,412)
38.9	1981 (80-3,109)

Highest Opponents Average Distance, Season

48.1	2021 (52-2,502)
47.6	2011 (68-3,240)
47.6	2022 (83-3,951)
47.4	2014 (78-3,700)
46.8	2012 (74-3,466)

Most Opponents Punts Blocked, Season

6	1990
3	1963, 1966, 1982, 1986

Most Opponents Punts Blocked, Game

3	vs. Denver	Dec. 8, 1963
2	at Seattle	Sept. 30, 1979
2	vs. Cleveland	Sept. 30, 1990

PUNT RETURNS

Fewest Opponents Punt Returns, Season

15	2020
17	2018, 2021
19	2019
20	1961, 2023
22	1982, 2022

Most Opponents Punt Returns, Season

60	1984
55	1974
54	1983
52	1986
51	1970

Most Opponents Punt Returns, Game

9	vs. Baltimore	Spet. 2, 1979
8	vs. Denver	Oct. 6, 1974
8	at Cincinnati	Nov. 24, 1974

Fewest Punt Return Yards Allowed, Season

84	2021
89	2019
97	2018
119	2020
157	1960, 2016

Most Punt Return Yards Allowed, Season

703	1977
634	1974
572	1986
559	1983, 2000

Most Punt Return Yards Allowed, Game

151	at San Diego	Sept. 26, 1965

Lowest Punt Return Average Allowed, Season

4.68	2019 (19-89)
4.94	2021 (17-84)
5.23	2016 (30-157)
5.71	2018 (17-97)
5.81	1960 (27-157)

Highest Punt Returns Average Allowed, Season

15.36	1982 (22-338) (9 games)
14.06	1977 (50-703)
13.97	1975 (36-503)
13.83	1965 (29-401)
13.41	2012 (27-362)

Most Punt Returns Touchdowns Allowed, Season

2	1965, 1982, 1990, 2004, 2012

KICKOFF RETURNS

Fewest Opponents Kickoff Returns, Season

11	2023
23	2020
25	2011, 2017
27	2012

Most Opponents Kickoff Returns, Season

88	2002
87	2003
85	2004
84	1966
83	2005

Fewest Kickoff Return Yards Allowed, Season

311	2023
486	2017
549	2020
605	2011
658	2021

Most Kickoff Return Yards Allowed, Season

2,053	2005
2,045	1966
2,043	2003
1,908	2004
1,880	2002

Most Kickoff Return Yards Allowed, Game

289	at Denver	Sept. 7, 1963
278	at Houston	Nov. 20, 2005
278	vs. Cleveland	Dec. 20, 2009
267	vs. St. Louis	Oct. 22, 2000
254	vs. Tampa Bay	Nov. 2, 2008

Lowest Kickoff Return Average Allowed, Season

17.17	1990 (81-1,391)
18.00	1986 (71-1,278)
18.80	1992 (64-1,203)
18.90	1982 (42-794)
19.06	1981 (68-1,296)

Highest Kickoff Return Average Allowed, Season

28.27	2023 (11-311)
25.78	1973 (40-1,031)
25.56	2012 (27-690)
25.17	1972 (43-1,083)
25.07	1970 (45-1,128)

Most Kickoff Return Touchdowns Allowed, Season

2	1988, 1989, 2009

BLOCKED FIELD GOALS

Most Blocked Field Goals, Season

6	1960
5	1966
4	1962, 1965, 1973
3	1963, 1967, 1996
2	1982 (9 games), 1986, 1992, 1993, 2003

Most Blocked Field Goals, Game

3	at San Diego	Oct. 15, 1967
2	vs. Buffalo	Dec. 18, 1960
2	at Oakland	Nov. 3, 1963
2	at Oakland	Sept. 18, 1966
2	at San Diego	Oct. 15, 1967
2	at Green Bay	Oct. 4, 1973
2	at San Diego	Oct. 17, 1993
2	at San Diego	Nov. 30, 2003

FUMBLES

Fewest Opponents Fumbles, Season

16	1971, 2020, 2022
17	2014
18	1984, 2011

Fewest Opponents Fumbles Recovered, Season

6	1971, 2011, 2012, 2020
7	2015, 2019

Most Opponents Fumbles, Season

42	1981
40	1975
39	1977
38	1990
36	1994, 1998

Most Opponents Fumbles Recovered, Season

26	1994
25	1990
23	1977
22	1975
21	1981, 1983

TURNOVERS

Fewest Opponents Turnovers, Season

13	2012
14	2014
17	2023
20	2022
21	2004

Most Opponents Turnovers, Season

51	1983
49	1967, 1968, 1986
48	1960, 1962

Most Opponents Turnovers, Game

9	vs. Houston	Oct. 28, 1962
9	vs. Houston	Oct. 12, 1969
9	vs. St. Louis	Oct. 2, 1983
8	at Cleveland	Oct. 8, 1972
8	at Oakland	Oct. 5, 1980
8	vs. N.Y. Jets	Sept. 25, 2016

Best Turnover Ratio, Season

26	1990 (45 takes/19 gives)
22	1967 (49 takes/27 gives)
22	1968 (49 takes/27 gives)
21	1999 (45 takes/24 gives)
18	1992 (39 takes/21 gives)
18	2013 (36 takes/18 gives)

Worst Turnover Ratio, Season

-24	2012 (13 takes/37 gives)
-13	1987 (28 takes/41 gives)
-11	2007 (22 takes/33 gives)
-11	2023 (17 takes/28 gives)
-8	1989 (33 takes/41 gives)

REGULAR OPPONENT INDIVIDUAL

SINGLE GAME

PASSING

Pass Attempts (All 50+)

61	Blake Bortles, Jacksonville	Oct. 7, 2018
60	Ben Roethlisberger, Pittsburgh	Sept. 16, 2018
58	Mark Hermann, San Diego	Dec. 22, 1985
56	Kyle Orton, Denver	Jan. 3, 2010
56	Derek Carr, Oakland	Dec. 14, 2014
55	Rich Gannon, Oakland	Oct. 27, 2002
54	Steve DeBerg, Tampa Bay	Oct. 28, 1984
54	Tom Brady, New England	Sept. 22, 2002
52	Jim Plunkett, Oakland	Oct. 5, 1980
52	Derek Carr, Oakland	Oct. 19, 2017
52	Philip Rivers, L.A. Chargers	Nov. 18, 2019
52	Tom Brady, Tampa Bay	Oct. 2, 2022
51	Philip Rivers, L.A. Chargers	Sept. 9, 2018
50	Brian Griese, Denver	Oct. 20, 2002

Pass Completions (All 32+)

39	Tom Brady, New England	Sept. 22, 2002
39	Ben Roethlisberger, Pittsburgh	Sept. 16, 2018
39	Tom Brady, Tampa Bay	Oct. 2, 2022
37	Mark Hermann, San Diego	Dec. 22, 1985
37	Drew Brees, New Orleans	Oct. 23, 2016
36	Teddy Bridgewater, Carolina	Nov. 8, 2020
35	Rich Gannon, Oakland	Oct. 27, 2002
34	Jim Plunkett, Oakland	Sept. 12, 1985
34	Philip Rivers, San Diego	Dec. 14, 2008
34	Philip Rivers, L.A. Chargers	Sept. 9, 2018
33	Drew Bledsoe, New England	Dec. 4, 2000
33	Donovan McNabb, Philadelphia	Oct. 2, 2005
33	Blake Bortles, Jacksonville	Oct. 7, 2018
33	Derek Carr, Las Vegas	Dec. 12, 2021
33	Justin Herbert, L.A. Chargers	Sept. 15, 2022
32	Jay Cutler, Denver	Dec. 7, 2008
32	Ben Roethlisberger, Pittsburgh	Nov. 22, 2009
32	Kyle Orton, Denver	Jan. 3, 2010
32	Jalen Hurts, Philadelphia	Oct. 3, 2021

Passing Yards (All 400+)

527	Warren Moon, Houston	Dec. 16, 1990
472	Peyton Manning, Indianapolis	Oct. 31, 2004
452	Ben Roethlisberger, Pittsburgh	Sept. 16, 2018
446	Joe Burrow, Cincinnati	Jan. 2, 2022
445	Charley Johnson, Denver	Nov. 18, 1974
431	Kyle Orton, Denver	Jan. 3, 2010
430	Blake Bortles, Jacksonville	Oct. 7, 2018
426	Billy Volek, Tennessee	Dec. 13, 2004
424	Philip Rivers, L.A. Chargers	Sept. 9, 2018
417	Derek Carr, Oakland	Oct. 19, 2017
413	Pete Beathard, Houston	Sept. 9, 1968
413	Jared Goff, L.A. Rams	Nov. 19, 2018
410	Tom Brady, New England	Sept. 22, 2002
403	Peyton Manning, Denver	Dec. 1, 2013
400	John Elway, Denver	Dec. 6, 1998

Touchdown Passes

5	George Blanda, Houston	Oct. 24, 1965
5	Peyton Manning, Indianapolis	Oct. 31, 2004
5	Peyton Manning, Denver	Dec. 1, 2013
5	Aaron Rodgers, Green Bay	Sept. 28, 2015
5	Ben Roethlisberger, Pittsburgh	Oct. 2, 2016
5	Deshaun Watson, Houston	Oct. 8, 2017

Interceptions Thrown

6	George Blanda, Houston	Oct. 28, 1962
6	John Hadl, San Diego	Dec. 8, 1968
6	Ryan Fitzpatrick, N.Y. Jets	Sept. 25, 2016
5	John Hadl, San Diego	Dec. 16, 1962
5	Babe Parilli, Boston	Dec. 14, 1963
5	George Blanda, Houston	Oct. 4, 1964
5	Pete Beathard, Houston	Oct. 12, 1969
5	Marty Domres, San Diego	Nov. 9, 1969
5	Alan Pastrana, Denver	Dec. 6, 1970
5	James Harris, San Diego	Nov. 26, 1978
5	Jim Plunkett, Oakland	Oct. 5, 1980
5	Jim Zorn, Seattle	Nov. 9, 1980
5	Dave Krieg, Seattle	Dec. 9, 1984
5	John Elway, Denver	Dec. 14, 1985

Long Pass (All 80+)

90	N. Johnson to R. Upchurch, Denver	Sept. 21, 1975
89	J. Kemp to E. Dubenion, Buffalo	Oct. 13, 1963
87	S. McNair to M. Clayton, Baltimore	Dec. 10, 2006
87	M. Hasselbeck to B. Obomanu, SEA	Nov. 28, 2010
82	J. Lee to A. Denson, Denver	Nov. 1, 1964
82	D. Lamonica to F. Biletnikoff, Oakland	Nov. 3, 1968
82	B. Griese to S. Sharpe, Denver	Oct. 20, 2002
80	J. Lee to B. Groman	Oct. 22, 1961
80	S. Wyche to B. Trumpy	Sept. 28, 1969

RECEIVING

Pass Receptions

16	Troy Brown, New England	Sept. 22, 2002
14	Kellen Winslow, San Diego	Dec. 11, 1983
14	Jabar Gaffney, Denver	Jan. 3, 2010
13	Joe Washington, Baltimore	Sept. 2, 1979
13	Terrance Mathis, Atlanta	Sept. 18, 1994
13	Tim Brown, Oakland	Oct. 27, 2002
13	Steven Jackson, St. Louis	Nov. 5, 2006
13	Hunter Renfrow, Las Vegas	Dec. 12, 2021

Receiving Yards (All 200+)

266	Ja'Marr Chase, Cincinnati	Jan. 2, 2022
250	Miles Austin, Dallas	Oct. 11, 2009
245	Haywood Jeffires, Houston	Dec. 16, 1990
233	Drew Bennett, Tennessee	Dec. 13, 2004
232	Lance Alworth, San Diego	Oct. 20, 1963
214	Shannon Sharpe, Denver	Oct. 20, 2002
213	Jabar Gaffney, Denver	Jan. 3, 2010
210	Amari Cooper, Oakland	Oct. 19, 2017
203	Don Maynard, N.Y. Jets	Sept. 15, 1968

Touchdown Receptions

4	Eric Decker, Denver	Dec. 1, 2013
3	Bob Chandler, Buffalo	Oct. 3, 1976
3	Kellen Winslow, San Diego	Dec. 11, 1983
3	Shannon Sharpe, Denver	Dec. 12, 1993
3	Marvin Harrison, Indianapolis	Dec. 15, 1996
3	Drew Bennett, Tennessee	Dec. 13, 2004
3	Antonio Gates, San Diego	Oct. 30, 2005
3	Randall Cobb, Green Bay	Sept. 28, 2015
3	DeAndre Hopkins, Houston	Oct. 8, 2017
3	Ja'Marr Chase, Cincinnati	Jan. 2, 2022
3	Jerry Jeudy, Denver	Dec. 11, 2022

RUSHING

Rushing Attempts

39	O.J. Simpson, Buffalo	Oct. 29, 1973
39	Ricky Bell, Tampa Bay	Dec. 16, 1979
39	Marion Butts, San Diego	Dec. 17, 1989
38	Earl Campbell, Houston	Oct. 12, 1980
36	Joe Cribbs, Buffalo	Dec. 4, 1983
35	Jerome Bettis, L.A. Rams	Sept. 25, 1994

Rushing Yards (All 200+)

286	Jerome Harrison, Cleveland	Dec. 20, 2009
220	Tiki Barber, N.Y. Giants	Dec. 17, 2005
218	Clinton Portis, Denver	Dec. 7, 2003
217	Gary Anderson, San Diego	Dec. 18, 1988
214	Greg Pruitt, Cleveland	Dec. 14, 1975
207	Curt Warner, Seattle	Nov. 27, 1983 (OT)

Rushing Touchdowns

5	Clinton Portis, Denver	Dec. 7, 2003
3	Jon Keyworth, Denver	Nov. 18, 1974
3	Greg Pruitt, Cleveland	Dec. 14, 1975
3	Pete Banaszak, Oakland	Dec. 21, 1975
3	Walter Payton, Chicago	Nov. 13, 1977
3	Curt Warner, Seattle	Nov. 27, 1983 (OT)
3	Ronald Scott, Miami	Oct. 11, 1987
3	Marcus Allen, L.A. Raiders	Nov. 25, 1990
3	Rodney Hampton, N.Y. Giants	Dec. 19, 1992
3	Terrell Davis, Denver	Dec. 6, 1998
3	Curtis Martin, N.Y. Jets	Nov. 11, 2001
3	Clinton Portis, Denver	Dec. 15, 2002
3	Onterrio Smith, Minnesota	Dec. 20, 2003
3	Michael Pittman, Tampa Bay	Nov. 7, 2004
3	Michael Turner, Atlanta	Sept. 21, 2008
3	LenDale White, Tennessee	Oct. 19, 2008
3	Jerome Harrison, Cleveland	Dec. 20, 2009
3	Jeremy Hill, Cincinnati	Oct. 4, 2015
3	Mike Gillislee, New England	Sept. 7, 2017
3	Mark Ingram, Baltimore	Sept. 22, 2019

Long Run (All 80+)

90	Latavius Murray, Oakland	Nov. 20, 2014
87	Paul Lowe, San Diego	Sept. 10, 1961
85	LaDainian Tomlinson, San Diego	Dec. 17, 2006
80	LenDale White, Tennessee	Oct. 19, 2008

Total Touchdowns

5	Clinton Portis, Denver	Dec. 7, 2003
4	Clinton Portis, Denver	Dec. 15, 2002
4	Eric Decker, Denver	Dec. 1, 2013

DEFENSE / SPECIAL TEAMS

Interceptions Made

4	Deltha O'Neal, Denver	Oct. 7, 2001
3	Goose Gonsoulin, Denver	Oct. 11, 1964
3	David Fulcher, Cincinnati	Oct. 1, 1989

Long Interception Return (All 100+)

102	Marcus Coleman, Houston	Sept. 26, 2004
101	Tony Greene, Buffalo	Oct. 3, 1976
100	Speedy Duncan, San Diego	Oct. 15, 1967

Long Punt Return

95	Johnny Bailey, Chicago	Dec. 29, 1990

Long Kickoff Return (All 100+)

103	Joshua Cribbs, Cleveland	Dec. 20, 2009
100	Nemiah Wilson, Denver	Oct. 8, 1966
100	Joshua Cribbs, Cleveland	Dec. 20, 2009

Long Punt (All 80+)

83	Chris Norman, Denver	Sept. 23, 1984
82	Paul Maguire, San Diego	Nov. 5, 1961

Long Field Goal (All 55+)

59	Matt Bryant, Atlanta	Dec. 4, 2016
57	Sebastian Janikowski, Oakland	Dec. 16, 2012
56	Sebastian Janikowski, Oakland	Sept. 14, 2008
56	Matt Prater, Denver	Sept. 28, 2008
56	Stephen Hauschka, Buffalo	Nov. 26, 2017
55	Chris Bahr, Oakland	Oct. 25, 1981
55	John Kasay, Seattle	Jan. 2, 1994
55	Kris Brown, Pittsburgh	Oct. 14, 2001
55	Nate Kaeding, San Diego	Nov. 29, 2009
55	Phil Dawson, San Francisco	Oct. 5, 2014
55	Sergio Castillo, N.Y. Jets	Nov. 1, 2020
55	Cameron Dicker, L.A. Chargers	Oct. 22, 2023

Times Sacked (All 10.0+)

11	Paul McDonald, Cleveland	Sept. 30, 1984
10	Jeff George, Oakland	Sept. 6, 1998

Touchdowns On Interception Returns

2	Dave Brown, Seattle	Nov. 4, 1984

Fumbles

6	Dave Krieg, Seattle	Nov. 5, 1989
6	Chad Pennington, N.Y. Jets	Sept. 11, 2005

PLAYOFF INDIVIDUAL

SERVICE

Most Games Played, Career

25	Travis Kelce	2013-24
25	James Winchester	2015-24
22	Chris Jones	2016-24
22	Harrison Butker	2017-24
21	Patrick Mahomes	2017-24
17	Derrick Nnadi	2018-24
16	Nick Allegretti	2019-23
16	Mike Danna	2020-24
15	Daniel Sorensen	2014-21
14	Mecole Hardman	2017-24
14	Creed Humphrey	2021-24
13	Anthony Sherman	2013-20
13	Tyreek Hill	2016-21
13	Demarcus Robinson	2016-21
13	L'Jarius Sneed	2020-23
13	Tommy Townsend	2020-23
13	Mike Pennel	2019-24
13	Tershawn Wharton	2020-24
13	Trey Smith	2021-24
13	Nick Bolton	2021-24
13	Noah Gray	2021-24
12	Dustin Colquitt	2005-19
12	Frank Clark	2019-22
11	Eric Fisher	2013-20
11	Andrew Wylie	2017-22
11	Anthony Hitchens	2018-21
11	Ben Niemann	2018-21
11	Charvarius Ward	2018-21
11	Blake Bell	2019-23
10	John Alt	1984-96
10	Derrick Thomas	1989-99
10	Tim Grunhard	1990-00
10	Dave Szott	1990-00
10	Marcus Kemp	2017-22

SCORING

Most Points, Career (All 30+)

175	Harrison Butker (22 games - 36 FGs, 67 PATs)	2017-24
120	Travis Kelce (25 games - 20 TDs)	2013-24
60	Damien Williams (5 games - 10 TDs)	2018-19
42	Patrick Mahomes (21 games - 7 TDs)	2017-24
37	Nick Lowery (8 games - 8 FGs, 13 PATs)	1980-93
36	Tyreek Hill (13 games - 6 TDs)	2016-21
35	Jan Stenerud (5 games - 9 FGs, 8 PATs)	1967-79

Most Points, Game (All 12+)

18	Damien Williams vs. New England	Jan. 20, 2019
18	Travis Kelce vs. Houston	Jan. 12, 2020
18	Damien Williams vs. Houston	Jan. 12, 2020
14	Ryan Succop at Indianapolis	Jan. 4, 2014
14	Harrison Butker vs. Miami	Jan. 13, 2024
13	Harrison Butker vs. San Francisco	Feb. 11, 2024
12	Abner Haynes vs. Houston	Dec. 23, 1962
12	Mike Garrett at Buffalo	Jan. 1, 1967
12	Ed Podolak vs. Miami	Dec. 25, 1971
12	Dante Hall vs. Indianapolis	Jan. 11, 2004
12	Priest Holmes vs. Indianapolis	Jan. 11, 2004
12	Knile Davis at Indianapolis	Jan. 4, 2014
12	Cairo Santos at Houston	Jan. 9, 2016
12	Tyreek Hill vs. Tennessee	Jan. 19, 2020
12	Damien Williams vs. San Francisco	Feb. 2, 2020
12	Travis Kelce vs. Buffalo	Jan. 24, 2021
12	Byron Pringle vs. Pittsburgh	Jan. 16, 2022
12	Harrison Butker vs. Buffalo	Jan. 23, 2022
12	Travis Kelce vs. Jacksonville	Jan. 21, 2023
12	Travis Kelce at Buffalo	Jan. 21, 2024

Most Touchdowns, Career

20	Travis Kelce (25 games)	2013-24
10	Damien Williams (5 games)	2018-19
7	Patrick Mahomes (21 games)	2017-24
6	Tyreek Hill (13 games)	2016-21
4	Mecole Hardman (14 games)	2019-23
4	Isiah Pacheco (10 games)	2022-24
3	Mike Garrett (6 games)	1966-70
3	Marcus Allen (6 games)	1993-97
3	Knile Davis (3 games)	2013-16
3	Byron Pringle (9 games)	2018-21
3	Marquez Valdes-Scantling (7 games)	2022-23

Most Touchdowns, Game

3	Damien Williams vs. New England	Jan. 20, 2019
3	Travis Kelce vs. Houston	Jan. 12, 2020
3	Damien Williams vs. Houston	Jan. 12, 2020
2	Patrick Mahomes vs. Bills	Jan. 26, 2025
2	Abner Haynes vs. Houston	Dec. 23, 1962
2	Mike Garrett at Buffalo	Jan. 1, 1967
2	Ed Podolak vs. Miami	Dec. 25, 1971
2	Dante Hall vs. Indianapolis	Jan. 11, 2004
2	Priest Holmes vs. Indianapolis	Jan. 11, 2004
2	Knile Davis at Indianapolis	Jan. 4, 2014
2	Tyreek Hill vs. Tennessee	jan. 19, 2020
2	Damien Williams vs. San Francisco	Feb. 2, 2020
2	Travis Kelce vs. Buffalo	Jan. 24, 2021
2	Byron Pringle vs. Pittsburgh	Jan. 16, 2022
2	Travis Kelce vs. Jacksonville	Jan. 21, 2023
2	Travis Kelce at Buffalo	Jan. 21, 2024

Most Points After Touchdown, Career

67	Harrison Butker (22 games - 70 Att.)	2017-24
13	Nick Lowery (8 games - 13 Att.)	1980-93
8	Jan Stenerud (5 games - 8 Att.)	1967-79
6	Ryan Succop (2 games - 6 Att.)	2009-13
6	Cairo Santos (3 games - 6 Att.)	2014-17
5	Mike Mercer (2 games - 5 Att.)	1966

Most Points After Touchdown, Game

6	Harrison Butker vs. Houston (7 Att.)	Jan. 12, 2020
6	Harrison Butker vs. Pittsburgh (6 att.)	Jan. 16, 2022
5	Ryan Succop at Indianapolis (5 Att.)	Jan. 4, 2014
5	Harrison Butker vs. Tennessee (5 Att.)	Jan. 19, 2020
5	Harrison Butker vs. Buffalo (5 Att.)	Jan. 24, 2021
5	Harrison Butker vs. Philadelphia (5 Att.)	Feb. 12, 2023
4	Mike Mercer at Buffalo (4 Att.)	Jan. 1, 1967
4	Nick Lowery at Houston (4 Att.)	Jan. 16, 1994
4	Morten Andersen vs. Indianapolis (4 Att.)	Jan. 11, 2004
4	Harrison Butker vs. Indianapolis (4 Att.)	Jan. 12, 2019
4	Harrison Butker vs. New England (4 Att.)	Jan. 20, 2019
4	Harrison Butker vs. San Francisco (4 Att.)	Feb. 2, 2020

Most Points After Touchdown, No Misses, Career

13	Nick Lowery (8 games)	1980-93
8	Jan Stenerud (5 games)	1967-79

Most Field Goals Attempted, Career

40	Harrison Butker (22 games)	2017-24
17	Jan Stenerud (5 games)	1967-79
12	Nick Lowery (8 games)	1980-93

Most Field Goals Attempted, Game

5	Jan Stenerud vs. N.Y. Jets	Dec. 20, 1969
4	Jan Stenerud vs. Miami	Dec. 25, 1971
4	Nick Lowery vs. Miami	Jan. 5, 1991
4	Harrison Butker vs. Cleveland	Jan. 17, 2021
4	Harrison Butker vs. Buffalo	Jan. 23, 2022
4	Harrison Butker vs. Miami	Jan. 13, 2024
4	Harrison Butker vs. San Francisco	Feb. 11, 2024

Most Field Goals Made, Career

36	Harrison Butker (22 games - 40 Att.)	2017-24
9	Jan Stenerud (5 games - 17 Att.)	1967-79
8	Nick Lowery (8 games - 12 Att.)	1980-93

Most Field Goals Made, Game

4	Harrison Butker vs. Miami	Jan. 13, 2024
4	Harrison Butker vs. San Francisco	Feb. 11, 2024
3	Jan Stenerud vs. Minnesota	Jan. 11, 1970
3	Nick Lowery at Miami	Jan. 5, 1991
3	Ryan Succop at Indianapolis	Jan. 4, 2014
3	Cairo Santos at Houston	Jan. 9, 2016
3	Harrison Butker vs. Cleveland	Jan. 17, 2021
3	Harrison Butker at Tampa Bay	Feb. 7, 2021
3	Harrison Butker vs. Buffalo	Jan. 23, 2022
3	Harrison Butker vs. Cincinnati	Jan. 29, 2023

Longest Field Goal

57	Harrison Butker vs. San Francisco	Feb. 11, 2024
52	Harrison Butker at Tampa Bay	Feb. 7, 2021
52	Harrison Butker at Baltimore	Jan. 28, 2024
50	Harrison Butker vs. Cleveland	Jan. 17, 2021
50	Harrison Butker vs. Jacksonville	Jan. 21, 2023
50	Harrison Butker vs. Jacksonville	Jan. 21, 2023
49	Cairo Santos at Houston	Jan. 9, 2016
49	Cairo Santos at Houston	Jan. 9, 2016
49	Harrison Butker at Tampa Bay	Feb. 7, 2021
49	Harrison Butker vs. Buffalo	Jan. 23, 2022

RUSHING

Most Rushing Attempts, Career

131	Isiah Pacheco (10 games)	2022-24
112	Patrick Mahomes (21 games)	2017-24
100	Marcus Allen (6 games)	1993-97
81	Damien Williams (5 games)	2018-19
61	Mike Garrett (6 games)	1966-70

PLAYOFF INDIVIDUAL

Most Rushing Attempts, Game (All 20+)

33	Barry Word vs. L.A. Raiders	Dec. 28, 1991
25	Damien Williams vs. Indianapolis	Jan. 12, 2019
24	Curtis McClinton vs. Houston	Dec. 23, 1962
24	Priest Holmes vs. Indianapolis	Jan. 11, 2004
24	Isiah Pacheco vs. Miami	Jan. 13, 2024
24	Isiah Pacheco at Baltimore	Jan. 28, 2024
22	Wendell Hayes vs. Miami	Dec. 25, 1971
21	Marcus Allen vs. Pittsburgh	Jan. 8, 1994
21	Marcus Allen vs. Indianapolis	Jan. 7, 1996

Most Rushing Yards, Career (All 200+)

606	Patrick Mahomes (21 games)	2017-24
547	Isiah Pacheco (10 games)	2022-24
386	Marcus Allen (6 games)	1993-97
355	Damien Williams (5 games)	2018-19
220	Clyde Edwards-Helaire (8 games)	2020-23
210	Jerick McKinnon (7 games)	2021-23
208	Wendell Hayes (5 games)	1968-74

Most Rushing Yards Gained, Game (All 100+)

176	Priest Holmes vs. Indianapolis	Jan. 11, 2004
130	Barry Word vs. L.A. Raiders	Dec. 28, 1991
129	Damien Williams vs. Indianapolis	Jan. 12, 2019
104	Damien Williams vs. San Francisco	Feb. 2, 2020
100	Wendell Hayes vs. Miami	Dec. 25, 1971

Most Games, 100 or More Rushing Yards, Career

2	Damien Williams (5 games)	2018-19
1	Wendell Hayes (5 games)	1968-74
1	Barry Word (4 games)	1990-92
1	Priest Holmes (1 game)	2001-07

Longest Run From Scrimmage

50	Mecole Hardman vs. Buffalo	Jan. 24, 2021
48	Priest Holmes vs. Indianapolis	Jan. 11, 2004
41	Jamaal Charles vs. Baltimore	Jan. 9, 2011
39	Isiah Pacheco vs. Jacksonville	Jan. 21, 2023
38	Damien Williams vs. San Francisco	Feb. 2, 2020

Most Rushing Touchdowns, Career

7	Patrick Mahomes (21 games)	2017-24
6	Damien Williams (5 games)	2018-19
4	Isiah Pacheco (10 games)	2022-24
3	Mike Garrett (6 games)	1966-70
3	Marcus Allen (6 games)	1993-97

Most Rushing Touchdowns, Game

2	Mike Garrett at Buffalo	Jan. 1, 1967
2	Priest Holmes vs. Indianapolis	Jan. 11, 2004
2	Damien Williams vs. Houston	Jan. 12, 2020
2	Patrick Mahomes vs. Buffalo	Jan. 26, 2025

PASSING

Most Passes Attempted, Career

755	Patrick Mahomes (21 games)	2017-24
188	Len Dawson (8 games)	1962-75
185	Alex Smith (5 games)	2013-17
141	Joe Montana (4 games)	1993-94
64	Dave Krieg (4 games)	1992-93

Most Passes Attempted, Game (All 40+)

50	Alex Smith at New England	Jan. 16, 2016
49	Patrick Mahomes at Tampa Bay	Feb. 7, 2021
46	Alex Smith at Indianapolis	Jan. 4, 2014
46	Patrick Mahomes vs. San Francisco	Feb. 11, 2024
44	Patrick Mahomes vs. Buffalo	Jan. 23, 2022
43	Joe Montana vs. Pittsburgh	Jan. 8, 1994
43	Patrick Mahomes vs. Cincinnati	Jan. 29, 2023
42	Patrick Mahomes vs. San Francisco	Feb. 2, 2020
41	Patrick Mahomes vs. Indianapolis	Jan. 12, 2019
41	Patrick Mahomes vs. Miami	Jan 13, 2024

Most Passes Completed, Career

511	Patrick Mahomes (21 games)	2017-24
120	Alex Smith (5 games)	2013-17
107	Len Dawson (8 games)	1962-75
85	Joe Montana (4 games)	1993-94
33	Dave Krieg (4 games)	1992-93

Most Passes Completed, Game

34	Patrick Mahomes vs. San Francisco	Feb. 11, 2024
33	Patrick Mahomes vs. Buffalo	Jan. 23, 2022
30	Alex Smith at Indianapolis	Jan. 4, 2014
30	Patrick Mahomes vs. Pittsburgh	Jan. 16, 2022
30	Patrick Mahomes at Baltimore	Jan. 28, 2024

Highest Completion Percentage, Career (100 attempts)

67.7	Patrick Mahomes (21 games: 755-511)	2017-24
64.9	Alex Smith (5 games: 185-120)	2013-17
60.3	Joe Montana (4 games: 141-85)	1993-94
56.9	Len Dawson (8 games: 188-107)	1962-75

Highest Completion Percentage, Game (15 completions)

77.8	Patrick Mahomes vs. Philadelphia (27-21)	Feb. 12, 2023
77.3	Alex Smith at Houston (22-17)	Jan. 9, 2016
76.9	Patrick Mahomes vs. Pittsburgh (39-30)	Jan. 16, 2022
76.9	Patrick Mahomes at Baltimore (39-30)	Jan. 28, 2024
76.3	Patrick Mahomes vs. Buffalo (38-29)	Jan. 24, 2021
75.0	Patrick Mahomes vs. Buffalo (44-33)	Jan. 23, 2022

Most Passing Yards, Career

5,814	Patrick Mahomes (21 games)	2017-24
1,497	Len Dawson (8 games)	1962-75
1,250	Alex Smith (5 games)	2013-17
1,014	Joe Montana (4 games)	1993-94
454	Dave Krieg (4 games)	1992-93

Most Passing Yards, Game (All 300+)

404	Patrick Mahomes vs. Pittsburgh	Jan. 16, 2022
378	Alex Smith at Indianapolis	Jan. 4, 2014
378	Patrick Mahomes vs. Buffalo	Jan. 23, 2022
333	Patrick Mahomes vs. San Francisco	Feb. 11, 2024
326	Patrick Mahomes vs. Cincinnati	Jan. 29, 2023
325	Patrick Mahomes vs. Buffalo	Jan. 24, 2021
321	Patrick Mahomes vs. Houston	Jan. 12, 2020
314	Joe Montana at Miami	Dec. 31, 1994

Longest Pass Completion

79	Alex Smith at Indianapolis (to Donnie Avery)	Jan. 4, 2014
71	Patrick Mahomes vs. Buffalo (to Tyreek Hill)	Jan. 24, 2021
64	Patrick Mahomes vs. Buffalo (to Tyreek Hill)	Jan. 23, 2022
63	Len Dawson vs. Miami (to Elmo Wright)	Dec. 25, 1971
63	Alex Smith at Indianapolis (to Dwayne Bowe)	Jan. 4, 2014
61	Len Dawson at N.Y. Jets (to Otis Taylor)	Dec. 20, 1969
60	Patrick Mahomes vs. Tennessee (to Sammy Watkins)	Jan. 19, 2020

Most Touchdown Passes, Career

46	Patrick Mahomes (21 games)	2017-24
9	Alex Smith (5 games)	2013-17
7	Len Dawson (8 games)	1962-75
6	Joe Montana (4 games)	1993-94
2	Steve DeBerg (3 games)	1988-91
2	Trent Green (2 games)	2001-06

Most Touchdown Passes, Game

5	Patrick Mahomes vs. Houston	Jan. 12, 2020
5	Patrick Mahomes vs. Pittsburgh	Jan. 16, 2022
4	Alex Smith at Indianapolis	Jan. 4, 2014
3	Joe Montana at Houston	Jan. 16, 1994
3	Patrick Mahomes vs. New England	Jan. 20, 2019
3	Patrick Mahomes vs. Tennessee	Jan. 19, 2020
3	Patrick Mahomes vs. Buffalo	Jan. 24, 2021
3	Patrick Mahomes vs. Buffalo	Jan. 23, 2022
3	Patrick Mahomes vs. Cincinnati	Jan. 30, 2022
3	Patrick Mahomes vs. Philadelphia	Feb. 12, 2023

Most Passes Had Intercepted, Career

10	Patrick Mahomes (21 games)	2017-24
8	Len Dawson (8 games)	1962-75
4	Mark Vlasic (1 game)	1991-92
4	Joe Montana (4 games)	1993-94

Most Passes Had Intercepted, Game

4	Len Dawson at Oakland	Dec. 22, 1968
4	Mark Vlasic at Buffalo	Jan. 5, 1992

Highest Passer Rating, Career (Min. 150 att.)

105.4	Patrick Mahomes	2017-24
96.0	Alex Smith	2013-17
77.4	Len Dawson	1962-75

Highest Passer Rating, Game (Min. 20 att.)

138.2	Patrick Mahomes vs. Pittsburgh	Jan. 16, 2022
134.6	Patrick Mahomes vs. Houston	Jan. 12, 2020
131.8	Patrick Mahomes vs. Philadelphia	Feb. 12, 2023
131.6	Patrick Mahomes at Buffalo	Jan. 21, 2024
127.6	Patrick Mahomes vs. Buffalo	Jan. 24, 2021
124.8	Len Dawson at Buffalo	Jan. 1, 1967

PLAYOFF INDIVIDUAL

PASS RECEIVING

Most Pass Receptions, Career

178	Travis Kelce (25 games)	2013-24
84	Tyreek Hill (13 games)	2016-21
27	Otis Taylor (7 games)	1965-75
27	J.J. Birden (8 games)	1990-94
27	Mecole Hardman (14 games)	2019-24

*NFL RECORD

Most Pass Receptions, Game

14	Travis Kelce vs. Jacksonville	Jan. 21, 2023
13	Travis Kelce vs. Buffalo	Jan. 24, 2021
11	Tyreek Hill vs. Buffalo	Jan. 23, 2022
11	Travis Kelce at Baltimore	Jan. 28, 2024
10	Travis Kelce vs. Houston	Jan. 12, 2020
10	Travis Kelce at Tampa Bay	Feb. 7, 2021
10	Travis Kelce vs. Cincinnati	Jan. 30, 2022

Most Receiving Yards, Career

2,078	Travis Kelce (25 games)	2013-24
1,081	Tyreek Hill (13 games)	2016-21
481	Otis Taylor (7 games)	1965-75
477	Sammy Watkins (6 games)	2018-20
363	J.J. Birden (8 games)	1990-94

Most Receiving Yards, Game (All 100+)

172	Tyreek Hill vs. Buffalo	Jan. 24, 2021
150	Dwayne Bowe at Indianapolis	Jan. 4, 2014
150	Tyreek Hill vs. Buffalo	Jan. 23, 2022
142	Stephone Paige at Miami	Jan. 5, 1991
134	Travis Kelce vs. Houston	Jan. 12, 2020
133	Travis Kelce at Tampa Bay	Feb. 7, 2021
130	Rashee Rice vs. Miami	Jan. 13, 2024
128	Travis Kelce at Houston	Jan. 9, 2016
118	Travis Kelce vs. Buffalo	Jan. 24, 2021
117	Travis Kelce vs. Houston	Jan. 18, 2024
117	Otis Taylor at Oakland	Dec. 22, 1968
116	Marquez Valdes-Scantling vs. Cincinnati	Jan. 29, 2023
116	Travis Kelce at Baltimore	Jan. 28, 2024
114	Sammy Watkins vs. New England	Jan. 20, 2019
114	Sammy Watkins vs. Tennessee	Jan. 19, 2020
110	Ed Podolak vs. Miami	Dec. 25, 1971
110	Andre Rison vs. Denver	Jan. 4, 1998
110	Tyreek Hill vs. Cleveland	Jan. 17, 2021
109	Travis Kelce vs. Cleveland	Jan. 17, 2021
108	Travis Kelce vs. Indianapolis	Jan. 12, 2019
108	Travis Kelce vs. Pittsburgh	Jan. 16, 2022
105	Tyreek Hill vs. San Francisco	Feb. 2, 2020
104	Elmo Wright vs. Miami	Dec. 25, 1971
103	Kimble Anders at Miami	Dec. 31, 1994

Most Games, 100 or More Receiving Yards, Career

9	Travis Kelce (25 games)	2013-24
4	Tyreek Hill (13 games)	2016-21
2	Sammy Watkins (6 games)	2018-20
1	By nine players; Last, Rashee Rice vs. Miami Dolphins	Jan. 13, 2023

Longest Pass Reception

79	Donnie Avery at Indianapolis (from Alex Smith)	Jan. 4, 2014
71	Tyreek Hill vs. Buffalo (from Patrick Mahomes)	Jan. 24, 2021
64	Tyreek Hill vs. Buffalo (from Patrick Mahomes)	Jan. 23, 2022
63	Elmo Wright vs. Miami (from Len Dawson)	Dec. 25, 1971
63	Dwayne Bowe at Indianapolis (from Alex Smith)	Jan. 4, 2014
61	Otis Taylor at N.Y. Jets (from Len Dawson)	Dec. 20, 1969
60	Sammy Watkins vs. Tennessee (from Patrick Mahomes)	Jan. 19, 2020

Most Receiving Touchdowns, Career

20	Travis Kelce (25 games)	2013-24
5	Tyreek Hill (13 games)	2016-21
4	Damien Williams (5 games)	2018-19
3	Byron Pringle (8 games)	2018-21
3	Mecole Hardman (14 games)	2019-24
3	Marquez Valdes-Scantling (7 games)	2022-23

Most Receiving Touchdowns, Game

3	Travis Kelce vs. Houston	Jan. 12, 2020
2	Damien Williams vs. New England	Jan. 20, 2019
2	Tyreek Hill vs. Tennessee	Jan. 19, 2020
2	Byron Pringle vs. Pittsburgh	Jan. 16, 2022
2	Travis Kelce vs. Jacksonville	Jan. 21, 2023
2	Travis Kelce at Buffalo	Jan. 21, 2024

COMBINED NET YARDS

Most Attempts, Career

176	Travis Kelce (24 games)	2013-24
130	Isiah Pacheco (9 games)	2022-24
115	Marcus Allen (6 games)	1993-97
102	Damien Williams (5 games)	2018-19
96	Tyreek Hill (13 games)	2016-21

Most Attempts, Game

34	Barry Word vs. L.A. Raiders	Dec. 28, 1991
30	Damien Williams vs. Indianapolis	Jan. 12, 2019
29	Priest Holmes vs. Indianapolis	Jan. 11, 2004
28	Isiah Pacheco at Baltimore	Jan. 28, 2024
25	By five players; Last: Isiah Pacheco vs Miami	Jan. 13, 2024

Most Net Yards, Career

2,048	Travis Kelce (24 games)	2013-24
1,172	Tyreek Hill (13 games)	2016-21
722	Isiah Pacheco (9 games)	2022-24
541	Marcus Allen (6 games)	1993-97
540	Damien Williams (5 games)	2018-19

Most Net Yards, Game (All 150+)

*350	Ed Podolak vs. Miami	Dec. 25, 1971
227	Dante Hall vs. Indianapolis	Jan. 11, 2004
208	Priest Holmes vs. Indianapolis	Jan. 11, 2004
193	Tyreek Hill vs. Buffalo	Jan. 23, 2022
187	Quintin Demps at Indionapolis	Jan. 4, 2014
172	Tyreek Hill vs. Buffalo	Jan. 24, 2021
162	Mecole Hardman vs. Houston	Jan. 12, 2020
154	Damien Williams vs. Indianapolis	Jan. 12, 2019
150	Dwayne Bowe at Indianapolis	Jan. 4, 2014

*NFL RECORD

PUNTING

Most Punts, Career

43	Dustin Colquitt (12 games)	2005-19
39	Jerrel Wilson (7 games)	1963-77
39	Tommy Townsend (13 games)	2020-23
38	Bryan Barker (7 games)	1990-93
11	Louie Aguiar (3 games)	1994-98

Most Punts, Game

8	Jerrel Wilson at Oakland	Jan. 4, 1970
8	Bryan Barker at San Diego	Jan. 2, 1993
7	Jerrel Wilson at Green Bay	Jan. 15, 1967
7	Bryan Barker at Buffalo	Jan. 5, 1992

Longest Punt

66	Dustin Colquitt at Indianapolis	Jan. 6, 2007
62	Louie Aguiar vs. Denver	Jan. 4, 1998
62	Tommy Townsend vs. San Francisco	Fab. 11, 2024
61	Jerrel Wilson vs. Green Bay	Jan. 15, 1967
60	Tommy Townsend vs. Jacksonville	Jan. 21, 2023

Highest Punting Average, Career (20 punts)

45.1	Dustin Colquitt (12 games: 1,938-43)	2005-19
44.9	Tommy Townsend (13 games: 1,753-39)	2020-23
43.4	Jerrel Wilson (7 games: 1,693-39)	1963-77
42.4	Bryan Barker (7 games: 1,613-38)	1990-93

Highest Punting Average, Game (4 punts)

52.3	Dustin Colquitt at Indianapolis (314-6)	Jan. 6, 2007
52.3	Tommy Townsend vs. Cincinnati (209-4)	Jan. 30, 2022
50.8	Tommy Townsend vs. San Francisco (254-5)	Feb. 11, 2024
50.8	Tommy Townsend vs. Jacksonville (203-4)	Jan. 21, 2023
50.0	Dustin Colquitt vs. Tennessee (250-5)	Jan. 6, 2018

PUNT RETURNS

Most Punt Returns, Career

12	Tyreek Hill (13 games)	2016-21
11	Mike Garrett (6 games)	1966-70
8	Richie James (4 games)	2023
7	Danan Hughes (6 games)	1993-98
7	Mecole Hardman (14 games)	2019-23

Most Punt Returns, Game

5	Tyreek Hill vs. Indianapolis	Jan. 12, 2019
4	Mike Garrett vs. Oakland	Jan. 4, 1970
4	Tamarick Vanover vs. Indianapolis	Jan. 7, 1996
4	Frankie Hammond Jr. at Houston	Jan. 9, 2016
4	Richie James vs. San Francisco	Feb. 11, 2024

PLAYOFF INDIVIDUAL

Most Punt Return Yards, Career

112	Kadarius Toney (3 games)	2022
86	Mecole Hardman (14 games)	2019-23
84	Danan Hughes (6 games)	1993-98
73	Mike Garrett (6 games)	1966-70
61	Frankie Hammond Jr. (2 games)	2015

Most Punt Return Yards, Game

77	Kadarius Toney vs. Philadelphia	Feb. 12, 2023
70	Mecole Hardman vs. Pittsburgh	Jan. 16, 2022
45	Tyreek Hill vs. Buffalo	Jan. 23, 2022
42	Danan Hughes at Houston	Jan. 16, 1994
37	Mike Garrett at Buffalo	Jan. 1, 1967

Longest Punt Return

65	Kadarius Toney vs. Philadelphia	Feb. 12, 2023
48	Mecole Hardman vs. Pittsburgh	Jan. 16, 2022
45	Tyreek Hill vs. Buffalo	Jan. 23, 2022
41	Nikko Remigio vs. Buffalo	Jan. 26, 2025
35	Danan Hughes at Houston	Jan. 16, 1994
29	Skyy Moore vs. Cincinnati	Jan. 29, 2023

Highest Punt Return Average, Career (8 returns)

6.6	Mike Garrett (6 games: 11-73)	1966-70
5.8	Richie James (4 games: 8-46)	2023
3.3	Tyreek Hill (13 games: 12-40)	2016-21

Highest Punt Return Average, Game (3 returns)

23.3	Mecole Hardman vs. Pittsburgh (3-70)	Jan. 16, 2022
14.0	Danan Hughes at Houston (3-42)	Jan. 16, 1994
12.3	Mike Garrett at Buffalo (3-37)	Jan. 1, 1967
10.3	Danan Hughes vs. Pittsburgh (3-31)	Jan. 8, 1994

Most Touchdowns

None

KICKOFF RETURNS

Most Kickoff Returns, Career

14	Mecole Hardman (14 games)	2019-23
10	John Stephens (3 games)	1993
10	Dante Hall (2 games)	2000-06
10	Byron Pringle (9 games)	2018-21
7	Quintin Demps (1 game)	2013

Most Kickoff Returns, Game

7	Dante Hall vs. Indianapolis	Jan. 11, 2004
7	Quintin Demps at Indianapolis	Jan. 4, 2014
6	Mecole Hardman vs. Houston	Jan. 12, 2020
5	Noland Smith vs. Oakland	Dec. 22, 1968
5	John Stephens at Buffalo	Jan. 23, 1994

Most Kickoff Return Yards, Career

312	Mecole Hardman (14 games)	2019-23
266	Dante Hall (2 games)	2000-06
243	Byron Pringle (9 games)	2018-21
199	John Stephens (3 games)	1993
196	Knile Davis (3 games)	2013-15

Most Kickoff Return Yards, Game

208	Dante Hall vs. Indianapolis	Jan. 11, 2004
187	Quintin Demps at Indianapolis	Jan. 4, 2014
154	Ed Podolak vs. Miami	Dec. 25, 1971
142	Mecole Hardman vs. Houston	Jan. 12, 2020
110	Nikko Remigio vs. Houston	Jan. 18, 2025
106	Knile Davis at Houston	Jan. 9, 2016

Longest Kickoff Return

106 (TD)	Knile Davis at Houston	Jan. 9, 2016
92 (TD)	Dante Hall vs. Indianapolis	Jan. 11, 2004
78	Ed Podolak vs. Miami	Dec. 25, 1971
63	Nikko Remigio vs. Houston	Jan. 18, 2025
58	Mecole Hardman vs. Houston	Jan. 12, 2020
46	Dante Hall vs. Indianapolis	Jan. 11, 2004

Highest Kickoff Return Average, Career (10 returns)

26.6	Dante Hall (2 games: 10-266)	2000-06
24.3	Byron Pringle (9 games: 10-243)	2018-21
22.3	Mecole Hardman (14 games: 14-312)	2019-23
19.9	John Stephens (3 games: 10-199)	1993

Highest Kickoff Return Average, Game (3 returns)

51.3	Ed Podolak vs. Miami (3-154)	Dec. 25, 1971
36.7	Nikko Remigio vs. Houston (3-110)	Jan. 18, 2025
30.0	Knile Davis at New England (3-90)	Jan. 16, 2016
29.7	Dante Hall vs. Indianapolis (7-208)	Jan. 11, 2004
26.7	Quintin Demps at Indianapolis (7-187)	Jan. 4, 2014
24.8	Tremon Smith vs. New England (4-99)	Jan. 20, 2019
24.0	John Stephens vs. Pittsburgh (3-72)	Jan. 8, 1994
23.7	Mecole Hardman vs. Houston (6-142)	Jan. 12, 2020
23.0	Tamarick Vanover vs. Denver (3-69)	Jan. 4, 1998

Most Kickoff Return Touchdowns, Career

1	Dante Hall (2 games)	2000-06
1	Knile Davis (2 games)	2013-15

INTERCEPTIONS BY

Most Interceptions, Career

5	Emmitt Thomas (7 games)	1966-78
4	Johnny Robinson (8 games)	1960-70
3	Jim Marsalis (4 games)	1969-75
3	Deron Cherry (4 games)	1981-91

Most Interceptions, Game

2	Johnny Robinson vs. Houston	Dec. 23, 1962
2	Jim Marsalis at N.Y. Jets	Dec. 20, 1969
2	Emmitt Thomas at Oakland	Jan. 4, 1970
2	Deron Cherry vs. L.A. Raiders	Dec. 28, 1991
2	Ty Law at Indianapolis	Jan. 6, 2007
2	Husain Abdullah at Indianapolis	Jan. 4, 2014

Most Interception Return Yards, Career

131	Johnny Robinson (8 games)	1960-71
101	Emmitt Thomas (7 games)	1966-78
65	Jim Marsalis (4 games)	1969-75

Most Interception Return Yards, Game

72	Johnny Robinson at Bufalo	Jan. 1, 1967
69	Emmitt Thomas vs. Oakland	Jan. 4, 1970
50	Johnny Robinson vs. Houston	Dec. 23, 1962

Longest Interception Return

72	Johnny Robinson at Buffalo	Jan. 1, 1967
62	Emmitt Thomas at Oakland	Jan. 4, 1970
43	Ty Law at Indianapolis	Jan. 6, 2007
37	Johnny Robinson vs. Houston	Dec. 23, 1962

Most Interception Return TDs, Career

None

SACKS

Most Sacks, Career

10.5	Frank Clark (12 games)	2019-22
8.0	George Kalaftis (10 games)	2022-24
6.5	Derrick Thomas (10 games)	1989-99
6.5	Neil Smith (9 games)	1988-96
5.0	Aaron Brown (6 games)	1966-72
4.0	Justin Houston (7 games)	2011-18

Most Sacks, Game

3.0	Aaron Brown at Oakland	Jan. 4, 1970
3.0	Frank Clark vs. Houston	Jan. 12, 2020
3.0	George Karlaftis vs. Houston	Jan. 18, 2025
2.0	11 times; By 10 players	
	Last: Chris Jones vs. Cincinnati	Jan. 29, 2023

PLAYOFF TEAM

SCORING

Most Points, Game

51	vs. Houston	Jan. 12, 2020
44	at Indianapolis	Jan. 4, 2014
42	vs. Pittsburgh	Jan. 16, 2022
42	vs. Buffalo	Jan. 23, 2022
38	vs. Buffalo	Jan. 24, 2021
38	vs. Philadelphia	Feb. 12, 2023

Most Touchdowns, Game

7	vs. Houston	Jan. 12, 2020
6	vs. Pittsburgh	Jan. 16, 2022
5	at Indianapolis	Jan. 4, 2014
5	vs. Tennessee	Jan. 19, 2020
5	vs. Buffalo	Jan. 24, 2021
5	vs. Buffalo	Jan. 23, 2022
	vs. Philadelphia	Feb. 12, 2023
4	Six times; Last, vs. San Francisco	Feb. 2, 2020

FIRST DOWNS

Most First Downs, Game

30	at Indianapolis	Jan. 4, 2014
30	vs. Buffalo	Jan. 23, 2022
29	vs. Indianapolis	Jan. 12, 2019
29	vs. Houston	Jan. 12, 2020
29	vs. Buffalo	Jan. 24, 2021

Fewest First Downs, Game

7	at Indianapolis	Jan. 6, 2007
8	vs. Baltimore	Jan. 9, 2011
13	at Oakland	Dec. 22, 1968
13	at Oakland	Jan. 4, 1970
14	Three times; Last, at Buffalo	Jan. 5, 1992

NET YARDS RUSHING AND PASSING

Most Net Yards, Game (All 400+)

552	vs. Buffalo	Jan. 23, 2022
513	at Indianapolis	Jan. 4, 2014
478	vs. Pittsburgh	Jan. 16, 2022
455	vs. San Francisco	Feb. 11, 2024
451	vs. Miami	Dec. 25, 1971
439	vs. Buffalo	Jan. 24, 2021
438	vs. Cleveland	Jan. 17, 2021
434	vs. Houston	Jan. 12, 2020
433	vs. Indianapolis	Jan. 12, 2019
414	at Miami	Dec. 31, 1994
409	vs. Miami	Jan. 13, 2024
408	vs. Indianapolis	Jan. 11, 2004
404	vs. Tennessee	Jan. 19, 2020
401	vs. Pittsburgh	Jan. 8, 1994

Fewest Net Yards, Game

126	at Indianapolis	Jan. 6, 2007
161	vs. Baltimore	Jan. 9, 2011
204	vs. L.A. Raiders	Dec. 28, 1991
207	at Oakland	Jan. 4, 1970
213	at Buffalo	Jan. 5, 1992

RUSHING

Most Rushing Attempts, Game

54	vs. Houston	Dec. 23, 1962
44	vs. Miami	Dec. 25, 1971
41	vs. Minnesota	Jan. 11, 1970

Fewest Rushing Attempts, Game

12	vs. New England	Jan. 20, 2019
14	vs. Pittsburgh	Jan. 15, 2017
16	vs. Tennessee	Jan. 6, 2018
17	at Indianapolis	Jan. 6, 2007
17	at Tampa Bay	Feb. 7, 2021

Most Rushing Yards, Game

213	vs. Miami	Dec. 25, 1971
199	vs. Houston	Dec. 23, 1962
196	vs. Indianapolis	Jan. 11, 2004
182	vs. Buffalo	Jan. 23, 2022
180	vs. Indianapolis	Jan. 12, 2019

Fewest Rushing Yards, Game

41	vs. New England	Jan. 20, 2019
42	vs. Cincinnati	Jan. 29, 2023
44	at Indianapolis	Jan. 6, 2007
52	at Buffalo	Jan. 23, 1994
61	at San Diego	Jan. 2, 1993
61	vs. Pittsburgh	Jan. 15, 2017

Most Rushing Touchdowns, Game

4	vs. Indianapolis	Jan. 12, 2019
2	at Buffalo	Jan. 1, 1967
2	at Oakland	Jan. 4, 1970
2	vs. Miami	Dec. 25, 1971
2	vs. Indianapolis	Jan. 11, 2004
2	vs. Houston	Jan. 12, 2020
2	vs. Tennessee	Jan. 19, 2020
2	vs. San Francisco	Feb. 2, 2020
2	vs. Buffalo	Jan. 24, 2021
2	vs. Buffalo	Jan. 23, 2022

PASSING

Most Passing Attempts, Game (All 40+)

52	at Buffalo	Jan. 23, 1994
50	at New England	Jan. 16, 2016
49	at Tampa Bay	Feb. 7, 2021
46	at Indianapolis	Jan. 4, 2014
46	vs. San Francisco	Feb. 11, 2024
44	vs. Pittsburgh	Jan. 8, 1994
44	vs. Buffalo	Jan. 23, 2022
43	vs. Cincinnati	Jan. 29, 2023
42	vs. San Francisco	Feb. 2, 2020
41	vs. Indianapolis	Jan. 12, 2019
41	vs. Miami	Jan. 13, 2024
40	vs. Pittsburgh	Jan. 16, 2022

Fewest Passing Attempts, Game

14	vs. Houston	Dec. 23, 1962
14	vs. L.A. Raiders	Dec. 28, 1991
17	at Oakland	Jan. 4, 1970
17	vs. Minnesota	Jan. 11, 1970
18	vs. Baltimore	Jan. 9, 2011

Most Completions, Game

34	vs. San Francisco	Feb. 11, 2024
33	vs. Buffalo	Jan. 23, 2022
31	vs. Pittsburgh	Jan. 16, 2022
30	at Indianapolis	Jan. 4, 2014
30	at Baltimore	Jan. 28, 2024

Fewest Completions, Game

7	at Oakland	Jan. 4, 1970
9	vs. Houston	Dec. 23, 1962
9	vs. L.A. Raiders	Dec. 28, 1991
9	vs. Baltimore	Jan. 9, 2011
12	at N.Y. Jets	Dec. 20, 1969
12	vs. Minnesota	Jan. 11, 1970

Most Gross Passing Yards, Game (All 300+)

406	vs. Pittsburgh	Jan. 16, 2022
378	at Indianapolis	Jan. 4, 2014
378	vs. Buffalo	Jan. 23, 2022
333	vs. San Francisco	Feb. 11, 2024
326	vs. Cincinnati	Jan. 29, 2023
325	vs. Buffalo	Jan. 24, 2021
323	at Buffalo	Jan. 23, 1994
321	vs. Houston	Jan. 12, 2020
321	vs. Cleveland	Jan. 17, 2021
314	at Miami	Dec. 31, 1994

Fewest Gross Passing Yards, Game

70	vs. Baltimore	Jan. 9, 2011
88	vs. Houston	Dec. 23, 1962
79	vs. L.A. Raiders	Dec. 28, 1991
107	at Indianapolis	Jan. 6, 2007
129	at Oakland	Jan. 4, 1970

Most Times Sacked, Game

9	at Buffalo	Jan. 1, 1967
7	at San Diego	Jan. 2, 1993
6	vs. Houston	Dec. 23, 1962
6	vs. Green Bay	Jan. 15, 1967

Most Passing Touchdowns, Game

6	vs. Pittsburgh	Jan. 16, 2022
5	vs. Houston	Jan. 12, 2020
4	at Indianapolis	Jan. 4, 2014
3	at Houston	Jan. 16, 1994
3	vs. New England	Jan. 20, 2019
3	vs. Tennessee	Jan. 19, 2020

3	vs. Buffalo	Jan. 24, 2021
3	vs. Buffalo	Jan. 23, 2022
3	vs. Cincinnait	Jan. 30, 2022
3	vs. Jacksonville	Jan. 21, 2023
3	vs. Philadelphia	Feb. 12, 2023

Most Interceptions Thrown, Game

4	at Oakland	Dec. 22, 1968
4	at Buffalo	Jan. 5, 1992
3	vs. Indianapolis	Jan. 7, 1996
3	vs. Baltimore	Jan. 9, 2011

PENALTIES

Most Penalties, Game

11	at Tampa Bay	Feb. 7, 2021
10	at Buffalo	Jan. 5, 1992
9	vs. Tennessee	Jan. 19, 2020
8	vs. Tennessee	Jan. 6, 2018
7	Four times; Last vs. Cleveland	Jan. 17, 2021

Fewest Penalties, Game

1	at N.Y. Jets	Dec. 28, 1986
1	vs. Buffalo	Jan. 23, 2022
2	at Indianapolis	Jan. 6, 2007
2	at Indianapolis	Jan. 4, 2014
2	vs. Cincinnati	Jan. 30, 2022
2	at Buffalo	Jan. 21, 2024

Most Yards Penalized, Game

120	at Tampa Bay	Feb. 7, 2021
68	vs. Tennessee	Jan. 6, 2018
65	vs. Denver	Jan. 4, 1998
63	at N.Y. Jets	Dec. 20, 1969
62	at San Diego	Jan. 2, 1993

Fewest Yards Penalized, Game

5	at N.Y. Jets	Dec. 28, 1986
10	vs. Buffalo	Jan. 23, 2022
11	vs. Cincinnati	Jan. 30, 2022
13	at Indianapolis	Jan. 6, 2007
14	vs. Philadelphia	Feb. 12, 2023

FUMBLES

Most Fumbles, Game

5	at Oakland	Jan. 4, 1970
5	vs. San Francisco	Feb. 11, 2024
3	Five times; Last, vs. Miami	Jan. 13, 2024

Most Fumbles Lost, Game

4	at Oakland	Jan. 4, 1970
2	vs. Miami	Dec. 25, 1971
2	vs. Baltimore	Jan. 9, 2011

Most Turnovers, Game

5	vs. Baltimore	Jan. 9, 2011
4	at Oakland	Dec. 22, 1968
4	at Oakland	Jan. 4, 1970
4	vs. Miami	Dec. 25, 1971
4	at Buffalo	Jan. 5, 1992
4	vs. Indianapolis	Jan. 7, 1996

PLAYOFF TEAM DEFENSIVE

SCORING

Fewest Points Allowed, Game

0	at Houston	Jan. 9, 2016
6	at N.Y. Jets	Dec. 20, 1969
6	vs. L.A. Raiders	Dec. 28, 1991

Most Points Allowed, Game

45	at Indianapolis	Jan. 4, 2014
41	at Oakland	Dec. 22, 1968
38	vs. Indianapolis	Jan. 11, 2004
37	at Buffalo	Jan. 5, 1992
37	vs. New England (OT)	Jan. 20, 2019

Fewest Touchdowns Allowed, Game

0	at N.Y. Jets	Dec. 20, 1969
0	vs. L.A. Raiders	Dec. 28, 1991
0	at Houston	Jan. 9, 2016
0	vs. Pittsburgh	Jan. 15, 2017

Most Touchdowns Allowed, Game

6	at Indianapolis	Jan. 4, 2014
5	vs. Green Bay	Jan. 15, 1967
5	at Oakland	Dec. 22, 1968
5	at N.Y. Jets	Dec. 28, 1986
5	vs. Indianapolis	Jan. 11, 2004
5	vs. New England	Jan. 20, 2019
5	vs. Buffalo	Jan. 23, 2022

FIRST DOWNS

Fewest First Downs Allowed, Game

9	at Buffalo	Jan. 1, 1967
13	vs. Minnesota	Jan. 11, 1970
13	vs. Miami	Jan. 13, 2024
14	at Houston	Jan. 9, 2016
15	vs. Indianapolis	Jan. 12, 2019

Most First Downs Allowed, Game

36	vs. New England	Jan. 20, 2019
30	at Buffalo	Jan. 23, 1994
29	at Buffalo	Jan. 5, 1992
28	at Indianapolis	Jan. 6, 2007
28	at Indianapolis	Jan. 4, 2014

NET YARDS RUSHING AND PASSING

Fewest Net Yards Allowed, Game

226	at Houston	Jan. 9, 2016
233	at Oakland	Jan. 4, 1970
235	at N.Y. Jets	Dec. 20, 1969
239	vs. Minnesota	Jan. 11, 1970
249	vs. Indianapolis	Jan. 7, 1996

Most Net Yards Allowed, Game

536	at Indianapolis	Jan. 4, 2014
524	vs. New England	Jan. 20, 2019
454	at Oakland	Dec. 22, 1968
448	at Buffalo	Jan. 5, 1992
442	vs. Houston	Jan. 12, 2020

RUSHING

Fewest Rushing Attempts, Game

13	at Buffalo	Jan. 1, 1967
14	at Houston	Jan. 16, 1994
14	at New England	Jan. 16, 2016
14	vs. Indianapolis	Jan. 12, 2019
16	at Baltimore	Jan. 28, 2024

Most Rushing Attempts, Game

48	vs. New England	Jan. 20, 2019
46	at Buffalo	Jan. 5, 1992
46	at Buffalo	Jan. 23, 1994
43	vs. Miami	Dec. 25, 1971
40	at Indianapolis	Jan. 6, 2007
40	vs. Baltimore	Jan. 9, 2011

Fewest Rushing Yards Allowed, Game

38	at New England	Jan. 16, 2016
39	at Houston	Jan. 16, 1994
40	at Buffalo	Jan. 1, 1967
56	vs. Pittsburgh	Jan. 16, 2022
67	vs. Minnesota	Jan. 11, 1970

Most Rushing Yards Allowed, Game

229	at Buffalo	Jan. 23, 1994
202	vs. Tennessee	Jan. 6, 2018
192	at San Diego	Jan. 2, 1993
188	at Indianapolis	Jan. 6, 2007
182	at Buffalo	Jan. 21, 2024

Most Rushing Touchdowns Allowed, Game

4	vs. New England	Jan. 20, 2019
3	vs. Green Bay	Jan. 15, 1967
3	at Buffalo	Jan. 23, 1994
3	vs. Philadelphia	Feb. 12, 2023
2	five times; Last, at Buffalo	Jan. 21, 2024

PASSING

Fewest Passing Attempts Allowed, Game

19	vs. Denver	Jan. 4, 1998
23	at N.Y. Jets	Dec. 28, 1986
23	vs. L.A. Raiders	Dec. 28, 1991
23	at San Diego	Jan. 2, 1993
24	at Green Bay	Jan. 15, 1967

Most Passing Attempts Allowed, Game

52	vs. Houston	Jan. 12, 2020
48	vs. Buffalo	Jan. 24, 2021
46	vs. Houston	Dec. 23, 1962
46	vs. New England	Jan. 20, 2019
45	at Oakland	Jan. 4, 1970
45	at Indianapolis	Jan. 4, 2014

Fewest Completions Allowed, Game

10	vs. Denver	Jan. 4, 1998
12	at Buffalo	Jan. 1, 1967
12	vs. L.A. Raiders	Dec. 28, 1991
12	vs. Indianapolis	Jan. 7, 1996

Most Completions Allowed, Game

32	at Houston	Jan. 16, 1994
31	at Indianapolis	Jan. 6, 2007
31	vs. Houston	Jan. 12, 2020
30	vs. New England	Jan. 20, 2019
29	at Indianapolis	Jan. 4, 2014
29	vs. Pittsburgh	Jan. 16, 2022

Fewest Passing Yards Allowed, Game

112	vs. Indianapolis	Jan. 7, 1996
136	at Houston	Jan. 9, 2016
140	vs. L.A. Raiders	Dec. 28, 1991
153	at N.Y. Jets	Dec. 28, 1986
160	at Buffalo	Jan. 23, 1994

Most Passing Yards Allowed, Game

443	at Indianapolis	Jan. 4, 2014
388	vs. Houston	Jan. 12, 2020
348	vs. New England	Jan. 20, 2019
347	at Oakland	Dec. 22, 1968
329	vs. Buffalo	Jan. 23, 2022

Most Passing Touchdowns Allowed, Game

5	at Oakland	Dec. 22, 1968
4	at Indianapolis	Jan. 4, 2014
4	vs. Buffalo	Jan. 23, 2022
3	Five times; Last, at Tampa Bay	Feb. 7, 2021

PLAYOFF TEAM DEFENSIVE

SACKS

Most Sacks, Game

9	at Houston	Jan. 16, 1994
8	vs. Houston	Jan. 18, 2025
5	at San Diego	Jan. 2, 1993
5	vs. Houston	Jan. 12, 2020
5	vs. Cincinnati	Jan. 29, 2023
4	at Buffalo	Jan. 1, 1967
4	at Oakland	Jan. 4, 1970
4	vs. Baltimore	Jan. 9, 2011
4	vs. Buffalo	Jan. 24, 2021
4	at Baltimore	Jan. 28, 2024

INTERCEPTIONS

Most Interceptions By, Game

5	vs. Houston	Dec. 23, 1962
4	at Oakland	Jan. 4, 1970
4	vs. L.A. Raiders	Dec. 28, 1991
4	at Houston	Jan. 9, 2016
3	Five times; Last, at Indianapolis	Jan. 4, 2014

PLAYOFF OPPONENT INDIVIDUAL

SINGLE GAME

SCORING

Total Points

24	Gabriel Davis, Buffalo	Jan. 23, 2022
20	Jalen Hurts, Philadelphia	Feb. 12, 2023
18	Fred Biletnikoff, Oakland	Dec. 22, 1968
18	Thurman Thomas, Buffalo	Jan. 23, 1994
18	Chris Boswell, Pittsburgh	Jan. 15, 2017

Total Touchdowns

4	Gabriel Davis, Buffalo	Jan. 23, 2022
3	Fred Biletnikoff, Oakland	Dec. 22, 1968
3	Thurman Thomas, Buffalo	Jan. 23, 1994
3	Jalen Hurts, Philadelphia	Feb. 12, 2023
2	14 times; Last, Josh Allen, Buffalo	Jan. 21, 2024

Field Goals

6	Chris Boswell, Pittsburgh	Jan. 15, 2017
4	Tyler Bass, Buffalo	Jan. 24, 2021
4	Evan McPherson, Cincinnati	Jan. 30, 2022
3	Scott Norwood, Buffalo	Jan. 5, 1992
3	Steve Christie, Buffalo	Jan. 23, 1994
3	Adam Vinatieri, Indianapolis	Jan. 6, 2007
3	Billy Cundiff, Baltimore	Jan. 9, 2011
3	Jake Moody, San Francisco	Feb. 11, 2024

PASSING

Pass Attempts (All 40+)

52	Deshaun Watson, Houston	Jan. 12, 2020
48	Josh Allen, Buffalo	Jan. 24, 2021
46	George Blanda, Houston	Dec. 23, 1962
46	Tom Brady, New England	Jan. 20, 2019
45	Andrew Luck, Indianapolis	Jan. 4, 2014
44	Ben Roethlisberger, Pittsburgh	Jan. 16, 2022
43	Warren Moon, Houston	Jan. 16, 1994
42	Neil O'Donnell, Pittsburgh	Jan. 8, 1994
42	Tom Brady, New England	Jan. 16, 2016
41	Joe Burrow, Cincinnati	Jan. 29, 2023
40	Joe Namath, N.Y. Jets	Dec. 20, 1969

Pass Completions

32	Warren Moon, Houston	Jan. 16, 1994
31	Deshaun Watson, Houston	Jan. 12, 2020
30	Peyton Manning, Indianapolis	Jan. 6, 2007
30	Tom Brady, New England	Jan. 20, 2019
29	Andrew Luck, Indianapolis	Jan. 4, 2014
29	Ben Roethlisberger, Pittsburgh	Jan. 16, 2022

Passing Yards (All 300+)

443	Andrew Luck, Indianapolis	Jan. 4, 2014
388	Deshaun Watson, Houston	Jan. 12, 2020
348	Tom Brady, New England	Jan. 20, 2019
345	Daryle Lamonica, Oakland	Dec. 22, 1968
329	Josh Allen, Buffalo	Jan. 23, 2022
306	Warren Moon, Houston	Jan. 16, 1994
304	Peyton Manning, Indianapolis	Jan. 11, 2004
304	Jalen Hurts, Philadelphia	Feb. 12, 2023
302	Tom Brady, New England	Jan. 16, 2016

Long Pass

75	Josh Allen to Gabriel Davis, Buffalo	Jan. 23, 2022
69	Jack Kemp to Elbert Dubenion, Buffalo	Jan. 1, 1967

Touchdown Passes

5	Daryle Lamonica, Oakland	Dec. 22, 1968
4	Andrew Luck, Indianapolis	Jan. 4, 2014
4	Josh Allen, Buffalo	Jan. 23, 2022
3	Pat Ryan, N.Y. Jets	Dec. 28, 1986
3	Jim Kelly, Buffalo	Jan. 5, 1992
3	Neil O'Donnell, Pittsburgh	Jan. 8, 1994
3	Peyton Manning, Indianapolis	Jan. 11, 2004
3	Tom Brady, Tampa Bay	Feb. 7, 2021

Interceptions Thrown

5	George Blanda, Houston	Dec. 23, 1962
4	Todd Marinovich, L.A. Raiders	Dec. 28, 1991
4	Brian Hoyer, Houston	Jan. 9, 2016
3	Joe Namath, N.Y. Jets	Dec. 20, 1969
3	Daryle Lamonica, Oakland	Jan. 4, 1970
3	Jim Kelly, Buffalo	Jan. 5, 1992
3	Peyton Manning, Indianapolis	Jan. 6, 2007
3	Andrew Luck, Indianapolis	Jan. 4, 2014

RUSHING

Rushing Attempts

33	Thurman Thomas, Buffalo	Jan. 23, 1994
31	Freeman McNeil, N.Y. Jets	Dec. 28, 1986
30	Le'Veon Bell, Pittsburgh	Jan. 15, 2017
29	Sony Michel, New England	Jan. 20, 2019
26	Edgerrin James, Indianapolis	Jan. 11, 2004

Rushing Yards (All 100+)

186	Thurman Thomas, Buffalo	Jan. 23, 1994
170	Le'Veon Bell, Pittsburgh	Jan. 15, 2017
156	Derrick Henry, Tennessee	Jan. 6, 2018
135	Freeman McNeil, N.Y. Jets	Dec. 28, 1986
125	Edgerrin James, Indianapolis	Jan. 11, 2004
122	Joseph Addai, Indianapolis	Jan. 6, 2007
119	Marion Butts, San Diego	Jan. 2, 1993
113	Sony Michel, New England	Jan. 20, 2019
107	Nick Bell, L.A. Raiders	Dec. 28, 1991
101	Terrell Davis, Denver	Jan. 4, 1998
100	Thurman Thomas, Buffalo	Jan. 5, 1992

Rushing Touchdowns

3	Thurman Thomas, Buffalo	Jan. 23, 1994
3	Jalen Hurts, Philadelphia	Feb. 12, 2023
2	Elijah Pitts, Green Bay	Jan. 15, 1967
2	Terrell Davis, Denver	Jan. 4, 1998
2	Edgerrin James, Indianapolis	Jan. 11, 2004
2	Rex Burkhead, New England	Jan. 20, 2019
2	Sony Michel, New England	Jan. 20, 2019
2	Josh Allen, Buffalo	Jan. 21, 2024

Long Run

54	Marion Butts, San Diego	Jan. 2, 1993

RECEVING

Pass Receptions

13	T.Y. Hilton, Indianapolis	Jan. 4, 2014
10	Todd Heap, Baltimore	Jan. 9, 2011
10	Julian Edelman, New England	Jan. 16, 2016
9	Haywood Jeffires, Houston	Jan. 16, 1994
9	Dallas Clark, Indianapolis	Jan. 6, 2007
9	DeAndre Hopkins, Houston	Jan. 12, 2020

Receiving Yards (All 100+)

224	T.Y. Hilton, Indianapolis	Jan. 4, 2014
201	Gabe Davis, Buffalo	Jan. 23, 2022
180	Fred Biletnikoff, Oakland	Dec. 22, 1968
140	Paul Warfield, Miami	Dec. 25, 1971
138	Max McGee, Green Bay	Jan. 15, 1967
127	Bobby Burnett, Buffalo	Jan. 1, 1967
118	DeAndre Hopkins, Houston	Jan. 12, 2020
115	Zay Flowers, Baltimore	Jan. 28, 2024
111	John Henderson, Minnesota	Jan. 11, 1970
108	Todd Heap, Baltimore	Jan. 9, 2011
108	Antonio Brown, Pittsburgh	Jan. 15, 2017
103	Dallas Clark, Indianapolis	Jan. 6, 2007
103	Tee Higgins, Cincinnati	Jan. 30, 2022
100	Andre Reed, Buffalo	Jan. 5, 1992
100	Julian Edelman, New England	Jan. 16, 2016
100	DeVonta Smith, Philadelphia	Feb. 12, 2023

Touchdown Receptions

4	Gabriel Davis, Buffalo	Jan. 23, 2022
3	Fred Biletnikoff, Oakland	Dec. 22, 1968
2	Max McGee, Green Bay	Jan. 15, 1967
2	Warren Wells, Oakland	Dec. 22, 1968
2	Andre Reed, Buffalo	Jan. 5, 1992
2	T.Y. Hilton, Indianapolis	Jan. 4, 2014
2	Rob Gronkowski, New England	Jan. 16, 2016
2	Rob Gronkowski, Tampa Bay	Feb. 7, 2021

DEFENSE / SPECIAL TEAMS

Interceptions Made

2	Kirby Jackson, Buffalo	Jan. 5, 1992

Long Interception Return

50	Willie Wood, Green Bay	Jan. 15, 1967

Long Punt Return

36	Darrien Gordon, Denver	Jan. 4, 1998
27	Britain Covey, Philadelphia	Feb. 12, 2023
22	Danny Amendola, New England	Jan. 16, 2016

Long Kickoff Return

63	Jamal Agnew, Jacksonville	Jan. 21, 2023
38	Irving Spikes, Miami	Dec. 31, 1994
38	Cordarrelle Patterson, New England	Jan. 20, 2019

Long Punt

66	Jordan Stout, Baltimore	Jan. 29, 2024
64	Reggie Roby, Miami	Jan. 5, 1991
59	Greg Montgomery, Houston	Jan. 16, 1994

Long Field Goal (All 50+)

58	Pete Stoyanovich, Miami	Jan. 5, 1991
55	Jake Moody, San Francisco	Feb. 11, 2024
53	Jake Moody, San Francisco	Feb. 11, 2024
52	Ryan Succop, Tampa Bay	Feb. 7, 2021
52	Evan McPherson, Cincinnati	Jan. 30, 2022
51	Tyler Bass, Buffalo	Jan. 24, 2021
50	Adam Vinatieri, Indianapolis	Jan. 6, 2007

Sacks

3	Gerald Williams, Pittsburgh	Jan. 8, 1994
3	Whitney Mercilus, Houston	Jan. 9, 2016

CHIEFS SUPERLATIVES

RECEIVING

100-Yard Pass Receivers (298) (Years 1960-2006)

	Date	Opponent	Player	Rec.	Yds.	Avg.	LG	TD	Result
1.	10/2/60	N.Y. Titans	Johnny Robinson	3	120	40.0	72	0	L, 35-37
2.	12/18/60	Buffalo	Johnny Robinson	4	130	32.5	74t	1	W, 24-7
3.	9/24/61	@ Oakland	Chris Burford	6	101	16.8	32	1	W, 42-35
4.	11/3/61	@ Boston	Chris Burford	7	137	19.6	42t	1	L, 21-28
5.	11/12/61	Buffalo	Chris Burford	9	107	11.9	36	0	L, 20-30
6.	12/3/61	@ N.Y. Titans	Abner Haynes	6	127	21.2	43	0	L, 7-28
7.	12/3/61	@ N.Y. Titans	Chris Burford	3	105	35.0	54	0	
8.	12/10/61	Denver	Johnny Robinson	6	112	18.7	45t	1	W, 49-21
9.	10/12/62	@ Boston	Chris Burford	10	171	17.1	31t	1	W, 27-7
10.	10/21/62	N.Y. Titans	Abner Haynes	4	121	30.3	78	1	W, 20-17
11.	11/18/62	@ Denver	Fred Arbanas	3	117	39.0	47t	1	W, 24-3
12.	9/7/63	@ Denver	Frank Jackson	5	149	29.8	81t	2	W, 59-7
13.	9/22/63	@ Buffalo	Chris Burford	11	106	9.6	19t	2	T, 27-27
14.	10/13/63	Buffalo	Chris Burford	10	100	10.0	33t	1	L, 26-35
15.	10/20/63	San Diego	Abner Haynes	8	149	18.6	73t	1	L, 17-38
16.	12/1/63	@ N.Y. Jets	Frank Jackson	6	110	18.3	48	0	L, 0-17
17.	9/13/64	@ Buffalo	Fred Arbanas	6	113	18.8	42	1	L, 17-34
18.	9/27/64	@ Oakland	Abner Haynes	5	117	23.4	56t	1	W, 21-9
19.	10/4/64	Houston	Chris Burford	8	143	17.9	50t	2	W, 28-7
20.	10/4/64	Houston	Fred Arbanas	4	131	32.8	59	0	
21.	10/11/64	@ Denver	Chris Burford	5	108	21.6	36	2	L, 27-33
22.	10/11/64	@ Denver	Fred Arbanas	5	103	20.6	33	1	
23.	11/1/64	Denver	Abner Haynes	5	106	21.2	40	1	W, 49-39
24.	11/1/64	Denver	Curtis McClinton	4	103	25.8	66t	2	
25.	11/29/64	@ N.Y. Jets	Frank Jackson	10	175	17.5	34	0	L, 14-27
26.	12/6/64	Boston	Frank Jackson	7	144	20.6	72	0	L, 24-31
27.	12/13/64	@ San Diego	Frank Jackson	8	142	17.8	64t	4	W, 49-6
28.	11/21/65	@ Boston	Chris Burford	9	120	13.3	34	1	T, 10-10
29.	11/28/65	Houston	Frank Jackson	5	118	23.6	45	1	W, 52-21
30.	12/19/65	Denver	Curtis McClinton	5	213	42.6	69	0	W, 45-35
31.	12/19/65	Denver	Otis Taylor	6	110	18.3	41	1	
32.	9/25/66	@ Boston	Chris Burford	10	155	15.5	31t	3	W, 43-24
33.	10/2/66	Buffalo	Otis Taylor	4	125	31.3	71t	1	L, 14-29
34.	10/8/66	Denver	Otis Taylor	5	103	20.6	55	0	W, 37-10
35.	10/30/66	Houston	Otis Taylor	5	187	37.4	77t	1	W, 48-23
36.	11/13/66	Miami	Otis Taylor	4	113	28.3	89t	1	W, 34-16
37.	11/20/66	Boston	Otis Taylor	9	133	14.8	26	2	T, 27-27
38.	11/27/66	@ N.Y. Jets	Otis Taylor	6	136	22.7	45	0	W, 32-24
39.	11/27/66	@ N.Y. Jets	Chris Burford	8	109	13.6	32	1	
40.	10/15/67	San Diego	Otis Taylor	9	134	14.9	45	0	L, 31-45
41.	9/28/68	Miami	Otis Taylor	3	113	37.7	44	1	W, 48-3
42.	11/3/68	Oakland	Gloster Richardson	2	121	60.5	92t	2	L, 21-38
43.	11/17/68	Boston	Frank Pitts	5	126	25.2	90t	1	W, 31-17
44.	11/28/68	Houston	Frank Pitts	7	124	17.7	43t	2	W, 24-10
45.	12/14/68	@ Denver	Otis Taylor	3	119	39.7	67t	1	W, 30-7
46.	9/14/69	@ San Diego	Otis Taylor	5	111	22.2	55t	2	W, 27-9
47.	10/19/69	Miami	Otis Taylor	4	131	32.8	79	0	W, 17-10
48.	10/26/69	Cincinnati	Mike Garrett	5	101	20.2	41	1	W, 42-22
49.	11/23/69	Oakland	Otis Taylor	6	103	17.2	36	1	L, 24-27
50.	9/20/70	@ Minnesota	Otis Taylor	5	100	20.0	59t	1	L, 10-27
51.	11/1/70	Oakland	Otis Taylor	4	129	32.3	56	1	T, 17-17
52.	10/18/71	Pittsburgh	Otis Taylor	6	190	31.7	82	2	W, 38-16
53.	10/24/71	Washington	Otis Taylor	5	105	21.0	28t	2	W, 27-20
54.	12/12/71	Oakland	Otis Taylor	8	113	14.1	29t	1	W, 16-14
55.	10/15/72	Cincinnati	Otis Taylor	10	149	14.9	26	1	L, 16-23
56.	9/23/73	@ New England	Otis Taylor	5	115	23.0	46	0	W, 10-7
57.	11/10/74	San Diego	Larry Brunson	8	193	24.1	84t	1	L, 7-14
58.	10/19/75	@ San Diego	Walter White	2	105	52.5	60t	1	W, 12-10
59.	12/21/75	@ Oakland	Barry Pearson	6	103	17.2	27	1	L, 20-28
60.	10/3/76	@ Buffalo	Larry Brunson	6	106	17.7	24	0	L, 17-50
61.	11/7/76	Pittsburgh	Walter White	6	105	17.5	40	0	L, 0-45
62.	10/21/79	N.Y. Giants	Tony Reed	8	103	12.9	26	0	L, 17-21
63.	10/19/80	@ Denver	Henry Marshall	6	103	17.2	46t	1	W, 23-17
64.	11/23/80	@ St. Louis	Henry Marshall	7	117	16.7	36	0	W, 21-13
65.	12/21/80	@ Baltimore	Henry Marshall	9	176	19.6	75t	2	W, 38-28
66.	12/21/80	@ Baltimore	J.T. Smith	7	129	18.4	37t	1	
67.	9/20/81	San Diego	J.T. Smith	9	140	15.6	33	0	L, 31-42
68.	10/11/81	Oakland	Henry Marshall	6	110	18.3	43	1	W, 27-0
69.	10/11/81	Oakland	Joe Delaney	3	104	34.7	61	0	
70.	11/21/82	@ New Orleans	J.T. Smith	6	101	16.8	51	0	L, 17-27
71.	12/12/82	L.A. Raiders	Al Dixon	6	102	17.0	37	0	L, 16-21
72.	12/19/82	@ Denver	Carlos Carson	3	110	36.7	51	1	W, 37-16
73.	9/4/83	Seattle	Carlos Carson	7	104	14.9	48	1	W, 17-13
74.	9/18/83	@ Washington	Carlos Carson	6	109	18.2	34	0	L, 12-27
75.	10/16/83	N.Y. Giants	Henry Marshall	7	131	18.7	46t	2	W, 38-17
76.	11/6/83	L.A. Raiders	Carlos Carson	5	103	20.6	39	0	L, 20-28
77.	11/20/83	@ Dallas	Carlos Carson	7	135	19.3	48t	2	L, 21-41
78.	11/20/83	@ Dallas	Henry Marshall	8	115	14.4	35	0	
79.	11/27/83	@ Seattle	Carlos Carson	7	149	21.3	35	1	L, 48-51 OT
80.	12/11/83	@ San Diego	Carlos Carson	7	165	23.6	50t	1	L, 38-41
81.	9/9/84	Cincinnati	Anthony Hancock	3	109	36.3	46t	1	W, 27-22
82.	9/23/84	@ Denver	Henry Marshall	8	148	18.5	37	0	L, 0-21
83.	10/14/84	San Diego	Carlos Carson	7	165	23.6	29	0	W, 31-13
84.	10/28/84	Tampa Bay	Carlos Carson	7	131	18.7	56	0	W, 24-20
85.	11/25/84	@ N.Y. Giants	Carlos Carson	5	153	30.6	56	1	L, 27-28
86.	12/2/84	Denver	Carlos Carson	7	126	18.0	36	1	W, 16-13
87.	12/9/84	Seattle	Henry Marshall	8	166	20.8	36	1	W, 34-7
88.	9/8/85	@ New Orleans	Carlos Carson	8	173	21.6	37	2	W, 47-27
89.	9/12/85	L.A. Raiders	Carlos Carson	5	118	23.6	26	1	W, 36-20
90.	12/22/85	San Diego	Stephone Paige	8	309	38.6	84t	2	W, 38-34
91.	11/30/86	Buffalo	Stephone Paige	9	119	13.2	26	1	L, 14-17
92.	10/25/87	@ San Diego	Carlos Carson	9	197	21.9	63t	2	L, 21-42
93.	11/1/87	@ Chicago	Stephone Paige	5	121	24.2	51	1	L, 28-31
94.	11/1/87	@ Chicago	Carlos Carson	7	117	16.7	29t	1	
95.	11/15/87	N.Y. Jets	Jonathan Hayes	5	105	21.0	33	0	L, 9-16
96.	12/13/87	L.A. Raiders	Carlos Carson	4	142	35.5	67t	1	W, 16-10
97.	12/27/87	Seattle	Carlos Carson	4	120	30.0	81t	1	W, 41-20
98.	12/27/87	Seattle	Stephone Paige	8	110	13.8	46t	1	
99.	9/11/88	@ Seattle	Paul Palmer	8	105	13.1	27	0	L, 10-31
100.	9/25/88	San Diego	Paul Palmer	5	122	24.4	71t	2	L, 23-24
101.	10/2/88	@ N.Y. Jets	Carlos Carson	5	162	32.4	80t	1	T, 17-17
102.	10/16/88	L.A. Raiders	Paul Palmer	5	103	20.6	48t	1	L, 17-27
103.	11/20/88	Seattle	Stephone Paige	5	106	21.2	49	0	W, 27-24
104.	12/4/88	N.Y. Jets	Stephone Paige	4	113	28.3	41t	2	W, 38-34
105.	10/29/89	@ Pittsburgh	Stephone Paige	7	163	23.3	50	0	L, 17-23
106.	11/26/89	Houston	Stephone Paige	7	114	16.3	42	0	W, 34-0
107.	12/3/89	Miami	Stephone Paige	7	133	19.0	38	1	W, 26-21
108.	9/17/90	@ Denver	Stephone Paige	10	206	20.6	83t	2	L, 23-24
109.	12/2/90	@ New England	Stephone Paige	7	151	21.6	37	1	W, 37-7
110.	12/23/90	@ San Diego	Todd McNair	3	111	37.0	65	1	W, 24-21
111.	11/24/91	@ Cleveland	Emile Harry	11	159	14.5	36	1	L, 15-20
112.	12/22/91	@ L.A. Raiders	J.J. Birden	8	188	23.5	57	2	W, 27-21
113.	10/4/92	@ Denver	Willie Davis	5	127	25.4	50t	1	L, 19-20
114.	10/11/92	Philadelphia	Willie Davis	5	167	33.4	74t	1	W, 24-17
115.	10/18/92	@ Dallas	Willie Davis	6	100	16.7	38	0	L, 10-17
116.	11/15/92	Washington	Tim Barnett	6	148	24.7	44t	2	W, 35-16
117.	9/20/93	Denver	Willie Davis	6	139	23.2	35	0	W, 15-7
118.	11/14/93	@ L.A. Raiders	Willie Davis	5	115	23.0	66t	1	W, 31-20
119.	9/4/94	@ New Orleans	Willie Davis	7	109	15.6	42	1	W, 30-17
120.	12/4/94	Denver	Willie Davis	3	107	35.7	62t	1	L, 17-20 OT
121.	12/4/94	Denver	J.J. Birden	7	101	14.4	44	0	
122.	12/12/94	@ Miami	J.J. Birden	10	131	13.1	22t	1	L, 28-45
123.	12/18/94	Houston	Lake Dawson	5	101	20.2	50	1	W, 31-19
124.	9/3/95	@ Seattle	Willie Davis	6	155	25.8	60t	2	W, 34-10
125.	9/24/95	@ Cleveland	Keith Cash	8	111	13.9	38t	1	L, 17-35
126.	9/8/97	@ Oakland	Andre Rison	8	162	20.3	43	1	W, 28-27
127.	11/30/97	San Francisco	Andre Rison	5	117	23.4	45	2	W, 44-9
128.	11/22/98	@ San Diego	Derrick Alexander	5	173	34.6	41	1	L, 37-38
129.	11/29/98	Arizona	Derrick Alexander	6	116	19.3	30t	2	W, 34-24
130.	9/12/99	@ Chicago	Derrick Alexander	6	154	25.7	86t	1	L, 17-20
131.	9/19/99	Denver	Derrick Alexander	6	117	19.5	49	0	W, 26-10
132.	10/31/99	San Diego	Derrick Alexander	2	113	56.5	81t	1	W, 34-0
133.	11/21/99	Seattle	Derrick Alexander	8	101	12.6	25	0	L, 19-30
134.	9/17/00	San Diego	Sylvester Morris	6	112	18.7	36t	3	W, 42-10
135.	9/24/00	@ Denver	Tony Gonzalez	10	127	12.7	17	1	W, 23-22
136.	10/2/00	Seattle	Derrick Alexander	5	153	30.6	73	1	W, 24-17
137.	10/15/00	Oakland	Tony Gonzalez	7	100	14.3	22	1	L, 17-20
138.	10/22/00	St. Louis	Derrick Alexander	5	117	23.4	31	1	W, 54-34
139.	10/22/00	St. Louis	Tony Gonzalez	5	117	23.4	39	1	
140.	10/29/00	@ Seattle	Tony Gonzalez	8	101	12.6	22	0	W, 24-19
141.	10/29/00	@ Seattle	Derrick Alexander	4	137	34.3	59t	2	
142.	11/5/00	@ Oakland	Derrick Alexander	9	139	15.4	48t	2	L, 31-49
143.	11/5/00	@ Oakland	Tony Gonzalez	9	134	14.9	29	0	
144.	11/5/00	@ Oakland	Sylvester Morris	6	102	17.0	47	0	
145.	11/19/00	Buffalo	Derrick Alexander	7	146	20.9	35	0	L, 17-21
146.	12/4/00	@ New England	Tony Gonzalez	11	147	13.4	29	1	L, 24-30
147.	12/4/00	@ New England	Derrick Alexander	5	116	23.2	81t	1	
148.	10/7/01	@ Denver	Tony Gonzalez	8	129	16.1	35	0	L, 6-20
149.	11/29/01	Philadelphia	Priest Holmes	8	100	12.5	37	0	L, 10-23
150.	12/9/01	@ Oakland	Priest Holmes	5	109	21.8	67t	1	L, 26-28
151.	12/30/01	@ Jacksonville	Eddie Kennison	6	121	20.2	50	0	W, 30-26
152.	9/8/02	@ Cleveland	Eddie Kennison	4	120	30.0	64	0	W, 40-39
153.	9/29/02	Miami	Tony Gonzalez	7	140	20.0	42t	3	W, 48-30
154.	11/10/02	@ San Francisco	Eddie Kennison	8	134	16.8	23	0	L, 13-17
155.	11/24/02	@ Seattle	Priest Holmes	7	110	15.7	64t	1	L, 32-39
156.	12/15/02	@ Denver	Dante Hall	5	143	28.6	75t	2	L, 24-31
157.	12/22/02	San Diego	Marc Boerigter	5	144	28.8	99t	2	W, 24-22
158.	10/12/03	@ Green Bay	Tony Gonzalez	4	121	30.3	67	1	W, 40-34 OT
159.	10/12/03	@ Green Bay	Johnnie Morton	6	109	18.2	38	1	
160.	10/26/03	Buffalo	Dante Hall	4	107	26.8	67t	1	W, 38-5
161.	11/9/03	Cleveland	Eddie Kennison	7	115	16.4	27t	1	W, 41-20
162.	11/23/03	Oakland	Priest Holmes	6	100	16.7	36	0	W, 27-24
163.	12/7/03	@ Denver	Dante Hall	11	124	11.3	34	0	L, 27-45
164.	12/14/03	Detroit	Derrick Blaylock	5	106	21.2	63t	1	W, 45-17
165.	9/12/04	@ Denver	Eddie Kennison	6	101	16.8	57	0	L, 24-34
166.	9/26/04	Houston	Tony Gonzalez	8	106	13.3	25	1	L, 21-24
167.	10/17/04	@ Jacksonville	Johnnie Morton	7	111	15.9	52	0	L, 16-22
168.	10/31/04	Indianapolis	Tony Gonzalez	8	125	15.6	32	2	W, 45-35
169.	11/7/04	@ Tampa Bay	Tony Gonzalez	9	123	13.7	29	1	L, 31-34
170.	11/7/04	@ Tampa Bay	Eddie Kennison	6	104	17.3	59	0	
171.	11/14/04	@ New Orleans	Eddie Kennison	7	121	17.3	23	1	L, 20-27
172.	11/22/04	New England	Johnnie Morton	5	107	21.4	36	0	L, 19-27
173.	11/28/34	San Diego	Tony Gonzalez	8	105	13.1	27	0	L, 31-34
174.	12/5/04	@ Oakland	Eddie Kennison	8	149	18.6	70t	1	W, 34-27
175.	12/19/04	Denver	Eddie Kennison	7	101	14.4	42	2	W, 45-17
176.	12/25/04	Oakland	Tony Gonzalez	11	124	11.3	26t	2	W, 31-30
177.	1/2/05	@ San Diego	Tony Gonzalez	14	144	10.3	32	0	L, 17-24
178.	1/2/05	@ San Diego	Larry Johnson	8	115	14.4	40	1	
179.	9/26/05	@ Denver	Eddie Kennison	8	112	14.0	26	0	L, 10-30
180.	10/2/05	Philadelphia	Eddie Kennison	7	109	15.6	49	1	L, 31-37
181.	10/16/05	Washington	Priest Holmes	5	100	20.0	60t	1	W, 28-21
182.	10/30/05	@ San Diego	Eddie Kennison	7	115	16.4	33	1	W, 20-7
183.	12/4/05	Denver	Eddie Kennison	4	108	27.0	54	0	W, 31-27
184.	1/1/06	Cincinnati	Eddie Kennison	7	151	21.6	55	0	W, 37-3
185.	10/8/06	@ Arizona	Larry Johnson	6	106	17.7	78	1	W, 23-20
186.	10/22/06	San Diego	Tony Gonzalez	6	138	23.0	57	0	W, 30-27

187.	10/29/06	Seattle	Eddie Kennison	6	132	22.0	51	0	W, 35-28
188.	10/29/06	Seattle	Tony Gonzalez	6	116	19.3	37	0	
189.	12/3/06	@ Cleveland	Eddie Kennison	7	117	16.7	39	1	L, 28-31 OT
190.	12/3/06	@ Cleveland	Tony Gonzalez	9	105	11.7	23t	2	
191.	12/31/06	Jacksonville	Eddie Kennison	6	144	24.0	40	1	W, 35-30

100-Yard Pass Receivers (Years 2007-Present)

	Date	Opponent	Player	Rec.	Yds.	Avg.	LG	TD	Result
192.	9/30/07	@ San Diego	Dwayne Bowe	8	164	20.5	51t	1	W,30-16
193.	10/7/07	Jacksonville	Tony Gonzalez	8	100	12.5	22	0	L,7-17
194.	10/14/07	Cincinnati	Tony Gonzalez	9	102	11.3	26t	2	W,27-20
195.	11/4/07	Green Bay	Tony Gonzalez	10	109	10.9	25	1	L,22-33
196.	11/11/07	Denver	Dwayne Bowe	9	105	11.7	23	0	L,11-27
197.	12/2/07	San Diego	Tony Gonzalez	10	140	14.0	31	0	L,10-24
198.	12/23/07	@ Detroit	Tony Gonzalez	10	137	13.7	29	0	L,20-25
199.	10/26/08	@ N.Y. Jets	Dwayne Bowe	6	102	17.0	36	0	L,24-28
200.	11/9/08	@ San Diego	Tony Gonzalez	10	113	11.3	34t	2	L,19-20
201.	11/23/08	Buffalo	Tony Gonzalez	10	113	11.3	35	1	L,31-54
202.	11/30/08	@ Oakland	Tony Gonzalez	8	110	13.8	23	0	W,20-13
203.	12/21/08	Miami	Jamaal Charles	3	102	34.0	75	0	L,31-38
204.	12/28/08	@ Cincinnati	Dwayne Bowe	10	103	10.3	32	0	L,6-16
205.	10/18/09	@ Washington	Dwayne Bowe	6	109	18.2	32	0	W,14-6
206.	11/22/09	Pittsburgh	Chris Chambers	4	119	29.8	61	0	W,27-24 OT
207.	12/20/09	Cleveland	Chris Chambers	5	114	22.8	39	1	L,34-41
208.	10/17/10	@ Houston	Dwayne Bowe	6	108	18.0	42t	2	L,31-35
209.	11/14/10	@ Denver	Dwayne Bowe	13	186	14.3	24	2	L,29-49
210.	11/21/10	Arizona	Dwayne Bowe	6	109	18.2	38t	2	W,31-13
211.	11/28/10	@ Seattle	Dwayne Bowe	13	170	13.1	36t	3	W,42-24
212.	12/26/10	Tennessee	Dwayne Bowe	6	153	25.5	75t	1	W,34-14
213.	9/18/11	@ Detroit	Dwayne Bowe	5	101	20.2	45	0	L,3-48
214.	10/2/11	Minnesota	Dwayne Bowe	5	107	21.4	52t	1	W,22-17
215.	10/9/11	@ Indianapolis	Dwayne Bowe	7	128	18.3	41t	2	W,28-24
216.	11/6/11	Miami	Steve Breaston	7	115	16.4	37	0	L,3-31
217.	9/16/12	@ Buffalo	Dwayne Bowe	8	102	12.8	33t	2	L,17-35
218.	9/30/12	San Diego	Dwayne Bowe	7	108	15.4	29t	1	L,20-37
219.	9/19/13	@ Philadelphia	Donnie Avery	7	141	20.1	51	0	W,26-16
220.	12/15/13	@ Oakland	Jamaal Charles	8	195	24.4	71t	4	W,56-31
221.	**12/7/14**	**@ Arizona**	**Travis Kelce**	**7**	**110**	**15.7**	**29**	**0**	**L,14-17**
222.	**9/13/15**	**@ Houston**	**Travis Kelce**	**6**	**106**	**17.7**	**42t**	**2**	**W,31-24**
223.	9/28/15	@ Green Bay	Jeremy Maclin	8	141	17.6	61	1	L,28-38
224.	10/4/15	@ Cincinnati	Jeremy Maclin	11	148	13.5	44	0	L,36-21
225.	11/29/15	Buffalo	Jeremy Maclin	9	160	17.8	41t	1	W,30-22
226.	9/11/16	San Diego	Spencer Ware	7	129	18.4	45	0	W,33-27 OT
227.	**10/30/16**	**@ Indianapolis**	**Travis Kelce**	**7**	**101**	**14.4**	**21**	**1**	**W,30-14**
228.	**11/20/16**	**Tampa Bay**	**Travis Kelce**	**7**	**108**	**15.4**	**44**	**0**	**L,17-19**
229.	**11/27/16**	**@ Denver**	**Travis Kelce**	**8**	**101**	**12.6**	**21**	**0**	**W,30-27 OT**
230.	**12/4/16**	**@ Atlanta**	**Travis Kelce**	**8**	**140**	**17.5**	**35**	**0**	**W,29-28**
231.	**12/8/16**	**Oakland**	**Travis Kelce**	**5**	**101**	**20.2**	**34**	**0**	**W,21-13**
232.	**12/25/16**	**Denver**	**Travis Kelce**	**11**	**160**	**14.5**	**80t**	**1**	**W,33-10**
233.	9/7/17	@ New England	Tyreek Hill	7	133	19.0	75t	1	W,42-27
234.	**9/17/17**	**Philadelphia**	**Travis Kelce**	**8**	**103**	**12.9**	**44**	**1**	**W,27-20**
235.	**10/2/17**	**Washington**	**Travis Kelce**	**7**	**111**	**15.9**	**32**	**1**	**W,29-20**
236.	10/19/17	@ Oakland	Tyreek Hill	6	125	20.8	64t	1	L,30-31
237.	**10/30/17**	**Denver**	**Travis Kelce**	**7**	**133**	**19.0**	**33**	**1**	**W,29-19**
238.	**11/19/17**	**@ N.Y. Giants**	**Travis Kelce**	**8**	**109**	**13.6**	**32**	**0**	**L,9-12 OT**
239.	12/3/17	@ New York Jets	Tyreek Hill	6	185	30.8	79t	2	L,31-38
240.	12/24/17	Miami	Tyreek Hill	6	109	18.2	52	0	W,29-13
241.	12/31/17	@ Denver	Albert Wilson	10	147	14.7	24	0	W,27-24
242.	9/9/18	@ L.A. Chargers	Tyreek Hill	7	169	24.1	58t	2	W,38-28
243.	**9/16/18**	**@ Pittsburgh**	**Travis Kelce**	**7**	**109**	**15.6**	**31**	**2**	**W,42-37**
244.	9/16/18	@ Pittsburgh	Sammy Watkins	6	100	16.7	40	0	
245.	**9/23/18**	**San Francisco**	**Travis Kelce**	**8**	**114**	**14.3**	**25**	**0**	**W,38-27**
246.	**10/7/18**	**Jacksonville**	**Travis Kelce**	**5**	**100**	**20.0**	**40**	**0**	**W,30-14**
247.	10/14/18	@ New England	Tyreek Hill	7	142	20.3	75t	3	L,40-43
248.	**10/14/18**	**@ New England**	**Kareem Hunt**	**5**	**105**	**21.0**	**67t**	**1**	
249.	10/28/18	Denver	Sammy Watkins	8	107	13.4	24	2	W,30-23
250.	11/11/18	Arizona	Tyreek Hill	7	117	16.7	38	2	W,26-14
251.	11/19/18	@ L.A. Rams	Tyreek Hill	10	215	21.5	73t	2	L,51-54
252.	**11/19/18**	**@ L.A. Rams**	**Travis Kelce**	**10**	**127**	**12.7**	**37**	**1**	
253.	**12/2/18**	**@ Oakland**	**Travis Kelce**	**12**	**168**	**14.0**	**28**	**2**	**W,40-33**
254.	12/9/18	Baltimore	Tyreek Hill	8	139	17.4	48	0	W,27-24 OT
255.	12/30/18	Oakland	Tyreek Hill	5	101	20.2	67t	1	W,35-3
256.	9/8/19	@ Jacksonville	Sammy Watkins	9	198	22	68t	3	W,40-26
257.	9/15/19	@ Oakland	D. Robinson	6	172	28.7	44t	2	W,28-10
258.	**9/15/19**	**@ Oakland**	**Travis Kelce**	**7**	**107**	**15.3**	**34**	**1**	
259.	10/6/19	Indianapolis	Byron Pringle	6	103	17.2	28	1	L,13-19
260.	11/3/19	Minnesota	Tyreek Hill	6	140	23.3	41	1	W,26-23
261.	11/10/19	@ Tennessee	Tyreek Hill	11	157	14.3	39	1	L,32-35
263.	**12/15/19**	**Denver**	**Travis Kelce**	**11**	**142**	**12.9**	**21**	**0**	**W,23-3**
263.	**10/11/20**	**Las Vegas**	**Travis Kelce**	**8**	**108**	**13.5**	**32**	**1**	**L,32-40**
264.	**11/1/20**	**N.Y. Jets**	**Travis Kelce**	**8**	**109**	**13.6**	**25**	**1**	**W,35-9**
265.	**11/8/20**	**Carolina**	**Travis Kelce**	**10**	**159**	**15.9**	**44**	**0**	**W,33-31**
266.	11/8/20	Carolina	Tyreek Hill	9	113	12.6	28t	2	
267.	**11/22/20**	**@ Las Vegas**	**Travis Kelce**	**8**	**127**	**15.9**	**22t**	**1**	**W,35-31**
268.	11/22/20	@ Las Vegas	Tyreek Hill	11	102	9.3	15	1	
269.	11/29/20	@ Tampa Bay	Tyreek Hill	13	269	20.7	75t	3	W,27-24
270.	**12/6/20**	**Denver**	**Travis Kelce**	**8**	**136**	**17.0**	**28**	**1**	**W,22-16**
271.	**12/13/20**	**@ Miami**	**Travis Kelce**	**8**	**136**	**17.0**	**32**	**1**	**W,33-27**
272.	9/12/21	Cleveland	Tyreek Hill	11	197	17.9	75t	1	W,33-29
273.	**9/19/21**	**@ Baltimore**	**Travis Kelce**	**7**	**109**	**15.6**	**46t**	**1**	**L,35-36**
274.	**9/26/21**	**L.A. Chargers**	**Travis Kelce**	**7**	**104**	**14.9**	**28**	**0**	**L,24-30**
275.	10/3/21	@ Philadelphia	Tyreek Hill	11	186	16.9	44t	3	W,42-30
276.	**11/14/21**	**@ Las Vegas**	**Travis Kelce**	**8**	**119**	**14.9**	**30**	**0**	**W,41-14**
277.	11/14/21	@ Las Vegas	Darrel Williams	9	101	11.2	38t	1	
278.	12/16/21	@ L.A. Chargers	Tyreek Hill	12	148	12.3	40	1	W,34-28 OT
279.	**12/16/21**	**@ L.A. Chargers**	**Travis Kelce**	**10**	**191**	**19.1**	**69**	**2**	
280.	1/8/22	@ Denver	Mecole Hardman	8	103	12.9	44	0	W,28-24
281.	**9/11/22**	**@ Arizona**	**Travis Kelce**	**8**	**121**	**15.1**	**35**	**1**	**W,44-21**
282.	**10/16/22**	**Buffalo**	**J. Smith-Schuster**	**5**	**113**	**22.6**	**42t**	**1**	**L,20-24**
283.	**10/16/22**	**Buffalo**	**Travis Kelce**	**8**	**108**	**13.5**	**25**	**0**	
284.	**10/23/22**	**@ San Francisco**	**J. Smith-Schuster**	**7**	**124**	**17.7**	**45t**	**1**	**W,44-23**
285.	10/23/22	@ San Francisco	M. Valdes-Scantling	3	111	37.0	57	0	
286.	**11/6/22**	**Tennessee**	**Travis Kelce**	**10**	**106**	**10.6**	**23**	**0**	**W,20-17 OT**
287.	**11/20/22**	**@ L.A. Chargers**	**Travis Kelce**	**6**	**115**	**19.2**	**34**	**3**	**W,30-27**
288.	12/11/22	@ Denver	Jerick McKinnon	7	112	16.0	56t	2	W,34-28
289.	**12/18/22**	**@ Houston**	**Travis Kelce**	**10**	**105**	**10.5**	**18**	**0**	**W,30-24 OT**
290.	**12/24/22**	**Seattle**	**Travis Kelce**	**6**	**113**	**18.8**	**52**	**0**	**W,24-10**
291.	**10/12/23**	**Denver**	**Travis Kelce**	**9**	**124**	**13.8**	**40**	**0**	**W,19-8**
292.	**10/22/23**	**L.A. Chargers**	**Travis Kelce**	**12**	**179**	**14.9**	**53**	**1**	**W,31-17**
293.	**11/26/23**	**@ Las Vegas**	**Rashee Rice**	**8**	**107**	**13.4**	**39**	**1**	**W,31-17**
294.	**12/31/23**	**Cincinnati**	**Rashee Rice**	**5**	**127**	**25.4**	**67**	**0**	**W,25-17**
295.	**9/5/24**	**Baltimore**	**Rashee Rice**	**7**	**103**	**14.7**	**33**	**0**	**W,27-20**
296.	**9/22/24**	**@ Atlanta**	**Rashee Rice**	**12**	**110**	**9.2**	**27**	**1**	**W,22-17**
297.	**10/7/24**	**New Orleans**	**J. Smith-Schuster**	**7**	**130**	**18.6**	**50**	**0**	**W,26-13**
298.	**11/4/24**	**Tampa Bay**	**Travis Kelce**	**14**	**100**	**7.1**	**20**	**0**	**W,30-24 OT**
299.	**11/23/25**	**Indianapolis**	**Rashee Rice**	**8**	**141**	**17.6**	**47**	**0**	**W, 23-20 OT**

Note: The Chiefs have registered 268 regular season games in franchise history with at least one 100-yard receiver. In those games with at least one 100-yard receiver, the Chiefs are 159-104-5 (.593).
Kansas City has 31 regular season games with two or more 100-yard receivers in franchise history. They are 18-13-0 (.581) in those games.

Career 100-Yard Receiving Games

	Player	100-Yard Games
1.	**Travis Kelce (2013-24)**	**39**
2.	Tony Gonzalez (1997-08)	26
3.	Otis Taylor (1965-75)	20
4.	Carlos Carson (1980-89)	18
	Tyreek Hill (2016-21)	18
6.	Eddie Kennison (2001-07)	17
7.	Dwayne Bowe (2007-14)	15
8.	Chris Burford (1960-67)	12
	Derrick Alexander (1998-01)	12
10.	Stephone Paige (1983-91)	11
11.	Henry Marshall (1976-87)	8
	Willie Davis (1991-95)	8
13.	Frank Jackson (1961-65)	6
14.	Abner Haynes (1960-64)	5
	Priest Holmes (2001-07)	5
	Rashee Rice (2023-25)	**5**
17.	Fred Arbanas (1962-70)	4
18.	Johnny Robinson (1960-71)	3
	J.T. Smith (1978-84)	3
	Paul Palmer (1987-88)	3
	J.J. Birden (1990-94)	3
	Dante Hall (2000-06)	3
	Johnnie Morton (2002-04)	3
	Jeremy Maclin (2015-16)	3
	Sammy Watkins (2018-20)	3
	JuJu Smith-Schuster (2022, 2024)	**3**
27.	Curtis McClinton (1962-69)	2
	Frank Pitts (1965-70)	2
	Larry Brunson (1974-77)	2
	Walter White (1975-79)	2
	Andre Rison (1997-99)	2
	Sylvester Morris (2000-03)	2
	Larry Johnson (2003-09)	2
	Chris Chambers (2009-10)	2
	Jammal Charles (2008-16)	2
36.	Gloster Richardson (1967-70)	1
	Mike Garrett (1966-70)	1
	Barry Pearson (1974-76)	1
	Tony Reed (1977-80)	1
	Joe Delaney (1981-82)	1
	Al Dixon (1979-82)	1
	Anthony Hancock (1982-86)	1
	Jonathan Hayes (1985-93)	1
	Todd McNair (1989-93, '96)	1
	Emile Harry (1986-92)	1
	Tim Barnett (1991-93)	1
	Lake Dawson (1994-97)	1
	Keith Cash (1992-96)	1
	Marc Boerigter (2002-05)	1
	Derrick Blaylock (2001-04)	1
	Donnie Avery (2013-14)	1
	Steve Breaston (2011-12)	1
	Spencer Ware (2015-19)	1
	Albert Wilson (2014-17)	1
	Kareem Hunt (2017-18)	1
	Demarcus Robinson (2016-21)	1
	Byron Pringle (2019-21)	1
	Darrel Williams (2018-21)	1
	Mecole Hardman (2019-23)	1

Marquez Valdes-Scantling (2022-23)	1
Jerick McKinnon (2021-23)	1

100-Yard Rushing / Receiving Games (5)

	Date	Opponent	Player	Att.	Yards	TD	Rec.	Yards	TD	Result
1.	9/27/64	@ Oakland	Abner Haynes	12	106	0	5	117	1	W, 21-9
2.	10/21/79	N.Y. Giants	Tony Reed	20	106	0	8	103	0	L, 17-21
3.	10/11/81	Oakland	Joe Delaney	28	106	0	3	104	0	W, 27-0
4.	12/9/01	@ Oakland	Priest Holmes	28	168	1	5	109	1	L, 26-28
5.	11/24/02	@ Seattle	Priest Holmes	23	197	2	7	110	1	L, 32-39

RUSHING

100-Yard Rushers (215)

	Date	Opponent	Player	Att.	Yds.	Avg.	LG	TD	Result
1.	11/13/60	Denver	Abner Haynes	15	114	7.6	58	1	W,34-7
2.	11/24/60	@ N.Y. Titans	Abner Haynes	11	157	14.3	67t	2	L,35-41
3.	9/10/61	San Diego	Jack Spikes	7	109	15.6	74t	1	L,10-26
4.	10/1/61	Houston	Abner Haynes	19	117	6.2	35	1	W,26-21
5.	10/1/61	Houston	Jack Spikes	15	146	9.7	73t	3	
6.	10/8/61	@ Denver	Abner Haynes	26	139	5.3	53	0	W,19-12
7.	11/26/61	Oakland	Abner Haynes	14	158	11.3	33	5	W,43-11
8.	12/10/61	Denver	Frank Jackson	16	106	6.6	49t	4	W,49-21
9	12/17/61	N.Y. Titans	Abner Haynes	19	107	5.6	34	2	W,35-24
10.	9/8/62	Boston	Abner Haynes	19	122	6.4	30t	4	W,42-38
11.	9/30/62	Buffalo	Abner Haynes	16	164	10.3	71t	2	W,41-21
12.	11/11/62	@ N.Y. Titans	Abner Haynes	24	107	4.5	21	2	W,52-31
13.	11/11/62	@ N.Y. Titans	Curtis McClinton	19	102	5.4	11	1	
14.	11/25/62	Oakland	Abner Haynes	18	112	6.2	33t	2	W,35-7
15.	11/25/62	Oakland	Curtis McClinton	12	109	9.1	46	0	
16.	12/9/62	Denver	Curtis McClinton	15	105	7.0	69t	1	W,17-10
17.	11/3/63	@ Oakland	Curtis McClinton	15	101	6.7	36	0	L,7-10
18.	9/27/64	@ Oakland	Abner Haynes	12	106	8.8	41	0	W,21-9
19.	11/22/64	@ Houston	Abner Haynes	25	156	6.2	42	0	W,28-19
20.	11/29/64	@ N.Y. Jets	Abner Haynes	11	120	10.9	80t	2	L,14-27
21.	10/24/65	@ Houston	Mack Lee Hill	17	130	7.6	30	1	L,36-38
22.	11/28/65	Houston	Curtis McClinton	20	123	6.2	28	0	W,52-21
23.	9/11/66	@ Buffalo	Bert Coan	11	101	9.2	32	1	W,42-20
24.	10/23/66	@ Denver	Bert Coan	13	111	8.5	35t	3	W,56-10
25.	10/30/66	Houston	Mike Garrett	9	102	11.3	77t	1	W,48-23
26.	12/18/66	@ San Diego	Mike Garrett	25	161	6.4	26	1	W,27-17
27.	9/24/67	@ Miami	Mike Garrett	20	131	6.5	28	0	W,24-0
28.	10/29/67	Denver	Mike Garrett	20	101	5.1	20t	2	W,52-9
29.	11/5/67	N.Y. Jets	Mike Garrett	23	192	8.3	28	1	W,42-18
30.	12/17/67	@ Denver	Mike Garrett	20	169	8.5	58	0	W,38-24
31.	9/28/68	@ Miami	Robert Holmes	13	123	9.5	76t	1	W,48-3
32.	10/20/68	Oakland	Mike Garrett	24	109	4.5	16	0	W,24-10
33.	11/10/68	@ Cincinnati	Robert Holmes	21	158	7.5	27t	1	W,16-9
34.	10/26/69	Cincinnati	Warren McVea	17	141	8.3	80t	1	W,42-22
35.	11/16/69	@ N.Y. Jets	Warren McVea	15	102	6.8	22	1	W,34-16
36.	11/1/70	Oakland	Ed Podolak	19	108	5.7	39	0	T,17-17
37.	11/22/70	St. Louis	Ed Podolak	23	112	4.9	32	0	T,6-6
38.	12/6/70	Denver	Ed Podolak	12	139	11.6	65t	1	W,16-0
39.	10/24/71	Washington	Ed Podolak	24	110	4.6	21	0	W,27-20
40.	11/5/72	Oakland	Ed Podolak	27	115	4.3	30	0	W,27-14
41.	12/10/72	Baltimore	Wendell Hayes	19	104	5.5	16	0	W,24-10
42.	11/12/73	Chicago	Ed Podolak	28	134	4.8	13	0	W,19-7
43.	12/2/73	Cleveland	Willie Ellison	20	108	5.4	19	0	T,20-20
44.	10/27/74	@ San Diego	Woody Green	23	146	6.3	43	1	W,24-14
45.	11/18/74	@ Denver	Woody Green	18	114	6.3	24	1	W,42-34
46.	12/8/74	Oakland	Jeff Kinney	21	124	5.9	21	0	L,6-7
47.	10/12/75	Oakland	Woody Green	24	101	4.2	18	1	W,42-10
48.	11/23/75	Detroit	Woody Green	19	135	7.1	42	0	W,24-21 OT
49.	11/23/75	Detroit	MacArthur Lane	16	108	6.8	39	2	
50.	11/28/76	@ San Diego	Ed Podolak	25	127	5.1	12	2	W,23-20
51.	12/12/76	Cleveland	Ed Podolak	29	137	4.7	22t	3	W,39-14
52.	10/3/77	Oakland	Tony Reed	12	119	9.9	59	0	L,28-37
53.	11/13/77	@ Chicago	Ed Podolak	29	102	3.5	14t	2	L,27-28
54.	9/3/78	@ Cincinnati	Mark Bailey	26	106	4.1	12	0	W,24-23
55.	9/10/78	Houston	Tony Reed	16	141	8.8	28	1	L,17-20
56.	9/17/78	@ N.Y. Giants	Tony Reed	14	114	8.1	48	0	L,10-26
57.	10/1/78	@ Buffalo	MacArthur Lane	17	144	8.5	30	0	L,13-28
58.	11/12/78	@ San Diego	Arnold Morgado	29	115	4.0	12	2	L,23-29 OT
59.	11/26/78	San Diego	Ted McKnight	11	104	9.5	22	0	W,23-0
60.	12/17/78	@ Seattle	Tony Reed	11	121	11.0	62t	1	L,19-23
61.	9/30/79	@ Seattle	Ted McKnight	12	147	12.3	84t	2	W,24-6
62.	10/21/79	N.Y. Giants	Tony Reed	20	106	5.3	14	0	L,17-21
63.	11/18/79	@ Oakland	Mike Williams	28	109	3.9	21	0	W,24-21
64.	10/4/81	@ New England	Joe Delaney	18	101	5.6	18t	1	L,17-33
65.	10/11/81	Oakland	Joe Delaney	28	106	3.8	12	0	W,27-0
66.	10/18/81	Denver	Joe Delaney	21	149	7.1	82t	1	W,24-14
67.	11/1/81	@ San Diego	Joe Delaney	23	117	5.1	19	0	L,20-22
68.	11/15/81	Houston	Joe Delaney	23	193	6.7	26	1	W,23-10
69.	11/22/81	Seattle	James Hadnot	10	106	10.6	24	0	W,40-13
70.	12/20/81	@ Minnesota	Billy Jackson	25	102	4.1	18	0	W,10-6
71.	12/8/85	Atlanta	Mike Pruitt	16	102	6.4	54	0	W,38-10
72.	9/13/87	San Diego	Christian Okoye	21	105	5.0	43t	1	W,20-13
73.	12/27/87	Seattle	Herman Heard	12	107	8.9	37t	1	W,41-20
74.	11/13/88	Cincinnati	Christian Okoye	16	102	6.4	48	1	W,31-28
75.	9/24/89	@ San Diego	Christian Okoye	16	112	7.0	59	0	L,6-21
76.	10/1/89	Cincinnati	Christian Okoye	25	101	4.0	16	1	L,17-21
77.	10/8/89	@ Seattle	Christian Okoye	30	156	5.2	14	1	W,20-16
78.	10/22/89	Dallas	Christian Okoye	33	170	5.2	23	2	W,36-28
79.	10/29/89	@ Pittsburgh	Christian Okoye	23	101	4.4	19	0	L,17-23
80.	11/5/89	Seattle	Christian Okoye	37	126	3.4	16	1	W,20-10
81.	12/3/89	Miami	Christian Okoye	32	148	4.6	13	1	W,26-21
82.	12/10/89	@ Green Bay	Christian Okoye	38	131	3.5	12	1	W,21-3
83.	9/23/90	@ Green Bay	Christian Okoye	23	122	5.3	32	1	W,17-3
84.	10/14/90	Detroit	Barry Word	18	200	11.1	53t	2	W,43-24
85.	12/2/90	@ New England	Barry Word	19	112	5.9	18	0	W,37-7
86.	12/23/90	@ San Diego	Barry Word	28	106	3.8	14	1	W,24-21
87.	9/1/91	Atlanta	Christian Okoye	22	143	6.5	48	1	W,14-3
88.	10/7/91	Buffalo	Christian Okoye	29	122	4.2	14	2	W,33-6
89.	10/7/91	Buffalo	Harvey Williams	20	103	5.2	21	0	
90.	10/13/91	Miami	Christian Okoye	23	153	6.7	38t	2	W,42-7
91.	12/14/91	@ San Fran.	Barry Word	17	115	6.8	37	1	L,14-28
92.	12/22/91	@ L.A. Raiders	Barry Word	35	152	4.3	15	1	W,27-21
93.	9/20/92	@ Houston	Barry Word	22	114	5.2	13	0	L,20-23 OT
94.	9/28/92	L.A. Raiders	Barry Word	27	125	4.6	16	0	W,27-7
95.	12/24/94	@ L.A. Raiders	Marcus Allen	33	132	4.0	14	0	W,19-9
96.	9/3/95	@ Seattle	Greg Hill	15	109	7.3	27	0	W,34-10
97.	10/22/95	Denver	Marcus Allen	21	121	5.8	17	1	W,21-7
98.	12/3/95	@ Oakland	Marcus Allen	21	124	5.9	38	1	W,29-23
99.	12/24/95	Seattle	Greg Hill	21	113	5.4	16	0	W,26-3
100.	11/3/96	@ Minnesota	Greg Hill	15	100	6.7	28	2	W,21-6
101.	11/28/96	@ Detroit	Greg Hill	17	103	6.1	16	0	W,28-24
102.	9/6/98	Oakland	Donnell Bennett	24	115	4.8	26	1	W,28-8
103.	12/13/98	Dallas	Bam Morris	27	137	5.1	25	1	W,20-17
104.	9/19/99	Denver	Kimble Anders	22	142	6.5	46	0	W,26-10
105.	10/22/00	St. Louis	Kimble Anders	13	102	7.8	69	2	W,54-34
106.	12/17/00	Denver	Tony Richardson	23	156	6.8	33	1	W,20-7
107.	9/30/01	@ Washington	Priest Holmes	23	147	6.4	27	2	W,45-13
108.	10/14/01	Pittsburgh	Priest Holmes	20	150	7.5	26t	2	L,17-20
109.	11/4/01	@ San Diego	Priest Holmes	30	181	6.0	26	1	W,25-20
110.	11/25/01	Seattle	Priest Holmes	26	120	4.6	12	0	W,19-7
111.	12/9/01	@ Oakland	Priest Holmes	28	168	6.0	20	1	L,26-28
112.	12/16/01	Denver	Priest Holmes	29	121	4.2	14	1	W,26-23 OT
113.	1/6/02	@ Seattle	Priest Holmes	23	117	5.1	22	0	L,18-21
114.	9/8/02	@ Cleveland	Priest Holmes	22	122	5.5	26t	4	W,40-39
115.	9/22/02	@ New England	Priest Holmes	30	180	6.0	25	2	L,38-41 OT
116.	10/6/02	@ N.Y. Jets	Priest Holmes	23	152	6.6	27	1	W,29-25
117.	10/20/02	Denver	Priest Holmes	24	113	4.7	14	3	L,34-37 OT
118.	11/17/02	Buffalo	Priest Holmes	31	104	3.4	15	1	W,17-16
119.	11/24/02	@ Seattle	Priest Holmes	23	197	8.6	30	2	L,32-39
120.	12/1/02	Arizona	Priest Holmes	16	113	7.1	21	2	W,49-0
121.	12/8/02	St. Louis	Priest Holmes	24	132	5.5	17	2	W,49-10
122.	12/15/02	@ Denver	Priest Holmes	18	161	8.9	56	0	L,24-31
123.	9/14/03	Pittsburgh	Priest Holmes	26	122	4.7	31t	3	W,41-20
124.	10/20/03	@ Oakland	Priest Holmes	27	123	4.6	20	1	W,17-10
125.	11/30/03	@ San Diego	Priest Holmes	31	162	5.2	25	2	W,28-24
126.	9/12/04	@ Denver	Priest Holmes	26	151	5.8	33t	3	L,24-34
127.	9/26/04	Houston	Priest Holmes	32	134	4.2	18	0	L,21-24
128.	10/4/04	@ Baltimore	Priest Holmes	33	125	3.8	16	2	W,27-24
129.	10/24/04	Atlanta	Priest Holmes	22	139	6.3	16	4	W,56-10
130.	10/31/04	Indianapolis	Priest Holmes	32	143	4.5	21t	3	W,45-35
131.	11/14/04	@ New Orleans	Derrick Blaylock	33	186	5.6	24	1	L,20-27
132.	12/5/04	@ Oakland	Larry Johnson	20	118	5.9	34	1	W,34-27
133.	12/13/04	@ Tennessee	Larry Johnson	7	104	14.9	46t	2	W,49-38
134.	12/19/04	Denver	Larry Johnson	30	151	5.0	32t	2	W,45-17
135.	9/11/05	N.Y. Jets	Larry Johnson	9	110	12.2	35t	2	W,27-7
136.	11/6/05	Oakland	Larry Johnson	22	107	4.9	15t	2	W,27-23
137.	11/13/05	@ Buffalo	Larry Johnson	27	132	4.9	24	0	L,3-13
138.	11/20/05	@ Houston	Larry Johnson	36	211	5.9	30	2	W,45-17
139.	11/27/05	New England	Larry Johnson	31	119	3.8	16	1	W,26-16
140.	12/4/05	Denver	Larry Johnson	30	140	4.7	30	2	W,31-27
141.	12/11/05	@ Dallas	Larry Johnson	26	143	5.5	26	3	L,28-31
142.	12/17/05	@ N.Y. Giants	Larry Johnson	31	167	5.4	28	2	L,17-27
143.	12/24/05	San Diego	Larry Johnson	32	131	4.1	21	1	W,20-7
144.	1/1/06	Cincinnati	Larry Johnson	26	201	7.7	49t	3	W,37-3
145.	9/17/06	@ Denver	Larry Johnson	27	126	4.7	24	0	L,6-9 OT
146.	10/1/06	San Fran.	Larry Johnson	30	101	3.4	28	2	W,41-0
147.	10/22/06	San Diego	Larry Johnson	28	132	4.7	22	2	W,30-27
148.	10/29/06	Seattle	Larry Johnson	39	155	4.0	38	3	W,35-28
149.	11/5/06	@ St. Louis	Larry Johnson	27	172	6.4	45	1	W,31-17
150.	11/19/06	Oakland	Larry Johnson	31	154	5.0	18	2	W,17-13
151.	11/23/06	Denver	Larry Johnson	34	157	4.6	21	1	W,19-10
152.	12/3/06	@ Cleveland	Larry Johnson	28	110	3.9	24	0	L,28-31 OT
153.	12/10/06	Baltimore	Larry Johnson	23	120	5.2	47	0	L,10-20
154.	12/23/06	@ Oakland	Larry Johnson	31	135	4.4	19	1	W,20-9
155.	12/31/06	Jacksonville	Larry Johnson	33	138	4.2	40	3	
156.	9/30/07	@ San Diego	Larry Johnson	25	123	4.9	37	0	W,30-16
157.	10/14/07	Cincinnati	Larry Johnson	31	119	3.8	34	1	W,27-20
158.	10/21/07	@ Oakland	Larry Johnson	24	112	4.7	54	1	W,12-10
159.	11/25/07	Oakland	Kolby Smith	31	150	4.8	19	2	L,17-20
160.	9/21/08	@ Atlanta	Larry Johnson	24	121	5.0	48	1	L,14-38
161.	9/28/08	Denver	Larry Johnson	28	198	7.1	65	2	W,33-19
162.	11/2/08	Tampa Bay	Jamaal Charles	18	106	5.9	22	0	L,27-30 (OT)
163.	12/21/08	Miami	Larry Johnson	12	108	9.0	33	1	L,31-38
164.	11/15/09	@ Oakland	Jamaal Charles	18	103	5.7	44	1	W,16-10
165.	12/13/09	Buffalo	Jamaal Charles	20	143	7.2	76	1	L,10-16
166.	12/20/09	Cleveland	Jamaal Charles	25	154	6.2	47	1	L,34-41
167.	12/27/09	@ Cincinnati	Jamaal Charles	24	102	4.3	14	0	L,10-17
168.	1/3/10	@ Denver	Jamaal Charles	25	259	10.4	56	2	W,44-24
169.	10/17/10	@ Houston	Thomas Jones	19	100	5.3	19	1	L,31-35
170.	10/24/10	Jacksonville	Thomas Jones	20	125	6.3	70	1	W,42-20
171.	10/31/10	Buffalo	Jamaal Charles	22	177	8.0	32	0	W,13-10 OT
172.	11/28/10	@ Seattle	Jamaal Charles	22	173	7.9	29	1	W,42-24
173.	12/5/10	Denver	Jamaal Charles	21	116	5.5	16	0	W,10-6

174.	12/19/10	@ St. Louis	Jamaal Charles	11	126	11.5	80	1	W,27-13
175.	10/9/11	@ Indianapolis	Jackie Battle	19	119	6.3	24	0	W,28-24
176.	9/23/12	@ New Orleans	Jamaal Charles	33	233	7.1	91t	1	W,27-24 OT
177.	10/7/12	Baltimore	Jamaal Charles	31	140	4.5	25	0	L,6-9
178.	11/12/12	@ Pittsburgh	Jamaal Charles	23	100	4.3	12t	1	L,13-16
179.	11/25/12	Denver	Jamaal Charles	23	107	4.7	15	0	L,9-17
180.	12/2/12	Carolina	Jamaal Charles	27	127	4.7	16	0	W,27-21
181.	12/9/12	@ Cleveland	Jamaal Charles	18	165	9.2	80t	1	L,7-30
182.	12/23/12	Indianapolis	Jamaal Charles	22	226	10.3	86t	1	L,13-20
183.	12/23/12	Indianapolis	Peyton Hillis	15	101	6.7	16	0	
184.	10/6/13	@ Tennessee	Jamaal Charles	22	108	4.9	19	1	W,26-17
185.	11/24/13	San Diego	Jamaal Charles	14	115	8.2	46	2	L,38-41
186.	12/8/13	@ Washington	Jamaal Charles	19	150	7.9	35	1	W,45-10
187.	12/22/13	Indianapolis	Jamaal Charles	13	106	8.2	31	1	L,7-23
188.	9/21/14	@ Miami	Knile Davis	32	132	4.1	21	1	W,34-15
189.	9/29/14	New England	Knile Davis	16	107	6.7	48	0	W,41-14
190.	11/16/14	Seattle	Jamaal Charles	20	159	8.0	47	2	W,24-20
191.	9/17/15	Denver	Jamaal Charles	21	125	6.0	34	1	L,31-24
192.	10/25/15	Pittsburgh	Charcandrick West	22	110	5.0	36	1	W,23-13
193.	11/29/15	Buffalo	Spencer Ware	19	114	6.0	35	1	W,30-22
194.	10/16/16	@ Oakland	Spencer Ware	24	131	5.5	45	1	W,26-10
195.	9/7/17	@ New England	Kareem Hunt	17	148	8.7	58	1	W,42-27
196.	9/24/17	@ L.A. Chargers	Kareem Hunt	17	172	10.1	69t	1	W,24-10
197.	10/2/17	Washington	Kareem Hunt	21	101	4.8	17	0	W,29-20
198.	10/8/17	@ Houston	Kareem Hunt	29	107	3.7	23	0	W,42-34
199.	12/10/17	Oakland	Kareem Hunt	25	116	4.6	17	1	W,26-15
200.	12/16/17	L.A. Chargers	Kareem Hunt	24	155	6.5	23	1	W,30-13
201.	10/1/18	@ Denver	Kareem Hunt	19	121	6.4	45	1	W,27-23
202.	12/23/18	@ Seattle	Damien Williams	13	103	7.9	25	0	L,31-38
203.	11/3/19	Minnesota	Damien Williams	12	125	10.4	91t	1	W,26-23
204.	12/29/19	L.A. Chargers	Damien Williams	12	124	10.3	84t	2	W,31-21
205.	9/10/20	Houston	C.Edwards-Helaire	25	138	5.5	27t	1	W,34-20
206.	10/19/20	@ Buffalo	C.Edwards-Helaire	26	161	6.2	31	0	W,26-17
207.	9/26/21	L.A. Chargers	C.Edwards-Helaire	17	100	5.9	14	0	L,24-30
208.	10/3/21	@ Philadelphia	C.Edwards-Helaire	14	102	7.3	17	0	W,42-30
209.	**11/20/22**	**@ L.A. Cha.**	**Isiah Pacheco**	**15**	**107**	**7.1**	**28**	**0**	**W,30-27**
210.	**10/1/23**	**@ N.Y. Jets**	**Isiah Pacheco**	**20**	**115**	**5.8**	**48t**	**1**	**W, 23-20**
211.	**12/3/23**	**@ Green Bay**	**Isiah Pacheco**	**18**	**110**	**6.1**	**26**	**0**	**L, 19-27**
212.	**12/31/23**	**Cincinnati**	**Isiah Pacheco**	**18**	**130**	**7.2**	**37**	**0**	**W, 25-17**
213.	**10/7/24**	**New Orl.**	**Kareem Hunt**	**27**	**102**	**3.8**	**8**	**1**	**W, 26-13**
214.	**11/4/24**	**Tampa Bay**	**Kareem Hunt**	**27**	**106**	**3.9**	**15**	**1**	**W, 30-24 OT**
215.	**11/24/25**	**Indianapolis**	**Kareem Hunt**	**30**	**104**	**3.5**	**18**	**1**	**W, 23-20 OT**

Note: The Chiefs have registered 209 regular season games with one or more 100-yard rushers in franchise history. The team is 150-56-3 (.718) all-time in regular season games with at least one 100-yard rusher.
The team has six regular season games with two or more 100-yard rushers in franchise history. They are 5-1-0 (.833) all-time in those games.

Career 100-Yard Rushing Games

	Player	100-Yard Games
1.	Larry Johnson (2003-09)	30
2.	Priest Holmes (2001-07)	24
3.	Jamaal Charles (2008-16)	23
4.	Christian Okoye (1987-92)	14
5.	Abner Haynes (1960-65)	13
6.	**Kareem Hunt (2017-18, 2024-25)**	**10**
7.	Ed Podolak (1967-77)	9
8.	Mike Garrett (1966-70)	7
	Barry Word (1990-92)	7
10.	Tony Reed (1977-80)	5
	Joe Delaney (1981-82)	5
	Curtis McClinton (1962-69)	5
13.	Woody Green (1974-76)	4
	Greg Hill (1994-97)	4
	Clyde Edwards-Helaire (2020-23)	**4**
	Isiah Pacheco (2022-23)	**4**
17.	Marcus Allen (1993-97)	3
	Damien Williams (2018-19)	3
19.	Jack Spikes (1960-64)	2
	Bert Coan (1963-68)	2
	Robert Holmes (1968-71)	2
	Warren McVea (1969-73)	2
	MacArthur Lane (1975-78)	2
	Ted McKnight (1977-81)	2
	Kimble Anders (1991-00)	2
	Thomas Jones (2010-11)	2
	Spencer Ware (2015-19)	2
	Knile Davis (2013-15)	2
30.	Frank Jackson (1961-65)	1
	Mack Lee Hill (1964-65)	1
	Wendell Hayes (1968-74)	1
	Willie Ellison (1973-74)	1
	Jeff Kinney (1972-76)	1
	Mark Bailey (1977-78)	1
	Arnold Morgado (1977-80)	1
	Mike Williams (1979-81)	1
	James Hadnot (1980-83)	1
	Billy Jackson (1981-84)	1
	Mike Pruitt (1985-86)	1
	Herman Heard (1984-89)	1
	Harvey Williams (1991-93)	1
	Donnell Bennett (1994-00)	1
	Bam Morris (1998-99)	1
	Tony Richardson (1995-05)	1
	Derrick Blaylock (2001-04)	1
	Kolby Smith (2007-09)	1
	Jackie Battle (2007-11)	1
	Peyton Hillis (2012)	1
	Charcandrick West (2014-18)	1

PASSING

300-Yard Passers (143)

	Date	Opponent	Player	Att.	Comp.	Yds.	LG	TD	INT	Result
1.	10/2/60	N.Y. Titans	Cotton Davidson	31	19	333	72	1	1	L,35-37
2.	12/18/60	Buffalo	Cotton Davidson	37	18	334	74t	2	0	W,24-7
3.	11/3/61	@ Boston	Cotton Davidson	34	18	313	48t	2	2	L,21-10
4.	10/12/62	@ Boston	Len Dawson	31	17	306	63t	2	2	W,27-7
5.	10/4/64	Houston	Len Dawson	36	19	320	59	3	3	W,28-7
6.	11/1/64	Denver	Len Dawson	38	23	435	66t	6	3	W,49-39
7.	12/12/65	@ Buffalo	Len Dawson	37	23	355	67t	3	1	L,25-34
8.	11/20/66	Boston	Len Dawson	38	25	324	26t	2	1	T,27-27
9.	10/15/67	@ San Diego	Len Dawson	37	24	364	53	1	3	L,31-45
10.	11/17/68	Boston	Len Dawson	31	17	333	90t	3	3	W,31-17
11.	10/19/69	Miami	Mike Livingston	34	17	308	93t	1	1	W,17-10
12.	11/10/74	San Diego	Len Dawson	44	26	381	84t	1	1	L,7-14
13.	11/30/75	@ Baltimore	Len Dawson	36	25	307	51	2	2	L,14-28
14.	10/3/76	@ Buffalo	Tony Adams	32	17	319	49t	2	3	L,17-50
15.	10/10/76	@ Washington	Mike Livingston	29	15	332	38	2	0	W,33-30
16.	12/21/80	@ Baltimore	Bill Kenney	28	17	316	75t	3	0	W,38-28
17.	9/20/81	San Diego	Bill Kenney	41	22	303	33	1	5	L,31-42
18.	9/18/83	@ Washington	Bill Kenney	46	20	330	52	0	2	L,12-27
19.	10/16/83	N.Y. Giants	Bill Kenney	36	25	342	46t	4	1	W,38-17
20.	10/30/83	@ Denver	Bill Kenney	52	27	365	35	1	2	L,24-27
21.	11/20/83	@ Dallas	Bill Kenney	40	23	337	48t	2	2	L,21-41
22.	11/27/83	@ Seattle	Bill Kenney	38	21	311	35	4	0	L,48-51 OT
23.	12/4/83	Buffalo	Bill Kenney	43	22	306	40	0	2	L,9-14
24.	12/11/83	@ San Diego	Bill Kenney	41	31	411	50t	4	1	L,38-41
25.	10/28/84	Tampa Bay	Bill Kenney	46	26	332	56	2	2	W,24-20
26.	12/9/84	Seattle	Bill Kenney	37	18	312	36	2	0	W,34-7
27.	9/8/85	@ New Orleans	Bill Kenney	34	22	397	50	3	1	W,47-27
28.	10/13/85	@ San Diego	Bill Kenney	36	24	304	40	2	2	L,20-31
29.	10/25/87	@ San Diego	Bill Kenney	37	22	328	63t	2	1	L,21-42
30.	12/27/87	Seattle	Bill Kenney	35	23	320	81t	3	0	W,41-20
31.	10/2/88	@ N.Y. Jets	Steve DeBerg	34	17	312	80t	2	2	T,17-17
32.	10/29/89	@ Pittsburgh	Steve DeBerg	36	24	338	50	1	2	L,17-23
33.	9/17/90	@ Denver	Steve DeBerg	45	26	395	83t	2	0	L,23-24
34.	12/2/90	@ New England	Steve DeBerg	21	15	331	86t	2	0	W,37-7
35.	11/24/91	@ Cleveland	Steve DeBerg	50	30	319	36	1	2	L,15-20
36.	10/4/92	@ Denver	Dave Krieg	31	22	301	50t	1	0	L,19-20
37.	11/15/92	Washington	Dave Krieg	29	19	302	44t	2	1	W,35-16
38.	9/4/94	@ New Orleans	Joe Montana	33	24	315	42	2	0	W,30-17
39.	9/18/94	@ Atlanta	Joe Montana	39	28	361	35	2	2	W,30-10
40.	10/9/94	@ San Diego	Joe Montana	55	37	310	25	0	1	L,6-20
41.	10/17/94	@ Denver	Joe Montana	54	34	393	26	3	1	W,31-28
42.	12/4/94	Denver	Steve Bono	37	18	323	62t	1	1	L,17-20 OT
43.	12/12/94	@ Miami	Steve Bono	55	33	314	22t	2	3	L,28-45
44.	10/9/95	San Diego	Steve Bono	41	27	329	38	2	0	W,29-23 OT
45.	9/8/97	@ Oakland	Elvis Grbac	35	21	312	43t	2	0	W,28-27
46.	11/9/97	@ Jacksonville	Rich Gannon	50	29	314	47	0	2	L,10-24
47.	11/22/98	@ San Diego	Rich Gannon	33	20	304	41	1	1	L,37-38
48.	11/21/99	Seattle	Elvis Grbac	49	30	320	29	0	1	L,19-30
49.	10/29/00	@ Seattle	Elvis Grbac	35	22	342	59t	3	3	W,24-19
50.	11/5/00	@ Oakland	Elvis Grbac	53	39	504	48t	2	2	L,31-49
51.	11/19/00	Buffalo	Elvis Grbac	48	28	341	35	2	1	L,17-21
52.	12/4/00	@ New England	Elvis Grbac	46	25	350	81t	3	1	L,24-30
53.	12/10/00	Carolina	Elvis Grbac	44	31	315	24	1	2	W,15-14
54.	9/30/01	@ Washington	Trent Green	26	21	307	35	3	0	W,45-13
55.	10/21/01	@ Arizona	Trent Green	44	21	352	44	1	2	L,16-24
56.	10/25/01	Indianapolis	Trent Green	43	22	324	35t	3	3	L,28-35
57.	9/29/02	Miami	Trent Green	34	24	328	46	5	0	W,48-30
58.	11/24/02	@ Seattle	Trent Green	34	26	343	64t	2	1	L,32-39
59.	12/15/02	@ Denver	Trent Green	42	18	310	75t	2	0	L,24-31
60.	12/22/02	San Diego	Trent Green	36	23	337	99t	3	1	W,24-22
61.	10/12/03	@ Green Bay	Trent Green	45	27	400	67	3	0	W,40-34 OT
62.	11/9/03	Cleveland	Trent Green	42	29	368	30	3	0	W,41-20
63.	11/16/03	@ Cincinnati	Trent Green	42	28	313	23	2	0	L,19-24
64.	12/7/03	@ Denver	Trent Green	47	34	397	42t	1	0	L,27-45
65.	12/14/03	Detroit	Trent Green	25	20	341	63t	3	0	W,45-17
66.	10/17/04	@ Jacksonville	Trent Green	33	23	315	52	2	1	L,16-22
67.	10/31/04	Indianapolis	Trent Green	34	27	389	52	3	0	W,45-35
68.	11/7/04	@ Tampa Bay	Trent Green	42	32	369	59	3	2	L,31-34
69.	11/14/04	@ New Orleans	Trent Green	33	22	311	29	1	2	L,20-27
70.	11/22/04	New England	Trent Green	42	27	381	65t	2	1	L,19-27
71.	12/5/04	@ Oakland	Trent Green	35	23	340	70t	3	1	W,34-27
72.	12/25/04	Oakland	Trent Green	45	32	358	26t	2	1	W,31-30
73.	1/2/05	@ San Diego	Trent Green	53	33	373	40	1	4	L,17-24
74.	10/30/05	@ San Diego	Trent Green	43	31	347	36	2	0	L,20-28
75.	11/27/05	New England	Trent Green	26	19	323	52t	1	0	W,26-16
76.	12/11/05	@ Dallas	Trent Green	32	20	340	47t	1	0	L,28-31

77.	1/1/06		Cincinnati	Trent Green	29	23	344	55	1	0	W,37-3
78.	10/29/06		Seattle	Damon Huard	25	17	312	51	1	0	W,35-28
79.	12/23/07	@	Detroit	Damon Huard	36	24	305	34t	2	0	L,20-25
80.	12/21/08		Miami	Tyler Thigpen	41	20	320	75	2	3	L,31-38
81.	12/20/09		Cleveland	Matt Cassel	40	22	331	39	2	0	L,34-41
82.	11/14/10	@	Denver	Matt Cassel	53	33	469	38	4	0	L,29-49
83.	12/26/10		Tennessee	Matt Cassel	34	24	314	75t	3	0	W,34-14
84.	12/24/11		Oakland	Kyle Orton	36	21	300	49	1	2	L,13-16 OT
85.	9/16/12	@	Buffalo	Matt Cassel	42	23	301	33t	2	1	L,17-35
86.	12/21/14	@	Pittsburgh	Alex Smith	45	31	311	33	0	0	L,20-12
87.	10/4/15	@	Cincinnati	Alex Smith	45	31	386	44	0	0	L,36-21
88.	9/11/16		San Diego	Alex Smith	48	34	363	45	2	1	W,33-27
89.	9/7/17	@	New England	Alex Smith	35	28	368	78t	4	0	W,42-27
90.	10/8/17	@	Houston	Alex Smith	37	29	324	38	3	0	W,42-34
91.	10/19/17	@	Oakland	Alex Smith	36	25	342	64t	3	0	L,30-31
92.	12/3/17	@	N. Y. Jets	Alex Smith	33	19	366	79t	4	0	L,31-38
93.	12/24/17		Miami	Alex Smith	39	25	304	52	1	0	W,29-13
94.	**9/16/18**	**@**	**Pittsburgh**	**Mahomes**	**28**	**23**	**326**	**40**	**6**	**0**	**W,42-37**
95.	**9/23/18**		**San Francisco**	**Mahomes**	**38**	**24**	**314**	**42**	**3**	**0**	**W,38-27**
96.	**10/1/18**	**@**	**Denver**	**Mahomes**	**45**	**28**	**304**	**35**	**1**	**0**	**W,27-23**
97.	**10/7/18**		**Jacksonville**	**Mahomes**	**38**	**22**	**313**	**40**	**0**	**2**	**W,30-14**
98.	**10/14/18**	**@**	**New England**	**Mahomes**	**36**	**23**	**352**	**75t**	**4**	**2**	**L,40-43**
99.	**10/21/18**		**Cincinnati**	**Mahomes**	**39**	**28**	**358**	**50**	**4**	**1**	**W,45-10**
100.	**10/28/18**		**Denver**	**Mahomes**	**34**	**24**	**303**	**40**	**4**	**1**	**W,30-23**
101.	**11/4/18**	**@**	**Cleveland**	**Mahomes**	**32**	**23**	**375**	**50t**	**3**	**1**	**W,37-21**
102.	**11/19/18**	**@**	**L.A. Rams**	**Mahomes**	**46**	**33**	**478**	**73t**	**6**	**3**	**L,51-54**
103.	**12/9/18**		**Baltimore**	**Mahomes**	**53**	**35**	**377**	**48**	**2**	**1**	**W,27-24 OT**
104.	**9/8/19**	**@**	**Jacksonville**	**Mahomes**	**33**	**25**	**378**	**68t**	**3**	**0**	**W,40-26**
105.	**9/15/19**	**@**	**Oakland**	**Mahomes**	**44**	**30**	**443**	**44t**	**4**	**0**	**W,28-10**
106.	**9/22/19**		**Baltimore**	**Mahomes**	**37**	**27**	**374**	**83t**	**3**	**0**	**W,33-28**
107.	**9/29/19**	**@**	**Detroit**	**Mahomes**	**42**	**24**	**315**	**33**	**0**	**0**	**W,34-30**
108.	**10/6/19**		**Indianapolis**	**Mahomes**	**39**	**22**	**321**	**31**	**1**	**0**	**L,13-19**
109.	**11/10/19**	**@**	**Tennessee**	**Mahomes**	**50**	**36**	**446**	**63t**	**3**	**0**	**L,32-35**
110.	**12/15/19**		**Denver**	**Mahomes**	**34**	**27**	**340**	**41t**	**2**	**1**	**W,23-3**
111.	**9/20/20**	**@**	**L.A. Chargers**	**Mahomes**	**47**	**27**	**302**	**54t**	**2**	**0**	**W,23-20 OT**
112.	**9/28/20**	**@**	**Baltimore**	**Mahomes**	**42**	**31**	**385**	**49t**	**4**	**0**	**W,34-20**
113.	**10/11/20**		**Las Vegas**	**Mahomes**	**43**	**22**	**340**	**37**	**2**	**1**	**L,32-40**
114.	**11/1/20**		**N.Y. Jets**	**Mahomes**	**43**	**31**	**416**	**41t**	**5**	**0**	**W,35-9**
115.	**11/8/20**		**Carolina**	**Mahomes**	**45**	**30**	**372**	**44**	**4**	**0**	**W,33-31**
116.	**11/22/20**	**@**	**Las Vegas**	**Mahomes**	**45**	**34**	**348**	**22t**	**2**	**1**	**W,35-31**
117.	**11/29/20**	**@**	**Tampa Bay**	**Mahomes**	**49**	**37**	**462**	**75t**	**3**	**0**	**W,27-24**
118.	**12/6/20**		**Denver**	**Mahomes**	**40**	**25**	**318**	**30**	**1**	**0**	**W,22-16**
119.	**12/13/20**	**@**	**Miami**	**Mahomes**	**34**	**24**	**393**	**44t**	**2**	**3**	**W,33-27**
120.	**9/12/21**		**Cleveland**	**Mahomes**	**36**	**27**	**337**	**75t**	**3**	**0**	**W,33-27**
121.	**9/19/21**	**@**	**Baltimore**	**Mahomes**	**31**	**24**	**343**	**46t**	**3**	**1**	**L,35-36**
122.	**10/17/21**	**@**	**Washington**	**Mahomes**	**47**	**32**	**397**	**49**	**2**	**2**	**W,31-13**
123.	**11/14/21**	**@**	**Las Vegas**	**Mahomes**	**50**	**35**	**406**	**38t**	**5**	**0**	**W,41-14**
124.	**12/16/21**	**@**	**LA Chargers**	**Mahomes**	**47**	**31**	**410**	**69**	**3**	**1**	**W,34-28 OT**
125.	**9/11/22**	**@**	**Arizona**	**Mahomes**	**39**	**30**	**360**	**35**	**5**	**0**	**W,44-21**
126.	**10/16/22**		**Buffalo**	**Mahomes**	**40**	**25**	**338**	**42t**	**2**	**2**	**L,20-24**
127.	**10/23/22**	**@**	**San Francisco**	**Mahomes**	**34**	**25**	**423**	**57**	**3**	**1**	**W,44-23**
128.	**11/6/22**		**Tennessee**	**Mahomes**	**68**	**43**	**446**	**33**	**1**	**1**	**W,20-17 OT**
129.	**11/13/22**		**Jacksonville**	**Mahomes**	**35**	**26**	**331**	**46**	**4**	**1**	**W,27-17**
130.	**11/20/22**	**@**	**L.A. Chargers**	**Mahomes**	**34**	**20**	**329**	**40**	**3**	**0**	**W,30-27**
131.	**11/27/22**		**L.A. Rams**	**Mahomes**	**42**	**27**	**320**	**39t**	**1**	**1**	**W,26-10**
132.	**12/11/22**	**@**	**Denver**	**Mahomes**	**42**	**28**	**352**	**56t**	**3**	**3**	**W,34-28**
133.	**12/18/22**	**@**	**Houston**	**Mahomes**	**41**	**36**	**336**	**21**	**2**	**0**	**W,30-24 OT**
134.	**1/1/23**		**Denver**	**Mahomes**	**42**	**29**	**328**	**38**	**3**	**1**	**W,27-24**
135.	**9/17/23**	**@**	**Jacksonville**	**Mahomes**	**41**	**29**	**305**	**54**	**2**	**1**	**W, 17-9**
136.	**10/12/23**		**Denver**	**Mahomes**	**40**	**30**	**306**	**40**	**1**	**1**	**W, 19-8**
137.	**10/22/23**		**L.A. Chargers**	**Mahomes**	**42**	**32**	**424**	**53**	**4**	**1**	**W, 31-17**
138.	**12/17/23**	**@**	**New England**	**Mahomes**	**37**	**27**	**305**	**48**	**2**	**2**	**W, 27-17**
139.	**10/7/24**		**New Orleans**	**Mahomes**	**39**	**28**	**331**	**50**	**0**	**1**	**W, 26-13**
140.	**11/29/24**		**Las Vegas**	**Mahomes**	**46**	**26**	**306**	**34**	**1**	**0**	**W, 19-17**
141.	**12/25/24**	**@**	**Pittsburgh**	**Mahomes**	**38**	**29**	**320**	**49**	**3**	**0**	**W, 29-10**
142.	**10/6/25**	**@**	**Jacksonville**	**Mahomes**	**41**	**29**	**318**	**34**	**1**	**1**	**L, 28-31**
143.	**11/23/25**		**Indianapolis**	**Mahomes**	**46**	**29**	**352**	**47**	**0**	**1**	**W, 23-20 OT**

Note: The Chiefs have recorded 143 games with an individual 300-yard passer. The club is 81-60-2 (.566) all-time in regular season games with a 300-yard passer.

Career 300-Yard Passing Games

	Player	Games	Record
1.	**Patrick Mahomes (2017-25)**	**50**	**42-8 (.840)**
2.	Trent Green (2001-06)	24	11-13 (.450)
3.	Bill Kenney (1979-88)	15	6-9 (.400)
4.	Len Dawson (1962-75)	9	4-4-1 (.500)
5.	Alex Smith (2013-17)	8	4-4 (.500)
6.	Elvis Grbac (1997-00)	7	3-4 (.429)
7.	Steve DeBerg (1988-91)	5	1-3-1 (.300)
8.	Joe Montana (1993-94)	4	3-1 (.750)
	Matt Cassel (2009-12)	4	1-3 (.250)
10.	Cotton Davidson (1960-61)	3	1-2 (.333)
	Steve Bono (1994-96)	3	1-2 (.333)
12.	Mike Livingston (1968-79)	2	2-0 (1.000)
	Dave Krieg (1992-93)	2	1-1 (.500)
	Rich Gannon (1995-98)	2	0-2 (.000)
	Damon Huard (2004-08)	2	1-1 (.500)
16.	Tony Adams (1975-78)	1	0-1 (.000)
	Tyler Thigpen (2007-09)	1	0-1 (.000)
	Kyle Orton (2011)	1	0-1 (.000)

OPPONENT SUPERLATIVES

RECEIVING

100-Yard Pass Receivers (304) (Years 1960-2006)

	Date	Opponent	Player	Rec.	Yds.	Avg.	LG	TD	Result
1.	9/10/60	@ L.A. Chargers	Ralph Anderson	5	103	20.6	46t	1	L, 20-21
2.	10/2/60	N.Y. Titans	Art Powell	7	134	19.1	49	1	L, 35-37
3.	10/16/60	@ Houston	Bill Groman	10	140	14.0	21	1	L, 10-20
4.	11/6/60	@ Buffalo	Elbert Dubenion	8	161	20.1	43	1	W, 45-28
5.	11/24/60	@ N.Y. Titans	Don Maynard	10	179	17.9	45t	1	L, 35-41
6.	11/24/60	@ N.Y. Titans	Art Powell	8	110	13.8	38	1	
7.	10/1/61	Houston	Charley Hennigan	3	101	33.7	63t	1	W, 26-21
8.	10/8/61	@ Denver	Lionel Taylor	7	120	17.1	34	1	W, 19-12
9.	10/15/61	@ Buffalo	Glenn Bass	4	159	39.8	76t	1	L, 24-27
10.	10/22/61	@ Houston	Bill Groman	4	123	30.8	80t	2	L, 7-38
11.	10/22/61	@ Houston	Charley Hennigan	4	108	27.0	66t	1	
12.	11/19/61	@ San Diego	Dave Kocourek	7	169	24.1	61t	1	L, 14-24
13.	11/19/61	@ San Diego	Don Norton	6	120	20.0	42	0	
14.	12/3/61	@ N.Y. Titans	Dick Christy	6	145	24.2	68	0	L, 7-28
15.	10/21/62	N.Y. Titans	Don Maynard	4	102	25.5	62	0	
16.	11/11/62	@ N.Y. Titans	Art Powell	6	102	17.0	25	1	W, 52-31
17.	12/2/62	@ Buffalo	Ernie Warlick	9	117	13.0	20	1	L, 14-23
18.	12/9/62	Denver	Lionel Taylor	7	110	15.7	41	0	W, 17-10
19.	9/22/63	@ Buffalo	Elbert Dubenion	5	100	20.0	28	0	T, 27-27
20.	10/20/63	San Diego	Lance Alworth	9	232	25.8	72t	2	L, 17-38
21.	11/17/63	@ Boston	Tony Romeo	10	149	14.9	39	1	T, 24-24
22.	11/17/63	@ Boston	Jim Coclough	9	137	15.2	38	0	
23.	10/18/64	Buffalo	Elbert Dubenion	5	122	24.4	55t	2	L, 22-35
24.	11/1/64	Denver	Hewritt Dixon	5	121	24.2	62t	1	W, 49-39
25.	11/1/64	Denver	Al Denson	3	113	37.7	82t	1	
26.	11/15/64	San Diego	Lance Alworth	5	168	33.6	59	1	L, 14-28
27.	11/22/64	Houston	Charley Hennigan	8	111	13.9	30	2	W, 28-19
28.	11/14/65	San Diego	Lance Alworth	6	181	30.2	52	1	W, 31-7
29.	12/12/65	@ Buffalo	Bo Roberson	6	127	21.2	66t	2	L, 25-34
30.	9/18/66	@ Oakland	Art Powell	9	133	14.8	32	0	W, 32-10
31.	10/16/66	Oakland	Hewritt Dixon	5	129	25.8	76t	2	L, 13-34
32.	11/6/66	San Diego	Lance Alworth	6	101	16.8	46t	2	W, 24-14
33.	11/20/66	Boston	Art Graham	11	134	12.2	38t	2	T, 27-27
34.	11/27/66	@ N.Y. Jets	George Sauer	6	121	20.2	43	1	W, 32-24
35.	12/18/66	@ San Diego	Lance Alworth	8	156	19.5	38	1	W, 27-17
36.	10/8/67	Miami	Jack Clancy	6	102	17.0	28	0	W, 41-0
37.	10/15/67	San Diego	Gary Garrison	4	108	27.0	50	0	L, 31-45
38.	10/29/67	Denver	Al Denson	4	107	26.8	48t	1	W, 52-9
39.	11/5/67	N.Y. Jets	Bill Mathis	9	135	15.0	30	1	W, 42-18
40.	11/23/67	Oakland	Fred Biletnikoff	6	158	26.3	56	1	L, 22-44
41.	12/17/67	@ Denver	Eric Crabtree	6	129	21.5	76	1	W, 38-24
42.	9/9/68	@ Houston	Alvin Reed	4	107	26.8	46	0	W, 26-21
43.	9/15/68	N.Y. Jets	Don Maynard	8	203	25.4	57t	2	L, 19-20
44.	9/22/68	Denver	Eric Crabtree	7	113	16.1	46	0	W, 34-2
45.	10/5/68	@ Buffalo	Haven Moses	5	108	21.6	41	1	W, 18-7
46.	10/27/68	San Diego	Lance Alworth	6	169	28.2	51	0	W, 27-20
47.	11/3/68	@ Oakland	Fred Biletnikoff	8	144	18.0	82	0	L, 21-38
48.	11/3/68	@ Oakland	Warren Wells	6	125	20.8	29	1	
49.	11/28/68	Houston	Jim Beirne	4	103	25.8	66t	1	W, 24-10
50.	12/14/68	@ Denver	Mike Haffner	4	122	30.5	52	0	W, 30-7
51.	9/28/69	@ Bengals	Bob Trumpy	4	100	25.0	80t	1	L, 19-24
52.	11/16/69	@ N.Y. Jets	Don Maynard	9	137	15.2	29	1	W, 34-16
53.	9/28/70	@ Baltimore	Eddie Hinton	11	190	17.3	40	0	W 44-24
54.	10/25/70	Dallas	Bob Hayes	2	100	50.0	89t	1	L, 16-27
55.	11/8/70	Houston	Roy Hopkins	6	101	16.8	43	0	W, 24-9
56.	12/20/70	@ San Diego	Gary Garrison	5	149	29.8	67	0	L, 13-31
57.	10/24/71	Washington	Charley Taylor	7	125	17.9	49	2	W, 27-20
58.	10/31/71	Oakland	Fred Biletnikoff	7	128	18.3	29	1	T, 20-20
59.	11/14/71	Cleveland	Frank Pitts	5	129	25.8	30	0	W, 13-7
60.	11/21/71	Denver	Jerry Simmons	6	153	25.5	47	0	W, 28-10
61.	11/5/72	Oakland	Fred Biletnikoff	10	114	11.4	21	0	W, 27-14
62.	10/21/73	@ Cincinnati	Isaac Curtis	8	106	13.3	21	0	L, 6-14
63.	11/25/73	@ Denver	Haven Moses	5	108	21.6	40t	2	L, 10-14
64.	11/18/74	@ Denver	Riley Odoms	7	125	17.9	29	0	W, 42-34
65.	12/14/74	Minnesota	Sam McCullum	6	118	19.7	34	2	L, 35-15
66.	9/21/75	@ Denver	Rick Upchurch	3	151	51.0	90t	1	L, 33-37
67.	11/2/75	Houston	Ken Burrough	7	177	25.3	77t	2	L, 13-17
68.	12/14/75	@ Cleveland	Reggie Rucker	6	130	21.7	40t	1	L, 14-20
69.	10/10/76	@ Washington	Frank Grant	8	138	17.3	37	1	W, 33-30
70.	10/17/76	@ Miami	Nat Moore	5	106	21.2	39	0	W, 20-17 OT
71.	10/17/76	@ Miami	Howard Twilley	8	104	13.0	20	1	
72.	10/3/77	Oakland	Dave Casper	7	101	14.4	26	0	L, 28-37
73.	10/1/78	@ Buffalo	Bob Chandler	7	116	16.6	44	2	L, 13-28
74.	11/5/78	Oakland	Dave Casper	7	112	16.0	34	0	L, 10-20
75.	11/12/78	@ San Diego	John Jefferson	7	130	18.6	46t	2	L, 23-29 OT
76.	12/3/78	Buffalo	Frank Lewis	7	126	18.0	40t	1	W, 14-10
77.	12/10/78	@ Denver	Riley Odoms	7	165	23.6	34t	2	L, 3-24
78.	9/2/79	Baltimore	Joe Washington	13	130	10.0	31	0	W, 14-10
79.	10/14/79	Denver	Haven Moses	4	107	26.8	56	1	L, 10-24
80.	10/21/79	N.Y. Giants	Earnest Gray	4	107	26.8	53t	1	L, 17-21
81.	10/28/79	@ Denver	Riley Odoms	7	114	16.3	26	0	L, 3-20
82.	11/25/79	@ San Diego	Charlie Joiner	9	123	13.7	24t	1	L, 7-28
83.	12/2/79	Seattle	Steve Largent	9	120	13.3	28	0	W, 37-21
84.	9/21/80	@ Cleveland	Charles White	7	100	14.3	31t	1	L, 13-20
85.	9/6/81	@ Pittsburgh	John Stallworth	6	107	17.8	28	0	W, 37-33
86.	9/27/81	Seattle	David Hughes	12	103	8.6	22	0	W, 20-14
87.	10/4/81	@ New England	Stanely Morgan	4	118	29.5	66t	1	L, 17-33
88.	10/18/81	Denver	Rick Upchurch	5	138	27.6	63	0	W, 28-14
89.	12/6/81	@ Denver	Steve Watson	2	103	51.5	86	0	L, 13-16
90.	12/5/82	@ Pittsburgh	John Stallworth	4	107	26.8	74t	2	L, 14-35
91.	12/12/82	L.A. Raiders	Cliff Branch	5	111	22.2	42	0	L, 16-21
92.	12/26/82	San Francisco	Dwight Clark	4	104	26.0	51	0	L, 13-26
93.	10/16/83	N.Y. Giants	Earnest Gray	8	111	13.9	31	0	W, 38-17
94.	10/30/83	@ Denver	Rick Upchurch	6	143	23.8	36	0	L, 24-27
95.	10/30/83	@ Denver	Steve Watson	6	121	20.2	46t	1	
96.	11/13/83	Cincinnati	Cris Collinsworth	7	118	16.9	32	1	W, 20-15
97.	12/11/83	@ San Diego	Kellen Winslow	14	162	11.6	37t	3	L, 38-41
98.	9/2/84	@ Pittsburgh	Louis Lipps	6	183	30.5	80t	2	W, 37-27
99.	9/2/84	@ Pittsburgh	John Stallworth	8	167	20.9	51	1	
100.	9/16/84	L.A. Raiders	Malcolm Barnwell	8	129	16.1	42	0	L, 20-22
101.	10/28/84	Tampa Bay	Kevin House	10	100	10.0	18	1	W, 24-20
102.	11/11/84	Houston	Tim Smith	8	107	13.4	25	0	L, 16-17
103.	11/25/84	@ N.Y. Giants	Zeke Mowatt	7	126	18.0	31	1	L, 27-28
104.	9/12/85	L.A. Raiders	Todd Christensen	11	116	10.5	30	1	W, 36-20
105.	10/13/85	@ San Diego	Charlie Joiner	6	118	19.7	39t	1	L, 20-31
106.	11/10/85	Pittsburgh	John Stallworth	7	126	18.0	41	1	L, 28-36
107.	12/1/85	@ Seattle	Steve Largent	7	101	14.4	31	1	L, 6-24
108.	12/14/85	@ Denver	Vance Johnson	6	116	19.3	48	1	L, 13-14
109.	9/13/87	San Diego	Lionel James	6	100	16.7	26	0	W, 20-13
110.	10/18/87	Denver*	Bobby Micho	9	105	11.7	26t	2	L, 17-26
111.	12/13/87	L.A. Raiders	James Lofton	5	112	22.4	42	0	W, 16-10
112.	10/2/88	@ N.Y. Jets	Mickey Shuler	12	152	12.7	24	0	T, 17-17
113.	12/4/88	N.Y. Jets	Al Toon	5	102	20.4	42	1	W, 38-24
114.	10/29/89	@ Pittsburgh	Louis Lipps	7	130	18.6	64t	2	L, 17-23
115.	12/3/89	Miami	Mark Clayton	9	128	14.2	47	1	W, 26-21
116.	12/24/89	@ Miami	Mark Clayton	6	102	17.0	35	1	W, 27-24
117.	9/17/90	@ Denver	Vance Johnson	6	150	25.0	49	0	L, 23-24
118.	10/14/90	Detroit	Barry Sanders	5	135	27.0	47t	1	W, 43-24
119.	12/16/90	Houston	Haywood Jeffires	9	245	27.2	87t	1	L, 10-27
120.	10/13/91	Miami	Tony Martin	4	104	26.0	54	0	W, 42-7
121.	10/28/91	L.A. Raiders	Mervyn Fernandez	3	107	35.7	59	0	W, 24-21
122.	11/10/91	@ L.A. Rams	Henry Ellard	8	160	20.0	27	1	W, 27-20
123.	10/4/92	@ Denver	Shannon Sharpe	9	118	13.1	48	0	L, 19-20
124.	9/20/93	Denver	Derek Russell	6	104	17.3	36	0	W, 15-7
125.	10/17/93	@ San Diego	Anthony Miller	6	105	17.5	43	1	W, 17-14
126.	10/31/93	@ Miami	Michael Ingram	4	103	25.8	77t	1	L, 10-30
127.	12/5/93	@ Seattle	Brian Blades	7	134	19.1	41	0	, 31-16
128.	9/4/94	@ New Orleans	Quinn Early	8	101	12.6	30	0	W, 30-17
129.	9/18/94	@ Atlanta	Terrance Mathis	13	123	9.5	21	0	W, 30-10
130.	10/30/94	@ Buffalo	Andre Reed	5	106	21.2	57	2	L, 10-44
131.	11/27/94	@ Seattle	Brian Blades	7	141	20.1	34	0	L, 9-10
132.	12/4/94	Denver	Anthony Miller	6	153	25.5	57	0	L, 17-20
133.	9/3/95	@ Seattle	Brian Blades	8	107	13.4	23	1	W, 34-10
134.	9/10/95	N.Y. Giants	Chris Calloway	5	100	20.0	37	1	W, 20-17 OT
135.	11/23/95	@ Dallas	Michael Irvin	11	121	11.0	33t	1	L, 12-24
136.	12/3/95	@ Oakland	Tim Brown	10	150	15.0	30	1	W, 29-23
137.	9/22/96	Denver	Shannon Sharpe	9	131	14.6	29	0	W, 17-14
138.	10/7/96	Pittsburgh	Charles Johnson	6	125	20.8	45	0	L, 7-17
139.	11/24/96	San Diego	Tony Martin	5	148	29.6	55	2	L, 14-28
140.	11/28/96	@ Detroit	Brett Perriman	8	131	16.4	44	0	W, 28-24
141.	12/15/96	Indianapolis	Marvin Harrison	6	103	17.2	37t	3	L, 19-24
142.	8/31/97	@ Denver	Rod Smith	5	122	24.4	78	0	L, 3-19
143.	9/8/97	@ Oakland	Tim Brown	11	155	14.1	26	0	W, 28-27
144.	9/14/97	Buffalo	Andre Reed	4	113	28.3	77t	1	W, 22-16
145.	9/21/97	@ Carolina	Rae Carruth	8	110	13.8	36	0	W, 35-14
146.	11/9/97	@ Jacksonville	Jimmy Smith	4	112	28.0	75	0	L, 10-24
147.	11/16/97	Denver	Rod Smith	7	114	16.3	43	0	W, 24-22
148.	11/1/98	N.Y. Jets	Wayne Chrebet	6	101	16.8	56	0	L, 17-20
149.	11/29/98	Arizona	Frank Sanders	6	100	16.7	40	0	W, 34-24
150.	12/6/98	@ Denver	Rod Smith	8	165	20.6	58	0	L, 31-35
151.	12/6/98	@ Denver	Ed McCaffrey	6	103	17.2	48	1	
152.	12/26/98	@ Oakland	Tim Brown	10	140	14.0	27	1	W, 31-24
153.	10/10/99	New England	Tony Simmons	7	107	15.3	39	0	W, 16-14
154.	11/14/99	@ Tampa Bay	Jacquez Green	7	164	23.4	54	1	L, 10-17
155.	11/21/99	Seattle	Sean Dawkins	5	114	22.8	45t	1	L, 19-30
156.	12/5/99	@ Denver	Rod Smith	8	106	13.3	34	0	W, 16-10
157.	1/2/00	Oakland	Tim Brown	6	122	20.3	42	0	L, 38-41 OT
158.	9/3/00	Indianapolis	Marvin Harrison	9	115	12.8	31	0	L, 14-27
159.	9/10/00	@ Tennessee	Kevin Dyson	6	104	17.3	30t	1	L, 14-17 OT
160.	9/24/00	@ Denver	Rod Smith	8	134	16.8	25	0	W, 23-22
161.	10/22/00	St. Louis	Isaac Bruce	8	129	16.1	42	2	W, 54-34
162.	12/4/00	@ New England	Troy Brown	12	119	9.9	23	1	L, 24-30
163.	12/10/00	Carolina	Mushin Muhammad	8	102	12.8	23	0	W, 15-14
164.	12/17/00	@ Denver	Rod Smith	6	101	16.8	34	0	W, 20-17
165.	9/9/01	Oakland	Tim Brown	8	133	16.6	33t	1	L, 24-27
166.	10/7/01	@ Denver	Rod Smith	8	110	13.8	32	1	L, 6-20
167.	10/21/01	@ Arizona	David Boston	7	131	18.7	49	1	L, 16-24
168.	12/16/01	Denver	Rod Smith	8	100	12.5	21	1	W, 26-23 OT
169.	12/30/01	@ Jacksonville	Keenan McCardell	7	132	18.9	44	1	W, 30-26
170.	9/8/02	@ Cleveland	Quincy Morgan	9	151	16.8	44t	2	W, 40-39
171.	9/22/02	@ New England	Troy Brown	16	176	11.0	38	1	L, 38-41 OT
172.	9/22/02	@ New England	David Patten	7	108	15.4	38t	1	
173.	9/29/02	Miami	Chris Chambers	6	102	17.0	38	0	W, 48-30
174.	10/6/02	@ N.Y. Jets	Laveranues Coles	8	116	14.5	21	0	W, 29-25
175.	10/13/02	@ San Diego	Curtis Conway	8	129	16.1	25	0	L, 34-35
176.	10/20/02	Denver	Shannon Sharpe	12	214	17.8	82t	2	L, 34-37 OT
177.	10/27/02	Oakland	Tim Brown	13	144	11.1	25	0	W, 20-10
178.	11/24/02	@ Seattle	Koren Robinson	8	168	21.0	44	1	L, 32-39
179.	9/14/03	Pittsburgh	Hines Ward	9	146	16.2	50	0	W, 41-20
180.	9/14/03	Pittsburgh	Plaxico Burress	7	115	16.4	33t	1	
181.	9/21/03	@ Houston	Andre Johnson	7	102	14.6	43t	2	W. 42-14
182.	10/5/03	Denver	Rod Smith	8	130	16.4	20	0	W, 24-23
183.	11/16/03	@ Cincinnati	Peter Warrick	6	114	19.0	77t	1	L, 19-24
184.	12/20/03	@ Minnesota	Randy Moss	7	111	15.9	30t	2	L, 20-45
185.	10/31/04	Indianapolis	Reggie Wayne	6	119	19.8	41t	2	W, 45-35

186.	10/31/04	Indianapolis	Marvin Harrison	5	119	23.8	52t	2		
187.	11/14/04	@ New Orleans	Joe Horn	5	167	33.4	57	1		L, 20-27
188.	11/22/04	New England	Deion Branch	6	105	17.5	26t	1		L, 19-27
189.	12/5/04	@ Oakland	Ronald Curry	9	141	15.7	34t	2		W, 34-27
190.	12/13/04	@ Tennessee	Drew Bennett	12	233	19.4	42t	3		W, 49-38
191.	9/11/05	N.Y. Jets	Chris Baker	7	124	17.7	33	1		W, 27-7
192.	9/18/05	@ Oakland	Randy Moss	5	127	25.4	64t	1		W, 23-17
193.	10/2/05	Philadelphia	Terrell Owens	11	171	15.5	30	1		L, 31-37
194.	10/16/05	Washington	Santana Moss	10	173	17.3	78t	2		W, 28-21
195.	10/30/05	@ San Diego	Antonio Gates	10	145	14.5	35t	3		L, 20-28
196.	12/11/05	@ Dallas	Terry Glenn	6	138	23.0	71t	1		L, 28-31
197.	11/5/06	@ St. Louis	Steven Jackson	13	133	10.2	20	0		W, 31-17
198.	12/10/06	Baltimore	Mark Clayton	5	112	22.4	87t	1		L, 10-20
199.	12/23/06	@ Oakland	Ronald Curry	11	106	9.6	24	0		W, 20-9
200.	12/31/06	Jacksonville	Matt Jones	5	104	20.8	39	0		W, 35-30

100-Yard Pass Receivers (Years 2007-Present)

	Date	Opponent	Player	Rec.	Yds.	Avg.	LG	TD	Result
201.	9/9/07	@ Houston	Andre Johnson	7	142	20.3	77t	1	L,3-20
202.	10/14/07	Cincinnati	T.J. Houshmandzadeh	8	145	18.1	42t	2	W,27-20
203.	12/9/07	@ Denver	Brandon Marshall	10	115	11.5	22	2	L,7-41
204.	9/7/08	@ New England	Randy Moss	6	116	19.3	51	1	L,10-17
205.	9/21/08	@ Atlanta	Roddy White	5	119	23.8	70t	1	L,14-38
206.	9/28/08	Denver	Eddie Royal	9	104	11.6	28	0	W,33-19
207.	10/26/08	@ N.Y. Jets	Jerricho Cotchery	9	102	11.3	24	0	L,24-28
208.	11/2/08	Tampa Bay	Antonio Bryant	8	115	14.4	24t	1	L,27-30 OT
209.	11/16/08	New Orleans	Lance Moore	8	102	12.8	47t	1	L,20-30
210.	11/23/08	Buffalo	Lee Evans	5	110	22.0	51	0	L,31-54
211.	9/27/09	@ Philadelphia	DeSean Jackson	6	149	24.8	64	1	L,14-34
212.	9/27/09	@ Philadelphia	Brent Celek	8	104	13.0	35	1	
213.	10/4/09	N.Y. Giants	Steve Smith	11	134	12.2	25	2	L,16-27
214.	10/11/09	Dallas	Miles Austin	10	250	25.0	60	2	L,20-26 OT
215.	10/25/09	San Diego	Vincent Jackson	5	142	28.4	51	1	L,7-37
216.	11/8/09	@ Jacksonville	Mike Sims-Walker	6	147	24.5	61t	1	L,21-24
217.	11/22/09	Pittsburgh	Hines Ward	10	128	12.8	33	1	W,27-24 OT
218.	11/29/09	@ San Diego	Antonio Gates	7	118	16.9	22	2	L,14-43
219.	1/3/10	@ Denver	Jabar Gaffney	14	213	15.2	29	0	W,44-24
220.	9/13/10	San Diego	Legedu Naanee	5	110	22.0	59t	1	W,21-14
221.	9/26/10	San Francisco	Fank Gore	9	102	11.3	41	0	W,31-10
222.	10/17/10	@ Houston	Andre Johnson	8	138	17.3	44	1	L,31-35
223.	11/7/10	@ Oakland	Jacoby Ford	6	148	24.7	47	0	L,20-23 OT
224.	11/28/10	@ Seattle	Ben Obomanu	5	159	31.8	87t	1	W,42-24
225.	10/9/11	@ Indianapolis	Pierre Garcon	5	125	25.0	67t	2	W,28-24
226.	10/31/11	San Diego	Malcolm Floyd	5	107	21.4	39	0	W,23-20 OT
227.	11/6/11	Miami	Brandon Marshall	8	106	13.3	30	1	L,3-31
228.	9/9/12	Atlanta	Julio Jones	6	108	18.0	31	2	L,24-40
229.	10/14/12	@ Tampa Bay	Mike Williams	4	113	28.3	62t	1	L,10-38
230.	12/2/12	Carolina	Steve Smith	5	120	24.0	53	1	W,27-21
231.	12/30/12	@ Denver	Demaryius Thomas	7	122	17.4	36	1	L,3-38
232.	9/15/13	Dallas	Dez Bryant	9	141	15.7	53	1	W,17-16
233.	9/29/13	N.Y. Giants	Victor Cruz	10	164	16.4	69	1	W,31-7
234.	10/27/13	Cleveland	Josh Gordon	5	132	26.4	47	1	W,23-17
235.	11/17/13	@ Denver	Demaryius Thomas	5	121	24.2	70	0	L,17-27
236.	11/24/13	San Diego	Keenan Allen	9	124	13.8	29	0	L,38-41
237.	12/1/13	Denver	Demaryius Thomas	3	106	35.3	77	0	L,28-35
238.	12/1/13	Denver	Eric Decker	8	174	21.8	42	4	
239.	9/14/14	@ Denver	Emmanuel Sanders	8	108	13.5	48	0	L,17-24
240.	9/29/14	New England	Brandon LaFell	6	119	19.8	44t	1	W,41-14
241.	11/2/14	N.Y. Jets	Percy Harvin	11	129	11.7	42	0	W,24-10
242.	9/13/15	@ Houston	Nate Washington	6	105	17.5	32	0	W,27-20
243.	9/17/15	Denver	Demaryius Thomas	8	116	14.5	22	0	L,24-31
244.	9/28/15	@ Green Bay	James Jones	7	139	19.9	52	1	L,28-38
245.	10/18/15	@ Minnesota	Stefon Diggs	7	129	18.4	31	0	L,10-16
246.	10/25/15	Pittsburgh	Antonio Brown	6	124	20.7	41	0	W,23-13
247.	11/29/15	Buffalo	Sammy Watkins	6	158	26.3	48	2	W,30-22
248.	12/20/15	@ Baltimore	Kamar Aiken	8	128	16.0	48t	1	W,34-14
249.	9/18/16	@ Houston	Will Fuller	4	104	26.0	53	0	L,12-19
250.	9/18/16	@ Houston	DeAndre Hopkins	7	113	16.1	35	1	
251.	10/16/16	@ Oakland	Amari Cooper	10	129	12.9	24	0	W,26-10
252.	10/23/16	New Orleans	Michael Thomas	10	130	13.0	23	0	W,27-21
253.	11/20/16	Tampa Bay	Mike Evans	6	105	17.5	31	0	L,17-19
254.	11/27/16	@ Denver	Emmanuel Sanders	7	162	23.1	64	1	W,30-27 OT
255.	12/4/16	@ Atlanta	Julio Jones	7	113	16.1	21	0	W,29-27
256.	12/18/16	Tennessee	Rishard Matthews	4	105	26.3	46	0	L,17-19
257.	9/7/17	@ New England	Danny Amendola	6	100	16.7	27	0	W,42-27
258.	9/24/17	@ L.A. Chargers	Travis Benjamin	5	105	21.0	44	0	W,24-10
259.	10/15/17	Pittsburgh	Antonio Brown	8	155	19.4	51t	1	L,13-19
260.	10/19/17	@ Oakland	Amari Cooper	11	210	19.1	45t	2	L,30-31
261.	10/19/17	@ Oakland	Jared Cook	6	107	17.8	28	0	
262.	11/5/17	@ Dallas	Terrance Williams	9	141	15.7	56	0	L,17-28
263.	12/3/17	@ N.Y. Jets	Jermaine Kearse	9	157	17.4	51	0	L,31-38
264.	12/3/17	@ N.Y. Jets	Robby Chosen	8	107	13.4	26	0	
265.	12/24/17	Miami	Jakeem Grant	4	107	26.8	65t	1	W,29-13
266.	9/9/18	@ L.A. Chargers	Keenan Allen	8	108	13.5	23	1	W,38-28
267.	9/9/18	@ L.A. Chargers	Melvin Gordon	9	102	11.3	25	0	
268.	9/16/18	@ Pittsburgh	Jesse James	5	138	27.6	46	1	W,42-37
269.	9/16/18	@ Pittsburgh	JuJu Smith-Schuster	13	121	9.3	21	1	
270.	10/21/18	Cincinnati	A.J. Green	7	117	16.7	31	0	W,45-10
271.	11/19/18	@ L.A. Rams	Brandin Cooks	8	107	13.4	30	0	L,54-51
272.	12/2/18	@ Oakland	Jared Cook	7	100	14.3	29	1	W,40-33
273.	12/23/18	@ Seattle	Doug Baldwin	7	126	18.0	29	1	L,31-38
274.	9/8/19	@ Jacksonville	D.J. Chark	4	146	36.5	69	1	W,40-26
275.	10/27/19	Green Bay	Aaron Jones	7	159	22.7	67t	2	L,24-31
276.	11/18/19	@ L.A. Chargers	Austin Ekeler	8	108	13.5	37	0	W,24-17
277.	12/1/19	Oakland	Darren Waller	7	100	14.3	24	0	W,40-9
278.	9/10/20	Houston	Willer Fuller V	8	112	14.0	31	0	W,34-20
279.	10/11/20	Las Vegas	Henry Ruggs III	2	118	59.0	72t	1	L,32-40
280.	11/8/20	Carolina	Curtis Samuel	9	105	11.7	28	1	W,33-31
281.	11/29/20	@ Tampa Bay	Rob Gronkowski	6	106	17.7	48	0	W,27-24
282.	12/27/20	Atlanta	Calvin Ridley	5	130	26.0	54	0	W,17-14
283.	1/3/21	L.A. Chargers	Mike Williams	6	108	18.0	48t	1	L,21-38
284.	9/19/21	@ Baltimore	Marquise Brown	6	113	18.8	42t	1	L,35-36
285.	9/26/21	L.A. Chargers	Mike Williams	7	122	17.4	43	2	L,24-30
286.	10/3/21	@ Philadelphia	DeVonta Smith	7	122	17.4	37	0	W,42-30
287.	10/10/21	Buffalo	Dawson Knox	3	117	39.0	53t	1	L,20-38
288.	10/24/21	@ Tennessee	A.J. Brown	8	133	16.6	46	1	L,3-27
289.	12/12/21	Las Vegas	Hunter Renfrow	13	177	9.0	19	1	W,48-9
290.	1/2/22	@ Cincinnati	Ja'Marr Chase	11	266	24.2	72t	3	L,31-34
291.	9/15/22	L.A. Chargers	Mike Williams	8	113	14.1	39	1	W,27-24
292.	10/2/22	@ Tampa Bay	Mike Evans	8	103	12.9	30	2	W,41-31
293.	10/10/22	Las Vegas	Davante Adams	3	124	41.3	58t	2	W,30-29
294.	10/16/22	Buffalo	Stefon Diggs	10	148	14.8	31	1	L,20-24
295.	11/13/22	Jacksonville	Christian Kirk	9	105	11.7	24	2	W,27-17
296.	11/20/22	@ L.A. Chargers	Joshua Palmer	8	106	13.3	50t	2	W,30-27
297.	9/17/23	@ Jacksonville	Christian Kirk	11	110	10.0	45	0	W,17-9
298.	10/22/23	L.A. Chargers	Joshua Palmer	5	133	26.6	60	0	W,31-17
299.	9/5/24	Baltimore	Isaiah Likely	9	111	12.3	49	1	W,27-20
300.	11/29/24	Las Vegas	Brock Bowers	10	140	14.0	33	1	W,19-17
301.	12/15/24	@ Cleveland	Jerry Jeudy	11	108	9.8	20	0	W,21-7
302.	11/2/25	@ Buffalo	Dalton Kincaid	6	101	16.8	47	1	L, 21-28
303.	11/27/25	@ Dallas	CeeDee Lamb	7	112	16.0	51	1	L, 28-31
304.	12/7/25	Houston	Nico Collins	4	121	30.3	53		L, 10-20

Note: The Chiefs are 132-148-5 (.463) in 285 games when allowing at least one 100-yard receiver. The Chiefs are 7-12-1 (.396) in 20 games when allowing two or more 100-yard receivers.

Career 100-Yard Receiving Games

	Player	100-Yard Games
1.	Rod Smith	9
2.	Lance Alworth	6
	Tim Brown	6
4.	Fred Biletnikoff	4
	Don Maynard	4
	Art Powell	4
	John Stallworth	4
	Demaryius Thomas	4
	Mike Williams	4
10t.	Brian Blades	3
	Mark Clayton	3
	Elbert Dubenion	3
	Marvin Harrison	3
	Charley Hennigan	3
	Andre Johnson	3
	Haven Moses	3
	Randy Moss	3
	Riley Odoms	3
	Shannon Sharpe	3
	Rick Upchurch	3
21.	Brock Bowers	1
	Jerry Jeudy	1
	Dalton Kincaid	1
	CeeDee Lamb	1

RUSHING

100-Yard Rushers (211) (Years 1960-2006)

	Date	Opponent	Player	Att.	Yds.	Avg.	LG	TD	Result
1.	9/10/61	San Diego	Paul Lowe	13	100	7.7	87t	1	L, 10-26
2.	11/4/62	Houston	Charles Tolar	24	110	4.6	23	0	L, 6-14
3.	10/20/63	San Diego	Keith Lincoln	10	127	12.7	76t	1	L, 17-38
4.	11/8/63	Oakland	Clem Daniels	31	122	3.9	25	0	L, 7-10
5.	12/20/64	N.Y. Jets	Matt Snell	16	103	6.4	23	1	W, 24-7
6.	11/28/65	Houston	Ode Burrell	14	112	8.0	48t	2	W, 52-21
7.	11/20/66	Boston	Jim Nance	22	107	4.9	13	0	T, 27-27
8.	9/9/67	@ Houston	Hoyle Granger	13	101	7.8	18	1	W, 25-20
9	10/15/67	@ San Diego	Dick Post	15	116	7.7	67t	1	L, 31-45
10.	11/19/67	San Diego	Dick Post	18	108	6.0	22	1	L, 16-17
11.	11/10/68	@ Cincinnati	Paul Robinson	24	115	4.8	36	0	W, 16-9
12.	10/25/70	Dallas	Duane Thomas	20	134	6.7	47t	2	L, 16-27
13.	9/17/72	Miami	Larry Csonka	21	118	5.6	17	1	L, 10-20
14.	11/12/72	@ Pittsburgh	Franco Harris	17	134	7.9	45	1	L, 7-16
15.	9/16/73	L.A. Rams	Jim Bertelsen	28	143	5.1	49	0	L, 13-23
16.	9/16/73	L.A. Rams	Lawrence McCuthcheon	21	120	5.7	19	0	
17.	10/14/73	@ Green Bay	John Brockington	15	106	7.1	33	0	T, 10-10
18.	10/21/73	@ Cincinnati	Boobie Clark	26	104	4.0	11	1	L, 6-14
19.	11/29/73	@ Buffalo	O.J. Simpson	39	157	4.0	22	2	L, 14-23
20.	12/2/73	Cleveland	Greg Pruitt	15	110	7.3	65t	1	T, 20-20
21.	12/8/73	@ Oakland	Marv Hubbard	25	115	4.6	31t	1	L, 7-37
22.	9/15/74	N.Y. Jets	John Riggins	22	116	5.3	29	0	W, 24-16
23.	10/27/74	@ San Diego	Don Woods	22	154	7.0	53	1	W, 24-14
24.	9/28/75	N.Y. Jets	John Riggins	27	145	5.4	20	2	L, 24-30
25.	9/28/75	N.Y. Jets	Carl Garrett	16	135	8.4	40	1	
26.	11/16/75	@ Pittsburgh	Franco Harris	17	119	7.0	29	0	L, 3-28
27.	11/30/75	@ Baltimore	Lydell Mitchell	26	178	6.8	70t	1	L, 14-28
28.	12/7/75	San Diego	Rickey Young	25	124	4.9	14	2	L, 20-28
29.	12/14/75	@ Cleveland	Greg Pruitt	26	214	8.2	50	3	L, 14-20
30.	9/26/76	New Orleans	Tony Galbreath	14	146	10.4	74t	2	L, 17-27
31.	9/26/76	New Orleans	Chuck Muncie	25	126	5.0	33t	0	
32.	10/3/76	@ Buffalo	O.J. Simpson	24	130	5.4	49	2	L, 17-50

33.	10/3/76	@ Buffalo	Jeff Kinney	17	114	6.7	18	1		
34.	10/24/76	Denver	Otis Armstrong	16	101	6.3	22	1	L, 26-35
35.	11/7/76	Pittsburgh	Franco Harris	23	117	5.1	25t	2	L, 0-45
36.	11/7/76	Pittsburgh	Rocky Bleier	15	102	6.8	23	0	
37.	11/21/76	Cincinnati	Archie Griffin	13	139	10.7	77t	1	L, 24-27
38.	9/18/77	@ New England	Sam Cunningham	23	105	4.6	11	0	L, 17-21
39.	10/3/77	Oakland	Mark van Eeghen	24	116	4.8	26	0	L, 28-37
40.	10/3/77	Oakland	Clarence Davis	15	102	6.8	37t	2	
41.	10/30/77	@ Cleveland	Greg Pruitt	18	153	8.5	78t	1	L, 7-44
42.	11/13/77	@ Chicago	Walter Payton	33	192	5.8	32	3	L, 27-28
43.	11/20/77	Denver	Otis Armstrong	21	120	5.7	17	0	L, 7-14
44.	11/27/77	@ Houston	Rob Carpenter	14	149	10.6	77	0	L, 20-34
45.	11/27/77	@ Houston	Ronnie Coleman	15	101	6.7	22	0	
46.	9/10/78	Houston	Earl Campbell	22	107	4.9	22	2	L, 17-20
47.	11/5/78	Oakland	Arthur Whittington	26	134	5.1	25t	1	L, 10-20
48.	11/12/78	@ San Diego	Lydell Mitchell	29	144	5.0	25	0	L, 23-29 OT
49.	12/17/78	@ Seattle	Al Hunter	27	133	4.9	55t	2	L, 19-23
50.	9/16/79	@ Houston	Earl Campbell	32	131	4.1	22	1	L, 6-20
51.	12/6/79	@ Tampa Bay	Ricky Bell	39	137	3.5	14	0	L, 0-3
52.	10/12/80	Houston	Earl Campbell	38	178	4.7	22	1	W, 21-20
53.	10/26/80	Detroit	Billy Sims	28	155	5.5	45t	2	W, 20-17
54.	11/16/80	@ San Diego	Mike Thomas	27	109	4.0	13	2	L, 7-20
55.	11/23/80	@ St. Louis	Ottis Anderson	16	107	6.7	44	1	W, 21-13
56.	11/30/80	Cincinnati	Pete Johnson	17	112	6.6	57t	1	L, 6-20
57.	11/21/82	@ New Orleans	George Rogers	33	123	3.7	18	1	L, 17-27
58.	11/28/82	@ L.A. Rams	Wendell Tyler	25	138	5.5	24	2	L, 14-20
59.	9/12/83	San Diego	Chuck Muncie	27	110	4.1	16	1	L, 14-17
60.	10/2/83	St. Louis	Ottis Anderson	21	106	5.0	39t	1	W, 38-14
61.	11/20/83	@ Dallas	Tony Dorsett	18	108	6.0	32t	2	L, 21-41
62.	11/27/83	@ Seattle	Curt Warner	32	207	6.5	28t	3	L, 48-51 OT
63.	12/4/83	Buffalo	Joe Cribbs	36	185	5.1	24	0	L, 9-14
64.	9/23/84	@ Denver	Sammy Winder	31	139	4.5	13	1	L, 0-21
65.	10/7/84	N.Y. Jets	Freeman McNeil	19	107	5.6	16	0	L, 16-17
66.	11/11/84	Houston	Larry Moriarty	29	117	4.0	9	0	L, 16-17
67.	10/6/85	@ L.A. Raiders	Marcus Allen	29	126	4.3	20	0	L, 10-19
68.	11/3/85	@ Houston	Butch Woolfolk	14	101	7.2	43	1	L, 20-23
69.	11/17/85	@ San Francisco	Wendell Tyler	16	111	6.9	21	0	L, 3-31
70.	12/8/85	Atlanta	Gerald Riggs	26	197	7.6	50	1	W, 38-10
71.	10/26/86	Tampa Bay	James Wilder	25	110	4.4	24	1	W, 27-20
72.	11/2/86	@ San Diego	Gary Anderson	25	100	4.0	13	0	W, 24-23
73.	11/30/86	Buffalo	Robb Riddick	27	118	4.4	13	0	L, 14-17
74.	9/20/87	@ Seattle	John L. Williams	15	112	7.5	48	1	L, 14-43
75.	11/8/87	Pittsburgh	Earnest Jackson	23	125	5.4	28	0	L, 16-17
76.	11/15/87	N.Y. Jets	Freeman McNeil	26	184	7.1	30	0	L, 9-16
77.	9/25/88	San Diego	Gary Anderson	23	131	5.7	30t	1	L, 23-24
78.	10/2/88	@ N.Y. Jets	Freeman McNeil	22	154	7.0	28	0	T, 17-17
79.	10/9/88	@ Houston	Mike Rozier	27	141	5.2	13	0	L, 6-7
80.	12/11/88	@ N.Y. Giants	Joe Morris	31	140	4.5	16	0	L, 12-28
81.	12/18/88	@ San Diego	Gary Anderson	34	217	6.4	36	1	L, 13-24
82.	12/17/89	San Diego	Marion Butts	39	176	4.5	17	0	L, 13-20
83.	9/17/90	@ Denver	Bobby Humphrey	19	132	6.9	37t	2	L, 23-24
84.	9/29/91	@ San Diego	Rod Bernstine	26	112	4.3	15	1	W, 14-13
85.	11/17/91	Denver	Gaston Green	24	133	5.5	60t	1	L, 20-24
86.	10/25/92	Pittsburgh	Barry Foster	24	105	4.4	12	1	L, 3-27
87.	11/22/92	@ Seattle	Chris Warren	20	154	7.7	35	1	W, 24-14
88.	12/26/93	@ Minnesota	Scottie Graham	33	166	5.0	31	1	L, 10-30
89.	1/2/94	Seattle	John L. Williams	16	102	6.4	38	1	W, 34-24
90.	9/25/94	L.A. Rams	Jerome Bettis	35	132	3.8	14	0	L, 0-16
91.	10/9/94	@ San Diego	Natrone Means	19	125	6.6	25	1	L, 6-20
92.	10/23/94	Seattle	Chris Warren	19	117	6.2	41	0	W, 38-23
93.	12/12/94	@ Miami	Bernie Parmalee	19	127	6.7	47t	1	L, 28-45
94.	9/22/96	Denver	Terrell Davis	19	141	7.4	65t	2	W, 17-14
95.	10/7/96	Pittsburgh	Jerome Bettis	27	103	3.8	15	1	L, 7-17
96.	12/9/96	@ Oakland	Napoleon Kaufman	8	109	13.6	45	0	L, 7-26
97.	8/31/97	@ Denver	Terrell Davis	26	101	3.9	16	1	L, 3-19
98.	11/3/97	Pittsburgh	Jerome Bettis	17	103	6.1	30	0	W, 13-10
99.	11/16/97	Denver	Terrell Davis	34	127	3.7	18	0	W, 24-22
100.	9/13/98	@ Jacksonville	James Stewart	26	103	4.0	17	1	L, 16-21
101.	9/20/98	San Diego	Natrone Means	22	165	7.5	72t	1	W, 23-7
102.	10/11/98	@ New England	Robert Edwards	23	104	4.5	33	1	L, 10-40
103.	10/26/98	Pittsburgh	Jerome Bettis	33	119	3.6	13	0	L, 13-20
104.	11/8/98	@ Seattle	Ricky Watters	24	105	4.4	13	2	L, 12-24
105.	11/16/98	Denver	Terrell Davis	18	111	6.2	41t	1	L, 7-30
106.	12/20/98	@ N.Y. Giants	Gary Brown	25	103	4.1	13	1	L, 7-28
107.	11/7/99	@ Indianapolis	Edgerrin James	20	109	5.5	27	0	L, 17-25
108.	11/21/99	Seattle	Ricky Watters	24	107	4.5	45	2	L, 19-30
109.	12/12/99	Minnesota	Robert Smith	21	118	5.6	22	0	W, 31-28
110.	9/3/00	Indianapolis	Edgerrin James	28	124	4.4	30	1	L, 14-27
111.	11/5/00	@ Oakland	Tyrone Wheatley	20	112	5.6	38	1	L, 31-49
112.	11/12/00	@ San Francisco	Charlie Garner	25	102	4.1	19	1	L, 7-21
113.	12/24/00	@ Atlanta	Jamal Anderson	28	107	3.8	23	0	L, 13-29
114.	10/7/01	@ Denver	Mike Anderson	22	155	7.0	62t	1	L, 6-20
115.	10/14/01	Pittsburgh	Jerome Bettis	19	112	5.9	30	0	L, 17-20
116.	10/25/01	Indianapolis	Edgerrin James	27	102	3.8	20	0	L, 28-35
117.	11/11/01	@ N.Y. Jets	Curtis Martin	20	113	5.7	25t	3	L, 7-27
118.	12/23/01	San Diego	LaDainian Tomlinson	27	145	5.4	34	0	W, 20-17
119.	12/30/01	@ Jacksonville	Stacey Mack	16	125	7.8	54	1	W, 30-26
120.	1/6/02	@ Seattle	Shaun Alexander	20	127	6.4	44t	1	L, 18-21
121.	9/15/02	Jacksonville	Fred Taylor	20	114	5.7	63t	1	L, 16-23
122.	10/6/02	@ N.Y. Jets	Curtis Martin	21	119	5.7	35	1	W, 29-25
123.	11/17/02	Buffalo	Travis Henry	24	126	5.3	22	0	W, 17-16
124.	11/24/02	@ Seattle	Shaun Alexander	23	145	6.3	46t	2	L, 32-39
125.	12/15/02	@ Denver	Clinton Portis	21	130	6.2	51t	3	L, 24-31
126.	12/22/02	San Diego	LaDainian Tomlinson	24	131	5.5	34	0	W, 24-22
127.	12/28/02	@ Oakland	Charlie Garner	29	135	4.7	14	1	L, 0-24
128.	9/28/03	@ Baltimore	Jamal Lewis	26	115	4.4	17	1	W, 17-10
129.	10/5/03	Denver	Clinton Portis	23	141	6.1	65t	1	W, 24-23
130.	10/12/03	@ Green Bay	Ahman Green	26	139	5.3	26	1	W, 40-34 OT
131.	10/26/03	Buffalo	Travis Henry	22	124	5.6	23	0	W, 38-5
132.	11/16/03	@ Cincinnati	Rudi Johnson	22	165	7.5	54	0	L, 19-24
133.	11/30/03	@ San Diego	LaDainian Tomlinson	19	106	5.6	55	1	W, 28-24
134.	12/7/03	@ Denver	Clinton Portis	22	218	9.9	59t	5	L, 27-45
135.	12/14/03	Detroit	Shawn Bryson	18	105	5.8	39	1	W, 45-17
136.	12/20/03	@ Minnesota	Onterrio Smith	21	146	7.0	47	3	L, 20-45
137.	9/12/04	@ Denver	Quentin Griffin	23	156	6.8	47t	2	L, 24-34
138.	9/19/04	Carolina	DeShaun Foster	32	174	5.4	71		L, 17-28
139.	11/7/04	@ Tampa Bay	Michael Pittman	15	128	8.5	78t	3	L, 31-34
140.	11/14/04	@ New Orleans	Deuce McAllister	16	127	7.9	28	1	L, 20-27
141.	12/17/05	@ N.Y. Giants	Tiki Barber	29	220	7.6	55	2	L, 17-27
142.	10/15/06	@ Pittsburgh	Willie Parker	21	109	5.2	25	2	L, 7-45
143.	12/17/06	@ San Diego	LaDainian Tomlinson	25	199	8.0	85t	2	L, 9-20

100-Yard Rushers (Years 2007-Present)

	Date	Opponent	Player	Att.	Yds.	Avg.	LG	TD	Result
144.	12/16/07	@ Chicago	Cedric Benson	24	101	4.2	13	0	L, 10-20
145.	9/23/07	Minnesota	Adrian Peterson	25	102	4.1	16	1	W, 13-10
146.	9/30/07	@ San Diego	LaDainian Tomlinson	20	132	6.6	37	1	W, 30-16
147.	11/11/07	Denver	Selvin Young	20	109	5.5	34	1	L, 11-27
148.	11/25/07	Oakland	Justin Fargas	22	139	6.3	21	1	L, 17-20
149.	12/2/07	San Diego	LaDainian Tomlinson	23	177	7.7	34	2	L, 10-24
150.	12/9/07	@ Denver	Selvin Young	17	156	9.2	50	0	L, 7-41
151.	12/23/07	@ Detroit	T.J. Duckett	15	102	6.8	53	1	L, 20-25
152.	9/14/08	Oakland	Darren McFadden	21	164	7.8	50	1	L, 8-23
153.	9/21/08	@ Atlanta	Michael Turner	23	104	4.5	38	3	L, 14-38
154.	10/5/08	@ Carolina	DeAngelo Williams	20	123	6.2	32t	2	L, 0-34
155.	10/19/08	Tennessee	Chris Johnson	18	168	9.3	66t	1	L, 10-34
156.	10/19/08	Tennessee	LenDale White	17	149	8.8	80t	3	
157.	12/28/08	@ Cincinnati	Cedric Benson	25	111	4.4	14	1	L, 6-16
158.	9/13/09	@ Baltimore	Ray Rice	19	108	5.7	22	0	L, 24-38
159.	10/18/09	@ Washington	Clinton Portis	15	109	7.3	78	0	W, 14-6
160.	11/15/09	@ Oakland	Michael Bush	14	119	8.5	60	0	W, 16-10
161.	12/6/09	Denver	Correll Buckhalter	12	113	9.4	26	0	L, 13-44
162.	12/20/09	Cleveland	Jerome Harrison	34	286	8.4	71t	3	L, 34-41
163.	12/27/09	@ Cincinnati	Cedric Benson	29	133	4.6	32	0	L, 10-17
164.	11/14/10	@ Denver	Knowshon Moreno	22	106	4.8	14	0	L, 29-49
165.	12/5/10	Denver	Knowshon Moreno	23	161	7.0	24	0	W, 10-6
166.	1/2/11	Oakland	Michael Bush	25	137	5.5	26t	1	L, 10-31
167.	9/11/11	Buffalo	Fred Jackson	20	112	5.6	24	0	L, 7-41
168.	12/11/11	@ N.Y. Jets	Shonn Greene	24	129	5.4	31	1	L, 10-37
169.	1/1/12	@ Denver	Willis McGahee	28	145	5.2	15	0	W, 10-3
170.	9/16/12	@ Buffalo	C.J. Spiller	15	123	8.2	38	2	L, 17-35
171.	10/7/12	Baltimore	Ray Rice	17	102	6.0	37	0	L, 6-9
172.	10/28/12	Oakland	Darren McFadden	29	114	3.9	28	0	L, 16-26
173.	11/18/12	Cincinnati	BenJarvus Green-Ellis	25	101	4.0	21	1	L, 6-28
174.	12/16/12	@ Oakland	Darren McFadden	30	110	3.7	19	0	L, 0-15
175.	9/19/13	@ Philadelphia	LeSean McCoy	20	158	7.9	41t	1	W, 26-16
176.	11/3/13	Buffalo	C.J. Spiller	12	116	9.7	61	0	W, 23-13
177.	12/1/13	Denver	Monte Ball	13	117	9.0	45	0	L, 28-35
178.	12/29/13	@ San Diego	Ryan Matthews	24	144	6.0	44	0	L, 24-27
179.	9/21/14	@ Miami	Lamar Miller	15	108	7.2	24	0	W, 34-15
180.	10/5/14	@ San Francisco	Frank Gore	18	107	5.9	14	0	L, 17-22
181.	11/16/14	Seattle	Marshawn Lynch	24	124	5.2	17	0	W, 24-20
182.	11/20/14	@ Oakland	Latavius Murray	4	112	28.0	90t	2	L, 20-24
183.	11/30/14	Denver	C.J. Anderson	32	168	5.3	20	0	L, 16-29
184.	12/7/14	@ Arizona	Kerwynn Williams	19	100	5.3	16	0	L, 14-17
185.	10/25/15	Pittsburgh	Le'Veon Bell	17	121	7.1	42	0	W, 23-13
186.	12/27/15	Cleveland	Johnny Manziel	11	108	9.8	34	0	W, 17-13
187.	10/2/16	@ Pittsburgh	Le'Veon Bell	18	144	8.0	44	0	L, 14-43
188.	11/6/16	Jacksonville	Chris Ivory	18	107	5.9	42	0	W, 19-14
189.	12/8/16	Oakland	Latavius Murray	22	103	4.7	12	1	W, 21-13
190.	10/15/17	Pittsburgh	Le'Veon Bell	30	170	5.6	27	0	L, 16-18
191.	10/14/18	New England	Sony Michel	24	106	4.4	15	2	L, 40-43
192.	12/23/18	@ Seattle	Chris Carson	27	116	4.3	17	2	L, 31-38
193.	12/30/18	Oakland	Doug Martin	21	100	4.8	15	0	W, 35-3
194.	9/22/19	Baltimore	Mark Ingram	16	103	6.4	21	3	W, 33-28
195.	9/29/19	@ Detroit	Kerryon Johnson	26	125	4.8	14	0	W, 34-30
196.	10/6/19	Indianapolis	Marlon Mack	29	132	4.6	30	0	L, 13-19
197.	10/13/19	Houston	Carlos Hyde	26	116	4.5	26	1	L, 24-31
198.	11/10/19	@ Tennessee	Derrick Henry	23	188	8.2	68t	2	L, 32-35
199.	12/1/19	Oakland	Josh Jacobs	17	104	6.1	35	0	W, 40-9
200.	10/5/20	New England	Damien Harris	17	100	5.9	41	0	W, 26-10
201.	12/6/20	Denver	Mevlin Gordon III	15	131	8.7	65	0	W, 22-16
202.	9/19/21	@ Baltimore	Lamar Jackson	16	107	6.7	21	2	L, 35-36
203.	12/5/21	Denver	Javonte Williams	23	102	4.4	14	0	W, 22-9
204.	1/8/22	@ Denver	Melvin Gordon III	12	110	9.2	47t	1	W, 28-24
205.	10/10/22	Las Vegas	Josh Jacobs	21	154	7.3	37	1	W, 30-29
206.	11/6/22	Tennessee	Derrick Henry	17	115	6.8	56	2	W, 20-17 OT

207.	12/4/22	@ Cincinnati	Samaje Perine	21	106	5.0	10	0	L, 24-27
208.	12/24/22	Seattle	Kenneth Walker	26	107	4.1	20	0	W, 24-10
209.	11/26/23	@ Las Vegas	Josh Jacobs	20	110	5.5	63t	1	W, 31-17
210.	12/25/23	Las Vegas	Zamir White	22	145	6.6	43	0	L, 14-20
211.	9/5/24	Baltimore	Lamar Jackson	16	122	7.6	16	0	W, 27-20
212.	11/2/25	@ Buffalo	James Cook	27	114	4.2	17	0	L, 21-28

Note: The Chiefs are 60-140-4 (.294) in 204 games when allowing at least one 100-yard rusher. The Chiefs are 0-8-0 (.000) in eight games when allowing two or more 100-yard rushers.

Career 100-Yard Rushing Games

	Player	100-Yard Games
1.	LaDainian Tomlinson	6
2.	Jerome Bettis	5
3t.	Terrell Davis	4
	Clinton Portis	4
5t.	Gary Anderson	3
	Cedric Benson	3
	Le'Veon Bell	3
	Earl Campbell	3
	Franco Harris	3
	Edgerrin James	3
	Freeman McNeil	3
	Greg Pruitt	3
	Darren McFadden	3
	Josh Jacobs	3

PASSING

300-Yard Passers (125)

	Date	Opponent	Player	Att.	Comp.	Yds.	LG	TD	INT	Result
1.	11/24/60	@ N.Y. Titans	Al Dorow	33	21	301	45t	2	1	L, 35-41
2.	11/19/61	@ San Diego	Jack Kemp	27	15	357	61t	2	1	L, 14-24
3.	10/13/63	Buffalo	Jack Kemp	24	12	300	89t	2	2	L, 26-35
4.	11/17/63	@ Boston	Babe Parilli	47	25	354	39	1	1	T, 24-24
5.	12/6/64	Boston	Babe Parilli	41	20	300	58t	3	1	L, 24-31
6.	10/24/65	@ Houston	George Blanda	33	19	304	64t	5	0	L, 36-38
7.	10/16/66	Oakland	Tom Flores	24	14	301	76t	3	0	L, 13-34
8.	10/15/67	San Diego	John Hadl	32	17	307	60t	2	1	L, 31-45
9.	9/9/68	@ Houston	Pete Beathard	48	23	413	59t	2	3	W, 26-21
10.	9/15/68	N.Y. Jets	Joe Namath	29	17	302	57t	2	1	L, 19-20
11.	11/3/68	@ Oakland	Daryle Lamonica	32	18	352	82	2	2	L, 38-21
12.	11/16/69	@ N.Y. Jets	Joe Namath	40	24	327	40t	2	3	W, 34-16
13.	11/18/74	@ Denver	Charley Johnson	48	28	445	45	2	2	W, 42-34
14.	9/21/75	@ Denver	Charley Johnson	20	12	329	90t	3	2	L, 33-37
15.	10/17/76	@ Miami	Bob Griese	35	25	306	39	1	2	W, 21-17 OT
16.	11/25/79	@ San Diego	Dan Fouts	43	27	350	42t	3	1	L, 7-28
17.	9/7/80	Oakland	Dan Pastorini	37	19	317	55	2	0	L, 14-27
18.	9/6/81	@ Pittsburgh	Terry Bradshaw	36	21	319	41t	2	2	W, 37-33
19.	9/27/81	Seattle	Jim Zorn	47	31	308	23	1	0	W, 20-14
20.	10/18/81	Denver	Craig Morton	38	25	342	63	2	1	W, 28-14
21.	12/12/82	L.A. Raiders	Jim Plunkett	33	18	303	43	3	1	L, 16-21
22.	10/30/83	@ Denver	Steve DeBerg	41	21	350	46t	1	0	L, 24-27
23.	9/9/84	@ Cincinnati	Ken Anderson	37	24	310	35	0	0	W, 27-22
24.	9/16/84	L.A. Raiders	Jim Plunkett	47	28	313	42	1	4	L, 20-22
25.	11/25/84	@ N.Y. Giants	Phil Simms	41	24	343	31	2	3	L, 27-28
26.	12/16/84	@ San Diego	Ed Luther	44	24	333	43	1	0	W, 42-21
27.	9/12/85	L.A. Raiders	Jim Plunkett	48	34	303	30	2	2	W, 36-20
28.	10/13/85	@ San Diego	Mark Hermann	36	26	320	39t	2	0	L, 20-31
29.	12/14/85	@ Denver	John Elway	37	22	301	48	1	5	L, 13-14
30.	12/22/85	San Diego	Mark Herrmann	58	37	362	25	3	3	W, 38-34
31.	12/21/86	@ Pittsburgh	Mark Malone	43	22	351	38	0	1	W, 24-19
32.	12/6/87	@ Cincinnati	Boomer Esiason	44	28	368	26	2	0	L, 27-30 OT
33.	12/13/87	L.A. Raiders	Marc Wilson	38	22	339	42	0	3	W, 16-10
34.	12/24/89	@ Miami	Dan Marino	47	28	339	35	3	1	W, 27-24
35.	11/11/90	Seattle	Dave Krieg	23	16	306	54t	2	0	L, 16-17
36.	12/9/90	Denver	John Elway	36	24	328	27	2	1	W, 37-7
37.	12/16/90	Houston	Warren Moon	45	27	527	87t	3	0	L, 10-27
38.	11/10/91	@ L.A. Rams	Jim Everett	37	26	329	27	3	1	W, 27-20
39.	10/4/92	@ Denver	John Elway	38	23	311	48	2	0	L, 19-20
40.	9/20/93	Denver	John Elway	45	28	300	36	1	1	W, 15-7
41.	10/31/93	@ Miami	Scott Mitchell	33	22	344	77t	3	0	L, 10-30
42.	9/4/94	@ New Orleans	Jim Everett	37	26	326	30	2	2	W, 30-17
43.	10/1/95	@ Arizona	Dave Krieg	41	25	308	35	0	1	W, 24-3
44.	10/9/95	San Diego	Stan Humphries	34	24	315	45	1	0	W, 29-23 OT
45.	10/7/96	Pittsburgh	Mike Tomczak	32	20	338	45	0	1	L, 7-17
46.	11/10/96	Green Bay	Brett Favre	49	27	314	49	2	1	W, 27-20
47.	9/21/97	@ Carolina	Kerry Collins	47	24	328	36	1	4	W, 35-14
48.	12/6/98	@ Denver	John Elway	32	22	400	58	2	1	L, 31-35
49.	10/10/99	New England	Drew Bledsoe	45	23	334	49t	2	2	W, 16-14
50.	1/2/00	Oakland	Rich Gannon	47	25	324	42	3	2	L, 38-41 OT
51.	9/9/01	Oakland	Rich Gannon	46	31	341	33t	2	1	L, 24-27
52.	9/8/02	@ Cleveland	Kelly Holcomb	39	27	326	44t	3	0	W, 40-39
53.	915/02	Jacksonville	Mark Brunell	36	25	320	79t	2	0	L, 16-23
54.	9/22/02	@ New England	Tom Brady	54	39	410	38t	4	1	L, 38-41 OT
55.	9/29/02	Miami	Jay Fiedler	45	29	310	38	1	4	W, 48-30
56.	10/13/02	@ San Diego	Drew Brees	41	28	319	29	2	2	L, 34-35
57.	10/20/02	Denver	Brian Griese	50	30	376	82t	2	0	L, 34-37 OT
58.	10/27/02	Oakland	Rich Gannon	55	35	334	25	1	1	W, 20-10
59.	11/24/02	@ Seattle	Matt Hasselbeck	36	25	362	44	3	0	L, 32-39
60.	9/14/03	Pittsburgh	Tommy Maddox	47	28	336	50	1	3	W, 41-20
61.	10/31/04	Indianapolis	Peyton Manning	44	25	472	56t	5	1	W, 45-35
62.	11/22/04	New England	Tom Brady	26	17	315	48	1	0	L, 19-27
63.	11/28/04	San Diego	Drew Brees	37	28	378	65	2	0	L, 31-34
64.	12/5/04	@ Oakland	Kerry Collins	41	27	343	51t	3	0	W, 34-27
65.	12/13/04	@ Tennessee	Billy Volek	43	29	426	42t	4	0	W, 49-38
66.	10/2/05	Philadelphia	Donovan McNabb	48	33	369	34	3	1	L, 31-37
67.	10/16/05	Washington	Mark Brunell	41	25	331	78t	3	0	W, 28-21
68.	10/30/05	@ San Diego	Drew Brees	43	25	324	35t	3	1	L, 20-28
69.	12/11/05	@ Dallas	Drew Bledsoe	34	22	332	71t	3	0	L, 28-31
70.	11/5/06	@ St. Louis	Marc Bulger	42	31	354	33	1	0	W, 31-17
71.	10/14/07	Cincinnati	Carson Palmer	43	26	320	42t	2	2	W, 27-20
72.	11/4/07	Green Bay	Brett Favre	34	24	360	60t	2	2	L, 22-33
73.	9/28/08	Denver	Jay Cutler	49	29	361	40	1	2	W, 33-19
74.	11/2/08	Tampa Bay	Jeff Garcia	43	31	339	29	1	1	L, 27-30 OT
75.	11/9/08	@ San Diego	Philip Rivers	36	27	316	31	2	2	L, 19-20
76.	12/14/08	San Diego	Philip Rivers	48	34	346	42	2	1	L, 21-22
77.	9/13/09	@ Baltimore	Joe Flacco	43	26	307	31	3	1	L, 24-38
78.	9/27/09	@ Philadelphia	Kevin Kolb	34	24	327	64	2	0	L, 14-34
79.	10/11/09	Dallas	Tony Romo	34	20	351	60	2	0	L, 20-26 OT
80.	11/22/09	Pittsburgh	Ben Roethlisberger	42	32	398	41	3	2	W, 27-24 OT
81.	11/29/09	@ San Diego	Philip Rivers	28	21	317	53	2	0	L, 14-43
82.	1/3/10	@ Denver	Kyle Orton	56	32	431	44	1	3	W, 44-24
83.	10/17/10	@ Houston	Matt Shaub	33	25	305	44	2	0	L, 31-35
84.	10/31/11	San Diego	Philip Rivers	41	26	369	39	0	2	W, 23-20 OT
85.	10/14/12	@ Tampa Bay	Josh Freeman	26	15	328	62t	3	1	L, 10-28
86.	12/30/12	@ Denver	Peyton Manning	29	23	304	36t	3	0	L, 3-38
87.	11/17/13	@ Denver	Peyton Manning	40	24	323	70	1	0	L, 17-27
88.	11/24/13	San Diego	Philip Rivers	39	27	392	60	3	0	L, 38-41
89.	12/1/13	Denver	Peyton Manning	35	22	403	77	5	2	L, 28-35
90.	9/28/15	@ Green Bay	Aaron Rodgers	35	24	333	52	5	0	L, 28-38
91.	10/4/15	@ Cincinnati	Andy Dalton	24	17	321	55	1	0	L, 21-36
92.	10/2/16	@ Pittsburgh	Ben Roethlisberger	27	22	300	47	5	0	L, 14-43
93.	10/23/16	New Orleans	Drew Brees	48	37	367	30	3	1	W, 27-21
94.	11/20/16	Tampa Bay	Jameis Winston	39	24	331	21	1	0	L, 17-19
95.	11/27/16	@ Denver	Trevor Semian	34	20	368	76t	3	0	W, 30-27 OT
96.	9/17/17	Philadelphia	Carson Wentz	46	25	333	53	2	1	W, 27-20
97.	10/19/27	@ Raiders	Derek Carr	52	29	417	45t	3	0	L, 30-31
98.	12/3/17	@ N.Y. Jets	Josh McCown	36	26	331	51	1	0	L, 31-38
99.	9/9/18	@ L.A. Chargers	Philip Rivers	51	31	424	30	3	1	W, 38-28
100.	9/16/18	@ Pittsburgh	Ben Roethlisberger	60	39	452	46	3	0	W, 42-37
101.	10/7/18	Jacksonville	Blake Bortles	61	33	430	38	1	4	W, 30-14
102.	10/14/18	@ New England	Tom Brady	35	24	340	42	1	0	L, 40-43
103.	11/19/18	@ L.A. Rams	Jared Goff	49	31	413	40t	4	0	L, 54-51
104.	12/13/18	L.A. Chargers	Philip Rivers	38	26	313	38	2	2	L, 28-29
105.	10/27/19	Green Bay	Aaron Rodgers	33	23	305	67t	4	0	L, 24-31
106.	11/18/19	@ L.A. Chargers	Philip Rivers	52	28	353	50	1	4	W, 24-17
107.	9/20/20	@ L.A. Chargers	Justin Herbert	33	22	311	35	1	1	W, 23-20 OT
108.	10/11/20	Las Vegas	Derek Carr	31	22	347	72t	3	1	L, 32-40
109.	11/8/20	Carolina	Teddy Bridgewater	49	36	310	28	2	0	W 33-31
110.	11/29/20	@ Tampa Bay	Tom Brady	41	27	345	48	3	2	W, 27-24
111.	12/13/20	@ Miami	Tua Tagovailoa	48	28	316	29t	2	1	W, 33-27
112.	12/27/20	Atlanta	Matt Ryan	35	27	300	54	2	0	W, 17-14
113.	1/3/21	LA.. Chargers	Justin Herbert	31	22	302	48t	3	0	L, 21-38
114.	9/12/21	Cleveland	Baker Mayfield	28	21	321	45	0	1	W, 33-29
115.	10/3/21	@ Philadelphia	Jalen Hurts	48	32	387	37	2	0	W, 42-30
116.	10/10/21	Buffalo	Josh Allen	26	15	315	61	3	0	L, 20-38
117.	1/22/22	@ Cincinnati	Joe Burrow	39	30	446	72t	4	0	L, 31-34
118.	9/15/22	L.A. Chargers	Justin Herbert	48	33	334	39	3	1	W, 27-24
119.	10/2/22	@ Tampa Bay	Tom Brady	52	39	385	30	3	0	W, 41-31
120.	10/16/22	Buffalo	Josh Allen	40	27	329	34t	3	0	L, 20-24
121.	10/23/22	@ San Francisco	Jimmy Garoppolo	37	25	303	34	2	1	W, 44-23
122.	11/29/24	Las Vegas	Aidan O'Connell	35	23	340	58	2	0	W, 19-17
123.	1/5/2025	@ Denver	Bo Nix	29	26	321	47	4	0	L, 0-38
124.	9/5/25	@ L.A. Chargers	Justin Herbert	34	25	318	33	3	0	L, 21-27
125.	11/27/25	@ Dallas	Dak Prescott	39	27	320	51	2	1	L, 28-31

Note: The Chiefs are 55-68-1 (.443) in games when allowing a 300-yard passer.

Career 300-Yard Passing Games

	Player	300-Yard Games
1.	Philip Rivers	8
2t.	Tom Brady	5
	John Elway	5
4t.	Drew Brees	4
	Peyton Manning	4
	Justin Herbert	4
7t.	Rich Gannon	3
	Jim Plunkett	3
	Ben Roethlisberger	3
10t.	Josh Allen	2
	Drew Bledsoe	2
	Mark Brunell	2
	Kerry Collins	2
	Derek Carr	2
	Jim Everett	2
	Dave Krieg	2
	Brett Favre	2
	Mark Herrmann	2
	Charley Johnson	2
	Jack Kemp	2
	Joe Namath	2
	Babe Parilli	2
	Aaron Rodgers	2
24.	Aidan O'Connell	1
	Bo Nix	1

ALL-TIME MISCELLANEOUS SCORES

All-Time Defensive Scores

Date		Opponent	Defensive Score	Result
10/9/60		Oakland	David Webster, 80-yard INT return	L, 19-20
11/6/60	@	Buffalo	David Webster, 14-yard fumble return	W, 45-28
			Don Flynn, 25-yard INT return	
11/13/60		Denver	David Webster, 39-yard INT return	W, 34-7
12/11/60		Boston	Duane Wood, 66-yard INT return	W, 34-0
12/10/61		Denver	Sherrill Headrick, 31-yard INT return	W, 49-21
12/17/61		N.Y. Titans	Sherrill Headrick, 56-yard INT return*	W, 35-24
			*(20 yards by Doyle Nix who lateralled to Headrick for 56 yards)	
9/7/63	@	Denver	Sherrill Headrick, 38-yard INT return	W, 59-7
9/22/63	@	Buffalo	Safety, Willie West tackled in end zone	T, 27-27
12/22/63		N.Y. Jets	Jerry Mays, 58-yard fumble return	W, 48-0
10/4/64		Houston	Bobby Hunt, 29-yard INT return	W, 28-7
10/18/64		Buffalo	Bobby Bell, 20-yard fumble return	L, 22-35
11/15/64		San Diego	Abner Haynes, fumble recovery in end zone	L, 14-28
10/3/65		Boston	Bobby Bell, 38-yard INT return	W, 27-17
			Willie Mitchell, 37-yard INT return	
9/25/66	@	Boston	Johnny Robinson, 28-yard INT return	W, 43-24
10/16/66		Oakland	Bobby Bell, 7-yard fumble return	L, 13-34
10/30/66		Houston	Willie Mitchell, 60-yard INT return*	W, 48-23
			*(18 yards by Johnny Robinson who lateralled to Mitchell for 60 yards)	
9/9/67	@	Houston	Bobby Bell, 32-yard INT return	W, 25-20
11/5/67		N.Y. Jets	Willie Mitchell, 27-yard INT return	W, 42-18
11/12/67	@	Boston	Emmitt Thomas, 57-yard INT return	W, 23-10
11/23/67		Oakland	Safety, Holding in end zone	L, 22-44
12/10/67	@	N.Y. Jets	Fred Williamson, 77-yard INT return	W, 21-7
9/28/68	@	Miami	Jim Lynch, 22-yard INT return	W, 48-3
12/8/68	@	San Diego	Willie Lanier, 75-yard INT return	W, 40-3
			Safety, Buck Buchanan tackled Jon Brittenum	
10/5/69	@	Denver	Jim Kearney, 60-yard INT return	W, 26-13
10/26/69		Cincinnati	Goldie Sellers, 19-yard fumble return	W, 42-22
11/27/69		Denver	Emmitt Thomas, 45-yard INT return	W, 31-17
9/28/70	@	Baltimore	Johnny Robinson, 46-yard fumble return	W, 44-24
11/8/70		Houston	Bobby Bell, 45-yard INT return	W, 24-9
10/3/71	@	Denver	Aaron Brown, 68-yard INT return	W, 16-3
10/18/71		Pittsburgh	Emmitt Thomas, 32-yard INT return	W, 38-16
12/19/71		Buffalo	Bobby Bell, 26-yard INT return	W, 22-9
10/1/72	@	Denver	Jim Kearney, 43-yard INT return	W, 45-24
			Jim Kearney, 32-yard INT return	
11/12/72	@	Pittsburgh	Jim Kearney, 65-yard INT return	L, 7-16
12/3/72		Denver	Jim Kearney, 29-yard INT return	W, 24-21
			Bobby Bell, 61-yard INT return	
9/30/73		Oakland	Willie Lanier, 17-yard INT return	W, 16-3
11/18/73		Houston	John Lohmeyer, 19-yard fumble return	W, 38-14
9/15/74		N.Y. Jets	Emmitt Thomas, 38-yard INT return	W, 24-16
			Marvin Upshaw, 52-yard INT return	
9/22/74	@	Oakland	Wilbur Young, 52-yard INT return	L, 7-27
10/6/74		Denver	Bobby Bell, 28-yard INT return	L, 14-17
11/18/74	@	Denver	Safety, Willie Lanier tackled Otis Armstrong	W, 42-34
12/14/74		Minnesota	Emmitt Thomas, 73-yard INT return	L, 15-35
11/10/75	@	Dallas	John Matuszak, fumble recovery in end zone	W, 35-31
10/31/76	@	Tampa Bay	Safety, John Lohmeyer tackled Steve Spurrier	W, 28-19
10/23/77	@	San Diego	Tim Gray, 15-yard fumble return	W, 21-16
11/27/77	@	Houston	Willie Lee, 10-yard fumble return	L, 20-34
12/11/77		Seattle	Gary Barbaro, 102-yard INT return	L, 31-34
12/18/77	@	Oakland	Tim Gray, 14-yard fumble return	L, 20-21
			Tim Collier, 100-yard INT return	
9/23/79		Oakland	Gary Barbaro, 70-yard INT return	W, 35-7
10/5/80	@	Oakland	Gary Spani, 16-yard fumble return	W, 31-17
			Whitney Paul, 32-yard fumble return	
10/12/80		Houston	Gary Spani, 47-yard INT return	W, 21-20
11/9/80	@	Seattle	Frank Manumaleuga, 22-yard INT return	W, 31-20
12/7/80		Denver	Thomas Howard, 3-yard fumble return	W, 31-14
9/6/81	@	Pittsburgh	Thomas Howard, 65-yard fumble return	W, 37-33
10/18/81		Denver	Whitney Paul, 47-yard fumble return	W, 28-14
10/25/81	@	Oakland	Gary Spani, 91-yard fumble return	W, 28-17
11/22/81		Seattle	Lloyd Burruss, 46-yard INT return	W, 40-13
12/19/82	@	Denver	Eric Harris, 56-yard INT return	W, 37-16
			Gary Barbaro, 43-yard INT return	
1/2/83		N.Y. Jets	Gary Green, 42-yard INT return*	W, 37-13
			*(5 yards by Thomas Howard who lateralled to Green for 42 yards)	
10/2/83		St. Louis	Charles Jackson, 37-yard fumble recovery	W, 38-14
10/16/83		N.Y. Giants	Durwood Roquemore, 42-yard INT return	W, 38-17
12/18/83		Denver	Lucious Smith, 58-yard INT return	W, 48-17
9/16/84		L.A. Raiders	Kevin Ross, 71-yard INT return	L, 20-22
12/9/84		Seattle	Scott Radecic, 19-yard INT return	W, 34-7
9/12/85		L.A. Raiders	Albert Lewis, fumble recovery in end zone	W, 36-20
11/10/85		Pittsburgh	Deron Cherry, 47-yard INT return	L, 28-36
9/21/86		Houston	Greg Hill, 26-yard INT return	W, 27-13
10/19/86		San Diego	Lloyd Burruss, 56-yard INT return	W, 42-41
			Lloyd Burruss, 47-yard INT return	
12/7/86		Denver	Lloyd Burruss, 72-yard INT return	W, 37-10
11/18/87		Pittsburgh	Bill Maas, 6-yard fumble return	L, 16-17
11/6/88	@	Denver	Safety, Dino Hackett tackled Tony Dorsett	L, 11-17
10/29/89	@	Pittsburgh	Bill Maas, 4-yard fumble return	L, 17-23
11/19/89	@	Cleveland	Neil Smith, 3-yard fumble return	T, 10-10
9/23/90	@	Green Bay	Stan Petry, 33-yard INT return	W, 17-3
10/14/90		Detroit	Safety, Bill Maas tackled Bob Gagliano	W, 43-24
11/11/90		Seattle	Dan Saleaumua fumble recovery in end zone	L, 17-16
10/13/91		Miami	Chris Martin, 100-yard fumble return	W, 42-7
11/10/91	@	L.A. Rams	Derrick Thomas, 23-yard fumble return	W, 27-20
11/24/91	@	Cleveland	Safety, Dan Saleaumua tackled Bernie Kozar	L, 15-20
9/6/92	@	San Diego	Kevin Ross, 99-yard INT return	W, 24-10
9/13/92		Seattle	Lonnie Marts, 36-yard INT return	W, 26-7
9/28/92		L.A.Raiders	Charles Mincy, 25-yard INT return	W, 27-7
11/22/92	@	Seattle	Neil Smith, 22-yard INT return	W, 24-14
12/13/92		New England	Charles Mincy, 30-yard fumble return	W, 27-20
12/27/92		Denver	Charles Mincy, 32-yard INT return*	W, 42-20
			*(0 yards by Bennie Thompson who lateralled to Mincy for 32 yards)	
			Dale Carter, 36-yard INT return	
			Derrick Thomas, fumble recovery in end zone	
11/8/93		Green Bay	Dan Saleaumua, 16-yard fumble return	W, 23-16
12/5/93	@	Seattle	Derrick Thomas, 86-yard fumble return	W, 31-16
9/11/94		San Francisco	Safety, Derrick Thomas tackled Steve Young	W, 24-17
12/24/94	@	L.A. Raiders	Mark Collins, 78-yard INT return	W, 19-9
			Safety, team (penalty in end zone)	
9/17/95		Oakland	James Hasty, 64-yard INT return	W, 23-17 OT
11/19/95		Houston	Mark Collins, 34-yard fumble return	W, 20-13
12/3/95	@	Oakland	Brian Washington, 74-yard INT return	W, 29-23
12/17/95		Denver	Vaughn Booker, 14-yard fumble return	W, 20-17
9/8/96		Oakland	James Hasty, 80-yard fumble return	W, 19-3
			Safety, Dan Saleaumua tackled Barrett Robbins	
9/8/97	@	Oakland	Darren Anderson, 55-yard INT return	W, 28-27
9/21/97	@	Carolina	Mark McMillian, 62-yard INT return	W, 35-14
11/30/97		San Francisco	Mark McMillian, 12-yard INT return	W, 44-9
			Safety, Joe Phillips tackled Terry Kirby	
12/14/97	@	San Diego	Mark McMillian, 87-yard INT return	W, 29-7
			Safety, Derrick Thomas sacked Todd Philcox	
9/6/98		Oakland	Safety, Derrick Thomas sacked Jeff George	W, 28-8
12/26/98	@	Oakland	Derrick Thomas, 44-yard fumble return	W, 31-24
9/12/99	@	Chicago	Donnie Edwards, 79-yard fumble return	L, 17-20
10/21/99	@	Baltimore	Reggie Tongue, 46-yard INT return	W, 35-8
			James Hasty, 56-yard INT return	
10/31/99		San Diego	Reggie Tongue, 7-yard fumble return	W, 34-0
11/28/99	@	Oakland	Cris Dishman, 47-yard INT return	W, 37-34
			Cris Dishman, 40-yard fumble return	
12/12/99		Minnesota	Eric Hicks, 44-yard fumble return	W, 31-28
12/18/99		Pittsburgh	Donnie Edwards, 28-yard INT return	W, 35-19
1/2/00		Oakland	James Hasty, 34-yard INT return	L, 38-41 OT
9/10/00	@	Tennessee	Donnie Edwards, 42-yard INT return	L, 14-17 OT
11/26/00	@	San Diego	Marcus Patton, 24-yard INT return	L, 16-17
9/9/01		Oakland	Eric Warfield, 51-yard INT return	L, 24-27
12/8/02		St. Louis	Duane Clemons, 42-yard fumble return	W, 49-10
9/14/03		Pittsburgh	Jerome Woods, 46-yard INT return	W, 41-20
9/21/03	@	Houston	Shaunard Harts, 39-yard INT return	W, 42-14
10/12/03	@	Green Bay	Jerome Woods, 79-yard INT return	W, 40-34 OT
9/19/04		Carolina	Eric Warfield, 43-yard INT return	L, 17-28
12/13/04	@	Tennessee	Kawika Mitchell, 39-yard fumble return	W, 49-38
10/16/05		Washington	Sammy Knight, 80-yard fumble return	W, 28-21
11/20/05	@	Houston	Eric Warfield, 57-yard INT return	W, 45-17
9/30/07	@	San Diego	Tyron Brackenridge, 50-yard fumble return	W, 30-16
10/26/08	@	N.Y. Jets	Brandon Flowers, 91-yard INT return	L, 24-28
12/7/08	@	Denver	Maurice Leggett, 27-yard INT return	L, 17-24
10/18/09	@	Washington	Safety, Tamba Hali sacked Todd Collins	W, 14-6
1/3/10	@	Denver	Derrick Johnson, 45-yard INT return	W, 44-24
			Derrick Johnson, 60-yard INT return	
9/19/10	@	Cleveland	Brandon Flowers, 33-yard INT return	W, 16-14
10/24/10		Jacksonville	Derrick Johnson, 15-yard INT return	W, 42-20
12/26/10		Tennessee	Eric Berry, 54-yard INT return	W, 34-14
10/23/11	@	Oakland	Kendrick Lewis, 59-yard INT return	W, 28-0
			Brandon Flowers, 58-yard INT return	
9/23/12	@	New Orleans	Safety, Justin Houston sacked Drew Brees	W, 27-24 OT
9/8/13	@	Jacksonville	Tamba Hali, 10-yard INT return	W, 28-2
9/19/13	@	Philadelphia	Eric Berry, 38-yard INT return	W, 26-16
10/13/13		Oakland	Husain Abdullah, 44-yard INT return	W, 24-7
11/3/13	@	Buffalo	Tamba Hali, 11-yard fumble return	W, 23-13
			Sean Smith, 100-yard INT return	
12/15/13	@	Oakland	Eric Berry, 47-yard INT return	W, 56-31
9/29/14		New England	Husain Abdullah, 30-yard INT return	W, 41-14
9/17/15		Broncos	Marcus Peters, 55-yard INT return	L, 31-24
10/11/15		Chicago	Ramik Wilson, 0-yard opponent fumble return	L, 18-17
11/22/15	@	San Diego	Justin Houston, 17-yard INT return	W, 33-3
12/6/15	@	Oakland	Tyvon Branch, 38-yard INT return	W, 34-20
12/20/15	@	Baltimore	Tyvon Branch, 73-yard fumble return	W, 34-14
			Marcus Peters, 90-yard INT return	
1/3/16		Oakland	D.J. Alexander, safety	W, 23-17
9/25/16		N.Y. Jets	Derrick Johnson, 55-yard INT return	W, 24-3
10/23/16		New Orleans	Daniel Sorensen, 48-yard INT return	W, 27-21
11/13/16	@	Carolina	Eric Berry, 42-yard INT return	W, 20-17
11/27/16	@	Denver	Safety, R.Okung recovered fumble, gave himself up in endzone	W, 30-27 OT

12/4/16	@	Atlanta	Eric Berry, 37-yard INT return	W, 29-27
10/2/17		Washington	Justin Houston, 13-yard fumble return	W, 29-20
10/30/17		Denver	Marcus Peters, 45-yard fumble return	W, 29-19
12/31/17	@	Denver	Ramik Wilson, 11-yard fumble return	W, 27-24
10/7/18		**Jacksonville**	**Chris Jones, 20-yard INT return**	**W, 30-14**
10/21/18		Cincinnati	Ron Parker, 33-yard INT return	W, 45-10
11/19/18	@	L.A. Rams	Allen Bailey, 2-yard fumble return	L, 54-51
12/30/18		Oakland	Daniel Sorensen, 54-yard INT return	W, 35-3
9/29/19	@	Detroit	Bashaud Breeland, 100-yard fumble return	W, 34-30
10/17/19	@	Denver	Reggie Ragland, 5-yard fumble return	W, 30-6
12/1/19		Oakland	Juan Thornhill, 46-yard INT return	W, 40-9
10/5/20		New England	Tyrann Mathieu, 25-yard INT return	W, 26-10
10/25/20	@	Denver	Daniel Sorensen, 50-yard INT return	W, 43-16
12/13/20	**@**	**Miami**	**Safety, Chris Jones sacked Tua Tagovailoa**	**W, 33-27**
9/19/21	@	Baltimore	Tyrann Mathieu, 34-yard INT return	L, 35-36
12/5/21		Denver	Daniel Sorensen, 75-yard INT return	W, 22-9
12/12/21		Las Vegas	Mike Hughes, 23-yard fumble return	W, 48-9
1/8/22	**@**	**Denver**	**Nick Bolton, 86-yard fumble return**	**W, 28-24**
9/15/22		**L.A. Chargers**	**Jaylen Watson, 99-yard INT return**	**W, 27-24**
10/23/22	@	San Francisco	Safety, Frank Clark sacked Jimmy Garoppolo	W, 44-23
12/11/22	**@**	**Denver**	**Willie Gay, 47-yard INT return**	**W, 34-28**
11/5/23		**Miami***	**Bryan Cook, 59-yard fumble return**	**W, 21-14**
1/7/24	**@**	**L.A. Chargers**	**Mike Edwards, 97-yard fumble return**	**W, 13-12**
9/15/24		**Bengals**	**Chamarri Conner, 38-yard fumble return**	**W, 26-25**

*Game inFrankfurt, Germany

Notes: The Chiefs are 133-31-2 (.804) in games when producing a defensive score (TD or safety).

The Chiefs are 121-28-1 (.810) in games with a def. TD and 16-3-1 (.825) in games with a def. safety.

All-Time Special Teams Scores

Date		Opponent	Special Teams Score	Result
12/11/60		Boston	Johnny Robinson, 62-yard punt return	W, 34-0
10/15/61	@	Buffalo	Abner Haynes, 88-yard kickoff return	L, 24-27
9/7/63	@	Denver	Dave Grayson, 99-yard kickoff return	W, 59-7
12/8/63		Denver	Duane Wood, 18-yard blocked punt return	W, 52-21
12/19/65		Denver	Willie Mitchell, 71-yard punt return	W, 45-35
9/11/66	@	Buffalo	Mike Garrett, 79-yard punt return	W, 42-20
11/20/66		Boston	Frank Pitts, 21-yard blocked punt return	T, 27-27
12/17/67	@	Denver	Noland Smith, 106-yard kickoff return	W, 38-24
9/15/68		N.Y. Jets	Noland Smith, 80-yard punt return	L, 19-20
11/17/68		Boston	Goldie Sellers, 76-yard punt return	W, 31-17
9/28/69	@	Cincinnati	Goldie Sellers, 20-yard return on fumbled kickoff	L, 19-24
10/12/69		Houston	George Daney, 5-yard return on fumbled punt attempt	W, 24-0
11/27/69		Denver	Bobby Bell, 53-yard kickoff return	W, 31-17
12/17/78	@	Seattle	Safety, Ed Beckman forces Herman Weaver out of EZ	L, 19-23
9/16/79	@	Houston	J.T. Smith, 55-yard punt return	L, 6-20
9/23/79		Oakland	J.T. Smith, 88-yard punt return	W, 35-7
11/23/80	@	St. Louis	J.T. Smith, 75-yard punt return	W, 21-13
12/21/80	@	Baltimore	J.T. Smith, 53-yard punt return	W, 38-28
9/19/82		San Diego	Dave Klug, blocked punt recovery in end zone	W, 19-12
9/7/86		Cincinnati	Deron Cherry, blocked punt recovery in end zone	W, 24-14
10/19/86		San Diego	Kevin Ross, 21-yard return on fumbled kickoff	W, 42-41
12/21/86	@	Pittsburgh	Deron Cherry, blocked punt recovery in end zone	W, 24-19
			Boyce Green, 97-yard kickoff return	
			Lloyd Burruss, 78-yard blocked field goal return	
9/13/87		San Diego	Paul Palmer, 95-yard kickoff return	W, 20-13
*10/4/87	@	L.A. Raiders	Bob Harris, 23-yard blocked punt retun	L, 17-35
*10/18/87		Denver	Jitter Fields, 85-yard punt return	L, 17-26
12/6/87	@	Cincinnati	Kevin Ross, 65-yard blocked field goal return	L, 27-30 OT
12/27/87		Seattle	Paul Palmer, 92-yard kickoff return	W, 41-20
11/13/88		Cincinnati	Safety, Albert Lewis, blocked punt out of end zone	W, 31-28
10/22/89		Dallas	Safety, Rob McGovern, blocked punt out of end zone	W, 36-28
11/26/89		Houston	Jayice Pearson, 1-yard blocked punt return	W, 34-0
9/30/90		Cleveland	Chris Martin, 19-yard blocked punt return	W, 34-0
			Kevin Ross, 13-yard blocked punt return	
9/6/92	@	San Diego	Dale Carter, 46-yard punt return	W, 24-10
11/22/92	@	Seattle	Dale Carter, 86-yard punt return	W, 24-14
12/19/92	@	N.Y. Giants	Tracy Rogers, blocked punt recovery in end zone	L, 21-35
1/2/94		Seattle	Albert Lewis, blocked punt recovery in end zone	W, 34-24
12/12/94	@	Miami	Jon Vaughn, 91-yard kickoff return	L, 28-45
9/3/95	@	Seattle	Tamarick Vanover, 99-yard kickoff return	W, 34-10
10/9/95		San Diego	Tamarick Vanover, 86-yard punt return	W, 29-23 OT
12/24/95		Seattle	Tamarick Vanover, 89-yard kickoff return	W, 26-3
10/27/96	@	Denver	Tamarick Vanover 97-yard kickoff return	L, 7-34
9/14/97		Buffalo	Tamarick Vanover, 94-yard kickoff return	W, 22-16
11/23/97	@	Seattle	Safety, Team blocked punt out of end zone	W, 19-14
12/21/97		New Orleans	Tamarick Vanover, 82-yard punt return	W, 25-13
12/5/99	@	Denver	Tamarick Vanover, 80-yard punt return	W, 16-10
1/2/00		Oakland	Tamarick Vanover, 84-yard punt return	L, 38-41 OT
10/22/00		St. Louis	Michael Cloud, 6-yard blocked punt return	W, 54-34
10/14/01		Pittsburgh	Safety, Mikhael Ricks blocked punt out of end zone	L, 17-20
12/1/02		Arizona	Dante Hall, 90-yard punt return	W, 49-0
12/8/02		St. Louis	Dante Hall, 88-yard kickoff return	W, 49-10
			Dante Hall, 86-yard punt return	
9/14/03		Pittsburgh	Dante Hall, 100-yard kickoff return	W, 41-20
9/21/03	@	Houston	Dante Hall, 73-yard punt return	W, 42-14
9/28/03	@	Baltimore	Dante Hall, 97-yard kickoff return	W, 17-10
10/5/03		Denver	Dante Hall, 93-yard punt return	W, 24-23
11/28/04		San Diego	Dante Hall, 96-yard kickoff return	L, 31-34
12/19/04		Denver	Dante Hall, 97-yard kickoff return	W, 45-17
10/2/05		Philadelphia	Dante Hall, 96-yard kickoff return	L, 31-37
10/1/06		San Francisco	Dante Hall, 60-yard punt return	W, 41-0
12/31/06		Jacksonville	Bernard Pollard, blocked punt recovery in end zone	W, 35-30
11/11/07		Denver	Safety, Bernard Pollard, blocked punt out of end zone	L, 11-27
11/30/08	@	Oakland	Maurice Leggett, 67-yard fumble return on fake field goal	W, 20-13
9/13/09	@	Baltimore	Jon McGraw, blocked punt recovery in end zone	L, 24-38
11/22/09		Pittsburgh	Jamaal Charles, 97-yard kickoff return	W, 27-24 OT
12/20/09		Cleveland	Andy Studebaker, fumbled punt snap recovery in end zone	L, 34-41
9/13/10		San Diego	Dexter McCluster, 84-yard punt return	W, 21-14
10/14/12	@	Tampa Bay	Edgar Jones, 11-yard fumble return after blocked punt	L, 10-38
9/29/13		N.Y. Giants	Dexter McCluster, 94-yard punt return	W, 21-14
10/6/13	@	Tennessee	Marcus Cooper, fumble recovery in end zone after punt	W, 45-10
12/1/13		Denver	Knile Davis, 108-yard kickoff return	L, 28-35
12/8/13	@	Washington	Dexter McCluster, 74-yard punt return	W, 45-10
			Quintin Demps, 95-yard kickoff return	
10/26/14		St. Louis	Knile Davis, 99-yard kickoff return	W, 34-7
12/14/14		Oakland	De'Anthony Thomas, 81-yard punt return	W 31-13
1/9/16	@	Houston	Knile Davis, 106-yard kick return	W, 30-0
9/25/16		N.Y. Jets	Demetrius Harris, 27-yard fumble recovery	W, 24-3
11/27/16		Denver	Tyreek Hill, 86-yard kickoff return	W, 30-27 OT
12/8/16		Oakland	Tyreek Hill, 78-yard punt return	W, 21-13
1/1/17	@	San Diego	Tyreek Hill, 95-yard punt return	W, 37-27
10/8/17	@	Houston	Tyreek Hill, 82-yard punt return	W, 42-34
9/9/18	@	L.A. Chargers	Tyreek Hill, 91-yard punt return	W, 38-28
12/29/19		L.A. Chargers	Mecole Hardman, 104-yard kickoff return	W, 31-21
10/25/20	@	Denver	Byron Pringle, 102-yard kickoff return	W, 43-16
12/13/20	@	Miami	Mecole Hardman, 67-yard punt return	W, 33-27

*Replacement Game

Notes: The Chiefs are 60-20-1 (.747) in games when producing a special teams score (TD or safety), 57-17-1 (.767) with a special teams touchdown and 3-3-0 (.500) with a special teams safety.

All-Time Shutouts

Date	Opponent	Score
9/25/60	L.A. Chargers	17-0
12/4/60	Houston	24-0
12/11/60	Boston	34-0
12/22/63	N.Y. Jets	48-0
9/24/67	@ Miami	24-0
10/8/67	Miami	41-0
9/21/69	@ Boston	31-0
10/12/69	Houston	24-0
12/6/70	Denver	16-0
11/4/73	@ San Diego	19-0
11/26/78	San Diego	23-0
9/2/79	Baltimore	14-0
10/11/81	Oakland	27-0
11/26/89	Houston	34-0
9/30/90	Cleveland	34-0
12/7/97	Oakland	30-0
10/31/99	San Diego	34-0
12/1/02	Arizona	49-0
10/1/06	San Francisco	41-0
10/23/11	@ Oakland	28-0
10/19/25	Las Vegas	31-0

All-Time Opponent Shutouts

Date	Opponent	Score

12/1/63	@ N.Y. Jets	0-17
11/7/76	Pittsburgh	0-45
12/16/79	@ Tampa Bay	0-3
9/23/84	@ Denver	0-21
11/4/84	@ Seattle	0-45
9/22/85	@ Miami	0-31
10/20/85	@ L.A. Rams	0-16
*10/11/87	@ Miami	0-42
9/12/93	@ Houston	0-30
9/25/94	L.A. Rams	0-16
12/28/02	@ Oakland	0-24
10/5/08	@ Carolina	0-34
12/12/10	@ San Diego	0-31
12/16/12	@ Oakland	0-15

Notes: The Chiefs have produced 20 all-time shutouts, including 16 at home and nine at GEHA Field at Arrowhead Stadium. Kansas City has been shutout at home only twice.
* Replacement Game

All-Time Two-Point Conversions

Date	Opponent	Two-Point Play	Result
11/24/60	@ N.Y. Titans	Curley Johnson pass from Hunter Enis	L, 35-41
9/24/61	@ Oakland	Jack Spikes run	W, 42-35
10/1/61	Houston	Bo Dickinson pass from Randy Duncan	W, 26-21
11/26/61	Oakland	Bo Dickinson pass from Randy Duncan	W, 43-11
9/22/63	@ Buffalo	Chris Burford pass from Len Dawson	T, 27-27
12/13/64	@ San Diego	Curtis McClinton pass from Len Dawson	W, 49-6
10/24/65	@ Houston	Jerrel Wilson pass from Len Dawson Pete Beathard run	L, 36-38
12/12/65	@ Buffalo	Reg Carolan pass from Len Dawson	L, 25-34
9/18/66	@ Oakland	Fred Arbanas pass from Len Dawson	W, 32-10
11/13/66	Miami	Jerrel Wilson pass from Len Dawson	W, 34-16
9/9/67	@ Houston	Reg Carolan pass from Len Dawson	W, 25-20
11/5/67	N.Y Jets	Curtis McClinton pass from Len Dawson	W, 42-18
9/11/94	San Francisco	J.J. Birden pass from Joe Montana	W, 24-17
10/23/94	Seattle	Marcus Allen run	W, 38-23
12/4/94	Denver	Willie Davis pass from Steve Bono	L, 17-20 OT
10/26/97	@ St. Louis	Tamarick Vanover pass from Elvis Grbac Tony Gonzalez pass from Elvis Grbac	W, 28-20
10/14/01	Pittsburgh	Tony Gonzalez pass from Trent Green	L, 17-20
10/25/01	Indianapolis	Trent Green run	L, 28-35
1/6/02	@ Seattle	Eddie Kennison pass from Trent Green	L, 18-21
11/24/02	@ Seattle	Trent Green run	L, 32-39
11/28/04	San Diego	Eddie Kennison pass from Trent Green	L, 31-34
10/16/05	Washington	Marc Boerigter pass from Trent Greeen	W, 28-21
10/29/06	Seattle	Tony Gonzalez pass from Damon Huard	W, 35-28
11/4/07	Green Bay	Priest Holmes run	L, 22-33
9/14/08	Oakland	Mike Cox pass from Tyler Thigpen	L, 8-23
11/8/09	@ Jacksonville	Jamaal Charles pass from Matt Cassel	L, 21-24
9/28/15	**@ Green Bay**	**Travis Kelce pass from Alex Smith**	**L, 38-28**
12/6/15	**@ Oakland**	**Travis Kelce pass from Alex Smith**	**W, 34-20**
11/13/16	**@ Carolina**	**Travis Kelce pass from Alex Smith**	**W, 20-17**
11/27/16	@ Denver	Demetrius Harris from Alex Smith	W, 30-27
12/23/18	**@ Seattle**	**Patrick Mahomes run**	**L, 31-38**
12/15/19	Denver	Sammy Watkins pass from Patrick Mahomes	W, 23-3
9/20/20	@ L.A. Chargers	Mecole Hardman pass from Patrick Mahomes	W, 23-20 OT
10/11/20	Las Vegas	Darrel Williams pass from Patrick Mahomes	L, 32-40
12/20/20	**@ New Orleans**	**Travis Kelce pass from Patrick Mahomes**	**W, 32-29**
12/16/21	**@ L.A. Chargers**	**Clyde Edwards-Helaire pass from Patrick Mahomes**	**W, 34-28 OT**
1/8/22	**@ Denver**	**Patrick Mahomes run**	**W, 28-24**
9/25/22	**@ Indianapolis**	**Travis Kelce pass from Patrick Mahomes**	**L, 17-20**
11/6/22	**Tennessee**	**Patrick Mahomes run**	**W, 20-17 OT**
12/18/22	@ Houston	Jerick McKinnon pass from Patrick Mahomes	W, 30-24 OT
11/2/25	**@ Buffalo**	**Travis Kelce pass from Patrick Mahomes**	**L, 21-28**
11/23/25	**Indianapolis**	**Rashee Rice pass from Patrick Mahomes**	**W, 23-20 OT**

Year-By-Year Two Point Conversions/Attempts

1960	1/2
1961	3/4
1962	0/1
1963	1/2
1964	1/3
1965	3/3
1966	2/3
1967	2/3
1968	0/0
1969	0/2
1994	3/4
1995	0/3
1996	0/1
1997	2/6
1998	0/1
1999	0/2
2000	0/4
2001	3/6
2002	1/3
2003	0/3
2004	1/2
2005	1/1
2006	1/1
2007	1/3
2008	1/4
2009	1/2
2010	0/2
2011	0/0
2012	0/1
2013	0/0
2014	0/1
2015	2/4
2016	2/2
2017	0/2
2018	1/1
2019	1/2
2020	3/3
2021	2/3
2022	3/5
2023	0/1
2024	0/0
2025	2/3
TOTAL CONVERSIONS	**44**
TOTAL ATTEMPTS	**99**
CONVERSION PERCENTAGE	**.444**

Triple Threat Chiefs

16 players in Chiefs history have scored a touchdown at least three different ways

Player	5 Different Touchdown Plays	Total TDs
Johnny Robinson	9 receiving, 6 rushing, 1 FR, 1 PR, 1 INT	18
	4 Different Touchdown Plays	
Tyreek Hill	56 receiving, 6 rushing, 4 PRs, 1 KOR	67
Abner Haynes	39 rushing, 17 receiving, 1 KOR, 1 fumble recovery	58
Mecole Hardman	16 receiving, 2 rushing, 1 KOR, 1 PR	20
Kevin Ross	2 INTs, 1 blocked FG return, 1 FR, 1 blocked punt	5
	3 Different Touchdown Plays	
Travis Kelce	**81 receiving, 2 rushing, 1 FR**	**84**
Jamaal Charles	43 rushing, 20 receiving, 1 KOR	64
Mike Garrett	24 rushing, 7 receiving, 1 PR	32
Dante Hall	9 receiving, 5 PRs, 6 KORs	20
Knile Davis	11 rushing, 1 receiving, 2 KOR	14
Tamarick Vanover	4 PRs, 4 KORs, 3 receiving	11
Bobby Bell	6 INTs, 2 FRs, 1 KOR	9
Dexter McCluster	5 receiving, 1 rushing, 3 PRs	9
Paul Palmer	4 receiving, 2 rushing, 2 KORs	8
De'Anthony Thomas	4 receiving, 2 rushing, 1 PR	7
Dale Carter	2 PRs, 1 INT, 1 receiving	4

Key: FR - Fumble return; INT - Interception return; KOR - Kickoff return; PR - Punt return

Seven players in Chiefs history have a rushing and a receving TD and have also thrown a TD pass

Player	Rushing	Receiving	Passing	Total TDs Responsible For
Larry Johnson	55	6	1	62
Marcus Allen	44	3	2	49
Curtis McClinton	18	14	1	33
Mike Garrett	24	7	1	32
Tyler Thigpen	3	1	18	22
Bert Coan	15	4	1	20
Jerick McKinnon	2	14	1	17

All-Time Offensive Return Scores

Date	Opponent	Offensive Score	Result
11/15/64	San Diego	Abner Haynes, fumble recovery in end zone*	L, 14-28
10/29/72	@ San Diego	Robert West, fumble recovery in end zone	W, 26-14
10/12/75	Oakland	Mike Livingston, 1-yard fumble return	W, 42-10
11/18/79	@ Oakland	Tony Samuels, fumble recovery in end zone	W, 24-21
9/7/86	Cincinnati	Walt Arnold, fumble recovery in end zone	W, 24-14
11/9/97	@ Jacksonville	Danan Hughes, 7-yard fumble return**	L, 10-24
12/28/14	**San Diego**	**Travis Kelce, fumble recovery in end zone**	**W, 19-7**

*Kansas City QB Len Dawson's pass was intercepted by San Diego CB Dick Westmoreland. Westmoreland subsequently fumbled and Haynes recovered the ball in the end zone for a TD.

SUPERLATIVES

**Kansas City QB Rich Gannon's pass was intercepted by Jacksonville S Chris Hudson. WR Andre Rison subsequently stripped the ball from Hudson and Hughes returned the ball for a seven-yard TD.

All-Time Opponent Offensive Return Scores

Date	Opponent	Offensive Score	Result
9/21/75	@ Denver	Jack Dolbin, 2-yard fumble return	L, 33-37
10/9/83	L.A. Raiders	Marcus Allen, fumble recovery in end zone	L, 20-21

All-Time Defensive Two-Point Return Scores (Non-Safety)

Date	Opponent	Offensive Score	Result
12/4/16	@ Atlanta	Eric Berry, INT on two-point conversion attempt	W, 29-28
12/1/19	Oakland	C. Ward, T. Kpassagnon blocked PAT attempt	W, 40-9

YEAR-BY-YEAR LEADERS

Rushing

Year	Player	No.	Yds.	Avg.	LG	TD
1960*	Abner Haynes	156	875	5.6	67	9
1961	Abner Haynes	179	841	4.7	59	9
1962	Abner Haynes	221	1049	4.8	71	13
1963	Curtis McClinton	142	568	4.0	36	3
1964	Abner Haynes	137	713	5.2	80	4
1965	Curtis McClinton	175	661	3.8	48	6
1966	Mike Garrett	147	801	5.4	77	6
1967	Mike Garrett	236	1087	4.6	58	9
1968	Robert Holmes	174	866	5.0	76t	7
1969	Mike Garrett	168	732	4.4	34t	6
1970	Ed Podolak	168	749	4.5	65t	3
1971	Ed Podolak	184	708	3.8	25	9
1972	Ed Podolak	171	615	3.6	30	4
1973	Ed Podolak	210	721	3.4	25	3
1974	Woody Green	135	509	3.8	43	3
1975	Woody Green	167	611	3.7	42	5
1976	MacArthur Lane	162	542	3.3	20	5
1977	Ed Podolak	133	550	4.1	41	5
1978	Tony Reed	206	1053	5.1	62t	5
1979	Ted McKnight	153	755	4.9	84t	8
1980	Ted McKnight	206	693	3.4	25	3
1981	Joe Delaney	234	1121	4.8	82t	3
1982	Joe Delaney	95	380	4.0	36	0
1883	Billy Jackson	152	499	3.3	19	2
1984	Herman Heard	165	684	4.1	69	4
1985	Herman Heard	164	595	3.6	33	4
1986	Mike Pruitt	139	448	3.2	16	2
1987	Christian Okoye	157	660	4.2	43t	3
1988	Christian Okoye	105	473	4.5	48	3
1989*	Christian Okoye	370	1480	4.0	59	12
1990	Barry Word	204	1015	5.0	53t	4
1991	Christian Okoye	225	1031	4.6	48	9
1992	Barry Word	163	607	3.7	44t	4
1993	Marcus Allen	206	764	3.7	39	12
1994	Marcus Allen	189	709	3.8	36t	7
1995	Marcus Allen	207	890	4.3	38	5
1996	Marcus Allen	206	830	4.0	35	9
1997	Greg Hill	157	550	3.5	38	0
1998	Donnell Bennett	148	527	3.6	26	5
1999	Donnell Bennett	161	627	3.9	44	8
2000	Tony Richardson	147	697	4.7	33	3
2001	Priest Holmes	327	1555	4.8	41	8
2002	Priest Holmes	313	1615	5.2	56	21
2003	Priest Holmes	320	1420	4.4	31t	27
2004	Priest Holmes	196	892	4.6	33t	14
2005	Larry Johnson	336	1750	5.2	49t	20
2006	Larry Johnson	416	1789	4.3	47	17
2007	Larry Johnson	158	559	3.5	54	3
2008	Larry Johnson	193	874	4.5	65	5
2009	Jamaal Charles	190	1120	5.9	76t	7
2010	Jamaal Charles	230	1467	6.4	80	5
2011	Jackie Battle	149	597	4.0	34	2
2012	Jamaal Charles	285	1509	5.3	91t	5
2013	Jamaal Charles	259	1287	5.0	46	12
2014	Jamaal Charles	206	1033	5.0	63t	9
2015	Charcandrick West	160	634	4.0	38t	4
2016	Spencer Ware	214	921	4.3	46	3
2017	Kareem Hunt	272	1327	4.9	69t	8
2018	Kareem Hunt	181	824	4.6	45	7
2019	Damien Williams	111	498	4.5	91t	5
2020	Clyde Edwards-Helaire	181	803	4.4	31	4
2021	Darrel Williams	144	558	3.9	21	6
2022	**Isiah Pacheco**	**170**	**830**	**4.9**	**31**	**5**
2023	**Isiah Pacheco**	**205**	**935**	**4.6**	**48t**	**7**
2024	**Kareem Hunt**	**200**	**728**	**3.6**	**20**	**7**

Passing

Year	Player	Att.-Comp.	Yds.	Pct.	TD	Int	Rate
1960	Cotton Davidson	379-179	2474	.472	15	16	64.2
1961	Cotton Davidson	330-151	2445	.458	17	23	59.2
1962*	Len Dawson	310-189	2759	.610	29	17	98.3
1963	Len Dawson	352-190	1389	.540	26	19	77.5
1964*	Len Dawson	354-199	2879	.562	30	18	89.9
1965	Len Dawson	305-163	2262	.534	21	14	81.3
1966*	Len Dawson	284-159	2527	.560	26	10	101.7
1967	Len Dawson	357-206	2651	.577	24	17	83.7
1968*	Len Dawson	224-131	2109	.585	17	9	98.6
1969	Len Dawson	166-98	1323	.590	9	13	69.9
1970	Len Dawson	262-141	1876	.538	13	14	71.0
1971	Len Dawson	301-167	2504	.552	15	13	81.6
1972	Len Dawson	305-175	1835	.574	13	12	72.8
1973	Mike Livingston	145-75	916	.517	6	7	65.2
1974	Len Dawson	235-138	1573	.587	7	13	65.8
1975	Len Dawson	140-93	1095	664	5	4	90.0
1976	Mike Livingston	338-189	2682	.559	12	13	77.6
1977	Mike Livingston	282-143	1823	.507	9	15	59.8
1978	Mike Livingston	290-159	1573	.548	5	13	57.4
1979	Steve Fuller	270-146	1484	.541	6	14	55.8
1980	Steve Fuller	320-193	2250	.603	10	12	76.4
1981	Bill Kenney	274-147	1983	.536	9	16	63.6
1982	Bill Kenney	169- 95	1192	.562	7	6	77.3
1983	Bill Kenney	603-346	4348	.574	24	18	80.8
1984	Bill Kenney	282-151	2098	.535	15	10	80.7
1985	Bill Kenney	338-181	2536	.536	17	9	83.6
1986	Bill Kenney	308-161	1922	.523	13	11	70.8
1987	Bill Kenney	273-154	2107	.564	15	9	85.8
1988	Steve DeBerg	414-224	2935	.541	16	16	73.5
1989	Steve DeBerg	324-196	2529	.605	11	16	75.8
1990	Steve DeBerg	444-258	3444	.581	23	4	96.3
1991	Steve DeBerg	434-256	2965	.590	17	14	79.3
1992	Dave Krieg	413-230	3115	.557	15	12	79.9
1993	Joe Montana	298-181	2144	.607	13	7	87.4
1994	Joe Montana	493-299	3283	.606	16	9	83.6
1995	Steve Bono	520-293	3121	.563	21	10	79.5
1996	Steve Bono	438-235	2572	.537	12	13	68.0
1997	Elvis Grbac	314-179	1943	.570	11	6	79.1
1998	Rich Gannon	352-206	2305	.582	10	6	80.1
1999	Elvis Grbac	499-294	3389	.589	22	15	81.7
2000	Elvis Grbac	547-326	4169	.588	28	14	89.9
2001	Trent Green	523-296	3783	.566	17	24	71.1
2002	Trent Green	470-287	3690	.611	26	13	92.6
2003	Trent Green	523-330	4039	.631	24	12	92.6
2004	Trent Green	556-369	4591	.664	27	17	95.2
2005	Trent Green	507-317	4014	.625	17	10	90.1
2006	Damon Huard	244-148	1878	.607	11	1	98.0
2007	Damon Huard	332-206	2257	.620	11	13	76.8
2008	Tyler Thigpen	420-230	2608	.548	18	12	76.0
2009	Matt Cassel	493-271	2924	.550	16	16	69.9
2010	Matt Cassel	450-262	3116	.582	27	7	93.0
2011	Matt Cassel	269-160	1713	.595	10	9	76.6
2012	Matt Cassel	277-161	1796	.581	6	12	66.7
2013	Alex Smith	508-308	3313	.606	23	7	89.1
2014	Alex Smith	464-303	3265	.653	18	6	93.4
2015	Alex Smith	470-307	3486	.653	20	7	95.4
2016	Alex Smith	489-328	3502	.671	15	8	91.2
2017	Alex Smith	505-341	4042	.675	26	5	104.7
2018	**Patrick Mahomes**	**580-383**	**5097**	**.660**	**52**	**12**	**113.8**
2019	**Patrick Mahomes**	**484-319**	**4031**	**.659**	**26**	**5**	**105.3**
2020	**Patrick Mahomes**	**588-390**	**4740**	**.663**	**38**	**6**	**108.2**
2021	**Patrick Mahomes**	**658-436**	**4839**	**.663**	**37**	**13**	**98.5**
2022	**Patrick Mahomes**	**648-435**	**5250**	**.671**	**41**	**12**	**105.2**
2023	**Patrick Mahomes**	**597-401**	**4183**	**.672**	**27**	**14**	**92.6**
2024	**Patrick Mahomes**	**581-392**	**3928**	**.675**	**26**	**11**	**93.5**

Pass Receiving

Year	Player	No.	Yds.	Avg.	LG	TD
1960	Abner Haynes	55	576	10.5	34	3
1961	Chris Burford	51	850	16.7	54	5
1962	Chris Burford	45	645	14.3	49	12
1963	Chris Burford	68	824	12.1	69	9
1964	Frank Jackson	62	943	15.2	72	9
1965	Chris Burford	47	575	12.2	57	6
1966	Otis Taylor	58	1297	22.4	89	8
1967	Otis Taylor	59	958	16.2	71t	11
1968	MIke Garrett	33	359	10.9	43t	3
1969	Mike Garrett	43	432	10.0	41	2
1970	Otis Taylor	34	618	18.2	59t	3
1971	Otis Taylor	57	1110	19.5	82	7
1972	Otis Taylor	57	821	14.4	44	6
1973	Ed Podolak	55	445	8.1	25	0
1974	Ed Podolak	43	306	7.1	26	1
1975	Ed Podolak	37	332	9.0	21	2
1976*	MacArthur Lane	66	686	10.4	44	1
1977	Walter White	48	674	14.0	48t	5
1978	Tony Reed	48	483	10.1	44	1
1979	Ted McKnight	38	226	5.9	24	0
1980	Henry Marshall	47	799	17.0	75t	6
1981	J.T. Smith	63	852	13.5	42	2
1982	Henry Marshall	40	549	13.7	44t	3
1983	Carlos Carson	80	1351	16.9	50t	7
1984	Henry Marshall	62	912	14.7	37	4
1985	Carlos Carson	47	843	17.9	37t	4
1986	Stephone Paige	52	829	15.9	51	11
1987	Carlos Carson	55	1044	19.0	81t	7
1988	Stephone Paige	61	902	14.8	49	7
1989	Stephone Paige	44	759	17.3	50	2
1990	Stephone Paige	65	1021	15.7	86t	5
1991	Robb Thomas	43	495	11.5	39	1
1992	Todd McNair	44	380	8.6	36	1
1993	Willie Davis	52	909	17.5	66t	7

1994	Kimble Anders	67	525	7.8	30	1
1995	Kimble Anders	55	349	6.3	28	1
1996	Kimble Anders	60	529	8.8	45	2
1997	Andre Rison	72	1092	15.2	45	7
1998	Kimble Anders	64	462	7.2	29	2
1999	Tony Gonzalez	76	849	11.2	73t	11
2000	Tony Gonzalez	93	1203	12.9	39	9
2001	Tony Gonzalez	73	917	12.6	36	6
2002	Priest Holmes	70	672	9.6	64t	3
2003	Priest Holmes	74	690	9.3	36	0
2004*	Tony Gonzalez	102	1258	12.3	32	7
2005	Tony Gonzalez	78	905	11.6	39	2
2006	Tony Gonzalez	73	900	12.3	57	5
2007	Tony Gonzalez	99	1172	11.8	31	5
2008	Tony Gonzalez	96	1058	11.0	35	10
2009	Dwayne Bowe	47	589	12.5	41	4
2010	Dwayne Bowe	72	1162	16.1	75t	15
2011	Dwayne Bowe	81	1159	14.3	52t	5
2012	Dwayne Bowe	59	801	13.6	47	3
2013	Jamaal Charles	70	693	9.9	71t	7
2014	**Travis Kelce**	**67**	**862**	**12.9**	**34**	**5**
2015	Jeremy Maclin	87	1088	12.5	61	8
2016	**Travis Kelce**	**85**	**1125**	**13.2**	**80t**	**4**
2017	Tyreek Hill	75	1183	15.8	79t	7
2018	Tyreek Hill	87	1479	17.0	75t	12
2019	**Travis Kelce**	**97**	**1229**	**12.7**	**47**	**5**
2020	**Travis Kelce**	**105**	**1416**	**13.5**	**45**	**11**
2021	Tyreek Hill	111	1239	11.2	75t	9
2022	**Travis Kelce**	**110**	**1338**	**12.2**	**52**	**12**
2023	**Travis Kelce**	**93**	**984**	**10.6**	**53**	**5**
2024	**Travis Kelce**	**97**	**823**	**8.5**	**38**	**3**

Interceptions

Year	Player	No.	Yds.	Avg.	TD
1960	David Webster	6	156	26.0	2
1961	David Webster	5	50	10.0	0
1962	Bobby Hunt	8	101	12.7	0
1963	Bobby Hunt	6	228	38.0	0
1964	Bobby Hunt	7	133	19.0	1
	Dave Grayson	7	187	26.7	0
1965	Fred Williamson	6	89	14.8	0
1966*	Johnny Robinson	10	136	13.6	1
	Bobby Hunt	10	113	11.3	0
1967	Fletcher Smith	6	150	25.0	0
1968	Johnny Robinson	6	40	6.7	0
1969*	Emmitt Thomas	9	146	16.2	1
1970*	Johnny Robinson	10	155	15.5	0
1971	Emmitt Thomas	8	145	18.1	1
1972*	Mike Sensibaugh	8	65	8.1	0
1973	Emmitt Thomas	3	65	21.7	0
	Mike Sensibaugh	3	58	19.3	0
	Willie Lanier	3	47	15.7	1
	Jim Kearney	3	30	10.0	0
1974*	Emmitt Thomas	12	214	17.8	2
1975	Emmitt Thomas	6	119	19.8	0
1976	Kerry Reardon	5	26	5.2	0
1977	Gary Barbaro	8	165	20.6	1
1978	Tim Gray	6	118	19.7	0
1979	Gary Barbaro	7	142	20.3	1
1980	Gary Barbaro	10	163	16.3	0
1981	Eric Harris	7	109	15.6	0
1982	Eric Harris	3	66	22.0	1
	Gary Barbaro	3	48	16.0	1
1983	Deron Cherry	7	100	14.3	0
1984	Deron Cherry	7	140	20.0	0
1985	Albert Lewis	8	59	7.4	0
1986*	Deron Cherry	9	150	16.7	0
1987	Deron Cherry	3	58	19.3	0
1988	Deron Cherry	7	51	7.3	0
1989	Albert Lewis	4	37	9.3	0
	Kevin Ross	4	29	7.3	0
1990	Kevin Ross	5	97	19.4	0
1991	Deron Cherry	4	31	7.8	0
1992	Dale Carter	7	65	9.3	1
1993	Albert Lewis	6	61	10.2	0
1994	Charles Mincy	3	49	16.3	0
1995	Dale Carter	4	45	11.3	0
1996	Mark Collins	6	45	7.5	0
1997*	Mark McMillian	8	274	34.3	3
1998	James Hasty	4	42	10.5	0
1999	James Hasty	7	98	14.0	2
2000	James Hasty	4	53	13.3	0
2001	Eric Warfield	4	61	15.3	1
2002	Greg Wesley	6	170	28.3	0
2003	Greg Wesley	6	63	10.5	0
	Dexter McCleon	6	-3	-0.5	0
2004	Greg Wesley	4	92	23.0	0
	Eric Warfield	4	49	12.3	1
2005	Greg Wesley	6	106	17.7	0
2006	Ty Law	4	11	2.8	0
2007	Jarrad Page	3	37	12.3	0
2008	Jarrad Page	4	2	0.5	0
2009	Brandon Flowers	5	38	7.6	0
2010	Eric Berry	4	102	25.5	1
2011	Brandon Flowers	4	95	23.8	1
	Brandon Carr	4	17	4.3	0
2012	Brandon Flowers	3	28	9.3	0
2013	Quintin Demps	4	61	15.3	0
2014	Kurt Coleman	3	12	4.0	0
2015	Marcus Peters	8	280	35.0	2
2016	Marcus Peters	6	63	10.5	0
2017	Marcus Peters	5	137	27.4	0
2018	Steven Nelson	4	53	13.3	0
2019	Tyrann Mathieu	4	70	17.5	0
2020	Tyrann Mathieu	6	70	11.7	1
2021	Tyrann Mathieu	3	56	18.7	1
2022	L'Jarius Sneed	3	57	19.0	0
	Juan Thornhill	3	0	0.0	0
2023	L'Jarius Sneed	2	4	2.0	0
2024	**Jaden Hicks**	**3**	**50**	**16.7**	**0**

Sacks

Year	Player	Sacks/Yds
1974	Marvin Upshaw	9.5/49.0
1975	Wilbur Young	9.5/73.0
1976	Lawrence Estes	5.0/52.0
1977	Wilbur Young	5.5/51.5
1978	Art Still	8.5/59.0
1979	Art Still	8.5/63.5
1980	Art Still	4.5/115.0
1981	Ken Kremer	8.0/57.5
1982	Art Still	4.0/34.0
1983	Mike Bell	10.0/62.0
1984	Art Still	14.5/86.0
1985	Bill Maas	7.0/51.0
1986	Art Still	10.5/77.0
1987	Mike Bell	6.5/44.0
1988	Bill Maas	4.0/34.0
1989	Derrick Thomas	10.0/95.5
1990	*Derrick Thomas	20.0/150.0
1991	Derrick Thomas	13.5/112.0
1992	Neil Smith	14.5/114.5
	Derrick Thomas	14.5/113.0
1993*	Neil Smith	15.0/127.0
1994	Neil Smith	11.5/89.0
1995	Neil Smith	12.0/84.0
1996	Derrick Thomas	13.0/109.0
1997	Dan Williams	10.5/58.0
1998	Derrick Thomas	12.0/79.0
1999	Derrick Thomas	7.0/65.0
2000	Eric Hicks	14.0/73.0
2001	Duane Clemons	7.0/68.5
2002	Eric Hicks	9.0/69.5
2003	Vonnie Holliday	5.5/50.0
2004	Jared Allen	9.0/47.0
2005	Jared Allen	11.0/65.0
2006	Tamba Hali	8.0/48.0
2007*	Jared Allen	15.5/111.0
2008	Tamba Hali	3.0/23.0
2009	Tamba Hali	8.5/45.5
2010	Tamba Hali	14.5/91.5
2011	Tamba Hali	12.0/80.0
2012	Justin Houston	10.0/69.0
2013	Tamba Hali	11.0/78.5
	Justin Houson	11.0/75.0
2014	Justin Houston	22.0/60.0
2015	Justin Houston	7.5/54
2016	Dee Ford	10.0/53.0
2017	Justin Houston	9.5/54.0
2018	**Chris Jones**	**15.5/122.0**
2019	**Chris Jones**	**9.0/75.0**
2020	**Chris Jones**	**7.5/28.0**
2021	**Chris Jones**	**9.0/65.5**
2022	**Chris Jones**	**15.5/105.5**
2023	**Chris Jones**	**10.5/71.5**
	George Karlaftis	**10.5/55.5**
2024	**George Karlaftis**	**8.0/46.0**

Note: Sacks became recognized as an official NFL statistic in 1982. The Chiefs began recording sacks in 1974.

Tackles

Year	Player	Tackles
1977	Willie Lanier	132 (88 solo)
1978	Gary Spani	144 (102 solo)
1979	Gary Spani	157 (115 solo)
1980	Gary Spani	149 (96 solo)
1981	Gary Spani	153 (104 solo)
1982	Art Still	68 (44 solo)
1983	Jerry Blanton	136 (83 solo)
1984	Art Still	131 (107 solo)
1985	Deron Cherry	134 (85 solo)
1986	Dino Hackett	140 (78 solo)
1987	Dino Hackett	103 (74 solo)
1988	Deron Cherry	151 (90 solo)
1989	Deron Cherry	87 (45 solo)
1990	Dino Hackett	95 (53 solo)
1991	Deron Cherry	116 (59 solo)
1992	Tracy Simien	97 (56 solo)
1993	Tracy Simien	105 (68 solo)
1994	Tracy Simien	99 (65 solo)
1995	Tracy Simien	106 (75 solo)
1996	Mark Collins	119 (94 solo)
1997	Reggie Tongue	142 (91 solo)
1998	Donnie Edwards	151 (97 solo)

1999	Donnie Edwards	143 (105 solo)
2000	Donnie Edwards	151 (119 solo)
2001	Donnie Edwards	147 (112 solo)
2002	Mike Maslowski	162 (109 solo)
2003	Scott Fujita	151 (110 solo)
2004	Scott Fujita	112 (71 solo)
2005	Kawika Mitchell	135 (100 solo)
2006	Kawika Mitchell	118 (88 solo)
2007	Napoleon Harris	123 (97 solo)
2008	Bernard Pollard	98 (78 solo)
2009	Demorrio Williams	142 (90 solo)
2010	Derrick Johnson	147 (107 solo)
2011	Derrick Johnson	179 (131 solo)
2012	Derrick Johnson	125 (110 solo)
2013	Derrick Johnson	107 (95 solo)
2014	Josh Mauga	103 (82 solo)
2015	Derrick Johnson	126 (100 solo)
2016	Derrick Johnson	90 (70 solo)
2017	Daniel Sorensen	88 (66 solo)
2018	Anthony Hitchens	135 (81 solo)
2019	Anthony Hitchens	88 (51 solo)
2020	Daniel Sorensen	91 (68 solo)
2021	**Nick Bolton**	**112 (70 solo)**
2022	**Nick Bolton**	**180 (108 solo)**
2023	Justin Reid	95 (74 solo)
2024	**Nick Bolton**	**106 (73 solo)**

Note: The Chiefs began recording tackle totals in 1977.

Special Teams Tackles

Year	Player	Tackles
1982	Al Steinfeld	18 (13 solo)
1983	Albert Lewis	27 (23 solo)
1984	Ken Jolly	28 (19 solo)
1985	Walt Arnold	20 (12 solo)
1986	Sherman Cocroft	22 (21 solo)
1987	Tim Cofield	19 (10 solo)
1988	Angelo Snipes	26 (17 solo)
1989	Rob McGovern	24 (18 solo)
1990	Todd McNair	27 (22 solo)
1991	Tim Barnett	15 (12 solo)
1992	Bennie Thompson	27 (20 solo)
1993	Fred Jones	14 (14 solo)
	Todd McNair	14 (11 solo)
	Bennie Thompson	14 (11 solo)
1994	Greg Manusky	23 (22 solo)
1995	Greg Manusky	23 (18 solo)
	Tracy Rogers	23 (15 solo)
1996	Greg Manusky	26 (20 solo)
1997	Greg Manusky	25 (20 solo)
1998	Greg Manusky	23 (14 solo)
1999	Greg Manusky	27 (19 solo)
2000	Mike Maslowski	25 (20 solo)
2001	Gary Stills	18 (14 solo)
2002	Gary Stills	34 (25 solo)
2003	Gary Stills	29 (24 solo)
2004	Gary Stills	25 (19 solo)
2005	Rich Scanlon	29 (20 solo)
2006	Kris Griffin	22 (14 solo)
2007	Nate Harris	20 (10 solo)
2008	Jon McGraw	23 (19 solo)
2009	Jovan Belcher	17 (16 solo)
2010	Terrance Copper	19 (14 solo)
2011	Cory Greenwood	15 (10 solo)
2012	Edgar Jones	7 (7 solo)
2013	Anthony Sherman	11 (10 solo)
2014	Anthony Sherman	13 (13 solo)
2015	Frank Zombo	9 (8 solo)
2016	D.J. Alexander	12 (9 solo)
2017	Eric Murray	6 (5 solo)
	Kevin Pierre-Louis	6 (6 solo)
	Frank Zombo	6 (6 solo)
2018	Charvarius Ward	12 (9 solo)
2019	Armani Watts	10 (8 solo)
2020	Dorian O'Daniel	7 (5 solo)
2021	Marcus Kemp	10 (8 solo)
2022	**Jack Cochrane**	**9 (5 solo)**
2023	**Chamarri Conner**	**8 (7 solo)**
	Leo Chenal	**8 (5 solo)**
2024	**Leo Chenal**	**7 (5 solo)**
	Chamarri Conner	**7 (5 solo)**
	Cam Jones	**7 (5 solo)**

Punting

Year	Player	No.	Yds.	Avg.	I20	LG
1960	C. Davidson	58	2287	39.4	—	66
1961	C. Davidson	62	2479	40.0	—	62
1962	Eddie Wilson	48	1681	35.0	—	52
1963	Jerrel Wilson	61	2628	43.1	—	72
1964	Jerrel Wilson	78	3326	42.6	—	70
1965*	Jerrel Wilson	69	3132	45.4	—	64
1966	Jerrel Wilson	62	2715	43.8	—	69
1967	Jerrel Wilson	41	1739	42.4	—	59
1968*	Jerrel Wilson	63	2841	45.1	—	70
1969	Jerrel Wilson	68	3022	44.4	—	62
1970	Jerrel Wilson	76	3415	44.9	—	68
1971	Jerrel Wilson	64	2864	44.8	—	68
1972*	Jerrel Wilson	66	2960	44.8	—	69
1973*	Jerrel Wilson	80	3642	45.5	—	68
1974	Jerrel Wilson	83	3462	41.7	—	64
1975	Jerrel Wilson	54	2233	41.4	—	64
1976	Jerrel Wilson	65	2729	42.0	14	62
1977	Jerrel Wilson	88	3510	39.9	11	59
1978	Z. Andrusyshyn	79	3247	41.1	18	61
1979*	Bob Grupp	89	3883	43.6	23	74
1980	Bob Grupp	84	3317	39.5	23	57
1981	Bob Grupp	41	1556	38.0	5	57
1982	Jeff Gossett	33	1366	41.4	6	56
1983	Jim Arnold	93	3710	39.9	21	64
1984	Jim Arnold	98	4397	44.9	22	63
1985	Jim Arnold	93	3827	41.2	15	62
1986	Lewis Colbert	99	4033	40.7	23	56
1987	K. Goodburn	59	2412	40.9	13	55
1988	K. Goodburn	76	3059	40.3	10	59
1989	K. Goodburn	67	2688	40.1	25	54
1990	Bryan Barker	64	2479	38.7	16	56
1991	Bryan Barker	57	2303	40.4	11	57
1992	Bryan Barker	75	3245	43.3	16	65
1993	Bryan Barker	76	3240	42.6	19	59
1994	Louie Aguiar	85	3582	42.1	15	61
1995	Louie Aguiar	91	3990	43.8	29	65
1996	Louie Aguiar	88	3667	41.7	25	68
1997	Louie Aguiar	82	3465	42.3	28	65
1998	Louie Aguiar	75	3226	43.0	20	59
1999	Daniel Pope	101	4218	41.8	20	64
2000	Todd Sauerbrun	82	3656	44.6	28	68
2001	Dan Stryzinski	73	2976	40.8	27	76
2002	Dan Stryzinski	64	2422	37.8	15	56
2003	Jason Baker	80	3156	39.5	21	68
2004	Steve Cheek	42	1643	39.1	8	55
2005	Dustin Colquitt	65	2564	39.4	27	62
2006	Dustin Colquitt	71	3145	44.3	23	72
2007	Dustin Colquitt	95	4322	45.5	27	81
2008	Dustin Colquitt	70	3110	44.4	27	73
2009	Dustin Colquitt	96	4361	45.4	41	70
2010	Dustin Colquitt	88	3908	44.4	33	72
2011	Dustin Colquitt	89	4084	45.9	27	68
2012	Dustin Colquitt	83	3887	46.8	45	71
2013	Dustin Colquitt	87	4005	46.0	35	65
2014	Dustin Colquitt	71	3164	44.6	31	69
2015	Dustin Colquitt	75	3333	44.4	37	62
2016	Dustin Colquitt	76	3427	45.1	38	64
2017	Dustin Colquitt	65	2936	45.2	29	77
2018	Dustin Colquitt	45	2021	44.9	21	67
2019	Dustin Colquitt	48	2126	44.3	21	68
2020	Tommy Townsend	52	2339	45.0	20	67
2021	Tommy Townsend	37	1746	47.2	20	68
2022	Tommy Townsend	53	2672	50.4	22	76
2023	Tommy Townsend	59	2776	47.1	20	68
2024	**Matt Araiza**	**62**	**3027**	**48.8**	**25**	**72**

Punt Returns

Year	Player	No.	Yds.	Avg.	LG	TD
1960	Abner Haynes	14	215	15.4	46	0
1961	Abner Haynes	19	196	10.3	44	0
1962	Frank Jackson	11	117	10.6	39	0
1963	Frank Jackson	11	95	8.6	39	0
1964	Willie Mitchell	18	160	8.9	36	0
1965	Willie Mitchell	19	242	12.7	71	1
1966	Mike Garrett	17	139	8.2	79	1
1967	Noland Smith	26	212	8.2	59	0
1968*	Noland Smith	18	270	15.0	80t	1
1969	Noland Smith	9	107	11.9	64	0
1970*	Ed Podolak	23	311	13.5	60	0
1971	Ed Podolak	14	84	6.0	23	0
1972	Larry Marshall	18	103	5.7	29	0
1973	Larry Marshall	29	180	6.2	31	0
1974	Ed Podolak	15	134	8.9	54	0
1975	Charlie Thomas	12	112	9.3	34	0
1976	Larry Brunson	31	387	12.5	48	0
1977	Gary Green	14	115	8.2	18	0
1978	Eddie Payton	32	364	11.4	39	0
1979	J.T. Smith	58	612	10.6	88t	2
1980*	J.T. Smith	40	581	14.5	75t	2
1981	J.T. Smith	50	528	10.6	62	0
1982	Anthony Hancock	12	103	8.6	30	0
1983	J.T. Smith	26	210	8.1	19	0
1984	J.T. Smith	39	332	8.5	27	0
1985	Garcia Lane	43	381	8.9	57	0
1986	Jeff Smith	29	245	8.4	48	0
1987	Michael Clemons	19	162	8.5	44	0
1988	Kitrick Taylor	29	187	6.4	16	0
1989	Pete Mandley	19	151	7.9	19	0
1990	Naz Worthen	25	180	7.2	37	0
1991	Troy Stradford	22	150	6.8	18	0
1992	Dale Carter	38	398	10.5	86t	2
1993	Dale Carter	27	247	9.1	30	0
1994	Danan Hughes	27	192	7.1	43	0
1995	Tamarick Vanover	51	540	10.6	86t	1
1996	Chris Penn	14	148	10.6	24	0
1997	Tamarick Vanover	35	383	10.9	82t	1
1998	Tamarick Vanover	27	264	9.8	37	0
1999	Tamarick Vanover	51	627	12.3	80	2
2000	Kevin Lockett	26	208	8.0	26	0

2001	Dante Hall	32	235	7.3	26	0
2002	Dante Hall	29	390	13.4	90t	2
2003	Dante Hall	29	472	16.3	93t	2
2004	Dante Hall	23	232	10.1	46	0
2005	Dante Hall	42	276	6.6	52	0
2006	Dante Hall	27	240	8.9	60t	1
2007	Eddie Drummond	32	222	6.9	22	0
2008	Kevin Robinson	11	94	8.5	32	0
2009	Bobby Wade	21	160	7.6	18	0
2010	Javier Arenas	39	322	8.3	36	0
2011	Javier Arenas	32	410	12.8	37	0
2012	Javier Arenas	34	303	8.9	27	0
2013	Dexter McCluster	58	686	11.8	89t	2
2014	De'Anthony Thomas	34	405	11.9	81t	1
2015	De'Anthony Thomas	29	227	7.8	37	0
2016	Tyreek Hill	39	592	15.2	95t	2
2017	Tyreek Hill	25	204	8.2	82t	1
2018	Tyreek Hill	20	213	10.7	91t	1
2019	Mecole Hardman	18	167	9.3	36	0
2020	Mecole Hardman	25	176	7.0	67t	1
2021	Mecole Hardman	13	157	12.1	31	0
2022	**Skyy Moore**	**14**	**86**	**6.1**	**15**	**0**
2023	Richie James	20	200	10.0	27	0
2024	Mecole Hardman	20	203	10.2	55	0

Kickoff Returns

Year	Player	No.	Yds.	Avg.	LG	TD
1960	Abner Haynes	19	434	22.8	82	0
1961*	Dave Grayson	16	453	28.3	73	0
1962	Dave Grayson	18	535	29.7	59	0
1963	Dave Grayson	20	564	28.2	99	1
1964	Dave Grayson	30	679	22.6	80	0
1965	Bert Coan	19	479	25.2	52	0
1966	Emmitt Thomas	29	673	23.2	63	0
1967	Noland Smith	41	1148	28.0	106t	1
1968	Noland Smith	23	549	23.9	37	0
1969	Warren McVea	13	318	24.5	40	0
1970	Robert Holmes	19	535	28.2	48	0
1971	Kerry Reardon	12	308	25.7	41	0
1972	Larry Marshall	23	651	28.3	48	0
1973	Larry Marshall	14	391	27.9	38	0
1974	Bill Thomas	25	571	22.8	33	0
1975	Reggie Craig	10	247	24.7	53	0
1976	Lawrence Williams	25	688	27.5	64	0
1977	Ted McKnight	12	305	25.4	70	0
1978	Eddie Payton	30	775	25.8	66	0
1979	Horace Belton	22	463	21.0	52	0
1980	Carlos Carson	40	917	22.9	47	0
1981	James Murphy	20	457	22.9	46	0
1982	Anthony Hancock	27	609	22.6	68	0
1983	Theotis Brown	15	301	20.1	46	0
1984	J.T. Smith	19	391	20.6	39	0
1985	Jeff Smith	33	654	19.8	39	0
1986	Jeff Smith	29	557	19.2	29	0
1987*	Paul Palmer	38	923	24.3	95t	2
1988	Kenny Gamble	15	291	19.4	31	0
1989	Danny Copeland	26	466	17.9	36	0
1990	Todd McNair	14	227	16.2	23	0
1991	Harvey Williams	24	524	21.8	76	0
1992	Harvey Williams	21	405	19.3	37	0
1993	Danan Hughes	14	266	19.0	30	0
1994	Ron Dickerson	21	472	22.5	62	0
1995	Tamarick Vanover	43	1095	25.5	99t	2
1996*	Tamarick Vanover	33	854	25.9	97t	1
1997	Tamarick Vanover	51	1308	25.6	94t	1
1998	Tamarick Vanover	41	956	23.3	62	0
1999	Tamarick Vanover	44	886	20.1	29	0
2000	Michael Cloud	36	779	21.6	38	0
2001	Dante Hall	43	969	22.5	71	0
2002	Dante Hall	57	1354	23.8	88t	1
2003*	Dante Hall	57	1478	25.9	100t	2
2004	Dante Hall	68	1718	25.3	97t	2
2005	Dante Hall	65	1560	24.0	96t	1
2006	Dante Hall	53	1207	22.8	60	0
2007	Eddie Drummond	37	785	21.2	39	0
2008	Dantrell Savage	26	633	24.3	59	0
2009	Jamaal Charles	36	925	25.7	97t	1
2010	Dexter McCluster	26	527	20.3	36	0
2011	Dexter McCluster	25	557	22.3	35	0
2012	Shaun Draughn	23	537	23.3	41	0
2013	Quintin Demps	33	992	30.1	95t	1
2014	Knile Davis	29	829	28.6	99t	1
2015	Knile Davis	24	603	25.1	54	0
2016	Tyreek Hill	14	384	27.4	86t	1
2017	Akeem Hunt	25	611	24.4	42	0
2018	Tremon Smith	33	886	26.8	97	0
2019	Mecole Hardman	27	704	26.1	104t	1
2020	Byron Pringle	10	324	32.4	102t	1
2021	ByronPringle	25	621	24.8	39	0
2022	**Isiah Pacheco**	**29**	**597**	**20.6**	**48**	**0**
2023	Richie James	9	187	20.8	31	0
2024	Samaje Perine	17	163	32.6	56	0

Leading Scorer

Year	Player	TD	PAT	FG	Points
1960	Jack Spikes	5	35	13	104
1961	Abner Haynes	13	0	0	78
1962	Abner Haynes	19	0	0	114
1963	Chris Burford	9	1#	0	56
1964	Tommy Brooker	0	46	8	70
1965	Tommy Brooker	0	37	13	76
1966	Mike Mercer	0	35	20	93
1967	Jan Stenerud	0	45	21	108
1968	Jan Stenerud	0	39	30	129
1969	Jan Stenerud	0	38	27	119
1970	Jan Stenerud	0	26	30	116
1971	Jan Stenerud	0	32	26	110
1972	Jan Stenerud	0	32	21	95
1973	Jan Stenerud	0	21	24	93
1974	Jan Stenerud	0	24	17	75
1975	Jan Stenerud	0	30	22	96
1976	Jan Stenerud	0	27	21	90
1977	Jan Stenerud	0	27	8	51
1978	Jan Stenerud	0	25	20	85
1979	Jan Stenerud	0	28	12	64
1980	Nick Lowery	0	37	20	97
1981	Nick Lowery	0	37	26	115
1982	Nick Lowery	0	17	19	74
1983	Nick Lowery	0	44	24	116
1984	Nick Lowery	0	35	23	104
1985	Nick Lowery	0	35	24	107
1986	Nick Lowery	0	43	19	100
1987	Nick Lowery	0	26	19	83
1988	Nick Lowery	0	23	27	104
1989	Nick Lowery	0	34	24	106
1990*	Nick Lowery	0	37	34	139
1991	Nick Lowery	0	35	25	110
1992	Nick Lowery	0	39	22	105
1993	Nick Lowery	0	37	23	106
1994	Lin Elliott	0	30	25	105
1995	Lin Elliott	0	34	24	106
1996	Pete Stoyanovich	0	34	17	85
1997	Pete Stoyanovich	0	35	26	113
1998	Pete Stoyanovich	0	34	27	115
1999	Pete Stoyanovich	0	45	21	108
2000	Todd Peterson	0	25	15	70
2001	Todd Peterson	0	27	27	108
2002*	Priest Holmes	24	0	0	144
2003	Priest Holmes	27	0	0	162
2004	Lawrence Tynes	0	58	17	109
2005	Larry Johnson	21	0	0	126
2006	Larry Johnson	19	0	0	114
2007	Dave Rayner	0	14	15	59
2008	Tony Gonzalez	10	0	0	60
2009	Ryan Succop	0	29	25	104
2010	Ryan Succop	0	42	20	102
2011	Ryan Succop	0	20	24	92
2012	Ryan Succop	0	17	28	101
2013	Ryan Succop	0	52	22	118
2014	Cairo Santos	0	38	25	113
2015	Cairo Santos	0	41	30	129
2016	Cairo Santos	0	36	31	129
2017	**Harrison Butker**	**0**	**28**	**38**	**142**
2018	**Harrison Butker**	**0**	**65**	**24**	**137**
2019	**Harrison Butker**	**0**	**45**	**34**	**147**
2020	**Harrison Butker**	**0**	**48**	**25**	**123**
2021	**Harrison Butker**	**0**	**47**	**25**	**122**
2022	**Harrison Butker**	**0**	**38**	**18**	**92**
2023	**Harrison Butker**	**0**	**38**	**33**	**137**
2024	**Harrison Butker**	**0**	**29**	**21**	**92**

Leading Non-Kicking Scorer

Year	Player	Rush TD	Rec TD	Ret TD	Points
1960	Abner Haynes	9	3	0	72
1961	Abner Haynes	9	3	1	78
1962	Abner Haynes	13	6	0	114
1963	Chris Burford	0	9	0	56#
1964	Frank Jackson	0	9	0	54
1965	Curtis McClinton	6	3	0	54
1966	Bert Coan	7	2	0	54
	Curtis McClinton	4	5	0	54
1967	Otis Taylor	1	11	0	72
1968	Robert Holmes	7	0	0	42
1969	Mike Garrett	6	2	0	48
1970	Wendell Hayes	5	0	0	30
1971	Ed Podolak	9	0	0	54
1972	Otis Taylor	0	6	0	36
	Ed Podolak	4	2	0	36
1973	Otis Taylor	0	4	0	24
1974	Woody Green	3	1	0	24
1975	Woody Green	5	1	0	36
1976	Walter White	0	7	0	42
1977	Ed Podolak	5	0	0	30
	Walter White	0	5	0	30
1978	Arnold Morgado	7	0	0	42
	Tony Reed	6	1	0	42
1979	Ted McKnight	8	0	0	48
1980	Henry Marshall	0	6	0	36
1981	Billy Jackson	10	1	0	66
1982	Billy Jackson	3	0	0	18
	Henry Marshall	0	3	0	18
1983	Theotis Brown	8	2	0	60
1984	6 Players Tied	–	–	–	24

1985	Stephone Paige	0	10	0	60
1986	Stephone Paige	0	11	0	66
1987	Carlos Carson	0	7	0	42
1988	Stephone Paige	0	7	0	42
1989	Christian Okoye	12	0	0	72
1990	Christian Okoye	7	0	0	42
1991	Christian Okoye	9	0	0	54
1992	Christian Okoye	6	0	0	36
1993*	Marcus Allen	12	3	0	90
1994	Marcus Allen	7	0	0	44#
1995	5 Players Tied	–	–	–	30
1996	Marcus Allen	9	0	0	54
1997	Marcus Allen	11	0	0	66
1998	Bam Morris	8	0	0	48
1999	Tony Gonzalez	0	11	0	66
2000	Derrick Alexander	0	10	0	60
2001	Priest Holmes	8	2	0	60
2002*	Priest Holmes	21	3	0	144
2003*	Priest Holmes	27	0	0	162
2004	Priest Holmes	14	1	0	90
2005	Larry Johnson	21	1	0	126
2006	Larry Johnson	17	2	0	114
2007	Dwayne Bowe	0	5	0	30
	Tony Gonzalez	0	5	0	30
2008	Tony Gonzalez	0	10	0	60
2009	Jamaal Charles	7	1	1	56#
2010	Dwayne Bowe	0	15	0	90
2011	Dwayne Bowe	0	5	0	30
2012	Jamaal Charles	5	1	0	36
2013	Jamaal Charles	12	7	0	114
2014	Jamaal Charles	9	5	0	84
2015	Jeremy Maclin	0	8	0	48
2016	Tyreek Hill	3	6	3	72
2017	Kareem Hunt	8	3	0	66
2018	Kareem Hunt	7	7	0	84
	Tyreek Hill	1	12	1	84
2019	Tyreek Hill	0	7	0	42
	Mecole Hardman	0	6	1	42
	Damien Williams	5	2	0	42
2020	Tyreek Hill	2	15	0	102
2021	**Travis Kelce**	**1**	**9**	**0**	**60**
2022	**Travis Kelce**	**0**	**12**	**0**	**74#**
2023	**Isiah Pacheco**	**7**	**2**	**0**	**54**
2024	**Xavier Worthy**	**3**	**6**	**0**	**54**

Includes two-point conversion

NFL Ranking by Yardage

(Compiled Since 1971)

Year	OFFENSE Total	OFFENSE Rushing	OFFENSE Passing	DEFENSE Total	DEFENSE Rushing	DEFENSE Passing
1971	9	12	7	7	3	24
1972	17	16	18t	15	11	18
1973	20	19	19	7	9	4
1974	16	17	15	25	12	25
1975	15	15	12	25	25	20
1976	7	22	1	27	27	24
1977	16	20	12	28	28	14
1978	15	2	27	20	18	17
1979	27	13	28	12	6	22
1980	28	18†	27	18	21	10
1981	17	3	25	17	3	23
1982	25	21	21	10	19	10
1983	9	28	3	14	20	10
1984	17	27	7	24	16	23
1985	22	28	11	21	20	20
1986	28	27	21	8	11	12
1987	24	19	26	27	27	22
1988	22	22	16	10	28	1
1989	13	4	21	2	12	2
1990	7	10	9	16	12	17
1991	5	3	14	13	18	16
1992	25	23	20	5	15	2
1993	16	20	15	11	9	14
1994	5	11	7	12	16	10
1995	14	1	25	2	3	5
1996	22	4	26	18	13	22
1997	14	5	24	11	7	16
1998	19	23	16	9	18	7
1999	12	4	22	14	11	16
2000	8	25	5	18	17	20
2001	5	6	5	23	27	14
2002	4	3	11	32	24	31
2003	2	15	2	29	30	20
2004	1	5	4	31	12	32
2005	1	4	6	25	7	30
2006	16	9	22	16	18	18
2007	31	32	20	13	28	5
2008	24	16	20	31	30	28
2009	25	11	25	30	31	22
2010	12	1	30	14	14	17
2011	27	15	25	11	26	6
2012	24	5	32	20	27	12
2013	21	10	24t	24	22	25
2014	25	10	29	7	28	2
2015	27	6	30	7	8	9
2016	20	15	19	24	26	18
2017	5	9	7	28	25	29
2018	1	16	3	31	27	31
2019	6	23	5	17	26	8
2020	1	16	1	16	21	14
2021	3	16	4	27	21	27
2022	1	20	1	11	8	18
2023	11	19	7	3	18	4
2024	16	22	14	9	8	18

Offense Year-By-Year

Year	Total Plays	First Downs	Rush Yards	Pass Yards	Total Yards	Total Points
1960	918	272	2007	2638	4645	362
1961	862	247	2183	2576	4759	334
1962	842	259	2407	2455	4862	389
1963	875	235	1697	2651	4348	347
1964	871	250	1825	2875	4700	366
1965	850	232	1752	2543	4295	322
1966	846	266	2274	2840	5114	448
1967	876	251	2018	2472	4490	408
1968	831	223	2227	2276	4503	371
1969	899	258	2220	2387	4607	359
1970	775	183	1858	1719	3577	272
1971	859	240	1843	2347	4190	302
1972	894	245	1915	2038	3953	287
1973	863	208	1793	1743	3536	231
1974	901	224	1720	2108	3828	233
1975	935	261	1847	2360	4207	282
1976	959	275	1873	2929	4802	290
1977	878	219	1843	2093	3936	225
1978	1054	287	**2986**	1834	4820	243
1979	972	241	2316	1660	3976	238
1980	1010	270	1873	2448	4321	319
1981	1057	315	2633	2640	5273	343
1982*	573	163	943	1555	2498	176
1983	1074	314	1254	4341	5595	386
1984	1034	295	1527	3568	5095	314
1985	982	258	1486	3391	4877	317
1986	1003	264	1468	2750	4218	358
1987#	899	265	1799	2619	4418	273
1988	1019	289	1713	3131	4844	254
1989	1017	304	2227	3038	5265	318
1990	975	280	1948	3267	5215	369
1991	1021	322	2217	3104	5321	322
1992	907	246	1532	2792	4324	348
1993	970	300	1655	3180	4835	328
1994	1098	322	1732	3960	5692	319
1995	1059	295	2222	3020	5242	358
1996	1045	312	2009	2890	4899	297
1997	1054	315	2171	2893	5064	375
1998	1012	289	1548	3260	4808	327
1999	1049	282	2082	3239	5321	390
2000	999	321	1465	4149	5614	355
2001	1015	324	2008	3665	5673	320
2002	965	343	2378	3622	6000	467
2003	1003	348	1929	3981	5910	484
2004	1089	398	2289	4406	6695	483
2005	1059	347	2382	3810	6192	403
2006	1004	310	2143	3000	5143	331
2007	1001	255	1248	3181	4429	226
2008	957	273	1810	3129	4939	291
2009	1019	256	1929	2922	4851	294
2010	1063	319	2627	2968	5595	366
2011	1021	277	1893	3080	4973	212
2012	1015	286	2395	2713	5108	211
2013	1029	323	2056	3340	5396	430
2014	962	309	1918	3182	5100	353
2015	955	303	2044	3255	5299	405
2016	990	305	1748	3740	5488	389
2017	985	322	1903	4104	6007	415
2018	996	384	1855	4955	6810	**565**
2019	976	350	1569	4498	6067	451
2020	1057	397	1799	4854	6653	473
2021	**1134**	**419**	1955	4791	6746	480
2022	1094	408	1970	**5062**	**7032**	496
2023	1080	350	1784	4188	5972	371
2024	1091	350	1790	3780	5570	385

Bold Denotes Club Record
Italics Denotes NFL Record
Yardages Net *Nine Games #15 Games

Defense Year-By-Year

Year	Total Plays	First Downs	Rush Yards	Pass Yards	Total Yards	Total Points
1960	924	253	**980**	3002	3982	253
1961	883	238	1525	2777	4602	343
1962	846	239	1250	2701	3951	233
1963	856	228	1558	2627	4185	263
1964	858	211	1315	2631	3946	306
1965	871	207	1376	2385	3761	285
1966	873	222	1356	2614	3970	276
1967	843	221	1408	2536	3944	254
1968	871	215	1266	2822	4088	**170**
1969	**788**	**181**	1091	2072	**3163**	177
1970	861	226	1657	2010	3667	244
1971	813	223	1300	2468	3768	208
1972	853	227	1805	2222	4027	254
1973	855	209	1956	**1619**	3575	192

1974	936	267	1801	2663	4464	293
1975	915	289	2724	2512	5236	341
1976	952	309	2861	2496	5357	376
1977	990	304	2971	2022	4993	349
1978	996	284	2384	2582	4966	327
1979	1088	297	1847	3124	4971	262
1980	1096	328	2206	3109	5315	336
1981	1101	316	1747	3626	5373	290
1982*	557	170	1066	1667	2732	184
1983	1089	319	2275	3111	5386	367
1984	1159	335	1981	3645	5625	324
1985	1126	336	2169	3489	5658	360
1986	1098	310	1739	3195	4934	326
1987#	1045	344	2333	3306	5639	388
1988	1042	318	2592	2434	5026	320
1989	952	252	1766	2527	4293	286
1990	945	268	1640	3241	4881	257
1991	927	275	1770	3228	4998	252
1992	949	256	1787	2537	4324	282
1993	1013	300	1620	3151	4771	291
1994	989	289	1734	3266	5000	298
1995	1047	289	1327	3222	4549	241
1996	1008	296	1666	3538	5204	300
1997	974	278	1621	3259	4880	232
1998	1010	321	1869	2985	4854	363
1999	1033	281	1557	3482	5039	322
2000	1041	330	1809	3471	5280	354
2001	1003	296	2140	3164	5304	344
2002	1081	367	2067	4181	6248	399
2003	1054	322	2344	3363	5707	332
2004	960	327	1834	4203	6037	435
2005	971	292	1570	3679	5249	325
2006	999	298	1928	3334	5262	315
2007	980	278	2089	3022	5111	335
2008	1041	344	2543	3748	6291	440
2009	1062	318	2504	3707	6211	424
2010	1028	293	1764	3519	5283	326
2011	991	291	2112	3221	5333	338
2012	973	301	2171	3533	5704	425
2013	1067	303	1923	3962	5885	305
2014	1024	310	2036	3252	5288	281
2015	1037	313	1571	3698	5269	287
2016	1063	342	1938	3958	5896	311
2017	1044	352	1890	3952	5842	339
2018	1109	419	2114	4374	6488	421
2019	1043	344	2051	3543	5594	308
2020	1022	353	1954	3779	5733	362
2021	1060	363	1999	4273	6272	364
2022	1093	337	1823	3756	5579	369
2023	1045	300	1925	3001	4926	294
2024	1026	328	1731	3720	5451	326

Bold Denotes Club Record
Italics Denotes NFL Record
Yardages Net *Nine Games #15 Games

Turnovers Year-By-Year

	TAKEAWAYS			GIVEAWAYS			
Year	**INTs**	**FUMBLES**	**TOTAL**	**INTs**	**FUMBLES**	**TOTAL**	**RATIO**
1960	32	16	48	19	18	37	+11
1961	25	18	43	27	18	45	-2
1962	32	17	49	17	14	31	+18
1963	26	19	45	22	16	38	+7
1964	28	18	46	21	20	41	+5
1965	20	13	33	20	20	40	-7
1966	33	8	41	15	16	31	+10
1967	31	18	49	19	8	27	+22
1968	**37**	12	49	11	16	27	+22
1969	32	15	47	20	19	39	+8
1970	31	12	43	16	15	31	+12
1971	27	7	33	13	13	26	+7
1972	24	19	43	20	12	32	+11
1973	21	18	39	13	18	31	+8
1974	28	16	44	25	13	38	+6
1975	20	22	42	16	18	34	+8
1976	23	20	43	17	16	33	+10
1977	21	23	44	26	21	47	-3
1978	21	14	35	16	18	34	+1
1979	23	14	37	18	18	36	+1
1980	28	15	43	14	16	30	+13
1981	26	21	47	22	24	46	+1
1982*	12	10	22	8	4	12	+10
1983	30	21	**51**	19	19	38	+13
1984	30	11	41	22	15	37	+4
1985	27	14	41	23	11	34	+7
1986	31	18	49	18	17	35	+14
1987#	11	17	28	17	24	41	-13
1988	18	13	31	21	12	33	-2
1989	15	18	33	23	18	41	-8
1990	20	25†	45†	**5†**	14	19	**+26†**
1991	15	18	33	14	8†	22	+11
1992	24	15	39	12	9	21	+18†
1993	21	17	38	10	18	28	+10
1994	12	**26†**	38	14	12	26	+12
1995	16	17	33	10	11	21	+12†
1996	17	10	27	14	10	24	+3
1997	21	13	34	10	10	20	+14
1998	13	20	33	18	14	32	+1
1999	25	20	45	15	9	24	+21†
2000	15	14	29	15	11	26	+3
2001	13	13	26	24	9	33	-7
2002	18	13	31	13	**2**	15	+16
2003	25	12	37	12	6	18	+19†
2004	13	8	21	17	10	27	-6
2005	16	15	31	10	13	23	+8
2006	15	15	30	12	14	26	+4
2007	14	8	22	20	13	33	-11
2008	13	16	29	16	8	24	+5
2009	15	13	28	17	10	27	+1
2010	14	9	23	8	6	14	+9
2011	20	6	26	18	10	28	-2
2012	7	6	13	20	17	37	-24
2013	21	15	36	8	10	18	+18
2014	6	8	14	6	11	17	-3
2015	22	7	29	7	8	15	+14
2016	18	15	33	8	9	17	+16
2017	16	10	26	8	3	**11**	+15
2018	15	12	27	12	6	18	+9
2019	16	7	23	5	10	15	+8
2020	16	6	22	7	9	16	+6
2021	15	14	29	13	12	25	+4
2022	11	9	20	12	11	23	-3
2023	8	9	17	17	11	28	-11
2024	13	7	20	11	3	14	+6

Bold Denotes Club Record †Denotes NFL Season Leader * Nine Games #15 Games
Note: Chiefs six straight years (1990-95) with a +10 turnover ratio is an NFL record.

CAREER LEADERS

Games Played

Includes all players with 100 games played

	Player	Games Played
1.	Dustin Colquitt (2005-19)	238
2.	Will Shields (1993-06)	224
3.	Nick Lowery (1980-93)	212
4.	Jerrel Wilson (1963-77)	203
5.	Tony Gonzalez (1997-08)	190
6.	**Travis Kelce (2013-25)**	**188**
7.	Jan Stenerud (1967-79)	186
8.	Len Dawson (1962-75)	183
9.	Buck Buchanan (1963-75)	182
	Derrick Johnson (2005-17)	182
11.	Emmitt Thomas (1966-78)	181
12.	Jim Tyrer (1961-73)	180
13.	John Alt (1984-96)	179
14.	Jack Rudnay (1970-82)	178
15.	Ed Budde (1963-76)	177
	Tamba Hali (2006-17)	177
	James Winchester (2015-25)	**177**
18.	Derrick Thomas (1989-99)	169
	Tim Grunhard (1990-00)	169
20.	Bobby Bell (1963-74)	168
21.	Henry Marshall (1976-87)	165
22.	Johnny Robinson (1960-71)	164
23.	Tony Richardson (1995-05)	163
24.	Brian Waters (2000-10)	163
25.	Kevin Ross (1984-93, ’97)	156
26.	Jim Lynch (1967-77)	151
27.	Dave Hill (1963-74)	150
	Albert Lewis (1983-93)	150
	Chris Jones (2016-2025)	**150**
30.	Willie Lanier (1967-77)	149
31.	Deron Cherry (1981-91)	148
32.	Tom Condon (1974-84)	147
33.	Lloyd Burruss (1981-91)	145
34.	Casey Wiegmann (2001-07, 2010-11)	143
35.	Dave Szott (1990-00)	142
36.	Jerry Mays (1961-70)	140
37.	Rich Baldinger (1983-92)	139
	Dave Lutz (1983-92)	139
39.	Neil Smith (1988-96)	138
40.	Art Still (1978-87)	136
	Jonathan Hayes (1985-93)	136
42.	Mike Bell (1979-85, ’87-91)	135
43.	**Harrison Butker (2017-25)**	**133**
44.	Otis Taylor (1965-75)	130
45.	Jerome Woods (1996-05)	128
	Eric Hicks (1998-06)	128
47.	E.J. Holub (1961-70)	127
48.	Matt Herkenhoff (1976-85)	125
	Stephone Paige (1983-91)	125
	Dan Saleaumua (1989-96)	125
	Kimble Anders (1991-00)	125
	Anthony Sherman (2013-20)	125
53.	Gary Spani (1978-86)	124
	Patrick Mahomes (2017-25)	**124**
55.	John Browning (1996-05)	121
56.	Carlos Carson (1980-89)	120
57.	Charlie Getty (1974-82)	119
	Jason Dunn (2000-07)	119
59.	Fred Arbanas (1962-70)	118
	Dave Lindstrom (1978-85)	118
	Greg Wesley (2000-07)	118
	Dwayne Bowe (2007-14)	118
63.	Donnie Edwards (1996-01, 2007-08)	117
	Eric Fisher (2013-20)	117
65.	Bill Maas (1984-92)	116
66.	Jim Kearney (1967-75)	115
	Eric Warfield (1998-05)	115
68.	Daniel Sorensen (2014-21)	111
69.	Tracy Simien (1991-97)	109
70.	Sherrill Headrick (1960-67)	108
71.	Curtis McClinton (1962-69)	107
	Ed Beckman (1977-84)	107
73.	Bill Kenney (1980-88)	106
	Kendall Gammon (2000-06)	106
75.	Thomas Gafford (2008-14)	105
76.	Ed Podolak (1969-77)	104
	Dale Carter (1992-98)	104
78.	Chris Burford (1960-67)	103
	Leonard Griffin (1986-93)	103
	Jamaal Charles (2008-16)	103
81.	Justin Houston (2011-18)	102
	Allen Bailey (2011-18)	102
83.	Gary Barbaro (1976-82)	101
84.	Whitney Paul (1976-81, ’86)	100
	Gary Green (1977-83)	100

Games Started

Includes all players with 100 games started, compiled since 1968

	Player	Games Started
1.	Will Shields (1993-06)	223
2.	**Travis Kelce (2013-25)**	**181**
3.	Tony Gonzalez (1997-08)	174
4.	Jack Rudnay (1970-82)	171
5.	Derrick Johnson (2005-17)	169
6.	Tim Grunhard (1990-00)	164
7.	Len Dawson (1962-75)	157*
	Derrick Thomas (1989-99)	157
	Tamba Hali (2006-17)	157
10.	John Alt (1984-96)	149
	Brian Waters (2000-10)	149
12.	Emmitt Thomas (1966-78)	148**
13.	Kevin Ross (1984-93, ’97)	144
14.	Casey Wiegmann (2001-07, 2010-11)	143
15.	Willie Lanier (1967-77)	137**
	Jim Lynch (1967-77)	137**
17.	Dave Szott (1990-00)	136
18.	Henry Marshall (1976-87)	135
19.	Art Still (1978-81)	133
20.	**Chris Jones (2016-25)**	**129**
21.	Albert Lewis (1983-93)	128
22.	Neil Smith (1988-96)	127
23.	**Patrick Mahomes (2017-25)**	**125**
24.	Deron Cherry (1981-91)	124
25.	Dave Lutz (1983-92)	123
26.	Willie Lanier (1967-77)	122
	Matt Herkenhoff (1976-85)	122
28.	Tom Condon (1974-84)	119
29.	Dan Saleaumua (1989-96)	116
30.	Eric Fisher (2013-20)	113
31.	Jim Kearney (1967-75)	112**
	Dwayne Bowe (2007-14)	
33.	Bill Maas (1984-91)	111
34.	Buck Buchanan (1963-75)	109**
35.	Gary Spani (1978-86)	108
36.	Jerome Woods (1996-05)	105
37.	Charlie Getty (1974-82)	104
	Eric Hicks (1998-06)	104
40.	Lloyd Burruss (1981-91)	103
	Rich Baldinger (1983-92)	103
	Greg Wesley (2000-07)	103
43.	Gary Barbaro (1976-82)	101
44.	Donnie Edwards (1996-01, 2007-08)	100
	Mike Bell (1979-85, ’87-91)	100

* Includes all of Dawson’s starts dating back to ’62. ** Does not include starts prior to ’68.

Rushing

Includes all players with 1,000 rushing yards

		No.	Yds.	Avg.	TD
1.	Jamaal Charles (2008-15)	1322	7,260	5.5	43
2.	Priest Holmes (2001-07)	1321	6,070	4.6	76
3.	Larry Johnson (2003-09)	1375	6,015	4.4	55
4.	Christian Okoye (1987-92)	1246	4,897	3.9	40
5.	Ed Podolak (1969-77)	1157	4,451	3.8	34
6.	Abner Haynes (1960-64)	794	3,814	4.8	39
7.	Marcus Allen (1993-97)	932	3,698	4.0	44
8.	**Kareem Hunt (2017-18, 2024-25)795**		**3,320**	**4.2**	**30**
9.	Mike Garrett (1966-70)	736	3,246	4.4	24
10.	Curtis McClinton (1962-69)	762	3,124	4.1	18
11.	Herman Heard (1984-89)	651	2,694	4.1	13
12.	**Patrick Mahomes (2017-25)**	**494**	**2,670**	**5.4**	**18**
13.	Wendell Hayes (1968-74)	668	2,560	3.8	18
14.	Greg Hill (1994-97)	588	2,436	4.1	6
15.	Ted McKnight (1977-81)	528	2,344	4.4	22
16.	Barry Word (1990-92)	527	2,306	4.4	12
17.	Kimble Anders (1991-00)	490	2,261	4.6	9
18.	**Isiah Pacheco (2022-25)**	**548**	**2,450**	**4.5**	**14**
19.	Tony Reed (1977-80)	513	2,184	4.3	8
20.	Donnell Bennett (1994-00)	519	1,902	3.7	17
21.	C.Edwards-Helaire(2020-23)	441	1,845	4.2	12
22.	Robert Holmes (1968-71)	408	1,719	4.2	12
23.	Alex Smith (2013-17)	317	1,672	5.3	10
24.	Spencer Ware (2015-19)	354	1,621	4.6	11
25.	Tony Richardson (1995-05)	395	1,576	4.0	15
26.	Joe Delaney (1981-82)	321	1,501	4.6	3
27.	Woody Green (1974-76)	375	1,442	3.8	9
28.	Jack Spikes(1960-64)	329	1,392	4.2	12
29.	Thomas Jones (2010-11)	398	1,374	3.5	6
30.	Billy Jackson (1981-84)	399	1,365	3.4	16
31.	Len Dawson (1962-75)	283	1,253	4.4	9
32.	Bert Coan (1963-68)	273	1,249	4.6	15
33.	MacArthur Lane (1975-78)	318	1,209	3.8	8
34.	Mack Lee Hill (1964-65)	230	1,203	5.2	6
35.	Warren McVea (1969-73)	239	1,053	4.4	10
36.	James Hadnot (1980-83)	266	1,029	3.9	5

Receptions

Includes all players with 100 receptions

	Player	No.	Yds.	Avg.	TD
1.	**Travis Kelce (2013-25)**	**1,064**	**12,878**	**12.1**	**82**
2.	Tony Gonzalez (1997-08)	916	10,940	11.9	76

3.	Dwayne Bowe (2007-14)	532	7,155	13.4	44
4.	Tyreek Hill (2016-21)	479	6,630	13.8	56
5.	Henry Marshall (1976-87)	416	6,545	15.7	33
6.	Otis Taylor (1965-75)	410	7,306	17.8	57
7.	Chris Burford (1960-67)	391	5,505	14.1	55
8.	Stephone Paige (1983-91)	377	6,341	16.8	49
9.	Kimble Anders (1991-00)	369	2,829	7.7	9
10.	Carlos Carson (1980-89)	352	6,360	18.1	33
11.	Eddie Kennison (2001-07)	321	5,230	16.3	25
12.	Ed Podolak (1969-77)	288	2,456	8.5	6
13.	Jamaal Charles (2008-16)	285	2,457	8.6	20
14.	Priest Holmes (2001-07)	251	2,377	9.5	7
15.	Derrick Alexander (1998-01)	213	3,685	17.3	19
16.	Abner Haynes (1960-65)	199	2,739	13.8	17
17.	Fred Arbanas (1962-70)	198	3,101	15.7	34
18.	Todd McNair (1989-93, '96)	186	1,856	10.0	6
19.	J.J. Birden (1990-94)	183	2,819	15.4	14
20.	Tony Richardson (1995-05)	177	1,298	7.3	9
21.	Willie Davis (1991-95)	172	3,014	17.5	20
	Dexter McCluster (2010-13)	172	1,500	8.7	5
23.	J.T. Smith (1978-84)	167	2,273	13.6	8
24.	Mecole Hardman (2019-23)	165	2,206	13.4	16
25.	Walter White (1975-79)	163	2,396	14.7	16
	Frank Jackson (1961-65)	163	2,516	15.4	21
27.	Curtis McClinton (1962-69)	154	1,945	12.6	14
28.	Larry Johnson (2003-09)	151	1,369	9.1	6
29.	Emile Harry (1986-92)	149	1,999	13.4	9
30.	Dante Hall (2000-06)	145	1,615	11.1	9
	Demarcus Robinson(2016-21)	145	1,679	11.6	14
32.	Marcus Allen (1993-97)	141	1,153	8.2	3
	Mike Garrett (1966-70)	141	1,231	8.7	7
34.	Tony Reed (1977-80)	138	1,382	10.0	2
35.	Jonathan Hayes (1985-93)	135	1,541	11.4	12
36.	Johnnie Morton (2002-04)	134	1,932	14.4	8
37.	Andre Rison (1997-99)	133	1,852	13.9	12
38.	Herman Heard (1984-89)	132	1,125	8.5	3
39.	Jeremy Maclin (2015-16)	131	1,624	12.4	10
40.	MacArthur Lane (1975-78)	130	1,207	9.3	1
41.	Sammy Watkins (2018-20)	129	1,613	12.5	8
42.	Albert Wilson (2014-17)	124	1,544	12.5	7
43.	Wendell Hayes (1968-74)	116	993	8.6	5
44.	Keith Cash (1992-96)	111	1,046	9.4	9
45.	Samie Parker (2004-07)	110	1,529	13.9	7
46.	Chris Conley (2015-18)	104	1,238	11.9	6
47.	Lake Dawson (1994-97)	103	1,406	13.7	10

Receiving Yards

Includes all players with 1,000 receiving yards

	Player	Yds.	No.	Avg.	TD
1.	**Travis Kelce (2013-25)**	**12,878**	**1,064**	**12.1**	**82**
2.	Tony Gonzalez (1997-08)	10,940	916	11.9	76
3.	Otis Taylor (1965-75)	7,306	410	17.8	57
4.	Dwayne Bowe (2007-14)	7,155	532	13.4	44
5.	Tyreek Hill (2016-21)	6,630	479	13.8	56
6.	Henry Marshall (1976-87)	6,545	416	15.7	33
7.	Carlos Carson (1980-89)	6,360	352	18.1	33
8.	Stephone Paige (1983-91)	6,341	377	16.8	49
9.	Chris Burford (1960-67)	5,505	391	14.1	55
10.	Eddie Kennison (2001-07)	5,230	321	16.3	25
11.	Derrick Alexander (1998-01)	3,685	213	17.3	19
12.	Fred Arbanas (1962-70)	3,101	198	15.7	34
13.	Willie Davis (1991-95)	3,014	172	17.5	20
14.	Kimble Anders (1991-00)	2,829	369	7.7	9
15.	J.J. Birden (1990-94)	2,819	183	15.4	14
16.	Abner Haynes (1960-65)	2,739	199	13.8	17
17.	Frank Jackson (1961-65)	2,516	163	15.4	21
18.	Ed Podolak (1969-77)	2,456	288	8.5	6
19.	Jamaal Charles (2008-15)	2,443	283	8.6	20
20.	Walter White (1975-79)	2,396	163	14.7	16
21.	Priest Holmes (2000-07)	2,377	251	9.5	7
22.	J.T. Smith (1978-84)	2,273	167	3.6	8
23.	Mecole Hardman (2019-23)	2,206	165	13.3	16
24.	Emile Harry (1986-92)	1,999	149	13.4	9
25.	Curtis McClinton (1962-69)	1,945	154	12.6	14
26.	Johnnie Morton (2002-04)	1,932	134	14.4	8
27.	Todd McNair (1989-93, '96)	1,856	186	10.0	6
28.	Andre Rison (1997-99)	1,852	133	13.9	12
29.	Larry Brunson (1974-77)	1,723	98	17.6	5
30.	Demarcus Robinson (2016-21)	1,679	145	11.6	14
31.	Jeremy Maclin (2015-16)	1,624	131	12.4	10
32.	Dante Hall (2000-06)	1,615	145	11.1	9
33.	Sammy Watkins (2018-20)	1,613	129	12.5	8
34.	Albert Wilson (2016-17)	1,544	124	12.5	7
35.	Jonathan Hayes (1985-93)	1,541	135	11.4	12
36.	Samie Parker (2004-07)	1,529	110	13.9	7
37.	Dexter McCluster (2010-13)	1,500	172	8.7	5
38.	Frank Pitts (1965-70)	1,450	78	18.6	11
39.	Lake Dawson (1994-97)	1,406	103	13.7	10
40.	Tony Reed (1977-80)	1,382	138	10.0	2
41.	Larry Johnson (2003-09)	1,369	151	9.1	6
42.	Gloster Richardson (1967-70)	1,358	62	21.9	12
43.	Tony Richardson (1995-05)	1,298	177	7.3	9
44.	Anthony Hancock (1982-86)	1,266	73	17.3	5
45.	Chris Conley (2016-18)	1,238	104	11.9	6
46.	Mike Garrett (1966-70)	1,231	141	8.7	7
47.	Johnny Robinson (1960-71)	1,228	77	15.9	9
48.	MacArthur Lane (1975-78)	1,207	130	9.3	1
49.	Tim Barnett (1991-93)	1,188	82	14.5	10
50.	Kevin Lockett (1997-00)	1,164	87	13.4	4
51.	Marcus Allen (1993-97)	1,153	141	8.2	3
52.	Herman Heard (1984-89)	1,125	132	8.5	3
53.	Robb Thomas (1989-91)	1,098	92	11.9	7
54.	Elmo Wright (1971-74)	1,070	66	16.2	6
55.	Keith Cash (1992-96)	1,046	111	9.4	9
56.	Tony Moeaki (2010-13)	1,009	80	12.6	4
57.	Marquez Valdes-Scantling (2022-23)	1,002	63	15.9	3

Passing

Includes all players with 4,000 passing yards

	Player	Att.	Comp.	Yds.	Pct.	TD/INT
1.	**Mahomes(17-25)**	**4,645**	**3,077**	**35,750**	**66.2**	**267/84**
2.	Dawson (1962-75)	3,696	2,115	28,507	.572	237/178
3.	Green (2001-06)	2,777	1,720	21,459	.619	118/85
4.	Smith (2013-17)	2,436	1,587	17,608	.651	102/33
5.	Kenney (1979-88)	2,430	1,330	17,277	.547	105/86
6.	DeBerg (1988-91)	1,616	934	11,873	.578	67/50
7.	Livingston (68-79)	1,751	912	11,295	.521	56/83
8.	Grbac (1997-00)	1,548	897	10,643	.579	66/47
9.	Cassel (2009-12)	1,489	854	9,549	.574	59/44
10.	Bono (1994-96)	1,075	594	6,489	.553	37/27
11.	Montana (1993-94)	791	480	5,427	.607	29/16
12.	Fuller (1979-82)	817	465	5,333	.569	22/32
13.	Davidson (1960-61)	709	330	4,919	.465	32/39
14.	Huard (2004-08)	657	404	4,612	.615	24/18
15.	Blackledge (1993-87)	742	364	4,510	.491	26/32
16.	Krieg (1992-93)	602	335	4,353	.556	22/15

Scoring

Includes all players with 100 total points

	Player	TD	FG	PAT	2Pt.	Tot.
1.	Nick Lowery (1980-93)	0	329	479	0	1,466
2.	Jan Stenerud (1967-79)	0	279	394	0	1,231
3.	**Harrison Butker (2017-25)**	**0**	**240**	**367**	**0**	**1,087**
4.	**Travis Kelce (2013-25)**	**85**	**0**	**0**	**6**	**522**
5.	Ryan Succop (2009-13)	0	119	160	0	517
6.	Priest Holmes (2001-07)	83	0	0	1	500
7.	Tony Gonzalez (1997-08)	76	0	0	3	462
8.	Pete Stoyanovich (1996-00)	0	93	163	0	442
9.	Tyreek Hill (2016-21)	67	0	0	0	402
10.	Cairo Santos (2014-17)	0	89	125	0	392
11.	Jamaal Charles (2008-15)	64	0	0	1	386
12.	Larry Johnson (2003-09)	61	0	0	0	366
13.	Otis Taylor (1965-75)	60	0	0	0	360
14.	Abner Haynes (1960-64)	58	0	0	0	348
15.	Lawrence Tynes (2004-06)	0	68	137	0	341
16.	Chris Burford (1960-67)	55	0	0	1	332
17.	Stephone Paige (1983-91)	49	0	0	0	294
18.	Tommy Brooker (1962-66)	3	41	149	0	290
19.	Marcus Allen (1993-97)	47	0	0	1	284
20.	Dwayne Bowe (2007-14)	44	0	0	0	264
21.	Ed Podolak (1969-77)	40	0	0	0	240
	Christian Okoye (1987-92)	40	0	0	0	240
23.	Morten Andersen (2002-03)	0	38	109	0	223
24.	Jack Spikes (1960-64)	14	19	69	1	212
25.	Lin Elliott (1994-95)	0	49	64	0	211
26.	Henry Marshall (1976-86)	35	0	0	0	210
27.	Fred Arbanas (1962-70)	34	0	0	1	206
28.	Carlos Carson (1980-89)	33	0	0	0	198
29.	Curtis McClinton (1962-69)	32	0	0	2	196
30.	Mike Garrett (1966-70)	32	0	0	0	192
31.	Todd Peterson (2000-01)	0	42	52	0	178
32.	Frank Jackson (1961-65)	28	0	0	0	168
33.	Eddie Kennison (2001-07)	25	0	0	2	154
34.	Kareem Hunt (2017-18)	25	0	0	0	150
35.	Tony Richardson (1995-05)	24	0	0	0	144
36.	Wendell Hayes (1968-74)	23	0	0	0	138
	Ted McKnight (1977-81)	23	0	0	0	138
38.	Willie Davis (1991-95)	20	0	0	1	122
	Mecole Hardman (2019-23)	20	0	0	1	122
40.	Derrick Alexander (1998-01)	20	0	0	0	120
	Dante Hall (2000-06)	20	0	0	0	120
42.	**C.Edwards-Helaire(2020-23)**	**19**	0	0	1	**116**
43.	Bert Coan (1963-68)	19	0	0	0	114
44.	Kimble Anders (1991-00)	18	0	0	0	108
	Donnell Bennett (1994-00)	18	0	0	0	108
	Billy Jackson (1981-84)	18	0	0	0	108
	Johnny Robinson (1960-71)	18	0	0	0	108

Touchdowns

Includes all players with 20 total touchdowns

	Player	Rec.	Rush.	Return	Total
1.	**Travis Kelce (2013-25)**	**82**	**2**	**1***	**85**
2.	Priest Holmes (2001-07)	7	76	0	83
3.	Tony Gonzalez (1997-08)	76	0	0	76
4.	Tyreek Hill (2016-21)	56	6	5	67
5.	Jamaal Charles (2008-14)	20	43	1	64
6.	Larry Johnson (2003-09)	6	55	0	61
7.	Otis Taylor (1965-75)	57	3	0	60
8.	Abner Haynes (1960-64)	17	39	2	58
9.	Chris Burford (1960-67)	55	0	0	55
10.	Stephone Paige (1983-91)	49	0	0	49
11.	Marcus Allen (1993-97)	3	44	0	47
12.	Dwayne Bowe (2007-14)	44	0	0	44

13.	Ed Podolak (1969-77)	6	34	0	40
	Christian Okoye (1987-92)	0	40	0	40
	Kareem Hunt (2017-18, 2024-25)	**11**	**29**	**0**	**40**
16.	Henry Marshall (1976-86)	33	2	0	35
17.	Fred Arbanas (1962-70)	34	0	0	34
18.	Carlos Carson (1980-89)	33	0	0	33
19.	Curtis McClinton (1962-69)	14	18	0	32
	Mike Garrett (1966-70)	7	24	1	32
21.	Frank Jackson (1961-65)	21	7	0	28
22.	Eddie Kennison (2001-07)	25	0	0	25
23.	Tony Richardson (1995-05)	9	15	0	24
24.	Wendell Hayes (1968-74)	5	18	0	23
	Ted McKnight (1977-81)	1	22	0	23
26.	Willie Davis (1991-95)	20	0	0	20
	Derrick Alexander (1998-01)	19	1	0	20
	Dante Hall (2000-06)	9	0	11	20
	Mecole Hardman (2019-23)	16	2	2	20

*Offensive Return

Interceptions

Includes all players with 15 interceptions

	Player	No.	Yds.	Avg.	TD
1.	Emmitt Thomas (1966-78)	58	937	16.2	5
2.	Johnny Robinson (1960-71)	57	741	13.0	1
3.	Deron Cherry (1981-91)	50	688	13.8	1
4.	Gary Barbaro (1976-82)	39	771	19.8	3
5.	Albert Lewis (1983-93)	38	329	8.7	0
6.	Bobby Hunt (1962-67)	37	674	18.2	1
7.	Kevin Ross (1984-93, ’97)	30	561	18.7	2
8.	Greg Wesley (2000-07)	29	542	18.7	0
9.	Willie Lanier (1967-77)	27	440	16.3	2
10.	Bobby Bell (1963-74)	26	479	18.4	6
11.	Gary Green (1977-83)	24	330	13.8	1
12.	Jim Kearney (1967-75)	23	462	20.0	5
13.	Lloyd Burruss (1981-91)	22	509	23.1	4
14.	Dale Carter (1992-98)	21	183	18.7	1
	James Hasty (1995-00)	21	304	14.5	1
16.	Duane Wood (1960-64)	20	247	13.4	1
	Mike Sensibaugh (1971-75)	20	331	16.6	0
	Eric Warfield (1998-05)	20	236	11.8	3
19.	Dave Grayson (1961-64)	19	309	16.3	1
	Marcus Peters (2015-17)	19	480	25.3	2
21.	Jim Lynch (1967-77)	17	191	11.2	1
	Eric Harris (1980-82)	17	229	13.5	1
	Brandon Flowers (2008-13)	17	344	20.2	3
24.	Willie Mitchell (1964-70)	16	302	18.9	3
25.	Jerome Woods (1996-05)	15	282	18.8	2

Sacks

Includes all players with 20.0 sacks

1.	Derrick Thomas (1989-99)	126.5
2.	Tamba Hali (2006-17)	89.5
3.	Neil Smith (1988-96)	85.5
4.	**Chris Jones (2016-25)**	**84.5**
5.	Justin Houston (2011-18)	78.5
6.	Art Still (1978-87)	73.0*
7.	Mike Bell (1979-85, 87-91)	51.0*
8.	Eric Hicks (1998-06)	44.5
9.	Jared Allen (2004-07)	43.0
10.	Bill Maas (1984-92)	40.0
11.	Wilbur Young (1973-77)	35.0*
12.	Dee Ford (2014-18)	30.5
	George Karlaftis (2022-25)	**30.5**
14.	Dan Saleaumua (1989-96)	28.0
15.	John Browning (1996-05)	27.5
	Derrick Johnson (2005-17)	27.5
17.	Whitney Paul (1976-81, 86)	24.0*
18.	Joe Phillips (1992-97)	23.5
	Frank Clark (2019-22)	23.5

Note: Sacks became recognized as an official statistic in 1982. *The Chiefs began recording sacks in 1973.

Tackles

Includes all players with 500 tackles

1.	Derrick Johnson (2005-17)	1,262
2.	Art Still (1978-89)	1,992
3.	Gary Spani (1978-86)	999
4.	Derrick Johnson (2005-18)	934
5.	Deron Cherry (1981-91)	927
6.	Donnie Edwards (1996-2001, 07-08)	’883
7.	Kevin Ross (1984-93, 97)	827
8.	Derrick Thomas (1989-99)	728
9.	Jerome Woods (1996-05)	720
10.	Greg Wesley (2000-07)	703
11.	Lloyd Burruss (1981-91)	628
12.	Dino Hackett (1986-92)	625
13.	Tracy Simien (1991-97)	595
14.	Eric Hicks (1998-06)	574
15.	Marvcus Patton (1999-02)	573
16.	Albert Lewis (1983-93)	555
17.	Neil Smith (1988-96)	546

Punting

Based on Avg.; minimum 200 punts

	Player	No.	Yds.	Avg.
1.	Tommy Townsend (2020-23)	201	9,533	47.43
2.	Dustin Colquitt (2005-19)	1,124	50,393	44.83
3.	Jerrel Wilson (1963-77)	1,018	44,218	43.44
4.	Louie Aguiar (1994-98)	421	17,930	42.59
5.	Jim Arnold (1983-85)	284	11,934	42.02
6.	Bryan Barker (1990-93)	272	11,267	41.42
7.	Bob Grupp (1979-81)	214	8,756	40.92
8.	Kelly Goodburn (1987-90)	219	8,812	40.24

Punt Returning

Based on Avg.; minimum 50 punt returns

	Player	No.	Yds.	Avg.	TD
1.	Dexter McCluster (2010-13)	79	959	12.1	3
2.	Tyreek Hill (2016-21)	86	1,009	11.7	4
3.	Noland Smith (1967-69)	53	589	11.1	1
4.	Abner Haynes (1960-64)	55	598	10.9	0
5.	Tamarick Vanover (1995-99)	181	1,930	10.7	4
6.	J.T. Smith (1979-84)	216	2,289	10.6	4
7.	Willie Mitchell (1964-70)	56	564	10.1	1
8.	Dante Hall (2000-06)	188	1,882	10.0	5

Kickoff Returning

Based on Avg,; minimum 50 returns

	Player	No.	Yds.	Avg.	TD
1.	Knile Davis (2013-16)	72	1,942	27.0	2
2.	Noland Smith (1967-69)	68	1,822	26.8	1
3.	Dave Grayson (1961-64)	84	2,231	26.6	1
4.	Abner Haynes (1960-64)	52	1,326	25.5	1
5.	De'Anthony Thomas (2014-19)	58	1,422	24.5	0
6.	Jamaal Charles (2008-16)	51	1,246	24.4	1
7.	Tamarick Vanover (1995-99)	212	5,099	24.1	4
8.	Dante Hall (2000-06)	360	8,644	24.0	6

SUPERLATIVES

LONGEST PLAYS

Rushing

	Player (Opponent, Date)	Yards
1.	Jamaal Charles (at New Orleans, 9/23/12)	91 (TD)
	Damien Williams (vs. Minnesota, 11/3/19)	91 (TD)
3.	Jamaal Charles (vs. Indianapolis, 12/23/12)	86 (TD)
4.	Ted McKnight (at Seattle, 9/30/79)	84 (TD)
	Damien Williams (vs. L.A. Chargers, 12/29/19)	84 (TD)
6.	Joe Delaney (vs. Denver, 10/18/81)	82 (TD)
	Derrick Alexander (vs. Pittsburgh, 12/18/99)	82 (TD)
8.	Abner Hayes (at N.Y. Jets, 11/29/64)	80 (TD)
	Warren McVea (vs. Cincinnati, 10/26/69)	80 (TD)
	Jamaal Charles (at St. Louis, 12/19/10)	80 (TD)
	Jamaal Charles (at Cleveland, 12/9/12)	80 (TD)
12.	Mike Garrett (vs. Houston, 10/30/66)	77 (TD)
13.	Robert Holmes (at Miami, 9/28/68)	76 (TD)
	Steve Bono (at Arizona, 10/1/95)	76 (TD)
	Jamaal Charles (vs. Buffalo, 12/13/09)	76 (TD)
16.	Jack Spikes (vs. San Diego, 9/10/61)	74 (TD)
17.	Abner Haynes (vs. Buffalo, 9/30/62)	71 (TD)
18.	Thomas Jones (vs. Jacksonville, 10/24/10)	70
	Tyreek Hill (vs. Denver, 12/25/16)	70 (TD)
	Alex Smith (at N.Y. Jets, 12/3/17)	70

Passing

	Player (Opponent, Date)	Yards
1.	*Trent Green - Marc Boerigter (vs. San Diego, 12/22/02)	99 (TD)
2.	**Mike Livingston - Otis Taylor (vs. Miami, 10/19/69)	93 (TD)
3.	Len Dawson - Tommy Brooker (at Denver, 11/18/62)	92 (TD)
	Len Dawson - Gloster Richardson (at Oakland, 11/3/68)	92 (TD)
5.	Len Dawson - Frank Pitts (vs. Boston, 11/17/68)	90 (TD)
	Steve DeBerg - J.J. Birden (vs. San Diego, 11/18/90)	90 (TD)
7.	**P. Mahomes - D. Robinson (vs. Oakland, 12/30/18)**	**89 (TD)**
8.	Len Dawson - Otis Taylor (vs. Miami, 11/13/66)	89 (TD)
9.	Steve DeBerg - Stephone Paige (at New England, 12/2/90)	86 (TD)
	Elvis Grbac - Derrick Alexander (at Chicago, 9/12/99)	86 (TD)
11.	Len Dawson - Larry Brunson (vs. San Diego, 11/10/74)	84 (TD)
	Bill Kenney - Stephone Paige (vs. San Diego, 12/22/85)	84 (TD)
13.	Steve DeBerg - Stephone Paige (at Denver, 9/17/90)	83 (TD)
	P. Mahomes - M. Hardman (vs. Baltimore, 9/22/19)	**83 (TD)**
15.	Len Dawson - Frank Jackson (vs. N.Y. Jets, 12/22/63)	82 (TD)
	Len Dawson - Otis Taylor (vs. Pittsburgh, 10/18/71)	82
17.	Len Dawson - Frank Jackson (at Denver, 9/7/63)	81 (TD)
	Bill Kenney - Carlos Carson (vs. Seattle, 12/27/87)	81 (TD)
	Elvis Grbac - Derrick Alexander (vs. San Diego, 10/31/99)	81 (TD)
	Elvis Grbac - Derrick Alexander (at New England, 12/4/00)	81 (TD)
21.	Steve DeBerg - Carlos Carson (at N.Y. Jets, 10/2/88)	80 (TD)
	Rich Gannon - Andre Rison (vs. Seattle, 10/4/98)	80 (TD)
	Alex Smith - Travis Kelce (vs. Denver, 12/25/16)	80 (TD)
	Alex Smith- Charcandrick West (vs. Broncos, 11/15/15)	80 (TD)

*Tied NFL record **Taylor accounted for 79 yards, then lateralled to Robert Holmes for 14 yards.

Interception Returns

	Player (Opponent, Date)	Yards
1.	Gary Barbaro (vs. Seattle, 12/11/77)	102 (TD)
2.	Tim Collier (at Oakland, 12/18/77)	100 (TD)
	Sean Smith (at Buffalo, 11/3/13)	100 (TD)
4.	Dave Grayson (vs. New York Titans, 12/17/61)	99 (TD)
	Kevin Ross (at San Diego, 9/6/92)	99 (TD)
	Jaylen Watson (vs. L.A. Chargers, 9/15/22)	**99 (TD)**
7.	Andy Studebaker (vs. Pittsburgh, 11/22/09)	94
8.	Brandon Flowers (at N.Y. Jets, 10/26/08)	91 (TD)
9.	Mark McMillian (at San Diego, 12/14/97)	87 (TD)
10.	Lloyd Burruss (L.A. Raiders, 10/28/91)	83
11.	David Webster (vs. Oakland, 10/9/60)	80 (TD)
12.	Jerome Woods (at Green Bay, 10/12/03)	79 (TD)

Fumble Returns

	Player (Opponent, Date)	Yards
1.	Chris Martin (vs. Miami, 10/13/91)	100 (TD)
2.	Bashaud Breeland (at Detroit, 9/29/19)	100 (TD)
3.	Mike Edwards (at L.A. Chargers, 1/7/24)	97 (TD)
4.	Gary Spani (at Oakland, 10/25/81)	91 (TD)
5.	Derrick Thomas (at Seattle, 12/5/93)	86 (TD)
	Nick Bolton (at Denver, 1/8/22)	**86 (TD)**
7.	James Hasty (vs. Oakland, 9/8/96)	80 (TD)
	Sammy Knight (vs. Washington, 10/16/05)	80 (TD)
9.	Donnie Edwards (at Chicago, 9/12/99)	79 (TD)
10.	Maurice Leggett (at Oakland, 11/30/08)	67 (TD)
11.	Thomas Howard (at Pittsburgh, 9/6/81)	65 (TD)
12.	Mike Edwards (four yards) and **Bryan Cook (59 yards)(vs. Miami*, 11/5/23)**	**63 (TD)**
13.	Jerry Mays (vs. N.Y. Jets, 12/22/63)	58 (TD)
14.	Tyron Brackenridge (at San Diego, 9/30/07)	50 (TD)
15.	Whitey Paul (vs. Denver, 10/18/81)	47 (TD)

*Game in Frankfurt, Germany

Punt Returns

	Player (Opponent, Date)	Yards
1.	Tyreek Hill (vs. San Diego, 1/1/17)	95 (TD)
2.	Dexter McCluster (vs. San Diego, 9/13/10)	94 (TD)
3.	Dante Hall (vs. Denver, 10/5/03)	93 (TD)
4.	Tyreek Hill (at LA Chargers, 9/9/18)	91 (TD)
5.	Dante Hall (vs. Arizona, 12/1/02)	90 (TD)
6.	Dexter McCluster (vs. N.Y Giants, 9/29/13) 89	(TD)
7.	J.T. Smith (vs. Oakland, 9/23/79)	88 (TD)
8.	Dale Carter (at Seattle, 11/22/92)	86 (TD)
	Tamarick Vanover (vs. San Diego, 10/9/95)	86 (TD)
	Dante Hall (vs. St. Louis, 12/8/02)	86 (TD)
11.	*Jitter Fields (vs. Denver, 10/18/87)	85 (TD)
12.	Tamarick Vanover (vs. Oakland, 1/2/00)	84 (TD)
13.	Tamarick Vanover (vs. Buffalo, 9/14/97)	82 (TD)
	Tyreek Hill (at Houston, 10/8/17)	82 (TD)
15.	De'Anthony Thomas (vs. Oakland, 12/14/14)	81 (TD)
16.	Noland Smith (vs. N.Y. Jets, 9/15/68)	80 (TD)
	Tamarick Vanover (at Denver, 12/5/99)	80 (TD)

* Replacement game

Kickoff Returns

	Player (Opponent, Date)	Yards
1.	Knile Davis (vs. Denver, (12/1/13)	108 (TD)
2.	Noland Smith (at Denver, 12/17/67)	106 (TD)
3.	Mecole Hardman (vs. L.A. Chargers, 12/29/19)	104 (TD)
4.	Byron Pringle (at Denver, 10/25/20)	102 (TD)
5.	Dante Hall (vs. Pittsburgh, 9/14/03)	100 (TD)
6.	Dave Grayson (at Denver, 9/7/63)	99 (TD)
	Tamarick Vanover (at Seattle, 9/3/95)	99 (TD)
	Knile Davis (vs. St. Louis, 10/26/14)	99 (TD)
9.	Boyce Green (at Pittsburgh, 12/21/86)	97 (TD)
	Tamarick Vanover (at Denver, 10/27/96)	97 (TD)
	Dante Hall (at Baltimore, 9/28/03)	97 (TD)
	Dante Hall (vs. Denver, 12/19/04)	97 (TD)
	Jamaal Charles (vs. Pittsburgh, 11/22/09)	97 (TD)
	Tremon Smith (at New England, 10/14/18)	97
15.	Dante Hall (vs. San Diego, 11/28/04)	96 (TD)
	Dante Hall (vs. Philadelphia, 10/2/05)	96 (TD)
17.	Paul Palmer (vs. San Diego, 9/13/87)	95 (TD)
	Quintin Demps (at Washington, 12/8/813)	95 (TD)

Punts

	Player (Opponent, Date)	Yards
1.	Dustin Colquitt (vs. San Diego 12/2/07)	81
2.	Dustin Colquitt (at Denver 12/31/17)	77
3.	Dan Stryzinski (vs. Oakland, 9/9/01)	76
	Tommy Townsend (at Denver, 12/12/22)	76
5.	Bob Grupp (vs. San Diego, 11/4/79)	74
	Tommy Townsend (L.A. Chargers, 9/15/22)	74
6.	Dustin Colquitt (vs. Oakland, 9/14/08)	73
7.	Dustin Colquitt (at Oakland, 12/23/06)	72
	Dustin Colquitt (at St. Louis, 12/19/10)	72
	Matt Araiza (at Pittsburgh, 12/25/24) 72	
10.	Dustin Colquitt (at Oakland, 12/16/12)	71
11.	Jerrel Wilson (at Denver, 10/11/64)	70
	Jerrel Wilson (vs. Buffalo, 10/18/64)	70
	Jerrel Wilson (vs. Houston, 11/28/68)	70
	Dustin Colquitt (at Jacksonville, 11/8/09)	70

Field Goals

	Player (Opponent, Date)	Yards
1.	**Harrison Butker (vs. Buffalo, 10/16/22)**	**62**
2.	**Harrison Butker (vs. Denver, 10/12/23)**	**60**
3.	Matthew Wright (vs. Las Vegas, 10/10/22)	59
	Harrison Butker (at L.A. Chargers, 9/5/25)	**59**
5.	Nick Lowery (at Washington, 9/18/83)	58
	Nick Lowery (vs. L.A. Raiders, 9/12/85)	58
	Harrison Butker (at L.A. Chargers, 9/20/20)	**58**
8.	Nick Lowery (vs. Seattle, 9/14/80)	57
9.	**Harrison Butker (at Chicago, 12/22/19)**	**56**
	Harrison Butker (vs. Denver, 12/5/21)	**56**
	Harrison Butker (at Denver, 10/29/23)	**56**
	Harrison Buker (vs. Philadelphia, 9/14/25) 56	
12.	Jan Stenerud (at Denver, 10/4/70)	55
	Harrison Butker (vs. Carolina, 11/8/20)	**55**
	Harrison Butker (vs. Green Bay, 11/7/21)	**55**
15.	Jan Stenerud (at Houston, 9/9/67)	54
	Jan Stenerud (at Denver, 10/5/69)	54
	Jan Stenerud (at San Francisco, 12/6/71)	54
	Nick Lowery (vs. L.A. Raiders, 11/6/83)	54
	Nick Lowery (at Detroit, 11/26/87)	54
	Pete Stoyanovich (vs. Denver, 11/16/97)	54
	Ryan Succop (vs. Minnesota, 10/2/11)	54
	Cairo Santos (at Houston, 9/18/16)	54
	Harrison Butker (at Seattle, 12/23/18)	**54**
	Harrison Butker (vs. Minnesota, 11/3/19)	**54**
	Harrison Butker (vs. Buffalo, 10/10/21)	**54**
	Harrison Butker (vs. Las Vegas, 12/12/21)	**54**
	Harrison Butker (at Arizona, 9/11/22)	**54**
	Harrison Butker (at New England, 12/17/23)	**54**
	Harrison Butker (vs. Cincinnati, 12/31/23)	**54**
	Harrison Butker (at New York Giants, 9/21/25)	**54**
30.	Pete Stoyanovich (at Seattle, 11/8/98)	53
	Lawrence Tynes (vs. San Diego, 10/22/06)	53
	Ryan Succop (at Baltimore, 9/13/09)	53
	Ryan Succop (at St. Louis, 12/19/10)	53
	Ryan Succop (vs. New York Jets, 12/11/11)	53
	Cairo Santos (vs. St. Louis, 10/26/14)	53
	Cairo Santos (vs. at Baltimore, 12/20/15)	53

	Harrison Butker (at Oakland, 10/19/17)	**53**
	Harrison Butker (vs. Oakland, 12/10/17)	**53**
	Harrison Butker (vs. Atlanta, 12/27/20)	**53**
	Harrison Butker (vs. Dallas, 11/21/21)	**53**
41.	Jan Stenerud (at Miami, 9/28/68)	52
	Jan Stenerud (vs. Cincinnati, 10/13/68)	52
	Jan Stenerud (vs. Buffalo, 12/7/69)	52
	Jan Stenerud (at Washington, 10/10/76)	52
	Nick Lowery (vs. Detroit, 10/26/80)	52
	Nick Lowery (vs. Oakland, 10/11/81)	52
	Nick Lowery (at Cincinnati, 9/9/84)	52
	Nick Lowery (at New York Giants, 11/25/84)	52
	Nick Lowery (at New Orleans, 9/8/85)	52
	Nick Lowery (at Detroit, 11/26/87)	52
	Nick Lowery (vs. Denver, 9/20/93)	52
	Eddie Murray (vs. Pittsburgh, 10/25/92)	52
	Pete Stoyanovich (at St. Louis, 10/26/97)	52
	Lawrence Tynes (at Miami, 10/21/05)	52
	Lawrence Tynes (at San Diego, 12/17/06)	52
	Ryan Succop (vs. Oakland, 10/28/12)	52
	Ryan Succop (vs. Carolina, 12/2/12)	52
	Harrison Butker (at Washington, 10/17/21)	**52**
	Harrison Butker (at L.A. Chargers, 11/20/22)	**52**
60.	Ben Agajanian (vs. Buffalo, 11/12/61)	51
	Jan Stenerud (at Dallas, 11/10/75)	51
	Nick Lowery (at Houston, 10/9/88)	51
	Nick Lowery (at N.Y. Giants, 12/11/88)	51
	Pete Stoyanovich (vs. Detroit, 9/26/99)	51
	Todd Peterson (vs. Denver, 12/16/01)	51
	Lawrence Tynes (at Miami 10/21/05)	51
	Ryan Succop (vs. Minnesota, 10/2/11)	51
	Ryan Succop (vs. N.Y. Giants, 9/29/13)	51
	Cairo Santos (at Cincinnati, 10/4/15)	51
	Cairo Santos (vs. Jacksonville, 11/6/16)	51
	Harrison Butker (vs. Denver, 10/30/17)	**51**
	Harrison Butker (vs. L.A. Chargers, 12/16/17)	**51**
	Harrison Butker (at Denver, 1/8/22)	**51**
	Harrison Butker (vs. Cincinnati, 9/15/24) 51	
75.	Mike Mercer (vs. San Diego, 11/6/66)	50
	Jan Stenerud (vs. Oakland, 11/23/67)	50
	Jan Stenerud (at San Diego, 10/29/72)	50
	Jan Stenerud (vs. Oakland, 12/8/74)	50
	Nick Lowery (vs. Seattle, 9/14/80)	50
	Nick Lowery (at Pittsburgh, 12/14/80)	50
	Nick Lowery (vs. Denver, 9/18/88)	50
	Nick Lowery (at Pittsburgh, 10/29/89)	50
	Pete Stoyanovich (at San Diego, 11/22/98)	50
	Morten Andersen (vs. Miami, 9/29/02)	50
	Lawrence Tynes (at Denver, 9/12/04)	50
	Lawrence Tynes (at San Diego, 1/2/05)	50
	Ryan Succop (at Oakland, 11/15/09)	50
	Cairo Santos (at Denver, 11/15/15)	50
	Harrison Butker (at Oakland, 12/2/18)	**50**
	Harrison Butker (vs. Oakland, 12/1/19)	**50**

BIG YARDAGE DAYS

Rushing

Includes all players with 150 rushing yards

	Player (Opponent, Date)	
1.	Jamaal Charles (at Denver, 1/3/10)	259
2.	Jamaal Charles (at New Orleans, 9/23/12)	233
3.	Jamaal Charles (vs. Indianapolis, 12/23/12)	226
4.	Larry Johnson (at Houston, 11/20/05)	211
5.	Larry Johnson (vs. Cincinnati, 1/1/06)	201
6.	Barry Word (vs. Detroit, 10/14/90)	200
7.	Larry Johnson (vs. Denver, 9/28/08)	198
8.	Priest Holmes (at Seattle, 11/24/02)	197
9.	Joe Delaney (vs. Houston, 11/15/81)	193
10.	Mike Garrett (vs. N.Y. Jets, 11/5/67)	192
11.	Derrick Blaylock (at New Orleans, 11/14/04)	186
12.	Priest Holmes (at San Diego, 11/4/01)	181
13.	Priest Holmes (at New England, 9/22/02)	180
14.	Jamaal Charles (vs. Buffalo, 10/31/10)	177
15.	Jamaal Charles (at Seattle, 11/28/10)	173
16.	Larry Johnson (at St. Louis, 11/5/06)	172
	Kareem Hunt(at L.A. Chargers, 9/24/17)	172
18.	Christian Okoye (vs. Dallas, 10/22/89)	170
19.	Mike Garrett (at Denver, 12/17/67)	169
20.	Priest Holmes (at Oakland, 12/9/01)	168
21.	Larry Johnson (at N.Y. Giants, 12/17/05)	167
22.	Jamaal Charles (at Cleveland, 12/9/12)	165
23.	Abner Hayes (vs. Buffalo, 9/30/62)	164
24.	Priest Holmes (at San Diego, 11/30/03)	162
25.	Mike Garrett (at San Diego, 12/18/66)	161
	Priest Holmes (at Denver, 12/15/02)	161
	Clyde Edwards-Helaire (at Buffalo 10/19/20)	161
28.	Jamaal Charles (vs. Seattle 11/16/14)	159
29.	Abner Hayes (vs. Oakland, 11/26/61)	158
	Robert Holmes (at Cincinnati, 11/10/68)	158
31.	Abner Hayes (at New York Titans, 11/24/60)	157
	Larry Johnson (vs. Denver, 11/23/06)	157
33.	Abner Hayes (at Houston, 11/22/64)	156
	Christian Okoye (at Seattle, 11/1/89)	156
	Tony Richardson (vs. Denver, 12/17/00)	156
36.	Larry Johnson (vs. Seattle, 10/29/06)	155
	Kareem Hunt (vs. L.A. Chargers, 12/16/17)	155
38.	Larry Johnson (vs. Oakland, 11/19/06)	154
	Jamaal Charles (vs. Cleveland, 12/20/09)	154
40.	Christian Okoye (at Miami, 10/13/91)	153
41.	Priest Holmes (at N.Y Jets, 10/6/02)	152

Passing

Includes all players with 350 passing yards

	Player (Opponent, Date)	
1.	Elvis Grbac (at Oakland, 11/5/00)	504
2.	**Patrick Mahomes (at L.A. Rams, 11/19/18)**	**478**
3.	Matt Cassel (at Denver, 11/14/10)	469
4.	**Patrick Mahomes (at Tampa Bay, 11/29/20)**	**462**
5.	**Patrick Mahomes (at Tennessee, 11/10/19)**	**446**
	Patrick Mahomes (vs. Tennessee, 11/6/22)	**446**
7.	**Patrick Mahomes (at Oakland, 9/15/19)**	**443**
8.	Len Dawson (vs. Denver, 11/1/64)	435
9.	**Patrick Mahomes (vs. L.A. Chargers, 10/22/23)**	**424**
10.	**Patrick Mahomes (at San Francisco, 10/23/22)**	**423**
11.	**Patrick Mahomes (vs. N.Y Jets, 11/1/20)**	**416**
12.	Bill Kenney (at San Diego, 12/11/83)	411
13.	**Patrick Mahomes (at L.A. Chargers, 12/16/21)**	**410**
14.	**Patrick Mahomes (at Las Vegas, 11/14/21)**	**406**
15.	Trent Green (at Green Bay, 10/12/03)	400
16.	Bill Kenney (at New Orleans, 9/8/85)	397
	Trent Green (at Denver, 12/7/03)	397
	Patrick Mahomes (at Washington, 10/17/21)	**397**
19.	Steve DeBerg (at Denver, 9/17/90)	395
20.	Joe Montana (at Denver, 10/17/94)	393
	Patrick Mahomes (at Miami, 12/13/20)	**393**
22.	Trent Green (vs. Indianapolis, 10/31/04)	389
	Alex Smith (at Cincinnati, 10/4/15)	386
24.	**Patrick Mahomes (at Baltimore, 9/28/20)**	**385**
25.	Len Dawson (vs. San Diego, 11/10/74)	381
	Trent Green (vs. New England, 11/22/04)	381
27.	**Patrick Mahomes (at Jacksonville, 9/8/19)**	**378**
28.	**Patrick Mahomes (vs. Baltimore, 12/9/18)**	**377**
29.	**Patrick Mahomes (at Cleveland, 11/4/18)**	**375**
30.	**Patrick Mahomes (vs. Baltimore, 9/22/19)**	**374**
31.	Trent Green (at San Diego, 1/2/05)	373
32.	**Patrick Mahomes (vs. Carolina, 11/8/20)**	**372**
33.	Trent Green (at Tampa Bay, 11/7/04)	369
34.	Trent Green (vs. Cleveland, 11/9/03)	368
	Alex Smith (at New England, 9/7/17)	368
36.	Alex Smith (at N.Y. Jets) 12/3/17)	366
37.	Bill Kenney (at Denver, 10/30/83)	365
38.	Len Dawson (at San Diego, 10/15/67)	364
39.	Alex Smith (vs. San Diego, 9/11/16)	363
40.	Joe Montana (at Atlanta, 9/18/94)	361
41.	**Patrick Mahomes (at Arizona, 9/11/22)**	**360**
42.	Trent Green (vs. Oakland, 12/25/04)	358
	Patrick Mahomes (vs. Cincinnati, 10/21/18)	**358**
44.	Len Dawson (at Buffalo, 12/12/65)	356
45.	Trent Green (at Arizona, 10/21/01)	352
	Patrick Mahomes (at New England, 10/14/18)	**352**
	Patrick Mahomes (at Denver, 12/11/22)	**352**
	Patrick Mahomes (vs. Indianapolis, 11/23/25)	**352**
49.	Elvis Grbac (at New England, 12/4/00)	350

Receiving

Includes all players with 150 receiving yards

	Player (Opponent, Date)	
1.	Stephone Paige – 8 rec. (vs. San Diego, 12/22/85)	309
2.	Tyreek Hill - 13 rec. (at Tampa Bay, 11/29/20)	269
3.	Tyreek Hill - 10 rec. (at L.A. Rams, 11/19/18)	215
4.	Curtis McClinton – 5 rec. (vs. Denver, 12/19/65)	213
5.	Stephone Paige – 10 rec. (at Denver, 9/17/90)	206
6.	Sammy Watkins– 9 rec. (at Jacksonville, 9/8/19)	198
7.	Carlos Carson – 9 rec. (at San Diego, 10/25/87)	197
	Tyreek Hill - 11 rec. (vs. Cleveland, 9/12/21)	197
9.	Jamaal Charles- 8 rec. (at Oakland, 12/15/13)	195
10.	Larry Brunson- 8 rec. (vs. San Diego, 11/10/74)	193
11.	**Travis Kelce - 10 rec (at L.A. Chargers, 12/16/21)**	**191**
12.	Otis Taylor – 6 rec. (vs. Pittsburgh, 10/18/71)	190
13.	J.J. Birden – 8 rec. (at Raiders, 12/22/91)	188
14.	Otis Taylor – 5 rec. (vs. Houston, 10/30/66)	187
15.	Dwayne Bowe – 13 rec. (at Denver, 11/14/10)	186
	Tyreek Hill - 11 rec. (at Philadelphia, 10/3/21)	186
17.	Tyreek Hill - 6 rec. (at N.Y. Jets, 12/3/17)	185
18.	**Travis Kelce - 12 rec (vs. L.A. Chargers, 10/22/23)**	**179**
19.	Henry Marshall – 9 rec. (at Baltimore, 12/21/80)	176
20.	Frank Jackson – 10 rec. (at N.Y. Jets, 11/29/64)	175
21.	Carlos Carson – 8 rec. (at New Orleans, 9/8/85)	173
	Derrick Alexander – 5 rec. (at San Diego, 11/22/98)	173
23.	Demarcus Robinson– 6 rec. (at Oakland, 9/15/19)	172
24.	Chris Burford – 10 rec. (at Boston, 10/12/62)	171
25.	Dwayne Bowe – 13 rec. (at Seattle, 11/28/10)	170
26.	Tyreek Hill - 7 rec (at L.A. Chargers, 9/9/18)	169
27.	**Travis Kelce - 12 rec (at Oakland, 12/2/18)**	**168**
28.	Willie Davis – 5 rec. (vs. Philadelphia, 10/11/92)	167
29.	Henry Marshall – 8 rec. (vs. Seattle, 12/9/84)	166
30.	Carlos Carson – 7 rec. (vs. San Diego, 10/14/84)	165
	Carlos Carson – 7 rec. (at San Diego, 12/11/84)	165
32.	Dwayne Bowe – 8 rec. (at San Diego, 9/30/07)	164
33.	Stephone Paige – 7 rec. (at Pittsburgh, 10/9/89)	163
34.	Carlos Carson – 5 rec. (at N.Y. Jets, 10/2/88)	162
	Andre Rison – 8 rec. (at Oakland, 9/8/97)	162
36.	Jeremy Maclin - 9 rec. (vs. Buffalo, 11/29/15)	160
	Travis Kelce - 11 rec (vs. Denver, 12/15/16)	**160**
38.	Emile Harry – 11 rec. (at Cleveland, 11/24/91)	159
	Travis Kelce - 10 rec (vs. Carolina, 11/8/20)	**159**
40.	Tyreek Hill - 11 rec (at Tennessee, 11/10/19)	157

41.	Chris Burford – 10 rec. (at Boston, 9/25/66)	155
	Willie Davis – 6 rec. (at Seattle, 9/3/95)	155
43.	Derrick Alexander – 6 rec. (at Chicago, 9/12/99)	154
44.	Carlos Carson – 5 rec. (at N.Y. Giants, 11/25/84)	153
	Derrick Alexander – 5 rec. (vs. Seattle, 10/2/00)	153
	Dwayne Bowe – 6 rec. (vs. Tennessee, 12/26/10)	153
47.	Eddie Kennison – 7 rec. (vs. Cincinnati 1/1/06)	151
	Stephone Paige – 7 rec. (at New England, 12/2/90)	151

Game-Winning Field Goals

Chiefs kickers have connected on 25 game-winning field goals as time expired or in sudden death overtime situations throughout the franchise's history. The biggest was a 25-yard kick by K Tommy Brooker that ended the second-longest game in pro football history. Brooker's FG concluded the 1962 AFL Championship Game with an elapsed time of 77:54 as the Dallas Texans claimed a 20-17 win at Houston (12/13/62). Brooker received a celebratory postgame escort off the field from TE Fred Arbanas (#84) and DB Bobby Hunt (#20). Among the 11kickers to hit a game-winning kick for Kansas City, K Harrison Butker booted a team-record five game-winning FGs, while Butker also owns the longest kick to ever win a game for the Chiefs, a 58-yard effort at the Los Angeles Chargers (9/20/20), which occurred after making a 53-yard FG that was nullified by a false start, and after making a 58-yard FG that was nullified by a Chargers timeout prior to the attempt.

Date		Opp.	Kicker	Length	Final Score
12/23/62	@	HOU	Brooker	25	20-17 2 OT*
11/23/75		DET	Stenerud	26	24-21 OT
10/17/76	@	MIA	Stenerud	34	20-17 OT
10/23/83	@	HOU	Lowery	41	13-10 OT
12/8/91		SD	Lowery	18	20-17 OT
1/8/94		PIT	Lowery	32	27-24 OT**
9/10/95		NYG	Elliott	23	20-17 OT
9/28/97		SEA	Stoyanovich	41	20-17 OT
11/16/97		DEN	Stoyanovich	54	24-22
11/28/99	@	OAK	Stoyanovich	44	37-34
12/16/01		DEN	Peterson	32	26-23 OT
9/8/02	@	CLE	Andersen	30	40-39
11/22/09		PIT	Succop	22	27-24 OT
10/31/10		BUF	Succop	35	13-10 OT
10/23/11		SD	Succop	30	23-20 OT
9/23/12	@	NO	Succop	31	27-24 OT
11/13/16	@	CAR	Santos	37	20-17
11/27/16	@	DEN	Santos	34	30-27 OT
12/31/17	**@**	**DEN**	**Butker**	**30**	**27-24**
11/3/19		**MIN**	**Butker**	**44**	**26-23**
9/20/20	**@**	**LAC**	**Butker**	**58**	**23-20 OT**
9/15/24		**CIN**	**Butker**	**51**	**26-25**
11/24/24	@	CAR	Shrader	31	30-27
12/8/24		LAC	Wright	31	19-17
11/23/25		**IND**	**Butker**	**27**	**23-20 OT**

*AFL Championship Game
**AFC Wild Card Game

CHIEFS RECORD WHEN...

THROUGH 2025, WEEK 14

Chiefs Record When...

Regular Season	553-448-12 (.546)
Preseason:	141-124-3 (.531)
Postseason:	26-22-0 (.541)
Regular Season Only:	
In overtime:	23-21-2 (.500)
In Primetime:	87-50-0 (.635)
Home:	313-182-4 (.631)
Cotton Bowl:	15-6-0 (.714)
Municipal Stadium:	44-16-3 (.722)
GEHA Field at Arrowhead Stadium:	257-162-1 (.612)
Wembley Stadium:	1-0 (1.000)
Frankfurt Stadium	1-0 (1.000)
Away:	234-264-8 (.463)
vs. AFC:	347-315-5 (.520)*
vs. AFC West:	208-165-2 (.555)*
vs. NFC:	117-83-2 (.579)*

* Since 1970

Chiefs Record When... (2000-25)

Regular Season:	238-179
Preseason:	34-56
Postseason:	18-11
(Regular Season Only)	
Home:	133-76
Away:	105-103
vs. AFC:	171-135
vs. AFC West:	95-62
vs. NFC:	66-43
Outdoors:	213-165
Indoors:	23-14
On grass:	207-144
On artificial turf:	31-36
Playing in season openers:	14-12
Playing in season finales:	14-11
Playing in September:	50-37
Playing in October:	63-40
Playing in November:	51-50
Playing in December:	64-46
Playing in January:	9-6
Scoring fewer than 10 points:	1-33
Scoring 10 points or more:	236-139
Scoring 20 points or more:	199-68
Scoring 30 points or more:	103-22
Allowing 10 points or less:	68-2
Allowing 20 points or less:	158-50
Allowing 30 points or less:	206-111
Allowing more than 30 points:	17-72
Scoring first:	152-63
Scoring on first drive:	118-48
Opponent scores on first drive:	72-72
Outcome three points or less:	47-52
Outcome seven points or less:	107-95
Playing in overtime:	14-13
Leading at half:	172-42
Trailing at half:	51-118
Tied at half:	14-19
Leading after three quarters:	185-32
Trailing after three quarters:	37-127
Tied after three quarters:	14-20
Positive turnover margin:	135-40
Negative turnover margin:	45-98
Even turnover margin:	57-41

Chiefs Record When Producing...

	1960-25 Record	2013-25 Record	1960-25 Two or More
100-Yard Receiver	159-104-5 (.593)	56-14-0 (.800)	19-13-0 (.594)
100-Yard Rusher	150-56-3 (.718)	26-6-0 (.813)	5-1-0 (.833)
300-Yard Passer	81-60-2 (.566)	45-12-0 (.790)	0-0-0 (.000)

Chiefs Record When Allowing...

	1960-25 Record	2013-25 Record	1960-25 Two or More
100-Yard Receiver	132-147-5 (.465)	28-39-0 (.418)	7-12-1 (.396)
100-Yard Rusher	60-140-4 (.294)	21-17-0 (.553)	0-8-0 (.000)
300-Yard Passer	55-69-1 (.440)	19-20-0 (.487)	0-0-0 (.000)

POSTSEASON SUPERLATIVES

100-Yard Receivers (25)

	Date	Opponent	Player	Rec.	Yds.	Avg.	LG	TD	Result
1.	12/22/68	@ Oakland	Otis Taylor	4	117	29.3	55	0	L,6-41
2.	12/25/71	Miami	Ed Podolak	8	110	13.8	29	1	L,24-27 (2OT)
3.	12/25/71	Miami	Elmo Wright	3	104	34.7	63	0	
4.	1/5/91	@ Miami	Stephone Paige	8	142	17.8	33	1	L,16-17
5.	12/31/94	@ Miami	Kimble Anders	6	103	17.2	57t	1	L,17-27
6.	1/4/98	Denver	Andre Rison	8	110	13.8	34	0	L,10-14
7.	1/4/14	@ Indianapolis	Dwayne Bowe	8	150	18.8	63	1	L,44-45
8.	**1/9/16**	**@ Houston**	**Travis Kelce**	**8**	**128**	**16.0**	**48**	**0**	**W,30-0**
9.	**1/12/19**	**Indianapolis**	**Travis Kelce**	**7**	**108**	**15.4**	**30**	**0**	**W,31-13**
10.	1/20/19	New England	Sammy Watkins	4	114	28.5	54	0	L,31-37 OT
11.	**1/12/20**	**Houston**	**Travis Kelce**	**10**	**134**	**13.4**	**28**	**3**	**W,51-31**
12.	1/19/20	Tennessee	Sammy Watkins	7	114	16.3	60t	1	W, 35-24
13.	2/2/20	San Francisco	Tyreek Hill	9	105	11.7	44	0	W,31-20
14.	1/17/21	Cleveland	Tyreek Hill	8	110	13.8	26	0	W,22-17
15.	**1/17/21**	**Cleveland**	**Travis Kelce**	**8**	**109**	**13.6**	**24**	**1**	
16.	1/24/21	Buffalo	Tyreek Hill	9	172	19.1	71	0	W,38-24
17.	**1/24/21**	**Buffalo**	**Travis Kelce**	**13**	**118**	**9.1**	**17**	**2**	
18.	**2/7/21**	**@ Tampa Bay**	**Travis Kelce**	**10**	**133**	**13.3**	**33**	**0**	**L,9-31**
19.	**1/16/22**	**Pittsburgh**	**Travis Kelce**	**5**	**108**	**21.6**	**48t**	**1**	**W,42-21**
20.	1/23/22	Buffalo	Tyreek Hill	11	150	13.6	64t	1	W,42-36 (OT)
21.	1/29/23	Cincinnati	M. Valdes-Scantling	6	116	19.3	29	1	W,23-20
22.	**1/13/24**	**Miami**	**Rashee Rice**	**8**	**130**	**16.3**	**39**	**1**	**W,26-7**
23.	**1/28/24**	**@ Baltimore**	**Travis Kelce**	**11**	**116**	**10.5**	**21**	**1**	**W,17-10**
24.	**1/18/25**	**Houston**	**Travis Kelce**	**7**	**117**	**16.7**	**49**	**1**	**W, 23-14**
25.	**2/9/25**	**@ Philadelphia**	**Xavier Worthy**	**8**	**157**	**19.6**	**50**	**2**	**L, 40-22**

Note: The Chiefs have registered 22 postseason games in franchise history with at least one 100-yard receiver. In games with at least one 100-yard receiver, the Chiefs are 13-9-0 (.519).
Kansas City has three postseason games with two or more 100-yard receivers in franchise history. They are 2-1-0 (.667) in those games.

Career Postseason 100-Yard Receiving Games

	Player	100-Yard Games
1.	**Travis Kelce (2013-24)**	**9**
2.	Tyreek Hill (2016-21)	4
3.	Sammy Watkins (2018-20)	2
4.	**Rashee Rice (2023-24)**	**1**
5.	**Xavier Worthy (2024)**	**1**

100-Yard Rushers (5)

	Date	Opponent	Player	Att.	Yds.	Avg.	LG	TD	Result
1.	12/25/71	Miami	Wendell Hayes	22	100	4.5	16	0	L,24-27 (2OT)
2.	12/28/91	L.A. Raiders	Barry Word	33	130	3.9	23	0	W,10-6
3.	1/11/04	Indianapolis	Priest Holmes	24	176	7.3	48	2	L,31-38
4.	1/12/19	Indianapolis	Damien Williams	25	129	5.2	24	1	W,31-13
5.	2/2/20	San Francisco	Damien Williams	17	104	6.1	38t	1	W,31-20

Note: The Chiefs have registered five postseason games with a 100-yard rusher in franchise history. The team is 3-2 (.600) all-time in postseason games with a 100-yard rusher. The club has never had two or more 100-yard rushers in a postseason game in franchise history.

Career 100-Yard Rushing Games

	Player	100-Yard Games
1.	Damien Williams (2018-19)	2
2t.	Wendell Hayes (1968-74)	1
	Barry Word (1990-92)	1
	Priest Holmes (2001-07)	1

300-Yard Passers (8)

	Date	Opponent	Player	Att.	Comp.	Yds.	LG	TD	INT	Result
1.	12/31/94	@ Miami	Joe Montana	37	26	314	57t	2	1	L,17-27
2.	1/4/14	@ Indianapolis	Alex Smith	46	30	378	79t	4	0	L,44-45
3.	**1/12/20**	**Houston**	**P.Mahomes**	**35**	**23**	**321**	**48**	**5**	**0**	**W,51-31**
4.	**1/24/21**	**Buffalo**	**P.Mahomes**	**38**	**29**	**325**	**71**	**3**	**0**	**W,38-24**
5.	**1/16/22**	**Pittsburgh**	**P.Mahomes**	**39**	**30**	**404**	**48t**	**5**	**1**	**W,42-21**
6.	**1/23/22**	**Buffalo**	**P.Mahomes**	**44**	**33**	**378**	**64t**	**3**	**0**	**W,42-36 (OT)**
7.	**1/29/23**	**Cincinnati**	**P.Mahomes**	**43**	**29**	**326**	**29**	**2**	**0**	**W,23-20**
8.	**2/11/24**	**San Francisco**	**P.Mahomes**	**46**	**34**	**333**	**52**	**2**	**1**	**W,25-22**

Note: The Chiefs have recorded eight postseason games with an individual 300-yard passer. The club is 6-2 (.750) all-time in postseason games with a 300-yard passer.

Career 300-Yard Passing Games

	Player	Games	Record
1.	**Patrick Mahomes (2017-24)**	**6**	**5-0 (1.000)**
2t.	Joe Montana (1993-94)	1	0-1 (.000)
	Alex Smith (2013-17)	1	0-1 (.000)

POSTSEASON OPPONENT SUPERLATIVES

100-Yard Pass Receivers (16)

	Date	Opponent	Player	Rec.	Yds.	Avg.	LG	TD	Result
1.	1/1/67	@ Buffalo	Bobby Burnett	6	127	21.2	42	0	W,31-7
2.	1/15/67	@ Green Bay	Max McGee	7	138	19.7	37t	2	L,10-35
3.	12/22/68	@ Oakland	Fred Biletnikoff	7	180	25.7	54	3	L,6-41
4.	1/11/70	Minnesota	John Henderson	7	111	15.9	28	0	W,23-7
5.	12/25/71	Miami	Paul Warfield	7	140	20.0	35	0	L,24-27 (2OT)
6.	1/5/92	@ Buffalo	Andre Reed	4	100	25.0	53t	2	L,14-37
7.	1/6/07	@ Indianapolis	Dallas Clark	9	103	11.4	21	0	L,8-23
8.	1/9/11	Baltimore	Todd Heap	10	108	10.8	21	0	L,7-30
9.	1/4/14	@ Indianapolis	T.Y. Hilton	13	224	17.2	64t	2	L,44-45
10.	1/16/16	@ New England	Julian Edelman	10	100	10.0	14	0	L,20-27
11.	1/15/17	Pittsburgh	Antonio Brown	6	108	18.0	52	0	L,16-18
12.	1/12/20	Houston	DeAndre Hopkins	9	118	13.1	38	0	W,51-31
13.	1/23/22	Buffalo	Gabe Davis	8	201	25.1	75t	4	W,42-36 (OT)
14.	1/30/22	Cincinnati	Tee Higgins	6	103	17.2	44	0	L,24-27 (OT)
15.	2/12/23	@ Philadelphia	DeVonta Smith	7	100	14.3	45	0	W,38-35
16.	1/28/24	@ Baltimore	Zay Flowers	5	115	23.0	54	1	W,17-10

100-Yard Rushers (11)

	Date	Opponent	Player	Att.	Yds.	Avg.	LG	TD	Result
1.	12/28/86	@ N.Y. Jets	Freeman McNeil	31	135	4.4	24	1	L,15-35
2.	12/28/91	L.A. Raiders	Nick Bell	20	107	5.4	19	0	W,10-6
3.	1/5/92	@ Buffalo	Thurman Thomas	22	100	4.5	19	0	L,14-37
4.	1/2/93	@ San Diego	Marion Butts	15	119	7.9	54t	1	L,0-17
5.	1/23/94	@ Buffalo	Thurman Thomas	33	186	5.6	33	3	L,13-30
6.	1/4/98	Denver	Terrell Davis	25	101	4.0	41	2	L,10-14
7.	1/11/04	Indianapolis	Edgerrin James	26	125	4.8	18	2	L,31-38
8.	1/6/07	@ Indianapolis	Joseph Addai	25	122	4.9	14	1	L,8-23
9.	1/15/17	Pittsburgh	Le'Veon Bell	30	170	5.7	38	0	L,16-18
10.	1/6/18	Tennessee	Derrick Henry	23	156	6.8	35t	1	L,21-22
11.	1/20/19	New England	Sony Michel	29	113	3.9	11	2	L,31-37 (OT)

300-Yard Passers (9)

	Date	Opponent	Player	Att.	Comp.	Yds.	LG	TD	INT	Result
1.	12/22/68	@ Oakland	Daryle Lamonica	39	19	347	54t	5	0	L,6-41
2.	1/16/94	@ Houston	Warren Moon	43	32	306	30	1	1	W,28-20
3.	1/11/04	Indianapolis	Peyton Manning	30	22	304	38	3	0	L,31-38
4.	1/4/14	@ Indianapolis	Andrew Luck	45	29	443	64t	4	3	L,44-45
5.	1/16/16	@ New England	Tom Brady	42	28	302	42	2	0	L,20-27
6.	1/20/19	New England	Tom Brady	46	30	348	30	1	2	L,31-37 (OT)
7.	1/12/20	Houston	Deshaun Watson	52	31	388	54t	2	0	W,51-31
8.	1/23/22	Buffalo	Josh Allen	37	27	329	75t	4	0	W,42-36 (OT)
9.	2/12/23	@ Philadelphia	Jalen Hurts	38	27	304	45t	1	0	W,38-35

POSTSEASON SUPERLATIVES

POSTSEASON ALL-TIME MISCELLANEOUS SCORES

All-Time Defensive Scores

Date	Opponent	Defensive Score	Result
12/28/86	@ NY Jets	Safety, NYJ P Dave Jennings rushes out of end zone	L,15-35
2/12/23	**Philadelphia**	**Nick Bolton, 36-yard fumble return**	**W,38-35**

Notes: The Chiefs are 1-1 (.500) in games when producing a defensive score (TD or safety) in the postseason.

All-Time Special Teams Scores

Date	Opponent	Special Teams Score	Result
12/28/86	@ NY Jets	Albert Lewis, blocked punt recovery in end zone	L, 15-35
1/11/04	Indianapolis	Dante Hall, 92-yard kickoff return	L, 31-38
1/9/16	@ Houston	Knile Davis, 106-yard kickoff return	W, 30-0

Notes: The Chiefs are 1-2 (.333) in games when producing a special teams score (TD or safety) in the postseason.

THE CHIEFS HAVE PRODUCED ONE POSTSEASON SHUTOUT. KANSAS CITY HAS BEEN SHUTOUT ONLY ONCE IN THE POSTSEASON.

All-Time Shutouts

Date	Opponent	Score
1/9/16	@ Houston	30-0

All-Time Opponent Shutouts

Date	Opponent	Score
1/2/93	@ San Diego Chargers	0-17

All-Time Two-Point Conversions

Date	Opponent	Two-Point Play	Result
1/6/07	@ Ind.	Kris Wilson pass from Trent Green	L, 8-23

Year-By-Year Two-Point Conversions/Attempts

2006 ..... 1/1
2016 ..... 0/1
Total Conversions 1
Total Attempts 2
Conversion Pct. ..... .500

POSTSEASON CAREER LEADERS

Games Played

	Player	Games Played
1t.	**Travis Kelce (2013-24)**	**24**
	James Winchester (2015-24)	**24**
3t.	**Harrison Butker (2017-24)**	**21**
	Chris Jones (2016-24)	**21**
5.	**Patrick Mahomes (2017-24)**	**20**
6.	Derrick Nnadi (2018-24)	17
6.	Nick Allegretti (2019-23)	16
8t.	Daniel Sorensen (2014-21)	15
	Mike Danna (2020-24)	**14**
10.	Mecole Hardman (2019-24)	14
11t.	Anthony Sherman (2013-20)	13
	Tyreek Hill (2016-21)	13
	Demarcus Robinson (2016-21)	13
	L'Jarius Sneed (2020-23)	13
	Tommy Townsend (2020-23)	13
16t.	Dustin Colquitt (2005-19)	12
	Frank Clark (2019-22)	12
	Mike Pennel (2019-24)	**11**
	Tershawn Wharton (2020-24)	11
	Nick Bolton (2021-24)	**11**
	Noah Gray (2021-24)	**11**
	Creed Humphrey(2021-24)	**11**
	Trey Smith(2021-24)	**11**
24t.	Eric Fisher (2013-20)	11
	Anthony Hitchens (2018-21)	11
	Ben Niemann (2018-21)	11
	Charvarius Ward (2018-21)	11
	Andrew Wylie (2017-22)	11
	Blake Bell (2019-23)	11
30t.	John Alt (1984-96)	10
	Derrick Thomas (1989-99)	10
	Tim Grunhard (1990-00)	10
	Dave Szott (1990-00)	10
	Marcus Kemp (2017-22)	10

Rushing

All players with more than 200 postseason rushing yards

	Player	No.	Yds.	Avg.	TD
1.	**P. Mahomes (2013-24)**	**112**	**606**	**5.4**	**7**
2.	**I. Pacheco (2022-24)**	**131**	547	4.2	4
3.	Marcus Allen (1993-97)	100	386	3.9	3
4.	Damien Williams (2018-19)	81	355	4.4	6
5.	C. Edwards-Helaire (2020-24)	39	220	5.6	1
6.	Jerick McKinnon (2021-23)	53	210	4.0	0
7.	Wendell Hayes (1968-74)	51	208	4.1	1

Receptions

All players with 20 or more postseason receptions

	Player	No.	Yds.	Avg.	TD
1.	**Travis Kelce (2013-24)**	**178***	**2,078**	**11.7**	**20**
2.	Tyreek Hill (2016-21)	84	1,081	12.9	5
3.	Otis Taylor (1965-75)	27	481	17.8	2
	J.J. Birden (1990-94)	27	363	13.4	2
	Mecole Hardman (2019-23)	27	288	10.7	3
6.	**Rashee Rice (2023-24)**	**26**	**262**	**10.1**	**1**
7.	Sammy Watkins (2018-20)	25	477	19.1	1
8.	Keith Cash (1992-96)	21	266	12.7	1
	Damien Williams (2018-19)	21	185	8.8	4
	Jerick McKinnon (2021-23)	21	212	10.1	1

Receiving Yards

All players with more than 200 postseason receiving yards

	Player	Yds.	No.	Avg.	TD
1.	**Travis Kelce (2013-24)**	**2,078**	**178**	**11.7**	**20**
2.	Tyreek Hill (2016-21)	1,081	84	12.9	5
3.	Otis Taylor (1965-75)	481	27	17.8	2
4.	Sammy Watkins (2018-20)	477	25	19.1	1
5.	J.J. Birden (1990-94)	363	27	13.4	2
6.	Mecole Hardman (2019-23)	288	27	10.7	3
7.	Keith Cash (1992-96)	266	21	12.7	1
8.	**Rashee Rice (2023)**	**262**	**26**	**10.1**	**1**
9.	M. Valdes-Scantling (2023)	250	15	16.7	3
10.	Willie Davis (1991-95)	239	16	14.9	1
11.	Demarcus Robinson (2016-21)	220	14	15.7	1
	Jerick McKinnon (2021-23)	212	21	10.1	1

Passing

All players with more than 100postseason pass attempts

	Player	Att.	Comp.	Yds.	Pct.	TD	INT
1.	**Patrick Mahomes (2017-24)**	**755**	**511**	**5,814**	**.677**	**46**	**10**
2.	Len Dawson (1962-75)	188	107	1,497	.569	7	8
3.	Alex Smith (2013-17)	185	120	1,250	.649	9	2
4.	Joe Montana (1993-94)	141	85	1,014	.603	6	4

Scoring

All players with 20 or more postseason points

	Player	TD	FG	PAT	Total
1.	**Harrison Butker (2017-24)**	**0**	**36**	**67**	**175**
2.	**Travis Kelce (2013-24)**	**20**	**0**	**0**	**120**
3.	Damien Williams(2018-19)	10	0	0	60
4.	**Patrick Mahomes (2017-24)**	**7**	0	0	**42**
5.	Nick Lowery (1980-93)	0	8	13	37
6.	Tyreek Hill (2016-21)	6	0	0	36
7.	Jan Stenerud (1967-79)	0	9	8	35
8t.	Cairo Santos (2014-17)	0	6	6	24
	Mecole Hardman (2019-23)	4	0	0	24
	Isiah Pacheco (2022-24)	**4**	**0**	**0**	**24**

Touchdowns

All players with 3 or more postseason touchdowns

	Player	Rec.	Rush.	Return	Total
1.	**Travis Kelce (2013-24)**	**20**	**0**	**0**	**20**
2.	Damien Williams (2018-19)	4	6	0	10
3.	**Patrick Mahomes (2017-24)**	**0**	**7**	**0**	**7**
4.	Tyreek Hill (2016-21)	5	1	0	6
5t.	**Isiah Pacheco(2022-24)**	**0**	**4**	**0**	**4**
	Mecole Hardman (2019-23)	3	1	0	4
7t.	Marcus Allen (1993-97)	0	3	0	3
	Knile Davis (2013-16)	1	1	1	3
	Mike Garrett(1966-70)	0	3	0	3
	Marquez Valdes-Scantling (2022-23)	3	0	0	3

Interceptions

All players with 2 or more postseason interceptions

	Player	No.	Yds.	Avg.	TD
1.	Emmitt Thomas (1966-78)	5	101	20.2	0
2.	Johnny Robinson (1960-71)	4	131	32.8	0
3t.	Deron Cherry (1981-91)	3	47	15.7	0
	Jim Marsalis (1969-75)	3	65	21.7	0
5t.	Willie Lanier (1967-77)	2	26	13.0	0
	Eric Everett (1991)	2	38	19.0	0
	Lonnie Marts (1991-93)	2	19	9.5	0
	Ty Law (2006-07)	2	43	21.5	0
	Eric Berry (2010-18)	2	0	0.0	0
	Husain Abdullah(2013-15)	2	5	2.5	0
	Marcus Peters (2015-17)	2	30	15.0	0
	Jaylen Watson (2022-24)	**2**	**11**	**5.5**	**0**

Sacks

POSTSEASON SUPERLATIVES

All players with 2.0 or more postseason sacks

1.	Frank Clark (2019-22)	10.5
2.	**George Karlaftis (2022-24) 8.0**	
3.	Neil Smith (1988-96)	6.5
	Derrick Thomas (1989-99)	6.5
5t.	Justin Houston (2011-18)	4.0
	Tershawn Wharton (2020-24)	4.0
7.	**Chris Jones (2016-24)**	**3.5**
8t.	Tanoh Kpassagnon (2017-20)	3.0
	Albert Lewis (1983-93)	3.0
10t.	Allen Bailey (2011-18)	2.0
	Martin Bayless (1992-93, 95-96)	2.0
	Tamba Hali (2006-17)	2.0
	Melvin Ingram (2021)	2.0
	Joe Phillips (1992-97)	2.0
	L'Jarius Sneed (2020-22)	2.0
	Bennie Thompson (1992-93)	2.0

Tackles

All players with 40 or more postseason tackles

1.	**Nick Bolton (2021-24)**	**92**
2.	Daniel Sorensen (2014-21)	77
3.	L'Jarius Sneed (2020-23)	75
4.	Anthony Hitchens (2018-21)	62
5.	Justin Reid (2021-24)	59
6.	Charvarius Ward (2018-21)	54
7t.	**Chris Jones (2016-24)**	**43**
	Eric Berry (2010-18)	42
9t.	Derrick Johnson (2005-17)	40
	Tyrann Mathieu (2019-21)	40

Punting

All players with 10 or more postseason punts; Sorted by average

	Player	No.	Yds.	Avg.
1.	Dustin Colquitt (2005-19)	43	1,938	45.1
2.	Tommy Townsend (2020-22)	39	1,753	44.9
2.	Jerrel Wilson (1963-77)	39	1,693	43.4
4.	Bryan Barker (1990-93)	38	1,613	42.4
5.	Louie Aguiar (1994-98)	11	459	41.7

Punt Returning

All players with 10 or more postseason punt returns; Sorted by average

	Player	No.	Yds.	Avg.	TD
1.	Mike Garrett (1966-70)	11	73	6.6	0
2.	Tyreek Hill (2016-21)	12	40	3.3	0

Kickoff Returning

All players with 10 or more postseason kickoff returns;Sorted by average

	Player	No.	Yds.	Avg.	TD
1.	Dante Hall (2000-06)	10	266	26.6	1
2.	Byron Pringle (2018-21)	10	243	24.3	0
3.	Mecole Hardman (2019-23)	14	312	22.3	0
4.	John Stephens (1993)	10	199	19.9	0

POSTSEASON LONGEST PLAYS

Rushing

	Player (Opponent, Date)	Yards
1.	Mecole Hardman (vs. Buffalo, 1/24/21)	50
2.	Priest Holmes (vs. Indianapolis, 1/11/04)	48
3.	Jamaal Charles (vs. Baltimore, 1/9/11)	41 (TD)
4.	**Isiah Pacheco (vs. Jacksonville, 1/21/23)**	**39**
5.	Damien Williams (vs. San Francisco, 2/2/20)	38 (TD)
6.	Tyreek Hill (vs. Indianapolis, 1/12/19)	36 (TD)
7.	**Patrick Mahomes (vs. Buffalo, 1/23/22)**	**34**
8.	**Isiah Pacheco (at Buffalo, 1/21/24)**	**29**
9t.	**Patrick Mahomes (vs. Miami, 1/13/24)**	**28**
	Clyde Edwards-Helaire (at Buffalo, 1/21/24)	28

Passing

	Player (Opponent, Date)	Yards
1.	Alex Smith - Donnie Avery (at Indianapolis, 1/4/14)	79 (TD)
2.	**Patrick Mahomes - Tyreek Hill (vs. Buffalo, 1/24/21)**	**71**
3.	**Patrick Mahomes - Tyreek Hill (vs. Buffalo, 1/23/22)**	**64 (TD)**
4.	Alex Smith - Dwayne Bowe (at Indianapolis, 1/4/14)	63
5.	**Patrick Mahomes - Sammy Watkins (vs. Ten., 1/19/20)**	**60 (TD)**
6.	Joe Montana - Kimble Anders (at Miami, 12/31/94)	57 (TD)
7.	**Patrick Mahomes - Sammy Watkins (vs. NE, 1/20/19)**	**54**
8.	**Patrick Mahomes - Mecole Hardman (vs. SF, 2/11/24)**	**52**
9t.	Elvis Grbac - Joe Horn (vs. Denver, 1/4/98)	50
	Patrick Mahomes - Xavier Worthy (at Philadelphia, 2/9/25)	**50**

Interception Return

	Player (Opponent, Date)	Yards
1.	Ty Law (at Indianapolis, 1/6/07)	43
2.	Rashad Fenton (vs. Buffalo, 1/24/21)	30
3.	Deron Cherry (vs. L.A. Raiders, 12/28/91)	29
4.	Marcus Peters (vs. Tennessee, 1/6/18)	28
5.	Daniel Sorensen (vs. New England, 1/20/19)	24
6.	Eric Everett (vs. L.A. Raiders, 12/28/91)	23
7.	Josh Mauga (at Houston, 1/9/16)	20

Fumble Return

	Player (Opponent, Date)	Yards
1.	**Nick Bolton (vs. Philadelphia, 2/12/23)**	**36 (TD)**
2.	Darwin Thompson (vs. Houston, 1/12/20)	18
3.	Justin Houston (at Indianapolis, 1/4/14)	7
4.	Johnny Robinson (vs. Minnesota, 1/11/70)	2

Punt Return

	Player (Opponent, Date)	Yards
1.	Kadarius Toney (vs. Philadelphia, 2/12/23)	65
2.	Mecole Hardman (vs. Pittsburgh, 1/16/22)	48
3.	Tyreek Hill (vs. Buffalo, 1/23/22)	45

Kickoff Return

	Player (Opponent, Date)	Yards
1.	Knile Davis (at Houston, 1/9/16)	106 (TD)
2.	Dante Hall (vs. Indianapolis, 1/11/04)	92 (TD)
3.	Mecole Hardman (vs. Houston, 1/12/20)	58

Punt

	Player (Opponent, Date)	Yards
1.	Dustin Colquitt (at Indianapolis, 1/6/07)	66
2t.	Louie Aguiar (vs. Denver, 1/4/98)	62
	Tommy Townsend (vs. San Francisco, 2/11/24)	62
4.	Jerrel Wilson (at Green Bay, 1/15/67)	61
5.	Tommy Townsend (vs. Jacksonville, 1/21/23)	60
6t.	Jerrel Wilson (vs. Minnesoa, 1/11/70)	59
	Dustin Colquitt (vs. New England, 1/20/19)	59
8.	Jerrel Wilson (at Oakland, 12/22/68)	58
9.	Tommy Townsend (vs. Cincinnati, 1/30/22)	57
10t.	Jerrel Wilson (at Oakland, 1/4/70)	56
	Dustin Colquitt (at Houston, 1/9/16)	56

Field Goal

	Player (Opponent, Date)	Yards
1.	**Harrison Butker (at San Francisco, 2/11/24)**	**57**
2t.	**Harrison Butker (at Tampa Bay, 2/7/21)**	**52**
	Harrison Butker (at Baltimore, 1/28/24)	**52**
4t.	**Harrison Butker (vs, Cleveland, 1/17/21)**	**50**
	Harrison Butker (vs, Jacksonville, 1/21/23)	**50**
6t.	Cairo Santos (at Houston, 1/9/16)	49
	Harrison Butker (at Buffalo, 1/23/22)	**49**
8t.	Jan Stenerud (vs. Minnesota, 1/11/70)	48
	Cairo Santos (vs. Pittsburgh, 1/15/17)	48
10.	**Harrison Butker (at Buffalo, 1/21/24)**	**47**

POSTSEASON BIG YARDAGE DAYS

Rushing

Includes all players with 150 rushing yards

	Player (Opponent, Date)	Yards
1.	Preist Holmes(vs. Indianapolis, 1/11/04)	176

Passing

Includes all players with 350 passing yards

	Player (Opponent, Date)	Yards
1.	**Patrick Mahomes (vs. Pittsburgh, 1/16/22)**	**404**
2t.	**Patrick Mahomes (vs. Buffalo, 1/23/22)**	**378**
	Alex Smith (at Indianapolis, 1/4/14)	378

Receiving

Includes all players with 150 receiving yards

	Player (Opponent, Date)	Yards
1.	Tyreek Hill- 9 rec. (vs. Buffalo, 1/24/21)	172
2.	**Xavier Worthy - 8 rec. (at Philadelphia, 2/9/25)**	**157**
3t.	Dwayne Bowe - 8 rec. (at Indianapolis, 1/4/14)	150
	Tyreek Hill - 11 rec. (vs. Buffalo, 1/23/22)	150

CHIEFS POSTSEASON RECORD WHEN...

ALL-TIME, THROUGH SUPER BOWL LIX

Chiefs Postseason Record When...

Postseason:	26-22 (.542)
In Overtime	4-3 (.571)
In Wild Card Games*:	5-8 (.385)
In Divisional Games*:	8-7 (.533)
In Championship Games*:	5-3 (.625)
In Super Bowls:	4-3 (.571)
*** Since 1970**	
Home:	13-9 (.591)
Cotton Bowl:	0-0 (.000)
Municipal Stadium:	0-1 (.000)
GEHA Field at Arrowhead Stadium:	14-8 (.636)
Away:	8-10 (.444)
Neutral Site	4-3 (.571)

Chiefs Postseason Record When...

Postseason:	26-22
Home:	14-9
Away:	8-10
Neutral Site	4-3
Outdoors:	22-19
Indoors:	4-3
On grass:	20-15
On artificial turf:	6-7
Scoring fewer than 10 points:	1-8
Scoring 10 points or more:	26-16
Scoring 20 points or more:	22-8
Scoring 30 points or more:	11-3
Allowing 10 points or less:	8-1
Allowing 20 points or less:	16-5
Allowing 30 points or less:	23-13
Allowing more than 30 points:	3-11
Scoring first:	13-9
Scoring on first drive:	13-9
Opponent scores on first drive:	13-8
Outcome three points or less:	7-7
Outcome seven points or less:	13-11
Playing in overtime:	4-3
Leading at half:	17-4
Trailing at half:	5-14
Tied at half:	4-4
Leading after three quarters:	20-4
Trailing after three quarters:	6-16
Tied after three quarters:	0-2
Positive turnover margin:	12-5
Negative turnover margin:	3-15
Even turnover margin:	11-2

Chiefs Postseason Record When Producing...

	1960-24 Record	**1960-24 Two or More**
100-Yard Receiver	13-9 (.591)	2-1 (.667)
100-Yard Rusher	3-2 (.600)	0-0 (.000)
300-Yard Passer	6-2 (.750)	0-0 (.000)

Chiefs Postseason Record When Allowing...

	1960-24 Record	**1960-24 Two or More**
100-Yard Receiver	6-10 (.375)	0-0 (.000)
100-Yard Rusher	1-10 (.091)	0-0 (.000)
300-Yard Passer	4-5 (.444)	0-0 (.000)