



VS



**AUG. 25, 2023 \* 7:00 PM PT**

**FAITHFUL  
to  
THE BAY**

**Levi's<sup>®</sup>  
STADIUM**

## LOS ANGELES CHARGERS

VS

## SAN FRANCISCO 49ERS

(1-1)

(1-1)

FRIDAY, AUGUST 25, 2023 × 7:00 PM PT × LEVI'S STADIUM × SANTA CLARA, CA × KPIX 5

### 2023 SEASON SCHEDULE

DATE	OPPONENT	TIME (PT)
<b>PRESEASON (1-1)</b>		
AUG. 13	@ LAS VEGAS	L, 7-34
<b>AUG. 19</b>	<b>DENVER</b>	<b>W, 21-20</b>
<b>AUG. 25</b>	<b>LA CHARGERS</b>	<b>7:00 PM</b>
<b>REGULAR SEASON</b>		
SEPT. 10	@ PITTSBURGH	10:00 AM
SEPT. 17	@ LA RAMS	1:05 PM
<b>SEPT. 21</b>	<b>NY GIANTS</b>	<b>5:15 PM</b>
<b>OCT. 1</b>	<b>ARIZONA</b>	<b>1:25 PM</b>
<b>OCT. 8</b>	<b>DALLAS</b>	<b>5:20 PM</b>
OCT. 15	@ CLEVELAND	10:00 AM
OCT. 23	@ MINNESOTA	1:25 PM
<b>OCT. 29</b>	<b>CINCINNATI</b>	<b>1:25 PM</b>
NOV. 12	@ JACKSONVILLE	10:00 AM
<b>NOV. 19</b>	<b>TAMPA BAY</b>	<b>1:05 PM</b>
NOV. 23	@ SEATTLE	5:20 PM
DEC. 3	@ PHILADELPHIA	1:25 PM
<b>DEC. 10</b>	<b>SEATTLE</b>	<b>1:05 PM</b>
DEC. 17	@ ARIZONA	1:05 PM
<b>DEC. 25</b>	<b>BALTIMORE</b>	<b>5:15 PM</b>
DEC. 31	@ WASHINGTON	10:00 AM
<b>TBD</b>	<b>LA RAMS</b>	<b>TBD</b>

### CHARGERS VS 49ERS

The San Francisco 49ers play their last home game of the 2023 pre-season as they take on the Los Angeles Chargers at Levi's Stadium. This matchup marks the 50th pre-season meeting between the two teams and the first since 2021 when the 49ers beat the Chargers in Los Angeles, 15-10.

The 49ers are coming off a 21-20 win against the Denver Broncos. Offensively, the 49ers registered 422 total yards as QB Trey Lance completed 12 of his 18 passing attempts for 173 yards and one touchdown to TE Cameron Latu, who finished the night with three catches for 46 yards. FB Jack Colletto caught an 11-yard touchdown pass from QB Sam Darnold and WR Ronnie Bell registered seven receptions for 114 yards, including a 43-yard reception that set up K Jake Moody for a game-winning 32-yard field goal as time expired.

Defensively, LB Demetrius Flannigan-Fowles led the way with six tackles, while DL Marlon Davidson and DL T.Y. McGill each registered their first sack of the preseason.

### RADIO & TV COVERAGE

#### 49ERS TELEVISION NETWORK

KPIX 5 and CW Bay Area are the official television partners of the San Francisco 49ers preseason broadcasts, and the flagship television stations of the 49ers Television Network. **Greg Papa**, who took over as Voice of the 49ers in 2019 and handles the play-by-play duties for the team, will have the call. He enters his fifth season with the 49ers as a 36-year veteran of Bay Area sports broadcasting. He is joined by former Chicago Bears and USC All-American defensive lineman **Tim Ryan**, who enters his 10th season in the 49ers radio booth. Ryan is a Bay Area native who was previously a color analyst for 49ers preseason games along with 12 seasons with the NFL on FOX. Veteran broadcaster **Vern Glenn** returns for his third season as part of the 49ers preseason broadcast. He will be handling sideline duties.

#### 49ERS RADIO NETWORK

All 49ers preseason games can be heard on KGO (810-AM), The Bone (KSAN 107.7-FM) and the 49ers Radio Network. **Bob Fitzgerald** will be on play-by-play. He currently calls NFL and college football games for Sports USA Radio and is the lead play-by-play announcer for the Golden State Warriors on NBC Sports Bay Area. Former 49ers linebacker, **Keena Turner** will be the color analyst. Turner played for San Francisco from 1980-90, and currently serves as the team's vice president and senior advisor to the general manager. Joining Fitzgerald and Turner in the booth for the second year is former 49ers safety **Donte Whitner**. He currently works as an in-studio analyst for NBC Sports Bay Area and also serves as an analyst for their pre and post-game shows. Originally signed by the 49ers as a free agent prior to the 2011 season, he spent three years with the team and started all 47 games and eight postseason contests in which he appeared.

#### 49ERS SPANISH BROADCAST

Continuing in 2023, all 49ers games will be broadcast in Spanish online at 49ers.com/esp. The Faithful can listen to **Jesús Zárate** and **Carlos Yustis** call all 20 49ers games.

### MEDIA CENTER

The 49ers media center is updated daily and contains all of the necessary information to cover the team. On the site, you will find a compilation of 49ers game releases, rosters, updated player bios, pronunciation guides, gamebooks, transcripts, statistics, audio files and much more.

To access the site, please visit: <https://49ers.1rmg.com/>

### MEDIA GUIDE

The 49ers 2023 media guide is available online at <https://49ers.1rmg.com/season/2023/media-guide/> and will be updated weekly throughout the season.

### WEEKLY RELEASE

The electronic version of the 49ers weekly release is available online. To access the book, please visit: <https://49ers.1rmg.com/weekly-releases/>

## THE HEAD COACHES




**Kyle Shanahan** was named the 20th head coach of the San Francisco 49ers on February 6, 2017. Over the last six seasons, he has posted a 52-46 record (6-3 in the postseason) and led the 49ers to two NFC West Division Titles (2019 & 2022), three trips to the NFC Championship Game and a trip to Super Bowl LIV. He completed his sixth season

with the 49ers after spending the previous two seasons as the offensive coordinator of the Atlanta Falcons. Shanahan has 20 seasons of coaching experience at the NFL level, including nine seasons as an offensive coordinator for the Atlanta Falcons (2015-16), Cleveland Browns (2014), Washington Redskins (2010-13) and Houston Texans (2008-09). In six of his nine seasons as an offensive coordinator (2008-09, 2012-13 and 2015-16), and three as head coach of the 49ers (2019, 2021-22), Shanahan has directed an offense that ranked in the top 10 in the NFL in yards gained. In 2019, Shanahan led the 49ers to NFC West and Conference titles en route to a trip to Super Bowl LIV, winning Coach of the Year honors by Sporting News and NFC Coach of the Year by the Committee of 101. Two years later, Shanahan guided the team to its second NFC Championship Game in two seasons (2021). In 2022, Shanahan led the 49ers to 12-consecutive wins after a 3-4 start, a second NFC West Division Title in four seasons and the teams second-consecutive appearance in the NFC Championship Game. Following the 2016 season, Shanahan earned Associated Press Assistant Coach of the Year honors after helping the Atlanta Falcons make an appearance in Super Bowl LI.

### COACHES COMPARISON

<b>Kyle Shanahan</b>		<b>Brandon Staley</b>
11-9 (.550)	<b>Preseason Record as Head Coach</b>	2-6 (.250)
11-9 (.550)	<b>Preseason Record with Current Team</b>	2-6 (.250)
58-49 (.542)	<b>Overall Record (Regular/Postseason)</b>	19-16 (.543)
7th	<b>Years as Head Coach with Team</b>	3rd
7th	<b>Years as Head Coach in NFL</b>	3rd
20th	<b>Years as an NFL Coach</b>	7th



**Brandon Staley** is in his third season as head coach of the Los Angeles Chargers. The 2022 Chargers posted a 10-7 record, making the playoffs for the first time since 2018. In 2022, the Chargers offense ranked third in the NFL in passing offense (269.6 ypg) and ninth in total offense (359.3 ypg). Staley was hired on January 17th, 2021, and led the

Chargers to a 9-8 record in his first season at the helm. Under Staley's guidance, the 2021 Chargers ranked in the top five in the NFL in multiple offensive categories. Staley led a unit that was tied-second in passing yards per game (282.4), third in touchdowns (58), fourth in total offense (390.2 ypg), and fifth in points scored per game (27.9). Prior to becoming head coach of the Chargers, Staley served as the defensive coordinator in 2020 for the Los Angeles Rams after spending three seasons as the outside linebackers coach for the Denver Broncos (2019) and Chicago Bears (2017-18). He served on Vic Fangio's staff in Denver after following the former defensive coordinator from Chicago. Before becoming a coach in the NFL, Staley spent three seasons (2013, '15-16) at Division III John Carroll as defensive coordinator/secondary coach and the 2014 season as defensive coordinator/linebackers coach at James Madison. In his final season as a collegiate coach, Staley earned National Coordinator of the Year honors for Division III by leading the John Carroll unit to rank third in the nation in total defense (218.0 ypg) and fourth in scoring defense (12.6 ppg). Staley began his coaching career as a graduate assistant at Northern Illinois (2006-08) before coaching the defensive line and special teams in 2009 at St. Thomas.

## ROAD WARRIORS

- San Francisco finished the 2022 regular season with a 5-3 record on the road. Combined with a 6-3 road record in 2021, a 5-3 road record in 2020 and a 7-1 road record in 2019, it marked the first time since the 1994-97 seasons that the 49ers reached 5-or-more road wins in four-consecutive seasons.
- From 2019-22 under head coach Kyle Shanahan, San Francisco's 23 victories for a .697 winning percentage on the road is the 3rd-highest in the NFL over that span.

### HIGHEST WIN % ON THE ROAD IN THE NFL, 2019-22

<b>Team</b>	<b>Wins</b>	<b>Losses</b>	<b>Win %</b>
1. Kansas City Chiefs	27	6	.818
2. Buffalo Bills	23	9	.719
<b>3. San Francisco 49ers</b>	<b>23</b>	<b>10</b>	<b>.697</b>
4. New Orleans Saints	22	11	.667
5. Baltimore Ravens	21	12	.636



## WILD, WILD, WEST

- San Francisco's 16 wins over NFC West opponents over the past four seasons (2019-22) are the 4th-most division wins for a team in the NFC.

### MOST DIVISION WINS IN THE NFC, 2019-22

<b>Team</b>	<b>Wins</b>	<b>Losses</b>	<b>Win %</b>
1. Green Bay Packers	18	6	.750
2t. Dallas Cowboys	17	7	.708
New Orleans Saints	17	7	.708
<b>4. San Francisco 49ers</b>	<b>16</b>	<b>8</b>	<b>.667</b>
5t. Minnesota Vikings	14	10	.583
Philadelphia Eagles	14	10	.583
Seattle Seahawks	14	10	.583
Tampa Bay Buccaneers	14	10	.583

- During that span, no NFC West team has scored more points than the 49ers (613).
- The 2022 49ers went undefeated (6-0) in the NFC West for the first time since 1997. The team also defeated the Seattle Seahawks 41-23 in the NFC Wild Card game (1/14/23 - NFC-WC).

## 49ERS RECORD WHEN

TEAM	2022 Reg. Season	Shanahan Reg. Season	Shanahan Postseason
Overall	13-4	52-46	6-3
At Home	8-1	26-23	4-0
On the Road	5-3	26-23	2-2
Neutral Site	1-0	1-0	0-1
In Primetime	4-1	12-11	0-0
In Dome	3-0	6-7	0-0
In September	1-2	9-10	0-0
In October	3-2	11-16	0-0
In November	3-0	11-9	0-0
In December	4-0	17-10	0-0
In January	2-0	4-1	6-2
In February	0-0	0-0	0-1
Vs. NFC	10-2	38-36	6-2
Vs. NFC West	6-0	18-18	1-1
Vs. NFC East	1-0	5-7	2-1
Vs. NFC North	0-1	6-6	3-0
Vs. NFC South	3-1	7-5	0-0
Vs. AFC	3-2	16-10	0-1
Vs. AFC West	2-2	4-4	0-1
Vs. AFC East	1-0	3-2	0-0
Vs. AFC North	0-0	4-1	0-0
Vs. AFC South	0-0	5-3	0-0
Scoring on opening drive	8-1	30-12	3-1
Scoring first	4-3	22-17	5-1
Leading at half	9-2	37-9	4-1
Leading after three quarters	11-2	45-9	4-2
Winning time of possession	8-2	31-17	4-0
Out-rushing opponent	13-1	41-17	6-1
Out-passing opponent	6-3	33-26	1-0
Out-gaining opponent	12-3	44-21	4-0
<b>OFFENSE</b>			
40% + 3rd down conversions	11-2	37-18	5-0
50% + 3rd down conversions	5-1	25-7	2-0
Not throwing an INT	10-0	28-9	3-1
Passing for 300+ yards	0-1	11-11	1-0
Having a 100+ yard rusher	4-0	15-6	3-0
Having a 100+ yard receiver	3-0	21-16	1-0
Scoring 20+ points	12-1	48-20	4-1
Scoring 30+ points	7-0	29-4	2-0
Rushing for 150+ yards	9-1	25-7	4-0
Having 20+ first downs	10-2	40-27	3-1
Not allowing a sack	4-1	12-3	1-1
Allowing two or fewer sacks	8-3	35-20	4-2
<b>DEFENSE</b>			
Opp. less than 40% on 3rd down	8-2	34-17	3-1
Opp. less than 30% on 3rd down	4-0	17-6	1-0
Scoring a defensive TD	3-0	10-2	0-0
Returning an INT for a TD	2-0	8-1	0-0
Returning a fumble for a TD	1-0	2-1	0-0
Recording 3+ sacks	7-1	29-16	5-1
Recording 5+ sacks	2-0	7-2	3-0
Winning the turnover battle	10-0	27-6	3-0
Allowing 17 or fewer points	11-1	33-4	4-0
Allowing a 100-yard rusher	0-0	4-7	0-1
Allowing a 100-yard receiver	5-1	16-19	4-2
Not allowing a rushing TD	8-0	29-11	2-1
Not allowing a passing TD	5-1	17-3	1-1

## 2022 COMPARISON

49ERS (rank)	Record	CHARGERS (rank)
13-4 (1st NFCW)		10-7 (2nd AFCW)
26.5 (6th)	<b>Points Per Game</b>	23.0 (13th)
365.6 (5th)	<b>Total Offense</b>	359.3 (9th)
138.8 (8th)	<b>Rushing Offense</b>	89.6 (30th)
226.8 (13th)	<b>Passing Offense</b>	269.6 (3rd)
31:48 (2nd)	<b>Possession Average</b>	30:29 (9th)
16.3 (1st)	<b>Points Allowed Per Game</b>	22.6 (t-21st)
300.6 (1st)	<b>Total Defense</b>	346.1 (20th)
77.7 (2nd)	<b>Rushing Defense</b>	145.8 (28th)
222.9 (20th)	<b>Passing Defense</b>	200.4 (7th)
44 (t-10th)	<b>Sacks</b>	40 (t-14th)
20 (t-1st)	<b>Interceptions</b>	14 (t-12th)
39.72 (29th)	<b>Punting Avg. (Gross)</b>	41.48 (14th)
+13 (1st)	<b>Turnover Differential</b>	+5 (t-7th)

### 49ERS

### CHARGERS

#### PASSING YARDS

Jimmy Garoppolo .. 2,437	Justin Herbert ..... 4,739
Brock Purdy ..... 1,374	Chase Daniel ..... 52

#### RUSHING YARDS

Christian McCaffrey ..... 746	Austin Ekeler ..... 915
Jeff Wilson Jr. .... 468	Joshua Kelley ..... 287

#### RECEPTIONS

Brandon Aiyuk ..... 78	Austin Ekeler ..... 107
George Kittle ..... 60	Josh Palmer ..... 72

#### RECEIVING YARDS

Brandon Aiyuk ..... 1,015	Mike Williams ..... 895
George Kittle ..... 765	Josh Palmer ..... 769

#### INTERCEPTIONS

Tashaun Gipson Sr. .... 5	Bryce Callahan ..... 3
---------------------------	------------------------

#### SACKS

Nick Bosa ..... 18.5	Khalil Mack ..... 8.0
Samson Ebukam ..... 5.0	Morgan Fox ..... 6.5



## 2023 PRESEASON COMPARISON

### 49ERS

1-1  
14.0  
352.5  
84.0  
268.5  
30:49  
27.0  
294.0  
142.5  
151.5  
3.0  
0  
40.75  
-5

**Record**  
**Points Per Game**  
**Total Offense**  
**Rushing Offense**  
**Passing Offense**  
**Possession Average**  
**Points Allowed Per Game**  
**Total Defense**  
**Rushing Defense**  
**Passing Defense**  
**Sacks**  
**Interceptions**  
**Punting Avg. (Gross)**  
**Turnover Differential**

### CHARGERS

1-1  
25.5  
314.0  
167.0  
147.0  
27:02  
19.5  
301.0  
80.0  
221.0  
6  
0  
44.22  
-3

### 49ERS

#### PASSING YARDS

Trey Lance.....285  
Sam Darnold.....193  
Brock Purdy .....65

### CHARGERS

Easton Stick.....342  
Max Duggan.....19

#### RUSHING YARDS

Tyrion Davis-Price.....51  
Jordan Mason .....41

Elijah Dotson.....113  
Easton Stick.....75

#### RECEPTIONS

Ronnie Bell.....10  
Tay Martin .....5

Keelan Doss.....6  
Quentin Johnson.....6

#### RECEIVING YARDS

Ronnie Bell.....172  
Chris Conley.....58

Keelan Doss.....81  
Terrell Bynum.....52

#### INTERCEPTIONS

None

None

#### SACKS

Three Players .....1.0

Five Players.....1.0



## PRESEASON HISTORY

49ers Lead Preseason Series vs. Chargers 27-22

### Winning

Year	Team	Score	Loc.
1968	Chargers	30-18	SD
1971	49ers	28-17	SF
1972	Chargers	17-16	SD
1973	49ers	19-7	SD
1974	Chargers	20-6	SD
1975	Chargers	20-7	SD
1976	49ers	17-16	HI
1977	Chargers	32-13	SD
1979	49ers	13-10	SF
1980	49ers	17-14	SD
1981	Chargers	31-28	SF
1982	Chargers	23-9	SD
1983	Chargers	24-7	SD
1984	Chargers	35-15	SD
1985	49ers	25-10	SF
1987	49ers	17-3	SD
1988	49ers	34-27	SD
1989	49ers	17-14	SF
1990	Chargers	29-28	SD
1991	49ers	24-13	SF
1992	49ers	20-14	SD
1993	49ers	30-14	SF
1994	49ers	30-24	SD
1995	49ers	17-6	SD
1996	49ers	16-13	SF

### Winning

Year	Team	Score	Loc.
1997	Chargers	20-13	SD
1998	Chargers	27-21	SD
1999	49ers	31-24	SF
2000	Chargers	23-20	SF
2001	Chargers	25-24	SD
2002	49ers	27-3	SF
2003	Chargers	24-3	SD
2004	Chargers	31-15	SF
2005	Chargers	28-24	SD
2006	49ers	23-14	SF
2007	Chargers	16-13	SD
2008	Chargers	20-17	SF
2009	Chargers	26-7	SD
2010	49ers	17-14	SF
2011	49ers	20-17	SD
2012	49ers	35-3	SF
2013	49ers	41-6	SD
2014	49ers	21-7	SF
2015	49ers	14-12	SF
2016	49ers	31-21	SD
2017	49ers	23-13	SF
2018	Chargers	23-21	SF
2019	Chargers	27-24	SF
2021	49ers	15-10	LA

HI - Honolulu, HI; SD - San Diego, CA; LA - Los Angeles

## SERIES HIGHLIGHTS

**Preseason Matchups:** 49

**Preseason Series:** 49ers lead series 27-22

**First Preseason Meeting:** 8/3/68, Chargers win, 30-18, at SD

**Last Preseason Meeting:** 8/22/21, 49ers win, 15-10, at LA

**Current Streak:** Won 1

**Longest 49ers Win Streak:** 8 (9/2/10 - 8/31/17)

**Longest Chargers Win Streak:** 4 (8/15/81 - 8/18/84)

**Most 49ers Points:** 41 (8/29/13): 49ers win, 41-6, at SD

**Most Chargers Points:** 35 (8/18/84): Chargers win, 35-15, at SD

**49ers Shutouts:** None

**Chargers Shutouts:** None

SD - San Diego, CA; LA - Los Angeles

## CONTROL THE CLOCK

- The 49ers have an average time of possession of 31:17 over the past four seasons (2019-22), ranking 3rd in the NFL over that span (Bal. - 32:21; GB - 32:00).
- The 49ers finished the 2022 regular season with an average time of possession of 31:48, which ranked 2nd in the NFL (Was. - 33:02).

### HIGHEST AVG. TIME OF POSSESSION IN THE NFL, 2019-22

Team	TOP
1. Baltimore Ravens	32:21
2. Green Bay Packers	32:00
3. <b>San Francisco 49ers</b>	<b>31:17</b>
4. New Orleans Saints	30:58
5. Cleveland Browns	30:44

## GET OUT IN FRONT

- The 49ers have outscored their opponents 1,732-1,342 since 2019. The team's +390 point differential ranks 1st in the NFC and 4th in the NFL (Buf. - +544; KC - +497; Bal. - +444) over that span.
- In the 2022 regular season, the Niners outscored opponents 450-277. The team's +173 point differential ranked 1st in the NFL.

### HIGHEST PT. DIFFERENTIAL IN THE NFL, 2019-22

Team	Diff.
1. Buffalo Bills	+544
2. Kansas City Chiefs	+497
3. Baltimore Ravens	+444
4. <b>San Francisco 49ers</b>	<b>+390</b>
5. New England Patriots	+344
6. Dallas Cowboys	+332
7. Green Bay Packers	+281
8. New Orleans Saints	+276
9. Tampa Bay Buccaneers	+259
10. Philadelphia Eagles	+139

## YARDS ON YARDS

- The 49ers have averaged 373.1 yds. per game since 2019, ranking 6th in the NFL over that span.
- In 2022, the 49ers finished the regular season averaging 365.6 yds. per game, ranking 5th in the NFL.
- San Francisco has accumulated 24,622 total net yds. of offense and allowed 19,919 total net yds. on defense the last four seasons (2019-22). The team's +4,703 total net yds. differential ranks 1st in the NFL since 2019.

### HIGHEST YDS. PER GAME AVG. IN THE NFL, 2019-22

Team	Yds./Gm.
1. Kansas City Chiefs	401.5
2. Dallas Cowboys	391.0
3. Tampa Bay Buccaneers	383.4
4. Buffalo Bills	376.6
5. Los Angeles Chargers	374.8
6. <b>San Francisco 49ers</b>	<b>373.1</b>
7. Baltimore Ravens	371.7
8. Minnesota Vikings	367.6
9. Las Vegas Raiders	365.6
10. Philadelphia Eagles	361.5

### HIGHEST TOTAL NET YARDAGE DIFFERENTIAL IN THE NFL, 2019-22

Team	Total Yds.	Def. Total Yds.	Diff.
1. <b>San Francisco 49ers</b>	<b>24,622</b>	<b>19,919</b>	<b>+4,703</b>
2. Buffalo Bills	24,480	20,155	+4,325
3. Tampa Bay Buccaneers	25,306	21,885	+3,421
4. Kansas City Chiefs	26,498	23,178	+3,320
5. Dallas Cowboys	25,806	22,995	+2,811

## KEEP IT MOVING

- Since 2019, the 49ers offense has averaged 5.9 yds. per play, which is the 2nd-highest mark in the NFL during that span (KC - 6.2).
- In the 2022 regular season, the 49ers averaged 5.9 yds. per play, which was tied for the 4th-highest mark in the NFL (KC - 6.4; Mia. - 6.1; Buf. - 6.1; Phi. - 5.9; Det. - 5.9).

### HIGHEST YDS. PER PLAY AVG. IN THE NFL, 2019-22

Team	Yds./Play
1. Kansas City Chiefs	6.2
2. <b>San Francisco 49ers</b>	<b>5.9</b>
3t. Buffalo Bills	5.8
Dallas Cowboys	5.8
Las Vegas Raiders	5.8
Minnesota Vikings	5.8
Seattle Seahawks	5.8
Tampa Bay Buccaneers	5.8

## STRETCH THE FIELD

- San Francisco has registered 466 big plays since 2019 (rushes of 10-or-more yds. and receptions of 20-or-more yds.), which is the 3rd-most in the NFL over that span (Bal. - 502; Cle. - 477). Of those 466 big plays, 230 have been rushing while 236 have been receiving.
- In 2022, the 49ers tallied 117 big plays in the regular season, ranking 6th in the NFL (Phi. - 137; Cle. - 121; Bal. - 121; KC - 120; Chi. - 119).

### MOST BIG PLAYS (RUSHES OF 10+ YDS. & PASSES OF 20+ YDS.) IN THE NFL, 2019-22

Team	Big Plays
1. Baltimore Ravens	502
2. Cleveland Browns	477
3. <b>San Francisco 49ers</b>	<b>466</b>
4. Philadelphia Eagles	459
5. Buffalo Bills	458
6. Minnesota Vikings	455
7. Dallas Cowboys	453
8. Kansas City Chiefs	449
9t. New England Patriots	439
Seattle Seahawks	439

- RB Christian McCaffrey registered 36 big plays (28 rushing, 8 receiving) in the 2022 regular season, which was tied for the 4th-most in the NFL (RB Nick Chubb, Cle. - 48; RB Derrick Henry, Ten. - 43; RB Josh Jacobs, LV - 43; RB Aaron Jones, GB - 36).



## STAYING PUT

- In the 2022 regular season, out of 186 possible drives, the 49ers offense went three-and-out 26 times for a three-and-out percentage of 14.0%, which was the lowest rate in the NFL.

### THREE-AND-OUT DRIVE %, 2022

Team	3-Out %
1. San Francisco 49ers	14.0
2. Green Bay Packers	14.1
3. Baltimore Ravens	14.4
4. Miami Dolphins	15.2
5. Atlanta Falcons	15.5

## THIRD-AND-LONG

- In the last two seasons (2021-22), the 49ers offense has converted on 27.9% of their 3rd-and-10-or-more opportunities, which is the 3rd-best mark in the NFL over that span (KC - 32.6%; Buf. - 31.0%).

### 3RD-AND-10+ CONVERSION % IN THE NFL, 2021-22

Team	3rd-10+ %
1. Kansas City Chiefs	32.6
2. Buffalo Bills	31.0
3. San Francisco 49ers	27.9
4t. Cincinnati Bengals	24.8
Los Angeles Chargers	24.8

- In the 2022 season, the 49ers offense converted on 29.8% of their 3rd-and-10-or-more opportunities, ranking 3rd in the NFL (KC - 41.9%; Buf. - 31.9%).

## YAC, YAC, YAC

- Since 2019, 53.3% of the 49ers receiving yds. have come after the catch. This YAC percentage ranks 1st in the NFL during that span.
- In 2022, 55.2% of the 49ers receiving yds. came after the catch, which was the highest-mark in the NFL.

### HIGHEST YAC % IN THE NFL, 2019-22

Team	YAC %
1. San Francisco 49ers	53.3
2. Green Bay Packers	52.1
3. Kansas City Chiefs	51.6
4. Carolina Panthers	50.8
5. Los Angeles Chargers	49.6

- RB Christian McCaffrey registered 691 YAC in 2022, the 2nd-most in the NFL (RB Austin Ekeler, LAC - 843).



## WHAT'S THE RUSH?

- Over the last 4 seasons (2019-22), the 49ers have scored 84 rushing TDs, which is the 3rd-most in the NFL over that span (Phi. - 89; Ten. - 86).

### MOST RUSHING TDS IN THE NFL, 2019-22

Team	TDs
1. Philadelphia Eagles	89
2. Tennessee Titans	86
3. San Francisco 49ers	84
4. Arizona Cardinals	78
5. Baltimore Ravens	77

## ELITE ON FIRST

- Since the beginning of 2017, the Niners have racked up 17,717 total yds. of offense on 2,848 plays on 1st down.
- The team's 6.2 average yds. gained on 1st down is the highest in the NFL over that span.

### HIGHEST AVG. YDS. GAINED ON 1ST DOWN IN THE NFL, 2017-22

Team	Avg.
1. San Francisco 49ers	6.2
2. Kansas City Chiefs	6.1
3. New Orleans Saints	6.0
4. Atlanta Falcons	5.9
5t. Buffalo Bills	5.8
Tampa Bay Buccaneers	5.8

## PASSING BY


- Over the last two seasons (2021-22), the 49ers have an average passer rating of 100.7, which ranks 4th in the NFL and 2nd in the NFC during that span.
- The 49ers finished the 2022 regular season with the 2nd-best passer rating in the NFL at 102.3 (KC - 104.7).

### HIGHEST PASSER RATING IN THE NFL, 2021-22

Team	Rtg
1. Cincinnati Bengals	103.8
2. Seattle Seahawks	101.4
3. Kansas City Chiefs	101.3
4. San Francisco 49ers	100.7
5. Green Bay Packers	99.8
6. Minnesota Vikings	97.1
7. Dallas Cowboys	97.0
8. Tampa Bay Buccaneers	95.6
9. Los Angeles Chargers	95.3
10. Philadelphia Eagles	94.3



# THE PEOPLE'S TIGHT END



## GEORGE KITTLE

### MR. 5,000

With 93 rec. yds. at Sea. (12/15/22), Kittle reached 5,000 career rec. yds. (5,082) in 79 career games, which is the 4th-fewest games to reach 5,000 career rec. yds. by a TE in NFL history.

#### FEWEST GAMES TO 5,000 REC. YDS. BY A TE, NFL HISTORY

Player	Gms.
1. Kellen Winslow Sr.	69
2. Rob Gronkowski	72
3. Travis Kelce	77
4. <b>George Kittle</b>	<b>79</b>
5. Jimmy Graham	84

### FIRST 50

Kittle's 3,380 rec. yds. through his first 50 career NFL games are the 3rd-most by a TE in NFL history.

#### MOST REC. YDS. BY A TE IN FIRST 50 CAREER GAMES, NFL HISTORY

Player	Yds.
1. Mike Ditka	3,436
2. Kellen Winslow Sr.	3,420
3. <b>George Kittle</b>	<b>3,380</b>
4. Rob Gronkowski	3,255
5. Jimmy Graham	3,106

## GOOD OVER TIME

A 2019 AP First-Team All-Pro and four-time Pro Bowl selection (2019-20 & 2022-23), TE George Kittle ranks 2nd in the NFL in rec. yds. (5,254) among all TEs since entering the NFL in 2017.

#### MOST REC. YDS. BY A TE IN THE NFL, SINCE 2017

Player	Recepts.	Yds.	Avg.	TDs
1. Travis Kelce, KC	590	7,482	12.7	55
2. <b>George Kittle, SF</b>	<b>395</b>	<b>5,254</b>	<b>13.3</b>	<b>31</b>
3. Zach Ertz, Phi./Arz.	435	4,407	10.1	32
4. Mark Andrews, Bal.	336	4,313	12.8	34
5. Evan Engram, NYG/Jax.	335	3,594	10.7	20

## BREAK-AWAY SPEED

Kittle owns the top 3 and 5 of the top 7 performances for most rec. yds. in a game by a TE in franchise history.

#### MOST REC. YDS. BY A TE IN A SINGLE GAME, FRANCHISE HISTORY

Player	Date	Opp.	Recepts.	Yds.	TDs
1. <b>George Kittle</b>	12/9/18	vs. Den.	7	210	1
2. <b>George Kittle</b>	10/4/20	vs. Phi.	15	183	1
3. <b>George Kittle</b>	12/5/21	at Sea.	9	181	2
4. Vernon Davis	10/13/13	vs. Arz.	8	180	2
5. Eric Johnson	10/10/04	vs. Arz.	13	162	1
6. <b>George Kittle</b>	12/12/21	at Cin.	13	151	1
7. <b>George Kittle</b>	12/30/18	at LAR	9	149	1

## GEORGE FEELS 100

Kittle has 14 career games with 100-or-more yds., with 10 of those coming within his first 50 career games, the 4th-most by a TE in NFL history through their first 50 career games.

#### MOST GAMES WITH 100-OR-MORE REC. YDS. BY A TE THROUGH 50 CAREER GAMES, NFL HISTORY

Player	Gms.
1t. Mike Ditka	14
Kellen Winslow Sr.	14
3. Rob Gronkowski	12
4. <b>George Kittle</b>	<b>10</b>

Kittle's 14 career games with 100-or-more yds. are the 5th-most in franchise history among all players.

#### MOST GAMES WITH 100-OR-MORE REC. YDS. AMONG ALL PLAYERS, FRANCHISE HISTORY

Player	Gms.
1. Jerry Rice	66
2. Terrell Owens	25
3. Gene Washington	17
4. Dwight Clark	16
5. <b>George Kittle</b>	<b>14</b>

## KONSISTENT KITTLE

Kittle's 2,945 rec. yds. in his first 3 NFL seasons are the most by a TE through their first 3 seasons in NFL history.

His 4,489 rec. yds. in his first 5 NFL seasons are the 3rd-most by a TE through their first 5 seasons in NFL history (Jimmy Graham - 4,752; Kellen Winslow Sr. - 4,513).

#### MOST REC. YDS. IN FIRST 3 SEASONS BY A TE, NFL HISTORY

Player	Yds.
1. <b>George Kittle</b>	<b>2,945</b>
2. Mike Ditka	2,774
3. Rob Gronkowski	2,663
4. Jimmy Graham	2,648

## KITTLE GETS 1,000

Kittle finished the 2019 season with 1,053 rec. yds., becoming the 5th player and first TE in franchise history to record multiple 1,000-yd. seasons.

#### MOST 1,000-YD. SEASONS, FRANCHISE HISTORY

Player	Seasons
1. Jerry Rice	12
2. Terrell Owens	5
3t. <b>George Kittle</b>	<b>2</b>
Anquan Boldin	2
John Taylor	2



## STONE COLD KITTLE

### CAREER NUGGETS

- Has 3 career games with 13-or-more receipts., tied for the 3rd-most in NFL history among TEs (Zach Ertz - 4; Jason Witten - 4; Kellen Winslow Sr. - 3).
- Had 4 games with 2-or-more rec. TDs in 2022, including 2 consecutive [at Arz. (11/21/22), vs. Sea. (12/15/22), vs. Was. (12/24/22) and vs. Arz. (1/8/23)]. Kittle became the first 49ers TE since at least 1970 to register 2-or-more rec. TDs in back-to-back games and the first member of the 49ers since 2002 [WR Terrell Owens (Weeks 11-12)] to do so. Also registered 4-consecutive games with 1-or-more TD receipts. for the first time in his career [1 at LV (1/1/23)].
- Kittle's 1,377 yds. in 2018 are the 2nd-most in a single season by a TE in NFL history. He was also the first member of the 49ers to reach 1,000 rec. yds. in a single season since WR Anquan Boldin (1,062 rec. yds.) in 2014 and the first 49ers TE to reach 1,000 rec. yds. in a single season. His 1,377 rec. yds. were the most by a member of the 49ers since WR Terrell Owens had 1,412 rec. yds. in 2001.
- Kittle has registered the two longest TD receipts. by a TE in franchise history [82t at LAC (9/30/18) & 85t vs. Den. (12/9/18)].

### SET THE RECORD STRAIGHT

Kittle finished the 2018 season with 88 receipts. for 1,377 yds. (15.6 avg.), both team highs. His 1,377 yds. were the most in a single season by a TE in NFL history at the time and ranked 8th among all players that year, while his 88 receipts. ranked 3rd in the NFL among TEs (Zach Ertz, Phi. - 116; Travis Kelce, KC - 103). His receipt. total was also the most in a single season by a 49ers TE.

#### MOST REC. YDS. BY A TE IN A SINGLE SEASON, NFL HISTORY

	Player	Year	Receipts.	Yds.	Avg.	TDs
1.	Travis Kelce, KC	2020	105	1,416	13.5	11
2.	<b>George Kittle, SF</b>	<b>2018</b>	<b>88</b>	<b>1,377</b>	<b>15.6</b>	<b>5</b>
3.	Mark Andrews, Bal.	2021	107	1,361	12.7	9
4.	Travis Kelce, KC	2022	110	1,338	12.2	12
5.	Travis Kelce, KC	2018	103	1,336	13.0	10

### A DAY TO REMEMBER

Kittle finished with 7 receipts. for a career-high 210 yds. and 1 TD vs. Den. (12/9/18). His 210 rec. yds. were the most in a single game by a TE in franchise history, the 8th-most among all players and the 3rd-most by a TE in a single-game in the NFL since 1960. According to the Elias Sports Bureau, his 210 rec. yds. in the 1st half were the most in the 1st half of an NFL game since Seattle Seahawks WR Steve Largent registered 224 rec. yds. in the 1st half at Det. (10/18/87).

#### MOST REC. YDS. BY A TE IN A SINGLE GAME, SINCE 1960

	Player	Date	Opp.	Receipts.	Yds.	TDs
1.	Shannon Sharpe, Den.	10/20/02	at KC	12	214	2
2.	Jackie Smith, StL Cardinals	10/13/63	vs. Pit.	9	212	2
3.	<b>George Kittle, SF</b>	<b>12/9/18</b>	<b>vs. Den.</b>	<b>7</b>	<b>210</b>	<b>1</b>
4t.	Rich Caster, NYJ	9/24/72	at Bal. Colts	6	204	3
	Pete Retzlaff, Phi.	11/14/65	vs. Was.	7	204	0

### FROM THE START

Kittle's 515 rec. yds. in 2017 ranked 2nd in the NFL in 2017 among rookie TEs (Evan Engram, NYG - 722 yds.) and also were the 8th-most in a single season by a 49ers rookie and the most by a 49ers rookie TE since the merger in 1970.

#### MOST REC. YDS. BY A ROOKIE TE IN THE NFL, 2017

	Player	Yds.	Rd. Selected	Overall Pick
1.	Evan Engram, NYG	722	1st	23rd
2.	<b>George Kittle, SF</b>	<b>515</b>	<b>5th</b>	<b>146th</b>
3.	O.J. Howard, TB	432	1st	19th
4.	David Njoku, Cle.	386	1st	29th
5.	Gerald Everett, LAR	244	2nd	44th



## GEORGE KITTLE

### WHAT'S MY LINE?

Kittle registered 60 receipts. for 765 yds. (12.8 avg.) and a career-high 11 TDs in 2022.

Kittle registered 10 receipts. for 164 yds. (16.4 avg.) last postseason.

### LEAGUE LEADER

Kittle's 11 TD receipts. were the 2nd-most among NFL TEs in 2022 and the 3rd-most by a TE in franchise history, while his 12.8 yds. per receipt. was the 3rd-highest and his 765 rec. yds. ranked 5th.

#### MOST TD RECEPTS. BY A TE IN THE NFL, 2022

	Player	TDs
1.	Travis Kelce, KC	12
2.	<b>George Kittle, SF</b>	<b>11</b>
3t.	Juwan Johnson, NO	7
	Cole Kmet, Chi.	7
5t.	T.J. Hockenson, Det./Min.	6
	Dawson Knox, Buf.	6

# PUT A DEEBO ON IT



## SAMUEL'S SUNDAY NIGHT

Samuel registered 2 repts. for 24 yds. vs. LAC (11/13/22), giving him 201 career repts. for 3,009 rec. yds. in 46 career games. It marked the 3rd-fewest amount of games by a member of the 49ers since at least 1970 to reach 200 repts. and 3,000 rec. yds.

### FASTEST MEMBER OF THE 49ERS TO 200 RECEPTS., SINCE 1970

Player	Games
1. TE George Kittle	43
2. WR Jerry Rice	44
3. <b>WR Deebo Samuel</b>	<b>46</b>
4t. RB Roger Craig	47
WR Michael Crabtree	47

### FASTEST MEMBER OF THE 49ERS TO 3,000 REC. YDS., SINCE 1970

Player	Games
1. WR Jerry Rice	38
2. WR Vic Washington	44
3. <b>WR Deebo Samuel</b>	<b>46</b>
4. TE George Kittle	47
5t. WR Dwight Clark	55
WR Michael Crabtree	55

## QUICK HITS

- Samuel tallied 6 repts. for 115 yds. and 1 TD vs. LAR (10/3/22). With 115 rec. yds., Samuel registered 100-or-more rec. yds. in a single game for the 10th time in his career.
- Samuel registered 8 carries for 52 yds. and 1 TD at Chi. (9/11/22). The rushing TD marked the 12th of his career, which is tied for the 2nd-most by a player whose primary position is WR since the merger (WR Bobby Mitchell - 18).
- Samuel tallied 10 carries for 72 yds. and 1 TD at Dal. (1/16/22 - NFC-WC). His 26-yd. TD run was the first postseason rushing TD of his career. His 72 rushing yds. are the most by a WR in a postseason game in NFL history.

### MOST RUSHING TDs BY A WR, SINCE 1960

Player	TDs
1. WR Bobby Mitchell	18
2t. <b>WR Deebo Samuel</b>	<b>12</b>
WR Eric Metcalf	12

## DEEBO SAMUEL

### WHAT'S MY LINE?

Samuel registered 56 repts. for 632 yds. (11.3 avg.) and 2 TDs to go along with 42 carries for 232 yds. and 3 TDs in 2022.

Samuel added 22 repts. for 211 yds. and 1 TD to go along with 13 rushes for 34 yds last postseason. Samuel's 74-yd. TD reept. vs. Sea. (1/14/23 - NFC-WC) was the 2nd-longest reept. by a member of the 49ers in franchise postseason history.

### MR. DO-IT-ALL

Samuel became 1 of 3 players, and the only WR, in NFL history to have at least 1,000 rec. yds., 5 rec. TDs and 5 rushing TDs in a single season in 2021 (Roger Craig, SF - 1985; Marshall Faulk, StL - 1999).

### PLAYERS WITH AT LEAST 1,000 REC. YDS., 5 REC. TDs AND 5 RUSHING TDs IN A SINGLE SEASON, NFL HISTORY

Player	Season
Deebo Samuel, SF	2021
Marshall Faulk, StL	1999
Roger Craig, SF	1985

Samuel became the 1st player in NFL history with at least 1,200 rec. yds. (1,405) and 300 rushing yds. (365) in the same season (2021).

- Samuel is the 2nd WR ever with 3-or-more rushing TDs in 2 of his first 3 seasons in the Super Bowl Era, according to The Elias Sports Bureau [Frank Jackson (1961-62)].
- Samuel's 8 rushing TDs in 2021 were the most in a single season by a WR in NFL history.
- Samuel is 1 of 4 players in franchise history to surpass 1,000 rec. yds. through the team's first 11 games of a season (WR Jerry Rice - 6 times; WR Terrell Owens - 2 times; WR Dave Parks - 1 time).
- Samuel hauled in 1 reept. for 12 yds., while adding 6 carries for 66 yds. and 2 TDs on the ground vs. Min. (11/28/21). According to the Elias Sports Bureau, he became the first WR with at least 1 rushing TD in 3-consecutive games in a season since the merger in 1970 and is the first player in the Super Bowl era, whose primary position is listed as WR, to register 5 rushing TDs in a season.
- Samuel's 79 rushing yds. at Jax. (11/21/21) were the most by a 49ers WR in a single game since 1960.
- Samuel reached at least 150 rec. yds. in 4 games in 2021 [189 at Det. (9/12/21), 156 at Sea. (10/3/21), 171 at Chi. (10/31/21) & 159 at Ten. (12/23/21)], becoming the first member of the 49ers with 4-or-more games with 150-plus rec. yds. since WR Jerry Rice (1995).
- Samuel's 802 rec. yds. on the 2019 season were the 2nd-most by a rookie in franchise history [Jerry Rice - 927 (1985)]. His 57 repts. rank 2nd-most by a rookie in franchise history (RB Earl Cooper - 83 repts. in 1980).
- Samuel registered his 3rd rushing TD of the season on a 30-yd. TD run at Sea. (12/29/19). He finished the game with 5 repts. for 102 yds. and had 2 carries for 33 yds. and 1 TD.
- Samuel hauled in 8 repts. for a then career-high 134 yds. vs. Arz. (11/17/19). Along with his 8 repts. for 112 yds. in Week 10 vs. Sea. (11/11/19), Samuel became the first rookie in franchise history to register at least 8 repts. and 100 rec. yds. in consecutive games. The last rookie in the NFL to accomplish the feat was WR Odell Beckham Jr. in 4 consecutive weeks from 12/7/14 through 12/28/14.
- Samuel registered 3 games with 100-or-more rec. yds. in 2019. According to the Elias Sports Bureau, his 3 games with 100-or-more rec. yds. were the most in a single season by a rookie in franchise history.

## WHAT CAN'T CHRISTIAN DO?

### RUN CMC

- In 2022, McCaffrey ranked 3rd in the NFL in scrimmage yds. with 1,880. He also ranked first in rec. yds. (741) and 2nd in receipts (85) among NFL RBs.
- Through McCaffrey's first 6 seasons (2017-22), he registered the most receipts. by a RB through a player's first 6 seasons in NFL history (442 receipts.). McCaffrey also holds the NFL record for most career games (11) with 10-or-more receptions by a RB.
- Through McCaffrey's first 65 games, including playoffs, his 113.7 scrimmage yds. per game are the 4th-most in NFL history trailing only NFL HOF RBs Jim Brown - 124.2, Terrell Davis - 118.1 and Barry Sanders - 117.5.
- Through McCaffrey's first 5 seasons (2017-21), he's registered the most games (22) with 50-or-more rushing yds. and 50-or-more receiving yds. through a player's first 5 seasons in NFL history.
- McCaffrey reeled in 1-or-more receipts. in each of his first 57 games in the NFL, tied for the longest stretch by a RB in NFL history.
- In just 57 games, McCaffrey became the fastest player in NFL history to total 3,000 career rushing yds. and 3,000 career rec. yds.
- McCaffrey registered 287 carries for 1,387 yds. and 15 TDs as well as 116 receipts. for 1,005 yds. and 4 TDs in 2019. His 116 receipts. are the most by a RB in a single season in NFL history.
- McCaffrey is 1 of 3 players in NFL history to register 1,000-or-more rushing yds. and 1,000-or-more rec. yds. in the same season and 1 of 3 RBs to register 1,000-or-more rec. yds. in a single season.
- McCaffrey's 2,392 scrimmage yds. in 2019 are the 3rd-most in a single season in NFL history.

#### MOST REC. YDS. BY A RB IN THE NFL, 2022

Player	Rec Yds.
1. Christian McCaffrey, Car./SF	741
2. Austin Ekeler, LAC	722
3. Leonard Fournette, TB	523
4. Jerick McKinnon, KC	512
5. Alvin Kamara, NO	490

#### RBS WITH 1,000-OR-MORE RUSHING YDS. & 1,000-OR-MORE REC. YDS. IN A SINGLE SEASON, NFL HISTORY

Player	Year	Rec. Yds.	Rush Yds.
Christian McCaffrey, Car.	2019	1,005	1,387
Marshall Faulk, StL	1999	1,048	1,381
Roger Craig, SF	1985	1,016	1,050

- McCaffrey is 1 of 3 players to register 1,000-or-more rushing yds. and 100-or-more receipts. in a single season. He has accomplished the feat twice [2018 (1,098 rushing yds. & 107 receipts.) & 2019 (1,387 rushing yds. and 116 receipts.)]. His 116 receipts. in 2019 are the most by an RB in NFL history. He is the only RB in NFL history to produce multiple seasons with 100-or-more receipts.
- McCaffrey became the first player in NFL history with 50-or-more rushing yds. and 50-or-more rec. yds. in 5-consecutive games in 2018 (Weeks 9-13).

#### RBS WITH 100-OR-MORE RECEPTS. IN A SINGLE SEASON, NFL HISTORY

Player	Year	Receipts.
Christian McCaffrey, Car.	2019	116
Christian McCaffrey, Car.	2018	107
Austin Ekeler, LAC	2022	107
Matt Forte, Chi.	2014	102
Larry Centers, Arz.	1995	101
LaDainian Tomlinson, SD	2003	100

- From 2017-19, McCaffrey recorded 303 receipts., the most by any RB in NFL history through their first 3 seasons, and the 2nd-most by any player [WR Michael Thomas, NO - 319 receipts. (2016-18)].



## CHRISTIAN McCAFFREY

### WHAT'S MY LINE?

McCaffrey registered 244 rushes for 1,139 yds. (4.7 avg.) and 8 TDs to go along with 85 receipts. for 741 yds. and 5 TDs as well as a 34-yd. TD pass in 2022.

McCaffrey tallied 40 rushes for 238 yds. and 2 TDs as well as 12 receipts. for 61 yds. and 1 TD last postseason. McCaffrey's 68-yd. rush vs. Sea. (1/14/23 - NFC-WC) was the 3rd-longest rush by a member of 49ers in franchise postseason history.

### STRIVE FOR 75

McCaffrey registered 85 receipts. in 2022, marking the 4th season of his career with 75-or-more receipts. He is the 4th RB in NFL history with 4-or-more seasons of 75-or-more receipts.

#### MOST SEASONS WITH 75-OR-MORE RECEPTS. BY A RB, NFL HISTORY

Player	Seasons
1t. Marshall Faulk	5
Larry Centers	5
3t. Christian McCaffrey	4
Alvin Kamara	4

### A DAY TO REMEMBER

- With a 34-yd. TD pass, a 9-yd. TD receipt. and a 1-yd. TD run at LAR (10/9/22), McCaffrey became the 4th player to register at least 1 passing TD, 1 rushing TD and 1 rec. TD in the same game in the NFL since 1970 [HOF RB LaDainian Tomlinson, former NE WR David Patten & HOF RB Walter Payton]. He went on to win NFC Player of the Week (Week 8).
- With 8 receipts. at LAR (10/9/22), McCaffrey reached 400 career receipts., joining HOF RB Roger Craig (434 receipts.) and New Orleans Saints RB Alvin Kamara (406 receipts.) as the only running backs with 400-or-more receipts. in their first 6 seasons in NFL history.

# BOOK OF ELIJAH

## MR. 1,000

With 41 rushing yds. at Chi. (9/11/22), Mitchell reached 1,000 career rushing yds. (1,004) in 12 career games, which is the fewest games to reach 1,000 career rushing yds. in franchise history.

### FEWEST GAMES TO 1,000 RUSHING YDS., FRANCHISE HISTORY

Player	Gms.
1. Elijah Mitchell	12
2. Ricky Watters	14
3. Ken Willard	17
4. Frank Gore	19
5. Vic Washington	20

## CAREER NUGGETS

- Mitchell registered 5 carries for 55 yds. and 2 TDs vs. Arz. (1/8/23), marking the first game of his career with 2-or-more rushing TDs.
- Selected by the 49ers in the 6th round (194th overall) of the 2021 NFL Draft, RB Elijah Mitchell's 963 rushing yds. in 2021 ranked 2nd among rookies (Najee Harris, Pit. - 1,200).
- Mitchell's 29 rushes of 10-or-more yds. were the most in the NFL among rookies in 2021.
- Mitchell's 963 rushing yds. were the most by a rookie in franchise history.
- Mitchell registered 5 games with 100-or-more rushing yds. in 2021 [104 at Det. (9/12); 107 vs. Ind. (10/24); 137 at Chi. (10/31); 133 vs. Min. (11/28); 119 vs. Hou. (1/2/22)], the most games with 100-or-more rushing yds. by a rookie in franchise history. It also ranked 2nd in the NFL among all players and led all rookies in 2021.
- Mitchell became 1 of 4 rookie RBs since 1990 to register 100-or-more rushing yds. in at least 5 of his first 10 career games, joining RB Edgerrin James (1999 - 7 games), RB Adrian Peterson (2007 - 6 games) and RB Ezekiel Elliott (2016 - 5 games).
- Mitchell's 32 total touches (27 carries & 5 receipts.) vs. Min. (11/28) were the most by a member of the 49ers in a single game since RB Frank Gore had 32 touches (28 carries, 4 receipts.) vs. Det. (12/27/09).
- Mitchell's 5 rushing TDs in 2021 were the most by a 49ers rookie since RB William Floyd had 6 rushing TDs in 1994.
- Mitchell's 27 carries at Dal. (1/16/22 - NFC-WC) were tied for the 2nd-most in a postseason game in franchise history [Raheem Mostert - 29 vs. GB (1/19/20 - NFC-C) & Ken Willard - 27 at Min. (12/27/70 - NFC-D)].
- Mitchell scored on a 4-yd. TD run at Dal. (1/16/22 - NFC-WC), becoming the first 49ers rookie to register a TD run in the postseason since RB LaMichael James registered a 15-yd. TD run at Atl. (1/20/13 - NFC-C). He also became the 4th rookie to register a rushing TD in the postseason (9/30/18) & 85t vs. Den. (12/9/18)].

### MOST RUSHING YDS. IN THE NFL AMONG ROOKIES, 2021

Player	Yds.
1. Najee Harris, Pit.	1,200
2. Elijah Mitchell, SF	963
3. Javonte Williams, Den.	903
4. Michael Carter, NYJ	639
5. Chuba Hubbard, Car.	612

### MOST RUSHING YDS. BY A ROOKIE, FRANCHISE HISTORY

Player	Yds.
1. Elijah Mitchell (2021)	963
2. Vic Washington (1971)	811
3. Ken Willard (1965)	778
4. Roger Craig (1983)	725
5. Earl Cooper (1980)	720



## ELIJAH MITCHELL

### WHAT'S MY LINE?

Mitchell has registered 45 rushes. for 279 yds. (6.2 avg.) and 2 TDs in 2022.

Mitchell also tallied 23 rushes for 53 yds. as well as 2 receipts. for 25 yds. and 1 TD last postseason.

## NO FLY ZONE

- Since the beginning of the 2019 season, 49ers opponents are averaging 202.0 net passing yds. per game, the 3rd-fewest allowed in the NFL over that span.
- The 49ers defense finished the 2022 regular season with 20 interceptions, which was tied for the most interceptions in the NFL (Pit. - 20).

### FEWEST NET PASSING YDS. PER GAME ALLOWED IN THE NFL, 2019-22

Team	YPG
1. Buffalo Bills	200.8
2. New England Patriots	201.6
3. <b>San Francisco 49ers</b>	<b>202.0</b>
4. Pittsburgh Steelers	206.9
5. Los Angeles Chargers	211.3



## SHORT OF THE STICKS

- San Francisco has forced 264 drives that resulted in a three-and-out over the last four seasons (2019-22), which is the 2nd-most in the NFL during that span (TB - 266).
- Since 2019, the 49ers defense has held opponents to a 37.1% 3rd down conversion percentage, ranking 4th in the NFL during that span (Bal. - 35.2%; NE - 35.7%; Buf. - 35.9%).

### LOWEST 3RD DOWN % ALLOWED IN THE NFL, 2019-22

Team	3rd Conv.	3rd Att.	3rd %
1. Baltimore Ravens	280	795	35.2
2. New England Patriots	297	833	35.7
3. Buffalo Bills	296	825	35.9
4. <b>San Francisco 49ers</b>	<b>308</b>	<b>830</b>	<b>37.1</b>
5. Tampa Bay Buccaneers	331	885	37.4

## USE THE FORCE

- Over the last four seasons (2019-22), the 49ers defense has forced 74 fumbles which is the most forced fumbles in the NFL during that span.
- In 2022, the 49ers defense forced 16 fumbles, ranking t-5th in the NFL (Dal. - 22; NYG - 20; Sea. - 18; Jax. - 17; Den. - 16).

### MOST DEFENSIVE FFS IN THE NFL, 2019-22

Team	FFs
1. <b>San Francisco 49ers</b>	<b>74</b>
2. Arizona Cardinals	67
3. Dallas Cowboys	65
4. Tampa Bay Buccaneers	64
5t. Baltimore Ravens	62
Pittsburgh Steelers	62

## SACK PARTY

- Over the last two seasons (2021-22), the 49ers defense has registered 92 total sacks, which is tied for the 5th-most in the NFL during that span (Phi. - 99; Dal. - 95; Pit. - 95; NO - 94; TB - 92).
- In the 2022 regular season, the Niners defense registered 44 sacks, ranking t-10th in the NFL and 6th in the NFC (Phi. - 70; Dal. - 54; NO - 48; Sea. - 45; TB - 45).
- DL Nick Bosa led the NFL in sacks in 2022 with 18.5.

### MOST SACKS IN THE NFL, 2021-22

Team	Sacks
1. Philadelphia Eagles	99
2t. Dallas Cowboys	95
Pittsburgh Steelers	95
4. New Orleans Saints	94
5t. <b>San Francisco 49ers</b>	<b>92</b>
Tampa Bay Buccaneers	92



## NOTHING EASY

- Over the last two seasons (2021-22), the 49ers defense is holding its opponents to 5.0 yds. per play, which is the 4th-fewest in the NFL over that span (Buf. - 4.8; Phi. - 5.0; NO - 5.0).
- In the 2022 regular season, the 49ers defense held its opponents to 5.0 yds. per play, ranking 4th in the NFL (Phi. - 4.8; NYJ - 4.8; NO - 5.0).

### FEWEST YDS. ALLOWED PER PLAY, 2021-22

Team	Avg.
1. Buffalo Bills	4.8
2. Philadelphia Eagles	5.0
3. New Orleans Saints	5.0
4. <b>San Francisco 49ers</b>	<b>5.0</b>
5. New England Patriots	5.1

## HOLD THE LINE

- Over the past two seasons (2021-22), the 49ers defense has allowed opponents to earn 609 first downs, which ranks 2nd in the NFL over that span (Buf. - 598).
- In the 2022 regular season, the 49ers defense held its opponents to earning 291 total first downs, the 2nd-fewest allowed in the NFL (Was. - 286).

### FIRST DOWNS ALLOWED IN THE NFL, 2021-22

Team	1st Downs
1. Buffalo Bills	598
2. <b>San Francisco 49ers</b>	<b>609</b>
3. New England Patriots	622
4. New Orleans Saints	623
5. Washington Commanders	632

## FEEL FOR FIRST

- In the 2022 regular season, the 49ers defense held its opponents to 4.7 yds. on first down, which ranked 2nd in the NFL for yds. allowed on first down (NO - 4.6).

### FEWEST YDS. ALLOWED ON FIRST DOWN, 2022

Team	Avg.
1. New Orleans Saints	4.6
2. <b>San Francisco 49ers</b>	4.7
3. Philadelphia Eagles	4.8
4. Kansas City Chiefs	4.9
5. Jacksonville Jaguars	5.0

## THREE-AND-OUT

- In the 2022 regular season, the 49ers defense forced 50 three-and-outs out of 183 possible drives for an opponent three-and-out percentage of 27.3%, which ranked 4th in the NFL (TB - 27.9%; Was. - 27.9%; Den. - 27.8%).

### OPPONENT THREE-AND-OUT DRIVE PERCENTAGE, 2022

Team	3-Out %
1t. Tampa Bay Buccaneers	27.9
Washington Commanders	27.9
3. Denver Broncos	27.8
4. <b>San Francisco 49ers</b>	27.3
5. Tennessee Titans	25.4

## RUN DOWN

- Over the last two seasons (2021-22), the 49ers defense has allowed 90.6 rushing yds. per game, which ranks 3rd in the NFL during that span (Ten. - 80.7; Bal. - 88.3).
- In 2022, the 49ers defense allowed 77.7 rushing yds. per game, ranking 2nd in the NFL (Ten. - 76.9).

### FEWEST RUSHING YDS. ALLOWED PER GAME, 2021-22

Team	YPG
1. Tennessee Titans	80.7
2. Baltimore Ravens	88.3
3. <b>San Francisco 49ers</b>	90.6
4. Cincinnati Bengals	104.5
5. Miami Dolphins	106.4

## DEFENSIVE QUICK HITS

- Over the last four seasons (2019-22), San Francisco's defense has allowed 301.8 yds. per game, ranking 1st in the NFL during that span.
- The 49ers have allowed opponents to reach the red zone 182 times since 2019, ranking 2nd in the NFL during that span (NE - 176).

### FEWEST NET YDS. PER GAME ALLOWED IN THE NFL, 2019-22

Team	YPG
1. <b>San Francisco 49ers</b>	301.8
2. Buffalo Bills	310.1
3. New England Patriots	315.6
4. New Orleans Saints	319.2
5. Pittsburgh Steelers	326.0

- Over the last two seasons (2021-22), the 49ers defense has allowed 305.3 yds. per game, which ranks 2nd in the NFL during that span (Buf. - 295.2).
- The 49ers defense finished the 2022 regular season ranked 1st in the NFL in yards per game (300.6) and points allowed per game (16.3).

### FEWEST YDS. PER GAME ALLOWED IN THE NFL, 2021-22

Team	YPG
1. Buffalo Bills	295.2
2. <b>San Francisco 49ers</b>	305.3
3. Philadelphia Eagles	315.1
4. New England Patriots	316.4
5. New Orleans Saints	316.5



- The 49ers defense allowed the fewest total points (277) in the NFL in the 2022 regular season.
- The 49ers defense allowed 31 points in the final two minutes of a half in the 2022 regular season, the fewest points allowed in the final two minutes of a half in the NFL.
- The 49ers defense finished the 2022 regular season allowing 2 runs of 20-or-more yds., the fewest allowed by any team in the NFL.
- The 49ers defense allowed 168 plays of 10-or-more yds. in the 2022 regular season, ranking 1st in the NFL.
- In the 2022 regular season, 49ers opponents reached the red zone just 37 times, the fewest red zone drives allowed in the NFL.
- The 49ers defense registered 7 interception returns of 20-or-more yds. in 2022, which ranked t-2nd in the NFL (GB - 8; Hou - 7).
- The 49ers defense registered 2 fumble returns of 20-or-more yds. in 2022, which ranked t-2nd in the NFL (Car. - 3; Dal. - 2; LV - 2; NE - 2).

## SOMETHING SPECIAL

- The 49ers finished the 2022 regular season with two special teams players ranking in the top 5 in the NFL for special teams tackles.
- DB **George Odum** ranked 1st with 21 special teams tackles and LB **Demetrius Flannigan-Fowles** ranked 5th with 15 special teams tackles.

### MOST SPECIAL TEAMS TACKLES IN THE NFL, 2022

Player	ST Tackles
1. <b>George Odum, SF</b>	21
2t. Caleb Johnson, Jax.	16
Joe Jones, Ten.	16
Jeremy Reaves, Was.	16
5. <b>D. Flannigan-Fowles, SF</b>	15

## YOU'VE BEEN WARNER-ED

### YOU'VE GOT A FRED IN ME

- Warner tallied 130 tackles, 10 PDs, 2.0 sacks, 1 INT and 1 FF in 2022.
- Warner racked up a team-high 137 tackles (7 TFLs), 4 PDs, a career-high 3 FRs, 1 FF and 0.5 sack in 2021 after leading the team in the same category with 125 tackles in 2020. Warner has led the team in tackles in each of his first five seasons with the 49ers.
- Warner is 1 of 2 players in the NFL to register 115-or-more tackles from 2018-22 (Bobby Wagner, Sea./LAR).
- Warner was 1 of 2 players in the NFL with 110-or-more tackles (125), 5-or-more PDs (6), 2-or-more INTs (2), 1-or-more FFs (1) and 1-or-more FRs (2) in 2020 (LB Eric Wilson, Min.).

#### 49ERS TACKLE LEADERS, 2022

Player	Tackles
1. Fred Warner	130
2. Dre Greenlaw	127
3. Talanoa Hufanga	95
4. Charvarius Ward	87
5. Deommodore Lenoir	77

#### PLAYERS WITH 110-OR-MORE TACKLES, 5-OR-MORE PDS, 2-OR-MORE INTS, 1-OR-MORE FFs & 1-OR-MORE FRs, 2020

Player	Tackles	PDs	FFs	FRs	INTs
Fred Warner, SF	125	6	1	2	2
Eric Wilson, Min.	121	8	1	2	3

- Warner tied a then career-high with 14 tackles (tied for the most in the NFL in Week 16) to go along with a career-high 3 PDs, 1 FF & 1 FR at Arz. (12/26/20) and was named NFC Defensive Player of the Week.
- In San Francisco's Week 10 game of 2019 vs. Sea. (11/11/19), Warner registered 10 tackles, a career-high 2.0 sacks, 1 FF and 1 PD. His 2.0 sacks were the first of his career, as he became the first 49ers MLB to register 2.0-or-more sacks in a game since LB NaVorro Bowman had 2.0 sacks at StL (9/26/13).
- He became the first player in the NFL to register at least 10 tackles, 2.0 sacks a 1 FF in a game since Chicago Bears DL Akiem Hicks tallied 10 tackles, 2.0 sacks and 1 FF vs. SF (12/4/16).
- Warner intercepted Rams QB Jared Goff and returned the pass 46 yds. for a TD vs. LAR (12/21/19), marking the first INT and TD of his career.
- Warner finished the 2019 season as 1 of 3 LBs in the NFL with at least 90 tackles (118), 4 PDs (9), 3.0 sacks (3.0), 2 FFs (3) and 1 INT (1).
- In Weeks 10-13 of 2019, Warner registered 44 tackles, 4 TFLs, 3.0 sacks, 3 PDs and 2 FFs. His 44 tackles were tied for the most in the NFL over that span, as he was winner of NFC Defensive Player of the Week in Week 12. Warner was the only player in the NFL to register 40-or-more tackles and 3.0-plus sacks over that span. He was named NFC Defensive Player of the Month (November).

### QUICK HITS

- Warner was selected by the 49ers in the 3rd round (70th overall) of the 2018 NFL Draft out of the Brigham Young University. He has started all 81 games throughout his career.
- Warner was the only NFL defender in Week 1 of 2018 to register at least 10 tackles (12), 1 FF and 1 PD, according to Gamebook Statistics.
- In 2018, Warner racked up 123 tackles, ranking 12th in the NFL, 7th in the NFC and 3rd among all rookies.
- With 10-or-more tackles in each of the first 4 games of his career, Warner became the first rookie since 2000 to begin his career with 4 consecutive games of at least 10 tackles.

#### MOST TACKLES IN THE NFL AMONG ROOKIES, 2018 [according to gamebook stats]

Player	Tackles
1. Shaquille Leonard, Ind.	163
2. Leighton Vander Esch, Dal.	138
3. Fred Warner, SF	123
4t. Roquan Smith, Chi.	121
Tremaine Edmunds, Buf.	121



## FRED WARNER

### WHAT'S MY LINE?

Warner registered 130 tackles, 10 PDs, 2.0 sacks, 1 INT and 1 FF in 2022.

Warner posted 23 tackles, 1 PD and 1 INT returned for 16 yds. last postseason.

### NO FLY ZONE

Warner's 10 PDs in 2022 were tied for the 2nd most in the NFL by a LB.

#### MOST PDS BY A LB IN THE NFL, 2022

Player	PDs
1. Matt Milano, Buf.	11
2t. Fred Warner, SF	10
Jordan Hicks, Min.	10
Germaine Pratt, Cin.	10
5t. Devin Lloyd, Jax.	8
Willie Gay Jr., KC	8

# BEWARE OF BOSA

## THE TECHNICIAN

- In 2022, Bosa registered 51 tackles, 18.5 sacks, 19 tackles for loss, one pass defended and two fumble recoveries, helping him earn NFL Defensive Player of the Year.
- Bosa registered 1.0-or-more sacks in 10 of his first 11 games in 2022. He became the 4th player since 1982 to record 1.0-or-more sacks in 13-or-more games of a season [(LB DeMarcus Ware, Dal. - 2008 (14 games), LB Justin Houston, KC - 2014 (13) & DL Chandler Jones, NE - 2017 (13))].
- In 2022, Bosa became the first member of the 49ers to register 1.0-or-more sacks in each of the first 4 weeks of a season [1.0 at Chi. (9/11/22), 2.0 vs. Sea. (9/18/22), 1.0 at Den. (9/25/22) & 2.0 vs. LAR (10/3/22)]
- In Weeks 7-13 (Week 9 Bye) of 2022, Bosa [1.0 vs KC (10/23/22), 1.5 at LAR (10/30/22), 1.0 vs. LAC (11/13/22), 1.0 vs. NO (11/27/22) & 3.0 vs. Mia. (12/4/22)] became 1 of 3 members of the 49ers to record 2 streaks of 4-or-more games with 1.0-or-more sacks in the same season since sacks became an official statistic in 1982. The performance helped him win NFC Defensive Player of the Month for November.

- Bosa's 48 QB hits in 2022 were the most registered in a single season in the NFL since 2015, while his 19 TFLs were tied for the 2nd-most this season (DL Maxx Crosby, LV - 22, Frankie Luvu, Car. - 19).

- Bosa's 18.5 sacks in 2022 were the most in a single season by a member of the 49ers since LB Aldon Smith had 19.5 sacks in 2012 and are tied for the 2nd-most by a member of the 49ers in a single season [LB Aldon Smith - 19.5 (2012); DL Fred Dean - 17.5 (1983)]. Bosa (15.5 sacks in 2021) is 1 of 3 players to register 15.0-or-more sacks in consecutive seasons before turning the age of 26, since 1982 [DL Richard Dent, Chi. & LB Andre Tippett, NE (1984-85)].

- Bosa registered 21 TFLs in 2021, tied for an NFL-high (T.J. Watt, Pit.).
- Bosa has 8.0 sacks in the 9 postseason games of his career. His 8.0 sacks are the most in postseason franchise history and 1 of 5 players in franchise history with multiple postseason games with 2.0-or-more sacks (Dwaine Board, Ahmad Brooks, Fred Dean & Tim Harris).

- Bosa's 8.0 sacks in his first 6 postseason games are the 3rd-most in NFL postseason history (LaMarr Woodley - 10.0; Richard Dent - 9.5).

- Bosa registered 4 tackles, 3.0 sacks, 1 PD and 1 INT vs. Car. (10/27/19), joining DE Kevin Williams, Min. (12/28/2003) and DE Julius Peppers, Car. (10/13/2002) as the only rookies to have at least 3.0 sacks and an INT in a single game since 1982.

- Bosa became the 6th player since 1982 to record 7.0-or-more sacks through his first 7 career games [Mark Anderson (7.5 - 2006), Julius Peppers (7.0 - 2002), Santana Dotson (7.0 - 1992), James Francis (7.0 - 1990) & Vernon Maxwell (7.0 - 1983)].

## QUICK HITS

- With 9.0 sacks on the 2019 season, Bosa finished with the 4th-most by a 49ers rookie since 1982.
- With 2.0 sacks, 1 FF and 1 FR vs. Cle. (10/7/19), Bosa registered his first career FF, FR and multi-sack game. According to ESPN Stats & Info, Bosa became the only 49ers player to register 2.0 sacks, 1 FF and 1 FR in a single-game in the previous 25 years. He also became the first 49ers rookie with at least 2.0 sacks in a game since DL DeForest Buckner at Buf. (10/16/16).

### MOST QB HITS IN THE NFL AMONG ALL PLAYERS, 2022

	Player	QB Hits
1.	Nick Bosa, SF	48
2.	Maxx Crosby, LV	35
3.	Chris Jones, KC	29
4t.	Four Players	28

### MOST CAREER SACKS BY A MEMBER OF THE 49ERS IN A SINGLE SEASON, SINCE 1982

	Player	Season	Sacks
1.	Aldon Smith	2012	19.5
2.	Nick Bosa	2022	18.5
3.	Fred Dean	1983	17.5
4.	Tim Harris	1992	17.0
5.	Charles Haley	1990	16.0
6.	Nick Bosa	2021	15.5

### MOST CAREER SACKS BY A MEMBER OF THE 49ERS IN THE POSTSEASON, SINCE 1982

	Player	Games	Sacks
1.	Nick Bosa	9	8.0
2.	Charles Haley	12	7.5
3.	Arik Armstead	9	7.0
4t.	Dwaine Board	7	6.5
	Ahmad Brooks	8	6.5
	Tim Harris	6	6.5



## NICK BOSA

### WHAT'S MY LINE?

Bosa registered 51 tackles and NFL-highs with 48 QB hits and 18.5 sacks in 2022.

Bosa registered 11 tackles and 1 FR last postseason.

### SACK MASTER

Bosa's 18.5 sacks in 2022 were the most in the NFL.

### MOST SACKS IN THE NFL, 2022

	Player	Sacks
1.	Nick Bosa, SF	18.5
2t.	Haason Reddick, Phi.	16.0
	Myles Garrett, Cle.	16.0
4t.	Matt Judon, NE	15.5
	Chris Jones, KC	15.5



# THE BOOMIN' ONION

## CLIMBS THE RANKS

Through his first four seasons, Wishnowsky has tallied 101 punts placed inside the 20-yd. line as a member of the 49ers. His 101 punts inside the 20-yd. line rank 3rd in franchise history (inside-the-20 became an official stat in 1976). Wishnowsky also ranks 2nd in franchise history in yds. per punt avg. (min. 100 punts) with a 45.2 avg.

### MOST CAREER PUNTS PLACED INSIDE THE 20, FRANCHISE HISTORY

Player	In20
1. Andy Lee	300
2. Bradley Pinion	112
3. <b>Mitch Wishnowsky</b>	<b>101</b>
4. Max Runager	84
5. Mike Cofer	55

### ALL-TIME LEADING PUNTERS BY AVG., FRANCHISE HISTORY

Player	Yds.	Avg.
1. Andy Lee	43,468	46.2
2. <b>Mitch Wishnowsky</b>	<b>10,668</b>	<b>45.2</b>
3. Tommy Davis	22,883	44.7
4. Bradley Pinion	14,599	43.7
5. Frankie Albert	5,830	41.9

## SEPTEMBER'S VERY OWN

Wishnowsky won the NFC Special Teams Player of the Month Award for September in consecutive seasons (2021-22). In September 2021, Wishnowsky pinned 8 of his 11 punts within the 20-yd. line. In September 2022, Wishnowsky placed 8 of his 14 punts inside the 20, 6 inside the 10 and registered a career-long 74-yd. punt at Den. (9/25/22).



## 20/20 VISION

Wishnowsky's 32 punts inside the 20-yd. line in 2022 were the 4th most by a member of the 49ers in a single season.

### MOST PUNTS PLACED INSIDE THE 20 IN A SINGLE SEASON, FRANCHISE HISTORY

Player	In20
1. Andy Lee (2007)	42
2. Andy Lee (2012)	36
3. Andy Lee (2010)	34
4. <b>Mitch Wishnowsky (2022)</b>	<b>32</b>
5. Bradley Pinion (2015 & 2017)	31



# MITCH WISHNOWSKY

## WHAT'S MY LINE?

Wishnowsky registered 61 punts, 32 of which he placed inside the 20-yd. line (52.5%), for 2,676 yds. (43.9 avg.) in 2022.

Wishnowsky registered 9 punts, 6 of which he placed inside the 20-yd. line (66.7%), for 389 yds. (43.2 avg.) last post-season.

## PRECISE PLACEMENT

Wishnowsky led the NFL in percentage of punts placed inside-the-20 (min. 30 punts) in 2022, as 32 of his 61 punts (52.5%) were pinned within the 20-yd. line.

Wishnowsky ranked 3rd in the NFL in punts placed inside-the-10 and 2nd in percentage of punts placed inside-the-10 (min. 30 punts) in 2022, as 14 of his 61 punts (23.0%) were pinned within the 10-yd. line.

### PERCENTAGE OF PUNTS PLACED INSIDE THE 20 IN THE NFL, 2022

Player	Punts	Percentage
1. <b>Mitch Wishnowsky, SF</b>	<b>32</b>	<b>52.5%</b>
2. Johnny Hekker, Car.	39	48.1%
3. Thomas Morstead, Mia.	28	45.9%
3. Jordan Stout, Bal.	26	45.6%
5. Tress Way, Was.	37	44.6%

### PERCENTAGE OF PUNTS PLACED INSIDE THE 10 IN THE NFL, 2022

Player	Punts	Percentage
1. Corey Bojorquez, Cle.	15	46.6%
2. <b>Mitch Wishnowsky, SF</b>	<b>14</b>	<b>23.0%</b>
3. Tommy Townsend, KC	12	22.6%
4. Cameron Johnston, Hou.	18	20.5%
5. A.J. Cole, LV	12	20.3%

# 2023 SAN FRANCISCO 49ERS COACHING STAFF



**Kyle Shanahan**  
Head Coach



**Chris Foerster**  
Offensive Line/Run Game  
Coordinator



**Brian Schneider**  
Special Teams Coordinator



**Steve Wilks**  
Defensive Coordinator



**Anthony Lynn**  
Assistant Head Coach/  
Running Backs



**Cameron Brown**  
Defensive Quality Control




**Daniel Bullocks**  
Defensive Backs



**James Cregg**  
Assistant Offensive Line



**Brian Fleury**  
Tight Ends



**Joe Graves**  
Assistant Offensive Line



**Brian Griese**  
Quarterbacks



**Leonard Hankerson**  
Wide Receivers



**Matthew Harper**  
Assistant Special Teams



**Andrew Hayes-Stoker**  
Assistant Defensive Backs



**Johnny Holland**  
Linebackers



**Kris Kocurek**  
Defensive Line




**Klay Kubiak**  
Assistant Quarterbacks



**Klint Kubiak**  
Offensive Passing  
Game Specialist



**August Mangin**  
Special Teams Quality Control/  
Game Management Specialist



**Asauni Rufus**  
Offensive Quality Control



**Deuce Schwartz**  
Offensive Quality Control



**Nick Sorensen**  
Defensive Passing  
Game Specialist/Nickels



**Darryl Tapp**  
Assistant Defensive Line



**Robert Turner Jr.**  
Running Backs



**Jacob Webster**  
Defensive Quality Control



**Patrick Hagedorn**  
Assistant to the Head Coach



**Max Molz**  
Coaching Operations  
Assistant

# 2023 SAN FRANCISCO 49ERS UNOFFICIAL DEPTH CHART

Compiled by the 49ers Football Communications staff

AS OF AUGUST 22, 2023

## OFFENSE

WR	11	Brandon Aiyuk	3	Ray–Ray McCloud III	6	Danny Gray	2	<u>Isaiah Winstead</u>
					10	<u>Ronnie Bell</u>		
LT	71	Trent Williams	76	Jaylon Moore	60	<u>Ilm Manning</u>		
LG	65	Aaron Banks	63	Nick Zakelj	51	Jason Poe		
C	64	Jake Brendel	67	Keith Ismael	61	<u>Corey Luciano</u>		
RG	74	Spencer Burford	55	Jon Feliciano	66	<u>Joey Fisher</u>		
RT	68	Colton McKivitz	75	Matt Pryor	78	Leroy Watson IV	77	Alfredo Gutierrez
TE	85	George Kittle	89	Charlie Woerner	82	Ross Dwelley	88	Troy Fumagalli
					81	<u>Cameron Latu</u>	9	<u>Brayden Willis</u>
WR	19	Deebo Samuel	15	Jauan Jennings	17	Chris Conley	86	<u>Tay Martin</u>
					83	Willie Snead IV	84	Anthony Miller
RB	23	Christian McCaffrey	25	Elijah Mitchell	32	Tyrion Davis–Price	22	Jeremy McNichols
					24	Jordan Mason	36	Brian Hill
FB	44	Kyle Juszczyk	33	<u>Jack Colletto</u>				
QB	13	Brock Purdy	5	Trey Lance –or–	14	Sam Darnold	4	Brandon Allen

## DEFENSE

LDE	95	Drake Jackson	58	Alex Barrett	56	Austin Bryant	66	Breeland Speaks
LDT	91	Arik Armstead	90	Kevin Givens	96	T.Y. McGill	93	Kalia Davis
RDT	98	Javon Hargrave	99	Javon Kinlaw	62	Marlon Davidson	69	<u>Spencer Waage</u>
RDE	94	Clelin Ferrell	92	Kerry Hyder Jr.	55	<u>Robert Beal Jr.</u>	60	La'Darius Hamilton
SAM	48	Oren Burks	59	Curtis Robinson	51	<u>Kyahva Tezino</u>		
MIKE	54	Fred Warner	45	Demetrius Flannigan–Fowles	50	<u>Jalen Graham</u>		
WILL	57	Dre Greenlaw	40	Marcelino McCrary–Ball	53	<u>Dee Winters</u>		
LCB	7	Charvarius Ward	20	Ambry Thomas	22	<u>D'Shawn Jamison</u>		
RCB	2	Deommodore Lenoir	0	Samuel Womack III	35	Tre Swilling	36	Nate Brooks
NB	26	Isaiah Oliver	47	A.J. Parker	43	Qwuantrezz Knight		
FS	31	Tashaun Gipson Sr.	27	<u>Ji' Ayir Brown</u>	41	Taylor Hawkins		
SS	29	Talanoa Hufanga	30	George Odum	38	Myles Hartsfield		

## SPECIAL TEAMS

P	18	Mitch Wishnowsky						
K	4	<u>Jake Moody</u> –or–	10	Zane Gonzalez				
H	18	Mitch Wishnowsky						
PR	3	Ray–Ray McCloud III	83	Willie Snead IV	10	<u>Ronnie Bell</u>	22	<u>D'Shawn Jamison</u>
KOR	3	Ray–Ray McCloud III	83	Willie Snead IV	10	<u>Ronnie Bell</u>	22	<u>D'Shawn Jamison</u>
LS	46	Taybor Pepper						

PUP/Active – CB Darrell Luter Jr.

Reserve/Did Not Report List – DL Nick Bosa

Injured Reserve List – DL Taco Charlton

Underline – rookies

## PRONUNCIATION GUIDE

Brandon Aiyuk ..... EYE–yook  
 Ji' Ayir Brown ..... jye–YEAR  
 Kalia Davis ..... kuh–LEE–uh  
 Tyrion Davis–Price ..... TIE–ree–on  
 Clelin Ferrell ..... FURL  
 Javon Hargrave ..... JAY–vonn  
 Talanoa Hufanga ..... tal–uh–NOE–uh,  
 who–FAWN–guh  
 Kyle Juszczyk ..... YOOZ–check  
 Javon Kinlaw ..... juh–VONN  
 Cameron Latu ..... LAH–two  
 Deommodore Lenoir ..... dee–AH–mo–door,  
 luh–NOOR

Darrell Luter Jr. .... duh–RELL  
 Ilm Manning ..... elm  
 Kyahva Tezino ..... key–AH–va,  
 tuh–ZEE–no  
 Ambry Thomas ..... AM–bree  
 Spencer Waage ..... WAY–jee  
 Charvarius Ward ..... charr–VEAR–ee–us  
 Mitch Wishnowsky ..... wish–NOW–ski  
 Charlie Woerner ..... WER–ner  
 Nick Zakelj ..... zuh–CAL  
 The 49ers audio pronunciation guide can be found at:  
<https://49ers.1rmg.com/pronunciation-guide/>

## COACHING STAFF

Kyle Shanahan ..... Head Coach  
 Chris Foerster ..... Run Game Coordinator/Offensive Line  
 Brian Schneider ..... Special Teams Coordinator  
 Steve Wilks ..... Defensive Coordinator  
 Anthony Lynn ..... Assistant Head Coach/Running Backs  
 Cameron Brown ..... Defensive Quality Control  
 Daniel Bullocks ..... Defensive Backs  
 James Cregg ..... Assistant Offensive Line  
 Brian Fleury ..... Tight Ends  
 Joe Graves ..... Assistant Offensive Line  
 Brian Griese ..... Quarterbacks  
 Leonard Hankerson ..... Wide Receivers  
 Matthew Harper ..... Assistant Special Teams  
 Andrew Hayes–Stoker ..... Assistant Defensive Backs  
 Johnny Holland ..... Linebackers  
 Kris Kocurek ..... Defensive Line  
 Klay Kubiak ..... Assistant Quarterbacks  
 Klint Kubiak ..... Offensive Passing Game Specialist  
 August Mangin ..... Special Teams Quality Control/  
 Game Management Specialist  
 Asauni Rufus ..... Offensive Quality Control  
 Deuce Schwartz ..... Offensive Quality Control  
 Nick Sorensen ..... Defensive Passing Game Specialist/Nickels  
 Darryl Tapp ..... Assistant Defensive Line  
 Robert Turner Jr. .... Running Backs  
 Jacob Webster ..... Defensive Quality Control

# 2023 SAN FRANCISCO 49ERS NUMERICAL ROSTER

AS OF AUGUST 22, 2023								
NO	PLAYER	POS	HT	WT	Age	EXP	COLLEGE	ACQUIRED
0	Samuel Womack III	CB	5-10	189	24	2	Toledo	D-5 in '22
2	Deommodore Lenoir	DB	5-10	200	23	3	Oregon	D-5B in '21
2	Isaiah Winstead	WR	5-4	213	24	3	East Carolina	FA in '23
3	Ray-Ray McCloud III	WR	5-9	190	26	6	Clemson	FA in '22
4	Brandon Allen	QB	6-2	209	30	3	Arkansas	FA in '23
4	Jake Moody	K	6-1	210	23	R	Michigan	D-3B in '23
5	Trey Lance	QB	6-4	224	23	3	North Dakota State	D-1 in '21
6	Danny Gray	WR	6-0	200	24	2	Southern Methodist	D-3B in '22
7	Charvarius Ward	CB	6-1	196	27	6	Middle Tennessee State	FA in '22
9	Brayden Willis	TE	6-4	240	23	R	Oklahoma	D-7A in '23
10	Ronnie Bell	WR	6-0	190	23	R	Michigan	D-7B in '23
10	Zane Gonzalez	K	6-0	200	28	7	Arizona State	TR in '23 (Car.)
11	Brandon Aiyuk	WR	6-0	200	25	4	Arizona State	D-2B in '20
13	Brock Purdy	QB	6-1	220	23	2	Iowa State	D-7 in '22
14	Sam Darnold	QB	6-3	225	26	6	Southern California	FA in '23
15	Jauan Jennings	WR	6-3	212	26	3	Tennessee	D-7 in '20
17	Chris Conley	WR	6-3	205	30	9	Georgia	FA in '23
18	Mitch Wishnowsky	P	6-2	220	31	5	Utah	D-4 in '19
19	Deebo Samuel	WR	6-0	215	27	5	South Carolina	D-2 in '19
20	Ambry Thomas	CB	6-0	190	23	3	Michigan	D-3B in '21
22	D'Shawn Jamison	CB	5-9	185	24	R	Texas	FA in '23
22	Jeremy McNichols	RB	5-9	214	27	3	Boise State	FA in '23
23	Christian McCaffrey	RB	5-11	210	27	7	Stanford	TR in '22 (Car.)
24	Jordan Mason	RB	5-11	223	24	2	Georgia Tech	FA in '22
25	Elijah Mitchell	RB	5-10	200	25	3	Louisiana	D-6 in '21
26	Isaiah Oliver	CB	6-0	202	26	6	Colorado	FA in '23
27	J'Ayir Brown	S	5-11	202	23	R	Penn State	D-3A in '23
29	Talanoa Hufanga	S	6-0	200	23	3	Southern California	D-5C in '21
30	George Odum	S	6-1	202	29	6	Central Arkansas	FA in '22
31	Tashaun Gipson Sr.	S	6-1	212	33	12	Wyoming	FA in '22
32	Tyrion Davis-Price	RB	6-1	219	32	2	Louisiana State	D-3A in '22
33	Jack Colletto	FB	6-3	237	24	R	Oregon State	FA in '23
35	Tre Swilling	CB	6-1	196	24	1	Georgia Tech	FA in '22
36	Nate Brooks	CB	6-0	192	26	1	North Texas	FA in '23
36	Brian Hill	RB	5-11	216	27	6	Wyoming	FA in '23
38	Myles Hartsfield	DB	5-11	210	26	4	Mississippi	FA in '23
40	Marcelino McCrary-Ball	LB	6-0	214	24	1	Indiana	FA in '22
41	Taylor Hawkins	S	6-1	205	25	1	San Diego State	FA in '22
43	Qwuantrezz Knight	CB	6-0	199	25	1	UCLA	FA in '22
44	Kyle Juszczyk	FB	6-2	235	32	11	Harvard	FA in '17
45	Demetrius Flannigan-Fowles	LB	6-2	223	26	4	Arizona	FA in '19
46	Taybor Pepper	LS	6-4	245	29	6	Michigan State	FA in '20
47	A.J. Parker	CB	5-11	185	25	3	Kansas State	FA in '23
48	Oren Burks	LB	6-3	233	23	6	Vanderbilt	FA in '22
50	Jalen Graham	LB	6-3	220	23	R	Purdue	D-7C in '23
51	Jason Poe	OL	6-1	300	25	1	Mercer	FA in '22
51	Kyahva Tezino	LB	6-0	235	26	R	San Diego State	FA in '23
53	Dee Winters	LB	5-11	227	22	R	Texas Christian	D-6 in '23
54	Fred Warner	LB	6-3	230	26	6	Brigham Young	D-3A in '18
55	Robert Beal Jr.	DL	6-4	250	24	R	Georgia	D-5B in '23
55	Jon Feliciano	OL	6-4	325	31	9	Miami	FA in '23
56	Austin Bryant	DL	6-5	250	26	5	Clemson	FA in '23
57	Dre Greenlaw	LB	6-0	230	26	5	Arkansas	D-5 in '19
58	Alex Barrett	DL	6-2	250	29	2	San Diego State	FA in '19
59	Curtis Robinson	LB	6-3	235	25	3	Stanford	FA in '21
60	La'Darius Hamilton	DL	6-2	261	25	3	North Texas	FA in '23
60	Ilm Manning	OL	6-2	294	24	R	Hawaii	FA in '23
61	Corey Luciano	OL	6-4	307	25	R	Washington	FA in '23
62	Marlon Davidson	DL	6-3	303	25	4	Auburn	FA in '23
63	Nick Zakelj	OL	6-6	316	24	2	Fordham	D-6A in '22
64	Jake Brendel	OL	6-4	299	30	6	UCLA	FA in '20
65	Aaron Banks	OL	6-5	325	25	3	Notre Dame	D-2 in '21
66	Joey Fisher	OL	6-4	296	25	R	Shepherd	FA in '23
66	Breeland Speaks	DL	6-3	285	27	3	Mississippi	FA in '23
67	Keith Ismael	OL	6-3	310	25	3	San Diego State	FA in '22
68	Colton McKivitz	OL	6-6	301	27	4	West Virginia	D-5 in '20
69	Spencer Waage	DL	6-5	295	24	R	North Dakota State	FA in '23
71	Trent Williams	T	6-5	320	35	14	Oklahoma	TR in '20 (Was.)
74	Spencer Burford	OL	6-4	300	23	2	Texas-San Antonio	D-4 in '22
75	Matt Pryor	OL	6-7	332	28	6	Texas Christian	FA in '23
76	Jaylon Moore	OL	6-4	311	25	3	Western Michigan	D-5A in '21
77	Alfredo Gutierrez*	OL	6-9	332	27	1	Tecnológico de Monterrey	FA in '21
78	Leroy Watson IV	OL	6-5	311	25	1	Texas-San Antonio	FA in '22
81	Cameron Latu	TE	6-5	244	23	R	Alabama	D-3C in '23
82	Ross Dwelley	TE	6-5	235	28	6	San Diego	FA in '18
83	Willie Snead IV	WR	5-11	195	30	9	Ball State	FA in '22
84	Anthony Miller	WR	5-11	199	28	6	Memphis	FA in '23
85	George Kittle	TE	6-4	250	29	7	Iowa	D-5A in '17
86	Tay Martin	WR	6-3	185	25	1	Oklahoma State	FA in '22
88	Troy Fumagalli	TE	6-6	248	28	5	Wisconsin	FA in '22
89	Charlie Woerner	TE	6-5	241	25	4	Georgia	D-6 in '20
90	Kevin Givens	DL	6-1	285	26	4	Penn State	FA in '19
91	Arik Armstead	DL	6-7	290	29	9	Oregon	D-1 in '15
92	Kerry Hyder Jr.	DL	6-2	275	32	8	Texas Tech	FA in '22
93	Kalia Davis	DL	6-2	310	24	2	Central Florida	D-6B in '22
94	Clelin Ferrell	DL	6-4	265	26	5	Clemson	FA in '23
95	Drake Jackson	DL	6-4	273	22	2	Southern California	D-2 in '22
96	T.Y. McGill	DL	6-0	295	30	8	North Carolina State	FA in '22
98	Javon Hargrave	DL	6-2	305	30	8	South Carolina State	FA in '23
99	Javon Kinlaw	DT	6-5	319	25	4	South Carolina	D-1A in '20

**Active/Physically Unable to Perform List**

28	Darrell Luter Jr.	CB	6-0	190	23	R	South Alabama	D-5A in '23
----	-------------------	----	-----	-----	----	---	---------------	-------------

**Injured Reserve List**

77	Taco Charlton	DL	6-5	270	28	7	Michigan	FA in '23
----	---------------	----	-----	-----	----	---	----------	-----------

**Reserve/Did Not Report List**

97	Nick Bosa	DL	6-4	266	25	5	Ohio State	D-1 in '19
----	-----------	----	-----	-----	----	---	------------	------------

\* NFL's International Pathway Program

# 2023 SAN FRANCISCO 49ERS ALPHABETICAL ROSTER

AS OF AUGUST 22, 2023

NO	PLAYER	POS	HT	WT	Birthdate	EXP	COLLEGE	HOMETOWN
11	Aiyuk, Brandon	WR	6-0	200	3-17-98	4	Arizona State	Reno, NV
4	Allen, Brandon	QB	6-2	209	9-5-92	7	Arkansas	Fayetteville, AR
91	Armstead, Arik	DL	6-7	290	11-15-93	9	Oregon	Elk Grove, CA
65	Banks, Aaron	OL	6-5	325	9-3-97	3	Notre Dame	El Cerrito, CA
58	Barrett, Alex	DL	6-2	250	3-6-94	2	San Diego State	Mesa, AZ
55	Beal Jr., Robert	DL	6-4	250	8-18-99	2	Georgia	Duluth, GA
10	Bell, Ronnie	WR	6-0	190	1-28-00	R	Michigan	Kansas City, MO
64	Brendel, Jake	OL	6-4	299	9-10-92	6	UCLA	Plano, TX
36	Brooks, Nate	CB	6-0	192	9-5-96	1	North Texas	Whitehouse, TX
27	Brown, Ji'Ayir	S	5-11	202	1-25-00	R	Penn State	Trenton, NJ
56	Bryant, Austin	DL	6-5	250	11-12-96	5	Clemson	Thomasville, GA
74	Burford, Spencer	OL	6-4	300	7-19-00	2	Texas-San Antonio	San Antonio, TX
48	Burks, Oren	LB	6-3	233	3-21-95	6	Vanderbilt	Lorton, VA
33	Colletto, Jack	FB	6-3	237	11-19-98	R	Oregon State	Camas, WA
17	Conley, Chris	WR	6-3	205	10-25-92	9	Georgia	Dallas, GA
14	Darnold, Sam	QB	6-3	225	6-5-97	6	Southern California	San Clemente, CA
62	Davidson, Marlon	DL	6-3	303	5-11-98	4	Auburn	Greenville, AL
93	Davis, Kalia	DL	6-2	310	10-2-98	2	Central Florida	Pensacola, FL
32	Davis-Price, Tyrion	RB	6-1	219	10-23-00	2	Louisiana State	Baton Rouge, LA
82	Dwelle, Ross	TE	6-5	235	1-26-95	6	San Diego	El Dorado Hills, CA
55	Feliciano, Jon	OL	6-4	325	2-10-92	9	Miami	Davie, FL
94	Ferrell, Clelin	DL	6-4	265	5-17-97	5	Clemson	Richmond, VA
66	Fisher, Joey	OL	6-4	296	11-11-97	R	Shepherd	Clear Spring, MD
45	Flannigan-Fowles, Demetrius	LB	6-2	223	9-4-96	4	Arizona	Tucson, AZ
88	Fumagalli, Troy	TE	6-6	248	2-17-95	5	Wisconsin	Aurora, IL
31	Gipson Sr., Tashaun	S	6-1	212	8-7-90	12	Wyoming	Dallas, TX
90	Givens, Kevin	DL	6-1	285	3-1-97	4	Penn State	Newark, NJ
10	Gonzalez, Zane	K	6-0	200	5-7-95	7	Arizona State	Deer Park, TX
50	Graham, Jalen	LB	6-3	220	1-11-00	R	Purdue	Detroit, MI
6	Gray, Danny	WR	6-0	200	4-1-99	2	Southern Methodist	Dallas, TX
57	Greenlaw, Dre	LB	6-0	230	5-25-97	5	Arkansas	Fayetteville, AR
77	Gutierrez, Alfredo*	OL	6-9	332	12-29-95	1	Tecnológico de Monterrey	Tijuana, MX
60	Hamilton, La'Darius	DL	6-2	261	1-18-98	3	North Texas	Corrigan, TX
98	Hargrave, Javon	DL	6-2	305	2-7-93	8	South Carolina State	Spencer, NC
38	Hartsfield, Myles	DB	5-11	210	8-5-97	4	Mississippi	Sayreville, NJ
41	Hawkins, Taylor	S	6-1	205	12-27-97	1	San Diego State	Palm Springs, CA
35	Hill, Brian	RB	6-1	216	11-9-95	6	Wyoming	Belleville, IL
29	Hufanga, Talanoa	S	6-0	200	2-1-00	3	Southern California	Corvallis, OR
92	Hyder Jr., Kerry	DL	6-2	275	5-2-91	8	Texas Tech	Austin, TX
67	Ismael, Keith	OL	6-3	310	7-25-98	3	San Diego State	San Francisco, CA
95	Jackson, Drake	DL	6-4	273	4-12-01	2	Southern California	Corona, CA
22	Jamison, D'Shawn	CB	5-9	185	6-4-99	R	Texas	Houston, TX
15	Jennings, Jauan	WR	6-3	212	7-10-97	3	Tennessee	Murfreesboro, TN
44	Juszczyk, Kyle	FB	6-2	235	4-23-91	11	Harvard	Lodi, OH
99	Kinlaw, Javon	DT	6-5	319	10-3-97	4	South Carolina	Charleston, SC
85	Kittle, George	TE	6-4	250	10-9-93	7	Iowa	Norman, OK
43	Knight, Qwanterez	CB	6-0	199	10-10-97	1	UCLA	Havana, FL
5	Lance, Trey	QB	6-4	224	5-9-00	3	North Dakota State	Marshall, MN
81	Latu, Cameron	TE	6-5	244	2-24-00	R	Alabama	Holladay, UT
2	Lenoir, Deommodore	DB	5-10	200	10-6-99	3	Oregon	Los Angeles, CA
61	Luciano, Corey	OL	6-4	307	8-14-98	R	Washington	Danville, CA
60	Manning, Iim	OL	6-2	294	7-23-99	R	Hawaii	Giendale, AZ
86	Martin, Tay	WR	6-3	185	12-14-97	1	Oklahoma State	Houma, LA
24	Mason, Jordan	RB	5-11	223	5-24-99	2	Georgia Tech	Gallatin, TN
23	McCaffrey, Christian	RB	5-11	210	6-7-96	7	Stanford	Highlands Ranch, CO
3	McCloud III, Ray-Ray	WR	5-9	190	10-15-96	6	Clemson	Tampa, FL
40	McCrary-Ball, Marcelino	LB	6-0	214	3-23-99	1	Indiana	Roswell, GA
96	McGill, T.Y.	OL	6-0	295	11-23-92	8	North Carolina State	Jesup, GA
68	McKivitz, Colton	OL	6-6	301	8-9-96	4	West Virginia	Jacobsburg, OH
22	McNichols, Jeremy	RB	5-9	214	12-26-95	3	Boise State	Lakewood, CA
84	Miller, Anthony	WR	5-11	199	10-9-94	6	Memphis	Memphis, TN
25	Mitchell, Elijah	RB	5-10	200	5-2-98	3	Louisiana	Erath, LA
4	Moody, Jake	K	6-1	210	11-23-99	R	Michigan	Northville, MI
76	Moore, Jaylon	OL	6-4	311	1-9-98	3	Western Michigan	Detroit, MI
30	Odum, George	S	6-1	202	11-3-93	6	Central Arkansas	Millington, TN
26	Oliver, Isaiah	CB	6-0	202	9-30-96	6	Colorado	Phoenix, AZ
47	Parker, A.J.	CB	5-11	185	2-15-98	3	Kansas State	Bartlesville, OK
46	Pepper, Taybor	LS	6-4	245	5-28-94	6	Michigan State	Saline, MI
51	Poe, Jason	OL	6-7	300	7-27-98	1	Mercer	Fitzgerald, GA
75	Pryor, Matt	OL	6-7	332	12-16-94	6	Texas Christian	Lakewood, CA
13	Purdy, Brock	QB	6-1	220	12-27-99	2	Iowa State	Gilbert, AZ
59	Robinson, Curtis	LB	6-3	235	6-2-98	3	Stanford	Santa Ana, CA
19	Samuel, Deebo	WR	6-0	215	1-15-96	5	South Carolina	Inman, SC
83	Snead IV, Willie	WR	5-11	195	10-17-92	9	Ball State	Muskegon, MI
66	Speaks, Breeleand	DL	6-3	285	12-18-95	3	Mississippi	Jackson, MS
35	Swilling, Tre	CB	6-1	196	3-26-99	1	Georgia Tech	New Orleans, LA
51	Tezino, Kyahva	LB	6-0	235	3-26-99	R	San Diego State	Richmond, CA
20	Thomas, Ambry	CB	6-0	190	9-9-99	3	Michigan	Detroit, MI
69	Waage, Spencer	DL	6-5	295	5-6-99	R	North Dakota State	Watertown, SD
7	Ward, Charvarius	CB	6-1	196	5-16-96	6	Middle Tennessee State	McComb, MS
54	Warner, Fred	LB	6-3	230	11-19-96	6	Brigham Young	San Marcos, CA
78	Watson IV, Leroy	OL	6-5	311	6-10-98	1	Texas-San Antonio	Snellville, GA
71	Williams, Trent	T	6-5	320	7-19-88	14	Oklahoma	Longview, TX
9	Willis, Brayden	TE	6-4	240	11-11-99	R	Oklahoma	Arlington, TX
2	Winstead, Isaiah	WR	6-4	213	8-9-99	R	East Carolina	Highland Springs, VA
53	Winters, Dee	LB	5-11	227	10-17-00	R	Texas Christian	Burton, TX
18	Wishnowsky, Mitch	P	6-2	220	3-3-92	5	Utah	Perth, Australia
89	Woerner, Charlie	TE	6-5	241	10-16-97	4	Georgia	Tiger, GA
0	Womack III, Samuel	OL	5-10	189	7-7-99	2	Toledo	Detroit, MI
63	Zakelj, Nick	CB	6-6	316	6-22-99	2	Fordham	Broadview Heights, OH

**Active/Physically Unable to Perform List**

28	Luter Jr., Darrell	CB	6-0	190	4-24-00	R	South Alabama	Hattiesburg, MS
----	--------------------	----	-----	-----	---------	---	---------------	-----------------

**Injured Reserve List**

77	Charlton, Taco	DL	6-5	270	11-7-94	7	Michigan	Pickerington, OH
----	----------------	----	-----	-----	---------	---	----------	------------------

**Reserve/Did Not Report List**

97	Bosa, Nick	DL	6-4	266	10-23-97	5	Ohio State	Fort Lauderdale, FL
----	------------	----	-----	-----	----------	---	------------	---------------------

\* NFL's International Pathway Program

# 2023 SAN FRANCISCO 49ERS POSITIONAL ROSTER

AS OF AUGUST 22, 2023

NO	PLAYER	POS	HT	WT	DOB	EXP	COLLEGE	HOMETOWN	ACQUIRED
<b>Quarterbacks (4)</b>									
4	Allen, Brandon	QB	6-2	209	9-5-92	7	Arkansas	Fayetteville, AR	FA in '23
5	Lance, Trey	QB	6-4	224	5-9-00	3	North Dakota State	Marshall, MN	D-1 in '21
13	Purdy, Brock	QB	6-1	220	12-27-99	3	Iowa State	Gilbert, AZ	D-7 in '22
14	Darnold, Sam	QB	6-3	225	6-5-97	6	Southern California	San Clemente, CA	FA in '23
<b>Running Backs/Fullbacks (8)</b>									
22	McNichols, Jeremy	RB	5-9	214	12-26-95	3	Boise State	Lakewood, CA	FA in '23
23	McCaffrey, Christian	RB	5-11	210	6-7-96	7	Stanford	Highlands Ranch, CO	TR in '22 (Car.)
24	Mason, Jordan	RB	5-11	223	5-24-99	2	Georgia Tech	Gallatin, TN	FA in '22
25	Mitchell, Elijah	RB	5-10	200	5-2-98	3	Louisiana	Erath, LA	D-6 in '21
32	Davis-Price, Tyrion	RB	6-1	219	10-23-00	2	Louisiana State	Baton Rouge, LA	D-3A in '22
33	Colletto, Jack	FB	6-3	237	11-19-98	2	Oregon State	Camas, WA	FA in '23
36	Hill, Brian	RB	6-1	216	11-9-95	6	Wyoming	Belleville, IL	FA in '23
44	Juszczyk, Kyle	FB	6-2	235	4-23-91	11	Harvard	Lodi, OH	FA in '17
<b>Wide Receivers (11)</b>									
2	Winstead, Isaiah	WR	6-4	213	8-9-99	R	East Carolina	Highland Springs, VA	FA in '23
3	McCloud III, Ray-Ray	WR	5-9	190	10-15-96	6	Clemson	Tampa, FL	FA in '22
6	Gray, Danny	WR	6-0	200	4-1-99	2	Southern Methodist	Dallas, TX	D-3B in '22
10	Bell, Ronnie	WR	6-0	190	1-28-00	4	Michigan	Kansas City, MO	D-7B in '23
11	Aiyuk, Brandon	WR	6-0	200	3-17-98	4	Arizona State	Reno, NV	D-1B in '20
15	Jennings, Jauan	WR	6-3	212	7-10-97	3	Tennessee	Murfreesboro, TN	D-7 in '20
17	Conley, Chris	WR	6-3	205	10-25-92	5	Georgia	Dallas, GA	FA in '23
19	Samuel, Deebo	WR	6-0	215	1-15-96	9	South Carolina	Inman, SC	D-2 in '19
83	Snead IV, Willie	WR	5-11	195	10-17-92	8	Ball State	Muskegon, MI	FA in '22
84	Miller, Anthony	WR	5-11	199	10-9-94	6	Memphis	Memphis, TN	FA in '23
86	Martin, Tay	WR	6-3	185	12-14-97	1	Oklahoma State	Houma, LA	FA in '22
<b>Tight Ends (6)</b>									
9	Willis, Brayden	TE	6-4	240	11-11-99	R	Oklahoma	Arlington, TX	D-7A in '23
81	Latu, Cameron	TE	6-5	244	2-24-00	R	Alabama	Holladay, UT	D-3C in '23
82	Dwelle, Ross	TE	6-5	235	1-26-95	6	San Diego	El Dorado Hills, CA	FA in '18
85	Kittle, George	TE	6-4	250	10-9-93	7	Iowa	Norman, OK	D-5A in '17
88	Fumagalli, Troy	TE	6-6	248	2-17-95	5	Wisconsin	Aurora, IL	FA in '23
89	Woerner, Charlie	TE	6-5	241	10-16-97	4	Georgia	Tiger, GA	D-6 in '20
<b>Offensive Line (16)</b>									
51	Poe, Jason	OL	6-1	300	7-27-98	1	Mercer	Fitzgerald, GA	FA in '22
55	Feliciano, Jon	OL	6-4	325	2-10-92	9	Miami	Davie, FL	FA in '23
60	Manning, Jim	OL	6-2	294	7-23-99	3	Hawaii	Glendale, AZ	FA in '23
61	Luciano, Corey	OL	6-4	307	8-14-98	3	Washington	Danville, CA	FA in '23
63	Zakelj, Nick	OL	6-6	316	6-22-99	2	Fordham	Broadview Heights, OH	D-6A in '22
64	Brendel, Jake	OL	6-4	299	9-10-92	6	UCLA	Plano, TX	FA in '20
65	Banks, Aaron	OL	6-5	325	9-3-97	3	Notre Dame	El Cerrito, CA	D-2 in '21
66	Fisher, Joey	OL	6-4	296	11-11-97	R	Shepherd	Clear Spring, MD	FA in '23
67	Ismail, Keith	OL	6-3	310	7-25-98	3	San Diego State	San Francisco, CA	FA in '22
68	McKivitz, Colton	OL	6-6	301	8-9-96	4	West Virginia	Jacobsburg, OH	D-5 in '20
71	Williams, Trent	T	6-5	320	7-19-88	14	Oklahoma	Longview, TX	TR in '20 (Was.)
74	Burford, Spencer	OL	6-4	300	7-19-00	2	Texas-San Antonio	San Antonio, TX	D-4 in '21
75	Pryor, Matt	OL	6-7	332	12-16-94	6	Texas Christian	Lakewood, CA	FA in '23
76	Moore, Jaylon	OL	6-4	311	1-9-98	3	Western Michigan	Detroit, MI	D-5A in '21
77	Gutierrez, Alfredo*	OL	6-9	332	12-29-95	1	Tecnologico de Monterrey	Tijuana, MX	FA in '21
78	Watson IV, Leroy	OL	6-5	311	6-10-98	1	Texas-San Antonio	Shellville, GA	FA in '22
<b>Specialists (4)</b>									
4	Moody, Jake	K	6-1	210	11-23-99	R	Michigan	Northville, MI	D-3B in '23
10	Gonzalez, Zane	P	6-0	200	5-7-95	7	Arizona State	Deer Park, TX	TR in '23 (Car.)
18	Wishnowsky, Mitch	P	6-2	220	3-3-92	5	Utah	Perth, Australia	D-4 in '19
46	Pepper, Tavbor	LS	6-4	245	5-28-94	6	Michigan State	Saline, MI	FA in '20
<b>Defensive Line (16)</b>									
55	Beal Jr., Robert	DL	6-4	250	8-18-99	R	Georgia	Duluth, GA	D-5B in '23
56	Bryant, Austin	DL	6-5	250	11-12-96	5	Clemson	Thomasville, GA	FA in '23
58	Barrett, Alex	DL	6-2	250	3-6-94	2	San Diego State	Mesa, AZ	FA in '19
60	Hamilton, La'Darius	DL	6-2	261	1-18-98	3	North Texas	Corrigan, TX	FA in '23
62	Davidson, Marlon	DL	6-3	303	5-11-98	4	Auburn	Greenville, AL	FA in '23
66	Speaks, Breeland	DL	6-3	285	12-18-95	3	Mississippi	Jackson, MS	FA in '23
69	Waage, Spencer	DL	6-5	295	5-6-99	3	North Dakota State	Watertown, SD	FA in '23
90	Givehs, Kevin	DL	6-1	285	3-1-97	4	Penn State	Newark, NJ	FA in '19
91	Armstead, Arik	DL	6-7	290	11-15-93	9	Oregon	Elk Grove, CA	D-1 in '15
92	Hyder Jr., Kerry	DL	6-2	275	5-2-91	8	Texas Tech	Austin, TX	FA in '22
93	Davis, Kalia	DL	6-2	310	10-2-98	2	Central Florida	Pensacola, FL	D-6B in '22
94	Ferrell, Clelin	DL	6-4	265	5-17-97	5	Clemson	Richmond, VA	FA in '23
95	Jackson, Drake	DL	6-4	273	4-12-01	2	Southern California	Corona, CA	D-2 in '22
96	McGill, T.Y.	DL	6-0	295	11-23-92	8	North Carolina State	Jesup, GA	FA in '22
98	Hargrave, Javon	DL	6-2	305	2-7-93	8	South Carolina State	Spencer, NC	FA in '23
99	Kinlaw, Javon	DT	6-2	319	10-3-97	4	South Carolina	Charleston, SC	D-1A in '20
<b>Linebackers (9)</b>									
40	McCrary-Ball, Marcelino	LB	6-0	214	3-23-99	1	Indiana	Roswell, GA	FA in '22
45	Flannigan-Fowles, Demetrius	LB	6-2	223	9-4-96	4	Arizona	Tucson, AZ	FA in '19
48	Burks, Oren	LB	6-3	233	3-21-95	6	Vanderbilt	Lorton, VA	FA in '22
50	Graham, Jalen	LB	6-3	220	1-11-00	R	Purdue	Detroit, MI	D-7C in '23
51	Tezino, Kyahva	LB	6-0	235	3-26-99	R	San Diego State	Richmond, CA	FA in '23
53	Winters, Dee	LB	5-11	227	10-17-00	R	Texas Christian	Burton, TX	D-6 in '23
54	Warner, Fred	LB	6-3	230	11-19-96	6	Brigham Young	San Marcos, CA	D-3A in '18
57	Greenlaw, Dre	LB	6-0	230	5-25-97	5	Arkansas	Fayetteville, AR	D-5 in '19
59	Robinson, Curtis	LB	6-3	235	6-2-98	3	Stanford	Santa Ana, CA	FA in '21
<b>Defensive Backs (16)</b>									
0	Womack III, Samuel	CB	5-10	189	7-7-99	2	Toledo	Detroit, MI	D-5 in '22
2	Lenoir, Deomodore	DBB	5-10	200	10-6-99	3	Oregon	Los Angeles, CA	D-5B in '21
7	Ward, Charvarius	CB	6-1	196	5-16-96	6	Middle Tennessee State	McComb, MS	FA in '22
20	Thomas, Ambry	CB	6-0	190	9-9-99	3	Michigan	Detroit, MI	D-3B in '21
22	Jamison, D'Shawn	CB	5-9	185	6-4-99	6	Texas	Houston, TX	FA in '23
26	Oliver, Isaiah	CB	6-0	202	9-30-96	R	Colorado	Phoenix, AZ	FA in '23
27	Brown, Jr Ayir	S	5-11	202	1-25-00	3	Penn State	Trenton, NJ	D-3A in '23
29	Hufanga, Talanoa	S	6-0	200	2-1-00	R	Southern California	Corvallis, OR	D-5C in '21
30	Odum, George	S	6-1	202	11-3-93	6	Central Arkansas	Millington, TN	FA in '22
31	Gipson Sr., Tashaun	S	6-1	212	8-7-90	12	Wyoming	Dallas, TX	FA in '22
35	Swilling, Tre	CB	6-1	196	3-26-99	1	Georgia Tech	New Orleans, LA	FA in '23
36	Brooks, Nate	CB	6-0	192	9-5-96	1	North Texas	Whitehouse, TX	FA in '23
38	Hartsfield, Myles	DB	5-11	210	8-5-97	4	Mississippi	Sayreville, NJ	FA in '23
41	Hawkins, Taylor	S	6-1	205	12-27-97	1	San Diego State	Palm Springs, CA	FA in '22
43	Knight, Qwuantrizz	CB	6-0	199	10-10-97	1	UCLA	Havana, FL	FA in '22
47	Parker, A.J.	CB	5-11	185	2-15-98	3	Kansas State	Bartlesville, OK	FA in '23
<b>Active/Physically Unable to Perform List (1)</b>									
28	Luter Jr., Darrell	CB	6-0	190	4-24-00	R	South Alabama	Hattiesburg, MS	D-5A in '23
<b>Injured Reserve List (1)</b>									
77	Chariton, Iaco	DL	6-5	270	11-7-94	7	Michigan	Pickerington, OH	FA in '23
<b>Reserve/Did Not Report List (1)</b>									
97	Bosa, Nick	DL	6-4	266	10-23-97	5	Ohio State	Fort Lauderdale, FL	D-1 in '19

\* NFL's International Pathway Program

# 2023 SAN FRANCISCO 49ERS TRANSACTIONS

- 1-2 WR Tay Martin and DL Kemoko Turay reverted back to the team's practice squad.
- 1-3 Waived DL Akeem Spence.  
Released QB Jacob Eason from the team's practice squad.
- 1-4 Opened the Injured Reserve practice window for RB Elijah Mitchell.
- 1-6 Signed DL Akeem Spence to the team's practice squad.
- 1-7 Activated RB Elijah Mitchell to the active roster from the Injured Reserve List.  
Activated DL Michael Dwumfour and CB Janoris Jenkins from the team's practice squad (standard elevations).
- 1-9 DL Michael Dwumfour and CB Janoris Jenkins reverted back to the team's practice squad.
- 1-13 Activated RB Tevin Coleman and CB Janoris Jenkins from the team's practice squad (standard elevations).
- 1-16 RB Tevin Coleman and CB Janoris Jenkins reverted back to the team's practice squad.  
Signed DB A.J. Parker to a Reserve/Future contract.
- 1-21 Activated DL Alex Barrett and CB Janoris Jenkins from the team's practice squad (standard elevations).
- 1-23 DL Alex Barrett and CB Janoris Jenkins reverted back to the team's practice squad.
- 1-28 Activated RB Tevin Coleman and CB Janoris Jenkins from the team's practice squad (standard elevations).
- 1-30 RB Tevin Coleman and CB Janoris Jenkins reverted back to the team's practice squad.
- 1-31 Signed the following 10 free agents to Reserve/Future contracts: DL Alex Barrett, OL Alfredo Gutierrez, S Taylor Hawkins, OL Keith Ismael, DB Qwuantrez Knight, WR Tay Martin, WR Dazz Newsome, OL Jason Poe, LB Curtis Robinson and OL Leroy Watson.
- 2-6 Signed WR Tyron Johnson and CB Tre Swilling to Reserve/Future contracts.
- 2-13 Re-signed LB Marcelino McCrary-Ball to a one-year deal.
- 2-28 Signed LS Taybor Pepper to a three-year extension.  
Tendered a one-year contract to exclusive rights free agents WR Jauan Jennings.
- 3-9 Signed OL Colton McKivitz to a two-year extension.
- 3-13 Signed DL Kevin Givens to a one-year extension.
- 3-15 Re-signed S Tashaun Gipson Sr. to a one-year deal.  
Re-signed OL Jake Brendel to a four-year deal.
- 3-16 Signed DL Javon Hargrave to a four-year deal.  
Signed QB Sam Darnold to a one-year deal.  
Signed DL Clelin Ferrell to a one-year deal.  
Signed CB Isaiah Oliver to a two-year deal.  
Re-signed LB Demetrius Flannigan-Fowles to a one-year deal.
- 3-17 Re-signed DL T.Y. McGill to a one-year deal.
- 3-20 Re-signed TE Ross Dwelley to a one-year deal.  
Signed DB Myles Hartsfield to a one-year deal.
- 3-21 Signed OL Jon Feliciano to a one-year deal.
- 3-22 Hired Steve Wilks as defensive coordinator, Klint Kubiak as offensive passing game specialist, Jacob Webster as defensive quality control coach and Max Molz as coaching operations assistant.
- 3-23 Signed DL Austin Bryant to a one-year deal.
- 3-24 Acquired K Zane Gonzalez from the Carolina Panthers in exchange for a conditional swap of late-round picks in the 2025 NFL Draft.
- 3-27 Signed OL Matt Pryor to a one-year deal.
- 4-17 WR Jauan Jennings signed his one-year tendered contract as an exclusive rights free agent.  
Re-signed DL Kerry Hyder Jr. to a one-year deal.  
Signed WR Chris Conley to a one-year deal.
- 4-28 Exercised the fifth-year contract option on WR Brandon Aiyuk for the 2024 season.  
Selected S Ji'Ayir Brown in the third round (87th overall) of the 2023 NFL Draft.  
Selected K Jake Moody in the third round (99th overall) of the 2023 NFL Draft.  
Selected TE Cameron Latu in the third round (101st overall) of the 2023 NFL Draft.
- 4-29 Selected CB Darrell Luter Jr. in the fifth round (155th overall) of the 2023 NFL Draft.  
Selected DL Robert Beal Jr. in the fifth round (173rd overall) of the 2023 NFL Draft.  
Selected LB Dee Winters in the sixth round (216th overall) of the 2023 NFL Draft.  
Selected TE Brayden Willis in the seventh round (247th overall) of the 2023 NFL Draft.  
Selected WR Ronnie Bell in the seventh round (253rd overall) of the 2023 NFL Draft.  
Selected LB Jalen Graham in the seventh round (255th overall) of the 2023 NFL Draft.
- 5-1 Signed WR Willie Snead IV to a one-year deal.  
Announced coaching staff hires/title changes: Daniel Bullocks (Defensive Backs), Cameron Brown (Defensive Quality Control), Andrew Hayes-Stoker (Assistant Defensive Backs) and Nick Sorensen (Defensive Passing Game Specialist/Nickels).  
Agreed to terms with the following 11 undrafted rookie free agents: RB Ronald Awatt, FB Jack Colletto, OL Joey Fisher, CB D'Shawn Jamison, RB Khalan Laborn, OL Corey Luciano, OL IIm Manning, LB Mariano Sori-Marin, DL Spencer Waege, WR Shae Wyatt and S Avery Young.
- 5-3 Agreed to terms with undrafted WR Isaiah Winstead.
- 5-8 Signed QB Brandon Allen, DL Marlon Davidson and TE Troy Fumagalli to one-year deals.
- 5-11 Waived WR Tyron Johnson.
- 5-12 Signed each of the team's nine draft picks to four-year deals: S Ji'Ayir Brown, K Jake Moody, TE Cameron Latu, CB Darrell Luter Jr., DL Robert Beal Jr., LB Dee Winters, TE Brayden Willis, WR Ronnie Bell and LB Jalen Graham.  
Signed the following 12 undrafted rookie free agents: RB Ronald Awatt, FB Jack Colletto, OL Joey Fisher, CB D'Shawn Jamison, RB Khalan Laborn, OL Corey Luciano, OL IIm Manning, LB Mariano Sori-Marin, DL Spencer Waege, WR Isaiah Winstead, WR Shae Wyatt and S Avery Young.
- 6-6 Signed DL Darryl Johnson to a one-year deal.  
Waived WR Shae Wyatt.
- 6-20 Waived LB Mariano Sori-Marin.
- 7-18 Placed CB Darrell Luter Jr. on the Active/Physically Unable to Perform List.
- 7-25 Signed CB Terrance Mitchell to a one-year deal.  
Placed P Mitch Wishnowsky on the Active/Non-Football Injury List.  
Placed DL Nick Bosa on the Reserve/Did Not Report List.
- 7-27 Signed LB Kyahva Tezino to a one-year deal.  
Activated P Mitch Wishnowsky from the Active/Non-Football Injury List.
- 8-1 Signed DL Taco Charlton to a one-year deal.  
Waived S Avery Young.
- 8-3 Placed CB Terrance Mitchell on the Injured Reserve List.  
Signed CB Anthony Averett to a one-year deal.
- 8-4 Placed DL Darryl Johnson on the Injured Reserve List.  
Signed DL Daelin Hayes to a one-year deal.

# 2023 SAN FRANCISCO 49ERS TRANSACTIONS

- 8-8 Signed RB Jeremy McNichols to a one-year deal.  
Waived RB Ronald Awatt.
- 8-11 Signed DL Breeland Speaks to a one-year deal.  
Placed CB Anthony Averett on the Injured Reserve List.
- 8-12 Signed CB Nate Brooks to a one-year deal.  
Waived/Injured DL Daelin Hayes.
- 8-19 Signed DL La'Darius Hamilton and DL Tomasi Laulile to one-year deals.  
Placed DL Taco Charlton on the Injured Reserve List.  
Waived RB Khalan Laborn.
- 8-21 Signed RB Brian Hill to a one-year deal.  
Waived DL Tomasi Laulile.
- 8-22 Signed WR Anthony Miller to a one-year deal.  
Waived WR Dazz Newsome.



# 2023 SAN FRANCISCO 49ERS PRESEASON STATISTICS

Date	W/L	Score	Opponent	Attendance	Rushing	No	Yds	Avg	Long	TD
8/13	L	7-34	at Las Vegas	61,985	T.Davis-Price	13	51	3.9	15	0
8/19	W	21-20	Denver	50,012	J.Mason	13	41	3.2	10	0
8/25			Los Angeles Chargers		J.McNichols	10	36	3.6	8	0

## Team Statistics

	49ers	Opponents
<b>Total First Downs</b>	<b>40</b>	<b>32</b>
Rushing	9	11
Passing	28	19
Penalty	3	2
3rd Down: Made/Att	6/21	10/26
3rd Down Pct.	28.6%	38.5%
4th Down: Made/Att	0/2	0/3
4th Down Pct.	0.0%	0.0%

## Possession Avg.

	49ers	Opponents
<b>Total Net Yards</b>	<b>705</b>	<b>588</b>
Avg. Per Game	352.5	294.0
Total Plays	123	116
Avg. Per Play	5.7	5.1

## Net Yards Rushing

	49ers	Opponents
<b>Net Yards Rushing</b>	<b>168</b>	<b>285</b>
Avg. Per Game	84.0	142.5
Total Rushes	48	60

## Net Yards Passing

	49ers	Opponents
<b>Net Yards Passing</b>	<b>537</b>	<b>303</b>
Avg. Per Game	268.5	151.5
Sacked/Yards Lost	7/42	3/16
Gross Yards	579	319
Attempts/Completions	68/47	53/36
Completion Pct.	69.1%	67.9%
Had Intercepted	3	0

## Punts/Average

	49ers	Opponents
<b>Punts/Average</b>	<b>8/42.5</b>	<b>9/53.9</b>
<b>Net Punting Avg.</b>	<b>40.8</b>	<b>48.4</b>

## Penalties/Yards

	49ers	Opponents
<b>Penalties/Yards</b>	<b>16/131</b>	<b>12/101</b>

## Fumbles/Ball Lost

	49ers	Opponents
<b>Fumbles/Ball Lost</b>	<b>4/2</b>	<b>3/0</b>

## Touchdowns

	49ers	Opponents
<b>Touchdowns</b>	<b>3</b>	<b>6</b>
Rushing	0	3
Passing	3	3
Returns	0	0

## Score By Periods

	Q1	Q2	Q3	Q4	OT	Pts
49ers	3	7	6	12	0	28
Opponents	10	10	17	17	0	54

## Scoring

	TD	Ru	Pa	Rt	PAT	FG	2Pt	Pts
J.Moody	0	0	0	0	1/2	3/5	0	10
J.Colletto	1	0	1	0	0/0	0/0	0	6
R.Dwelle	1	0	1	0	0/0	0/0	0	6
C.Latu	1	0	1	0	0/0	0/0	0	6
<b>49ers</b>	<b>3</b>	<b>0</b>	<b>3</b>	<b>0</b>	<b>1/2</b>	<b>3/5</b>	<b>0</b>	<b>28</b>
<b>Opponents</b>	<b>6</b>	<b>3</b>	<b>3</b>	<b>0</b>	<b>6/6</b>	<b>4/4</b>	<b>0</b>	<b>54</b>

**2-Pt. Conversions:** 49ers 0/1, Opponents 0/0

## Sacks:

49ers: M.Davidson 1.0, C.Ferrell 1.0, T.McGill 1.0 **Total: 3.0, Opponents: 7.0**

**Fumbles Lost:** D.Jamison 1, C.Latu 1 **Total: 2**

**Opponent Fumble Recoveries:** None **Total: 0**

## Receiving

	No	Yds	Avg	Long	TD
R.Bell	10	172	17.2	43	0
T.Martin	5	38	7.6	15	0
C.Conley	4	58	14.5	24	0
C.Latu	4	55	13.8	22t	1
W.Snead IV	3	44	14.7	18	0
T.Fumagalli	3	33	11.0	22	0
R.Dwelle	3	18	6.0	9t	1
D.Samuel	2	39	19.5	25	0
I.Winstead	2	22	11.0	15	0
J.McNichols	2	19	9.5	11	0
C.Woerner	2	16	8.0	11	0
B.Willis	2	14	7.0	9	0
B.Aiyuk	1	15	15.0	15	0
J.Colletto	1	11	11.0	11t	1
J.Jennings	1	11	11.0	11	0
D.Newsome	1	9	9.0	9	0
J.Mason	1	5	5.0	5	0
T.Davis-Price	0	0	0.0	0	0
K.Laborn	0	0	0.0	0	0
<b>49ers</b>	<b>47</b>	<b>579</b>	<b>12.3</b>	<b>43</b>	<b>3</b>
<b>Opponents</b>	<b>36</b>	<b>319</b>	<b>8.9</b>	<b>50</b>	<b>3</b>

## Interceptions

	No	Yds	Avg	Long	TD
None	0	0	-	-	0
<b>49ers</b>	<b>0</b>	<b>0</b>	<b>-</b>	<b>-</b>	<b>0</b>
<b>Opponents</b>	<b>3</b>	<b>43</b>	<b>14.3</b>	<b>43</b>	<b>0</b>

## Punting

	No	Yds	Avg	Net	TB	In	Lg	B
M.Wishnowsky	8	340	42.5	40.8	0	1	55	0
<b>49ers</b>	<b>8</b>	<b>340</b>	<b>42.5</b>	<b>40.8</b>	<b>0</b>	<b>1</b>	<b>55</b>	<b>0</b>
<b>Opponents</b>	<b>9</b>	<b>485</b>	<b>53.9</b>	<b>48.4</b>	<b>1</b>	<b>5</b>	<b>65</b>	<b>0</b>

## Punt Returns

	Ret	FC	Yds	Avg	Long	TD
R.Bell	3	0	29	9.7	28	0
D.Jamison	3	0	0	0.0	0	0
J.McNichols	1	0	0	0.0	0	0
<b>49ers</b>	<b>7</b>	<b>0</b>	<b>29</b>	<b>4.1</b>	<b>28</b>	<b>0</b>
<b>Opponents</b>	<b>3</b>	<b>3</b>	<b>14</b>	<b>4.7</b>	<b>7</b>	<b>0</b>

## Kickoff Returns

	No	Yds	Avg	Long	TD
R.Bell	4	82	20.5	25	0
D.Jamison	2	37	18.5	25	0
D.Gray	1	23	23.0	23	0
<b>49ers</b>	<b>7</b>	<b>142</b>	<b>20.3</b>	<b>25</b>	<b>0</b>
<b>Opponents</b>	<b>5</b>	<b>110</b>	<b>22.0</b>	<b>44</b>	<b>0</b>

## Field Goals

	1-19	20-29	30-39	40-49	50+
J.Moody	0/0	1/1	1/1	1/2	0/1
<b>49ers</b>	<b>0/0</b>	<b>1/1</b>	<b>1/1</b>	<b>1/2</b>	<b>0/1</b>
<b>Opponents</b>	<b>0/0</b>	<b>0/0</b>	<b>1/1</b>	<b>2/2</b>	<b>1/1</b>

## Passing

	Att	Cmp	Yds	Cmp%	Yds/Att	TD	TD%	Int	Int%	Long	Sack/Lost	Rating
T.Lance	33	22	285	66.7%	8.6	2	6.1%	1	3.0%	43	4/18	101.2
S.Darnold	22	16	193	72.7%	8.8	1	4.5%	1	4.5%	37	2/16	95.5
B.Purdy	5	4	65	80.0%	13.0	0	0.0%	0	0.0%	25	1/8	118.8
B.Allen	8	5	36	62.5%	4.5	0	0.0%	1	12.5%	15	0/0	33.3
<b>49ers</b>	<b>68</b>	<b>47</b>	<b>579</b>	<b>69.1%</b>	<b>8.5</b>	<b>3</b>	<b>4.4%</b>	<b>3</b>	<b>4.4%</b>	<b>43</b>	<b>7/42</b>	<b>91.5</b>
<b>Opponents</b>	<b>53</b>	<b>36</b>	<b>319</b>	<b>67.9%</b>	<b>6.0</b>	<b>3</b>	<b>5.7%</b>	<b>0</b>	<b>0.0%</b>	<b>50</b>	<b>3/16</b>	<b>102.6</b>

# PRESEASON GAME 1

## SAN FRANCISCO 7, LAS VEGAS 34

	1st	2nd	3rd	4th	Pts
San Francisco	0	7	0	0	7
Las Vegas	7	7	10	10	34

**LV** – Z. White, 1 run (D. Carlson kick) (10–68, 5:31)  
**SF** – R. Dwelley, 9 pass from T. Lance (J. Moody kick) (7–61, 3:53)  
**LV** – K. Cole, 9 pass from A. O’Connell (D. Carlson kick) (8–60, 3:07)  
**LV** – D. Carlson, 53 FG (7–37, 3:51)  
**LV** – S. McCormick, 2 run (D. Carlson kick) (4–14, 1:54)  
**LV** – D. Carlson, 46 FG (5–24, 2:03)  
**LV** – S. McCormick, 2 pass from C. Garbers (D. Carlson kick) (1–2, 0:04)

TEAM STATISTICS	SF	LV
First Downs	16	19
Net Yards Gained	283	266
Rushes/Yards	23/69	35/120
Net Yards Passing	214	146
Att/Comp/INT	31/20/1	23/18/0
Sacked/Yards Lost	4/18	1/6
Punts/Average	5/49.0	5/48.8
Fumbles/Lost	2/1	0/0
Penalties/Yards	7/55	3/27
Time of Possession	28:23	31:37
3rd Down Efficiency	2/10 (20.0%)	5/13 (38.5%)

**RUSHING: 49ERS** – T. Davis–Price 9–29, J. Mason 5–17, R. Bell 1–15, J. McNichols 4–7, T. Lance 1–2, S. Darnold 1–0, K. Laborn 1–0, B. Allen 1–(–1) ... **RAIDERS** – Z. White 13–43–1 TD, S. McCormick 9–27–1 TD, A. Abdullah 5–22, D. Williams 4–15, A. O’Connell 2–7, T. Tucker 1–3, C. Garbers 1–3.

**RECEIVING: 49ERS** – R. Bell 3–58, C. Conley 3–47, R. Dwelley 3–18–1 TD, T. Fumagalli 2–30, I. Winstead 2–22, T. Martin 2–15, W. Snead 1–12, J. McNichols 1–11, C. Latu 1–9, C. Woerner 1–5, B. Willis 1–5 ... **RAIDERS** – K. Cole 6–29–1 TD, C. Fotheringham 5–71, P. Dorsett 2–19, K. Wilkerson 2–12, T. Tucker 1–15, A. Abdullah 1–4, S. McCormick 1–2–1 TD.

**PASSING: 49ERS** – T. Lance 15–10–112–0–1 TD, S. Darnold 8–5–84–0–0, B. Allen 8–5–1–0 ... **RAIDERS** – A. O’Connell 18–15–141–0–1 TD, C. Garbers 5–3–11–0–1 TD.

**INTs: 49ERS** – None ... **RAIDERS** – S. Webb 1–43.

**SACKS: 49ERS** – C. Ferrell 1–6 ... **RAIDERS** – A. Burney 1–5, A. Butler 1–4, J. Jenkins 1–3, I. Rochell 0.5–3, J. Willis 0.5–3.

**49ERS TURNOVER RATIO: –2** (SF: 1 INT, 1 fumble/LV: None).

**Weather:** Indoor  
**Playing Surface:** Grass  
**Time:** 2:52  
**Attendance:** 61,985

# PRESEASON GAME 2

## DENVER 20, SAN FRANCISCO 21

	1st	2nd	3rd	4th	Pts
Denver	3	3	7	7	20
San Francisco	3	0	6	12	21

**SF** – J. Moody, 20 FG (10–69, 5:45)  
**DEN** – B. Maher, 48 FG (13–49, 5:33)  
**DEN** – B. Maher, 34 FG (12–46, 6:34)  
**SF** – J. Colletto, 11 pass from S. Darnold (kick failed) (9–63, 4:41)  
**DEN** – J. McLaughlin, 8 run (B. Maher kick) (1–8, 0:05)  
**SF** – J. Moody, 43 FG (9–38, 4:28)  
**DEN** – J. McLaughlin, 9 pass from B. DiNucci (B. Maher kick) (2–52, 1:02)  
**SF** – C. Latu, 22 pass from T. Lance (pass failed) (7–75, 3:01)  
**SF** – J. Moody, 32 FG (8–64, 2:01)

TEAM STATISTICS	DEN	SF
First Downs	13	24
Net Yards Gained	322	422
Rushes/Yards	25/165	25/99
Net Yards Passing	157	323
Att/Comp/INT	30/18/0	37/27/2
Sacked/Yards Lost	2/10	3/24
Punts/Average	4/60.3	3/31.7
Fumbles/Lost	3/0	2/1
Penalties/Yards	9/74	9/76
Time of Possession	26:45	33:15
3rd Down Efficiency	5/13 (38.5%)	4/11 (36.4%)

**RUSHING: BRONCOS** – J. McLaughlin 7–45–1 TD, T. Jones 3–45, R. Wilson 3–25, S. Perine 3–22, J. Williams 3–12, J. Stidham 3–8, M. Burton 2–7, B. DiNucci 1–1 ... **49ERS** – J. McNichols 6–29, J. Mason 6–24, T. Davis–Price 4–22, S. Darnold 2–18, B. Purdy 1–8, T. Lance 4–(–2).

**RECEIVING: BRONCOS** – J. Williams 4–18, L. Humphrey 3–30, N. Adkins 3–17, T. Jones 2–13, J. McLaughlin 2–8–1 TD, J. Virgil 1–50, G. Dulcich 1–18, M. Mims Jr. 1–8, J. Jeudy 1–5 ... **49ERS** – R. Bell 7–114, C. Latu 3–46–1 TD, T. Martin 3–23, D. Samuel 2–39, W. Snead IV 2–32, B. Aiyuk 1–15, C. Conley 1–11, C. Woerner 1–11, J. Colletto 1–11–1 TD, J. Jennings 1–11, B. Willis 1–9, D. Newsome 1–9, J. McNichols 1–8, J. Mason 1–5, T. Fumagalli 1–3.

**PASSING: BRONCOS** – J. Stidham 17–12–130–0–0, B. DiNucci 7–3–13–0–1 TD, R. Wilson 6–3–24–0–0 ... **49ERS** – T. Lance 18–12–173–1–1 TD, S. Darnold 14–11–109–1–1 TD, B. Purdy 5–4–65–0–0.

**INTs: BRONCOS** – E. Bassey 1–0, E. Garcia 1–0 ... **49ERS** – None.

**SACKS: BRONCOS** – R. Gregory 1–9, J. Cooper 1–8, Z. Allen 1–7 ... **49ERS** – T. McGill 1–8, M. Davidson 1–2.

**49ERS TURNOVER RATIO: –3** (DEN: None/SF: 2 INTa, 1 fumble).

**Weather:** Sunny  
**Temperature:** 81 degrees  
**Wind:** Northwest 12 mph  
**Playing Surface:** Grass  
**Time:** 2:56  
**Attendance:** 50,012

# 2022 SAN FRANCISCO 49ERS REGULAR SEASON STATISTICS

Date	W/L	Score	Opponent	Attendance	Rushing	No	Yds	Avg	Long	TD
9/11	L	10-19	at Chicago	62,159	C.McCaffrey	159	746	4.7	38t	6
9/18	W	27-7	Seattle	71,597	J.Wilson Jr.	92	468	5.1	41	2
9/25	L	10-11	at Denver	77,021	E.Mitchell	45	279	6.2	37	2
10/3	W	24-9	Los Angeles Rams	71,597	J.Mason	43	258	6.0	55	1
10/9	W	37-15	at Carolina	72,321	D.Samuel	42	232	5.5	51	3
10/16	L	14-28	at Atlanta	69,813	T.Davis-Price	34	99	2.9	20	0
10/23	L	23-44	Kansas City	71,746	R.McCloud III	4	78	19.5	71t	1
10/30	W	31-14	at Los Angeles Rams	73,505	T.Lance	16	67	4.2	13	0
11/13	W	22-16	Los Angeles Chargers	71,709	J.Garoppolo	23	33	1.4	6	2
11/21	W	38-10	at Arizona (Mexico City)	78,427	T.Coleman	12	26	2.2	14	1
11/27	W	13-0	New Orleans	71,275	K.Juszczyk	7	26	3.7	9	1
12/4	W	33-17	Miami	71,732	B.Aiyuk	2	23	11.5	16	0
12/11	W	35-7	Tampa Bay	71,725	B.Purdy	22	13	0.6	13	1
12/15	W	21-13	at Seattle	68,957	D.Gray	1	9	9.0	9	0
12/24	W	37-20	Washington	71,642	J.Johnson	2	3	1.5	4	0
1/1	W	37-34 (OT)	at Las Vegas	62,367	<b>49ers</b>	<b>504</b>	<b>2,360</b>	<b>4.7</b>	<b>71t</b>	<b>20</b>
1/8	W	38-13	Arizona	71,638	<b>Opponents</b>	<b>389</b>	<b>1,321</b>	<b>3.4</b>	<b>25t</b>	<b>11</b>

Team Statistics		49ers	Opponents	Receiving	No	Yds	Avg	Long	TD
<b>Total First Downs</b>		<b>347</b>	<b>291</b>	B.Aiyuk	78	1,015	13.0	54	8
Rushing		132	77	G.Kittle	60	765	12.8	54t	11
Passing		188	188	D.Samuel	56	632	11.3	57t	2
Penalty		27	26	C.McCaffrey	52	464	8.9	38	4
3rd Down: Made/Att		95/211	85/218	J.Jennings	35	416	11.9	44	1
3rd Down Pct.		45.0%	39.0%	K.Juszczyk	19	200	10.5	35	1
4th Down: Made/Att		7/17	10/25	R.McCloud III	14	243	17.4	42	1
4th Down Pct.		41.2%	40.0%	J.Wilson Jr.	10	91	9.1	16	0
<b>Possession Avg.</b>		<b>31:48</b>	<b>28:12</b>	T.Kroft	4	57	14.3	28	0
<b>Total Net Yards</b>		<b>6,216</b>	<b>5,110</b>	R.Dwellely	3	105	35.0	56	1
Avg. Per Game		365.6	300.6	T.Coleman	3	44	14.7	30	1
Total Plays		1,047	1,026	E.Mitchell	3	7	2.3	5	0
Avg. Per Play		5.9	5.0	D.Gray	1	10	10.0	10	0
<b>Net Yards Rushing</b>		<b>2,360</b>	<b>1,321</b>	T.Davis-Price	0	0	0.0	0	0
Avg. Per Game		138.8	77.7	C.Woerner	0	0	0.0	0	0
Total Rushes		504	389	<b>49ers</b>	<b>338</b>	<b>4,049</b>	<b>12.0</b>	<b>57t</b>	<b>30</b>
<b>Net Yards Passing</b>		<b>3,856</b>	<b>3,789</b>	<b>Opponents</b>	<b>389</b>	<b>4,096</b>	<b>10.5</b>	<b>77t</b>	<b>20</b>
Avg. Per Game		226.8	222.9						
Sacked/Yards Lost		31/193	44/307						
Gross Yards		4,049	4,096						
Attempts/Completions		512/338	593/389						
Completion Pct.		66.0%	65.6%						
Had Intercepted		9	20						
<b>Punts/Average</b>		<b>61/43.9</b>	<b>75/47.9</b>						
<b>Net Punting Avg.</b>		<b>39.7</b>	<b>42.0</b>						
<b>Penalties/Yards</b>		<b>94/730</b>	<b>96/832</b>						
<b>Fumbles/Ball Lost</b>		<b>16/8</b>	<b>21/10</b>						
<b>Touchdowns</b>		<b>53</b>	<b>33</b>						
Rushing		20	11						
Passing		30	20						
Returns		3	2						

Score By Periods		Q1	Q2	Q3	Q4	OT	Pts	Interceptions	No	Yds	Avg	Long	TD
49ers		81	159	98	109	3	450	T.Gipson Sr.	5	141	28.2	56	0
Opponents		64	73	73	67	0	277	T.Hufanga	4	61	15.3	52t	1
<b>Scoring</b>		<b>TD</b>	<b>Ru</b>	<b>Pa</b>	<b>Rt</b>	<b>PAT</b>	<b>FG</b>	<b>2Pt</b>	<b>Pts</b>				
R.Gould		0	0	0	0	50/51	27/32	0	131				
G.Kittle		11	0	11	0	0/0	0/0	0	66				
C.McCaffrey		10	6	4	0	0/0	0/0	0	60				
B.Aiyuk		8	0	8	0	0/0	0/0	0	48				
D.Samuel		5	3	2	0	0/0	0/0	0	30				
K.Juszczyk		2	1	1	0	0/0	0/0	0	12				
J.Garoppolo		2	2	0	0	0/0	0/0	0	12				
T.Coleman		2	1	1	0	0/0	0/0	0	12				
J.Wilson Jr.		2	2	0	0	0/0	0/0	0	12				
R.McCloud III		2	1	1	0	0/0	0/0	0	12				
E.Mitchell		2	2	0	0	0/0	0/0	0	12				
J.Mason		1	1	0	0	0/0	0/0	0	6				
R.Dwellely		1	0	1	0	0/0	0/0	0	6				
E.Moseley		1	0	0	1	0/0	0/0	0	6				
T.Hufanga		1	0	0	1	0/0	0/0	0	6				
J.Jennings		1	0	1	0	0/0	0/0	0	6				
B.Purdy		1	1	0	0	0/0	0/0	0	6				
D.Greenlaw		1	0	0	1	0/0	0/0	0	6				
M.Wishnowsky		0	0	0	0	1/2	0/0	0	1				
<b>49ers</b>		<b>53</b>	<b>20</b>	<b>30</b>	<b>3</b>	<b>51/53</b>	<b>27/32</b>	<b>0</b>	<b>450</b>				
<b>Opponents</b>		<b>33</b>	<b>11</b>	<b>20</b>	<b>2</b>	<b>27/30</b>	<b>16/21</b>	<b>0</b>	<b>277</b>				

Punting		No	Yds	Avg	Net	TB	In	Lg	B
M.Wishnowsky		61	2,676	43.9	39.7	5	32	74	0
<b>49ers</b>		<b>61</b>	<b>2,676</b>	<b>43.9</b>	<b>39.7</b>	<b>5</b>	<b>32</b>	<b>74</b>	<b>0</b>
<b>Opponents</b>		<b>75</b>	<b>3,589</b>	<b>47.9</b>	<b>42.0</b>	<b>4</b>	<b>25</b>	<b>67</b>	<b>0</b>

Punt Returns		Ret	FC	Yds	Avg	Long	TD
R.McCloud III		33	21	356	10.8	35	0
<b>49ers</b>		<b>33</b>	<b>21</b>	<b>356</b>	<b>10.8</b>	<b>35</b>	<b>0</b>
<b>Opponents</b>		<b>17</b>	<b>17</b>	<b>153</b>	<b>9.0</b>	<b>29</b>	<b>0</b>

Kickoff Returns		No	Yds	Avg	Long	TD
R.McCloud III		26	599	23.0	39	0
<b>49ers</b>		<b>26</b>	<b>599</b>	<b>23.0</b>	<b>39</b>	<b>0</b>
<b>Opponents</b>		<b>51</b>	<b>1,097</b>	<b>21.5</b>	<b>54</b>	<b>0</b>

Field Goals		1-19	20-29	30-39	40-49	50+
R.Gould		0/0	13/14	5/5	7/11	2/2
<b>49ers</b>		<b>0/0</b>	<b>13/14</b>	<b>5/5</b>	<b>7/11</b>	<b>2/2</b>
<b>Opponents</b>		<b>0/0</b>	<b>4/4</b>	<b>4/5</b>	<b>5/7</b>	<b>3/5</b>

**Fumbles Lost:** J.Garoppolo 2, D.Samuel 2, J.Wilson Jr. 2, B.Aiyuk 1, G.Kittle 1 **Total: 8**  
**Opponent Fumble Recoveries:** D.Greenlaw 2, A.Al-Shaair 1, R.Dwellely 1, M.Dwumfour 1, S.Ebukam 1, K.Hyder Jr. 1, C.Ward 1, J.Willis 1, S.Womack III 1 **Total: 10**

**2-Pt. Conversions:** 49ers 0/0, Opponents 0/3

**Sacks:**  
**49ers:** N.Bosa 18.5, S.Ebukam 5.0, C.Omenihu 4.5, D.Jackson 3.0, K.Givens 2.0, T.Hufanga 2.0, F.Warner 2.0, J.Willis 2.0, D.Flannigan-Fowles 1.0, D.Lenoir 1.0, H.Ridgeway 1.0, K.Hyder Jr. 1.0, T.Gipson Sr. 0.5, O.Burks 0.5  
**Total: 44.0 Opponents: 31.0**

Passing	Att	Cmp	Yds	Cmp%	Yds/Att	TD	TD%	Int	Int%	Long	Sack/Lost	Rating
J.Garoppolo	308	207	2,437	67.2%	7.9	16	5.2%	4	1.3%	57t	18/100	102.9
B.Purdy	170	114	1,374	67.1%	8.1	13	7.6%	4	2.4%	54t	11/84	107.3
T.Lance	31	15	194	48.4%	6.3	0	0.0%	1	3.2%	44	2/9	55.0
C.McCaffrey	1	1	34	100.0%	34.0	1	100.0%	0	0.0%	34t	0/0	158.3
J.Johnson	2	1	10	50.0%	5.0	0	0.0%	0	0.0%	10	0/0	64.6
<b>49ers</b>	<b>512</b>	<b>338</b>	<b>4,049</b>	<b>66.0%</b>	<b>7.9</b>	<b>30</b>	<b>5.9%</b>	<b>9</b>	<b>1.8%</b>	<b>57t</b>	<b>31/193</b>	<b>102.3</b>
<b>Opponents</b>	<b>593</b>	<b>389</b>	<b>4,096</b>	<b>65.6%</b>	<b>6.9</b>	<b>20</b>	<b>3.4%</b>	<b>20</b>	<b>3.4%</b>	<b>77t</b>	<b>44/307</b>	<b>82.7</b>

# 2022 DEFENSIVE & SPECIAL TEAMS STATISTICS

## DEFENSIVE STATISTICS

PLAYER	TACKLES			For Loss	Quarterback				
	Total	Solo	Ast		Sacks	INT	PD	FF	FR
F. Warner	130	79	51	3	2.0	1	10	1	0
D. Greenlaw	127	82	45	3	0.0	1	6	2	2
T. Hufanga	95	65	30	5	2.0	4	9	2	0
C. Ward	87	59	28	3	0.0	1	11	1	1
D. Lenoir	77	54	23	6	1.0	1	5	0	0
T. Gipson Sr.	61	43	18	1	0.5	5	8	0	0
N. Bosa	51	41	10	19	18.5	0	1	2	0
J. Ward	50	38	12	1	0.0	3	5	1	0
A. Al-Shaair	44	20	24	1	0.0	0	0	0	1
S. Ebukam	36	21	15	6	5.0	0	1	1	1
H. Ridgeway	28	14	14	3	1.0	0	0	0	0
O. Burks	26	9	17	1	0.5	1	1	0	0
E. Moseley	22	18	4	1	0.0	1	5	0	0
K. Givens	20	11	9	7	2.0	0	1	0	0
C. Omenihu	20	7	13	3	4.5	0	1	1	0
K. Hyder Jr.	19	10	9	1	1.0	0	3	0	1
S. Womack III	15	11	4	1	0.0	1	2	1	0
D. Jackson	14	8	6	3	3.0	1	8	0	0
A. Armstead	11	8	3	2	0.0	0	0	0	0
J. Willis	11	6	5	3	2.0	0	0	1	1
A. Spence	10	4	6	0	0.0	0	0	0	0
T. McGill	8	5	3	2	0.0	0	0	0	0
D. Flannigan-Fowles	7	6	1	1	1.0	0	0	0	0
A. Thomas	5	5	0	0	0.0	0	0	0	0
J. Kinlaw	4	2	2	0	0.0	0	0	0	0
T. Moore	4	3	1	0	0.0	0	0	0	0
M. Dwumfour	2	1	1	0	0.0	0	0	0	1
J. Jenkins	2	1	1	0	0.0	0	0	0	0
G. Odum	1	1	0	0	0.0	0	1	0	0
K. Turay	1	1	0	0	0.0	0	0	0	0
<b>TOTALS</b>	<b>988</b>	<b>633</b>	<b>355</b>	<b>76</b>	<b>44.0</b>	<b>20</b>	<b>78</b>	<b>13</b>	<b>8</b>

## SACKS [44.0]

**N. Bosa (18.5)** – 1.0 at Chi., 2.0 vs. Sea., 1.0 at Den., 2.0 vs. LAR, 1.0 vs. KC, 1.5 at LAR, 1.0 vs. LAC, 1.0 at Arz., 1.0 vs. NO, 3.0 vs. Mia., 1.0 at Sea., 2.0 vs. Was., 1.0 vs. Arz.  
**S. Ebukam (5.0)** – 1.0 at Chi., 2.0 vs. LAR, 0.5 at Car., 1.0 at Sea., 0.5 vs. Arz.  
**C. Omenihu (4.5)** – 1.0 vs. LAR, 1.0 at Car., 1.0 at Atl., 1.0 vs. LAC, 0.5 vs. Arz.  
**D. Jackson (3.0)** – 1.0 at Den., 1.0 at Car., 1.0 at Atl.  
**K. Givens (2.0)** – 1.0 at Den., 1.0 at Arz.  
**T. Hufanga (2.0)** – 1.0 at Car., 1.0 at Sea.  
**F. Warner (2.0)** – 0.5 at Car., 0.5 at LAR, 1.0 at Arz.  
**J. Willis (2.0)** – 1.0 vs. LAC, 1.0 vs. Arz.  
**D. Flannigan-Fowles (1.0)** – 1.0 at Car.  
**K. Hyder Jr. (1.0)** – 1.0 at Den.  
**D. Lenoir (1.0)** – 1.0 vs. LAR  
**H. Ridgeway (1.0)** – 1.0 vs. LAR  
**O. Burks (0.5)** – 0.5 at Car.  
**T. Gipson Sr. (0.5)** – 0.5 at Car.

## INTERCEPTIONS [20]

**T. Gipson Sr. (5)** – 1–14 vs. Sea., 1–36 vs. TB, 1–56 at LV, 2–35 vs. Arz.  
**T. Hufanga (4)** – 1–1 at Chi, 1–52t vs. LAR, 1–2 vs. KC, 1–6 vs. LAC  
**J. Ward (3)** – 1–0 at Arz., 1–0 vs. Mia., 1–0 vs. Was.  
**D. Greenlaw (1)** – 1–0 vs. TB  
**D. Jackson (1)** – 1–0 at LV  
**D. Lenoir (1)** – 1–8 vs. Mia.  
**E. Moseley (1)** – 1–41t at Car.  
**G. Odum (1)** – 1–25 vs. Arz.  
**C. Ward (1)** – 1–9 vs. Sea.  
**F. Warner (1)** – 1–20 vs. Mia.  
**S. Womack III (1)** – 1–0 at Arz.

## TOUCHDOWNS [3]

**D. Greenlaw (1)** – 23-yd. fumble return vs. Mia.  
**T. Hufanga (1)** – 52-yd. INT return vs. LAR  
**E. Moseley (1)** – 41-yd. INT return at Car.

## SINGLE-GAME BESTS

**Tackles:** 15, two times, last by Dre Greenlaw vs. TB  
**Tackles For Loss:** 3, two times, last by Nick Bosa vs. LAC  
**Sacks:** 3.0 by Nick Bosa vs. Mia.  
**Interceptions:** 2, Tashaun Gipson Sr. vs. Arz.  
**Passes Defensed:** 4 by Charvarius Ward at Car.  
**Forced Fumbles:** 1, 13 times, last by Jordan Willis vs. Arz.  
**Fumble Recoveries:** 1, eight times, last by Michael Dwumfour vs. Arz.  
**Special Teams Tackles:** 4, three times, last by George Odum vs. Was.

## SPECIAL TEAMS

PLAYER	Tot	Solo	Ast	FF	FR
G. Odum	21	15	6	0	0
D. Flannigan-Fowles	15	7	8	0	0
O. Burks	12	6	6	0	0
A. Thomas	8	4	4	0	0
C. Woerner	6	4	2	0	0
J. Mason	6	2	4	0	0
S. Womack III	4	2	2	0	1
T. Moore	4	4	0	0	0
R. Gould	2	2	0	0	0
D. Lenoir	2	0	2	0	0
M. Turner	2	0	2	0	0
T. Hufanga	2	1	1	0	0
S. Burford	1	1	0	1	0
R. Dwelley	1	0	1	0	1
D. Gray	1	0	1	0	0
J. Jenkins	1	1	0	0	0
J. Jennings	1	0	1	0	0
K. Juszczak	1	1	0	1	0
T. Kroft	1	0	1	0	0
J. Willis	1	0	1	0	0
M. Wishnowsky	1	1	0	0	0
<b>TOTALS</b>	<b>93</b>	<b>51</b>	<b>42</b>	<b>2</b>	<b>2</b>

# 2022 SAN FRANCISCO 49ERS POSTSEASON STATISTICS

Date	W/L	Score	Opponent	Attendance	Rushing	No	Yds	Avg	Long	TD
1/14	W	41-23	Seattle	71,299	C.McCaffrey	40	238	6.0	68	2
1/22	W	19-12	Dallas	71,888	E.Mitchell	23	53	2.3	13	0
1/29	L	7-31	at Philadelphia	69,879	D.Samuel	13	34	2.6	22	0

## Team Statistics

49ers		Opponents						
<b>Total First Downs</b>	<b>56</b>	<b>62</b>						
Rushing	23	23						
Passing	30	29						
Penalty	3	10						
3rd Down: Made/Att	15/33	16/43						
3rd Down Pct.	45.5%	37.2%						
4th Down: Made/Att	0/2	6/6						
4th Down Pct.	0.0%	100.0%						
<b>Possession Avg.</b>	<b>29:24</b>	<b>30:36</b>						
<b>Total Net Yards</b>	<b>981</b>	<b>883</b>						
Avg. Per Game	327.0	294.3						
Total Plays	172	193						
Avg. Per Play	5.7	4.6						
<b>Net Yards Rushing</b>	<b>375</b>	<b>328</b>						
Avg. Per Game	125.0	109.3						
Total Rushes	89	91						
<b>Net Yards Passing</b>	<b>606</b>	<b>555</b>						
Avg. Per Game	202.0	185.0						
Sacked/Yards Lost	6/37	5/25						
Gross Yards	643	580						
Attempts/Completions	77/48	97/63						
Completion Pct.	62.3%	64.9%						
Had Intercepted	0	3						
<b>Punts/Average</b>	<b>9/43.2</b>	<b>12/46.8</b>						
<b>Net Punting Avg.</b>	<b>41.0</b>	<b>40.9</b>						
<b>Penalties/Yards</b>	<b>17/139</b>	<b>16/114</b>						
<b>Fumbles/Ball Lost</b>	<b>4/4</b>	<b>1/1</b>						
<b>Touchdowns</b>	<b>6</b>	<b>8</b>						
Rushing	3	5						
Passing	3	3						
Returns	0	0						
<b>Score By Periods</b>	<b>Q1</b>	<b>Q2</b>	<b>Q3</b>	<b>Q4</b>	<b>OT</b>	<b>Pts</b>		
49ers	13	19	7	28	0	67		
Opponents	7	37	10	12	0	66		
<b>Scoring</b>	<b>TD</b>	<b>Ru</b>	<b>Pa</b>	<b>Rt</b>	<b>PAT</b>	<b>FG</b>	<b>2Pt</b>	<b>Pts</b>
R.Gould	0	0	0	0	5/5	8/8	0	29
C.McCaffrey	3	2	1	0	0/0	0/0	0	18
D.Samuel	1	0	1	0	0/0	0/0	0	6
E.Mitchell	1	0	1	0	0/0	0/0	0	6
B.Purdy	1	1	0	0	0/0	0/0	0	6
G.Kittle	0	0	0	0	0/0	0/0	1	2
<b>49ers</b>	<b>6</b>	<b>3</b>	<b>3</b>	<b>0</b>	<b>5/5</b>	<b>8/8</b>	<b>1</b>	<b>67</b>
<b>Opponents</b>	<b>8</b>	<b>5</b>	<b>3</b>	<b>0</b>	<b>6/7</b>	<b>4/4</b>	<b>0</b>	<b>66</b>
<b>Rushing</b>	<b>No</b>	<b>Yds</b>	<b>Avg</b>	<b>Long</b>	<b>TD</b>			
49ers	89	375	4.2	68	3			
Opponents	91	328	3.6	17	5			
<b>Receiving</b>	<b>No</b>	<b>Yds</b>	<b>Avg</b>	<b>Long</b>	<b>TD</b>			
49ers	13	211	16.2	74t	1			
Opponents	12	61	5.1	14	1			
<b>Interceptions</b>	<b>No</b>	<b>Yds</b>	<b>Avg</b>	<b>Long</b>	<b>TD</b>			
49ers	2	12	6.0	6	0			
Opponents	1	16	16.0	16	0			
<b>Punting</b>	<b>No</b>	<b>Yds</b>	<b>Avg</b>	<b>Net</b>	<b>TB</b>	<b>In</b>	<b>Lg</b>	<b>B</b>
49ers	9	389	43.2	41.0	1	6	57	0
Opponents	12	561	46.8	40.9	1	4	60	0
<b>Punt Returns</b>	<b>Ret</b>	<b>FC</b>	<b>Yds</b>	<b>Avg</b>	<b>Long</b>	<b>TD</b>		
49ers	5	5	50	10.0	16	0		
Opponents	1	4	0	0.0	0	0		
<b>Kickoff Returns</b>	<b>No</b>	<b>Yds</b>	<b>Avg</b>	<b>Long</b>	<b>TD</b>			
49ers	2	95	47.5	53	0			
Opponents	4	160	40.0	53	0			
<b>Field Goals</b>	<b>1-19</b>	<b>20-29</b>	<b>30-39</b>	<b>40-49</b>	<b>50+</b>			
49ers	0/0	2/2	3/3	2/2	1/1			
Opponents	0/0	1/1	1/1	1/1	1/1			

**Fumbles Lost:** J.Johnson 1, R.McCloud III 1, D.Samuel 1, B.Purdy 1 **Total: 4**  
**Opponent Fumble Recoveries:** N.Bosa 1 **Total: 1**

**2-Pt. Conversions:** 49ers 1/1, Opponents 0/1

## Sacks:

49ers: A.Armstead 2.0, C.Omenihu 2.0, S.Ebukam 1.0 **Total: 5.0** Opponents: 6.0

Passing	Att	Cmp	Yds	Cmp%	Yds/Att	TD	TD%	Int	Int%	Long	Sack/Lost	Rating
B.Purdy	63	41	569	65.1%	9.0	3	4.8%	0	0.0%	74t	4/23	109.8
J.Johnson	13	7	74	53.8%	5.7	0	0.0%	0	0.0%	22	2/14	70.7
C.McCaffrey	1	0	0	0.0%	0.0	0	0.0%	0	0.0%	0	0/0	39.6
<b>49ers</b>	<b>77</b>	<b>48</b>	<b>643</b>	<b>62.3%</b>	<b>8.4</b>	<b>3</b>	<b>3.9%</b>	<b>0</b>	<b>0.0%</b>	<b>74t</b>	<b>6/37</b>	<b>101.8</b>
<b>Opponents</b>	<b>97</b>	<b>63</b>	<b>580</b>	<b>64.9%</b>	<b>6.0</b>	<b>3</b>	<b>3.1%</b>	<b>3</b>	<b>3.1%</b>	<b>50t</b>	<b>5/25</b>	<b>78.5</b>

# 2022 POSTSEASON DEFENSIVE & SPECIAL TEAMS STATISTICS

## DEFENSIVE STATISTICS

PLAYER	TACKLES			For Loss	Quarterback				
	Total	Solo	Ast		Sacks	INT	PD	FF	FR
D. Greenlaw	26	17	9	2	0.0	0	1	0	0
F. Warner	23	16	7	2	0.0	1	1	0	0
D. Lenoir	17	14	3	0	0.0	2	2	0	0
T. Hufanga	16	9	7	0	0.0	0	1	0	0
C. Ward	13	12	1	0	0.0	0	3	0	0
A. Al-Shaair	12	6	6	0	0.0	0	0	0	0
N. Bosa	11	8	3	4	0.0	0	0	0	1
J. Ward	11	10	1	1	0.0	0	3	0	0
A. Armstead	10	8	2	1	2.0	0	0	0	0
T. Gipson Sr.	7	4	3	1	0.0	0	0	0	0
S. Ebukam	5	3	2	0	1.0	0	0	0	0
J. Kinlaw	5	2	3	1	0.0	0	0	0	0
C. Omenihu	5	4	1	1	2.0	0	0	1	0
K. Givens	4	2	2	0	0.0	0	0	0	0
K. Hyder Jr.	4	0	4	0	0.0	0	0	0	0
S. Womack III	3	3	0	0	0.0	0	0	0	0
T. McGill	2	2	0	2	0.0	0	0	0	0
O. Burks	1	1	0	0	0.0	0	0	0	0
D. Flannigan-Fowles	1	1	0	0	0.0	0	0	0	0
J. Jenkins	1	1	0	0	0.0	0	0	0	0
T. Moore	1	1	0	0	0.0	0	0	0	0
J. Willis	1	0	1	0	0.0	0	0	0	0
<b>TOTALS</b>	<b>179</b>	<b>124</b>	<b>55</b>	<b>15</b>	<b>5.0</b>	<b>3</b>	<b>11</b>	<b>1</b>	<b>1</b>

## SACKS (5.0)

**A. Armstead (2.0)** – 1.0 vs. Sea., 1.0 at Phi.      **S. Ebukam (1.0)** – 1.0 vs. Dal.  
**C. Omenihu (2.0)** – 2.0 vs. Sea.

## INTERCEPTIONS (3)

**D. Lenoir (2)** – 1–6 vs. Sea., 1–6 vs. Dal.      **F. Warner (1)** – 1–16 vs. Dal.

## SINGLE-GAME BESTS

**Tackles:** 11, Dre Greenlaw vs. Sea.  
**Tackles For Loss:** 2, three times, last by Nick Bosa, Dre Greenlaw & T.Y. McGill at Phi.  
**Sacks:** 2.0 by Charles Omenihu vs. Sea.  
**Interceptions:** 1, three times, last by Deommodore Lenoir & Fred Warner vs. Dal.  
**Passes Defensed:** 2, two times, last by Charvarius Ward at Phi.  
**Forced Fumbles:** 1, Charles Omenihu vs. Sea.  
**Fumble Recoveries:** 1, Nick Bosa vs. Sea.  
**Special Teams Tackles:** 2, three times, last by Demetrius Flannigan-Fowles, Samuel Womack III & Charlie Woerner vs. Sea.

## SPECIAL TEAMS

PLAYER	Tot	Solo	Ast	FF	FR
D. Flannigan-Fowles	3	2	1	0	0
O. Burks	2	2	0	0	0
J. Ward	2	2	0	0	0
C. Woerner	2	1	1	0	0
S. Womack III	2	0	2	0	0
R. Gould	1	1	0	0	0
D. Gray	1	1	0	0	0
J. Jenkins	1	1	0	0	0
J. Mason	1	0	1	0	0
T. Moore	1	0	1	0	0
<b>TOTALS</b>	<b>16</b>	<b>10</b>	<b>6</b>	<b>0</b>	<b>0</b>

## BLOCKED PATs (1)

**S. Ebukam (1)** – blocked B. Maher's PAT vs. Dal.

# 2022 49ERS OFFENSIVE GAME-BY-GAME TEAM STATISTICS

	@Chi.	Sea.	@Den.	LAR	@Car.	@Atl.	KC	@LAR	LAC	@Arz.	NO	Mia.	TB	@Sea.	Was.	@LV	Arz.	Totals
<b>First Downs</b>																		
Total	17	25	13	13	22	21	25	22	22	21	21	24	24	15	14	27	21	<b>347</b>
Rushing	11	11	3	4	9	4	6	8	12	7	6	6	12	7	6	10	10	<b>132</b>
Passing	5	8	9	9	12	15	18	12	10	13	12	15	9	8	8	15	10	<b>188</b>
Penalty	1	6	1	0	1	2	1	2	0	1	3	3	3	0	0	2	1	<b>27</b>

<b>Third Down</b>																		
Conversions	8	6	1	5	7	3	8	5	9	6	5	8	4	6	4	4	6	<b>95</b>
Attempts	17	15	10	12	12	8	14	9	17	11	13	19	9	13	11	8	13	<b>211</b>
Percentage	47.1	40.0	10.0	41.7	58.3	37.5	57.1	55.6	52.9	54.5	38.5	42.1	44.4	46.2	36.4	50.0	46.2	<b>45.0</b>

<b>4th Down</b>																		
Conversions	0	2	0	0	0	0	0	0	1	0	1	1	1	0	1	0	0	<b>7</b>
Attempts	2	3	0	1	0	1	0	0	1	0	2	2	2	0	2	0	1	<b>17</b>

<b>Time of Possession</b>																		
49ers	33:28	38:20	25:31	25:26	30:18	26:28	33:45	29:56	36:59	29:09	34:50	40:34	32:40	33:01	26:25	31:07	34:14	<b>31:54</b>

<b>Total Net Yards</b>																		
Plays	67	70	52	49	61	57	72	52	70	57	67	79	59	61	51	62	61	<b>1,047</b>
Yards	331	373	267	327	397	346	444	368	387	387	317	351	404	381	371	454	311	<b>6,216</b>
Average	4.9	5.3	5.1	6.7	6.5	6.1	6.2	7.1	5.5	6.8	4.7	4.4	6.8	6.2	7.3	7.3	5.1	<b>5.9</b>

<b>Rushing</b>																		
Attempts	37	45	19	22	29	16	21	23	41	28	29	34	36	34	26	27	37	<b>504</b>
Yards	176	189	88	88	153	50	101	111	157	159	96	121	209	170	153	170	169	<b>2,360</b>
Average	4.8	4.2	4.6	4.0	5.3	3.1	4.8	4.8	3.8	5.7	3.3	3.6	5.8	5.0	5.9	6.3	4.6	<b>4.7</b>

<b>Passing</b>																		
Net	155	184	179	239	244	296	343	257	230	228	221	230	195	211	218	284	142	<b>3,856</b>
Sacks	2	1	4	0	2	0	5	3	1	0	1	4	0	1	3	0	4	<b>31</b>
Yards	9	0	32	0	9	0	26	12	10	0	1	36	0	6	16	0	36	<b>193</b>
Gross	164	184	211	239	253	296	369	269	240	228	222	266	195	217	234	284	178	<b>4,049</b>
Attempts	28	24	29	27	30	41	46	26	28	29	37	41	23	26	22	35	20	<b>512</b>
Completions	13	15	18	16	18	29	29	22	19	20	26	27	17	17	15	22	15	<b>338</b>
Percentage	46.4	62.5	62.1	59.3	60.0	70.7	63.0	84.6	67.9	69.0	70.3	65.9	73.9	65.4	68.2	62.9	75.0	<b>66.0</b>
Interceptions	1	0	1	0	0	2	2	0	0	0	0	1	0	0	1	1	0	<b>9</b>

<b>Punting</b>																		
Number	4	3	7	4	2	3	1	3	4	4	4	4	3	6	2	2	5	<b>61</b>
Average	40.3	44.0	51.7	39.5	37.5	52.7	29.0	41.0	33.0	54.5	43.8	44.5	44.7	42.2	40.0	46.5	43.6	<b>42.8</b>
Net	40.3	44.0	44.7	34.5	37.5	36.7	29.0	41.0	33.0	45.8	39.3	39.3	37.7	38.8	38.0	46.5	40.2	<b>39.2</b>

<b>Penalties</b>																		
Number	12	1	7	4	9	5	10	3	5	3	7	4	2	7	4	9	2	<b>94</b>
Yards	99	26	40	25	50	30	80	8	52	30	64	45	15	60	25	71	10	<b>730</b>

<b>Fumbles</b>																		
Number	2	1	3	1	2	1	1	1	1	0	0	1	1	0	0	0	0	<b>15</b>
Lost	1	0	2	0	1	1	1	0	1	0	0	0	1	0	0	0	0	<b>8</b>

<b>Red Zone</b>																		
Number	3	5	1	1	4	3	5	4	5	2	3	5	3	2	5	6	6	<b>63</b>
Touchdowns	1	2	1	0	4	2	2	3	2	2	1	2	2	1	1	4	4	<b>34</b>
Field Goals	0	2	0	0	0	0	1	1	3	0	1	3	0	0	3	2	1	<b>17</b>

<b>Touchdowns</b>																		
Rushing	1	2	0	1	2	0	0	1	2	1	0	0	3	1	2	2	2	<b>20</b>
Passing	0	1	1	1	2	2	2	3	0	4	1	2	2	2	2	2	3	<b>30</b>
Returns	0	0	0	1	1	0	0	0	0	0	0	1	0	0	0	0	0	<b>3</b>





# 2022 49ERS POSTSEASON GAME-BY-GAME TEAM STATISTICS

## OFFENSE

	Sea.	Dal.	@Phi.	Totals
<b>First Downs</b>				
Total	24	21	11	<b>56</b>
Rushing	9	7	7	<b>23</b>
Passing	15	11	4	<b>30</b>
Penalty	0	3	0	<b>3</b>
<b>3rd Down</b>				
Conversions	6	7	2	<b>15</b>
Attempts	11	14	8	<b>33</b>
Percentage	54.5	50.0	25.0	<b>45.5</b>
<b>4th Down</b>				
Conversions	0	0	0	<b>0</b>
Attempts	0	0	2	<b>2</b>
<b>Time of Possession</b>				
49ers	32:46	32:53	22:34	<b>29:24</b>
<b>Total Net Yards</b>				
Plays	64	63	45	<b>172</b>
Yards	505	312	164	<b>981</b>
Average	7.9	5.0	3.6	<b>5.7</b>
<b>Rushing</b>				
Attempts	33	32	24	<b>89</b>
Yards	181	113	81	<b>375</b>
Average	5.5	3.5	3.4	<b>4.2</b>
<b>Passing</b>				
Net	324	199	83	<b>606</b>
Sacks	1	2	3	<b>6</b>
Yards	8	15	14	<b>37</b>
Gross	332	214	97	<b>643</b>
Attempts	30	29	18	<b>77</b>
Completions	18	19	11	<b>48</b>
Percentage	60.0	65.5	61.1	<b>62.3</b>
Interceptions	0	0	0	<b>0</b>
<b>Punting</b>				
Number	1	4	4	<b>9</b>
Average	57.0	41.0	42.0	<b>46.7</b>
Net	57.0	36.0	42.0	<b>45.0</b>
<b>Penalties</b>				
Number	3	3	11	<b>17</b>
Yards	28	30	81	<b>139</b>
<b>Fumbles</b>				
Number	0	1	3	<b>4</b>
Lost	0	1	3	<b>4</b>
<b>Red Zone</b>				
Number	6	3	0	<b>9</b>
Touchdowns	3	1	0	<b>4</b>
Field Goals	3	2	0	<b>5</b>
<b>Touchdowns</b>				
Rushing	1	1	1	<b>3</b>
Passing	3	0	0	<b>3</b>
Returns	0	0	0	<b>0</b>

## DEFENSE

	Sea.	Dal.	@Phi.	Totals
<b>First Downs</b>				
Total	22	15	25	<b>62</b>
Rushing	6	5	12	<b>23</b>
Passing	14	9	6	<b>29</b>
Penalty	2	1	7	<b>10</b>
<b>3rd Down</b>				
Conversions	6	5	5	<b>16</b>
Attempts	13	15	15	<b>43</b>
Percentage	46.2	33.3	33.3	<b>37.2</b>
<b>4th Down</b>				
Conversions	1	2	3	<b>6</b>
Attempts	1	2	3	<b>6</b>
<b>Time of Possession</b>				
Opponent	27:14	27:07	37:26	<b>30:36</b>
<b>Total Net Yards</b>				
Plays	63	60	70	<b>193</b>
Yards	332	282	269	<b>883</b>
Average	5.3	4.7	3.8	<b>4.6</b>
<b>Rushing</b>				
Attempts	25	22	44	<b>91</b>
Yards	104	76	148	<b>328</b>
Average	4.2	3.5	3.4	<b>3.6</b>
<b>Passing</b>				
Net	228	206	121	<b>555</b>
Sacks	3	1	1	<b>5</b>
Yards	25	0	0	<b>25</b>
Gross	253	206	121	<b>580</b>
Attempts	35	37	25	<b>97</b>
Completions	25	23	15	<b>63</b>
Percentage	71.4	62.2	60.0	<b>64.9</b>
Interceptions	1	2	0	<b>3</b>
<b>Punting</b>				
Number	4	4	4	<b>12</b>
Average	48.5	46.8	45.0	<b>46.8</b>
Net	44.5	42.5	35.8	<b>40.9</b>
<b>Penalties</b>				
Number	5	7	4	<b>16</b>
Yards	30	50	34	<b>114</b>
<b>Fumbles</b>				
Number	1	0	0	<b>1</b>
Lost	1	0	0	<b>1</b>
<b>Red Zone</b>				
Number	3	3	6	<b>12</b>
Touchdowns	2	1	4	<b>7</b>
Field Goals	0	1	1	<b>2</b>
<b>Touchdowns</b>				
Rushing	1	0	4	<b>5</b>
Passing	2	1	0	<b>3</b>
Returns	0	0	0	<b>0</b>

# 2022 SAN FRANCISCO 49ERS TEAM HIGHS & LOWS

## SAN FRANCISCO 49ERS

	Bests/Highs	Opponent	Date	Worsts/Lows	Opponent	Date
First Downs	27	at Las Vegas	1/1/23	13	2 times, last vs. LA Rams	10/3/22
	24	vs. <i>Seattle</i>	1/14/23	11	at Philadelphia	1/29/23
Third-Down %	7-12-58.3%	at Carolina	10/9/22	1-10-10.0%	at Denver	9/25/22
	6-11-54.5%	vs. <i>Seattle</i>	1/14/23	2-8-25.0%	at Philadelphia	1/29/23
Total Net Yards	454	at Las Vegas	1/1/23	267	at Denver	9/25/22
	505	vs. <i>Seattle</i>	1/14/23	164	at Philadelphia	1/29/23
Offensive Plays	79	vs. Miami	12/4/22	49	vs. LA Rams	10/3/22
	64	vs. <i>Seattle</i>	1/14/23	45	at Philadelphia	1/29/23
Avg. Per Play	7.3	2 times, last at Las Vegas	1/1/23	4.4	vs. Miami	12/4/22
	7.9	vs. <i>Seattle</i>	1/14/23	3.6	at Philadelphia	1/29/23
Rushing Yards	209	vs. Tampa Bay	12/11/22	50	at Atlanta	10/16/22
	181	vs. <i>Seattle</i>	1/14/23	81	at Philadelphia	1/29/23
Rushes	45	vs. Seattle	9/18/22	16	at Atlanta	10/16/22
	33	vs. <i>Seattle</i>	1/14/23	24	at Philadelphia	1/29/23
Rushing Avg.	6.3	at Las Vegas	1/1/23	3.1	at Atlanta	10/16/22
	5.5	vs. <i>Seattle</i>	1/14/23	3.4	at Philadelphia	1/29/23
Net Passing Yards	343	vs. Kansas City	10/23/22	155	at Chicago	9/11/22
	324	vs. <i>Seattle</i>	1/14/23	83	at Philadelphia	1/29/23
Completions	29	2 times, last vs. Kansas City	10/23/22	13	at Chicago	9/11/22
	19	vs. Dallas	1/22/23	11	at Philadelphia	1/29/23
Attempts	46	vs. Kansas City	10/23/22	22	vs. Washington	12/24/22
	30	vs. <i>Seattle</i>	1/14/23	18	at Philadelphia	1/29/23
Completions %	84.6	at LA Rams	10/30/22	46.4	at Chicago	9/11/22
	65.5	vs. Dallas	1/22/23	60.0	vs. <i>Seattle</i>	1/14/23
Avg. Gain Per Passing Play	8.9	2 times, last at LA Rams	10/30/22	5.1	vs. Miami	12/4/22
	10.5	vs. <i>Seattle</i>	1/14/23	4.0	at Philadelphia	1/29/23
Interceptions Thrown	0	10 times, last vs. Arizona	1/8/23	2	2 times, last vs. Kansas City	10/23/22
	0	2 times, last vs. Dallas	1/22/23			
Fumbles Lost	0	10 times, last vs. Arizona	1/8/23	2	at Denver	9/25/22
	0	vs. <i>Seattle</i>	1/14/23	3	at Philadelphia	1/29/23
Turnovers	0	6 times, last vs. Arizona	1/8/23	3	2 times, last vs. Kansas City	10/23/22
	0	vs. <i>Seattle</i>	1/14/23	3	at Philadelphia	1/29/23
Penalties	1	vs. Seattle	9/18/22	12	at Chicago	9/11/22
	3	2 times, last vs. Dallas	1/22/23	11	at Philadelphia	1/29/23
Penalty Yards	8	at LA Rams	10/30/22	99	at Chicago	9/11/22
	28	vs. <i>Seattle</i>	1/14/23	81	at Philadelphia	1/29/23
Gross Punting Avg.	54.5	at Arizona	11/21/22	29.0	vs. Kansas City	10/23/22
	57.0	vs. <i>Seattle</i>	1/14/23	41.0	vs. Dallas	1/22/23
Net Punting Avg.	45.8	at Arizona	11/21/22	29.0	vs. Kansas City	10/23/22
	57.0	vs. <i>Seattle</i>	1/14/23	36.0	vs. Dallas	1/22/23
Time of Poss.	40:34	vs. Miami	12/4/22	25:26	vs. LA Rams	10/3/22
	32:53	vs. Dallas	1/22/23	22:34	at Philadelphia	1/29/23

## OPPONENTS

	Worsts/Lows	Opponent	Date	Bests/Highs	Opponent	Date
First Downs	11	vs. Arizona	1/8/23	29	at Las Vegas	1/1/23
	15	vs. Dallas	1/22/23	22	vs. <i>Seattle</i>	1/14/23
Third-Down %	0-7-0.0%	vs. Miami	12/4/22	6-9-66.7%	vs. Kansas City	10/23/22
	5-15-33.3%	2 times, last at Philadelphia	1/29/23	6-13-46.2%	vs. <i>Seattle</i>	1/14/23
Total Net Yards	204	at Chicago	9/11/22	529	vs. Kansas City	10/23/22
	269	at Philadelphia	1/29/23	332	vs. <i>Seattle</i>	1/14/23
Offensive Plays	45	vs. Miami	12/4/22	74	vs. Tampa Bay	12/11/22
	60	vs. Dallas	1/22/23	70	at Philadelphia	1/29/23
Avg. Per Play	3.6	at Chicago	9/11/22	9.1	vs. Kansas City	10/23/22
	3.8	at Philadelphia	1/29/23	5.3	vs. <i>Seattle</i>	1/14/23
Rushing Yards	33	vs. Miami	12/4/22	168	at Atlanta	10/16/22
	76	vs. Dallas	1/22/23	148	at Philadelphia	1/29/23
Rushes	8	vs. Miami	12/4/22	40	at Atlanta	10/16/22
	22	vs. Dallas	1/22/23	44	at Philadelphia	1/29/23
Rushing Avg.	2.4	vs. Washington	12/24/22	5.3	vs. Kansas City	10/23/22
	3.4	at Philadelphia	1/29/23	4.2	vs. <i>Seattle</i>	1/14/23
Net Passing Yards	105	at Chicago	9/11/22	417	vs. Kansas City	10/23/22
	121	at Philadelphia	1/29/23	228	vs. <i>Seattle</i>	1/14/23
Completions	8	at Chicago	9/11/22	34	vs. Tampa Bay	12/11/22
	15	at Philadelphia	1/29/23	25	vs. <i>Seattle</i>	1/14/23
Attempts	17	at Chicago	9/11/22	55	vs. Tampa Bay	12/11/22
	25	at Philadelphia	1/29/23	37	vs. Dallas	1/22/23
Completions %	47.1	at Chicago	9/11/22	92.9	at Atlanta	10/16/22
	60.0	at Philadelphia	1/29/23	71.4	vs. <i>Seattle</i>	1/14/23
Avg. Gain Per Passing Play	4.3	at Denver	9/25/22	11.3	vs. Kansas City	10/23/22
	5.4	vs. Dallas	1/22/23	6.0	vs. <i>Seattle</i>	1/14/23
Interceptions Thrown	3	2 times, last vs. Arizona	1/8/23	0	4 times, last vs. New Orleans	11/27/22
	2	vs. Dallas	1/22/23	0	at Philadelphia	1/29/23
Fumbles Lost	2	vs. New Orleans	11/27/22	0	6 times, last at LA Chargers	11/13/22
	1	vs. <i>Seattle</i>	1/14/23	0	2 times, last at Philadelphia	1/29/23
Turnovers	4	2 times, last vs. Arizona	1/8/23	0	3 times, last at LA Rams	10/30/22
	2	2 times, last vs. Dallas	1/22/23	0	at Philadelphia	1/29/23
Penalties	10	vs. Seattle	9/18/22	1	2 times, last vs. LA Chargers	11/13/22
	7	vs. Dallas	1/22/23	5	vs. <i>Seattle</i>	1/14/23
Penalty Yards	106	vs. Seattle	9/18/22	5	2 times, last vs. LA Chargers	11/13/22
	50	vs. Dallas	1/22/23	30	vs. <i>Seattle</i>	1/14/23
Gross Punting Avg.	33.0	vs. Kansas City	10/23/22	57.3	vs. LA Rams	10/3/22
	45.0	at Philadelphia	1/29/23	48.5	vs. <i>Seattle</i>	1/14/23
Net Punting Avg.	33.0	vs. Kansas City	10/23/22	48.8	vs. LA Rams	10/3/22
	35.8	at Philadelphia	1/29/23	44.5	vs. <i>Seattle</i>	1/14/23
Time of Poss.	19:26	vs. Miami	12/4/22	34:34	vs. LA Rams	10/3/22
	27:07	vs. Dallas	1/22/23	37:26	at Philadelphia	1/29/23

*Italics denotes postseason contest*

# 2022 SAN FRANCISCO 49ERS INDIVIDUAL HIGHS

Long Plays		Player	Opponent	Date
Longest Run (yards)	71t	Ray–Ray McCloud III	vs. Washington	12/24/22
	68	<i>Christian McCaffrey</i>	vs. Seattle	1/14/23
Longest TD Run (yards)	71t	Ray–Ray McCloud III	vs. Washington	12/24/22
	23t	<i>Christian McCaffrey</i>	at Philadelphia	1/29/23
Longest Pass Completion (yards)	57t	Jimmy Garoppolo–Deebo Samuel	vs. LA Rams	10/3/22
	74t	<i>Brock Purdy–Deebo Samuel</i>	vs. Seattle	1/14/23
Longest TD Pass (yards)	57t	Jimmy Garoppolo–Deebo Samuel	vs. LA Rams	10/3/22
	74t	<i>Brock Purdy–Deebo Samuel</i>	vs. Seattle	1/14/23
Longest Interception Return (yards)	56	Tashaun Gipson Sr.	at Las Vegas	1/1/23
	16	<i>Fred Warner</i>	vs. Dallas	1/22/23
Longest Kickoff Return (yards)	39	Two times, most recently Ray–Ray McCloud III	at Seattle	12/15/22
	53	<i>Ray–Ray McCloud III</i>	vs. Dallas	1/22/23
Longest Punt Return (yards)	35	Ray–Ray McCloud III	at Atlanta	10/16/22
	16	<i>Ray–Ray McCloud III</i>	vs. Seattle	1/14/23
Longest Punt (yards)	74	Mitch Wishnowsky	at Denver	9/25/22
	57	<i>Mitch Wishnowsky</i>	vs. Seattle	1/14/23
Longest Field Goal (yards)	51	Robbie Gould	at Denver	9/25/22
	50	<i>Robbie Gould</i>	vs. Dallas	1/22/23
Single–Game Highs		Player	Opponent	Date
Most Points Scored	13	Two times, most recently Robbie Gould	at Las Vegas	1/1/23
	15	<i>Robbie Gould</i>	vs. Seattle	1/14/23
Most Touchdowns	2	Eight times, most recently George Kittle & Elijah Mitchell	vs. Arizona	1/8/23
	1	<i>Five times, most recently Christian McCaffrey</i>	vs. Dallas	1/22/23
Most Field Goals Attempted	4	Two times, most recently Robbie Gould	at Las Vegas	1/1/23
	4	<i>Two times, most recently Robbie Gould</i>	vs. Dallas	1/22/23
Most Field Goals Made	4	Robbie Gould	vs. Miami	12/4/22
	4	<i>Two times, most recently Robbie Gould</i>	vs. Dallas	1/22/23
Most Rushing Yards	121	Christian McCaffrey	at Las Vegas	1/1/23
	119	<i>Christian McCaffrey</i>	vs. Seattle	1/14/23
Most Rushing Attempts	26	Christian McCaffrey	at Seattle	12/15/22
	15	<i>Two times, most recently Christian McCaffrey</i>	at Philadelphia	1/29/23
Highest Rushing Avg. (Min. 10 att.)	7.1	Jeff Wilson Jr.	at Carolina	10/9/22
	7.9	<i>Christian McCaffrey</i>	vs. Seattle	1/14/23
Most Pass Completions	29	Jimmy Garoppolo	at Atlanta	10/16/22
	19	<i>Brock Purdy</i>	vs. Dallas	1/22/23
Most Pass Attempts	41	Jimmy Garoppolo	at Atlanta	10/16/22
	30	<i>Brock Purdy</i>	vs. Seattle	1/14/23
Most Gross Passing Yards	303	Jimmy Garoppolo	vs. Kansas City	10/23/22
	332	<i>Brock Purdy</i>	vs. Seattle	1/14/23
Highest Avg. Yards/Per Att. (Min. 10 att.)	9.4	Jimmy Garoppolo	at LA Rams	10/30/22
	11.1	<i>Brock Purdy</i>	vs. Seattle	1/14/23
Fewest Interceptions Thrown (Min. 10 att.)	0	10 times, most recently Brock Purdy	vs. Arizona	1/8/23
	0	<i>Three times, most recently Brock Purdy &amp; Josh Johnson</i>	vs. Dallas	1/22/23
Fewest Times Sacked (Min. 10 att.)	0	Five times, most recently Brock Purdy	at Las Vegas	1/1/23
	1	<i>Brock Purdy</i>	vs. Seattle	1/14/23
Most Receptions	9	Brandon Aiyuk	at Las Vegas	1/1/23
	6	<i>Two times, most recently Christian McCaffrey</i>	vs. Dallas	1/22/23
Most Receiving Yards	120	George Kittle	vs. Washington	12/24/22
	133	<i>Deebo Samuel</i>	vs. Seattle	1/14/23
Most Kickoff Returns	4	Ray–Ray McCloud III	vs. Kansas City	10/23/22
	2	<i>Deebo Samuel</i>	at Philadelphia	1/29/23
Most Kickoff Return Yards	74	Ray–Ray McCloud III	at Atlanta	10/16/22
	65	<i>Deebo Samuel</i>	at Philadelphia	1/29/23
Most Punt Returns	5	Ray–Ray McCloud III	at Denver	9/25/22
	2	<i>Two times, most recently Ray–Ray McCloud III</i>	at Philadelphia	1/29/23
Most Punt Return Yards	40	Ray–Ray McCloud III	at Denver	9/25/22
	17	<i>Two times, most recently Ray–Ray McCloud III</i>	at Philadelphia	1/29/23
Most Interceptions	2	Tashaun Gipson Sr.	vs. Arizona	1/8/23
	1	<i>Three times, most recently Deommodore Lenoir &amp; Fred Warner</i>	vs. Dallas	1/22/23
Most Interception Return Yardage	56	Tashaun Gipson Sr.	at Las Vegas	1/1/23
	16	<i>Fred Warner</i>	vs. Dallas	1/22/23
Most Tackles	15	Two times, most recently Dre Greenlaw	vs. Tampa Bay	12/11/22
	11	<i>Dre Greenlaw</i>	vs. Seattle	1/14/23
Most Sacks	3.0	Nick Bosa	vs. Miami	12/4/22
	2.0	<i>Charles Omenihu</i>	vs. Seattle	1/14/23

*Italics denotes postseason contest*

# 2022 SAN FRANCISCO 49ERS TURNOVER BREAKDOWN

## TAKEAWAYS

Date	Opponent	Turnover	Starting L.O.S.	Point of Turnover	Resulting L.O.S.	Qtr.	Result (pts)
9/11	at Chi.	T. Hufanga INT (J. Fields)	CHI 35	CHI 48	CHI 48	1	Punt (0)
9/18	vs. Sea.	T. Gipson Sr. INT (G. Smith)	SEA 40	SF 36	50	2	Downs (0)
		C. Ward INT (D. Dallas)*	SF 8	SF -2	SF 7	2	Punt (0)
		R. Dwelley FR (X. Crawford) (ST)	SF 29	SEA 24	SEA 22	2	Touchdown (7)
9/25	at Den.	None					
10/3	vs. LAR	T. Hufanga INT (M. Stafford)	SF 44	SF 48	End zone	4	Touchdown (7)
		K. Hyder Jr. FR (S. Ebukam FF)	SF 24	SF 30	SF 16	4	Punt (0)
10/9	at Car.	E. Moseley INT (B. Mayfield)	CAR 30	CAR 41	End zone	2	Touchdown (7)
10/16	at Atl.	None					
10/23	vs. KC	T. Hufanga INT (P. Mahomes)	KC 28	KC 36	KC 34	1	Touchdown (7)
		S. Womack III FR (S. Moore) (ST)	KC 38	KC 9	KC 12	2	Interception (0)
10/30	at LAR	None					
11/13	vs. LAC	T. Hufanga INT (J. Herbert)	LAC 23	LAC 48	LAC 42	4	End of Game (0)
11/21	at Arz.	J. Ward INT (C. McCoy)	ARZ 44	ARZ 46	ARZ 46	2	Touchdown (7)
		S. Womack III INT (T. McSorley)*	SF 14	SF -1	SF 20	4	End of Game (0)
11/27	vs. NO	S. Ebukam FR (F. Warner FF)	NO 40	NO 41	NO 43	1	Field Goal (3)
		D. Greenlaw FR (T. Hufanga FF)*	SF 6	SF 1	SF 1	4	Punt (0)
12/4	vs. Mia.	J. Ward INT (T. Tagovailoa)	SF 43	SF 36	SF 36	3	Field Goal (3)
		D. Lenoir INT (T. Tagovailoa)	MIA 25	MIA 33	MIA 25	3	Field Goal (3)
		D. Greenlaw FR (N. Bosa FF)	MIA 25	MIA 23	End zone	4	Touchdown (7)
		F. Warner INT (S. Thompson)	MIA 25	MIA 47	MIA 27	4	End of Game (0)
12/11	vs. TB	T. Gipson Sr. INT (T. Brady)	SF 39	SF 26	TB 38	3	Touchdown (7)
		D. Greenlaw INT (T. Brady)	SF 33	SF 24	SF 24	3	Punt (0)
		A. Al-Shaair FR (J. Ward FF)	TB 43	TB 43	TB 32	4	End of Game (0)
12/15	at Sea.	C. Ward FR (D. Greenlaw FF)	SEA 35	SEA 46	SEA 6	2	Touchdown (7)
12/24	vs. Was.	J. Willis FR (N. Bosa FF)	WAS 21	WAS 11	WAS 11	4	Field Goal (3)
		J. Ward INT (T. Heinicke)	WAS 22	WAS 25	WAS 25	4	Field Goal (3)
1/1/23	at LV	D. Jackson INT (J. Stidham)	SF 46	LV 42	LV 42	4	Field Goal (3)
		T. Gipson Sr. INT (J. Stidham)	LV 40	SF 37	LV 3	OT	Field Goal (3)
1/8/23	vs. Arz.	T. Gipson Sr. INT (D. Blough)	ARZ 13	ARZ 30	ARZ 18	2	Touchdown (7)
		T. Gipson Sr. INT (D. Blough)	ARZ 15	SF 43	ARZ 34	3	Field Goal (3)
		M. Dwumfour FR (J. Willis FF)	ARZ 30	ARZ 25	ARZ 28	3	Touchdown (7)
		G. Odum INT (T. McSorley)	ARZ 14	ARZ 38	ARZ 13	4	Downs (0)

**Regular Season Totals:** 30 takeaways resulted in 94 points

# 2022 SAN FRANCISCO 49ERS TURNOVER BREAKDOWN

## GIVEAWAYS

Date	Opponent	Turnover	Starting L.O.S.	Point of Turnover	Resulting L.O.S.	Qtr.	Result (pts)
9/11	at Chi.	D. Samuel FUMBLE (J. Johnson FF)*	CHI 16	CHI 12	CHI 12	1	Interception (0)
		T. Lance INT (E. Jackson)	SF 41	SF 47	SF 21	4	Touchdown (7)
9/18	vs. Sea.	None					
9/25	at Den.	J. Garoppolo FUMBLE (Aborted)	50	50	50	3	Punt (0)
		J. Garoppolo INT (J. Griffith)	SF 48	DEN 41	DEN 42	4	Punt (0)
		J. Wilson Jr. FUMBLE (P. Locke FF)	SF 3	SF 19	SF 24	4	End of Game (0)
10/3	vs. LAR	None					
10/9	at Car.	G. Kittle FUMBLE (D. Wilson FF)	SF 38	SF 45	CAR 44	1	Missed FG (0)
10/16	at Atl.	J. Wilson Jr. FUMBLE (R. Evans FF)	SF 20	SF 21	Endzone	1	Touchdown (7)
		J. Garoppolo INT (I. Oliver)	ATL 48	ATL 10	ATL 37	2	End of Quarter (0)
		J. Garoppolo INT (J. Hawkins)	SF 47	ATL 31	ATL 45	4	Punt (0)
10/23	vs. KC	J. Garoppolo INT (J. Williams)*	KC 5	KC -1	KC 6	2	Missed FG (0)
		J. Garoppolo FUMBLE (C. Jones FF)	KC 43	SF 49	KC 49	4	Punt (0)
		B. Purdy INT (J. Thornhill)*	KC 18	KC -2	KC 20	4	End of Game (0)
10/30	at LAR	None					
11/13	vs. LAC	B. Aiyuk FUMBLE (D. James FF)	SF 17	SF 36	SF 32	1	Field Goal (3)
11/21	at Arz.	None					
11/27	vs. NO	None					
12/4	vs. Mia.	B. Purdy INT (X. Howard)	MIA 39	MIA 19	MIA 19	2	Punt (0)
12/11	vs. TB	D. Samuel FUMBLE (A. Nelson FF)	TB 43	TB 40	TB 40	2	Downs (0)
12/15	at Sea.	None					
12/24	vs. Was.	B. Purdy INT (D. Forrest)	SF 14	SF 31	SF 31	2	Touchdown (7)
1/1/23	at LV	B. Purdy INT (A. Robertson)	50	LV 18	LV 18	3	Interception (0)
1/8/23	vs. Arz.	None					

**Regular Season Totals:** 17 giveaways resulted in 24 points

L.O.S. – Line of scrimmage

\* – Red zone play

(ST) – Special teams play

(TB) – Touchback

## GAME-BY-GAME TURNOVER DIFFERENTIAL

Date	Opp	Takeaways	Giveaways	Game Total	Total
9/11	at Chi.	1	2	-1	-1
9/18	Sea.	3	0	+3	+2
9/25	at Den.	0	3	-3	-1
10/3	LAR	2	0	+2	+1
10/9	at Car.	1	1	0	+1
10/16	Atl.	0	3	-3	-2
10/23	KC	2	3	-1	-3
10/30	LAR	0	0	0	-3
11/13	LAC	1	1	0	-3
11/21	at Arz.	2	0	+2	-1
11/27	NO	2	0	+2	+1
12/4	Mia.	4	1	+3	+4
12/11	TB	3	1	+2	+6
12/15	at Sea.	1	0	+1	+7
12/24	Was.	2	1	+1	+8
1/1	at LV	2	1	+1	+9
1/8	Arz.	4	0	+4	+13

# 2022 SAN FRANCISCO 49ERS POSTSEASON TURNOVER BREAKDOWN

## TAKEAWAYS

Date	Opponent	Turnover	Starting L.O.S.	Point of Turnover	Resulting L.O.S.	Qtr.	Result (pts)
1/14/23	vs. Sea.	N. Bosa FR (C. Omenihu FF)	SF 19	SF 26	SF 30	3	Touchdown (8)
		D. Lenoir INT (G. Smith)	SEA 25	SEA 43	SEA 37	4	Field Goal (3)
1/22/23	vs. Dal.	D. Lenoir INT (D. Prescott)	DAL 21	DAL 27	DAL 21	1	Field Goal (3)
		F. Warner INT (D. Prescott)	SF 18	SF 12	SF 28	2	Field Goal (3)
1/29/23	at Phi.	None					

Postseason Totals: 4 takeaways resulted in 17 points

## GIVEAWAYS

Date	Opponent	Turnover	Starting L.O.S.	Point of Turnover	Resulting L.O.S.	Qtr.	Result (pts)
1/14/23	vs. Sea.	None					
1/22/23	vs. Dal.	R. McCloud III FUMBLE (K. Joseph FF) (ST)	DAL 48	SF 16	SF 21	3	Field Goal (3)
1/29/23	at Phi.	B. Purdy FUMBLE (H. Reddick FF)	50	SF 40	PHI 44	1	Punt (0)
		J. Johnson FUMBLE (Aborted)	SF 36	SF 31	SF 30	2	Touchdown (7)
		D. Samuel FUMBLE (R. Blankenship FF)	SF 38	SF 31	SF 31	4	End of Game (0)

Postseason Totals: 4 giveaway resulted in 10 points

L.O.S. – Line of scrimmage

\* – Red zone play

(ST) – Special teams play

(TB) – Touchback

## GAME-BY-GAME TURNOVER DIFFERENTIAL

Date	Opp	Takeaways	Giveaways	Game Total	Total
1/14	Sea.	2	0	+2	+2
1/22	Dal.	2	1	+1	+3
1/29	at Phi.	0	3	-3	0

# 2022 SAN FRANCISCO 49ERS THIRD DOWN EFFICIENCY

## 49ERS THIRD-AND ...

Date	Opp	1	2	3	4	5	6	7	8	9	10	11+	Totals
9/11	at Chi.	1/1	3/3	0/2	0/1	1/2	1/1	0/1	0/1	0/2	1/2	1/1	8/17
9/18	Sea.	0/1	2/4	1/1	1/1	0/0	1/3	0/2	0/0	1/3	0/0	0/0	6/15
9/25	at Den.	0/0	0/0	1/3	0/0	0/0	0/0	0/1	0/0	0/4	0/1	0/1	1/10
10/3	LAR	0/1	1/1	1/1	0/1	1/2	0/1	0/0	0/0	1/2	0/1	1/2	5/12
10/9	at Car.	0/0	0/1	0/1	2/2	0/1	1/1	1/1	2/2	0/0	1/2	0/1	7/12
10/16	at Atl.	2/4	0/0	0/0	0/1	0/0	0/1	0/0	0/0	0/0	0/1	1/1	3/8
10/23	KC	1/1	0/0	2/4	0/0	0/0	0/0	0/2	1/1	1/2	3/3	0/1	8/14
10/30	at LAR	1/1	1/1	2/2	0/1	0/0	0/0	1/1	0/0	0/2	0/0	0/1	5/9
11/13	LAC	3/5	0/1	0/1	0/0	1/2	1/1	0/0	1/2	1/1	1/1	1/3	9/17
11/21	at Arz.	1/2	1/2	1/1	0/0	2/2	1/2	0/0	0/1	0/0	0/0	0/1	6/11
11/27	NO	1/1	0/1	0/0	0/0	1/2	2/3	0/0	0/1	0/1	1/1	0/3	5/13
12/4	Mia.	3/3	0/1	2/3	0/1	1/3	0/2	1/1	0/0	0/0	1/2	0/3	8/19
12/11	TB	2/2	0/0	0/0	0/0	1/2	0/0	1/2	0/0	0/1	0/1	0/1	4/9
12/15	at Sea.	2/2	1/1	1/1	0/0	0/2	0/1	1/1	0/0	0/1	0/0	1/4	6/13
12/24	Was.	1/2	0/0	0/0	1/2	0/0	0/0	1/1	0/1	1/1	0/1	0/3	4/11
1/1	at LV	1/1	1/1	1/1	0/1	1/2	0/1	0/1	0/0	0/0	0/0	0/0	4/8
1/8	Arz.	1/1	2/2	0/0	1/3	0/0	1/1	0/0	0/1	0/0	0/1	1/4	6/13
<b>Regular Season Totals:</b>		<b>20/28</b>	<b>12/19</b>	<b>12/21</b>	<b>5/14</b>	<b>9/20</b>	<b>8/18</b>	<b>6/14</b>	<b>4/10</b>	<b>5/20</b>	<b>8/17</b>	<b>6/30</b>	<b>95/211</b>
		<b>71.4</b>	<b>63.2</b>	<b>57.1</b>	<b>35.7</b>	<b>45.0</b>	<b>44.4</b>	<b>42.9</b>	<b>40.0</b>	<b>25.0</b>	<b>47.1</b>	<b>20.0</b>	<b>45.0</b>

## POSTSEASON

Date	Opp	1	2	3	4	5	6	7	8	9	10	11+	Totals
1/14	Sea.	2/2	0/0	0/2	0/0	0/0	0/0	3/3	0/0	0/0	1/3	0/1	6/11
1/22	Dal.	2/2	2/3	1/1	0/0	0/0	0/0	1/1	0/1	0/3	0/1	1/2	7/14
1/29	at Phi.	1/1	0/0	0/0	0/0	0/1	0/0	0/0	0/0	0/1	0/0	1/5	2/8
<b>Postseason Totals</b>		<b>5/5</b>	<b>2/3</b>	<b>1/3</b>	<b>0/0</b>	<b>0/1</b>	<b>0/0</b>	<b>4/4</b>	<b>0/1</b>	<b>0/4</b>	<b>1/4</b>	<b>2/8</b>	<b>15/33</b>
		<b>100.0</b>	<b>66.7</b>	<b>33.3</b>	<b>0.0</b>	<b>0.0</b>	<b>0.0</b>	<b>100.0</b>	<b>0.0</b>	<b>0.0</b>	<b>25.0</b>	<b>25.0</b>	<b>45.5</b>

## OPPONENTS THIRD-AND ...

Date	Opp	1	2	3	4	5	6	7	8	9	10	11+	Totals
9/11	at Chi.	1/1	1/1	0/0	1/1	0/0	1/2	0/3	0/1	0/1	1/1	0/3	5/14
9/18	Sea.	1/1	1/1	0/0	0/1	0/1	0/0	0/0	0/0	0/0	0/0	0/3	2/7
9/25	at Den.	1/1	0/1	2/2	0/1	0/1	2/2	0/1	0/1	0/2	1/1	0/6	6/19
10/3	LAR	2/2	0/0	1/2	0/0	2/2	0/0	0/1	0/1	0/1	0/2	0/4	5/15
10/9	at Car.	0/2	0/0	0/0	0/1	1/1	1/2	0/1	0/0	0/0	1/5	0/3	3/15
10/16	at Atl.	4/5	3/3	1/1	0/0	0/1	0/0	0/1	0/1	0/0	0/0	1/2	9/14
10/23	KC	1/1	1/1	0/0	1/1	0/0	1/1	0/2	0/0	0/0	0/0	2/3	6/9
10/30	at LAR	3/3	0/0	1/2	1/1	2/2	0/1	0/1	0/0	1/1	0/1	0/1	8/13
11/13	LAC	2/2	1/1	0/1	3/3	0/0	0/1	0/1	0/2	0/1	0/2	0/2	6/16
11/21	at Arz.	1/1	0/0	0/2	3/3	1/1	1/3	2/2	0/0	0/0	0/1	0/3	8/16
11/27	NO	2/3	1/1	1/1	0/1	0/1	0/0	0/0	0/0	0/0	0/1	0/3	4/11
12/4	Mia.	0/2	0/1	0/0	0/0	0/0	0/1	0/1	0/1	0/0	0/1	0/0	0/7
12/11	TB	1/2	0/1	1/2	1/1	0/2	0/3	0/0	0/0	1/3	0/0	0/2	4/16
12/15	at Sea.	1/1	1/1	0/0	1/3	0/1	0/0	0/0	0/1	0/0	0/0	1/6	4/13
12/24	Was.	1/2	0/0	0/0	0/1	1/1	0/2	0/0	1/1	1/1	1/1	2/4	7/13
1/1	at LV	1/2	2/2	0/0	1/1	0/0	0/0	0/0	0/0	0/0	0/2	0/3	4/10
1/8	Arz.	0/0	0/0	1/2	0/0	0/0	0/0	1/3	0/0	0/0	0/3	2/2	4/10
<b>Regular Season Totals:</b>		<b>22/31</b>	<b>11/14</b>	<b>8/15</b>	<b>12/19</b>	<b>7/14</b>	<b>6/18</b>	<b>3/17</b>	<b>1/9</b>	<b>3/10</b>	<b>4/21</b>	<b>8/50</b>	<b>85/218</b>
		<b>71.0</b>	<b>78.6</b>	<b>53.3</b>	<b>63.2</b>	<b>50.0</b>	<b>33.3</b>	<b>17.6</b>	<b>11.1</b>	<b>30.0</b>	<b>19.0</b>	<b>16.0</b>	<b>39.0</b>

## POSTSEASON

Date	Opp	1	2	3	4	5	6	7	8	9	10	11+	Totals
1/14	Sea.	1/1	0/2	1/1	1/1	2/3	0/0	0/1	0/1	0/0	0/0	1/3	6/13
1/22	Dal.	4/4	1/1	0/0	0/0	0/2	0/0	0/4	0/1	0/1	0/2	0/0	5/15
1/29	at Phi.	1/1	2/3	0/0	0/1	1/1	0/2	0/2	1/1	0/0	0/2	0/2	5/15
<b>Postseason Totals</b>		<b>6/6</b>	<b>3/6</b>	<b>1/1</b>	<b>1/2</b>	<b>3/6</b>	<b>0/2</b>	<b>0/7</b>	<b>1/3</b>	<b>0/1</b>	<b>0/4</b>	<b>1/5</b>	<b>16/43</b>
		<b>100.0</b>	<b>50.0</b>	<b>100.0</b>	<b>50.0</b>	<b>50.0</b>	<b>0.0</b>	<b>0.0</b>	<b>33.3</b>	<b>0.0</b>	<b>0.0</b>	<b>20.0</b>	<b>37.2</b>

# 2022 SAN FRANCISCO 49ERS RED ZONE PRODUCTION

## SAN FRANCISCO 49ERS

Date	Opp	Poss	TD	PAT	2-Pt.	FG	MFG/ BFG	INT	FUM	DWNS/ Punt	HF	GM	PTS	TD%	SCORE PCT.	PTS/ POSS
9/11	at Chi.	3	1	1	0	1	0	0	1	0	0	0	10	33.3%	66.7%	3.3
9/18	Sea.	5	2	2	0	2	1	0	0	0	0	0	20	40.0%	80.0%	4.0
9/25	at Den.	1	1	1	0	0	0	0	0	0	0	0	7	100.0%	100.0%	7.0
10/3	LAR	1	0	0	0	1	0	0	0	0	0	0	3	0.0%	100.0%	3.0
10/9	at Car.	4	4	4	0	0	0	0	0	0	0	0	28	100.0%	100.0%	7.0
10/16	at Atl.	3	2	2	0	0	0	0	0	1	0	0	14	66.7%	66.7%	4.7
10/23	KC	5	2	2	0	1	0	2	0	0	0	0	17	40.0%	60.0%	3.4
10/30	at LAR	4	3	3	0	1	0	0	0	0	0	0	24	75.0%	100.0%	6.0
11/13	LAC	5	2	1	0	3	0	0	0	0	0	0	22	40.0%	100.0%	4.4
11/21	at Arz.	2	2	2	0	0	0	0	0	0	0	0	14	100.0%	100.0%	7.0
11/27	NO	3	1	1	0	1	0	0	0	1	0	0	10	33.3%	66.7%	3.3
12/4	Mia.	5	2	2	0	3	0	0	0	0	0	0	23	40.0%	100.0%	4.6
12/11	TB	3	2	2	0	0	0	0	0	0	0	1	14	66.7%	66.7%	4.7
12/15	at Sea.	2	1	1	0	0	0	0	0	0	0	1	7	50.0%	50.0%	3.5
12/24	Was.	5	1	1	0	3	0	0	0	1	0	0	16	20.0%	80.0%	3.2
1/1	at LV	6	4	4	0	2	0	0	0	0	0	0	34	66.7%	100.0%	5.7
1/8	Arz.	6	4	4	0	1	0	0	0	1	0	0	31	66.7%	83.3%	5.2
<b>TOTALS</b>		<b>63</b>	<b>34</b>	<b>33</b>	<b>0</b>	<b>19</b>	<b>1</b>	<b>2</b>	<b>1</b>	<b>4</b>	<b>0</b>	<b>2</b>	<b>294</b>	<b>54.0%</b>	<b>84.1%</b>	<b>4.7</b>

### POSTSEASON

Date	Opp	Poss	TD	PAT	2-Pt.	FG	MFG/ BFG	INT	FUM	DWNS/ Punt	HF	GM	PTS	TD%	SCORE PCT.	PTS/ POSS
1/14	Sea.	6	3	2	1	3	0	0	0	0	0	0	31	50.0%	100.0%	5.2
1/22	Dal.	3	1	1	0	2	0	0	0	0	0	0	13	33.3%	100.0%	4.3
1/29	at Phi.	0	0	0	0	0	0	0	0	0	0	0	0	0.0%	0.0%	0.0
<b>TOTALS</b>		<b>9</b>	<b>4</b>	<b>3</b>	<b>1</b>	<b>5</b>	<b>0</b>	<b>0</b>	<b>0</b>	<b>0</b>	<b>0</b>	<b>0</b>	<b>44</b>	<b>44.4%</b>	<b>100.0%</b>	<b>4.9</b>

## OPPONENTS

Date	Opp	Poss	TD	PAT	2-Pt.	FG	MFG/ BFG	INT	FUM	DWNS/ Punt	HF	GM	PTS	TD%	SCORE PCT.	PTS/ POSS
9/11	at Chi.	2	2	1	0	0	0	0	0	0	0	0	13	100.0%	100.0%	6.5
9/18	Sea.	1	0	0	0	0	0	1	0	0	0	0	0	0.0%	0.0%	0.0
9/25	at Den.	1	1	0	0	0	0	0	0	0	0	0	6	100.0%	100.0%	6.0
10/3	LAR	3	0	0	0	3	0	0	0	0	0	0	9	0.0%	100.0%	3.0
10/9	at Car.	3	1	0	0	2	0	0	0	0	0	0	12	33.3%	100.0%	4.0
10/16	at Atl.	3	3	3	0	0	0	0	0	0	0	0	21	100.0%	100.0%	7.0
10/23	KC	5	4	4	0	0	1	0	0	0	0	0	28	80.0%	80.0%	5.6
10/30	at LAR	2	2	2	0	0	0	0	0	0	0	0	14	100.0%	100.0%	7.0
11/13	LAC	1	0	0	0	1	0	0	0	0	0	0	3	0.0%	100.0%	3.0
11/21	at Arz.	2	1	1	0	0	0	1	0	0	0	0	7	50.0%	50.0%	3.5
11/27	NO	2	0	0	0	0	0	0	1	1	0	0	0	0.0%	0.0%	0.0
12/4	Mia.	1	0	0	0	1	0	0	0	0	0	0	3	0.0%	100.0%	3.0
12/11	TB	2	1	1	0	0	0	0	0	1	0	0	7	50.0%	50.0%	3.5
12/15	at Sea.	1	1	1	0	0	0	0	0	0	0	0	7	100.0%	100.0%	7.0
12/24	Was.	3	2	2	0	0	0	0	0	1	0	0	14	66.7%	66.7%	4.7
1/1	at LV	4	2	2	0	1	0	0	0	1	0	0	17	50.0%	75.0%	4.3
1/8	Arz.	1	1	1	0	0	0	0	0	0	0	0	7	100.0%	100.0%	7.0
<b>TOTALS</b>		<b>37</b>	<b>21</b>	<b>18</b>	<b>0</b>	<b>8</b>	<b>1</b>	<b>2</b>	<b>1</b>	<b>4</b>	<b>0</b>	<b>0</b>	<b>168</b>	<b>56.8%</b>	<b>78.4%</b>	<b>4.5</b>

### POSTSEASON

Date	Opp	Poss	TD	PAT	2-Pt.	FG	MFG/ BFG	INT	FUM	DWNS/ Punt	HF	GM	PTS	TD%	SCORE PCT.	PTS/ POSS
1/14	Sea.	3	2	2	0	0	0	0	1	0	0	0	14	66.7%	66.7%	4.7
1/22	Dal.	3	1	0	0	1	0	1	0	0	0	0	9	33.3%	66.7%	3.0
1/29	at Phi.	6	4	4	0	1	0	0	0	0	0	1	31	66.7%	83.3%	5.2
<b>TOTALS</b>		<b>12</b>	<b>7</b>	<b>6</b>	<b>0</b>	<b>2</b>	<b>0</b>	<b>1</b>	<b>1</b>	<b>0</b>	<b>0</b>	<b>1</b>	<b>54</b>	<b>58.3%</b>	<b>75.0%</b>	<b>4.5</b>



# 2022 SAN FRANCISCO 49ERS BIG PLAYS

Rushes of 10–yards or more; Pass completions of 20–yards or more; Returns of 30–yards or more

## 9/11/22 AT CHICAGO

### 49ERS

Run	Pass	Ret.	Description
	31		Trey Lance to Brandon Aiyuk
16			Elijah Mitchell run
	20		Trey Lance to Ray–Ray McCloud III
11			Elijah Mitchell run
13			Trey Lance run
27			Deebo Samuel run
11			Deebo Samuel run
	44		Trey Lance to Jauan Jennings

### BEARS

Run	Pass	Ret.	Description
12			Khalil Herbert run
12			Justin Fields run
	51t		Justin Fields to Dante Pettis
	22		Justin Fields to Byron Pringle
10			Khalil Herbert run

## 9/18/22 VS. SEATTLE

### SEAHAWKS

Run	Pass	Ret.	Description
	27		Geno Smith to Tyler Lockett
		86t	Michael Jackson blocked field goal return

### 49ERS

Run	Pass	Ret.	Description
	25		Trey Lance to Brandon Aiyuk
20			Tyrion Davis–Price run
51			Deebo Samuel run
	38t		Jimmy Garoppolo to Ross Dwelley
13			Jeff Wilson Jr. run
16			Jeff Wilson Jr. run

## 9/25/22 AT DENVER

### 49ERS

Run	Pass	Ret.	Description
	20		Jimmy Garoppolo to Brandon Aiyuk
37			Jeff Wilson Jr. run
	32		Jimmy Garoppolo to Deebo Samuel
18			Jeff Wilson Jr. run
	24		Jimmy Garoppolo to Kyle Juszczyk

### BRONCOS

Run	Pass	Ret.	Description
	34		Russell Wilson to Courtland Sutton
16			Javonte Williams run
	22		Russell Wilson to Melvin Gordon III
	27		Russell Wilson to Kendall Hinton
12			Russell Wilson run

## 10/3/22 VS. LOS ANGELES RAMS

### RAMS

Run	Pass	Ret.	Description
11			Brandon Powell run

### 49ERS

Run	Pass	Ret.	Description
32t			Jeff Wilson Jr. run
	57t		Jimmy Garoppolo to Deebo Samuel
	20		Jimmy Garoppolo to George Kittle
	35		Jimmy Garoppolo to Kyle Juszczyk
	29		Jimmy Garoppolo to Deebo Samuel
	52t		Talanoa Hufanga INT return

## 10/9/22 AT CAROLINA

### 49ERS

Run	Pass	Ret.	Description
	20		Jimmy Garoppolo to George Kittle
41			Jeff Wilson Jr. run
	30		Jimmy Garoppolo to Tevin Coleman
	24		Jimmy Garoppolo to Brandon Aiyuk
14			Tevin Coleman run
		41t	Emmanuel Moseley INT return
14			Jeff Wilson Jr. run
	32		Jimmy Garoppolo to Jauan Jennings
16			Jeff Wilson Jr. run
23			Jeff Wilson Jr. run

### PANTHERS

Run	Pass	Ret.	Description
	32		Baker Mayfield to Robbie Anderson
19t			Christian McCaffrey run
	31		Baker Mayfield to Shi Smith
	27		Baker Mayfield to D.J. Moore
	22		PJ Walker to Shi Smith

# 2022 SAN FRANCISCO 49ERS BIG PLAYS

Rushes of 10–yards or more; Pass completions of 20–yards or more; Returns of 30–yards or more

## 10/16/22 AT ATLANTA

### 49ERS

Run	Pass	Ret.	Description
		35	Ray–Ray McCloud III punt return
	27		Jimmy Garoppolo to Deebo Samuel
	21		Jimmy Garoppolo to Deebo Samuel

### FALCONS

Run	Pass	Ret.	Description
	37		Marcus Mariota to Olamide Zaccheaus
15			Marcus Mariota run
	20		Marcus Mariota to Drake London
16			Caleb Huntley run
20			Marcus Mariota run

## 10/23/22 VS. KANSAS CITY

### CHIEFS

Run	Pass	Ret.	Description
	27		Patrick Mahomes to Travis Kelce
25t			Mecole Hardman run
	22		Patrick Mahomes to Travis Kelce
	40		Patrick Mahomes to Marquez Valdes–Scantling
		48	Isiah Pacheco kickoff return
16t			Clyde Edwards–Helaire run
	34		Patrick Mahomes to Jerick McKinnon
	57		Patrick Mahomes to Marquez Valdes–Scantling
	20		Patrick Mahomes to JuJu Smith–Schuster
17			Isiah Pacheco run
	45t		Patrick Mahomes to JuJu Smith–Schuster

### 49ERS

Run	Pass	Ret.	Description
10			Christian McCaffrey run
12			Jeff Wilson Jr. run
	22		Jimmy Garoppolo to Deebo Samuel
	21		Jimmy Garoppolo to Brandon Aiyuk
12			Christian McCaffrey run
	34		Jimmy Garoppolo to George Kittle
15			Jeff Wilson Jr. run
10			Jeff Wilson Jr. run
	20		Brock Purdy to Ray–Ray McCloud III
	22		Brock Purdy to Ray–Ray McCloud III

## 10/30/22 AT LOS ANGELES RAMS

### 49ERS

Run	Pass	Ret.	Description
	23		Jimmy Garoppolo to George Kittle
	34t		Christian McCaffrey to Brandon Aiyuk
		39	Ray–Ray McCloud III kickoff return
13			Christian McCaffrey run
25			Christian McCaffrey run
12			Jeff Wilson Jr. run
24			Christian McCaffrey run
	56		Jimmy Garoppolo to Ross Dwelley

### RAMS

Run	Pass	Ret.	Description
	20		Matthew Stafford to Cooper Kupp
	23		Matthew Stafford to Allen Robinson II
	23		Matthew Stafford to Cooper Kupp

## 11/13/22 VS. LOS ANGELES CHARGERS

### CHARGERS

Run	Pass	Ret.	Description
	32t		Justin Herbert to DeAndre Carter
	25		Justin Herbert to Josh Palmer
	33		Justin Herbert to DeAndre Carter
11			Justin Herbert run
12			Austin Ekeler run

### 49ERS

Run	Pass	Ret.	Description
	20		Jimmy Garoppolo to Brandon Aiyuk
	21		Jimmy Garoppolo to George Kittle
	33		Jimmy Garoppolo to Ray–Ray McCloud III
	21		Jimmy Garoppolo to Christian McCaffrey
15			Deebo Samuel run
12			Christian McCaffrey run
10			Elijah Mitchell run
	24		Jimmy Garoppolo to Brandon Aiyuk
12			Elijah Mitchell run

# 2022 SAN FRANCISCO 49ERS BIG PLAYS

Rushes of 10–yards or more; Pass completions of 20–yards or more; Returns of 30–yards or more

## 11/21/22 AT ARIZONA (MEXICO CITY)

### 49ERS

Run	Pass	Ret.	Description
20			Christian McCaffrey run
	39t		Jimmy Garoppolo to George Kittle
39t			Deebo Samuel run
19			Elijah Mitchell run
	32t		Jimmy Garoppolo to George Kittle

### CARDINALS

Run	Pass	Ret.	Description
	47		Colt McCoy to Greg Dortch
14			James Conner run
13			Keaontay Ingram run

## 11/27/22 VS. NEW ORLEANS

### SAINTS

Run	Pass	Ret.	Description
10			Andy Dalton run
	35		Andy Dalton to Rashid Shaheed
	20		Andy Dalton to Chris Olave

### 49ERS

Run	Pass	Ret.	Description
	20		Jimmy Garoppolo to Deebo Samuel
	27		Jimmy Garoppolo to Brandon Aiyuk
	20		Jimmy Garoppolo to Brandon Aiyuk
12			Elijah Mitchell run

## 12/4/22 VS. MIAMI

### DOLPHINS

Run	Pass	Ret.	Description
	75t		Tua Tagovailoa to Trent Sherfield
	45t		Tua Tagovailoa to Tyreek Hill

### 49ERS

Run	Pass	Ret.	Description
	23		Jimmy Garoppolo to Brandon Aiyuk
	33		Jimmy Garoppolo to Christian McCaffrey
11			Jordan Mason run
19			Jordan Mason run
30			Christian McCaffrey run

## 12/11/22 VS. TAMPA BAY

### BUCCANEERS

Run	Pass	Ret.	Description
	32		Tom Brady to Chris Godwin
		54	Deven Thompson kickoff return
	20		Tom Brady to Mike Evans

### 49ERS

Run	Pass	Ret.	Description
21			Christian McCaffrey run
13t			Deebo Samuel run
13			Christian McCaffrey run
13			Christian McCaffrey run
	27t		Brock Purdy to Christian McCaffrey
13			Christian McCaffrey run
	25		Brock Purdy to Brandon Aiyuk
	32t		Brock Purdy to Brandon Aiyuk
		36	Tashaun Gipson Sr. INT return
38t			Christian McCaffrey run
		30	Ray–Ray McCloud III kickoff return
10			Jordan Mason run
13			Jordan Mason run
18			Jordan Mason run

## 12/15/22 AT SEATTLE

### 49ERS

Run	Pass	Ret.	Description
23			Christian McCaffrey run
	28t		Brock Purdy to George Kittle
		40	Charvarius Ward fumble return
		39	Ray–Ray McCloud III kickoff return
	54t		Brock Purdy to George Kittle
11			Christian McCaffrey run
	28		Brock Purdy to Tyler Kroft
55			Jordan Mason run

### SEAHAWKS

Run	Pass	Ret.	Description
		31	Godwin Igwebuike kickoff return
		31	Godwin Igwebuike kickoff return
18			Geno Smith run
15			Kenneth Walker III run
	33		Geno Smith to Kenneth Walker III

# 2022 SAN FRANCISCO 49ERS BIG PLAYS

Rushes of 10–yards or more; Pass completions of 20–yards or more; Returns of 30–yards or more

## 12/24/22 VS. WASHINGTON

### COMMANDERS

Run	Pass	Ret.	Description
10			Brian Robinson Jr. run
	25		Taylor Heinicke to Jahan Dotson
	51		Taylor Heinicke to Terry McLaurin
	21		Carson Wentz to Jonathan Williams
	20t		Carson Wentz to Curtis Samuel

### 49ERS

Run	Pass	Ret.	Description
	25		Brock Purdy to George Kittle
71t			Ray–Ray McCloud III run
	34t		Brock Purdy to George Kittle
	33t		Brock Purdy to George Kittle
	54		Brock Purdy to Brandon Aiyuk

## 1/1/23 AT LAS VEGAS

### 49ERS

Run	Pass	Ret.	Description
11			Christian McCaffrey run
37			Christian McCaffrey run
16			Brandon Aiyuk run
14t			Christian McCaffrey run
	28		Brock Purdy to Jauan Jennings
	42		Brock Purdy to Ray–Ray McCloud III
	23		Brock Purdy to Brandon Aiyuk
	38		Brock Purdy to Christian McCaffrey
14t			Jordan Mason run
		56	Tashaun Gipson Sr. INT return

### RAIDERS

Run	Pass	Ret.	Description
	20		Jarrett Stidham to Foster Moreau
	24t		Jarrett Stidham to Darren Waller
	27		Jarrett Stidham to Davante Adams
10			Brandon Bolden run
	24		Jarrett Stidham to Darren Waller
11			Jarrett Stidham run
	60t		Jarrett Stidham to Davante Adams
	24		Jarrett Stidham to Darren Waller
	21		Jarrett Stidham to Foster Moreau
	21		Jarrett Stidham to Mack Hollins
	45		Jarrett Stidham to Davante Adams

## 1/8/23 VS. ARIZONA

### CARDINALS

Run	Pass	Ret.	Description
	77t		David Blough to A.J. Green
	23		David Blough to Trey McBride

### 49ERS

Run	Pass	Ret.	Description
	26		Brock Purdy to Kyle Juszczyk
13			Brock Purdy run
	21t		Brock Purdy to Christian McCaffrey
	22		Brock Purdy to Brandon Aiyuk
10			Christian McCaffrey run
	20		Brock Purdy to Brandon Aiyuk
	19		Christian McCaffrey run
	37		Elijah Mitchell run
	12		Tyrion Davis–Price run

## 1/14/23 VS. SEATTLE - NFC-WC

### SEAHAWKS

Run	Pass	Ret.	Description
		37	Godwin Igwebuike kickoff return
11			Geno Smith run
	50t		Geno Smith to DK Metcalf
	25		Geno Smith to DK Metcalf
	24		Geno Smith to Cade Johnson

### 49ERS

Run	Pass	Ret.	Description
22			Deebo Samuel run
68			Christian McCaffrey run
	23		Brock Purdy to Brandon Aiyuk
13			Brock Purdy run
	31		Brock Purdy to Brandon Aiyuk
	23		Brock Purdy to George Kittle
	21		Brock Purdy to Deebo Samuel
12			Christian McCaffrey run
	33		Brock Purdy to Jauan Jennings
	74t		Brock Purdy to Deebo Samuel
10			Christian McCaffrey run

# 2022 SAN FRANCISCO 49ERS BIG PLAYS

Rushes of 10–yards or more; Pass completions of 20–yards or more; Returns of 30–yards or more

## 1/22/23 VS. DALLAS - NFC-D

### COWBOYS

Run	Pass	Ret.	Description
10			Tony Pollard run
11			Dak Prescott run
		36	KaVontae Turpin kickoff return
46			Dak Prescott to CeeDee Lamb
		44	KaVontae Turpin kickoff return

### 49ERS

Run	Pass	Ret.	Description
	31		Brock Purdy to George Kittle
	21		Brock Purdy to Jauan Jennings
		53	Ray–Ray McCloud III kickoff return
	30		Brock Purdy to George Kittle
13			Elijah Mitchell run

## 1/29/23 AT PHILADELPHIA - NFC-C

### 49ERS

Run	Pass	Ret.	Description
16			Christian McCaffrey run
23t			Christian McCaffrey run
		42	Ray–Ray McCloud III kickoff return
22			Josh Johnson to George Kittle
		37	Deebo Samuel kickoff return

### EAGLES

Run	Pass	Ret.	Description
	29		Jalen Hurts to DeVonta Smith
17			Kenneth Gainwell run
13t			Miles Sanders run
10t			Boston Scott run
12			Jalen Hurts run
14			Jalen Hurts run
12			Kenneth Gainwell run

# THE LAST TIME ...

## TEAM TOTALS

### Won in Overtime

By 49ers:	1/1/23	49ers win at Las Vegas, 37–34
By Opponent:	11/11/19	Seahawks win vs. Seattle, 27–24
	1/22/12	Giants win vs. New York, 20–17 – NFC–C

### Won by Scoring in the Last Two Minutes of Regulation

By 49ers:	11/29/20	49ers win at Los Angeles Rams, 23–20 (last score at 0:00)
	1/22/22	49ers win at Green Bay, 13–10 (last score at 0:00) – NFC–D
By Opponent:	12/23/21	Titans win at Tennessee, 20–17 (last score at 0:04)
	1/30/22	Rams win at Los Angeles, 20–17 (last score at 1:46) – NFC–C

### Tied Game by Scoring in the Last Two Minutes of Regulation

By 49ers:	1/9/22	49ers win at Los Angeles Rams, 27–24 (OT) (tied game at 0:26)
By Opponent:	1/1/23	Raiders loss at Las Vegas, 34–37 (OT) (tied game at 1:11)

### Shutout

By 49ers:	11/27/22	49ers win vs. New Orleans, 13–0
	12/29/96	49ers win vs. Philadelphia, 14–0 – NFC–WC
By Opponent:	11/21/10	Buccaneers win vs. Tampa Bay, 21–0

### Won by 20–or–More Points

By 49ers:	1/8/23	49ers win vs. Arizona, 38–13
	1/29/95	49ers win at San Diego, 49–26 – SB XXIX
By Opponent:	10/23/22	Chiefs win vs. Kansas City, 44–23
	1/29/23	Eagles win at Philadelphia, 31–7 – NFC–C

### Won After Trailing by 20–or–More Points

By 49ers:	10/2/11	49ers win at Philadelphia, 24–23 (Eagles ahead 23–3 in 3rd Q)
	1/5/03	49ers win vs. New York, 39–38 (Giants ahead 38–14 in 3rd Q) – NFC–WC
By Opponent:	12/20/14	Chargers win vs. San Diego, 38–35 (OT) (49ers ahead 28–7 in 2nd Q)

### Held a 28–or–More Point Lead

By 49ers:	12/11/22	49ers win vs. Tampa Bay, 35–7 (49ers ahead 28–0 in 2nd Q)
	1/29/95	49ers win vs. San Diego, 49–26 (49ers ahead 49–18 in 4th Q) – SB XXIX
By Opponent:	11/5/20	Packers win vs. Green Bay, 34–17 (Packers ahead 34–3 in 4th Q)
	1/4/87	Giants win at New York, 49–3 (Giants ahead 49–3 in 4th Q) – NFC–D

### Held a 21–or–More Point Lead

By 49ers:	1/8/23	49ers win vs. Arizona, 38–13 (49ers ahead 38–13 in 4th Q)
	1/14/23	49ers win vs. Seattle, 41–23 (49ers ahead 41–17 in 4th Q) – NFC–WC
By Opponent:	10/23/22	Chiefs win vs. Kansas City, 44–23 (Chiefs ahead 44–23 in 4th Q)
	2/3/13	Ravens win vs. Baltimore, 34–31 (Ravens ahead 28–6 in 3rd Q) – SB XLVII

### Scored 20–or–More Points in a Quarter

By 49ers:	1/8/23	49ers win vs. Arizona, 38–13 (49ers ahead 38–13 in 4th Q)
	1/19/20	49ers win vs. Green Bay, 37–20 (20 points, 2nd Q) – NFC–C
By Opponent:	1/3/21	Seahawks win vs. Seattle, 26–23 (20 points, 4th Q)
	2/2/20	Chiefs win at Kansas City, 31–20 (21 points, 4th Q) – SB LIV

### Scored 20–or–More Points in a Half

By 49ers:	1/8/23	49ers win vs. Arizona, 38–13 (21 points, 1st half)
	1/14/23	49ers win vs. Seattle, 41–23 (25 points, 2nd half) – NFC–WC
By Opponent:	10/23/22	Chiefs win vs. Kansas City, 44–23 (30 points, 2nd half)
	2/29/23	Eagles win at Philadelphia, 31–7 (21 points, 1st half) – NFC–C

### Held Opponent without a Touchdown

By 49ers:	11/27/22	49ers win vs. New Orleans, 13–0
	12/29/96	49ers win vs. Philadelphia, 14–0 – NFC–WC
By Opponent:	10/20/19	Redskins loss at Washington, 0–9 (3 FGs)
	1/12/03	Buccaneers win at Tampa Bay, 31–6 (2 FGs) – NFC–D

### Touchdowns Scored by Offense and Defense

By 49ers:	12/4/22	49ers win vs. Miami, 33–17 (2 offense, 1 defense)
	1/3/98	49ers win vs. Minnesota, 38–22 (4 offense, 1 defense) – NFC–D
By Opponent:	10/16/22	Falcons win at Atlanta, 28–14 (3 offense, 1 defense)
	1/13/12	Packers loss vs. Green Bay, 31–45 (3 offense, 1 defense) – NFC–D

# THE LAST TIME ...

## TEAM TOTALS

### Touchdowns Scored by Offense, Defense and Special Teams

By 49ers:	10/4/09	49ers win vs. St. Louis, 35–0 (2 offense, 2 defense, 1 special teams)
By Opponent:	9/23/07	Steelers win at Pittsburgh, 37–16 (2 offense, 1 defense, 1 special teams)

### Safety Scored

By 49ers:	10/28/18	Penalty on Josh Rosen enforced in the end zone at Arizona
	2/3/13	<i>Sam Koch ran out of bounds in end zone, forced by Chris Culliver vs. Baltimore – SB XLVII</i>
By Opponent:	10/23/22	Frank Clark sacked Jimmy Garoppolo in the end zone vs. Kansas City

### Successful Two Point Conversion

By 49ers:	10/31/21	Jimmy Garoppolo pass to Brandon Aiyuk at Chicago
	1/14/23	<i>Brock Purdy pass to George Kittle vs. Seattle – NFC–WC</i>
By Opponent:	9/19/21	Kenneth Gainwell run at Philadelphia
	1/14/12	<i>Drew Brees pass to Darren Sproles vs. New Orleans – NFC–D</i>

### Failed Two Point Conversion Attempt

By 49ers:	10/24/21	Pass failed from Jimmy Garoppolo to Brandon Aiyuk vs. Indianapolis
	2/3/13	<i>Pass failed from Colin Kaepernick to Randy Moss vs. Baltimore – SB XLVII</i>
By Opponent:	12/24/22	Carson Wentz sacked vs. Washington
	1/14/23	<i>Pass failed from Geno Smith to DK Metcalf vs. Seattle – NFC–WC</i>

## OFFENSIVE TOTALS

### 500–or–More Total Net Yards of Offense

By 49ers:	12/8/19	49ers win at New Orleans, 48–46 (516; 162 rushing, 354 passing)
	1/14/23	<i>49ers win vs. Seattle, 41–23 (505; 181 rushing, 324 passing) – NFC–WC</i>
By Opponent:	1/1/23	Raiders loss at Las Vegas, 34–37 (OT) (500; 135 rushing, 365 passing)

### 400–or–More Total Net Yards of Offense

By 49ers:	1/1/23	49ers win at Las Vegas, 37–34 (OT) (454; 170 rushing, 284 passing)
	1/14/23	<i>49ers win vs. Seattle, 41–23 (505; 181 rushing, 324 passing) – NFC–WC</i>
By Opponent:	1/1/23	Raiders loss at Las Vegas, 34–37 (OT) (500; 135 rushing, 365 passing)
	1/20/13	<i>Falcons loss at Atlanta, 24–28 (477; 81 rushing, 396 passing) – NFC–C</i>

### 300–or–More Net Yards Rushing by Team

By 49ers:	12/20/14	49ers loss vs. Chargers, 35–38 (OT) (355)
	1/12/13	<i>49ers win vs. Green Bay, 45–31 (323) – NFC–D</i>
By Opponent:	10/16/16	Bills win at Buffalo, 45–16 (312)

### 200–or–More Net Yards Rushing by Team

By 49ers:	12/11/22	49ers win vs. Tampa Bay, 35–7 (209)
	1/19/20	<i>49ers win vs. Green Bay, 37–20 (285) – NFC–C</i>
By Opponent:	10/22/17	Cowboys win vs. Dallas, 40–10 (265)
	1/4/87	<i>Giants win at New York, 49–3 (216) – NFC–D</i>

### Individual 200–Yard Rushing Game

By 49ers:	9/20/09	Frank Gore (16–207–2 TDs) vs. Seattle
	1/19/20	<i>Raheem Mostert (29–220–4 TDs) vs. Green Bay – NFC–C</i>
By Opponent:	11/22/15	Thomas Rawls (30–209–1 TD) at Seattle

### Individual 150–Yard Rushing Game

By 49ers:	12/26/20	Jeff Wilson Jr. (22–183) at Arizona
	1/19/20	<i>Raheem Mostert (29–220–4 TDs) vs. Green Bay – NFC–C</i>
By Opponent:	11/5/17	Adrian Peterson (37–159) vs. Arizona
	1/4/87	<i>Joe Morris (24–159–2 TDs) at New York Giants – NFC–D</i>

### Individual 100–Yard Rushing Game

By 49ers:	1/1/23	Christian McCaffrey (19–121–1 TD) at Las Vegas
	1/14/23	<i>Christian McCaffrey (15–119) vs. Seattle – NFC–WC</i>
By Opponent:	10/31/21	Justin Fields (10–103–1 TD) at Chicago
	2/2/20	<i>Damien Williams (17–104–1 TD) at Kansas City – SB LIV</i>

### Two 100–Yard Rushers in the Same Game

By 49ers:	12/20/14	Frank Gore (26–158–1 TD) & Colin Kaepernick (7–151–1 TD) vs. San Diego
	1/12/13	<i>Colin Kaepernick (16–181–2 TDs) and Frank Gore (23–119–1 TD) vs. Green Bay – NFC–D</i>
By Opponent:	11/8/53	Skeets Quinlan (11–119) & Tank Younger (12–101–1 TD) at Los Angeles Rams

# THE LAST TIME ...

## OFFENSIVE TOTALS

### Consecutive 100–Yard Rushing Games

By 49ers:	12/11/22–12/15/22 1/19/14–1/19/20	Christian McCaffrey (14–119–1 TD) vs. Tampa Bay; Christian McCaffrey (26–108–1 TD) at Seattle <i>Colin Kaepernick (11–130) at Seattle – NFC–C; Tevin Coleman (22–105–2 TDs) vs. Minnesota – NFC–D; Raheem Mostert (29–220–4 TDs) vs. Green Bay – NFC–C</i>
By Opponent:	10/24/21–10/31/21 12/31/83–1/8/84	Jonathan Taylor (18–107–1 TD) vs. Indianapolis; Justin Fields (10–103–1 TD) at Chicago <i>Billy Sims (20–114–2 TDs) vs. Detroit – NFC–D; John Riggins (36–123–2 TDs) at Washington – NFC–C</i>

### Combined 200–Yard Rushing by Two Players

By 49ers:	12/26/20 1/19/20	201 by Jeff Wilson Jr. (22–183) and C.J. Beathard (3–18) at Arizona <i>263 by Raheem Mostert (29–220–4 TDs) and Deebo Samuel (2–43) vs. Green Bay – NFC–C</i>
By Opponent:	10/22/17	208 by Ezekiel Elliott (26–147–2 TDs) and Rod Smith (8–61) vs. Dallas

### Individual with 30–or–More Carries

By 49ers:	10/30/11	Frank Gore (31–134) vs. Cleveland
By Opponent:	11/5/17 1/8/84	Adrian Peterson (37–159) vs. Arizona <i>John Riggins (36–123) at Washington – NFC–C</i>

### Individual with 25–or–More Carries

By 49ers:	12/15/22 1/16/22	Christian McCaffrey (26–108–1 TD) at Seattle <i>Elijah Mitchell (27–96–1 TD) at Dallas – NFC–WC</i>
By Opponent:	11/11/19 1/5/03	Chris Carson (25–89–1 TD) vs. Seattle <i>Tiki Barber (26–115) vs. New York Giants – NFC–WC</i>

### Rushing Play of 80–or–More Yards

By 49ers:	9/20/20 1/1/89	80t, Raheem Mostert at New York Jets <i>80t, Roger Craig vs. Minnesota – NFC–D</i>
By Opponent:	12/9/07	84t, Chester Taylor vs. Minnesota

### Rushing Play of 60–or–More Yards

By 49ers:	12/24/22 1/14/23	71t, Ray–Ray McCloud III vs. Washington <i>68, Christian McCaffrey vs. Seattle – NFC–WC</i>
By Opponent:	12/5/21	73t, Travis Homer at Seattle

### Rushing Play of 40–or–More Yards

By 49ers:	12/24/22 1/14/23	71t, Ray–Ray McCloud III vs. Washington <i>68, Christian McCaffrey vs. Seattle – NFC–WC</i>
By Opponent:	12/5/21 1/19/14	73t, Travis Homer at Seattle <i>40t, Marshawn Lynch at Seattle – NFC–C</i>

### Individual with Two–or–More Rushing Touchdowns

By 49ers:	1/8/23 1/19/20	Elijah Mitchell (5–55–2 TDs) vs. Arizona <i>Raheem Mostert (29–220–4 TDs) vs. Green Bay – NFC–C</i>
By Opponent:	11/7/21 1/29/23	James Conner (21–96–2 TDs) vs. Arizona <i>Miles Sanders (11–42–2 TDs) at Philadelphia – NFC–C</i>

### 400 Net Yards Passing by Team

By 49ers:	11/17/19	49ers win vs. Arizona, 36–26 (408)
By Opponent:	10/23/22 1/14/12	Chiefs win vs. Kansas City, 44–23 (417) <i>Saints loss vs. New Orleans, 32–36 (435) – NFC–D</i>

### 300 Net Yards Passing by Team

By 49ers:	10/23/22 1/14/23	49ers loss vs. Kansas City, 23–44 (343) <i>49ers win vs. Seattle, 41–23 (324) – NFC–WC</i>
By Opponent:	1/1/23 1/30/22	Raiders loss at Las Vegas, 34–37 (OT) (365) <i>Rams win at Los Angeles, 20–17 (326) – NFC–C</i>

### Individual with 50–or–More Pass Attempts

By 49ers:	10/7/18 1/6/96	C.J. Beathard (54–34–349–2 INTs–2 TDs) vs. Arizona <i>Steve Young (65–32–328–2 INTs–0 TDs) vs. Green Bay – NFC–D</i>
By Opponent:	12/11/22 1/22/12	Tom Brady (55–34–253–2 INTs–1 TD) vs. Tampa Bay <i>Eli Manning (58–32–316–0 INTs–2 TDs) vs. New York Giants – NFC–C</i>

### Individual with 40–or–More Pass Attempts

By 49ers:	10/16/22 1/14/12	Jimmy Garoppolo (41–29–296–2 INTs–2 TDs) at Atlanta <i>Alex Smith (42–24–299–0 INTs–3 TDs) vs. New Orleans – NFC–D</i>
By Opponent:	12/15/22 1/30/22	Geno Smith (44–31–238–0 INTs–1 TD) at Seattle <i>Matthew Stafford (45–31–337–1 INT–2 TDs) at Los Angeles Rams – NFC–C</i>



# THE LAST TIME ...

## OFFENSIVE TOTALS

### Individual with 30-or-More Pass Completions

By 49ers:	11/17/19 1/6/96	Jimmy Garoppolo (45-34-424-2 INTs-4 TDs) vs. Arizona <i>Steve Young (65-32-328-2 INTs-0 TD) vs. Green Bay - NFC-D</i>
By Opponent:	12/15/22 1/30/22	Geno Smith (44-31-238-0 INTs-1 TD) at Seattle <i>Matthew Stafford (45-31-337-1 INT-2 TDs) at Los Angeles Rams - NFC-C</i>

### Individual with 25-or-More Pass Completions

By 49ers:	12/4/22 1/5/03	Brock Purdy (37-25-210-1 INT-2 TDs) vs. Miami <i>Jeff Garcia (44-27-331-1 INT-3 TDs) vs. New York Giants - NFC-WC</i>
By Opponent:	12/15/22 1/14/23	Geno Smith (44-31-238-0 INTs-1 TD) at Seattle <i>Geno Smith (35-25-253-1 INT-2 TDs) vs. Seattle - NFC-WC</i>

### No Sacks Allowed

By 49ers:	1/1/23 1/30/22	49ers win at Las Vegas, 37-34 (OT) (35 attempts - Brock Purdy) <i>49ers loss at Los Angeles Rams, 17-20 (30 attempts - Jimmy Garoppolo) - NFC-C</i>
By Opponent:	1/1/23 1/7/95	Raiders loss at Las Vegas, 34-37 (OT) (34 attempts - Jarrett Stidham) <i>Bears loss vs. Chicago, 15-44 (19 attempts - Steve Walsh) - NFC-D</i>

### Individual 300-Yard Passing Game

By 49ers:	10/23/22 1/14/23	Jimmy Garoppolo (37-25-303-1 INT-2 TDs) vs. Kansas City <i>Brock Purdy (30-18-332-0 INTs-3 TDs) vs. Seattle - NFC-WC</i>
By Opponent:	1/1/23 1/30/22	Jarrett Stidham (34-23-365-2 INTs-3 TDs) at Las Vegas <i>Matthew Stafford (45-31-337-1 INT-2 TDs) at Los Angeles Rams - NFC-C</i>

### Consecutive 300-Yard Passing Games

By 49ers:	10/31/21-11/7/21	Jimmy Garoppolo (28-17-322-0 INTs-0 TDs) at Chicago; Jimmy Garoppolo (40-28-326-1 INT-2 TDs) vs. Arizona
By Opponent:	9/16/18-9/23/18 1/14/12-1/22/12	Matthew Stafford (53-34-347-0 INTs-3 TDs) vs. Detroit; Patrick Mahomes (38-24-314-0 INTs-3 TDs) at Kansas City <i>Drew Brees (63-40-462-2 INTs-4 TDs) vs. New Orleans - NFC-D; Eli Manning (58-32-316-0 INTs-2 TDs) vs. New York Giants - NFC-C</i>

### Individual with Four-or-More Touchdown Passes

By 49ers:	11/21/22 1/29/95	Jimmy Garoppolo (29-20-228-0 INTs-4 TDs) at Arizona <i>Steve Young (36-24-325-0 INTs-6 TDs) at San Diego - SB XXIX</i>
By Opponent:	12/7/20 1/14/12	Josh Allen (40-32-375-0 INTs-4 TDs) vs. Buffalo <i>Drew Brees (63-40-462-2 INTs-4 TDs) vs. New Orleans - NFC-D</i>

### Individual with Three-or-More Touchdown Passes

By 49ers:	1/8/23 1/14/23	Brock Purdy (20-15-178-0 INTs-3 TDs) vs. Arizona <i>Brock Purdy (30-18-332-0 INTs-3 TDs) vs. Seattle - NFC-WC</i>
By Opponent:	1/1/23 2/3/13	Jarrett Stidham (34-23-365-2 INTs-3 TDs) at Las Vegas <i>Joe Flacco (33-22-287-0 INTs-3 TDs) vs. Baltimore - SB XLVII</i>

### Individual with 10-or-More Receptions

By 49ers:	12/12/21 1/6/96	George Kittle (13-151-1 TD) at Cincinnati <i>Jerry Rice (11-117) vs. Green Bay - NFC-D</i>
By Opponent:	10/3/22 1/22/23	Tyler Higbee (10-73) & Cooper Kupp (14-122) vs. Los Angeles Rams <i>CeeDee Lamb (10-117) vs. Dallas - NFC-D</i>

### Individual with 150-Yard Receiving Game

By 49ers:	12/23/21 1/14/12	Deebo Samuel (9-159) at Tennessee <i>Vernon Davis (7-180-2 TDs) vs. New Orleans - NFC-D</i>
By Opponent:	1/1/23 1/20/13	Davante Adams (7-153-2 TDs) at Las Vegas <i>Julio Jones (11-182-2 TDs) at Atlanta - NFC-C</i>

### Individual with 100-Yard Receiving Game

By 49ers:	1/1/23 1/14/23	Brandon Aiyuk (9-101-1 TD) at Las Vegas <i>Deebo Samuel (6-133-1 TD) vs. Seattle - NFC-WC</i>
By Opponent:	1/1/23 1/22/23	Davante Adams (7-153-2 TDs) at Las Vegas <i>CeeDee Lamb (10-117) vs. Dallas - NFC-D</i>

### Two 100-Yard Receivers in the Same Game

By 49ers:	10/7/12 2/3/13	Michael Crabtree (6-113-1 TD) & Vernon Davis (5-106) vs. Buffalo <i>Michael Crabtree (5-109-1 TD) &amp; Vernon Davis (6-104) vs. Baltimore - SB XLVII</i>
By Opponent:	10/23/22 1/30/22	JuJu Smith-Schuster (7-124-1 TD) & Marquez Valdes-Scantling (3-111) vs. Kansas City <i>Cooper Kupp (11-142-2 TDs) &amp; Odell Beckham Jr. (9-113) at Los Angeles Rams - NFC-C</i>

# THE LAST TIME ...

## OFFENSIVE TOTALS

### Consecutive 100–Yard Receiving Games

By 49ers:	12/24/22–1/1/23 1/14/12–1/12/14	George Kittle (6–120–2 TDs) vs. Washington; Brandon Aiyuk (9–101–1 TD) at Las Vegas Vernon Davis (7–180–2 TDs) vs. New Orleans – NFC–D; Vernon Davis (3–112–2 TDs) vs. New York Giants – NFC–C; Michael Crabtree (9–119–2 TDs) vs. Green Bay – NFC–D; Vernon Davis (5–106– 1 TD) at Atlanta – NFC–C; Michael Crabtree (5–109–1 TD) & Vernon Davis (6–104) vs. Baltimore – SB XLVII; Michael Crabtree (8–125) at Green Bay – NFC–WC; Anquan Boldin (8–136) at Carolina – NFC–D
By Opponent:	9/19/21–9/26/21 1/22/22–1/22/23	Quez Watkins (2–117) at Philadelphia; Davante Adams (12–132–1 TD) vs. Green Bay Aaron Jones (9–129) at Green Bay – NFC–D; Cooper Kupp (11–142–2 TDs) & Odell Beckham Jr. (9–113) at Los Angeles Rams – NFC–C; DK Metcalf (10–136–2 TDs) vs. Seattle – NFC–WC; CeeDee Lamb (10–117) vs. Dallas – NFC–D

### Pass Play of 80–or–More Yards

By 49ers:	10/31/21	83, Jimmy Garoppolo to Deebo Samuel at Chicago
By Opponent:	9/19/21	91, Jalen Hurts to Quez Watkins at Philadelphia

### Pass Play of 60–or–More Yards

By 49ers:	10/31/21 1/14/23	83, Jimmy Garoppolo to Deebo Samuel at Chicago 74t, Brock Purdy to Deebo Samuel vs. Seattle – NFC–WC
By Opponent:	1/8/23 1/22/22	77t, David Blough to A.J. Green vs. Arizona 75, Aaron Rodgers to Aaron Jones at Green Bay – NFC–D

### Pass Play of 40–or–More Yards

By 49ers:	1/1/23 1/14/23	42, Brock Purdy to Ray–Ray McCloud III at Las Vegas 74t, Brock Purdy to Deebo Samuel vs. Seattle – NFC–WC
By Opponent:	1/8/23 1/22/23	77t, David Blough to A.J. Green vs. Arizona 46, Dak Prescott to CeeDee Lamb vs. Dallas – NFC–D

### Individual with Three–or–More Touchdown Receptions

By 49ers:	10/25/09 1/29/95	Vernon Davis (7–93–3 TDs) at Houston Jerry Rice (10–149–3 TDs) at San Diego – SB XXIX
By Opponent:	9/14/14 1/5/03	Brandon Marshall (5–48–3 TDs) vs. Chicago Amani Toomer (8–136–3 TDs) vs. New York Giants – NFC–WC

### Individual with Two–or–More Touchdown Receptions

By 49ers:	1/8/23 1/12/13	George Kittle (4–29–2 TDs) vs. Arizona Michael Crabtree (9–119–2 TDs) vs. Green Bay – NFC–D
By Opponent:	1/1/23 1/14/23	Davante Adams (7–153–2 TDs) at Las Vegas DK Metcalf (10–136–2 TDs) vs. Seattle – NFC–WC

### Led Team in Both Rushing and Receiving Yards in the Same Game

By 49ers:	12/4/22 1/30/22	Christian McCaffrey (17–66 rushing, 8–80–1 TD receiving) vs. Miami Deebo Samuel (7–26 rushing, 4–72–1 TD receiving) at Los Angeles Rams – NFC–C
By Opponent:	10/22/17 1/22/22	Ezekiel Elliott (26–147–2 TDs rushing, 1–72–1 TD receiving) vs. Dallas Aaron Jones (12–41 rushing, 9–129 receiving) at Green Bay – NFC–D

### 100–Yard Rusher & Receiver in the Same Game

By 49ers:	1/1/23 1/14/23	Christian McCaffrey (19–121–1 TD) & Brandon Aiyuk (9–101–1 TD) at Las Vegas Christian McCaffrey (15–119) & Deebo Samuel (6–133–1 TD) vs. Seattle – NFC–WC
By Opponent:	10/24/21 2/2/20	Jonathan Taylor (18–107–1 TD) & Michael Pittman Jr. (4–105–1 TD) vs. Indianapolis Damien Williams (17–104–1 TD) & Tyreek Hill (9–105) at Kansas City – SB LIV

### 100–Yard Rusher, 100–Yard Receiver & 300–Yard Passer in the Same Game

By 49ers:	10/31/21 1/14/23	Elijah Mitchell (18–137–1 TD), Deebo Samuel (6–171) & Jimmy Garoppolo (28–17–322–0 INTs–0 TDs) at Chicago Christian McCaffrey (15–119), Deebo Samuel (6–133–1 TD) & Brock Purdy (30–18–332–0 INTs–3 TDs) vs. Seattle – NFC–WC
By Opponent:	9/18/16 1/5/03	Fozzy Whittaker (16–100), Kelvin Benjamin (7–108–2 TDs), Greg Olsen (5–122–1 TD) & Cam Newton (40–24–353–1 INT– 4 TDs) at Carolina Tiki Barber (26–115–1 TD), Amani Toomer (8–136–3 TDs) & Kerry Collins (43–29–342–1 INT–4 TDs) vs. New York Giants – NFC–WC

### Individual with at Least One Rushing and One Receiving Touchdown in the Same Game

By 49ers:	12/11/22 1/29/95	Christian McCaffrey (14–119–1 TD rushing, 2–34–1 TD receiving) vs. Tampa Bay Ricky Watters (15–47–1 TD rushing, 3–61–2 TDs receiving) at San Diego – SB XXIX
By Opponent:	10/23/22 2/2/20	Mecole Hardman (2–28–2 TDs rushing, 4–32–1 TD receiving) vs. Kansas City Damien Williams (17–104–1 TD rushing, 4–29–1 TD receiving) at Kansas City – SB LIV

# THE LAST TIME ...

## OFFENSIVE TOTALS

### Individual with at Least One Rushing Touchdown and One Touchdown Pass in the Same Game

By 49ers:	12/11/22	Brock Purdy (21–16–185–0 INTs–2 TD passing, 2–3–1 TD rushing) vs. Tampa Bay
	1/14/23	<i>Brock Purdy (30–18–332–0 INTs–3 TD passing, 4–16–1 TD rushing) vs. Seattle – NFC–WC</i>
By Opponent:	10/30/22	Matthew Stafford (33–22–187–0 INTs–1 TD passing, 2––1–1 TD rushing) at Los Angeles Rams
	2/2/20	<i>Patrick Mahomes (42–26–286–2 INTs–2 TDs passing, 9–29–1 TD rushing) at Kansas City – SB LIV</i>

### No Turnovers

By 49ers:	1/8/23	49ers win vs. Arizona, 38–13
	1/14/23	<i>49ers win vs. Seattle, 41–23 – NFC–WC</i>
By Opponent:	10/30/22	Rams loss at Los Angeles Rams, 31–14
	1/29/23	<i>Eagles win at Philadelphia, 31–7 – NFC–C</i>

### Touchdown Scored on First Drive

By 49ers:	1/8/23	49ers win vs. Arizona, 38–13
	1/16/22	<i>49ers win at Dallas, 23–17 – NFC–WC</i>
By Opponent:	1/8/23	Cardinals loss vs. Arizona, 38–13
	1/29/23	<i>Eagles win at Philadelphia, 31–7 – NFC–C</i>

## DEFENSIVE TOTALS

### Held Opponent Under 200 Net Yards of Total Offense

By 49ers:	12/13/20	49ers loss vs. Washington, 15–23 (193; 98 rushing, 95 passing)
	1/11/20	<i>49ers win vs. Minnesota, 27–10 (147; 21 rushing, 126 passing) – NFC–D</i>
By Opponent:	12/4/16	Bears win at Chicago, 26–6 (147; 141 rushing, 6 passing)
	1/29/23	<i>Eagles win at Philadelphia, 31–7 (164; 81 rushing, 83 passing) – NFC–C</i>

### Held Opponent Under 300 Net Yards of Total Offense

By 49ers:	1/8/23	49ers win vs. Arizona, 38–13 (255; 61 rushing, 194 passing)
	1/29/23	<i>49ers loss at Philadelphia, 7–31 (269; 148 rushing, 121 passing) – NFC–C</i>
By Opponent:	9/25/22	Broncos win at Denver, 11–10 (261; 101 rushing, 160 passing)
	1/29/23	<i>Eagles win at Philadelphia, 31–7 (164; 81 rushing, 83 passing) – NFC–C</i>

### Held Opponent Under 50 Yards Rushing

By 49ers:	12/4/22	49ers win vs. Miami, 33–17 (33)
	1/11/20	<i>49ers win vs. Minnesota, 27–10 (21) – NFC–D</i>
By Opponent:	11/7/21	Cardinals win vs. Arizona, 31–17 (39)
	1/11/98	<i>Packers win vs. Green Bay, 23–10 (33) – NFC–C</i>

### Held Opponent Under 75 Yards Rushing

By 49ers:	1/8/23	49ers win vs. Arizona, 38–13 (61)
	1/22/22	<i>49ers win at Green Bay, 13–10 (67) – NFC–D</i>
By Opponent:	10/16/22	Falcons win at Atlanta, 28–14 (50)
	1/30/22	<i>Rams win at Los Angeles, 20–17 (50) – NFC–C</i>

### Held Opponent Under 100 Yards Rushing

By 49ers:	1/8/23	49ers win vs. Arizona, 38–13 (61)
	1/22/23	<i>49ers win vs. Dallas, 19–12 (76) – NFC–D</i>
By Opponent:	11/27/22	Saints loss vs. New Orleans, 0–13 (96)
	1/29/23	<i>Eagles win at Philadelphia, 31–7 (81) – NFC–C</i>

### Held Opponent Under 100 Net Yards Passing

By 49ers:	12/13/20	49ers loss vs. Washington, 15–23 (95)
	1/4/97	<i>49ers loss at Green Bay, 14–35 (71) – NFC–D</i>
By Opponent:	9/17/17	Seahawks win at Seattle, 12–9 (89)
	1/29/23	<i>Eagles win at Philadelphia, 31–7 (83) – NFC–C</i>

### Held Opponent Under 150 Net Yards Passing

By 49ers:	10/16/22	49ers loss at Atlanta, 14–28 (121)
	1/29/23	<i>49ers loss at Philadelphia, 7–31 (121) – NFC–C</i>
By Opponent:	1/8/23	Cardinals loss vs. Arizona, 13–38 (142)
	1/29/23	<i>Eagles win at Philadelphia, 31–7 (83) – NFC–C</i>

### Interception Return for a Touchdown

By 49ers:	10/9/22	Emmanuel Moseley, 41 (QB Baker Mayfield) at Carolina
	1/3/98	<i>Ken Norton, 23 (QB Randall Cunningham) vs. Minnesota – NFC–D</i>
By Opponent:	12/13/20	Kamren Curl, 76 (QB Nick Mullens) vs. Washington
	1/12/13	<i>Sam Shields, 52 (QB Colin Kaepernick) vs. Green Bay – NFC–D</i>

# THE LAST TIME ...

## DEFENSIVE TOTALS

### Individual with Three-or-More Interceptions

By 49ers: 10/8/06 Walt Harris (1–Andrew Walter, 2–Marcus Tuiasosopo) vs. Oakland  
By Opponent: 11/20/77 Bill Simpson (1–Scott Bull, 2–Jim Plunkett) vs. Los Angeles Rams

### Individual with Two-or-More Interceptions

By 49ers: 1/8/23 Tashuan Gipson Sr. (2 – QB David Blough) vs. Arizona  
1/15/95 *Eric Davis* (2 – QB Troy Aikman) vs. Dallas – NFC–C  
By Opponent: 12/30/18 Cory Littleton (2 – QB Nick Mullens) at Los Angeles Rams  
1/9/99 *William White* (2 – QB Steve Young) at Atlanta – NFC–D

### Seven-or-More Sacks by Team

By 49ers: 10/3/22 49ers win vs. Los Angeles Rams, 24–9 (7)  
1/6/85 *49ers win vs. Chicago, 23–0 (9) – NFC–C*  
By Opponent: 10/21/18 Rams win vs. Los Angeles Rams, 39–10 (7)

### Six-or-More Sacks by Team

By 49ers: 10/9/22 49ers win at Carolina, 37–15 (6)  
1/11/20 *49ers win vs. Minnesota, 27–10 (6) – NFC–D*  
By Opponent: 12/21/19 Rams loss vs. Los Angeles, 31–34 (6)

### Five-or-More Sacks by Team

By 49ers: 10/9/22 49ers win at Carolina, 37–15 (6)  
1/22/22 *49ers win at Green Bay, 13–10 (5) – NFC–D*  
By Opponent: 10/23/22 Chiefs win vs. Kansas City, 44–23 (5)

### Individual with Three-or-More Sacks

By 49ers: 12/4/22 Nick Bosa (3.0 of QB Tua Tagovailoa) vs. Miami  
1/9/93 *Pierce Holt* (3.0 of QB Mark Rypien) vs. Washington – NFC–D  
By Opponent: 11/7/21 Markus Golden (3.0 of QB Jimmy Garoppolo) vs. Arizona  
1/17/93 *Tony Casillas* (3.0 of QB Steve Young) vs. Dallas – NFC–C

### Individual with Two-or-More Sacks

By 49ers: 12/24/22 Nick Bosa (2.0 of QB Taylor Heinicke) vs. Washington  
1/22/22 *Charles Omenihu* (2.0 of QB Geno Smith) vs. Seattle – NFC–WC  
By Opponent: 1/8/23 J.J. Watt (2.0 of QB Brock Purdy) vs. Arizona  
1/29/23 *Haason Reddick* (1.0 of QB Brock Purdy & 1.0 of QB Josh Johnson) at Philadelphia – NFC–C

### Fumble Recovered for Touchdown

By 49ers: 12/4/22 Dre Greenlaw recovered a Tua Tagovailoa fumble and returned it 23 yards vs. Miami  
12/26/71 *Bob Hoskins* recovered a Bruce Gossett fumble in end zone vs. Washington – NFC–D  
By Opponent: 10/16/22 Jaylinn Hawkins recovered an A.J. Terrell fumble in end zone at Atlanta  
1/4/97 *Antonio Freeman* recovered an Edgar Bennet fumble in end zone at Green Bay – NFC–D

## SPECIAL TEAMS TOTALS

### Kickoff Return for a Touchdown

By 49ers: 12/16/18 Richie James, 97 yards vs. Seattle  
1/11/98 *Chuck Levy*, 95 yards vs. Green Bay – NFC–C  
By Opponent: 11/28/21 Kene Nwangwu, 99 yards vs. Minnesota  
2/3/13 *Jacoby Jones*, 108 yards vs. Baltimore – SB XLVII

### Kickoff Return for a Touchdown on the Opening Kickoff

By 49ers: 11/10/08 Allen Rossum, 104 yards at Arizona  
12/23/72 *Vic Washington*, 97 yards vs. Dallas – NFC–D  
By Opponent: (could not find an instance when it occurred)

### Punt Return for a Touchdown

By 49ers: 9/11/11 Ted Ginn Jr., 55 yards vs. Seattle  
By Opponent: 12/3/17 Tarik Cohen, 61 yards at Chicago  
1/4/97 *Desmond Howard*, 71 yards at Green Bay – NFC–D

# THE LAST TIME ...

## SPECIAL TEAMS TOTALS

### Blocked Punt Recovered for Touchdown

By 49ers: 10/3/10 Taylor Mays recovered Michael Koenen's punt (blocked by Dominique Zeigler) in the end zone at Atlanta  
1/22/22 *Talanoa Hufanga recovered Corey Bojorquez's punt (blocked by Jordan Willis) and returned it 6 yds. at Green Bay – NFC–D*  
By Opponent: 9/28/14 Brad Smith recovered Andy Lee's punt (blocked by Trey Burton) in the end zone vs. Philadelphia

### Blocked Punt

By 49ers: 9/14/14 Aaron Lynch blocked Patrick O'Donnell's punt vs. Chicago  
1/22/22 *Jordan Willis blocked Corey Bojorquez's punt at Green Bay – NFC–D*  
By Opponent: 9/13/20 Ezekiel Turner blocked Mitch Wishnowsky's punt vs. Arizona  
12/16/71 *Jon Jaqua blocked Steve Spurrier's punt vs. Washington – NFC–D*

### Blocked PAT

By 49ers: 10/18/20 Dion Jordan blocked a PAT attempt by Samuel Sloman vs. Los Angeles Rams  
1/22/23 *Samson Ebukam blocked a PAT attempt by Brett Maher vs. Dallas – NFC–D*  
By Opponent: 12/24/17 Jalen Myrick blocked a PAT attempt by Robbie Gould vs. Jacksonville

### Missed (not blocked) PAT

By 49ers: 11/13/22 Robbie Gould vs. Los Angeles Chargers  
By Opponent: 1/8/23 Matt Prater vs. Arizona

### Blocked Field Goal

By 49ers: 9/19/21 Javon Kinlaw blocked a 47-yard attempt by Jake Elliott at Philadelphia  
1/22/22 *Jimmie Ward blocked a 39-yard attempt by Mason Crosby at Green Bay – NFC–D*  
By Opponent: 10/9/22 Yetur Gross-Matos blocked a 43-yard attempt by Robbie Gould at Carolina

### Blocked Field Goal returned for a TD

By 49ers: 9/27/09 Nate Clements, 59-yard return after Ray McDonald blocked a 44-yard attempt by Ryan Longwell at Minnesota  
By Opponent: 9/18/22 Michael Jackson, 86-yard return after Tariq Woolen blocked a 20-yard attempt by Robbie Gould vs. Seattle

### Individual with Five-or-More Field Goals

By 49ers: 12/17/17 Robbie Gould (6–6) vs. Tennessee  
By Opponent: 10/11/20 Jason Sanders (5–5) vs. Miami  
1/20/91 *Matt Bahr (5–6) vs. New York Giants – NFC–C*

### Individual with Four-or-More Field Goals

By 49ers: 12/4/22 Robbie Gould (4–4) vs. Miami  
1/22/23 *Robbie Gould (4–4) vs. Dallas – NFC–D*  
By Opponent: 10/11/20 Jason Sanders (5–5) vs. Miami  
1/20/91 *Matt Bahr (5–6) vs. New York Giants – NFC–C*

### Individual with Three-or-More Field Goals

By 49ers: 1/1/23 Robbie Gould (3–4) at Las Vegas  
1/22/23 *Robbie Gould (4–4) vs. Dallas – NFC–D*  
By Opponent: 10/9/22 Eddy Piñeiro (3–4) at Carolina  
1/19/14 *Steven Hauschka (3–3) at Seattle – NFC–C*

### Successful Onsides Kick

By 49ers: 9/21/17 Robbie Gould kick recovered by Raheem Mostert vs. Los Angeles Rams (4th Q)  
By Opponent: 9/12/21 Austin Seibert kick recovered by Godwin Igwebuike at Detroit (4th Q)

### Failed Onsides Kick Attempt

By 49ers: 10/3/21 Mitch Wishnowsky kick recovered by Freddie Swain vs. Seattle (4th Q)  
By Opponent: 12/24/22 Joey Slye kick downed by Khaleke Hudson vs. Washington (4th Q)  
1/14/23 *Jason Myers kick recovered by Christian McCaffrey vs. Seattle (4th Q) – NFC–WC*

# National Football League Game Summary

NFL Copyright © 2023 by The National Football League. All rights reserved. This summary and play-by-play is for the express purpose of assisting media in their coverage of the game; any other use of this material is prohibited without the written permission of the National Football League.

Date: Saturday, 8/19/2023

## Denver Broncos at San Francisco 49ers

Start Time: 5:35 PM PDT

at Levi's Stadium, Santa Clara, CA

### Game Day Weather

Game Weather: Sunny  
Open Stadium on Natural Grass

Temp: 81° F (27.2° C) Humidity: 65%, Wind: NW 12 mph  
Outdoor Weather: 81

### Officials

Referee: Kemp, Alex (55) Umpire: Morton, Mike (89) Down Judge: Short, Danny (113)  
Line Judge: Baynes, Rusty (59) Field Judge: Petty, Sean (28) Side Judge: Coleman, James (95)  
Back Judge: Helverson, Scott (93) Replay Official: Chase, Mike (0)

### Lineups

Denver Broncos			San Francisco 49ers				
Offense		Defense	Offense		Defense		
WR 14	C.Sutton	DE 99	Z.Allen	WR 11	B.Aiyuk	DL 94	C.Ferrell
LT 72	G.Bolles	DE 92	J.Harris	FB 44	K.Juszczyk	DL 98	J.Hargrave
LG 74	B.Powers	DT 93	D.Jones	LT 76	J.Moore	DL 91	A.Armstead
C 79	L.Cushenberry	OLB 0	J.Cooper	LG 65	A.Banks	DL 92	K.Hyder
RG 77	Q.Meinerz	OLB 5	R.Gregory	C 64	J.Brendel	LB 54	F.Warner
RT 73	C.Fleming	ILB 47	J.Jewell	RG 74	S.Burford	LB 45	D.Flannigan-Fowles
TE 82	A.Trautman	ILB 49	A.Singleton	RT 68	C.McKivitz	LB 59	C.Robinson
WR 10	J.Jeudy	CB 2	P.Surtain	TE 89	C.Woerner	CB 20	A.Thomas
QB 3	R.Wilson	CB 27	D.Mathis	WR 19	D.Samuel	CB 7	C.Ward
FB 20	M.Burton	S 22	K.Jackson	QB 13	B.Purdy	S 29	T.Hufanga
RB 33	J.Williams	S 30	C.Sterns	RB 32	T.Davis-Price	S 27	J.Brown

### Substitutions

QB 4 J.Stidham, QB 6 B.DiNucci, WR 9 K.Hinton, WR 11 M.Callaway, WR 12 M.Washington, CB 13 D.Hood, WR 13 T.Grimes, WR 15 J.Virgil, K 16 B.Maher, WR 17 L.Humphrey, P 19 R.Dixon, CB 21 E.Basse, CB 23 T.Smith, RB 25 S.Perine, RB 26 T.Jones, CB 28 A.Green, CB 29 F.Hicks, S 32 D.Turner-Yell, S 34 J.Skinner, CB 35 J.McMillian, CB 36 F.Moreau, DB 38 D.Key, RB 38 J.McLaughlin, RB 39 D.Washington, ILB 40 J.Strnad, OLB 41 D.Sanders, OLB 42 N.Bonitto, OLB 45 C.Allen, TE 45 N.Adkins, WR 46 M.Bandy, LS 48 M.Fraboni, C 51 K.Fuller, OLB 52 M.Haynes, ILB 53 A.Ajiaka, LS 54 J.Landherr, OLB 55 F.Clark, ILB 57 S.Benson, OLB 59 T.Incoom, C 60 L.Wattenberg, T 63 A.Palczewski, DL 64 H.Ndubuisi, G 66 H.Byrd, T 70 I.Prince, T 71 D.Jacobs, T 75 Q.Bailey, C 76 A.Forsyth, OL 78 W.Sherman, TE 80 G.Dulcich, WR 83 M.Mims, TE 85 A.Okwuegbunam, WR 86 N.Williams, TE 87 T.Hudson, DL 90 J.Jackson, DE 91 M.Henningsen, OLB 94 A.Patrick, DL 95 E.Garcia, NT 96 T.Lancaster, NT 97 P.Mustipher

### Substitutions

CB 0 S.Womack, DB 2 D.Lenoir, K 4 J.Moody, QB 5 T.Lance, WR 6 D.Gray, TE 9 B.Willis, WR 10 R.Bell, K 10 Z.Gonzalez, QB 14 S.Darnold, WR 15 J.Jennings, WR 17 C.Conley, P 18 M.Wishnowsky, CB 22 D.Jamison, RB 22 J.McNichols, RE 24 J.Mason, CB 26 I.Oliver, FB 33 J.Colletto, CB 35 T.Swilling, CB 36 N.Brooks, S 38 M.Hartsfield, LB 40 M.McCrary-Ball, S 41 T.Hawkins, CB 43 Q.Knight, LS 46 T.Pepper, DB 47 A.Parker, LB 50 J.Graham, LB 51 K.Tezino, OL 51 J.Poe, LB 53 D.Winters, OL 55 J.Feliciano, DL 56 A.Bryant, DL 58 A.Barrett, LB 60 L.Hamilton, OL 60 I.Manning, OL 61 C.Luciano, DL 62 M.Davidson, OL 63 N.Zakelj, DL 66 B.Speaks, OL 66 J.Fisher, OL 67 K.Ismael, DL 69 S.Waage, OL 75 M.Pryor, OL 77 A.Gutierrez, DE 78 T.Laulile, OL 78 L.Watson, TE 81 C.Latu, TE 82 R.Dwelle, WR 83 W.Snead, WR 84 D.Newsome, WR 86 T.Martin, TE 88 T.Fumagalli, DL 90 K.Givens, DT 96 T.McGill

### Did Not Play

S 6 P.Locke, CB 8 K.Williams, S 31 J.Simmons, RB 36 T.Badie, CB 37 R.Moss, WR 43 J.Koski, OLB 56 B.Browning, T 69 M.McGlinchey, TE 84 C.Manhertz, WR 89 B.Johnson, DL 98 M.Purcell

### Did Not Play

WR 2 I.Winstead, WR 3 R.McCloud, QB 4 B.Allen, RB 23 C.McCaffrey, RB 25 E.Mitchell, CB 28 D.Luter, S 30 G.Odum, S 31 T.Gipson, LB 48 O.Burks, DL 55 R.Beal, LB 57 D.Greenlaw, T 71 T.Williams, TE 85 G.Kittle, DL 93 K.Davis, DL 95 D.Jackson, DT 99 J.Kinlaw

### Not Active

### Not Active

### Field Goals (made ( ) & missed)

Player	Attempts	Made	Player	Attempts	Made			
B.Maher	(48)	(34)	J.Moody	(20)	(43) (32)			
			<b>1</b>	<b>2</b>	<b>3</b>	<b>4</b>	<b>OT</b>	<b>Total</b>
VISITOR: Denver Broncos			3	3	7	7	0	20
HOME: San Francisco 49ers			3	0	6	12	0	21

### Scoring Plays

Team	Qtr	Time	Play Description (Extra Point) (Drive Info)	Visitor	Home
49ers	1	9:15	J.Moody 20 yd. Field Goal (10-69, 5:45)	0	3

# National Football League Game Summary

NFL Copyright © 2023 by The National Football League. All rights reserved. This summary and play-by-play is for the express purpose of assisting media in their coverage of the game; any other use of this material is prohibited without the written permission of the National Football League.

---

Broncos	1	3:42	B.Maher 48 yd. Field Goal (13-49, 5:33)	3	3
Broncos	2	10:32	B.Maher 34 yd. Field Goal (12-46, 6:34)	6	3
49ers	3	2:56	J.Colletto 11 yd. pass from S.Darnold (kick failed, wr) (9-63, 4:41)	6	9
Broncos	3	1:22	J.McLaughlin 8 yd. run (B.Maher kick) (1-8, 0:05)	13	9
49ers	4	6:37	J.Moody 43 yd. Field Goal (9-38, 4:28)	13	12
Broncos	4	5:35	J.McLaughlin 9 yd. pass from B.DiNucci (B.Maher kick) (2-52, 1:02)	20	12
49ers	4	2:34	C.Latu 22 yd. pass from T.Lance (pass failed) (7-75, 3:01)	20	18
49ers	4	0:00	J.Moody 32 yd. Field Goal (8-64, 2:01)	20	21
Paid Attendance: 50,012				Time: 2:56	

Denver Broncos vs San Francisco 49ers  
8/19/2023 at Levi's Stadium

# Final Individual Statistics

## Denver Broncos

## San Francisco 49ers

RUSHING						RUSHING					
	ATT	YDS	AVG	LG	TD		ATT	YDS	AVG	LG	TD
J.McLaughlin	7	45	6.4	17	1	J.McNichols	6	29	4.8	8	0
T.Jones	3	45	15.0	43	0	J.Mason	8	24	3.0	10	0
R.Wilson	3	25	8.3	17	0	T.Davis-Price	4	22	5.5	15	0
S.Perine	3	22	7.3	9	0	S.Darnold	2	18	9.0	10	0
J.Williams	3	12	4.0	8	0	B.Purdy	1	8	8.0	8	0
J.Stidham	3	8	2.7	5	0	T.Lance	4	-2	-0.5	6	0
M.Burton	2	7	3.5	4	0						
B.DiNucci	1	1	1.0	1	0						
Total	25	165	6.6	43	1	Total	25	99	4.0	15	0

PASSING									PASSING								
	ATT	CMP	YDS	SK/YD	TD	LG	IN	RT		ATT	CMP	YDS	SK/YD	TD	LG	IN	RT
J.Stidham	17	12	130	2/10	0	50	0	92.8	T.Lance	18	12	173	0/0	1	43	1	93.1
B.DiNucci	7	3	13	0/0	1	9	0	89.9	S.Darnold	14	11	109	2/16	1	21	1	93.2
R.Wilson	6	3	24	0/0	0	12	0	60.4	B.Purdy	5	4	65	1/8	0	25	0	118.8
Total	30	18	167	2/10	1	50	0	86.4	Total	37	27	347	3/24	2	43	2	97.5

PASS RECEIVING								PASS RECEIVING							
	TAR	REC	YDS	AVG	LG	TD		TAR	REC	YDS	AVG	LG	TD		
J.Williams	5	4	18	4.5	12	0	R.Bell	9	7	114	16.3	43	0		
L.Humphrey	5	3	30	10.0	16	0	C.Latu	4	3	46	15.3	22	1		
N.Adkins	3	3	17	5.7	10	0	T.Martin	3	3	23	7.7	9	0		
T.Jones	3	2	13	6.5	8	0	D.Samuel	3	2	39	19.5	25	0		
J.McLaughlin	2	2	8	4.0	9	1	W.Snead	3	2	32	16.0	18	0		
J.Virgil	1	1	50	50.0	50	0	B.Aiyuk	1	1	15	15.0	15	0		
G.Dulcich	1	1	18	18.0	18	0	C.Conley	2	1	11	11.0	11	0		
M.Mims	2	1	8	8.0	8	0	C.Woerner	1	1	11	11.0	11	0		
J.Jeudy	2	1	5	5.0	5	0	J.Colletto	1	1	11	11.0	11	1		
K.Hinton	2	0	0	0.0	0	0	J.Jennings	1	1	11	11.0	11	0		
A.Okwuegbunam	1	0	0	0.0	0	0	B.Willis	2	1	9	9.0	9	0		
M.Callaway	1	0	0	0.0	0	0	D.Newsome	1	1	9	9.0	9	0		
							J.McNichols	2	1	8	8.0	8	0		
							J.Mason	1	1	5	5.0	5	0		
							T.Fumagalli	1	1	3	3.0	3	0		
							T.Davis-Price	1	0	0	0.0	0	0		
Total	28	18	167	9.3	50	1	Total	36	27	347	12.9	43	2		

INTERCEPTIONS						INTERCEPTIONS					
	NO	YDS	AVG	LG	TD		NO	YDS	AVG	LG	TD
E.Bassey	1	0	0.0	0	0						
E.Garcia	1	0	0.0	0	0						
Total	2	0	0.0	0	0	Total	0	0	0	0	0

PUNTING								PUNTING							
	NO	YDS	AVG	NET	TB	IN20	LG		NO	YDS	AVG	NET	TB	IN20	LG
R.Dixon	4	241	60.3	48.3	1	1	65	M.Wishnowsky	3	95	31.7	31.7	0	0	35
Total	4	241	60.3	48.3	1	1	65	Total	3	95	31.7	31.7	0	0	35

PUNT RETURNS								PUNT RETURNS							
	NO	YDS	AVG	FC	LG	TD		NO	YDS	AVG	FC	LG	TD		
M.Mims	0	0	0.0	1	0	0	D.Jamison	2	0	0.0	0	0	0		
[OUT OF BOUNDS]	2	0	0.0	0	0	0	R.Bell	1	28	28.0	0	28	0		
							[TOUCHBACK]	1	0	0.0	0	0	0		
Total	0	0	0.0	1	0	0	Total	3	28	9.3	0	28	0		

KICKOFF RETURNS								KICKOFF RETURNS							
	NO	YDS	AVG	FC	LG	TD		NO	YDS	AVG	FC	LG	TD		
J.McLaughlin	2	44	22.0	0	44	0	R.Bell	1	25	25.0	0	25	0		
M.Washington	1	28	28.0	0	28	0	D.Gray	1	23	23.0	0	23	0		
[TOUCHBACK]	2	0	0.0	0	0	0	[TOUCHBACK]	3	0	0.0	0	0	0		
Total	3	72	24.0	0	44	0	Total	2	48	24.0	0	25	0		

Denver Broncos													
FUMBLES			FUM	LOST	OWN-REC	YDS	TD	FORCED	OPP-REC	YDS	TD	OUT-BDS	



Denver Broncos vs San Francisco 49ers

8/19/2023 at Levi's Stadium

# Final Individual Statistics

L.Humphrey	1	0	1	0	0	0	0	0	0	0
J.Stidham	1	0	1	-2	0	0	0	0	0	0
B.DiNucci	1	0	0	0	0	0	0	0	0	1
D.Turner-Yell	0	0	0	0	0	1	0	0	0	0
F.Moreau	0	0	0	0	0	0	1	0	0	0
Total	3	0	2	-2	0	1	1	0	0	1

**San Francisco 49ers**

<b>FUMBLES</b>	<b>FUM</b>	<b>LOST</b>	<b>OWN-REC</b>	<b>YDS</b>	<b>TD</b>	<b>FORCED</b>	<b>OPP-REC</b>	<b>YDS</b>	<b>TD</b>	<b>OUT-BDS</b>
R.Bell	1	0	0	0	0	0	0	0	0	0
D.Jamison	1	1	0	0	0	0	0	0	0	0
T.Fumagalli	0	0	1	0	0	0	0	0	0	0
J.Graham	0	0	0	0	0	1	0	0	0	0
D.Winters	0	0	0	0	0	1	0	0	0	0
Total	2	1	1	0	0	2	0	0	0	0

Denver Broncos vs San Francisco 49ers  
8/19/2023 at Levi's Stadium

## Final Team Statistics

	Visitor Broncos	Home 49ers
<b>TOTAL FIRST DOWNS</b>	13	24
By Rushing	6	5
By Passing	7	17
By Penalty	0	2
<b>THIRD DOWN EFFICIENCY</b>	5-13-38.5%	4-11-36.4%
<b>FOURTH DOWN EFFICIENCY</b>	0-2-0.0%	0-0-0.0%
<b>TOTAL NET YARDS</b>	322	422
Total Offensive Plays (inc. times thrown passing)	57	65
Average gain per offensive play	5.6	6.5
<b>NET YARDS RUSHING</b>	165	99
Total Rushing Plays	25	25
Average gain per rushing play	6.6	4.0
Tackles for a loss-number and yards	0-0	0-0
<b>NET YARDS PASSING</b>	157	323
Times thrown - yards lost attempting to pass	2-10	3-24
Gross yards passing	167	347
<b>PASS ATTEMPTS-COMPLETIONS-HAD INTERCEPTED</b>	30-18-0	37-27-2
Avg gain per pass play (inc.# thrown passing)	4.9	8.1
<b>KICKOFFS Number-In End Zone-Touchbacks</b>	5-3-3	5-3-2
<b>PUNTS Number and Average</b>	4-60.3	3-31.7
Had Blocked	0	0
<b>FGs - PATs Had Blocked</b>	0-0	0-0
<b>Net Punting Average</b>	48.3	31.7
<b>TOTAL RETURN YARDAGE (Not Including Kickoffs)</b>	0	28
No. and Yards Punt Returns	0-0	3-28
No. and Yards Kickoff Returns	3-72	2-48
No. and Yards Interception Returns	2-0	0-0
<b>PENALTIES Number and Yards</b>	9-74	9-76
<b>FUMBLES Number and Lost</b>	3-0	2-1
<b>TOUCHDOWNS</b>	2	2
Rushing	1	0
Passing	1	2
<b>EXTRA POINTS Made-Attempts</b>	2-2	0-2
Kicking Made-Attempts	2-2	0-1
Passing Made-Attempts	0-0	0-1
<b>FIELD GOALS Made-Attempts</b>	2-2	3-3
<b>RED ZONE EFFICIENCY</b>	2-4-50%	1-3-33%
<b>GOAL TO GO EFFICIENCY</b>	2-3-67%	0-2-0%
<b>SAFETIES</b>	0	0
<b>FINAL SCORE</b>	20	21
<b>TIME OF POSSESSION</b>	26:45	33:15

# Ball Possession And Drive Chart

## Denver Broncos

#	Time Recd	Time Lost	Time Poss	How Ball Obtained	Drive Began	# Play	Yds Gain	Yds Pen	Net Yds	1st Down	Last Scrm	How Given Up
1	9:15	3:42	5:33	Kickoff	DEN 21	13	59	-10	49	3	SF 30	Field Goal
2	2:06	10:32	6:34	Punt	DEN 38	12	46	0	46	3	* SF 16	Field Goal
3	6:06	4:07	1:59	Punt	DEN 32	3	3	0	3	0	DEN 35	Punt
4	1:31	0:00	1:31	Punt	DEN 20	7	79	0	79	3	* SF 1	End of Half
5	15:00	13:19	1:41	Kickoff	DEN 25	3	4	1	5	0	DEN 30	Punt
6	12:30	7:37	4:53	Interception	DEN 46	8	42	-25	17	1	SF 37	Downs
7	2:56	1:27	1:29	Kickoff	DEN 20	3	17	-10	7	0	DEN 27	Punt
8	1:27	1:22	0:05	Muffed Punt	SF 8	1	8	0	8	1	* SF 8	Touchdown
9	12:30	11:05	1:25	Interception	SF 45	4	8	0	8	0	SF 38	Downs
10	6:37	5:35	1:02	Kickoff	DEN 48	2	52	0	52	2	* SF 9	Touchdown
11	2:34	2:01	0:33	Kickoff	DEN 25	3	2	0	2	0	DEN 27	Punt

(422) Average DEN 38

## San Francisco 49ers

#	Time Recd	Time Lost	Time Poss	How Ball Obtained	Drive Began	# Play	Yds Gain	Yds Pen	Net Yds	1st Down	Last Scrm	How Given Up
1	15:00	9:15	5:45	Kickoff	SF 29	10	69	0	69	4	* DEN 2	Field Goal
2	3:42	2:06	1:36	Kickoff	SF 26	3	5	0	5	0	SF 31	Punt
3	10:32	6:06	4:26	Kickoff	SF 25	6	28	-20	8	1	SF 33	Punt
4	4:07	1:31	2:36	Punt	SF 20	6	37	-6	31	2	DEN 49	Punt
5	13:19	12:30	0:49	Punt	SF 35	3	5	0	5	0	SF 40	Interception
6	7:37	2:56	4:41	Downs	SF 37	9	63	0	63	4	* DEN 11	Touchdown
7	1:22	12:30	3:52	Kickoff	SF 25	7	38	-5	33	3	DEN 42	Interception
8	11:05	6:37	4:28	Downs	SF 37	9	28	10	38	3	DEN 25	Field Goal
9	5:35	2:34	3:01	Kickoff	SF 25	7	85	-10	75	4	DEN 22	Touchdown
10	2:01	0:00	2:01	Punt	SF 22	8	64	0	64	3	* DEN 14	Field Goal

(281) Average SF 28

\* inside opponent's 20

### Time of Possession by Quarter

	1st	2nd	3rd	4th	OT	Total
<b>Visitor</b> Denver Broncos	7:39	7:58	8:08	3:00		26:45
<b>Home</b> San Francisco 49ers	7:21	7:02	6:52	12:00		33:15

### Kickoff Drive No.-Start Average

Broncos: 5 - DEN 28      49ers: 5 - SF 26

**Denver Broncos vs San Francisco 49ers**  
**8/19/2023 at Levi's Stadium**

# Final Defensive Statistics

Denver Broncos	Regular Defensive Plays											Special Teams					Misc			
	TKL	AST	COMB	SK	/ YDS	TFL	Q	IN	PD	FF	FR	TKL	AST	FF	FR	BL	TKL	AST	FF	FR
D.Sanders	3	3	6	0	0	0	0	0	1	0	0	1	0	0	0	0	0	0	0	0
F.Hicks	4	0	4	0	0	0	0	0	0	0	0	0	0	0	0	0	0	0	0	0
D.Key	3	1	4	0	0	0	0	0	0	0	0	0	0	0	0	0	0	0	0	0
J.Cooper	2	2	4	1	8	1	1	0	0	0	0	0	0	0	0	0	0	0	0	0
Z.Allen	3	0	3	1	7	1	1	0	0	0	0	0	0	0	0	0	0	0	0	0
C.Sterns	3	0	3	0	0	0	0	0	0	0	0	0	0	0	0	0	0	0	0	0
A.Singleton	3	0	3	0	0	0	0	0	0	0	0	0	0	0	0	0	0	0	0	0
K.Jackson	2	1	3	0	0	0	0	0	0	0	0	0	0	0	0	0	0	0	0	0
J.Jewell	2	1	3	0	0	0	0	0	0	0	0	0	0	0	0	0	0	0	0	0
J.Skinner	1	2	3	0	0	0	0	0	0	0	0	0	0	0	0	0	0	0	0	0
J.McMillian	0	3	3	0	0	0	0	0	0	0	0	1	0	0	0	0	0	0	0	0
D.Mathis	2	0	2	0	0	0	0	0	1	0	0	0	0	0	0	0	0	0	0	0
T.Smith	2	0	2	0	0	0	0	0	0	0	0	0	0	0	0	0	0	0	0	0
D.Turner-Yell	1	1	2	0	0	0	0	0	0	1	0	0	0	0	0	0	0	0	0	0
J.Harris	1	1	2	0	0	0	0	0	0	0	0	0	0	0	0	0	0	0	0	0
E.Garcia	0	2	2	0	0	0	1	1	1	0	0	0	0	0	0	0	0	0	0	0
R.Gregory	1	0	1	1	9	1	1	0	0	0	0	0	0	0	0	0	0	0	0	0
N.Bonitto	1	0	1	0	0	0	1	0	0	0	0	0	0	0	0	0	0	0	0	0
E.Bassey	1	0	1	0	0	0	0	1	1	0	0	0	0	0	0	0	0	0	0	0
D.Hood	1	0	1	0	0	0	0	0	0	0	0	1	0	0	0	0	0	0	0	0
F.Clark	1	0	1	0	0	0	0	0	0	0	0	0	0	0	0	0	0	0	0	0
A.Patrick	1	0	1	0	0	0	0	0	0	0	0	0	0	0	0	0	0	0	0	0
A.Green	1	0	1	0	0	0	0	0	0	0	0	0	0	0	0	0	0	0	0	0
F.Moreau	0	1	1	0	0	0	0	0	0	0	0	0	0	0	1	0	0	0	0	0
D.Jones	0	1	1	0	0	0	0	0	0	0	0	0	0	0	0	0	0	0	0	0
J.Strnad	0	1	1	0	0	0	0	0	0	0	0	0	0	0	0	0	0	0	0	0
J.Jackson	0	1	1	0	0	0	0	0	0	0	0	0	0	0	0	0	0	0	0	0
A.Ajiake	0	1	1	0	0	0	0	0	0	0	0	0	0	0	0	0	0	0	0	0
M.Henningsen	0	0	0	0	0	0	0	0	1	0	0	0	0	0	0	0	0	0	0	0
D.Washington	0	0	0	0	0	0	0	0	0	0	0	1	0	0	0	0	0	0	0	0
J.Stidham	0	0	0	0	0	0	0	0	0	0	0	0	0	0	0	0	0	0	0	1
L.Humphrey	0	0	0	0	0	0	0	0	0	0	0	0	0	0	0	0	0	0	0	1
<b>Total</b>	<b>39</b>	<b>22</b>	<b>61</b>	<b>3</b>	<b>24</b>	<b>3</b>	<b>5</b>	<b>2</b>	<b>5</b>	<b>1</b>	<b>0</b>	<b>4</b>	<b>0</b>	<b>0</b>	<b>1</b>	<b>0</b>	<b>0</b>	<b>0</b>	<b>0</b>	<b>2</b>

**TKL = Tackle AST = Assist COMB = Combined QH=QB Hit IN = Interception PD = Pass Defense FF = Forced Fumble FR = Fumble Recovery**

Denver Broncos vs San Francisco 49ers  
8/19/2023 at Levi's Stadium

# Final Defensive Statistics

San Francisco 49ers	Regular Defensive Plays											Special Teams					Misc			
	TKL	AST	COMB	SK	/ YDS	TFL	QH	IN	PD	FF	FR	TKL	AST	FF	FR	BL	TKL	AST	FF	FR
D.Flannigan-Fowles	5	1	6	0	0	0	0	0	0	0	0	0	0	0	0	0	0	0	0	0
Q.Knight	2	2	4	0	0	1	0	0	1	0	0	0	0	0	0	0	0	0	0	0
T.Hawkins	2	2	4	0	0	0	0	0	0	0	0	0	0	0	0	0	0	0	0	0
C.Robinson	3	0	3	0	0	0	0	0	0	0	0	0	0	0	0	0	0	0	0	0
T.McGill	2	1	3	1	8	1	2	0	0	0	0	0	0	0	0	0	0	0	0	0
F.Warner	2	1	3	0	0	0	0	0	0	0	0	0	0	0	0	0	0	0	0	0
K.Givens	2	1	3	0	0	0	0	0	0	0	0	0	0	0	0	0	0	0	0	0
M.Davidson	2	0	2	1	2	1	2	0	1	0	0	0	0	0	0	0	0	0	0	0
S.Womack	2	0	2	0	0	0	0	0	2	0	0	0	0	0	0	0	0	0	0	0
M.McCrary-Ball	2	0	2	0	0	0	0	0	1	0	0	0	0	0	0	0	0	0	0	0
J.Graham	2	0	2	0	0	0	0	0	0	1	0	0	0	0	0	0	0	0	0	0
J.Brown	2	0	2	0	0	0	0	0	0	0	0	0	0	0	0	0	0	0	0	0
D.Jamison	2	0	2	0	0	0	0	0	0	0	0	0	0	0	0	0	0	0	0	0
D.Winters	1	1	2	0	0	0	0	0	0	1	0	0	0	0	0	0	0	0	0	0
M.Hartsfield	1	1	2	0	0	0	0	0	0	0	0	1	0	0	0	0	0	0	0	0
T.Laulile	0	2	2	0	0	0	0	0	1	0	0	0	0	0	0	0	0	0	0	0
D.Lenoir	1	0	1	0	0	0	0	0	0	0	0	0	0	0	0	0	0	0	0	0
T.Hufanga	1	0	1	0	0	0	0	0	0	0	0	0	0	0	0	0	0	0	0	0
J.Hargrave	1	0	1	0	0	0	0	0	0	0	0	0	0	0	0	0	0	0	0	0
A.Barrett	1	0	1	0	0	0	0	0	0	0	0	0	0	0	0	0	0	0	0	0
A.Parker	1	0	1	0	0	0	0	0	0	0	0	0	0	0	0	0	0	0	0	0
S.Waege	0	1	1	0	0	0	0	0	0	0	0	0	0	0	0	0	0	0	0	0
A.Bryant	0	0	0	0	0	0	1	0	0	0	0	0	0	0	0	0	0	0	0	0
C.Woerner	0	0	0	0	0	0	0	0	0	0	0	1	0	0	0	0	0	0	0	0
R.Bell	0	0	0	0	0	0	0	0	0	0	0	0	0	0	0	0	1	0	0	0
T.Fumagalli	0	0	0	0	0	0	0	0	0	0	0	0	0	0	0	0	0	0	0	1
<b>Total</b>	<b>37</b>	<b>13</b>	<b>50</b>	<b>2</b>	<b>10</b>	<b>3</b>	<b>5</b>	<b>0</b>	<b>6</b>	<b>2</b>	<b>0</b>	<b>2</b>	<b>0</b>	<b>0</b>	<b>0</b>	<b>0</b>	<b>1</b>	<b>0</b>	<b>0</b>	<b>1</b>





## First Quarter

8/19/2023

## Play By Play

DEN wins the coin toss and elects to defer. SF elects to Receive, and DEN elects to defend the south goal.

B.Maher kicks 59 yards from DEN 35 to SF 6. D.Gray pushed ob at SF 29 for 23 yards (J.McMillian).

**San Francisco 49ers at 15:00, (1st play from scrimmage 14:54)**

1-10-SF 29	(14:54) B.Purdy pass short left to D.Samuel to DEN 46 for 25 yards (C.Sterns).	P1
<u>1-10-DEN 46</u>	(14:15) B.Purdy pass incomplete short right to D.Samuel.	
2-10-DEN 46	(14:10) (Shotgun) B.Purdy pass short right to D.Samuel to DEN 32 for 14 yards (C.Sterns).	P2
<u>1-10-DEN 32</u>	(13:26) B.Purdy pass short left to J.Jennings to DEN 21 for 11 yards (K.Jackson).	P3
<u>1-10-DEN 21</u>	(12:46) T.Davis-Price right guard to DEN 18 for 3 yards (Z.Allen).	
2-7-DEN 18	(12:07) (Shotgun) B.Purdy pass short right to B.Aiyuk to DEN 3 for 15 yards (C.Sterns).	P4
<u>1-3-DEN 3</u>	(11:33) T.Davis-Price right tackle to DEN 2 for 1 yard (J.Jewell, J.Cooper).	
2-2-DEN 2	(10:52) B.Purdy sacked at DEN 10 for -8 yards (J.Cooper).	
3-10-DEN 10	(10:10) (Shotgun) B.Purdy scrambles left end to DEN 2 for 8 yards (J.Harris).	
4-2-DEN 2	<b>(9:18) J.Moody 20 yard field goal is GOOD, Center-T.Pepper, Holder-M.Wishnowsky.</b>	

Timeout at 09:15.

**DEN 0 SF 3, 10 plays, 69 yards, 5:45 drive, 5:45 elapsed**

J.Moody kicks 72 yards from SF 35 to DEN -7. M.Washington to DEN 21 for 28 yards (C.Woerner).

**Denver Broncos at 9:15, (1st play from scrimmage 9:11)**

1-10-DEN 21	(9:11) R.Wilson pass incomplete short left to J.Williams.	
2-10-DEN 21	(9:06) (Shotgun) R.Wilson pass short left to J.Williams to DEN 33 for 12 yards (D.Flannigan-Fowles).	P1
	<i>Penalty on SF-A.Thomas, Defensive Holding, declined.</i>	
<u>1-10-DEN 33</u>	(8:47) J.Williams right tackle to DEN 33 for no gain (F.Warner; D.Flannigan-Fowles).	
2-10-DEN 33	(8:06) R.Wilson pass short middle to J.Williams to DEN 37 for 4 yards (F.Warner).	
3-6-DEN 37	(7:26) (Shotgun) R.Wilson scrambles up the middle ran ob at SF 46 for 17 yards (D.Lenoir).	R2
<u>1-10-SF 46</u>	(6:50) S.Perine left tackle to SF 40 for 6 yards (K.Givens).	
2-4-SF 40	(6:17) (Shotgun) R.Wilson left end pushed ob at SF 24 for 16 yards (T.Hufanga).	
	<i>PENALTY on DEN-C.Sutton, Offensive Holding, 10 yards, enforced at SF 36.</i>	
2-10-SF 46	<i>(6:02) PENALTY on SF-T.McGill, Neutral Zone Infraction, 5 yards, enforced at SF 46 - No Play.</i>	
2-5-SF 41	(5:50) (Shotgun) R.Wilson scrambles up the middle to SF 37 for 4 yards (J.Hargrave).	
3-1-SF 37	(5:13) M.Burton left guard to SF 33 for 4 yards (D.Flannigan-Fowles).	R3
<u>1-10-SF 33</u>	(4:42) R.Wilson pass incomplete short left.	
2-10-SF 33	<i>(4:34) (Shotgun) PENALTY on DEN-L.Cushenberry, False Start, 5 yards, enforced at SF 33 - No Play.</i>	
2-15-SF 38	(4:34) (Shotgun) R.Wilson pass short middle to M.Mims to SF 30 for 8 yards (F.Warner).	
3-7-SF 30	(3:52) (Shotgun) R.Wilson pass incomplete deep left to J.Jeudy.	
4-7-SF 30	<b>(3:47) B.Maher 48 yard field goal is GOOD, Center-M.Fraboni, Holder-R.Dixon.</b>	

Timeout at 03:42.

**DEN 3 SF 3, 13 plays, 49 yards, 1 penalty, 5:33 drive, 11:18 elapsed**

B.Maher kicks 64 yards from DEN 35 to SF 1. R.Bell pushed ob at SF 26 for 25 yards (D.Sanders).

**San Francisco 49ers at 3:42, (1st play from scrimmage 3:37)**

1-10-SF 26	(3:37) J.Mason up the middle to SF 26 for no gain (J.Harris; D.Jones).	
2-10-SF 26	(2:53) (Shotgun) S.Darnold pass short left to J.Mason to SF 31 for 5 yards (K.Jackson).	
3-5-SF 31	(2:17) (Shotgun) S.Darnold pass incomplete short left to R.Bell (D.Mathis).	
4-5-SF 31	(2:12) M.Wishnowsky punts 31 yards to DEN 38, Center-T.Pepper, out of bounds.	

Timeout at 02:06.

**Denver Broncos at 2:06**

1-10-DEN 38	(2:06) J.Williams up the middle to DEN 46 for 8 yards (D.Flannigan-Fowles).	
2-2-DEN 46	(1:25) (Shotgun) J.Stidham pass short left to J.Williams to DEN 46 for no gain (T.McGill).	
3-2-DEN 46	(:48) (Shotgun) S.Perine left guard to SF 47 for 7 yards (T.Hawkins; T.McGill).	R4
<u>1-10-SF 47</u>	(:13) J.Williams right guard to SF 43 for 4 yards (S.Womack).	



Denver Broncos vs San Francisco 49ers at Levi's Stadium

END OF QUARTER

	Score	Time Poss	First Downs				Efficiencies	
			R	P	X	T	3 Down	4 Down
Denver Broncos	3	7:39	3	1	0	4	3/4	0/0
San Francisco 49ers	3	7:21	0	4	0	4	0/2	0/0

## Second Quarter

8/19/2023

## Play By Play

Denver Broncos continued.

2-6-SF 43	(15:00) J.Stidham FUMBLES (Aborted) at SF 43, and recovers at SF 45.	
3-8-SF 45	(14:22) (Shotgun) J.Stidham pass short left to G.Dulcich ran ob at SF 27 for 18 yards (J.Brown) [A.Bryant].	P5
<u>1-10-SF 27</u>	(13:58) S.Perine up the middle to SF 18 for 9 yards (D.Flannigan-Fowles, T.Hawkins).	
2-1-SF 18	(13:22) M.Burton left guard to SF 15 for 3 yards (C.Robinson).	R6
<u>1-10-SF 15</u>	(12:42) (Shotgun) J.Stidham sacked at SF 23 for -8 yards (T.McGill).	
2-18-SF 23	(12:01) (Shotgun) J.Stidham pass short left to J.Williams to SF 21 for 2 yards (D.Flannigan-Fowles).	
3-16-SF 21	(11:19) (Shotgun) J.Stidham pass short right to J.Jeudy to SF 16 for 5 yards (K.Givens).	
4-11-SF 16	<b>(10:36) B.Maher 34 yard field goal is GOOD, Center-J.Landherr, Holder-R.Dixon.</b>	

Timeout at 10:32.

DEN 6 SF 3, 12 plays, 46 yards, 6:34 drive, 4:28 elapsed

B.Maher kicks 65 yards from DEN 35 to end zone, Touchback.

## San Francisco 49ers at 10:32

1-10-SF 25	(10:32) (Shotgun) S.Darnold scrambles up the middle to SF 33 for 8 yards (F.Clark).	
2-2-SF 33	(9:53) T.Davis-Price up the middle to SF 35 for 2 yards (A.Singleton, J.Harris). <i>PENALTY on SF-J.Poe, Offensive Holding, 10 yards, enforced at SF 33 - No Play.</i>	
2-12-SF 23	(9:30) S.Darnold pass short left to C.Conley to SF 34 for 11 yards (D.Mathis).	
3-1-SF 34	(8:54) T.Davis-Price up the middle to SF 37 for 3 yards (Z.Allen).	R5
<u>1-10-SF 37</u>	(8:15) S.Darnold pass deep middle to J.Jennings to DEN 42 for 21 yards (J.McMillian). <i>PENALTY on SF-J.Feliciano, Offensive Holding, 10 yards, enforced at SF 37 - No Play.</i>	
1-20-SF 27	(7:59) (Shotgun) S.Darnold pass short middle to C.Woerner to SF 38 for 11 yards (J.Jewell; K.Jackson). <i>Penalty on DEN-R.Gregory, Defensive Offside, declined.</i>	
2-9-SF 38	(7:30) (Shotgun) J.Mason right tackle to SF 42 for 4 yards (A.Singleton, J.McMillian).	
3-5-SF 42	(6:47) (Shotgun) S.Darnold sacked at SF 33 for -9 yards (R.Gregory).	
4-14-SF 33	(6:12) M.Wishnowsky punts 35 yards to DEN 32, Center-T.Pepper, out of bounds.	

Timeout at 06:06.

## Denver Broncos at 6:06

1-10-DEN 32	(6:06) J.McLaughlin up the middle to DEN 37 for 5 yards (C.Robinson).	
2-5-DEN 37	(5:23) (Shotgun) J.Stidham pass short right to L.Humphrey to DEN 37 for no gain (T.Hawkins).	
3-5-DEN 37	(4:47) (Shotgun) J.Stidham sacked at DEN 35 for -2 yards (M.Davidson).	
4-7-DEN 35	(4:15) R.Dixon punts 65 yards to end zone, Center-J.Landherr, Touchback.	

Timeout at 04:07.

## San Francisco 49ers at 4:07

1-10-SF 20	(4:07) J.Mason left tackle to SF 30 for 10 yards (A.Singleton).	R6
<u>1-10-SF 30</u>	(3:31) J.Mason right tackle to SF 33 for 3 yards (J.Jewell).	
2-7-SF 33	(2:56) (Shotgun) S.Darnold pass short left to R.Bell to SF 46 for 13 yards (J.Cooper; J.McMillian).	P7
<u>1-10-SF 46</u>	(2:18) <i>PENALTY on SF-N.Zakelj, False Start, 6 yards, enforced at SF 46 - No Play.</i>	

Two-Minute Warning

1-16-SF 40	(2:00) (Shotgun) S.Darnold pass short right to R.Bell to SF 48 for 8 yards (D.Mathis, D.Turner-Yell). FUMBLES (D.Turner-Yell), recovered by SF-T.Fumagalli at SF 48. Timeout #1 by DEN at 01:49.	
2-8-SF 48	(1:49) (Shotgun) S.Darnold sacked at SF 41 for -7 yards (Z.Allen). Timeout #2 by DEN at 01:45.	
3-15-SF 41	(1:45) (Shotgun) S.Darnold scrambles up the middle to DEN 49 for 10 yards (A.Singleton). Timeout #3 by DEN at 01:38.	
4-5-DEN 49	(1:38) M.Wishnowsky punts 29 yards to DEN 20, Center-T.Pepper, fair catch by M.Mims.	

## Denver Broncos at 1:31

1-10-DEN 20	(1:31) (Shotgun) J.Stidham pass short left to T.Jones to DEN 28 for 8 yards (M.Davidson).	
2-2-DEN 28	(1:12) (No Huddle, Shotgun) J.Stidham pass short left to T.Jones to DEN 33 for 5 yards (M.McCrary-Ball).	P7
<u>1-10-DEN 33</u>	(:56) (No Huddle, Shotgun) J.Stidham pass incomplete short left to T.Jones.	
2-10-DEN 33	(:53) (Shotgun) J.Stidham pass deep right to L.Humphrey to DEN 49 for 16 yards (S.Womack) [M.Davidson].	P8

**Denver Broncos vs San Francisco 49ers at Levi's Stadium**

1-10-DEN 49 (:30) (No Huddle, Shotgun) J.Stidham pass incomplete short right to M.Mims (S.Womack, M.Davidson).

2-10-DEN 49 (:25) (Shotgun) J.Stidham pass deep left to J.Virgil to SF 1 for 50 yards (J.Brown).

1-1-SF 1 (:01) (No Huddle) J.Stidham spiked the ball to stop the clock.

**END OF QUARTER**

	Score	Time Poss	First Downs				Efficiencies	
			R	P	X	T	3 Down	4 Down
Denver Broncos	6	7:58	1	4	0	5	1/3	0/0
San Francisco 49ers	3	7:02	2	1	0	3	1/3	0/0

## Third Quarter

8/19/2023

## Play By Play

DEN elects to Receive, and SF elects to defend the South goal.

Z.Gonzalez kicks 65 yards from SF 35 to end zone, Touchback.

## Denver Broncos at 15:00

- 1-10-DEN 25 (15:00) J.McLaughlin up the middle to DEN 28 for 3 yards (J.Graham).  
 2-7-DEN 28 (14:29) (Shotgun) J.Stidham pass incomplete short right to M.Callaway (S.Womack).  
 3-7-DEN 28 (14:26) (Shotgun) *PENALTY on SF-A.Bryant, Defensive Offside, 5 yards, enforced at DEN 28 - No Play.*  
 3-2-DEN 33 (14:26) (Shotgun) T.Jones right guard to DEN 34 for 1 yard (K.Givens; M.Hartsfield).  
 4-1-DEN 34 (13:38) (Run formation) *PENALTY on DEN, Delay of Game, 4 yards, enforced at DEN 34 - No Play.*  
 4-5-DEN 30 (13:32) R.Dixon punts 63 yards to SF 7, Center-M.Fraboni. R.Bell to SF 35 for 28 yards (D.Washington).

Timeout at 13:19.

## San Francisco 49ers at 13:19

- 1-10-SF 35 (13:19) J.Mason up the middle to SF 37 for 2 yards (J.Cooper).  
 2-8-SF 37 (12:42) S.Darnold pass short left to T.Fumagalli to SF 40 for 3 yards (D.Sanders).  
 3-5-SF 40 (12:37) (Shotgun) S.Darnold pass short right intended for R.Bell INTERCEPTED by E.Bassey at DEN 46. E.Bassey to DEN 46 for no gain (R.Bell).

Timeout at 12:30.

## Denver Broncos at 12:30

- 1-10-DEN 46 (12:30) J.McLaughlin left end to SF 49 for 5 yards (D.Jamison; M.McCrary-Ball).  
*PENALTY on DEN-L.Humphrey, Offensive Holding, 10 yards, enforced at DEN 46 - No Play.*  
 1-20-DEN 36 (12:12) J.Stidham pass short right to N.Adkins to DEN 38 for 2 yards (M.McCrary-Ball).  
 2-18-DEN 38 (11:35) (Shotgun) J.McLaughlin left guard to DEN 45 for 7 yards (M.Hartsfield).  
 3-11-DEN 45 (10:59) (Shotgun) J.Stidham pass short left to L.Humphrey to SF 42 for 13 yards (J.Graham). FUMBLES (J.Graham), and recovers at SF 41. P10  
1-10-SF 41 (10:18) J.Stidham scrambles up the middle to SF 38 for 3 yards (A.Barrett, S.Waage).  
 2-7-SF 38 (9:39) J.Stidham pass short left to N.Adkins to SF 22 for 16 yards (T.Hawkins).  
*PENALTY on DEN-K.Hinton, Offensive Holding, 10 yards, enforced at SF 28.*  
 2-7-SF 38 (9:12) (Shotgun) J.Stidham scrambles right end pushed ob at SF 33 for 5 yards (A.Parker).  
 3-2-SF 33 (8:35) T.Jones left tackle to SF 32 for 1 yard (D.Jamison).  
 4-1-SF 32 (8:04) (Run formation) *PENALTY on DEN, Offensive Too Many Men on Field, 5 yards, enforced at SF 32 - No Play.*  
 4-6-SF 37 (7:41) (Shotgun) J.Stidham pass incomplete short middle to L.Humphrey (M.McCrary-Ball) [T.McGill].

Timeout at 07:37.

## San Francisco 49ers at 7:37

- 1-10-SF 37 (7:37) S.Darnold pass short right to C.Latu to SF 45 for 8 yards (D.Turner-Yell).  
 2-2-SF 45 (7:07) J.Mason up the middle to SF 47 for 2 yards (E.Garcia; D.Sanders). R8  
1-10-SF 47 (6:29) (Shotgun) J.Mason right tackle to SF 49 for 2 yards (J.Strnad; J.McMillian).  
 2-8-SF 49 (5:42) S.Darnold pass short middle to R.Bell to DEN 30 for 21 yards (T.Smith). P9  
1-10-DEN 30 (5:00) J.Mason left end to DEN 29 for 1 yard (N.Bonitto).  
 2-9-DEN 29 (4:21) S.Darnold pass incomplete deep right to C.Conley.  
 3-9-DEN 29 (4:15) (Shotgun) S.Darnold pass short right to D.Newsome ran ob at DEN 20 for 9 yards. P10  
1-10-DEN 20 (3:45) S.Darnold pass short left to B.Willis to DEN 11 for 9 yards (E.Bassey).  
 2-1-DEN 11 (3:01) **S.Darnold pass short right to J.Colletto for 11 yards, TOUCHDOWN.** P11  
 J.Moody extra point is No Good, Wide Right, Center-T.Pepper, Holder-M.Wishnowsky.

Timeout at 02:56.

**DEN 6 SF 9, 9 plays, 63 yards, 4:41 drive, 12:04 elapsed**

J.Moody kicks 52 yards from SF 35 to DEN 13. J.McLaughlin MUFFS catch, and recovers at DEN 20.

## Denver Broncos at 2:56, (1st play from scrimmage 2:52)

- 1-10-DEN 20 (2:52) B.DiNucci pass short right to N.Adkins to DEN 28 for 8 yards (D.Jamison).  
*PENALTY on DEN-K.Hinton, Offensive Pass Interference, 10 yards, enforced at DEN 20 - No Play.*  
 1-20-DEN 10 (2:29) J.McLaughlin up the middle to DEN 27 for 17 yards (Q.Knight).  
 2-3-DEN 27 (1:52) (Shotgun) B.DiNucci pass incomplete short right to K.Hinton (Q.Knight).  
 3-3-DEN 27 (1:46) (Shotgun) B.DiNucci pass incomplete short left to K.Hinton.  
 4-3-DEN 27 (1:39) R.Dixon punts 59 yards to SF 14, Center-M.Fraboni. D.Jamison MUFFS catch, touched at SF 11, RECOVERED by DEN-F.Moreau at SF 8.

**Denver Broncos vs San Francisco 49ers at Levi's Stadium**

**Denver Broncos at 1:27**

1-8-SF 8 (1:27) **J.McLaughlin left tackle for 8 yards, TOUCHDOWN.**

R11

B.Maher extra point is GOOD, Center-M.Fraboni, Holder-R.Dixon.

<b>DEN 13 SF 9, 1 plays, 8 yards, 0:05 drive, 13:38 elapsed</b>
---

B.Maher kicks 65 yards from DEN 35 to end zone, Touchback.

**San Francisco 49ers at 1:22**

1-10-SF 25 (1:22) J.McNichols left tackle to SF 28 for 3 yards (J.Jackson; D.Sanders).

2-7-SF 28 (:45) (Shotgun) T.Lance pass short right to T.Martin ran ob at SF 37 for 9 yards.

P12

1-10-SF 37 (:12) J.McNichols up the middle to SF 44 for 7 yards (F.Moreau; J.Skinner).

**END OF QUARTER**

	Score	Time Poss	First Downs				Efficiencies	
			R	P	X	T	3 Down	4 Down
<b>Denver Broncos</b>	<b>13</b>	<b>8:08</b>	<b>1</b>	<b>1</b>	<b>0</b>	<b>2</b>	<b>1/4</b>	<b>0/1</b>
<b>San Francisco 49ers</b>	<b>9</b>	<b>6:52</b>	<b>1</b>	<b>4</b>	<b>0</b>	<b>5</b>	<b>1/2</b>	<b>0/0</b>

## Fourth Quarter

8/19/2023

## Play By Play

San Francisco 49ers continued.

2-3-SF 44	(15:00) T.Lance pass short right to R.Bell pushed ob at SF 49 for 5 yards (F.Clark). <i>PENALTY on SF, Illegal Formation, 5 yards, enforced at SF 44 - No Play.</i>	
2-8-SF 39	(14:36) (Shotgun) T.Lance pass short right to J.McNichols to SF 47 for 8 yards (D.Key).	P13
<u>1-10-SF 47</u>	(13:55) (Shotgun) J.McNichols right guard to 50 for 3 yards (D.Sanders; E.Garcia).	
2-7-50	(13:13) (Shotgun) J.McNichols right end pushed ob at DEN 42 for 8 yards (D.Sanders).	R14
<u>1-10-DEN 42</u>	(12:36) (Shotgun) T.Lance pass short right intended for J.McNichols INTERCEPTED by E.Garcia (M.Henningsen) at SF 45. E.Garcia to SF 45 for no gain. The Replay Official reviewed the interception ruling, and the play was Upheld. The ruling on the field stands.	

## Denver Broncos at 12:30

1-10-SF 45	(12:30) (Shotgun) B.DiNucci pass short middle to N.Adkins to SF 40 for 5 yards (C.Robinson, D.Winters).	
2-5-SF 40	(11:58) J.McLaughlin right tackle to SF 38 for 2 yards (Q.Knight; T.Laulile).	
3-3-SF 38	(11:21) (Shotgun) B.DiNucci pass incomplete short left to L.Humphrey.	
4-3-SF 38	(11:14) (Shotgun) B.DiNucci scrambles right end to SF 37 for 1 yard (D.Winters). FUMBLES (D.Winters), ball out of bounds at SF 33.	

Timeout at 11:05.

## San Francisco 49ers at 11:05

1-10-SF 37	(11:05) T.Lance pass incomplete deep middle to R.Bell (F.Hicks). <i>PENALTY on DEN-H.Ndubuisi, Illegal Use of Hands, 5 yards, enforced at SF 37 - No Play.</i>	X15
<u>1-10-SF 42</u>	(11:00) (Shotgun) J.McNichols left guard to SF 45 for 3 yards (A.Patrick).	
2-7-SF 45	(10:23) T.Lance scrambles right end to DEN 49 for 6 yards (F.Hicks).	
3-1-DEN 49	(9:41) J.McNichols right tackle to DEN 49 for no gain (A.Patrick). <i>PENALTY on DEN-A.Patrick, Face Mask, 15 yards, enforced at DEN 49 - No Play.</i>	X16
<u>1-10-DEN 34</u>	(9:15) J.McNichols left end to DEN 29 for 5 yards (J.Skinner).	
2-5-DEN 29	(8:33) T.Lance pass incomplete deep right to C.Latu [N.Bonitto].	
3-5-DEN 29	(8:28) (Shotgun) T.Lance pass short left to T.Martin to DEN 23 for 6 yards (A.Green).	P17
<u>1-10-DEN 23</u>	(7:47) (Shotgun) T.Lance left end ran ob at DEN 13 for 10 yards (J.Skinner). <i>PENALTY on SF-N.Zakelj, Offensive Holding, 10 yards, enforced at DEN 23 - No Play.</i>	
1-20-DEN 33	(7:28) (Shotgun) T.Lance pass incomplete short middle to B.Willis (D.Sanders).	
2-20-DEN 33	(7:25) (Shotgun) T.Lance pass incomplete deep left to W.Snead.	
3-20-DEN 33	(7:19) (Shotgun) T.Lance pass short right to R.Bell to DEN 25 for 8 yards (D.Sanders).	
4-12-DEN 25	<b>(6:41) J.Moody 43 yard field goal is GOOD, Center-T.Pepper, Holder-M.Wishnowsky.</b>	

Timeout at 06:37.

DEN 13 SF 12, 9 plays, 38 yards, 2 penalties, 4:28 drive, 8:23 elapsed

Z.Gonzalez kicks 61 yards from SF 35 to DEN 4. J.McLaughlin ran ob at DEN 48 for 44 yards (M.Hartsfield).

## Denver Broncos at 6:37, (1st play from scrimmage 6:29)

1-10-DEN 48	(6:29) T.Jones right tackle to SF 9 for 43 yards (D.Jamison).	R12
<u>1-9-SF 9</u>	<b>(5:40) B.DiNucci pass short right to J.McLaughlin for 9 yards, TOUCHDOWN.</b> B.Maher extra point is GOOD, Center-J.Landherr, Holder-R.Dixon.	P13

DEN 20 SF 12, 2 plays, 52 yards, 1:02 drive, 9:25 elapsed

B.Maher kicks 65 yards from DEN 35 to end zone, Touchback.

## San Francisco 49ers at 5:35

1-10-SF 25	(5:35) T.Lance pass incomplete deep left to T.Martin. <i>PENALTY on SF-J.Fisher, Offensive Holding, 10 yards, enforced at SF 25 - No Play.</i>	
1-20-SF 15	(5:27) (Shotgun) T.Lance pass incomplete short left to T.Davis-Price.	
2-20-SF 15	(5:21) (Shotgun) T.Lance pass short right to R.Bell pushed ob at SF 22 for 7 yards (F.Hicks).	
3-13-SF 22	(4:45) (Shotgun) T.Lance pass short left to C.Latu to SF 38 for 16 yards (T.Smith).	P18
<u>1-10-SF 38</u>	(4:06) (Shotgun) T.Lance pass short middle to W.Snead to DEN 44 for 18 yards (D.Key).	P19
<u>1-10-DEN 44</u>	(3:32) (Shotgun) T.Lance pass short right to T.Martin to DEN 36 for 8 yards (D.Hood, A.Ajiake).	
2-2-DEN 36	(3:01) (Shotgun) T.Lance pass short middle to W.Snead to DEN 22 for 14 yards (F.Hicks).	P20
<u>1-10-DEN 22</u>	<b>(2:38) (No Huddle, Shotgun) T.Lance pass deep right to C.Latu for 22 yards, TOUCHDOWN.</b> <i>PENALTY on SF, Unsportsmanlike Conduct, 15 yards, enforced between downs.</i>	P21

**Denver Broncos vs San Francisco 49ers at Levi's Stadium**

TWO-POINT CONVERSION ATTEMPT. T.Lance pass to W.Snead is incomplete. ATTEMPT FAILS.

**DEN 20 SF 18, 7 plays, 75 yards, 3:01 drive, 12:26 elapsed**

Z.Gonzalez kicks 65 yards from SF 35 to end zone, Touchback.

**Denver Broncos at 2:34**

- 1-10-DEN 25 (2:34) B.DiNucci pass short left to J.McLaughlin to DEN 24 for -1 yards (Q.Knight).  
Timeout #1 by SF at 02:26.
- 2-11-DEN 24 (2:26) J.McLaughlin up the middle to DEN 27 for 3 yards (T.Laulile; Q.Knight).  
Timeout #2 by SF at 02:22.
- 3-8-DEN 27 (2:22) (Shotgun) B.DiNucci pass incomplete short right to A.Okwuegbunam (T.Laulile).
- 4-8-DEN 27 (2:13) R.Dixon punts 51 yards to SF 22, Center-J.Landherr. D.Jamison to SF 22 for no gain (D.Hood).

**San Francisco 49ers at 2:01**

- 1-10-SF 22 (2:01) (Shotgun) T.Lance pass incomplete short right [E.Garcia].

Two-Minute Warning

- 2-10-SF 22 (1:57) (Shotgun) T.Lance pass short right to R.Bell to SF 41 for 19 yards (J.Jackson). P22  
The Replay Official reviewed the runner was not down by contact ruling, and the play was REVERSED.  
(Shotgun) T.Lance pass short right to R.Bell to SF 36 for 14 yards (D.Key).
- 1-10-SF 36 (1:37) (Shotgun) T.Lance pass deep left to R.Bell to DEN 21 for 43 yards (F.Hicks). P23  
Timeout #1 by DEN at 01:18.
- 1-10-DEN 21 (1:18) T.Davis-Price left tackle to DEN 6 for 15 yards (J.Skinner; D.Key). R24  
Timeout #2 by DEN at 01:09.
- 1-6-DEN 6 (1:09) T.Lance kneels to DEN 8 for -2 yards.  
Timeout #3 by DEN at 01:06.
- 2-8-DEN 8 (1:06) T.Lance kneels to DEN 12 for -4 yards.
- 3-12-DEN 12 (:31) T.Lance kneels to DEN 14 for -2 yards.  
Timeout #3 by SF at 00:03.
- 4-14-DEN 14 (:03) **J.Moody 32 yard field goal is GOOD, Center-T.Pepper, Holder-M.Wishnowsky.**

**DEN 20 SF 21, 8 plays, 64 yards, 2:01 drive, 15:00 elapsed**

**END OF QUARTER**

	Score	Time Poss	First Downs				Efficiencies	
			R	P	X	T	3 Down	4 Down
<b>Denver Broncos</b>	<b>20</b>	<b>3:00</b>	<b>1</b>	<b>1</b>	<b>0</b>	<b>2</b>	<b>0/2</b>	<b>0/1</b>
<b>San Francisco 49ers</b>	<b>21</b>	<b>12:00</b>	<b>2</b>	<b>8</b>	<b>2</b>	<b>12</b>	<b>2/4</b>	<b>0/0</b>

# Miscellaneous Statistics Report

Denver Broncos vs San Francisco 49ers  
8/19/2023 at Levi's Stadium

## Ten Longest Plays for Denver Broncos

Yards	Qtr	Play Start	Play Description
50	2	2-10-DEN 49	(:25) (Shotgun) J.Stidham pass deep left to J.Virgil to SF 1 for 50 yards (J.Brown).
43	4	1-10-DEN 48	(6:29) T.Jones right tackle to SF 9 for 43 yards (D.Jamison).
18	2	3-8-SF 45	(14:22) (Shotgun) J.Stidham pass short left to G.Dulcich ran ob at SF 27 for 18 yards (J.Brown) [A.Bryant].
17	1	3-6-DEN 37	(7:26) (Shotgun) R.Wilson scrambles up the middle ran ob at SF 46 for 17 yards (D.Lenoir).
17	3	1-20-DEN 10	(2:29) J.McLaughlin up the middle to DEN 27 for 17 yards (Q.Knight).
16	2	2-10-DEN 33	(:53) (Shotgun) J.Stidham pass deep right to L.Humphrey to DEN 49 for 16 yards (S.Womack) [M.Davidson].
14	3	3-11-DEN 45	(10:59) (Shotgun) J.Stidham pass short left to L.Humphrey to SF 42 for 13 yards (J.Graham). FUMBLES (J.Graham), and recovers at SF 41.
12	1	2-10-DEN 21	(9:06) (Shotgun) R.Wilson pass short left to J.Williams to DEN 33 for 12 yards (D.Flannigan-Fowles). Penalty on SF-A.Thomas, Defensive Holding, declined.
9	2	1-10-SF 27	(13:58) S.Perine up the middle to SF 18 for 9 yards (D.Flannigan-Fowles, T.Hawkins).
9	4	1-9-SF 9	(5:40) B.DiNucci pass short right to J.McLaughlin for 9 yards, TOUCHDOWN.

## Ten Longest Plays for San Francisco 49ers

Yards	Qtr	Play Start	Play Description
43	4	1-10-SF 36	(1:37) (Shotgun) T.Lance pass deep left to R.Bell to DEN 21 for 43 yards (F.Hicks).
25	1	1-10-SF 29	(14:54) B.Purdy pass short left to D.Samuel to DEN 46 for 25 yards (C.Sterns).
22	4	1-10-DEN 22	(2:38) (No Huddle, Shotgun) T.Lance pass deep right to C.Latu for 22 yards, TOUCHDOWN.
21	3	2-8-SF 49	(5:42) S.Darnold pass short middle to R.Bell to DEN 30 for 21 yards (T.Smith).
18	4	1-10-SF 38	(4:06) (Shotgun) T.Lance pass short middle to W.Snead to DEN 44 for 18 yards (D.Key).
16	4	3-13-SF 22	(4:45) (Shotgun) T.Lance pass short left to C.Latu to SF 38 for 16 yards (T.Smith).
15	1	2-7-DEN 18	(12:07) (Shotgun) B.Purdy pass short right to B.Aiyuk to DEN 3 for 15 yards (C.Sterns).
15	4	1-10-DEN 21	(1:18) T.Davis-Price left tackle to DEN 6 for 15 yards (J.Skinner; D.Key).
14	1	2-10-DEN 46	(14:10) (Shotgun) B.Purdy pass short right to D.Samuel to DEN 32 for 14 yards (C.Sterns).
14	4	2-2-DEN 36	(3:01) (Shotgun) T.Lance pass short middle to W.Snead to DEN 22 for 14 yards (F.Hicks).

## Touchdown Scoring Information

		Offense	Defense	Special Teams
<b>VISITOR</b>	Denver Broncos	2	0	0
<b>HOME</b>	San Francisco 49ers	2	0	0

## Player Scoring Information

Club	Player	TD	Rush TD	Rec TD	KO TD	Punt TD	Int TD	Fum TD	Misc TD	FG	XP	2Pt Rush	2Pt Rec	Sfty	Points
DEN	J.McLaughlin	0	1	1	0	0	0	0	0	0	0	0	0	0	12
DEN	B.Maher	0	0	0	0	0	0	0	0	2	2	0	0	0	8
SF	J.Moody	0	0	0	0	0	0	0	0	3	0	0	0	0	9
SF	C.Latu	0	0	1	0	0	0	0	0	0	0	0	0	0	6
SF	J.Colletto	0	0	1	0	0	0	0	0	0	0	0	0	0	6

## Possession Detail

	First Half		Second Half		Game	
	Visitor	Home	Visitor	Home	Visitor	Home
Largest Lead	3	3	8	3	8	3
Drives Leading	2	0	6	0	8	0
Time of Possession Leading	3:30	0:00	9:39	0:00	13:09	0:00
Largest Deficit	-3	-3	-3	-8	-3	-8
Drives Trailing	1	2	1	6	2	8
Time of Possession Trailing	5:33	7:02	1:29	18:52	7:02	25:54
Times Score Tied Up		1		0		1
Lead Changes		2		3		5



# Playtime Percentage

Percent of playtime per player on offense, defense and special teams (Unofficial)

Denver Broncos					San Francisco 49ers						
		Offense	Defense	Special Teams			Offense	Defense	Special Teams		
J Stidham	QB	35	57%		R Bell	WR	48	66%	4	16%	
M Callaway	WR	29	48%	3	12%	K Ismael	C	47	64%	3	12%
Q Bailey	T	29	48%	2	8%	L Watson	T	47	64%	3	12%
I Prince	T	29	48%	2	8%	I Manning	T	47	64%		
L Wattenberg	C	29	48%			J Poe	G	45	62%	3	12%
W Sherman	G	28	46%	2	8%	N Zakelj	G	45	62%	1	4%
L Humphrey	WR	26	43%	1	4%	T Lance	QB	35	48%		
K Fuller	G	24	39%	2	8%	C Latu	TE	34	47%	12	48%
Q Meinerz	G	23	38%	2	8%	T Davis-Price	RB	31	42%	7	28%
L Cushenberry	C	23	38%	2	8%	W Snead	WR	30	41%	7	28%
G Bolles	T	23	38%	2	8%	S Darnold	QB	29	40%		
A Okwuegbunam	TE	23	38%	2	8%	B Willis	TE	28	38%	11	44%
B Powers	G	23	38%	2	8%	T Martin	WR	28	38%	6	24%
C Fleming	T	23	38%			J Moore	T	26	36%	1	4%
C Sutton	WR	23	38%			J Mason	RB	24	33%	8	32%
N Adkins	TE	21	34%	7	28%	C Conley	WR	24	33%	5	20%
J McLaughlin	RB	21	34%	3	12%	J Colletto	FB	17	23%	9	36%
J Jeudy	WR	20	33%			D Newsome	WR	16	22%	3	12%
A Palczewski	T	19	31%	2	8%	C Luciano	C	16	22%	3	12%
M Mims	WR	18	30%	3	12%	J Fisher	G	16	22%	3	12%
A Trautman	TE	17	28%	4	16%	R Dwelley	TE	14	19%	8	32%
K Hinton	WR	17	28%			J Feliciano	C	14	19%	1	4%
T Jones	RB	16	26%	5	20%	M Pryor	T	14	19%		
A Forsyth	C	14	23%	2	8%	J McNichols	RB	14	19%		
B DiNucci	QB	14	23%			J Jennings	WR	14	19%		
S Perine	RB	12	20%	1	4%	C McKivitz	T	12	16%	1	4%
G Dulcich	TE	12	20%			A Banks	G	12	16%	1	4%
J Williams	RB	12	20%			S Burford	G	12	16%	1	4%
R Wilson	QB	12	20%			J Brendel	C	12	16%		
T Hudson	TE	11	18%	3	12%	C Woerner	TE	11	15%	9	36%
H Byrd	T	9	15%	2	8%	T Fumagalli	TE	10	14%		
D Jacobs	T	9	15%	2	8%	B Aiyuk	WR	9	12%		
M Burton	FB	7	11%	7	28%	B Purdy	QB	9	12%		
M Bandy	WR	7	11%			D Samuel	WR	7	10%		
J Virgil	WR	5	8%	4	16%	K Juszczyk	FB	6	8%		
M Washington	WR	4	7%	3	12%	J Graham	LB			35	57%
T Grimes	WR	3	5%	1	4%	S Womack	CB			35	57%
N Williams	WR	1	2%	1	4%	T Hawkins	SS			35	57%
J Strnad	LB			11	44%	A Bryant	LB			34	56%
D Key	SS			10	40%	J Brown	SS			33	54%
J Skinner	SS			8	32%	A Thomas	CB			33	54%
F Hicks	CB			6	24%	A Barrett	DE			32	52%
E Garcia	DT			3	12%	C Robinson	LB			30	49%
N Bonitto	LB					M Hartsfield	FS			28	46%
J Jackson	DT			3	12%					8	32%

P Mustipher	DT	29	40%	2	8%	D Jamison	CB	28	46%	7	28%
T Smith	CB	27	37%	11	44%	T McGill	DT	26	43%		
F Clark	DE	27	37%			M Davidson	DT	25	41%	2	8%
D Turner-Yell	SS	26	36%	7	28%	M McCrary-Ball	LB	24	39%	8	32%
E Bassey	CB	26	36%	4	16%	D Flannigan-Fowles	LB	23	38%	2	8%
D Mathis	CB	26	36%	4	16%	S Waege	DE	20	33%	2	8%
Z Allen	DE	26	36%	1	4%	I Oliver	CB	19	31%	2	8%
K Jackson	SS	26	36%			K Givens	DT	19	31%	1	4%
D Sanders	LB	25	34%	9	36%	C Ferrell	DE	18	30%	2	8%
J Jewell	LB	25	34%			T Swilling	CB	14	23%	8	32%
J Harris	DE	23	32%	1	4%	Q Knight	CB	14	23%	6	24%
A Singleton	LB	23	32%	1	4%	D Winters	LB	14	23%	5	20%
D Hood	CB	22	30%	3	12%	K Hyder	DE	14	23%	1	4%
R Gregory	DE	22	30%			A Parker	CB	12	20%	12	48%
M Henningsen	DE	20	27%	5	20%	B Speaks	DE	12	20%	1	4%
F Moreau	CB	20	27%	5	20%	C Ward	CB	12	20%	1	4%
J Cooper	LB	19	26%	4	16%	F Warner	LB	12	20%	1	4%
J McMillian	CB	18	25%	10	40%	L Hamilton	LB	12	20%	1	4%
S Benson	LB	13	18%	5	20%	T Lulile	DT	12	20%	1	4%
A Ajjake	LB	12	16%	12	48%	T Hufanga	SS	12	20%	1	4%
A Green	CB	12	16%	7	28%	J Hargrave	DT	10	16%	1	4%
C Allen	LB	12	16%	2	8%	A Armstead	DT	10	16%	1	4%
P Surtain	CB	12	16%	1	4%	K Tezino	LB	8	13%	5	20%
C Sterns	FS	12	16%			D Lenoir	CB	6	10%		
A Patrick	LB	11	15%	10	40%	M Wishnowsky	P			7	28%
T Incoom	DE	11	15%	9	36%	T Pepper	LS			7	28%
T Lancaster	NT	11	15%	4	16%	J Moody	K			6	24%
D Jones	DT	10	14%			A Gutierrez	T			3	12%
M Haynes	DE	9	12%	7	28%	N Brooks	CB			3	12%
H Ndubuisi	T	4	5%	2	8%	Z Gonzalez	K			3	12%
D Washington	RB			9	36%	D Gray	WR			1	4%
B Maher	K			9	36%						
R Dixon	P			8	32%						
M Fraboni	LS			4	16%						
J Landherr	LS			4	16%						