



BOLT UP
los angeles chargers football



GAME RELEASE



vs.



WEEK 16 | THURS. DEC. 19 | 5:15 PM PT

GAME RELEASE

213.719.6600 | Chargers.com | @Chargers

Josh.Rupprecht@Chargers.NFL.com | Jennifer.Rojas@Chargers.NFL.com

Lauren.Georgeson@Chargers.NFL.com | Brock.Anderson@Chargers.NFL.com

Leonie.Strehl@Chargers.NFL.com | Ricky.Martinez@Chargers.NFL.com



BOLTS HOST BRONCOS ON THURSDAY NIGHT FOOTBALL

The Los Angeles Chargers play on Thursday Night Football in Week 16, hosting the Denver Broncos at SoFi Stadium. The game was flexed from Sun., Dec. 22, to Thurs., Dec., 19. Kickoff is slated for 5:15 p.m. PT. Al Michaels, Kirk Herbstreit and Kaylee Hartung have the call on Prime Video, while Matt "Money" Smith, Daniel Jeremiah and Shannon Farren will broadcast on the Chargers Radio Network airwaves on ALT FM-98.7 as well as on SiriusXM 81 or 226 and on the SiriusXM app. Adrian Garcia-Marquez and Francisco Pinto will present the game in Spanish on Que Buena Los Angeles. The game can be watched locally on KTTV (FOX 11).

The Bolts hold a 37-27 regular-season home record against the Broncos. In the 2022 home game on Monday Night Football, Los Angeles beat Denver in overtime, 19-16. Los Angeles won in the Mile High City in Week 6, 23-16.

Los Angeles' offense features quarterback **Justin Herbert**, who had a streak of 357 passes without an interception, the fifth-longest streak in NFL history. Wide receiver **Quentin Johnston** has caught a touchdown each of the last two weeks to bring him to a career-best eight on the season. Rookie wide receiver **Ladd McConkey** leads the team in receptions (63) and receiving yards (873). On defense, linebacker **Daiyan Henley** leads the team and ranks tied for No. 7 in the NFL with 126 tackles. He is the only NFL player this season with 110 tackles and more than five pass breakups. The unit allows 17.6 points per game, tied for best in the NFL.

Denver's offense is led by rookie quarterback Bo Nix, who has thrown for 2,972 yards and 20 touchdowns, and wide receiver Courtland Sutton, who leads the team in receptions (66), yards (878) and touchdowns (six). Defensively, linebacker Nick Bonitto paces the squad with 11.5 sacks. Cornerback Pat Surtain II leads the team with four interceptions on the year.

The Bolts head on the road to New England in Week 17 before finishing off the regular season at Las Vegas in Week 18. The times and dates of both games are TBD.

BY THE NUMBERS

17.6 Los Angeles is tied for the NFL's top scoring defense in 2024, allowing just 17.6 points per game. It's on pace to be the best defensive scoring output by the Bolts since 2017 (17.0 points per game).

+11 The Chargers has a plus-11 turnover differential this season, ranking No. 4 in the NFL. The team has just eight giveaways this season, among the league's fewest in 2024.

ON THE CALL

TELEVISION: PRIME VIDEO

Play-by-play: Al Michaels
Analyst: Kirk Herbstreit
Sideline: Kaylee Hartung

CHARGERS RADIO: ALT FM-98.7

Play-by-play: Matt "Money" Smith
Analyst: Daniel Jeremiah
Sideline: Shannon Farren

NATIONAL RADIO: WESTWOOD ONE

Play-by-play: John Sadak
Analyst: Ross Tucker

SPANISH RADIO: QUE BUENA

LOS ANGELES (FM-105.5/94.3)
Play-by-play: Adrian Garcia-Marquez
Analyst: Francisco Pinto

CHARGERS MOBILE APP: Official team news, full game stats and live press conferences are available on the Chargers mobile app. For more details, visit Chargers.com/app.

2024 CHARGERS SCHEDULE

PRESEASON (1-2)

Wk	Date	Opponent	TV	Result
1	Sat., Aug. 10	SEATTLE	CBS LA	L, 16-3
2	Sat., Aug. 17	L.A. RAMS	CBS LA	L, 13-9
3	Sat., Aug. 24	at Dallas	CBS LA	W, 26-19

REGULAR SEASON (8-6)

Wk	Date	Opponent	TV	Time*/Res.
1	Sun., Sept. 8	LAS VEGAS	CBS	W, 22-10
2	Sun., Sept. 15	at Carolina	CBS	W, 26-3
3	Sun., Sept. 22	at Pittsburgh	CBS	L, 20-10
4	Sun., Sept. 29	KANSAS CITY	CBS	L, 17-10
5	—	BYE	—	—
6	Sun., Oct. 13	at Denver	CBS	W, 23-16
7	Mon., Oct. 21	at Arizona	ESPN+	L, 17-15
8	Sun., Oct. 27	NEW ORLEANS	FOX	W, 26-8
9	Sun., Nov. 3	at Cleveland	CBS	W, 27-10
10	Sun., Nov. 10	TENNESSEE	FOX	W, 27-17
11	Sun., Nov. 17	CINCINNATI	NBC	W, 34-27
12	Mon., Nov. 25	BALTIMORE	ESPN	L, 30-23
13	Sun., Dec. 1	at Atlanta	CBS	W, 17-13
14	Sun., Dec. 8	at Kansas City	NBC	L, 19-17
15	Sun., Dec. 15	TAMPA BAY	FOX	L, 40-17
16	Thurs., Dec. 19	DENVER	PRIME	5:15 p.m.
17	TBD	at New England	TBD	TBD
18	TBD	at Las Vegas	TBD	TBD

**All Times Pacific*

HOME GAMES IN CAPS

2024 AFC WEST STANDINGS

Team	W	L	T	Pct.	PF	PA
Kansas City	13	1	0	.929	329	259
Denver	9	5	0	.643	336	247
L.A. Chargers	8	6	0	.571	294	247
Las Vegas	2	11	0	.154	236	361

RELEASE INDEX

Content	Page	Content	Page
The 2024 Schedule	2	Khalil Mack Notes	24
Broncos Series History	3	Joey Bosa Notes	27
Thursday Night History	5	Tuli Tuipulotu Notes	29
The Matchup	6	Cameron Dicker Notes	30
Connections	8	Other Player Notes	32
Assistant Coaches	9	Career Stats vs. Broncos	35
Team Notes	10	2024 Stats	41
Justin Herbert Notes	13	Game Summaries	43
J.K. Dobbins Notes	22	Rosters & Transactions	50
Derwin James Jr. Notes	23	Media Information	59

BREAKING DOWN THE 2024 SCHEDULE

SERIES BREAKDOWN	2024 RECORD	NOTES
 <p>ALL-TIME: 59-68-2 HOME: 31-33-1 AWAY: 28-35-1 LAST: W, 22-10 – 2024 vs. Raiders</p>	<p>OVERALL: 2-11-0 HOME: 1-4-0 AWAY: 1-7-0 STANDING: 4th AFC West</p>	<p>The Chargers have won 15 of the past 21 home contests against the Raiders and defeated the Raiders in 12 of the last 20 road games. Los Angeles beat the Raiders at SoFi Stadium last season behind Khalil Mack's single-game franchise-record six sacks.</p>
 <p>ALL-TIME: 2-6-0 HOME: 0-4-0 AWAY: 2-2-0 LAST: W, 26-3 – 2024 at Panthers</p>	<p>OVERALL: 3-11-0 HOME: 2-6-0 AWAY: 1-5-0 STANDING: 4th NFC South</p>	<p>Los Angeles heads to Carolina to play the Panthers for just the fourth time in history and first since 2016. In the last matchup, a home game against Carolina in 2020, Justin Herbert made his second career start and threw for 330 yards, becoming the third player in NFL history to top 300 passing yards in each of his first two career starts.</p>
 <p>ALL-TIME: 9-24-0 HOME: 7-9-0 AWAY: 2-15-0 LAST: L, 20-10 – 2024 at Steelers</p>	<p>OVERALL: 10-4-0 HOME: 5-1-0 AWAY: 5-3-0 STANDING: 1st AFC North</p>	<p>The Bolts have won three of the last five bouts in the series, including the 2021 <i>Sunday Night Football</i> come-from-behind victory at home by four points where Justin Herbert become the first player in NFL history to throw for 350 yards and run for 90 in the same game.</p>
 <p>ALL-TIME: 57-71-1 HOME: 31-32-1 AWAY: 26-39-0 LAST: L, 19-17 – 2024 at Chiefs</p>	<p>OVERALL: 13-1-0 HOME: 7-0-0 AWAY: 6-1-0 STANDING: 1st AFC West</p>	<p>The Chargers have an all-time regular-season home record against the Chiefs of 31-31-1, with the last five matchups being decided by one score. The Chargers have won two of the last four road games against the Chiefs, including back-to-back wins in 2020 and 2021.</p>
 <p>ALL-TIME: 56-72-1 HOME: 37-27-0 AWAY: 19-45-1 LAST: W, 23-16 – 2024 at Broncos</p>	<p>OVERALL: 9-5-0 HOME: 5-2-0 AWAY: 4-3-0 STANDING: 2nd AFC West</p>	<p>The Bolts hold a 37-27 regular-season home record against the Broncos. In the 2022 home game on <i>Monday Night Football</i>, Los Angeles beat Denver in overtime, 19-16. 11 of the last 14 matchups in the Mile High City have been decided by one score, including six of them by less than seven points.</p>
 <p>ALL-TIME: 11-5-0 HOME: 7-1-0 AWAY: 4-4-0 LAST: L, 17-15 – 2024 at Cardinals</p>	<p>OVERALL: 7-7-0 HOME: 5-3-0 AWAY: 2-4-0 STANDING: 3rd NFC West</p>	<p>The Chargers hold a 11-4 (.733) all-time advantage against Arizona. Los Angeles has won five of the last six games, including a 25-24 come-from-behind victory in 2022. The Week 7 matchup marks the third-ever Monday night contest between the teams and the first since 2014.</p>
 <p>ALL-TIME: 8-6-0 HOME: 4-3-0 AWAY: 4-3-0 LAST: W, 26-8 – 2024 vs. Saints</p>	<p>OVERALL: 5-9-0 HOME: 3-5-0 AWAY: 2-4-0 STANDING: 3rd NFC South</p>	<p>The Chargers face the Saints for the 14th time in history, boasting a 7-6 all-time advantage. Typically high-scoring affairs, Los Angeles has eclipsed 25 points in five of the last six games. The late October matchup is the first home game for the Chargers between the teams since 2016.</p>
 <p>ALL-TIME: 20-9-1 HOME: 9-4-0 AWAY: 11-5-1 LAST: W, 27-10 – 2024 at Browns</p>	<p>OVERALL: 3-11-0 HOME: 2-5-0 AWAY: 1-6-0 STANDING: 4th AFC North</p>	<p>Winners of 14 of the last 18 matchups with Cleveland, the Chargers hold a 19-9-1 advantage in the regular-season series against the Browns. Los Angeles won the last matchup in Cleveland in 2022, 30-28, and is undefeated in all 14 games in the series when scoring 25 points.</p>
 <p>ALL-TIME: 29-16-1 HOME: 20-3-1 AWAY: 9-13-0 LAST: W, 27-17 – 2024 vs. Titans</p>	<p>OVERALL: 3-11-0 HOME: 1-6-0 AWAY: 2-5-0 STANDING: 4th AFC South</p>	<p>The Chargers are 28-16-1 (0.636) against the former AFL West rival. Los Angeles has won 11 of the past 14 games overall, eight straight as the home team. In the eight-straight home wins, the Bolts average 30.8 points and 401.3 net yards per game.</p>
 <p>ALL-TIME: 22-14-0 HOME: 11-7-0 AWAY: 11-7-0 LAST: W, 34-27 – 2024 vs. Bengals</p>	<p>OVERALL: 6-8-0 HOME: 1-5-0 AWAY: 5-3-0 STANDING: 3rd AFC North</p>	<p>The game will be the first home matchup for the Chargers against the Bengals since a 26-21 victory in 2018. The Bolts have won three-straight games against Cincinnati, including a 19-point victory in 2021 that saw Justin Herbert throw for 317 yards and three touchdowns, registering a 118.4 passer rating.</p>
 <p>ALL-TIME: 5-10-0 HOME: 4-6-0 AWAY: 1-4-0 LAST: L, 30-23 – 2024 vs. Ravens</p>	<p>OVERALL: 9-5-0 HOME: 4-2-0 AWAY: 5-3-0 STANDING: 2nd AFC North</p>	<p>The Chargers host the Ravens for the second-straight season, this time featuring brothers at the helm — Los Angeles Head Coach Jim Harbaugh and Baltimore Head Coach John Harbaugh. Last year, the Chargers and Ravens were also on primetime, squaring off on <i>Sunday Night Football</i>.</p>
 <p>ALL-TIME: 5-8-0 HOME: 1-6-0 AWAY: 4-2-0 LAST: W, 17-13 – 2024 at Falcons</p>	<p>OVERALL: 6-7-0 HOME: 3-4-0 AWAY: 3-3-0 STANDING: 2nd NFC South</p>	<p>The Bolts have won each of the past three matchups against Atlanta by three points, including one in 2022 that saw Cameron Dicker make a game-winning kick as time expired, earning him AFC Special Teams Player of the Week honors. Nine of the 12 games in series history were decided by one score.</p>
 <p>ALL-TIME: 8-5-0 HOME: 3-3-0 AWAY: 5-2-0 LAST: L, 40-17 – 2024 vs. Buccaneers</p>	<p>OVERALL: 8-6-0 HOME: 3-4-0 AWAY: 5-2-0 STANDING: 1st NFC South</p>	<p>With a regular-season record of 8-4 (.667) against the Buccaneers, the Bolts host Tampa Bay for the first time since 2016. Four of the past six games between the teams have been decided by one score. In the all-time series, the Chargers are 5-1 when scoring 25-plus points.</p>
 <p>ALL-TIME: 15-24-2 HOME: 6-12-1 AWAY: 10-12-1 LAST: W, 6-0 – 2023 at Patriots</p>	<p>OVERALL: 3-11-0 HOME: 1-5-0 AWAY: 2-6-0 STANDING: 4th AFC East</p>	<p>Los Angeles heads to New England for second-straight season, winning 6-0 last year for the team's first shutout since 2017. The Patriots hold a 24-15-2 advantage in the all-time series, with five of the last seven matchups having been decided by less than 10 points.</p>

CHARGERS-BRONCOS SERIES HISTORY

SERIES BREAKDOWN

All-Time Series Record	56-73-1 (.430)
Regular Season Series Record	56-72-1 (.436)
Chargers All-Time at Broncos	18-46-1 (.285)
Current Streak	W, One (1) game
Last Meeting	Oct. 13, 2024 – W, 23-16
Longest Chargers Win Streak	Six (6) games (1963-66)
Longest Broncos Win Streak	Seven (7) games (1975-78)
Head Coach Jim Harbaugh vs. Broncos*	3-3 (.500)
Most Career GP vs. Broncos	OLB Khalil Mack/LB Denzel Perryman (14)

*Including years as a player

TEAM SUPERLATIVES AGAINST BRONCOS

Most Points Scored	58 – Dec. 22, 1963 vs. Den.
Fewest Points Allowed	0 – Last: Oct. 22, 2017 vs. Den.
Average Points Scored	21.3
Average Points Allowed	21.2
Most Points (Combined)	84 – Oct. 6, 1963 at Den.
Fewest Points (Combined)	7 – Oct. 7, 1979 at Den.
Largest Margin of Victory	38 – Dec. 22, 1963 vs. Den.
Most Total Net Yards	581 – Oct. 20, 1968 vs. Den.
Fewest Total Net Yards Allowed	156 – Oct. 8, 1978 vs. Den.
Most First Downs	31 – Nov. 27, 1983 vs. Den.
Fewest First Downs Allowed	11 – Last: Nov. 9, 1980 vs. Den.
Most Net Passing Yards	384 – Nov. 18, 2018 vs. Den.
Fewest Net Passing Yards Allowed	8 – Nov. 30, 1975 at Den.
Most Rushing Yards	289 – Dec. 28, 2008 vs. Den.
Fewest Rushing Yards Allowed	18 – Dec. 12, 2013 at Den.
Most Takeaways	7 – Sept. 21, 1980 at Den.
Fewest Giveaways	0 – Last: Oct. 13, 2024 at Den.

MOST RECENT SINGLE-GAME HIGHS

Category	Date	Opp./Loc.	Player	No.
Completions	Oct. 17, 2022	vs. Den.	J.Herbert	37
Comp. Pct.*	Nov. 22, 2009	at Den.	P.Rivers	77.3
Passing Yards	Nov. 18, 2018	vs. Den.	P.Rivers	401
Passing TDs	Dec. 1, 1968	at Den.	J.Hadl	5
Passer Rating*	Dec. 28, 2008	vs. Den.	P.Rivers	141.0
Rushing Yards	Dec. 1, 2002	vs. Den.	L.Tomlinson	220
Rushing TDs	Nov. 29, 1981	vs. Den.	C.Muncie	4
Receptions	Oct. 6, 2019	vs. Den.	A.Ekeler	15
Receiving Yards	Sept. 11, 1965	vs. Den.	L.Alworth	211
Receiving TDs	Dec. 1, 1968	at Den.	L.Alworth	4
Scrim. Yards	Dec. 1, 2002	vs. Den.	L.Tomlinson	271
Scrim. TDs	Nov. 19, 2006	at Den.	L.Tomlinson	4
Tackles	Dec. 5, 2004	vs. Den.	D.Edwards	20
Sacks	Dec. 22, 1991	vs. Den.	L.O'Neal	4.0
Interceptions	Sept. 24, 1972	vs. Den.	J.Beauchamp	3
FGs Made	Oct. 9, 2011	at Den.	N.Novak	5
Net Punt Avg.**	Dec. 10, 2023	vs. Den.	J.Scott	57.4

*Min. 20 Pass Attempts

**Min. Three Punts

ALL-TIME GAMES AGAINST BRONCOS

Date	Opponent	Result	Venue
Oct. 16, 1960	at Denver	W, 23-19	Bears Stadium
Dec. 10, 1960	vs. Denver	W, 41-33	L.A. Memorial Coliseum
Oct. 29, 1961	vs. Denver	W, 37-0	Balboa Stadium
Nov. 12, 1961	at Denver	W, 19-16	Bears Stadium
Sept. 7, 1962	at Denver	L, 30-21	Bears Stadium
Nov. 4, 1962	vs. Denver	L, 23-20	Balboa Stadium
Oct. 6, 1963	at Denver	L, 50-34	Bears Stadium
Dec. 22, 1963	vs. Denver	W, 58-20	Balboa Stadium
Oct. 18, 1964	vs. Denver	W, 42-14	Balboa Stadium
Nov. 8, 1964	at Denver	W, 31-20	Bears Stadium
Sept. 11, 1965	vs. Denver	W, 34-31	Balboa Stadium
Nov. 7, 1965	at Denver	W, 35-21	Bears Stadium
Oct. 30, 1966	vs. Denver	W, 24-17	Balboa Stadium
Nov. 27, 1966	at Denver	L, 20-17	Bears Stadium
Oct. 22, 1967	at Denver	W, 38-21	Bears Stadium
Nov. 23, 1967	vs. Denver	W, 24-20	San Diego Stadium
Oct. 20, 1968	vs. Denver	W, 55-24	San Diego Stadium
Dec. 1, 1968	at Denver	W, 47-23	Mile High Stadium
Nov. 2, 1969	at Denver	L, 13-0	Mile High Stadium
Nov. 23, 1969	vs. Denver	W, 45-24	San Diego Stadium
Nov. 8, 1970	vs. Denver	W, 24-21	San Diego Stadium
Dec. 13, 1970	at Denver	T, 17-17	Mile High Stadium
Oct. 17, 1971	at Denver	L, 20-16	Mile High Stadium
Dec. 12, 1971	vs. Denver	W, 45-17	San Diego Stadium
Sept. 24, 1972	vs. Denver	W, 37-14	San Diego Stadium
Dec. 10, 1972	at Denver	L, 38-13	Mile High Stadium
Nov. 11, 1973	at Denver	L, 30-19	Mile High Stadium
Dec. 9, 1973	vs. Denver	L, 42-28	San Diego Stadium
Oct. 20, 1974	at Denver	L, 27-7	Mile High Stadium
Dec. 15, 1974	vs. Denver	W, 17-0	San Diego Stadium
Nov. 16, 1975	vs. Denver	L, 27-17	San Diego Stadium
Nov. 30, 1975	at Denver	L, 13-10 (OT)	Mile High Stadium
Oct. 3, 1976	at Denver	L, 26-0	Mile High Stadium
Nov. 14, 1976	vs. Denver	L, 17-0	San Diego Stadium
Nov. 13, 1977	vs. Denver	L, 17-14	San Diego Stadium
Dec. 11, 1977	at Denver	L, 17-9	Mile High Stadium
Sept. 17, 1978	at Denver	L, 27-14	Mile High Stadium
Oct. 8, 1978	vs. Denver	W, 23-0	San Diego Stadium
Oct. 7, 1979	at Denver	L, 7-0	Mile High Stadium
Dec. 17, 1979	vs. Denver	W, 17-7	San Diego Stadium
Sept. 21, 1980	at Denver	W, 30-13	Mile High Stadium
Nov. 9, 1980	vs. Denver	L, 20-13	Jack Murphy Stadium
Sept. 27, 1981	at Denver	L, 42-24	Mile High Stadium
Nov. 29, 1981	vs. Denver	W, 34-17	Jack Murphy Stadium
Sept. 12, 1982	at Denver	W, 23-3	Mile High Stadium
Nov. 28, 1982	vs. Denver	W, 30-20	Jack Murphy Stadium
Oct. 23, 1983	at Denver	L, 14-6	Mile High Stadium
Nov. 27, 1983	vs. Denver	W, 31-7	Jack Murphy Stadium
Nov. 11, 1984	vs. Denver	L, 16-13	Jack Murphy Stadium
Dec. 9, 1984	at Denver	L, 16-13	Mile High Stadium
Nov. 3, 1985	vs. Denver	W, 30-10	Jack Murphy Stadium
Nov. 17, 1985	at Denver	L, 30-24 (OT)	Mile High Stadium
Oct. 12, 1986	vs. Denver	L, 31-14	Jack Murphy Stadium
Nov. 9, 1986	at Denver	W, 9-3	Mile High Stadium

CHARGERS-BRONCOS SERIES HISTORY

ALL-TIME GAMES AGAINST BRONCOS

Date	Opponent	Result	Venue
Nov. 29, 1987	vs. Denver	L, 31-17	Jack Murphy Stadium
Dec. 27, 1987	at Denver	L, 24-0	Mile High Stadium
Sept. 11, 1988	at Denver	L, 34-3	Mile High Stadium
Oct. 2, 1988	vs. Denver	L, 12-0	Jack Murphy Stadium
Oct. 8, 1989	at Denver	L, 16-10	Mile High Stadium
Dec. 24, 1989	vs. Denver	W, 19-16	Jack Murphy Stadium
Nov. 11, 1990	vs. Denver	W, 19-7	Jack Murphy Stadium
Dec. 16, 1990	at Denver	L, 20-10	Mile High Stadium
Sept. 22, 1991	at Denver	L, 27-19	Mile High Stadium
Dec. 22, 1991	vs. Denver	L, 17-14	Jack Murphy Stadium
Sept. 13, 1992	at Denver	L, 21-13	Mile High Stadium
Oct. 25, 1992	vs. Denver	W, 24-21	Jack Murphy Stadium
Sept. 12, 1993	at Denver	L, 34-17	Mile High Stadium
Dec. 5, 1993	vs. Denver	W, 13-10	Jack Murphy Stadium
Sept. 4, 1994	at Denver	W, 37-34	Mile High Stadium
Oct. 23, 1994	vs. Denver	L, 20-15	Jack Murphy Stadium
Sept. 24, 1995	vs. Denver	W, 17-6	Jack Murphy Stadium
Nov. 19, 1995	at Denver	L, 30-27	Mile High Stadium
Oct. 6, 1996	at Denver	L, 28-17	Mile High Stadium
Dec. 22, 1996	vs. Denver	W, 16-10	Jack Murphy Stadium
Nov. 30, 1997	vs. Denver	L, 38-28	Qualcomm Stadium
Dec. 21, 1997	at Denver	L, 38-3	Mile High Stadium
Nov. 8, 1998	at Denver	L, 27-10	Mile High Stadium
Nov. 29, 1998	vs. Denver	L, 31-16	Qualcomm Stadium
Nov. 7, 1999	vs. Denver	L, 33-17	Qualcomm Stadium
Jan. 2, 2000	at Denver	W, 12-6	Mile High Stadium
Oct. 8, 2000	vs. Denver	L, 21-7	Qualcomm Stadium
Nov. 19, 2000	at Denver	L, 38-37	Mile High Stadium
Oct. 21, 2001	vs. Denver	W, 27-10	Qualcomm Stadium
Nov. 11, 2001	at Denver	L, 26-16	Invesco Field at Mile High
Oct. 6, 2002	at Denver	L, 26-9	Invesco Field at Mile High
Dec. 1, 2002	vs. Denver	W, 30-27 (OT)	Qualcomm Stadium
Sept. 14, 2003	vs. Denver	L, 37-13	Qualcomm Stadium
Nov. 16, 2003	at Denver	L, 37-8	Invesco Field at Mile High
Sept. 26, 2004	at Denver	L, 23-13	Invesco Field at Mile High
Dec. 5, 2004	vs. Denver	W, 20-17	Qualcomm Stadium
Sept. 18, 2005	at Denver	L, 20-17	Invesco Field at Mile High
Dec. 31, 2005	vs. Denver	L, 23-7	Qualcomm Stadium
Nov. 19, 2006	at Denver	W, 35-27	Invesco Field at Mile High
Dec. 10, 2006	vs. Denver	W, 48-20	Qualcomm Stadium

ALL-TIME GAMES AGAINST BRONCOS

Date	Opponent	Result	Venue
Oct. 7, 2007	at Denver	W, 41-3	Invesco Field at Mile High
Dec. 24, 2007	vs. Denver	W, 23-3	Qualcomm Stadium
Sept. 14, 2008	at Denver	L, 39-38	Invesco Field at Mile High
Dec. 28, 2008	vs. Denver	W, 52-21	Qualcomm Stadium
Oct. 19, 2009	vs. Denver	L, 34-23	Qualcomm Stadium
Nov. 22, 2009	at Denver	W, 32-3	Invesco Field at Mile High
Nov. 22, 2010	vs. Denver	W, 35-14	Qualcomm Stadium
Jan. 2, 2011	at Denver	W, 33-28	Invesco Field at Mile High
Oct. 9, 2011	at Denver	W, 29-24	Sports Auth. Fld. at Mile High
Nov. 27, 2011	vs. Denver	L, 16-13 (OT)	Qualcomm Stadium
Oct. 15, 2012	vs. Denver	L, 35-24	Qualcomm Stadium
Nov. 18, 2012	at Denver	L, 30-23	Sports Auth. Fld. at Mile High
Nov. 10, 2013	vs. Denver	L, 28-20	Qualcomm Stadium
Dec. 12, 2013	at Denver	W, 27-20	Sports Auth. Fld. at Mile High
Jan. 12, 2014	at Denver*	L, 24-17	Sports Auth. Field at Mile High
Oct. 23, 2014	at Denver	L, 35-21	Sports Auth. Field at Mile High
Dec. 14, 2014	vs. Denver	L, 22-10	Qualcomm Stadium
Dec. 6, 2015	vs. Denver	L, 17-3	Qualcomm Stadium
Jan. 3, 2016	at Denver	L, 27-20	Sports Auth. Fld. at Mile High
Oct. 13, 2016	vs. Denver	W, 21-13	Qualcomm Stadium
Oct. 30, 2016	at Denver	L, 27-19	Sports Auth. Field at Mile High
Sept. 11, 2017	at Denver	L, 24-21	Sports Auth. Field at Mile High
Oct. 22, 2017	vs. Denver	W, 21-0	StubHub Center
Nov. 18, 2018	vs. Denver	L, 23-22	StubHub Center
Dec. 30, 2018	at Denver	W, 23-9	Broncos Stadium at Mile High
Oct. 6, 2019	vs. Denver	L, 20-13	Dignity Health Sports Park
Dec. 1, 2019	at Denver	L, 23-20	Empower Field at Mile High
Nov. 1, 2020	at Denver	L, 31-30	Empower Field at Mile High
Dec. 27, 2020	vs. Denver	W, 19-16	SoFi Stadium
Nov. 28, 2021	at Denver	L, 28-13	Empower Field at Mile High
Jan. 2, 2022	vs. Denver	W, 34-13	SoFi Stadium
Oct. 17, 2022	vs. Denver	W, 19-16 (OT)	SoFi Stadium
Jan. 8, 2023	at Denver	L, 31-28	Empower Field at Mile High
Dec. 10, 2023	vs. Denver	L, 24-7	SoFi Stadium
Dec. 31, 2023	at Denver	L, 16-9	Empower Field at Mile High
Oct. 13, 2024	at Denver	W, 23-16	Empower Field at Mile High

*^Ties were not counted in winning percentage until the 1972 season.
Ties prior to 1972 are not calculated into the series winning percentage.*

**AFC Divisional*

CHARGERS THURSDAY NIGHT FOOTBALL HISTORY

THURSDAY NIGHT FOOTBALL BREAKDOWN

All-Time Record on Thursday Night 8-11 (.429)
Chargers Record on Thursday Night at Home 5-6 (.500)
Current Streak L, Three (3) games
Last Appearance Dec. 14, 2024 at L.V. — L, 63-21
Head Coach Jim Harbaugh on Thursday Night 2-2 (.500)
Most Career GP on Thursday Night LS Josh Harris (12)

TEAM SUPERLATIVES ON THURSDAY NIGHT

Most Points Scored 34 — Last: Dec. 16, 2010 vs. S.F.
Fewest Points Allowed 7 — Last: Dec. 16, 2010 vs. S.F.
Average Points Scored 23.9
Average Points Allowed 27.7
Most Points (Combined) 84 — Dec. 14, 2024 at L.V.
Fewest Points (Combined) 34 — Last: Oct. 13, 2016 vs. Den.
Largest Margin of Victory 27 — Last: Dec. 16, 2010 vs. S.F.
Most Total Net Yards 428 — Dec. 16, 2021 vs. K.C.
Fewest Total Net Yards Allowed 163 — Dec. 4, 2008 vs. Oak.
Most First Downs 30 — Last: Dec. 13, 2018 at K.C.
Fewest First Downs Allowed 9 — Dec. 3, 2008 vs. Oak.
Most Net Passing Yards 326 — Sept. 15, 2022 at K.C.
Fewest Net Passing Yards Allowed 109 — Dec. 4, 2008 vs. Oak.
Most Rushing Yards 192 — Dec. 16, 2021 vs. K.C.
Fewest Rushing Yards Allowed 18 — Dec. 12, 2013 at Den.
Most Takeaways 4 — Last: Nov. 1, 2012 vs. K.C.
Fewest Giveaways 0 — Last: Dec. 17, 2020 at L.V.

MOST RECENT SINGLE-GAME HIGHS

Category	Date	Opp./Loc.	Player	No.
Completions	Sept. 15, 2022	at K.C.	J.Herbert	33
Comp. Pct.*	Nov. 1, 2012	vs. K.C.	P.Rivers	90.0
Passing Yards	Sept. 15, 2022	at K.C.	J.Herbert	334
Passing TDs	Dec. 14, 2024	at L.V.	E.Stick	3
Passer Rating*	Dec. 16, 2010	at S.F.	P.Rivers	150.5
Rushing Yards	Dec. 12, 2013	at Den.	R.Mathews	127
Rushing TDs	Nov. 20, 1986	vs. Rai.	C.Adams	3
Receptions	Sept. 15, 2022	at K.C.	A.Ekeler	9
Receiving Yards	Dec. 4, 2008	vs. Oak.	V.Jackson	148
Receiving TDs	Dec. 16, 2010	vs. S.F.	V.Jackson	3
Scrim. Yards	Dec. 4, 2008	vs. Oak.	V.Jackson	148
Scrim. TDs	Dec. 12, 2018	at K.C.	M.Williams	3
Tackles	Nov. 7, 2019	at Oak.	D.Tranquill	14
Sacks	Dec. 4, 2008	vs. Oak.	S.Phillips	2.5
Interceptions	Dec. 4, 2008	vs. Oak.	S.Cooper	2
FGs Made	Oct. 13, 2016	vs. Den.	J.Lambo	4
Net Punt Avg.**	Nov. 10, 2011	vs. Oak.	M.Scifres	53.7

*Min. 20 Pass Attempts

**Min. Three Punts

ALL-TIME THURSDAY NIGHT GAMES

Date	Opponent	Result	Venue
Oct. 25, 1979	at Oakland*	L, 45-22	Oak.-Alameda Co. Coliseum
Nov. 20, 1980	at Miami	W, 27-24 (OT)	Orange Bowl
Dec. 1, 1983	vs. L.A. Raiders*	L, 42-10	Jack Murphy Stadium
Nov. 20, 1986	vs. L.A. Raiders*	L, 37-31 (OT)	Jack Murphy Stadium
Oct. 16, 1997	at Kansas City	L, 31-3	Arrowhead Stadium
Dec. 4, 2008	vs. Oakland*	W, 34-7	Qualcomm Stadium
Dec. 16, 2010	vs. San Francisco	W, 34-7	Qualcomm Stadium
Nov. 10, 2011	vs. Oakland*	L, 24-17	Qualcomm Stadium
Nov. 1, 2012	vs. Kansas City	W, 31-13	Qualcomm Stadium
Dec. 12, 2013	at Denver	W, 27-20	Sports Auth. Fld. at Mile High
Oct. 23, 2014	at Denver	L, 35-21	Sports Auth. Field at Mile High
Dec. 24, 2015	at Oakland*	L, 23-20 (OT)	O.co Coliseum
Oct. 13, 2016	vs. Denver	W, 21-13	Qualcomm Stadium
Dec. 13, 2018	at Kansas City	W, 29-28	Arrowhead Stadium
Nov. 7, 2019	at Oakland*	L, 26-24	Ring Central Coliseum
Dec. 17, 2020	at Las Vegas*	W, 30-27 (OT)	Allegiant Stadium
Dec. 16, 2021	vs. Kansas City	L, 34-28 (OT)	SoFi Stadium
Sept. 15, 2022	at Kansas City	L, 27-24	GEHA Fld. at Arrowhead Stad.
Dec. 14, 2023	at Las Vegas*	L, 63-21	Allegiant Stadium

*Known as Oakland Raiders (1960-81 and 1995-2019)
 and Los Angeles Raiders (1982-94)

THE MATCHUP

AT THE HELM



JIM HARBAUGH

Chargers Head Coach

Overall Record: 57-28-1 (.669)
 Reg. Season Record: 52-25-1 (.673)
 Postseason Record: 10-7 (.588)
 Record vs. DEN: 3-3 (.500)
 Home Record (Reg.): 27-11-1 (.705)

Hometown: Toledo, Oh.
 College: Michigan '87

Harbaugh brings with him a winning culture, posting a 144-52 record as a collegiate head coach and a 49-22-1 record as an NFL head coach. In four years, he led the San Francisco 49ers to three-straight NFC Championship Games, including an appearance in Super Bowl XLVII.

With a keen eye for talent and an ability to develop players, Harbaugh coached nine eventual first-round selections over his nine-season tenure at Michigan (2015-23). Over the course of his four seasons (2011-14) with San Francisco, Harbaugh coached 17 players to a combined 30 Pro Bowl selections — the second-most Pro Bowlers in the NFL in that time. Eight of those players were also recognized as first-team All-Pro selections from *The Associated Press*, including linebackers Patrick Willis (twice) and NaVorro Bowman (three times).

Prior to being a head coach in the NFL, Harbaugh spent four years at the helm at Stanford University (2007-10) and three at the University of San Diego (2004-06). He turned around a Stanford program that went 1-11 in 2006 and led the Cardinal to 29 wins over his four seasons in Palo Alto, Calif., including a 12-win season that culminated in an Orange Bowl victory in 2010. Harbaugh broke into the head coaching ranks at San Diego, leading the Toreros to a 29-6 record in three years.

Harbaugh played quarterback at the University of Michigan, finishing his career as one of the most efficient passers in college football history. He posted a 21-3-1 record as a starter for the Wolverines, earning first-team All-American honors and finishing third in voting for the Heisman Trophy in 1986. Harbaugh paced the nation in 1985 in passing efficiency rating, while his career passing efficiency rating ranked as the best in NCAA history for more than 12 years following his time at Michigan.



SEAN PAYTON

Broncos Head Coach

Overall Record: 178-111-0 (.616)
 Reg. Season Record: 169-103-0 (.621)
 Postseason Record: 9-8 (.529)
 Record vs. LAC: 6-1 (.857)
 Road Record (Reg.): 82-50 (.621)

Hometown: Naperville, Ill.
 College: Eastern Illinois ('87)

Sean Payton is in his second season with the Denver Broncos after being named the 20th head coach in franchise history on Feb. 3, 2023, by Owner and CEO Greg Penner.

One of the winningest coaches and brightest offensive minds in NFL history, Payton enters his 17th season as a head coach after transforming the New Orleans Saints into a perennial contender for 15 seasons (2006-11, '13-21). Leading the Saints to a victory in Super Bowl XLIV in 2009, Payton has 169 career wins as a head coach (160 regular season, 9 playoffs) that rank 22nd in NFL history (5th among active HCs).

In his 26th NFL season with stops in Dallas (2003-05), the New York Giants (1999-2002) and Philadelphia (1997-98) as an assistant, Payton has nine 10+win seasons and seven division titles as a head coach. With 35 years of overall coaching experience, Payton led the most prolific offensive stretch in NFL history with the Saints totaling the most touchdowns (807) for any 16-year period in league annals from 2006-21.

In 19 seasons as a head coach or coordinator in the NFL, Payton has directed offenses that have led the league in yards six times—including an NFL-record 7,474 yards in 2011—along with 10 Top-5 NFL rankings. His offenses have totaled nine Top-5 NFL rankings in points, including leading the league twice in scoring and posting the fourth-highest point total in NFL history for a single season (547, 2011).

Payton earned a bachelor's degree in communications from Eastern Illinois and received an honorary doctorate from his alma mater in 2013. Born on Dec. 29, 1963, in San Mateo, Calif., Sean Payton is married to Skylene. He has one daughter, Meghan, and one son, Connor.

2024 REGULAR SEASON TEAM RANKINGS

8-6
 2nd (AFC West)

9-5
 2nd (AFC West)

OFFENSE (NFL RANK)

21.0 (21st) Points Per Game 24.0 (10th)
 302.1 (27th) Net Yds. Per Game 311.1 (22nd)
 105.8 (T-22nd) Net Rushing Yds. Per Game 108.4 (20th)
 196.4 (25th) Net Passing Yds. Per Game 202.7 (23rd)
 5.24 (18th) Scrimmage Yds. Per Play 6.04 (25th)
 2/0 Opp. Interceptions/Return Yds. 11/42
 41/241 Sacks Allowed/Yds. 49/284
 18/6 Fumbles/Lost 11/7
 37.08% (21st) Third Down Pct. 37.70% (16th)
 55.56% (16th) Red Zone TD Pct. 58.70% (9th)
 29:35 (19th) Time of Possession Avg. 29:14 (23rd)
 8 (2nd) Giveaways 18 (T-17th)

DEFENSE (NFL RANK)

17.6 (T-1st) Points Per Game 17.6 (T-1st)
 336.7 (14th) Net Yds. Per Game 315.3 (8th)
 125.1 (19th) Net Rushing Yds. Per Game 98.6 (5th)
 211.6 (9th) Net Passing Yds. Per Game 216.7 (T-15th)
 5.37 (13th) Scrimmage Yds. Per Play 4.82 (2nd)
 14/169 Interceptions/ Return Yds. 14/413
 40/197 Sacks/Yds. 49/284
 9/5 Opp. Fumbles/Lost 15/9
 36.98% (12th) Third Down Pct. 36.63% (11th)
 40.00% (1st) Red Zone TD Pct. 42.11% (2nd)
 19 (T-11th) Takeaways 23 (6th)

+11 (4th) TURNOVER MARGIN +5 (T-9th)

SPECIAL TEAMS (NFL RANK)

46.9 (21st) Punts-Avg. Yds. (Gross) 47.2 (18th)
 41.9 (16th) Punts-Avg. Yds. (Net) 42.3 (14th)
 12.8 (5th) Punt Returns-Avg. Per. 15.7 (1st)
 9.4 (18th) Punt Returns-Avg. Per Allowed. 8.7 (14th)
 28.2 (12th) Kickoff Returns-Avg. Per 28.1 (13th)
 28.9 (26th) Kickoff Returns-Avg. Per Allowed. 26.1 (9th)
 29/31 (T-6th) Field Goals Made/Attempted. 27/30 (10th)

PENALTIES (NFL RANK)

81/616 (23rd) Penalties Against/Yds. 89/804 (T-13th)

THE MATCHUP

WITHIN STRIKING DISTANCE

OLB Joey Bosa

- Needs a strip sack to be the first player to reach 10 since the beginning of the 2021 season.

WR Derius Davis

- Needs a kickoff return for a touchdown to be the second player to return both a punt and a kickoff for a score in the last four seasons.

K Cameron Dicker

- Needs three made field goals to reach 32 on the year, setting a single-season career high.
- Needs five made field goals to reach 34 on the year and tie the franchise single-season record.
- Needs six made field goals to reach 35 on the year and set the single-season franchise record.

OLB Bud Dupree

- With a start on Sunday, would reach 100 career starts.

DL Poona Ford

- Needs an interception to be the second interior defensive lineman with multiple picks in a season over the last 10 years.

LB Daiyan Henley

- Needs 10 tackles to record his eighth 10-tackle performance of the season, which would be good for the second-most by a Charger in a single season since 2000.

QB Justin Herbert

- Needs 20 completions to reach 1,888 for his career, passing QB Drew Bledsoe for the most completions by any player in history before turning 27 years old.
- Needs 437 passing yards to reach 20,619 for his career and pass Hall of Fame QB Peyton Manning for the most in NFL history through the first five seasons of a career.
- Needs a 300-yard performance for the 27th of his career to pass Hall of Fame QB Dan Marino and QB Andrew Luck and tie QB Jameis Winston for the third-most by any player through their first five pro seasons.

WR Quentin Johnston

- Needs five catches to reach 39 on the year and set a single-season career high.
- Needs a touchdown catch to extend his streak of games with a receiving score to three consecutive.
- Needs two receiving touchdowns to reach 10 on the season and be the first Charger to do so since 2018.

OLB Khalil Mack

- Needs 3.5 sacks to reach 110.0 and surpass Miami DT Calais Campbell for the third-most among active NFL players.
- Needs 3.5 sacks to reach 110.0 for his career and be just the third active player to eclipse that mark.

WR Ladd McConkey

- Needs nine receptions to reach 72 on the season and set the Chargers' single-season rookie record (WR Keenan Allen, 71 receptions in 2013).
- Needs 100 receiving yards to register his fourth 100-yard game of the season, good for the second-most by a rookie in Chargers history.

2024 INDIVIDUAL LEADERS

8-6
3rd (AFC West)

9-5
2nd (AFC West)

PASSING YARDS

Herbert	2,959	Nix	2,972
Heinicke	28		

RUSHING YARDS

Dobbins	766	Williams	461
Edwards	297	McLaughlin	388
Herbert	224	Nix	327

RECEIVING YARDS

McConkey	873	Sutton	876
Palmer	502	Vele	377
Johnston	459	Mims	287
Dissly	418	Williams/Humphrey	267

POINTS SCORED

Dicker	112	Lutz	116
Dobbins	48	Sutton	36
Johnston	48	Nix	30

INTERCEPTIONS

Still	4	Surtain II	4
Molden	3	Jones	3
Seven others	1	Two others	2

SACKS

Tuipulotu	7.5	Bonitto	11.5
Mack	5.0	Cooper	8.0
Dupree	5.0	Franklin-Myers	5.5

TACKLES (SOLO)

Henley	126 (73)	Jones	91 (63)
James Jr.	83 (52)	Barton	88 (43)
Molden	68 (39)	Moss	71 (53)
Perryman	54 (38)	McMillian	50 (68)

KICKOFF RETURNS (AVG.)

Davis	18 (28.2)	Smith	6 (28.3)
		Mims	6 (27.8)

PUNT RETURNS (AVG.); FC

Davis	14 (13.6); 19	Mims	26 (15.7); 17
-----------------	---------------	----------------	---------------

FIELD GOALS

Dicker	29-31 (93.5%)	Lutz	27-30 (90.0%)
------------------	---------------	----------------	---------------














PUNTS (GROSS/NET AVG.)

Scott	66 (56.9/41.9)	Dixon	66 (47.2/42.3)
-----------------	----------------	-----------------	----------------

*Player no longer with team.

CHARGERS-BRONCOS CONNECTIONS

COLLEGE CONNECTIONS

	LAC	Jim Harbaugh	2004-06
	DEN	John Morton	2005
	LAC	Jim Harbaugh	2007-10
	DEN	T Cam Fleming	2010-13
	LAC	C Bradey Bozeman	2013-17
	LAC	P JK Scott	2014-17
	LAC	DL Justin Eboigbe	2019-23
	DEN	Keary Colbert	2014-15
	DEN	Isaac Shewmaker	2016-19
	DEN	CB Levi Wallace	2014-17
	LAC	S Derwin James Jr.	2015-17
	DEN	Addison Lynch	2012-17
	LAC	Jesse Minter	2013-16
	LAC	Chris O'Leary	2015-16
	DEN	K Wil Lutz	2012-15
	DEN	Keary Colbert	2013
	LAC	T Joe Alt	2021-23
	LAC	CB Cam Hart	2019-23
	LAC	C Sam Mustipher	2014-18
	LAC	Mike Elston	2010-21
	LAC	Chris O'Leary	2018-23
	DEN	T Mike McGlinchey	2013-17
	DEN	RB Audric Estime	2021-23
	LAC	QB Justin Herbert	2016-19
	LAC	LB Troy Dye	2016-19
	DEN	C Alex Forsyth	2017-22
	LAC	OLB Tuli Tuipulotu	2020-22
	DEN	Keary Colbert	2010, 2016-21
	LAC	Chris Gould	2013-14
	DEN	Austin King	2014
	DEN	P Riley Dixon	2011-25
	LAC	DL Poona Ford	2014-17
	LAC	K Cameron Dicker	2018-21
	DEN	WR Lil'Jordan Humphrey	2016-18
	DEN	S Brandon Jones	2016-19
	DEN	S P.J. Locke	2015-18
	DEN	DT Malcolm Roach	2016-19
	LAC	DB Ja'Sir Taylor	2017-21
	DEN	ILB Justin Strnad	2015-19
	LAC	DB Elijah Molden	2017-20
	LAC	TE Will Dissly	2014-17
	DEN	C Luke Wattenberg	2016-21

Underlined indicates coaching or administrative roles.

NOTEWORTHY BONDS

Chargers **Head Coach Jim Harbaugh** and Broncos **Head Coach Sean Payton** shared a quarterback room as players in 1987 with the Chicago Bears. Harbaugh and Broncos **Defensive Coordinator Vance Joseph** were teammates at the Indianapolis Colts during the 1996 season.

Harbaugh coached Denver **T Cam Fleming** at Stanford in 2010. Broncos **Pass Game Coordinator John Morton** was Wide Receivers Coach and Pass Game Coordinator on Harbaugh's staff at San Diego in 2005.

Broncos **Offensive Coordinator Joe Lombardi** (2021-22), **Senior Defensive Assistant Pete Carmichael** (2002-05), **Inside Linebackers Coach Greg Manusky** (2002-06, 2011), **Defensive Quality Control Isaac Shewmaker** (2021-22), **Defensive Quality Control Addison Lynch** (2018-20) and **Outside Linebackers Coach Michael Wilhoite** (2021-22) all spent time with the Chargers.

Chargers **Assistant Special Teams Coach Chris Gould** (2015-21) and **Defensive Assistant Mike Hiestand** (2019-21) each spent time with the Broncos. Chargers **C Sam Mustipher** spent the 2024 offseason with Denver.


Chargers **P JK Scott** (2014-17), **C Bradley Bozeman** (2013-17) and Broncos **CB Levi Wallace** (2014-17) will meet again on Sunday. The trio appeared in three consecutive CFP National Championship games at Alabama, winning twice (2015 and 2017).

Chargers **DL Justin Eboigbe** (2019-23) and Broncos **CB Pat Surtain II** (2018-20) won the 2020 College Football Playoff National Championship at Alabama and spent two seasons together with the Crimson Tide.

Chargers **QB Justin Herbert** (2016-19), **LB Troy Dye** (2016-19) and Broncos **C Alex Forsyth** (2017-22) won the 2020 Rose Bowl with Oregon.

Broncos **Wide Receivers Coach Keary Colbert** is from Oxnard, Calif. Colbert played wide receiver at Southern California from 2000-03 before returning as a coach in 2010 and from 2016-21. Denver **WR Michael Bandy** is from La Mirada, Calif. and played for the Chargers from 2021-22.

PRO CONNECTIONS


General Manager Joe Hortiz (1998-23) *Def. Pass Game Coordinator Jim Leonhard (2008)*
 Offensive Coordinator Greg Roman (2006-07, 17-22) *G Ben Powers (2019-23)*
 Defensive Coordinator Jesse Minter (2017-20)
 Run Game Coord./TEs Coach Andy Bischoff (2015-20)
 OL Coach Mike Devlin (2022-23) 
 RB Gus Edwards (2018-23)
 S Tony Jefferson (2017-19)
 C Bradley Bozeman (2018-21)
 C Sam Mustipher (2023)

Head Coach Jim Harbaugh (1987-93)  *Head Coach Sean Payton (1987)*
 OLB Khalil Mack (2018-21) *FB Michael Burton (2017-18)*

WR DJ Chark Jr. (2022)  *Def. Quality Control Addison Lynch (2022)*
Pass Game Coordinator John Morton (2022)

P JK Scott (2018-20)  *CB Tremon Smith (2019)*

Head Coach Jim Harbaugh (1994-97) *Defensive Coordinator Vance Joseph (1996, 2017-18)*
 Pass Game Coord. Marcus Brady (2018-22)  *CB Tremon Smith (2020)*
 WRs Coach Sanjay Lal (2017)

Head Coach Jim Harbaugh (2002-03) *Asst. to Head Coach Paul Kelly (1998-03)*
 Sr. Offensive Assistant Marc Trestman (2001-03)  *Pass Game Coord. John Morton (1997-04, 2019-21)*
 LB Denzel Perryman (2021-22) *Asst. Offensive Line Austin King (2020-21)*
Def. Quality Control Addison Lynch (2021)
QB Jarrett Stidham (2022)

DL Morgan Fox (2016-20)  *DE John Franklin-Myers (2018)*

Run Game Coord./TEs Coach Andy Bischoff (2022-23)  *QBs Coach Davis Webb (2017, 2022)*
 S Tony Jefferson (2022) *T Matt Peart (2020-23)*

Italicized indicates coaches who were players at the time.

ASSISTANT COACHES



RYAN FICKEN

SPECIAL TEAMS COORDINATOR

18TH NFL SEASON | 3RD SEASON WITH CHARGERS



GREG ROMAN

OFFENSIVE COORDINATOR

26TH NFL SEASON | 1ST SEASON WITH CHARGERS



NAVORRO BOWMAN

LINEBACKERS

9TH NFL SEASON | 1ST SEASON WITH CHARGERS



JEFF CARPENTER

OFFENSIVE QUALITY CONTROL/WIDE RECEIVERS

1ST NFL SEASON | 1ST SEASON WITH CHARGERS



SHANE DAY

QUARTERBACKS

16TH NFL SEASON | 3RD SEASON WITH CHARGERS



MIKE ELSTON

DEFENSIVE LINE

1ST NFL SEASON | 1ST SEASON WITH CHARGERS



CHRIS GOULD

ASSISTANT SPECIAL TEAMS

10TH NFL SEASON | 3RD SEASON WITH CHARGERS



MIKE HIESTAND

DEFENSIVE ASSISTANT

6TH NFL SEASON | 3RD SEASON WITH CHARGERS



KIEL McDONALD

RUNNING BACKS

1ST NFL SEASON | 1ST SEASON WITH CHARGERS



ROBERT MUSCHAMP

DEFENSIVE QUALITY CONTROL

2ND NFL SEASON | 2ND SEASON WITH CHARGERS



DYLAN RONEY

DEFENSIVE ASSISTANT

1ST NFL SEASON | 1ST SEASON WITH CHARGERS



MARC TRESTMAN

SENIOR OFFENSIVE ASSISTANT

25TH NFL SEASON | 1ST SEASON WITH CHARGERS



JESSE MINTER

DEFENSIVE COORDINATOR

5TH NFL SEASON | 1ST SEASON WITH CHARGERS



ANDY BISCHOFF

RUN GAME COORDINATOR/TIGHT ENDS


12TH NFL SEASON | 1ST SEASON WITH CHARGERS



MARCUS BRADY

PASSING GAME COORDINATOR


7TH NFL SEASON | 1ST SEASON WITH CHARGERS



STEVE CLINKSCALE

DEFENSIVE BACKS

1ST NFL SEASON | 1ST SEASON WITH CHARGERS



MIKE DEVLIN

OFFENSIVE LINE


29TH NFL SEASON | 1ST SEASON WITH CHARGERS



JONATHAN GOODWIN

OFFENSIVE ASSISTANT/QUARTERBACKS

14TH NFL SEASON | 1ST SEASON WITH CHARGERS



NICK HARDWICK

ASSISTANT OFFENSIVE LINE

12TH NFL SEASON | 12TH SEASON WITH CHARGERS



SANJAY LAL

WIDE RECEIVERS

18TH NFL SEASON | 1ST SEASON WITH CHARGERS



RICK MINTER

SENIOR DEFENSIVE ANALYST


4TH NFL SEASON | 1ST SEASON WITH CHARGERS



CHRIS O'LEARY

SAFETIES

1ST NFL SEASON | 1ST SEASON WITH CHARGERS



PHIL SERCHIA

OFFENSIVE ASSISTANT

2ND NFL SEASON | 2ND SEASON WITH CHARGERS



WILL TUKUAFU

ASSISTANT DEFENSIVE LINE

4TH NFL SEASON | 1ST SEASON WITH CHARGERS

TEAM NOTES

WELCOME TO L.A.



24 players on Los Angeles' active roster are new this season.

HOW NEW CHARGERS WERE ACQUIRED

How Acquired	New Players
Draft Selections	7
Undrafted Free Agents/IPP	0
Veteran Free Agents	15
Practice Squad Signings	0
Trades	2
Waiver Claims	2
Totals	24

NEW CHARGERS ON THE ACTIVE ROSTER

Pos.	Player	Exp.	How Acq.
T	Joe Alt	R	Draft Selection (1-5)
C	Bradley Bozeman	7	Free Agent
WR	DJ Chark Jr.	7	Free Agent
LB	Junior Colson	R	Draft Selection (3-69)
TE	Will Dissly	7	Free Agent
OLB	Bud Dupree	10	Free Agent
LB	Troy Dye	5	UFA (Minnesota)
DL	Justin Eboigbe	R	Draft Selection (4-105)
RB	Gus Edwards	7	UFA (Baltimore)
TE	Tucker Fisk	2	Free Agent
DL	Poona Ford	7	UFA (Buffalo)
CB	Kristian Fulton	5	UFA (Tennessee)
CB	Cam Hart	R	Draft Selection (5-140)
RB	Hassan Haskins	3	Waivers (Tennessee)
QB	Taylor Heinicke	7	Trade (Atlanta)
S	Marcus Maye	8	Waivers (Miami)
WR	Ladd McConkey	R	Draft Selection (2-34)
DB	Elijah Molden	4	Trade (Tennessee)
C	Sam Mustipher	5	Free Agent
LB	Denzel Perryman	10	UFA (Houston)
LB	Shaquille Quarterman	5	Free Agent
CB	Tarheeb Still	R	Draft Selection (5-137)
DL	Teair Tart	5	Free Agent
RB	Kimani Vidal	R	Draft Selection (6-181)

COACH LOCATIONS

For the 2024 season, 16 members of the Chargers coaching staff will be down on the sideline while nine others will be up in the booth. The location of each coach can be seen below:

CHARGERS COACHES DOWN ON THE SIDELINE (16)

Name	Position
Jim Harbaugh	Head Coach
Ryan Ficken	Special Teams Coordinator
Jesse Minter	Defensive Coordinator
Andy Bischoff	Run Game Coordinator/Tight Ends
NaVorro Bowman	Linebackers
Marcus Brady	Passing Game Coordinator
Steve Clinkscale	Defensive Backs
Shane Day	Quarterbacks
Mike Devlin	Offensive Line
Mike Elston	Defensive Line
Jonathan Goodwin	Offensive Assistant/Quarterbacks
Chris Gould	Assistant Special Teams
Nick Hardwick	Assistant Offensive Line
Sanjay Lal	Wide Receivers
Kiel McDonald	Running Backs
Dylan Roney	Defensive Assistant

CHARGERS COACHES UP IN THE BOOTH (9)

Name	Position
Greg Roman	Offensive Coordinator
Jeff Carpenter	Offensive Quality Control/Wide Receivers
Mike Hiestand	Defensive Assistant
Rick Minter	Senior Defensive Analyst
Robert Muschamp	Defensive Quality Control
Chris O'Leary	Safeties
Phil Serchia	Offensive Assistant
Marc Trestman	Senior Offensive Assistant
Will Tukuafu	Assistant Defensive Line

TEAM NOTES

WINNING THE TAKEAWAY BATTLE

The Chargers have recorded 19 takeaways and eight giveaways this season, a plus-11 turnover differential that is good for the fourth-best in the NFL in 2024.

TURNOVER DIFFERENTIAL, NFL, 2024

Rank	Team	TA	GA	Diff.
1.	Buffalo Bills	25	7	+18
	Pittsburgh Steelers	30	12	+18
3.	Houston Texans	28	15	+13
4.	Los Angeles Chargers	19	8	+11
5.	Chicago Bears	20	10	+10
	Green Bay Packers	26	16	+10

Los Angeles' offense protects the football as well as any team in the NFL, as the eight giveaways by the Bolts are good for the second-fewest in the league. The 2024 Chargers are among the best teams in franchise and league history at protecting the football, with the eight turnovers ranking as the fewest in a single season in franchise history and tying for the second-fewest in a single season by any team in NFL history.

GIVEAWAYS LEADERS, NFL, 2024

Rank	Team	Giveaways
1.	Buffalo Bills	7
2.	Los Angeles Chargers	8
3.	Washington Commanders	9
4.	Baltimore Ravens	10
	Chicago Bears	10

FEWEST TURNOVERS, SINGLE SEASON, CHARGERS HISTORY

Rank	Season	Turnovers
1.	2024	8
2.	2017	15
	2006	15
4.	2020	16
5.	2009	17

FEWEST TURNOVERS, SINGLE SEASON, NFL HISTORY

Rank	Season	Team	Turnovers
1.	2024	Buffalo Bills	7
2.	2024	Los Angeles Chargers	8
	2019	New Orleans Saints	8
5.	2024	Washington Commanders	9
6.	2024	Chicago Bears	10
	2024	Baltimore Ravens	10
	2011	San Francisco 49ers	10
	2010	New England Patriots	10

A TOP DEFENSE

The Chargers rank tied for No. 1 in the NFL in scoring defense in 2024, allowing just 17.6 points per game so far this season. It's on pace to be the best scoring defense for the Chargers since 2017 (17.0 points per game).

In each of the first 10 games this season, the Chargers defense held opponents to seven or fewer points in the first half. It was the longest streak since 2001, when the Cleveland Browns held opponents to seven or fewer points in 10 consecutive games. The Bolts have now held opponents to seven or fewer points in the first half 11 times this season.

POINTS ALLOWED PER GAME, NFL, 2024

Rank	Team	Points Allowed/Game
1.	Los Angeles Chargers	17.6
	Denver Broncos	17.6
	Philadelphia Eagles	17.6
4.	Minnesota Vikings	18.5
5.	Kansas City Chiefs	18.5

CONSECUTIVE FIRST HALVES WITH SEVEN OR FEWER POINTS ALLOWED, NFL, SINCE 2000

Rank	Seasons	Team	Games
1.	2024	Los Angeles Chargers	10
	2001	Cleveland Browns	10
3.	2011	San Francisco 49ers	8
	2002-03	San Francisco 49ers	8
	2000	Baltimore Ravens	8

TEAM NOTES

GET AFTER THE QUARTERBACK

The Los Angeles defense has gotten after the quarterback this season, ranking tied for No. 6 in the NFL with 40 sacks.

In the month of November, the Bolts defense posted 17 sacks, ranking No. 2 in the NFL over that span.

SACKS, NFL, 2024

Rank	Team	Sacks
1.	Denver Broncos	49
2.	Houston Texans	45
3.	Baltimore Ravens	44
4.	Dallas Cowboys	42
5.	New York Giants	41
6.	Los Angeles Chargers	40
	Green Bay Packers	40
	Minnesota Vikings	40
9.	New York Jets	39
	Philadelphia Eagles	39

SACKS, NOVEMBER, NFL, 2024

Rank	Team	Sacks
1.	Baltimore Ravens	18
2.	Los Angeles Chargers	17
3.	Baltimore Ravens	15
4.	Arizona Cardinals	14
	Denver Broncos	14
	Los Angeles Rams	14
	Minnesota Vikings	14

UNDER PRESSURE

In Week 14, the Bolts defense totaled 13 quarterback hits, including 11 in the first half. The 11 first-half hits tied for the most in a single first half by any NFL defense since 2000.

MOST QUARTERBACK HITS, SINGLE FIRST HALVES, NFL, SINCE 2000

Rank	Team	Game	QB Hits
1.	L.A. Chargers	Dec. 8, 2024 at K.C.	11
	Pittsburgh	Sept. 20, 2020 vs. Den.	11
	Baltimore	Sept. 24, 2006 at Cle.	11
4.	Miami	Dec. 17, 2023 vs. NYJ	10
	Washington	Oct. 9, 2022 vs. Ten.	10
	Baltimore	Oct. 11, 2020 vs. Cin.	10
	Kansas City	Dec. 13, 2018 vs. LAC	10
	Seattle	Nov. 26, 2017 at S.F.	10
	Arizona	Nov. 5, 2017 at S.F.	10
	Arizona	Dec. 24, 2016 at Sea.	10
	Houston	Nov. 2, 2014 vs. Phi.	10
	Baltimore	Oct. 12, 2014 at T.B.	10
	Houston	Sept. 28, 2014 vs. Buf.	10
	Houston	Nov. 24, 2013 vs. Jax.	10
	Tennessee	Dec. 17, 2006 vs. Jax.	10
	New England	Sept. 24, 2006 vs. Den.	10

JUSTIN HERBERT

BIG-TIME PERFORMER

After he set rookie records in 2020 with eight 300-yard games and six three-touchdown performances, **Justin Herbert** continues to put up big-time performances.

Herbert has topped 300 passing yards 26 times in his career, tied for the fourth-most in a player's first five pro seasons in NFL history.

MOST GAMES WITH 300-PLUS PASSING YARDS, FIRST FIVE SEASONS, NFL HISTORY

Rank	Team	Player	Games
1.	K.C.	QB Patrick Mahomes	31
2.	StL	QB Kurt Warner*	29
3.	T.B.	QB Jameis Winston	27
4.	LAC	QB Justin Herbert	26
	Mia.	QB Dan Marino*	26
	Ind.	QB Andrew Luck	26
7.	Cin.	QB Joe Burrow	25
	LAR	QB Jared Goff	25

**Pro Football Hall of Famer*

Herbert has thrown at least three touchdowns in 19 games, tied for No. 6 over a player's first five seasons. He has thrown multiple touchdown passes in 40 career games, good for the seventh-most by a player through their first five professional seasons.

The fifth-year passer has thrown two or more touchdowns and eclipsed a passer rating of 100 in 29 career games, tied for the third-most by any player through the first five seasons of a career in NFL history.

MOST GAMES WITH THREE-PLUS TOUCHDOWN PASSES, FIRST FIVE SEASONS, NFL HISTORY

Rank	Team	Player	Games
1.	Mia.	QB Dan Marino*	33
2.	K.C.	QB Patrick Mahomes	28
3.	Cin.	QB Joe Burrow	24
4.	StL	QB Kurt Warner*	21
5.	Buf.	QB Josh Allen	20
6.	LAC	QB Justin Herbert	19
	Ind.	QB Peyton Manning*	19
8.	Atl.	QB Matt Ryan	18
	Cin.	QB Andy Dalton	18
	Dal.	QB Dak Prescott	18

MOST GAMES WITH MULTIPLE TOUCHDOWN PASSES, FIRST FIVE SEASONS, NFL HISTORY

Rank	Team	Player	Games
1.	Mia.	QB Dan Marino*	50
	K.C.	QB Patrick Mahomes	46
3.	Buf.	QB Josh Allen	45
	Ind.	QB Andrew Luck	45
5.	Ind.	QB Peyton Manning*	43
	Cin.	QB Joe Burrow	43
7.	LAC	QB Justin Herbert	41
8.	Cin.	QB Andy Dalton	40
9.	Atl.	QB Matt Ryan	39

**Pro Football Hall of Famer*



HERBERT AS A PRO

Since entering the NFL, **Justin Herbert** ranks inside the NFL's top five in completions, passing yards, passing touchdowns and combined touchdowns. His 26 games with 300-plus passing yards rank No. 3 in the NFL since 2020.

PASSING COMPLETIONS, NFL, SINCE 2020

Rank	Team/s	Player	Completions
1.	K.C.	QB Patrick Mahomes	1,997
2.	LAC	QB Justin Herbert	1,868
3.	Buf.	QB Josh Allen	1,824
4.	LAR/Det.	QB Jared Goff	1,805
5.	Min./Atl.	QB Kirk Cousins	1,653

PASSING YARDS, NFL, SINCE 2020

Rank	Team/s	Player	Passing Yards
1.	K.C.	QB Patrick Mahomes	22,360
2.	Buf.	QB Josh Allen	20,935
3.	LAC	QB Justin Herbert	20,182
4.	LAR/Det.	QB Jared Goff	19,969
5.	Min./Atl.	QB Kirk Cousins	18,760

PASSING TOUCHDOWNS, NFL, SINCE 2020

Rank	Team/s	Player	Passing Touchdowns
1.	K.C.	QB Patrick Mahomes	165
2.	Buf.	QB Josh Allen	162
3.	G.B./NYJ	QB Aaron Rodgers	134
4.	Cin.	QB Joe Burrow	133
5.	Min./Atl.	QB Kirk Cousins	132
6.	LAC	QB Justin Herbert	130
7.	Det.	QB Jared Goff	128

COMBINED TOUCHDOWNS, NFL, SINCE 2020

Rank	Team/s	Player	Combined Touchdowns
1.	Buf.	QB Josh Allen	209
2.	K.C.	QB Patrick Mahomes	174
3.	Cin.	QB Joe Burrow	144
4.	LAC	QB Justin Herbert	143
5.	G.B./NYJ	QB Aaron Rodgers	141
6.	Phi.	QB Jalen Hurts	140

JUSTIN HERBERT



COMPLETING RECORDS

After setting the rookie completions record in 2020, **Justin Herbert** has completed 1,868 career passes, the most in NFL history through a player's first five seasons.

COMPLETIONS, FIRST FIVE SEASONS, NFL HISTORY

Rank	Team	Player	Completions
1.	LAC	QB Justin Herbert	1,868
2.	Oak.	QB Derek Carr	1,759
3.	Ind.	QB Peyton Manning*	1,749
4.	Atl.	QB Matt Ryan	1,654
5.	Mia.	QB Ryan Tannehill	1,653

**Pro Football Hall of Famer*

Herbert eclipsed 1,800 career completions in Week 12 during his 73rd career game, tying Kansas City QB Patrick Mahomes as the fastest players to reach that mark in NFL history. The fifth-year passer previously set the all-time records as the fastest player in NFL history to reach 1,000 completions (38th career game) and 1,500 completions (57th career game).

FEWEST GAMES TO 1,800 COMPLETIONS, NFL HISTORY

Rank	Team/s	Player	Games
1.	LAC	QB Justin Herbert	73
	K.C.	QB Patrick Mahomes	73
2.	Det.	QB Matthew Stafford	75
3.	Ind.	QB Andrew Luck	79
	StL/Phi./Min.	QB Sam Bradford	79
	Was./Min.	QB Kirk Cousins	79

Herbert completed the second-most passes ever by any player before turning 26 years old and currently has the second-most completions in history by any player before turning 27 years old.

COMPLETIONS BEFORE TURNING 27 YEARS OLD, NFL HISTORY

Rank	Team/s	Player	Completions
1.	N.E.	QB Drew Bledsoe	1,887
2.	LAC	QB Justin Herbert	1,868
3.	Det.	QB Matthew Stafford	1,848
4.	Ind.	QB Peyton Manning*	1,749
5.	LAR/Det.	QB Jared Goff	1,667
6.	Buf.	QB Josh Allen	1,604
	K.C.	QB Patrick Mahomes	1,604

**Pro Football Hall of Famer*

ELITE ON THIRD DOWN

Justin Herbert has been among the best passers on third down this season. He is tied for No. 6 in the NFL with eight passing touchdowns on third down in 2024, while his 101.7 passer rating ranks No. 5 among NFL passers with 100 third-down passing attempts.

PASSING TOUCHDOWNS, THIRD DOWN, NFL, 2024

Rank	Team	Player	Passing Touchdowns
1.	Cin.	QB Joe Burrow	12
2.	Bal.	QB Lamar Jackson	10
	G.B.	QB Jordan Love	10
	K.C.	QB Patrick Mahomes	10
6.	LAC	QB Justin Herbert	8
	Buf.	QB Josh Allen	8
	Den.	QB Bo Nix	8
	Min.	QB Sam Darnold	8
10.	—	Three Other Players	7

PASSER RATING, THIRD DOWN, MIN. 100 ATT., NFL, 2024

Rank	Team	Player	Passer Rating
1.	Det.	QB Jared Goff	127.0
2.	Bal.	QB Lamar Jackson	123.6
3.	Cin.	QB Joe Burrow	113.0
4.	K.C.	QB Patrick Mahomes	110.5
5.	LAC	QB Justin Herbert	101.7
6.	T.B.	QB Baker Mayfield	100.0
7.	Buf.	QB Josh Allen	98.2

A STRONG START

In each of the team's first 10 games this season, **Justin Herbert** registered a passer rating of at least 90.0 — becoming the fifth player ever to do so in the first 10 games of a season.

CONSECUTIVE GAMES TO START A SEASON WITH 90.0 PASSER RATING OR HIGHER, NFL HISTORY

Rank	Season	Team	Player	Games
1.	2004	Ind.	QB Peyton Manning ^{^**}	15
2.	2018	LAC	QB Philip Rivers*	13
	2011	G.B.	QB Aaron Rodgers ^{^**}	13
4.	2007	N.E.	QB Tom Brady ^{^**}	11
5.	2024	LAC	QB Justin Herbert	10
	2013	Den.	QB Peyton Manning ^{^**}	10

[^]Associated Press Most Valuable Player

^{*}Pro Bowl Selection

[†]Associated Press First-Team All-Pro

JUSTIN HERBERT

PROTECTING THE FOOTBALL

This season, **Justin Herbert** has thrown 16 touchdowns to just two interceptions — registering an 8.0 touchdown-to-interception ratio, which ranks No. 8 in NFL history in a single season among players with at least 300 passing attempts. Herbert's passing interception percentage of 0.5 is the third-best in history by any player in a season (min. 300 att.).

Herbert became just the second player in NFL history to have 11-straight games without an interception in a single season (min. 15 att. in each game).

TOUCHDOWN-TO-INTERCEPTION RATIO, MIN. 300 ATT., SINGLE SEASON, NFL HISTORY

Rank	Season	Team	Player	Ratio
1.	2016	N.E.	QB Tom Brady	14.0
2.	2013	Phi.	QB Nick Foles	13.5
3.	2018	G.B.	QB Aaron Rodgers	12.5
4.	2024	Bal.	QB Lamar Jackson	11.3
5.	2020	G.B.	QB Aaron Rodgers	9.6
6.	2021	G.B.	QB Aaron Rodgers	9.3
7.	2010	N.E.	QB Tom Brady	9.0
8.	2024	LAC	QB Justin Herbert	8.0
9.	2014	G.B.	QB Aaron Rodgers	7.6

CONSECUTIVE GAMES WITHOUT AN INTERCEPTION, MIN. 15 ATTEMPTS IN EACH GAME, SINGLE SEASON, NFL HISTORY

Rank	Season	Team	Player	Consecutive Games
1.	2024	LAC	QB Justin Herbert	11
	2010	N.E.	QB Tom Brady	11
3.	2018	Oak.	QB Derek Carr	10

Herbert attempted 357 passes since between interceptions this season, the fifth-longest streak in NFL history.

The 357 pass attempts without an interception were also a team record, breaking his own previous team record, where he threw 233 consecutive passes without an interception.

CONSECUTIVE PASS ATTEMPTS WITHOUT AN INTERCEPTION, NFL HISTORY

Rk.	Team	Quarterback	Dates	Consec. Attempts
1.	G.B.	Aaron Rodgers	Sept. 30, 2018-Dec. 16, 2018	402
2.	T.B.	Tom Brady	Sept. 11, 2022-Nov. 13, 2022	399
3.	Det.	Jared Goff	Nov. 6, 2022-Sept. 17, 2023	383
4.	N.E.	Tom Brady	Oct. 17, 2010-Nov. 12, 2011	358
5.	LAC	Justin Herbert	Sept. 15, 2024-Dec. 15, 2024	357
6.	Oak.	Derek Carr	Oct. 7, 2018-Dec. 30, 2018	332

CONSECUTIVE PASS ATTEMPTS WITHOUT AN INTERCEPTION, CHARGERS HISTORY

Rank	Quarterback	Dates	Consec. Attempts
1.	Justin Herbert	Sept. 15, 2024-Dec. 15, 2024	335
2.	Justin Herbert	Dec. 26, 2022-Oct. 1, 2023	233
3.	Drew Brees	Oct. 17, 2004-Dec. 5, 2004	194
4.	Philip Rivers	Nov. 27, 2011-Dec. 24, 2011	170
5.	Dan Fouts	Sept. 27, 1981-Oct. 25, 1981	168

HERBERT SETS PASSING YARDS RECORD

In 2023, **Justin Herbert** set the record for passing yards through a player's first four seasons (17,223). His 20,182 career passing yards rank No. 2 in NFL history through the first five seasons of a career. Herbert is also the only player ever to eclipse 4,000 yards in each of his first three years and the only player to top 4,500 yards in two of his first three seasons.

PASSING YARDS, FIRST FIVE SEASONS, NFL HISTORY

Rank	Team	Player	Passing Yards
1.	Ind.	QB Peyton Manning*	20,618
2.	LAC	QB Justin Herbert	20,182
3.	T.B.	QB Jameis Winston	19,737
4.	Mia.	QB Dan Marino*	19,422
5.	Ind.	QB Andrew Luck	19,078

*Pro Football Hall of Famer

Herbert topped 15,000 passing yards in his 52nd career game, becoming the second-fastest player in history to eclipse that mark. He eclipsed 20,000 yards in Week 15 — his 76th career game and at 26 years, 280 days old to be the third-youngest and tie as the fifth-fastest player to do so in NFL history.

YOUNGEST PLAYERS TO REACH 20,000 CAREER PASSING YARDS, NFL HISTORY

Rank	Team/s	Player	Age (Years-Days)
1.	N.E.	QB Drew Bledsoe	26-253
2.	Ind.	QB Peyton Manning*	26-266
3.	LAC	QB Justin Herbert	26-280
4.	Det.	QB Matthew Stafford	26-282
5.	Mia.	QB Dan Marino*	27-3
6.	K.C.	QB Patrick Mahomes	27-15
7.	LAR/Det.	QB Jared Goff	27-17
8.	Buf.	QB Josh Allen	27-154

*Pro Football Hall of Famer

FEWEST GAMES TO 20,000 PASSING YARDS, NFL HISTORY

Rank	Team/s	Player	Games
1.	K.C.	QB Patrick Mahomes	67
2.	Det.	QB Matthew Stafford	71
3.	Mia.	QB Dan Marino*	74
	Ind.	QB Andrew Luck	74
5.	LAC	QB Justin Herbert	76
	StL/NYG/Ari.	QB Kurt Warner*	76
	Was./Min.	QB Kirk Cousins	76

JUSTIN HERBERT

TOUCHDOWN MACHINE

After setting the all-time rookie record with 31 touchdown passes in 2020, **Justin Herbert** joined Hall of Famer Peyton Manning as the only players ever to throw 25 touchdown passes in each of their first three seasons.

Herbert has now thrown for 129 career passing scores, good for No. 7 in NFL history through the first five seasons of a career. In 2023, he eclipsed 100 career touchdown passes in Week 3, making him the fifth-fastest (52 games) and fourth-youngest (25 years, 198 days) to eclipse that mark.

PASSING TOUCHDOWNS, FIRST FIVE SEASONS, NFL HISTORY

Rank	Team	Player	Passing Touchdowns
1.	Mia.	QB Dan Marino*	168
2.	K.C.	QB Patrick Mahomes	151
3.	Ind.	QB Peyton Manning*	138
	Buf.	QB Josh Allen	138
5.	Cin.	QB Joe Burrow	133
6.	Ind.	QB Andrew Luck	132
7.	LAC	QB Justin Herbert	129
8.	Atl.	QB Matt Ryan	127
	Sea.	QB Russell Wilson	127
10.	Cin.	QB Andy Dalton	124

FEWEST GAMES TO 100 PASSING TOUCHDOWNS, NFL HISTORY

Rank	Team	Player	Games
1.	K.C.	QB Patrick Mahomes	40
2.	Mia.	QB Dan Marino*	44
3.	StL	QB Kurt Warner*	50
4.	Bal.	QB Johnny Unitas*	51
5.	LAC	QB Justin Herbert	52
6.	Hou.	QB Deshaun Watson	53

YOUNGEST PLAYERS TO REACH 100 CAREER PASSING TOUCHDOWNS, NFL HISTORY

Rank	Team	Player	Age (Years-Days)
1.	Mia.	QB Dan Marino*	24-357
2.	K.C.	QB Patrick Mahomes	25-52
3.	Hou.	QB Deshaun Watson	25-104
4.	LAC	QB Justin Herbert	25-198
5.	Buf.	QB Josh Allen	25-219
6.	Ind.	QB Peyton Manning*	25-232

*Pro Football Hall of Famer

CAPTAIN COMEBACK

Justin Herbert has led the Bolts to 11 career come-from-behind victories in the fourth quarter or overtime.

HERBERT'S FOURTH QUARTER/OVERTIME COMEBACK WINS

Date	Opponent	4Q/OT Deficit	Result
Dec. 17, 2020	at Las Vegas	24-27 (OT)	W, 30-27 (OT)
Sept. 12, 2021	at Washington	13-16	W, 20-16
Sept. 26, 2021	at Kansas City	21-24	W, 30-24
Oct. 10, 2021	vs. Cleveland	35-42	W, 47-42
Nov. 7, 2021	at Philadelphia	16-17	W, 27-24
Nov. 21, 2021	vs. Pittsburgh	34-37	W, 37-34
Oct. 9, 2022	at Cleveland	27-28	W, 30-28
Oct. 17, 2022	vs. Denver	13-16	W, 19-16 (OT)
Nov. 6, 2022	at Atlanta	14-17	W, 20-17
Nov. 27, 2022	at Arizona	17-24	W, 25-24
Sept. 24, 2023	at Minnesota	21-24	W, 28-24

Herbert's 11 career come-from-behind wins in the fourth quarter or overtime are the tied for the third-most in NFL since he entered the professional ranks in 2020.

FOURTH QUARTER/OVERTIME COMEBACK WINS, NFL, SINCE 2020

Rank	Team/s	Player	4Q/OT Comeback Wins
1.	K.C.	QB Patrick Mahomes	16
2.	Min./Atl.	QB Kirk Cousins	15
3.	LAC	QB Justin Herbert	11
	LAR/Det.	QB Jared Goff	11
	Sea./Den./Pit.	QB Russell Wilson	11
6.	Ari.	QB Kyler Murray	10
	L.V./N.O.	QB Derek Carr	10
	Pit.	QB Ben Roethlisberger	10
	T.B.	QB Tom Brady	10

JUSTIN HERBERT

CLOSING OUT WINS

Justin Herbert has been clutch late in games dating back to his rookie season. In his career, Herbert has engineered 15 game-winning drives in the fourth quarter or overtime, good for the fourth-most since he entered the NFL in 2020.

JUSTIN HERBERT'S CAREER GAME-WINNING DRIVES

Game	Drive Length	Game-Winning Score
Dec. 13, 2020 vs. Atl.	6 plays, 49 yds (0:31)	Badgley 43-yd FG
Dec. 17, 2020 at L.V.	5 plays, 75 yds (1:49)	Herbert 1-yd TD run*
Dec. 27, 2020 vs. Den.	7 plays, 56 yds (2:01)	Badgley 37-yd FG
Sept. 12, 2021 at Was.	3 plays, 3 yds (0:45)	M.Williams 3-yd TD rec.
Sept. 26, 2021 at K.C.	8 plays, 59 yds (1:10)	M.Williams 4-yd TD rec.
Oct. 10, 2021 vs. Cle.	5 plays, 48 yds (0:31)	Ekeler 3-yd TD run
Nov. 7, 2021 at Phi.	15 plays, 64 yds (6:05)	Hopkins 29-yd FG
Nov. 21, 2021 vs. Pit.	3 plays, 75 yds (1:15)	M.Williams 53-yd TD rec.
Oct. 9, 2022 at Cle.	13 plays, 66 yds (6:26)	Bertolet 27-yd FG
Oct. 17, 2022 vs. Den.	4 plays, 7 yds (2:08)	Hopkins 39-yd FG*
Nov. 6, 2022 at Atl.	3 plays, 24 yds (0:34)	Dicker 37-yd FG
Nov. 27, 2022 at Ari.	7 plays, 38 yds (1:33)	Ekeler 1-yd TD rec.
Dec. 18, 2022 vs. Ten.	6 plays, 52 yards (0:44)	Dicker 43-yd FG
Sept. 24, 2023 at Min.	7 plays, 75 yards (3:15)	Palmer 30-yd TD rec.
Nov. 17, 2024 vs. Cin.	4 plays, 84 yards (0:27)	Dobbins 29-yd TD run

*Game-winning drive was in overtime

GAME-WINNING DRIVES IN FOURTH QUARTER OR OVERTIME, NFL, SINCE 2020

Rank	Team/s	Player	Game-Winning Drives
1.	K.C.	QB Patrick Mahomes	19
2.	Min./Atl.	QB Kirk Cousins	18
3.	L.V./N.O.	QB Derek Carr	16
4.	LAC	QB Justin Herbert	15
5.	Det./LAR	QB Matthew Stafford	14
6.	Buf.	QB Josh Allen	13
	LAR/Det.	QB Jared Goff	13
	T.B.	QB Tom Brady	13

Herbert posted a game-winning drive in the fourth quarter or overtime of three-straight games in 2020, becoming just the third rookie to do so since the 1970 NFL-AFL merger. The two others — Ben Roethlisberger (2004) and Vince Young (2006) — also won Offensive Rookie of the Year honors from *The Associated Press*.

ROOKIE QUARTERBACKS WITH THREE CONSECUTIVE GAME-WINNING DRIVES, SINCE 1970

Season	Team	Quarterback	Consecutive Games
2020	LAC	Justin Herbert*	3 (Dec. 13 — Dec. 27)
2006	Ten.	Vince Young*	3 (Nov. 26 — Dec. 10)
2004	Pit.	Ben Roethlisberger*	3 (Dec. 5 — Dec. 18)

*Won AP Offensive Rookie of the Year



DUAL-THREAT QUARTERBACK

Justin Herbert set the record for combined touchdowns as a rookie (36) and through a player's first two seasons (77). His 102 combined touchdowns were also the most in history through the first three seasons of a career.

He now has 143 career combined touchdowns, good for the eighth-most in NFL history through the first five seasons of a career.

COMBINED TOUCHDOWNS, FIRST FIVE SEASONS, NFL HISTORY

Rank	Team	Player	Combined Touchdowns
1.	Buf.	QB Josh Allen	176
2.	Mia.	QB Dan Marino*	171
3.	Car.	QB Cam Newton	160
4.	K.C.	QB Patrick Mahomes	159
5.	Ind.	QB Peyton Manning*	147
6.	Ind.	QB Andrew Luck	146
7.	Cin.	QB Joe Burrow	144
8.	LAC	QB Justin Herbert	143
9.	Sea.	QB Russell Wilson	140
10.	Cin.	QB Andy Dalton	138
11.	Phi.	QB Jalen Hurts	137

*Pro Football Hall of Famer

In the team's Week 10 win over Tennessee, Herbert ran in a four-yard score and threw a 16-yard touchdown, marking his 11th career game with a passing and a rushing touchdown. His 11 such games are the second-most in Chargers history.

MOST GAMES WITH A PASSING TOUCHDOWN AND A RUSHING TOUCHDOWN, CHARGERS HISTORY

Rank	Seasons	Player	Games
1.	1962-72	QB John Hadl*	12
2.	2020-Present	QB Justin Herbert	11
3.	1960-62	QB Jack Kemp	10
4.	1973-87	QB Dan Fouts*	9
5.	2001-09	RB LaDainian Tomlinson	5

*Pro Football Hall of Famer

JUSTIN HERBERT

THREADING THE NEEDLE ON THIRD DOWN

In his 76 career starts, **Justin Herbert** has been the one of the best passers in the NFL at moving the chains on third down. He has completed 447 passes on 735 attempts (60.8 pct.) for 5,371 yards and 50 touchdowns with 18 interceptions (95.7 passer rating). Herbert's 447 completions lead the NFL, while his 5,371 passing yards rank second on third down since 2020.

Herbert tied for the league lead with 14 touchdown passes on third down in 2020, good for the most by a rookie in the last 40 seasons. He has added 36 since then, giving him 50 third-down passing scores since entering the professional ranks, which is good for No. 2 over that span.

Herbert's 95.7 passer rating on third down ranks ninth in the NFL over the last five years among players with at least 300 passing attempts on third down.

THIRD DOWN COMPLETIONS, NFL, SINCE 2020

Rank	Team/s	Player	Completions
1.	LAC	QB Justin Herbert	447
2.	K.C.	QB Patrick Mahomes	436
3.	LAR/Det.	QB Jared Goff	432
4.	Min./Atl.	QB Kirk Cousins	401
5.	L.V./N.O.	QB Derek Carr	396

THIRD DOWN PASSING YARDS, NFL, SINCE 2020

Rank	Team/s	Player	Passing Yards
1.	K.C.	QB Patrick Mahomes	5,889
2.	LAC	QB Justin Herbert	5,371
3.	L.V./N.O.	QB Derek Carr	5,219
4.	LAR/Det.	QB Jared Goff	4,992
5.	Min./Atl.	QB Kirk Cousins	4,889

THIRD DOWN PASSING TOUCHDOWNS, NFL, SINCE 2020

Rank	Team/s	Player	Passing Touchdowns
1.	K.C.	QB Patrick Mahomes	62
2.	LAC	QB Justin Herbert	50
3.	Buf.	QB Josh Allen	46
	Min./Atl.	QB Kirk Cousins	46
5.	Cin.	QB Joe Burrow	39
	T.B.	QB Tom Brady	39

Herbert ranks No. 2 in the NFL with 317 passing first downs on third down over the past five seasons. He threw for 12 third-down conversions in 2021's Week 1 win at Washington, the most passing first downs in a single game on third down since Andrew Luck did so in 2012. Herbert sported a league-leading 79 passing first downs on third down in 2021.

THIRD DOWN PASSING FIRST DOWNS, NFL, SINCE 2020

Rank	Team/s	Player	Passing First Downs
1.	K.C.	QB Patrick Mahomes	343
2.	LAC	QB Justin Herbert	317
3.	LAR/Det.	QB Jared Goff	287
4.	Buf.	QB Josh Allen	284
5.	Cin.	QB Joe Burrow	270

FEELING IT ON FOURTH DOWN

Since entering the NFL in 2020, **Justin Herbert** has been one of the league's top passers on fourth down. He threw a pair of fourth-down touchdowns in Week 10 of the 2023 season, giving him 10 passing scores on fourth down since coming into the NFL in 2020, ranking tied for No. 3 in the league over that span.

FOURTH DOWN PASSING TOUCHDOWNS, NFL, SINCE 2020

Rank	Team/s	Player	Passing Touchdowns
1.	Buf.	QB Josh Allen	12
	Min./Atl.	QB Kirk Cousins	12
3.	LAC	QB Justin Herbert	10
	LAR/Det.	QB Jared Goff	10
5.	Cin.	QB Joe Burrow	8
6.	Ari.	QB Kyler Murray	7
	Phi.	QB Jalen Hurts	7

Herbert also leads the NFL over that span in passing yards (568) and is tied for the lead in completions (41). He has the third-most passing first downs (36) and ranks No. 4 fourth-down passer rating (118.1) since 2020 among players with at least 30 passing attempts on fourth down.

FOURTH DOWN COMPLETIONS, NFL, SINCE 2020

Rank	Team/s	Player	Completions
1.	LAC	QB Justin Herbert	41
	LAR/Det.	QB Jared Goff	41
	Min./Atl.	QB Kirk Cousins	41
4.	Cin.	QB Joe Burrow	32
5.	Jax.	QB Trevor Lawrence	31

FOURTH DOWN PASSING YARDS, NFL, SINCE 2020

Rank	Team/s	Player	Passing Yards
1.	LAC	QB Justin Herbert	568
2.	Min./Atl.	QB Kirk Cousins	518
3.	LAR/Det.	QB Jared Goff	431
4.	Cin.	QB Joe Burrow	404
5.	Ari.	QB Kyler Murray	361

FOURTH DOWN PASSING FIRST DOWNS, NFL, SINCE 2020

Rank	Team/s	Player	Passing First Downs
1.	Min./Atl.	QB Kirk Cousins	39
2.	LAR/Det.	QB Jared Goff	38
3.	LAC	QB Justin Herbert	36
4.	Ari.	QB Kyler Murray	28
	Cin.	QB Joe Burrow	28
	Jax.	QB Trevor Lawrence	28

FOURTH DOWN PASSER RATING, MIN. 30 ATT., NFL, SINCE 2020

Rank	Team/s	Player	Passer Rating
1.	Cin.	QB Joe Burrow	125.4
2.	Mia.	QB Tua Tagovailoa	124.3
3.	Phi.	QB Jalen Hurts	121.4
4.	LAC	QB Justin Herbert	118.3
5.	Atl./Ind.	QB Matt Ryan	112.1

JUSTIN HERBERT

LEGGING IT OUT

In the team's *Sunday Night Football* victory over Pittsburgh in Week 11 of the 2021 season, **Justin Herbert** threw for 382 yards and ran for 90 yards, becoming the only player to ever top 350 yards passing and 90 yards rushing in a single game. He was the fifth player ever to run for 90 yards and pass for 300 in the same game.

QUARTERBACKS WITH 300 PASSING YARDS AND 90 RUSHING YARDS, SINGLE GAME, NFL HISTORY

Season (Wk)	Team	Quarterback	Pass Yds	Rush Yds
2022 (2)	Bal.	Lamar Jackson	318	119
2021 (14)	Buf.	Josh Allen	308	109
2021 (11)	LAC	Justin Herbert	382	90
2015 (15)	Car.	Cam Newton	340	100
2014 (7)	Sea.	Russell Wilson	313	106
2011 (5)	Phi.	Mike Vick	315	90
1989 (15)	Phi.	Randall Cunningham	306	92

TARGET ACQUIRED

Justin Herbert has thrown touchdowns to 21 players, including 15 with multiple scores. He's most frequently thrown touchdowns to WR Keenan Allen, who caught 24 scores from Herbert. The first passing score of his career went to WR Jalen Guyton, who also caught the first touchdown of his career on the play.

HERBERT'S CAREER TOUCHDOWN PASSES BY RECEIVER

Receiver	Touchdown Passes
WR Keenan Allen	24
WR Mike Williams	18
RB Austin Ekeler	16
TE Donald Parham Jr.	11
WR Quentin Johnston	9
WR Joshua Palmer	9
TE Gerald Everett	7
WR Jalen Guyton	7
WR Ladd McConkey	5
TE Jared Cook	4
TE Hunter Henry	4
WR DeAndre Carter	3
WR Tyron Johnson	3
FB Zander Horvath	2
FB Gabe Nabers	2
TE Stephen Anderson	1
TE Will Dissly	1
WR Simi Fehoko	1
TE Virgil Green	1
TE Stone Smartt	1
RB Kimani Vidal	1
Total (21 Receivers)	130

A ROOKIE CAMPAIGN FOR THE AGES

AWARDS

- *The Associated Press* Offensive Rookie of the Year
- *Professional Football Writers of America* Rookie of the Year
- PFWA Offensive Rookie of the Year
- PFWA All-Rookie Selection
- NFL Offensive Rookie of the Month (October)
- NFL Offensive Rookie of the Month (November)
- FedEx NFL Air Player of the Week — Week 11 vs. NYJ (fan vote)
- Voted by fans as the Pepsi Zero Sugar Rookie of the Year
- Nine-time Pepsi Zero Sugar Rookie of the Week (voted by fans)

RECORDS AT THE TIME

- Most passing touchdowns by a rookie quarterback ever (31).
- Most combined touchdowns by a rookie in NFL history (36).
- Most consecutive games by a rookie quarterback with multiple passing touchdowns in NFL history (seven).
- Most performances by a rookie quarterback with 300-plus passing yards in NFL history (eight).
- Most performances by a rookie quarterback with three-plus touchdowns in NFL history (six).
- Most games by a rookie quarterback with multiple touchdown passes in NFL history (10).
- Most completions ever by a rookie quarterback (396).
- Youngest player ever to throw 30 touchdowns in a single season, doing so at 22 years, 299 days old.
- Tied for the longest streak of game-winning drives (three games) in the fourth quarter or overtime by a rookie quarterback in the Super Bowl era (since 1966).
- Recorded the first win in pro football history by a rookie quarterback while posting 300 passing yards, three touchdown passes, a rushing score and no interceptions.
- Most passing touchdowns by a rookie quarterback in a game (four) and a half (three) in *Monday Night Football* history.
- Tied for the longest streak of games with three-plus touchdown passes by a rookie quarterback in NFL history (four).
- Tied for the most 300-yard passing performances in a player's first two career games (two).
- Became the first player since at least 1970 to register over 1,500 passing yards and a 100-plus passer rating through the first five games of a career.
- Set marks for the most passing attempts, completions, passing yards and touchdown passes by a rookie quarterback in Chargers history.
- Recorded the most single-game rushing yards by a quarterback in team annals (66 in Week 7 vs. Jax.).

ACCOMPLISHMENTS AND OTHER NOTES AT THE TIME

- Ranked second among rookie quarterbacks in NFL history with 4,336 passing yards on the season.
- Joined Patrick Mahomes as the only players in history to eclipse 4,000 passing yards in the first 14 starts of a career.
- Became the second player in NFL history to top 250 passing yards in each of the first seven games of a career (Mahomes).
- Threw a touchdown pass in each of his first 10 games played, the second-longest streak to open a career in NFL history.
- Threw for 277 yards in the first half of Week 11, the most by any rookie quarterback in a first half over the last 40 seasons.
- Became the third quarterback in NFL history to have 300 passing yards and a rushing score in a debut.
- Threw for the fourth-most passing yards in a debut since 1970.
- Became the first quarterback to throw a touchdown and run for a score in the first half of a debut since 1954.

JUSTIN HERBERT IN PRIMETIME

A PRIME-TIME PRODIGY

Since entering the NFL, **Justin Herbert** has made 20 starts in primetime, leading the Bolts to wins on each of the regularly-slated prime-time games — *Thursday Night Football*, *Sunday Night Football* and *Monday Night Football*.

He has been one of the best quarterbacks under the lights since entering the NFL in 2020, with his 93.3 passer rating in prime-time games ranking No. 8 in the NFL over the that span among players with at least 500 prime-time passing attempts.

Herbert has thrown 33 touchdown passes in his 20 prime-time starts, ranking No. 6 in the NFL in primetime since he entered the league in 2020.

PRIME-TIME PASSER RATING, MIN. 500 ATT., SINCE 2020

Rank	Team/s	Player	Passer Rating
1.	G.B./NYJ	QB Aaron Rodgers	113.2
2.	Buf.	QB Josh Allen	104.5
3.	Bal.	QB Lamar Jackson	101.1
4.	Cin.	QB Joe Burrow	100.7
5.	Dal.	QB Dak Prescott	99.6
6.	K.C.	QB Patrick Mahomes	96.8
7.	Sea./Den./Pit.	QB Russell Wilson	96.8
8.	LAC	QB Justin Herbert	93.3

THURSDAY NIGHT FOOTBALL

As a rookie in 2020, **Justin Herbert** recorded his first career comeback win in the fourth quarter or overtime in Week 15 at Las Vegas, leading the Bolts to a 30-27 overtime victory. He finished the game with 314 passing yards and two touchdowns on 22-of-32 passing (68.8 pct.) for a 121.1 passer rating. Herbert added a rushing touchdown in overtime to secure the victory.

At 22 years, 282 days old, Herbert became the second-youngest player to mount a come-from-behind win in the fourth quarter or overtime of a Thursday night game in NFL history.

YOUNGEST QUARTERBACKS TO LEAD A COME-FROM-BEHIND WIN IN FOURTH QUARTER OR OVERTIME, THURSDAY NIGHT GAMES, NFL HISTORY

Rk.	Team	Game	Player	Age (Yrs-Days)
1.	S.F.	Dec. 14, 2006 at Sea.	QB Alex Smith	22-221
2.	LAC	Dec. 17, 2020 at L.V.	QB Justin Herbert	22-282
3.	Dal.	Dec. 1, 2016 at Min.	QB Dak Prescott	23-125

MONDAY NIGHT FOOTBALL

In eight appearances on *Monday Night Football*, **Justin Herbert** has thrown for 1,889 yards and nine scores with three interceptions on 192-of-302 passing (63.6 pct.) for a 86.9 passer rating.

In 2020, Herbert tossed four touchdown passes on *Monday Night Football*, setting the program's single-game rookie passing touchdown record. He added three touchdowns in the lone Monday night contest in 2021, making him one of four players with seven or more touchdown passes in their first two starts on *MNF* since the program began in 1970.

SUNDAY NIGHT FOOTBALL

Justin Herbert has appeared in nine career games on *Sunday Night Football*, totaling 2,633 passing yards and 17 touchdowns with five interceptions on 245-of-371 passing (66.0 pct.) for a 96.3 passer rating. In four of those games, Herbert has registered a completion percentage of at least 65.0 and attempted at least 40 passes, tied for the third-most of those performances since the program's inception in 2006.

In the team's Week 14 win on *SNF* in 2022, Herbert completed 39 passes on 51 attempts (76.5 pct.) for 367 yards and a touchdown with zero interceptions (102.3 rating). His 76.5 completion percentage was the best ever in a Sunday night contest by a quarterback to throw zero interceptions and 45-plus attempts.

HIGHEST COMPLETION PCT., SUNDAY NIGHT GAME, MIN. 45 ATT., AND ZERO INTERCEPTIONS, NFL HISTORY

Rk.	Team	Game	Player	Comp. Pct.
1.	LAC	Dec. 11, 2022 vs. Mia.	QB Justin Herbert	76.5
2.	T.B.	Oct. 2, 2022 vs. K.C.	QB Tom Brady	75.0
3.	N.E.	Oct. 27, 1996 vs. Buf.	QB Drew Bledsoe	71.1
4.	K.C.	Nov. 14, 2021 at L.V.	QB Patrick Mahomes	70.0

Herbert completed his first 15 passes of the team's 2023 Week 8 win over Chicago on *SNF*, finishing with 298 yards and three touchdowns with zero interceptions on 31-of-40 passing (77.5 pct.) to register a 122.7 passer rating. Herbert's completion percentage was the fourth-highest in a Sunday night contest in NFL history among players with at least 40 passing attempts and zero interceptions.

HIGHEST COMPLETION PCT., SUNDAY NIGHT GAME, MIN. 40 ATT., AND ZERO INTERCEPTIONS, NFL HISTORY

Rk.	Team	Game	Player	Comp. Pct.
1.	N.O.	Nov. 10, 2013 vs. Dal.	QB Drew Brees	82.9
2.	Mia.	Nov. 5, 2017 vs. Oak.	QB Jay Cutler	81.0
3.	N.O.	Oct. 4, 2015 vs. Dal.	QB Drew Brees	80.5
4.	LAC	Oct. 29, 2023 vs. Chi.	QB Justin Herbert	77.5
5.	LAC	Dec. 11, 2022 vs. Mia.	QB Justin Herbert	76.5

Herbert made his first career appearance on *SNF* in Week 11 of 2021 against Pittsburgh, throwing for 382 yards and three touchdowns with an interception on 31-of-40 passing (73.2 pct.) for a 116.1 passer rating. He added 90 rushing yards to become the first player ever to have at least 350 yards passing and 90 yards rushing in a single game.

His 116.1 passer rating was the best in a quarterback's first career start on *SNF* with at least 40 passing attempts since the program began in 2006. It was also the best passer rating by a quarterback ever in their first career start in Sunday night game (min. 40 att.).

PASSER RATING, FIRST CAREER START IN A SUNDAY NIGHT GAME, MINIMUM 40 ATTEMPTS, NFL HISTORY

Rk.	Team	Game	Player	Passer Rtg.
1.	LAC	Nov. 21, 2021 vs. Pit.	QB Justin Herbert	116.1
2.	Ari.	Oct. 2, 2005 vs. S.F.	QB Josh McCown	109.4
3.	StL	Nov. 18, 2001 at N.E.	QB Kurt Warner	105.4

J.K. DOBBINS



A COMEBACK PLAYER OF THE YEAR PACE

In his first year with the Chargers, **J.K. Dobbins** kicked off his Comeback Player of the Year campaign with a bang, closing in on single-season career highs with 766 rushing yards, eight rushing touchdowns and 900 yards from scrimmage through the first 12 games of the season. Coming off back-to-back season-ending injuries (ACL and Achilles), Dobbins stormed out of the gate with back-to-back 100-yard rushing performances to begin the year.

Below is how Dobbins' numbers through the first 12 games of the 2024 season stack up compared to previous *Professional Football Writers of America* Comeback Player of the Year-winning running backs through 12 games:

SETTING THE PACE

J.K. Dobbins averages 4.85 yards per carry this season, ranking No. 2 in the AFC and seventh in the NFL among players with at least 150 rushing attempts.

RUSHING AVERAGE, RBs, MIN. 150 ATT., NFL, 2024

Rank	Team	Player	Rushing Average
1.	Phi.	RB Saquon Barkley	5.92
2.	Bal.	RB Derrick Henry	5.80
3.	Det.	RB Jahmyr Gibbs	5.63
4.	T.B.	RB Bucky Irving	5.61
5.	S.F.	RB Jordan Mason	5.16
6.	Dal.	RB Rico Dowdle	4.97
7.	LAC	RB J.K. Dobbins	4.85
8.	Buf.	RB James Cook	4.84
9.	Car.	RB Chuba Hubbard	4.64
10.	NYG	RB Tyrone Tracy Jr.	4.60

RUNNING BACKS TO WIN PROFESSIONAL FOOTBALL WRITERS OF AMERICA COMEBACK PLAYER OF THE YEAR

Season	Team	Running Back	Rush Yds	Rush TDs	Scrm. Yds
2012	Min.	Adrian Peterson	1,446	8	1,641
2004	Buf.	Willis McGahee	817	7	952
2001	S.F.	Garrison Hearst	939	4	1,242
1996	Pit.	Jerome Bettis	1,236	10	1,355
1993	K.C.	Marcus Allen	664	10	853
1990	K.C.	Barry Word	676	2	691
1989	NYG	Ottis Anderson	778	9	1,003
1988	LAR	Greg Bell	848	12	932
1987	LAR	Charles White	1,054	8	1,172
1979	Mia.	Larry Csonka	632	6	700
1978	Was.	John Riggins	863	4	1,108
1975	Atl.	Dave Hampton	860	3	1,008
2024	LAC	J.K. Dobbins	766	8	900

J.K. DOBBINS

DOBBINS DOMINATES FIRST TWO WEEKS

J.K. Dobbins built off his dominant Week 1 performance in Week 2 to record 131 rushing yards and a score on 17 carries (7.7 avg.). He scored on a 43-yard run in the second quarter, his league-leading third run of at least 40 yards in 2024 to that point.

He became just the sixth player in the last 75 years and first since 1998 to record back-to-back games with 130 yards on the ground and a rushing score in his team's first two games of a season. Dobbins also is the seventh player in the last 75 years and first since 2006 to begin a season with two consecutive games with 130-plus yards on the ground.

PLAYERS WITH 130 RUSHING YARDS AND A RUSHING TOUCHDOWN, CONSECUTIVE GAMES TO START SEASON, NFL, SINCE 1948

Season	Team	Player	Consecutive Games
1975	Buf.	RB O.J. Simpson*	4
2024	LAC	RB J.K. Dobbins	2
1998	S.F.	RB Garrison Hearst	2
1980	Det.	RB Billy Sims	2
1963	Cle.	RB Jim Brown*	2
1955	BalC**	RB Alan Ameche	2

PLAYERS WITH 130 RUSHING YARDS, CONSECUTIVE GAMES TO START SEASON, NFL, SINCE 1948

Season	Team	Player	Consecutive Games
1975	Buf.	RB O.J. Simpson*	4
2024	LAC	RB J.K. Dobbins	2
2006	Atl.	RB Warrick Dunn	2
1998	S.F.	RB Garrison Hearst	2
1980	Det.	RB Billy Sims	2
1963	Cle.	RB Jim Brown*	2
1955	BalC**	RB Alan Ameche	2

*Pro Football Hall of Famer

**Baltimore Colts



DOBBINS RUNS WILD IN WEEK 1 WIN

In the Week 1 victory, **J.K. Dobbins** rushed for 135 yards and a touchdown on 10 carries (13.5 avg.), highlighted by multiple carries of 45-plus yards.

Dobbins, who returned to action after missing most of last season due to injury, became just the third player in the last 30 seasons to post multiple 45-yard runs a Week 1 contest, while his 13.5-yard rushing average was the best by any player in the first week of a season in NFL history (min. 10 att.).

He headlined a Bolts rushing offense that ran for 176 yards and averaged 6.5 yards per attempt in the victory, the best rushing average by any AFC team in Week 1.

RUSHING AVERAGE, SINGLE GAME, MINIMUM 10 ATTEMPTS, KICKOFF WEEKEND, NFL HISTORY

Rk.	Team	Game	Player	Rush Avg.
1.	LAC	Sept. 8, 2024 vs. L.V.	RB J.K. Dobbins	13.5
2.	ChiC*	Sept. 29, 1949 vs. Was.	HB Charley Trippi	13.0
3.	ChiC*	Sept. 27, 1959 vs. Was.	WR Bobby Joe Conrad	12.7
4.	NYJ	Sept. 11, 2023 vs. Buf.	RB Breece Hall	12.7
5.	Buf.	Sept. 8, 2012 at NYJ	RB C.J. Spiller	12.1

*Chicago Cardinals

RUSHES OF 45-PLUS YARDS, SINGLE GAME, KICKOFF WEEKEND, SINCE 1991

Rk.	Team	Game	Player	No.
1.	LAC	Sept. 8, 2024 vs. L.V.	RB J.K. Dobbins	2
	Buf.	Sept. 8, 2012 at NYJ	RB C.J. Spiller	2
	Min.	Sept. 6, 1992 at G.B.	RB Terry Allen	2
4.	—	Several Others		1

DERWIN JAMES JR.

A DEFENSIVE CHESS PIECE

This season, **Derwin James Jr.**, has recorded 83 tackles, 3.5 sacks, an interception and six passes defended. He's one of just five players in the NFL this season — and only defensive back — to have at least 80 tackles, multiple sacks, an interception and five pass breakups.

PLAYERS WITH 80 TACKLES, MULTIPLE SACKS, AN INTERCEPTION AND FIVE PASSES DEFENSED, NFL, 2024

Rk.	Team	Player	Sacks	PDs	INTs	Tackles
1.	Ind.	LB Zaire Franklin	2.5	5	2	144
2.	N.O.	LB Demario Davis	2.0	6	1	104
3.	T.B.	LB Lavonte David	5.5	5	1	104
4.	Car.	LB Josey Jewell	3.5	6	1	91
5.	LAC	S Derwin James Jr.	3.5	6	1	83

DERWIN'S PICKS AND SACKS BY PASSER

Derwin James Jr., has recorded nine interceptions and 15.0 sacks in his career. He has brought down Patrick Mahomes the most, totaling three sacks of the Texas Tech product. Below is a look at his career regular-season sacks and interceptions by passer:

REGULAR-SEASON CAREER INTs BY PASSER (9)

INTs	Passer	Most Recent INT
1	QB Tyson Bagent	Oct. 29, 2023 vs. Chi.
	QB Derek Carr	Oct. 4, 2021 vs. L.V.
	QB Kirk Cousins	Dec. 1, 2024 at Atl.
	QB Nick Foles	Dec. 26, 2022 at Ind.
	QB Jared Goff	Sept. 23, 2018 at LAR
	QB Drew Lock	Nov. 28, 2021 at Den.
	QB Kyler Murray	Nov. 27, 2022 at Ari.
	QB Ben Roethlisberger	Dec. 2, 2018 at Pit.
	QB Josh Rosen	Nov. 25, 2018 vs. Ari.

REGULAR-SEASON CAREER SACKS BY PASSER (15.0)

Sacks	Passer	Most Recent Sack
3.0	QB Patrick Mahomes	Dec. 8, 2024 at K.C.
1.5	QB Baker Mayfield	Oct. 10, 2021 vs. Cle.
1.0	QB Josh Allen	Sept. 16, 2018 at Buf.
	QB C.J. Beathard	Sept. 30, 2018 vs. S.F.
	QB Joe Burrow	Nov. 17, 2024 vs. Cin.
	QB Derek Carr	Sept. 11, 2022 vs. L.V.
	QB Justin Fields	Sept. 22, 2024 at Pit.
	QB Lamar Jackson	Nov. 25, 2024 vs. Bal.
	QB Marcus Mariota	Nov. 6, 2022 at Atl.
	QB Jarrett Stidham	Dec. 31, 2023 at Den.
	QB Russell Wilson	Oct. 17, 2022 vs. Den.
	QB Bailey Zappe	Dec. 3, 2023 at N.E.
0.5	QB Dak Prescott	Sept. 19, 2021 vs. Dal.

MAKING AN IMPACT

Derwin James Jr., eclipsed 500 career tackles in his 67th career game, doing so faster than any defensive back since the turn of the century. With 580 tackles in 79 career games, James is on pace to set the mark for the fewest games to reach 600 tackles.

FEWEST GAMES TO 500 TACKLES, DEFENSIVE BACKS, NFL, SINCE 2000

Rank	Team/s	Player	Games
1.	LAC	S Derwin James Jr.	67
2.	NYG/Was.	S Landon Collins	68
3.	NYG/Oak./Mia.	S Gibril Wilson	71

FEWEST GAMES TO 600 TACKLES, DEFENSIVE BACKS, NFL, SINCE 2000

Rank	Team	Player	Games
1.	NYG/Was.	S Landon Collins	84
2.	G.B.	S Morgan Burnett	87
3.	Ari.	S Budda Baker	89
—	LAC	S Derwin James Jr.	79

AMONG THE BEST THROUGH 70 GAMES

Derwin James Jr., who has appeared in 79 career games, recorded 521 tackles, 27 tackles for loss and 12.5 sacks in his first 70 career games played. He was just the 10th NFL player and the first defensive back to record 500 tackles, 25 tackles for loss and 10.0 sacks within the first 70 games of a career since tackles for loss began being tracked in 2008.

PLAYERS WITH 500 TACKLES, 25 TACKLES FOR LOSS AND 10 SACKS, FIRST 70 CAREER GAMES, NFL, SINCE 2008

Seasons	Team/s	Player	Sacks	TFL	Tackles
2018-24	LAC	S Derwin James Jr.	12.5	27	521
2019-23	T.B.	LB Devin White	21.5	37	539
2018-23	Ind.	LB Shaquille Leonard	15.0	32	605
2018-22	Chi./Bal.	LB Roquan Smith	16.5	47	611
2016-20	G.B./NYG	LB Blake Martinez	12.0	35	586
2012-17	Ind./Chi.	LB Jerrell Freman	12.0	29	598
2012-16	Sea.	LB Bobby Wagner	12.0	30	621
2012-16	T.B.	LB Lavonte David	14.0	78	620
2010-15	S.F.	LB NaVorro Bowman	10.0	33	507
2007-11	S.F.	LB Patrick Willis	16.0	34	649

James is also one of six players — and the only defensive back — since the turn of the century to post 500 tackles, five interceptions and 10 sacks within the first 70 games of a career.

PLAYERS WITH 500 TACKLES, FIVE INTERCEPTIONS AND 10 SACKS, FIRST 70 CAREER GAMES, NFL, SINCE 2000

Seasons	Team/s	Player	Sacks	INTs	Tackles
2018-24	LAC	S Derwin James Jr.	12.5	8	521
2018-23	Ind.	LB Shaquille Leonard	15.0	12	605
2018-22	Chi./Bal.	LB Roquan Smith	16.5	7	611
2012-16	Sea.	LB Bobby Wagner	12.0	6	621
2012-16	T.B.	LB Lavonte David	14.0	9	620
2000-04	Chi.	LB Brian Urlacher	25.0	6	559

KHALIL MACK

RETURN OF THE MACK

Since entering the NFL in 2014, **Khalil Mack** has totaled 106.5 sacks, good for the third-most over that span. He's one of football's top defenders at forcing turnovers, No. 2 in forced fumbles and strip-sacks since entering the NFL.

Mack's 256 career hurries lead the league since he entered the NFL in 2014, while his 452 pressures rank No. 2 over that span.

SACKS, NFL, SINCE 2014

Rank	Team/s	Player	Sacks
1.	LAR	DT Aaron Donald	111.0
2.	Pit.	LB T.J. Watt	108.0
3.	Oak./Chi./LAC	OLB Khalil Mack	106.5
4.	Cle.	DE Myles Garrett	99.5
	Min./Hou.	DE Danielle Hunter	99.5

FORCED FUMBLES, NFL, SINCE 2014

Rank	Team/s	Player	Forced Fum.
1.	Pit.	LB T.J. Watt	33
1.	Oak./Chi./LAC	OLB Khalil Mack	32
3.	N.E./Ari./L.V.	OLB Chandler Jones	30
4.	T.B.	LB Lavonte David	29
5.	LAR	DT Aaron Donald	24

STRIP-SACKS, NFL, SINCE 2014

Rk.	Team/s	Player	Strip Sacks
1.	N.E./Ari./L.V.	OLB Chandler Jones	26
2.	Oak./Chi./LAC	OLB Khalil Mack	24
3.	Pit.	LB T.J. Watt	23
4.	Cle.	DE Myles Garrett	19
	Den./T.B.	OLB Shaquil Barrett	19
6.	LAR	DT Aaron Donald	18
	StL/LAR/Mia./Dal./Chi./Phi.	LB Robert Quinn	18
	Jax./Min./Bal./L.V./Ind./Chi.	DE Yannick Ngakoue	18

QUARTERBACK HURRIES, NFL, SINCE 2014

Rank	Team/s	Player	Hurries
1.	Oak./Chi./LAC	OLB Khalil Mack	256
2.	LAR	DT Aaron Donald	214
3.	N.O.	DE Cameron Jordan	213
	Den./LAR/Buf.	OLB Von Miller	213
5.	Buf./Hou.	DL Jerry Hughes	204

DEFENSIVE PRESSURES, NFL, SINCE 2014

Rank	Team/s	Player	Pressures
1.	LAR	DT Aaron Donald	475
2.	Oak./Chi./LAC	OLB Khalil Mack	452
3.	N.O.	DE Cameron Jordan	403
4.	Den./LAR/Buf.	OLB Von Miller	400
5.	Hou./Ari.	DE J.J. Watt	393



MACK TOPS 100 CAREER SACKS

In the 150th regular-season game of his career, **OLB Khalil Mack** eclipsed 100 career sacks in the second quarter on a nine-yard takedown. Now 162 games into his career, Mack's 106.5 sacks rank No. 5 among active NFL players.

SACKS, ACTIVE NFL PLAYERS

Rank	Team/s	Player	Sacks
1.	Den./LAR/Buf.	OLB Von Miller	127.5
2.	N.O.	DE Cameron Jordan	120.5
3.	Ari./Jax./Bal./Atl./Mia.	DL Calais Campbell	109.5
4.	Pit.	LB T.J. Watt	108.0
5.	Oak./Chi./LAC	OLB Khalil Mack	106.5
6.	Cle.	DE Myles Garrett	99.5
	Min./Hou.	DE Danielle Hunter	99.5

MACK MAKES HISTORY

Khalil Mack eclipsed 12 sacks in 2023, the third season of his career with at least 12 sacks — and with his third franchise. He joined Hall of Famer Kevin Greene as the only two players to have a 12-sack season with three different franchises since the individual sack became an official statistic in 1982.

PLAYERS WITH 12-SACK SEASON WITH THREE DIFFERENT FRANCHISES, NFL, SINCE 1982

Player	Teams (Seasons)
OLB Khalil Mack	Raiders ('15), Bears ('18), Chargers ('23)
LB Kevin Greene*	Rams ('88-90), Steelers ('93-94), Panthers ('96, '99)

*Pro Football Hall of Famer

KHALIL MACK

MACK DROPS SIX SACKS IN VICTORY



Khalil Mack had a historic performance in the team's 2023 Week 4 win over the Raiders. He set a single-game team record and career high with six sacks, including a pair of strip-sacks. It was the first six-sack performance by any NFL player since 2017 and just the sixth since the stat began being tracked in 1982.

Mack added 10 tackles (eight solo), five tackles for loss, four quarterback hits and a pass defended. He was the only player since at least 2000 to have six sacks and at least 10 tackles in a single game. He was recognized as AFC Defensive Player of the Week for his performance, the fourth weekly award of his career.

Along with his five-sack performance in 2015, Mack joined Hall of Fame LB Derrick Thomas as the only players with multiple games of five or more sacks since the stat started being tracked in 1982.

SACKS, SINGLE GAME, NFL, SINCE 1982

Rk.	Team	Game	Player	Sacks
1.	K.C.	Nov. 11, 1990 vs. Sea.	LB Derrick Thomas	7.0
2.	LAC	Oct. 1, 2023 vs. L.V.	OLB Khalil Mack	6.0
	Atl.	Nov. 12, 2017 vs. Dal.	DL Adrian Clayborn	6.0
	NYG	Sept. 30, 2007 vs. Phi.	DE Osi Umenyiora	6.0
	K.C.	Sept. 6, 1998 vs. Oak.	LB Derrick Thomas	6.0
	S.F.	Nov. 13, 1983 vs. N.O.	DE Fred Dean	6.0
7.	S.F.	Nov. 19, 2012 vs. Chi.	OLB Aldon Smith	5.5
	Det.	Sept. 4, 1983 at T.B.	DE William Gay	5.5

SACKS, SINGLE GAME, CHARGERS, SINCE 1982

Rank	Game	Player	Sacks
1.	Oct. 1, 2023 vs. L.V.	OLB Khalil Mack	6.0
	Nov. 16, 1986 vs. Dal.	DE Leslie O'Neal	5.0
3.	Dec. 18, 2011 vs. Bal.	OLB Antwan Barnes	4.0
	Oct. 3, 2010 vs. Ari.	LB Shaun Phillips	4.0
	Oct. 22, 1995 at Sea.	DE Leslie O'Neal	4.0
	Dec. 6, 1992 at Phx.*	DE Leslie O'Neal	4.0
	Dec. 22, 1991 vs. Den.	DE Leslie O'Neal	4.0

*Phoenix Cardinals

TOP OF THE CHARTS

Khalil Mack ranked fourth in the NFL in 2023 with 17.0 sacks, setting a new single-season career high. His four strip-sacks were tied for the second-most in the NFL.

SACKS, NFL, 2023

Rank	Team	Player	Sacks
1.	Pit.	LB T.J. Watt	19.0
2.	Cin.	DE Trey Hendrickson	17.5
	Jax.	OLB Josh Allen	17.5
4.	LAC	OLB Khalil Mack	17.0
5.	Min.	OLB Danielle Hunter	16.5
6.	L.V.	DE Maxx Crosby	14.5

STRIP SACKS, NFL, 2023

Rank	Team	Player	Strip-Sacks
1.	Mia.	LB Bradley Chubb	5
2.	LAC	OLB Khalil Mack	4
	Cle.	DE Myles Garrett	4
	Pit.	LB T.J. Watt	4
5.	Cin.	DE Trey Hendrickson	3
	Det.	DE Aidan Hutchinson	3
	Ind.	DE Samson Ebukam	3
	L.V.	DE Malcolm Koonce	3
	Min.	OLB Danielle Hunter	3
	T.B.	OLB Shaquil Barrett	3

MACK ATTACK

By setting his career high with 17.0 sacks in 2023, **Khalil Mack** tied for the most sacks in a single season by a Charger since the individual sack began being tracked in 1982.

Mack forced a total of five fumbles on the year, including four that were strip-sacks. Since forced fumbles began being tracked in 1994, Mack's five tied for the third-most by a Charger in a single season.

SACKS, SINGLE SEASON, CHARGERS, SINCE 1982

Rank	Season	Player	Sacks
1.	2023	OLB Khalil Mack	17.0
	2006	LB Shawne Merriman	17.0
	1992	DE Leslie O'Neal	17.0
4.	1986	DE Lee Williams	15.0
5.	1989	DE Lee Williams	14.0

FORCED FUMBLES, SINGLE SEASON, CHARGERS, SINCE 1994

Rank	Season	Player	Forced Fumbles
1.	2021	OLB Joey Bosa	7
	2009	LB Shaun Phillips	7
3.	2023	OLB Khalil Mack	5
	—	Two Other Players	5

KHALIL MACK

MACK'S PICKS BY PASSER

Khalil Mack has picked off three passes, including two that he returned for a touchdown. Below is a look at his career regular-season interceptions by quarterback:

REGULAR-SEASON CAREER INTs BY PASSER (3)

INTs	Passer	Most Recent INT
1	QB Kirk Cousins	Nov. 16, 2020 vs. Min.
	QB DeShone Kizer	Sept. 9, 2018 at G.B.
	QB Cam Newton	Nov. 27, 2016 vs. Car.



MACK'S SACKS BY PASSER

Khalil Mack has sacked 49 players in the regular season for a total of 106.5 career sacks. Below is a list of his career sacks by passer:

REGULAR-SEASON CAREER SACKS BY PASSER (106.5)

Sacks	Passer	Most Recent Sack
6.0	QB Aidan O'Connell	Oct. 1, 2023 vs. L.V.
	QB Brock Osweiler	Nov. 21, 2016 vs. Hou.
5.5	QB Aaron Rodgers	Oct. 17, 2021 vs. G.B.
	QB Alex Smith	aDec. 10, 2017 at K.C.
5.0	QB Trevor Siemian	Nov. 26, 2017 vs. Den.
4.0	QB Derek Carr	Sept. 11, 2022 L.V.
	QB Kirk Cousins	Dec. 20, 2020 at Min.
	QB Dak Prescott	Oct. 16, 2023 vs. Dal.
3.0	QB Tom Brady	Oct. 8, 2020 vs. T.B.
	QB Jared Goff	Oct. 3, 2021 vs. Det.
	QB Josh McCown	Sept. 17, 2017 vs. NYJ
	QB Jameis Winston	Nov. 3, 2024 at Cle.
2.5	QB Patrick Mahomes	Dec. 8, 2024 at K.C.
2.0	QB Sam Bradford	Sept. 23, 2018 at Ari.
	QB Teddy Bridgewater	Oct. 18, 2020 at Car.
	QB Joe Flacco	Sept. 15, 2019 at Den.
	QB Lamar Jackson	Nov. 26, 2023 vs. Bal.
	QB Daniel Jones	Sept. 20, 2020 vs. NYG
	QB Colin Kaepernick	Dec. 7, 2017 vs. S.F.
	QB Case Keenum	Sept. 23, 2019 at Was.
	QB Jordan Love	Nov. 19, 2023 at G.B.
	QB Marcus Mariota	Nov. 29, 2015 at Ten.
	QB Baker Mayfield	Sept. 26, 2021 at Cle.
	QB Philip Rivers	Oct. 27, 2019 vs. LAC
	QB Geno Smith	Dec. 3, 2017 vs. NYG
	QB Matthew Stafford	Nov. 11, 2018 vs. Det.
	QB Russell Wilson	Oct. 17, 2022 vs. Den.
	QB Zach Wilson	Nov. 6, 2023 at NYJ
	QB Bailey Zappe	Dec. 3, 2023 at N.E.
1.5	QB Gardner Minshew II	Sept. 8, 2024 vs. L.V.
1.0	QB Blake Bortles	Oct. 23, 2016 at Jax.
	QB Drew Brees	Nov. 1, 2020 vs. N.O.
	QB Joe Burrow	Sept. 19, 2021 vs. Cin.
	QB Jay Cutler	Oct. 4, 2015 at Chi.
	QB Justin Fields	Sept. 22, 2024 at Pit.
	QB Ryan Fitzpatrick	Sept. 30, 2018 vs. T.B.
	QB Nick Foles	Dec. 26, 2022 at Ind.
	QB Blaine Gabbert	Jan. 7, 2024 vs. K.C.
	QB Jimmy Garoppolo	Nov. 13, 2022 at S.F.
	QB DeShone Kizer	Sept. 9, 2018 at G.B.
	QB Eli Manning	Dec. 2, 2018 at NYG
	QB Davis Mills	Oct. 2, 2022 at Hou.
	QB Cam Newton	Nov. 27, 2016 vs. Car.
	QB Kyle Orton	Dec. 21, 2014 vs. Buf.
	QB Spencer Rattler	Oct. 27, 2024 vs. N.O.
	QB Jarrett Stidham	Dec. 31, 2023 at Den.
	QB Tyrod Taylor	Dec. 4, 2016 vs. Buf.
	QB Deshaun Watson	Dec. 13, 2020 vs. Hou.
0.5	QB Matt Ryan	Sept. 27, 2020 at Atl.

POSTSEASON CAREER SACKS BY PASSER (1.0)

Sacks	Passer	Most Recent Sack
1.0	QB Trevor Lawrence	Jan. 14, 2023 at Jax.*

*AFC Wild Card

JOEY BOSA



NOT YOUR AVERAGE JOEY

Since entering the NFL in 2016, **Joey Bosa** has been a force, recording the sixth-best sacks-per-game over that span (min. 80 games played). He is also ranks No. 10 in that time with 71.0 sacks.

SACKS PER GAME, MIN. 80 GAMES PLAYED, SINCE 2016

Rank	Team/s	Player	Sacks/Game
1.	Pit.	LB T.J. Watt	0.92
2.	Cle.	DE Myles Garrett	0.87
3.	Min./Hou.	DE Danielle Hunter	0.79
4.	Ari./L.V.	OLB Chandler Jones	0.77
5.	LAR	DT Aaron Donald	0.75
6.	LAC	OLB Joey Bosa	0.68
7.	N.O./Cin.	DE Trey Hendrickson	0.67
8.	Oak./Chi./LAC	OLB Khalil Mack	0.66
9.	L.V.	DE Maxx Crosby	0.63
10.	Den./LAR/Buf.	OLB Von Miller	0.61

SACKS, NFL, SINCE 2016

Rank	Team/s	Player	Sacks
1.	Pit.	LB T.J. Watt	108.0
2.	Cle.	DE Myles Garrett	99.5
3.	Min./Hou.	OLB Danielle Hunter	93.5
4.	LAR	DT Aaron Donald	91.0
5.	Oak./Chi./LAC	OLB Khalil Mack	87.5
6.	N.O.	DE Cameron Jordan	81.5
7.	K.C.	DT Chris Jones	80.5
8.	Ari./L.V.	OLB Chandler Jones	76.0
9.	N.O./Cin.	DE Trey Hendrickson	72.0
10.	LAC	OLB Joey Bosa	71.0
11.	Jax./Min./Bal./L.V./Ind./Chi.	DE Yannick Ngakoue	70.5
12.	Bal./N.E./Atl.	LB Matthew Judon	70.0

FORCING THE ISSUE

After leading the NFL with seven strip-sacks in 2021, **Joey Bosa** continues to be among the league's best at jarring the ball free. He has nine strip-sacks since 2021, good for the fourth-most in the NFL over that span and ranks tied for No. 2 in forced fumbles.

STRIP-SACKS, NFL, SINCE 2021

Rank	Team/s	Player	Strip-Sacks
1.	Pit.	LB T.J. Watt	11
2.	Cin.	DE Trey Hendrickson	10
	Cle.	DE Myles Garrett	10
4.	LAC	OLB Joey Bosa	9
5.	Car./Phi./NYJ	LB Haason Reddick	8
	Den./Mia.	OLB Bradley Chubb	8
	S.F.	DL Nick Bosa	8
8.	—	Five Other Players	7

FORCED FUMBLES, NFL, SINCE 2021

Rank	Team/s	Player	Forced Fumbles
1.	Pit.	LB T.J. Watt	16
2.	LAC	OLB Joey Bosa	11
	Cin.	DE Trey Hendrickson	11
4.	Cle.	DE Myles Garrett	10
	S.F.	LB Fred Warner	10
6.	Chi./LAC	OLB Khalil Mack	9
	Den./Mia.	OLB Bradley Chubb	9
	Ind./NYG	LB Bobby Okereke	9
	T.B.	S Antoine Winfield Jr.	9
	S.F.	DL Nick Bosa	9
10.	—	Nine Other Players	8

Bosa has gone for the ball when taking down the quarterback since he entered the NFL. His 14 career strip-sacks are tied for the ninth-most since 2016.

10 of Bosa's 14 career strip-sacks came on third down, which leads the NFL over that span. Seven of his third-down strip-sacks have come since 2021, which is also a league-high.

STRIP-SACKS, THIRD DOWN, NFL, SINCE 2016

Rk.	Team/s	Player	Strip-Sacks
1.	LAC	OLB Joey Bosa	10
2.	StL/LAR/Mia./Dal./Chi./Phi.	LB Robert Quinn	8
	Jax./LAR/Atl./Dal.	DE Dante Fowler Jr.	8
	Pit.	LB T.J. Watt	8
5.	LAR	DT Aaron Donald	7

STRIP-SACKS, THIRD DOWN, NFL, SINCE 2021

Rank	Team/s	Player	Strip-Sacks
1.	LAC	OLB Joey Bosa	7
2.	S.F./Ind.	DE Samson Ebukam	5
	Pit.	LB T.J. Watt	5
4.	Ten./Atl./LAC	OLB Bud Dupree	4
	Sea./Chi.	DE Darrell Taylor	4
	Cin.	DE Trey Hendrickson	4
	T.B.	OLB Shaquil Barrett	4

JOEY BOSA

BOSA'S SACKS BY PASSER

Joey Bosa has 71.0 career sacks. He has sacked QB Derek Carr 8.5 times in his career, more than he's sacked any other quarterback. Bosa has brought down 42 different passers in his career, including 17 more than once. Below is a look at his career sacks by passer:

REGULAR-SEASON CAREER SACKS BY PASSER (71.0)

Sacks	Passer	Most Recent Sack
8.5	QB Derek Carr	Sept. 11, 2022 vs. L.V.
4.0	QB Ryan Tannehill	Sept. 17, 2023 at Ten.
3.5	QB Patrick Mahomes	Dec. 8, 2024 at K.C.
	QB Gardner Minshew II	Sept. 8, 2024 vs. L.V.
	QB Trevor Siemian	Oct. 22, 2017 vs. Den.
2.5	QB Josh Rosen	Sept. 29, 2019 at Mia.
	QB Zach Wilson	Nov. 6, 2023 at NYJ
2.0	QB Josh Allen	Nov. 29, 2020 at Buf.
	QB Kirk Cousins	Sept. 24, 2023 at Min.
	QB Robert Griffin III	Dec. 24, 2016 at Cle.
	QB Eli Manning	Oct. 8, 2015 at NYG
	QB Ben Roethlisberger	Nov. 21, 2021 vs. Pit.
	QB Matt Ryan	Oct. 23, 2016 at Atl.
	QB Alex Smith	Sept. 24, 2017 vs. K.C.
	QB Mitchell Trubisky	Oct. 27, 2019 at Chi.
1.5	QB Lamar Jackson	Oct. 17, 2021 at Bal.
	QB Aaron Rodgers	Nov. 3, 2019 vs. G.B.
1.0	WR Davante Adams	Sept. 11, 2022 vs. L.V.
	QB Tyson Bagent	Oct. 29, 2023 vs. Chi.
	QB Matt Barkley	Nov. 29, 2020 at Buf.
	QB Blake Bortles	Nov. 12, 2017 at Jax.
	QB Tom Brady	Oct. 29, 2017 at N.E.
	QB Drew Brees	Oct. 12, 2020 at N.O.
	QB Teddy Bridgewater	Sept. 27, 2020 vs. Car.
	QB Jacoby Brissett	Sept. 8, 2019 vs. Ind.
	QB Joe Burrow	Sept. 13, 2020 at Cin.
	QB Jeff Driskel	Dec. 9, 2018 vs. Cin.
	QB Joe Flacco	Oct. 6, 2019 vs. Den.
	QB Ryan Fitzpatrick	Sept. 12, 2021 at Was.
	QB Mike Glennon	Dec. 12, 2021 vs. NYG
	QB Jalen Hurts	Nov. 7, 2021 at Phi.
	QB Case Keenum	Dec. 30, 2017 at Den.
	QB DeShone Kizer	Dec. 3, 2017 vs. Cle.
	QB Will Levis	Nov. 10, 2024 vs. Ten.
	QB Drew Lock	Nov. 28, 2021 at Den.
	QB Cam Newton	Dec. 11, 2016 at Car.
	QB Tyrod Taylor	Nov. 19, 2017 vs. Buf.
	QB Russell Wilson	Jan. 8, 2023 at Den.
	QB Jameis Winston	Dec. 4, 2016 vs. T.B.
	QB Bryce Young	Sept. 15, 2024 at Car.
0.5	QB Brock Osweiler	Nov. 27, 2016 at Hou.
	QB Deshaun Watson	Sept. 22, 2019 vs. Hou.

POSTSEASON CAREER SACKS BY PASSER (1.0)

Sacks	Passer	Most Recent Sack
1.0	QB Lamar Jackson	Jan. 6, 2019 at Bal.* *AFC Wild Card



ONE OF A KIND

With 8.5 sacks in his first eight games of 2017, **Joey Bosa** brought his career total to 19.0 sacks over his first 20 career games. That topped the previous NFL record of 18.5 set by Aldon Smith in 2012.

SACKS, FIRST 20 CAREER GAMES, NFL HISTORY

Rank	Team	Player	Sacks
1.	Chargers	DE Joey Bosa	19.0
2.	49ers	LB Aldon Smith	18.5
3.	Cowboys	LB Micah Parsons	17.0
	Packers	LB Clay Matthews	17.0

BRING THE HEAT

Joey Bosa ranks second in sacks in team history after reaching 71.0 for his career.

CAREER SACKS LEADERS, CHARGERS HISTORY SINCE 1982

Rank	Seasons	Player	Sacks
1.	1986-95	DE Leslie O'Neal	105.5
2.	2016-Present	OLB Joey Bosa	71.0
3.	2004-12	LB Shaun Phillips	69.5
4.	1984-90	DE Lee Williams	65.5
5.	2012-20	DE Melvin Ingram III	49.0
6.	1990-2002	LB Junior Seau	47.0

TULI TUIPULOTU

REMEMBER, REMEMBER TULI IN NOVEMBER

Tuli Tuipulotu was the NFL's most disruptive pass rusher during the month of November, tying for the league lead with six sacks during the month.

The former Pac-12 Defensive Player of the Year also led the league with 10 quarterback hits in November. With six tackles for loss during the month, Tuipulotu was just the fifth player in the last 10 seasons to have five sacks, 10 quarterback hits and five tackles for loss during a single November.

SACKS LEADERS, NOVEMBER, NFL, 2024

Rank	Team	Player	Sacks
1.	LAC	OLB Tuli Tuipulotu	6.0
	Cle.	DE Myles Garrett	6.0
3.	Dal.	LB Micah Parsons	5.5
4.	Hou.	DE Danielle Hunter	5.0
	LAR	DE Braden Fiske	5.0

QUARTERBACK HITS LEADERS, NOVEMBER, NFL, 2024

Rank	Team	Player	QB Hits
1.	LAC	OLB Tuli Tuipulotu	10
2.	Bal.	OLB Oafe Owhe	9
	Cin.	DE Trey Hendrickson	9
	Dal.	DT Osa Odighizuwa	9
	Dal.	LB Micah Parsons	9
6.	—	Three Other Players	8

PLAYERS WITH FIVE SACKS, 10 QUARTERBACK HITS AND FIVE TACKLES FOR LOSS, SINGLE NOVEMBER, NFL, SINCE 2015

Month	Team	Player	Sks	QB Hits	TFLs
Nov. 2024	LAC	OLB Tuli Tuipulotu	6.0	10	6
Nov. 2021	Dal.	LB Micah Parsons	6.5	12	8
Nov. 2020	N.O.	DE Cameron Jordan	5.0	10	6
Nov. 2019	NYJ	S Jamal Adams	6.5	10	5
Nov. 2015	Hou.	DE J.J. Watt	7.5	26	9

TULI IMPACTS TWO PHASES

In the team's Week 9 victory, OLB Tuli Tuipulotu recorded 2.5 sacks on defense and a pair of special teams tackles, becoming the first NFL player since 2020 and fifth since 2015 to have multiple sacks and multiple special teams tackles in the same game.

PLAYERS WITH MULTIPLE SACKS AND MULTIPLE SPECIAL TEAMS TACKLES, SINGLE GAME, NFL, SINCE 2015

Game	Tm.	Player	Scks.	ST Tkl.
Nov. 3, 2024 at Cle.	LAC	OLB Tuli Tuipulotu	2.5	2
Dec. 20, 2020 vs. Phi.	Ari.	LB Dennis Gardeck	2.0	2
Oct. 15, 2017 vs. Chi.	Bal.	LB Matthew Judon	2.0	2
Dec. 18, 2016 vs. Cle.	Buf.	LB Lorenzo Alexander	1.5	3
Dec. 6, 2015 at Oak.	K.C.	LB Frank Zombo	2.0	3

TULI'S STREAK OF MULTI-SACK GAMES



In three-straight games during the team's four-game winning streak in November, Tuli Tuipulotu recorded multiple sacks. He was the second NFL player this season and fourth Charger since sacks became an official statistic in 1982 to have three-straight games with multiple sacks. Tuipulotu was just the eighth player to have a three-game multi-sack streak within the first two seasons of a career since sacks became an official stat in 1982.

CONSECUTIVE MULTI-SACK GAMES, CHARGERS, SINCE 1982

Rk.	Player	Dates	Consec. Games
1.	OLB Tuli Tuipulotu	Nov. 3, 2024-Nov. 17, 2024	3
	OLB Khalil Mack	Nov. 19, 2023-Dec. 3, 2023	3
	OLB Joey Bosa	Oct. 20, 2019-Nov. 3, 2019	3
	LB Shawne Merriman	Oct. 29, 2006-Dec. 10, 2006	3

CONSECUTIVE MULTI-SACK GAMES, NFL, 2024

Rk.	Team	Player	Consec. Games (Dates)
1.	LAC	OLB Tuli Tuipulotu	3 (Nov. 3, 2024-Nov. 17, 2024)
	Bal.	OLB Kyle Van Noy	3 (Sept. 15, 2024-Sept. 29, 2024)

CONSECUTIVE MULTI-SACK GAMES, WITHIN FIRST TWO PRO SEASONS, NFL, SINCE 1982

Rk.	Team	Player	Consec. Games (Dates)
1.	S.F.	LB Aldon Smith	4 (Oct. 29, 2012-Nov. 25, 2012)
2.	LAC	OLB Tuli Tuipulotu	3 (Nov. 3, 2024-Nov. 17, 2024)
	Oak.	DE Khalil Mack	3 (Nov. 29, 2015-Dec. 13, 2015)
	Hou.	DE J.J. Watt	3 (Sept. 16, 2012-Sept. 30, 2012)
	S.F.	LB Aldon Smith	3 (Oct. 2, 2011-Oct. 16, 2011)
	Pit.	LB LaMarr Woodley	3 (Sept. 29, 2008-Oct. 19, 2008)
	S.D.	LB Shawne Merriman	3 (Oct. 29, 2006-Dec. 10, 2006)
	Mia.	LB Bryan Cox	3 (Sept. 20, 1992-Oct. 4, 1992)
	Chi.	DE Richard Dent	3 (Oct. 21, 1984-Nov. 4, 1984)

CAMERON DICKER



MAKING NFL HISTORY

Cameron Dicker has made 81-of-86 career field goal attempts. His field goal percentage of 94.2 is the best in NFL history by a player with at least 50 attempts.

FIELD GOAL PCT., MIN. 50 ATTEMPTS, NFL HISTORY

Rank	Team/s	Player	Field Goal Pct. (Made-Att.)
1.	Phi./LAC	K Cameron Dicker	94.2 (81-86)
2.	Dal.	K Brandon Aubrey	89.5 (68-76)
3.	Bal.	K Justin Tucker	89.0 (414-465)
4.	K.C.	K Harrison Butker	88.8 (215-241)
5.	Chi./NYJ/Car.	K Eddie Pineiro	88.6 (109-123)

DICKER KICKS CONSISTENTLY

Cameron Dicker has made 66 of his 67 career field goal attempts from less than 50 yards out. His 98.5 percentage on field goals from less than 50 yards is the best by any NFL kicker in at least the last 30 seasons (min. 50 attempts of less than 50 yards).

FIELD GOAL PCT., LESS THAN 50-YARD ATTEMPTS, MIN. 50 ATTEMPTS, NFL, SINCE 1991

Rk.	Team/s	Player	Field Goal Pct. (Made-Att.)
1.	Phi./LAC	K Cameron Dicker	98.5 (66-67)
2.	Bal.	K Justin Tucker	94.9 (352-371)
3.	K.C.	K Harrison Butker	93.9 (185-197)
4.	T.B./LAR/Ind.	K Matt Gay	92.2 (130-141)
5.	Jax./Det./Cle./NYJ	K Riley Patterson	91.8 (56-61)

THE BEST THROUGH THREE SEASONS

As a rookie, **Cameron Dicker** made 21-of-22 field goals (95.5 pct.) to set the record for best field goal percentage by a rookie kicker since the 1970 NFL-AFL Merger (min. 15 att.). He has continued his excellence with the Bolts, making 81-of-86 career attempts (94.2 pct.). Dicker's 94.2 career field goal percentage is the best within the first three seasons of a career among kickers with at least 50 field goal attempts.

FIELD GOAL PCT., FIRST THREE SEASONS, MIN. 50 ATTEMPTS, NFL, SINCE 1970

Rank	Team/s	Player	Field Goal Pct. (Made-Att.)
1.	Phi./LAC	K Cameron Dicker	94.2 (81-86)
2.	Dal.	K Dan Bailey	90.8 (89-98)
3.	Bal.	K Justin Tucker	89.8 (97-108)
4.	K.C.	K Harrison Butker	89.7 (96-107)
5.	Ind.	K Mike Vanderjagt	89.6 (86-96)

DICKER MATCHES FRANCHISE RECORDS

To open scoring in the second quarter against Arizona, **Cameron Dicker** made a 59-yard field goal to give the Bolts a 3-0 lead. Dicker's field goal marked a career-long for the Texas product and matched a franchise record set by K Michael Badgley on Dec. 9, 2018 against Cincinnati.

Dicker was good from 50-plus twice, scoring again from 50 yards in the second quarter marking his second career game with multiple 50-yard field goals. The feat matched a single-game franchise record for 50-plus yard field goals. He is one of only two Chargers to accomplish the feat, joining John Carney who also did so twice.

LONGEST MADE FIELD GOAL, CHARGERS HISTORY

Rank	Game	Player	Distance
1.	Oct. 21, 2024 at Ari.	K Cameron Dicker	59 yards
	Dec. 9, 2018 vs. Cin.	Michael Badgley	59 yards
3.	Dec. 21, 2008 at T.B.	Nate Kaeding	57 yards
4.	Nov. 6, 2023 at NYJ	K Cameron Dicker	55 yards
	Oct. 22, 2023 at K.C.	K Cameron Dicker	55 yards
	Nov. 29, 2009 vs. K.C.	K Nate Kaeding	55 yards

CAMERON DICKER

DICKER'S KICKS BY VENUE & SURFACE

REGULAR-SEASON KICKING BY VENUE

Stadium*	GP	FGM	FGA	Pct.	1-19	20-29	30-39	40-49	50+	Lg	XPM	XPA	Pts
Acrisure Stadium	1	1	1	100.0	0-0	1-1	0-0	0-0	0-0	28	1	1	4
Allegiant Stadium	2	3	3	66.7	0-0	0-0	2-2	0-0	0-1	37	5	5	11
Bank of America Stadium	2	2	2	100.0	0-0	0-0	0-0	2-2	0-0	46	2	3	8
Empower Field at Mile High	3	8	9	88.9	0-0	1-1	3-3	2-2	2-3	52	4	4	28
GEHA Field at Arrowhead Stadium	2	2	2	100.0	0-0	0-0	1-1	0-0	1-1	55	4	4	10
Gillette Stadium	1	2	2	100.0	0-0	0-0	2-2	0-0	0-0	38	2	2	6
Huntington Bank Field	0	1	1	0.0	0-0	0-0	0-0	0-1	0-0	—	3	4	3
Lambeau Field	1	2	2	100.0	0-0	2-2	0-0	0-0	0-0	26	2	2	8
Levi's Stadium	1	3	3	100.0	0-0	1-1	0-0	2-2	0-0	47	1	1	10
Lucas Oil Stadium	1	2	2	100.0	0-0	2-2	0-0	0-0	0-0	24	2	2	8
Mercedes-Benz Stadium	2	5	5	100.0	0-0	0-0	3-3	1-1	1-1	51	2	2	17
MetLife Stadium	1	2	2	100.0	0-0	0-0	1-1	0-0	1-1	55	3	3	9
Nissan Stadium	1	3	3	100.0	0-0	1-1	2-2	0-0	0-0	33	1	1	10
SoFi Stadium	20	39	40	97.5	1-1	10-10	5-5	15-15	8-9	53	46	47	163
State Farm Stadium	3	8	8	100.0	0-0	3-3	0-0	3-3	2-2	59	4	4	13
U.S. Bank Stadium	1	0	1	0.0	0-0	0-0	0-0	0-0	0-1	—	4	4	4
Totals	42	81	86	94.2	1-1	21-21	19-19	25-26	15-19	59	84	87	327
<i>Artificial Surfaces</i>	<i>28</i>	<i>55</i>	<i>57</i>	<i>96.5</i>	<i>1-1</i>	<i>13-13</i>	<i>13-13</i>	<i>18-18</i>	<i>10-12</i>	<i>55</i>	<i>60</i>	<i>62</i>	<i>225</i>
<i>Grass Surfaces</i>	<i>14</i>	<i>26</i>	<i>29</i>	<i>89.7</i>	<i>0-0</i>	<i>8-8</i>	<i>6-6</i>	<i>7-8</i>	<i>5-7</i>	<i>59</i>	<i>24</i>	<i>25</i>	<i>102</i>

POSTSEASON KICKING BY VENUE

Stadium*	GP	FGM	FGA	Pct.	1-19	20-29	30-39	40-49	50+	Lg	XPM	XPA	Pts
TIAA Bank Field	1	3	4	75.0	0-0	2-2	0-0	0-1	1-1	50	3	3	12
Totals	1	3	4	75.0	0-0	2-2	0-0	0-1	1-1	50	3	3	12
<i>Artificial Surfaces</i>	<i>0</i>	<i>0</i>	<i>0</i>	<i>—</i>	<i>0-0</i>	<i>0-0</i>	<i>0-0</i>	<i>0-0</i>	<i>0-0</i>	<i>—</i>	<i>0</i>	<i>0</i>	<i>0</i>
<i>Grass Surfaces</i>	<i>1</i>	<i>3</i>	<i>4</i>	<i>75.0</i>	<i>0-0</i>	<i>2-2</i>	<i>0-0</i>	<i>0-1</i>	<i>1-1</i>	<i>50</i>	<i>3</i>	<i>3</i>	<i>12</i>

*Current or most recent name of venue when operational

OTHER PLAYER NOTES



HENLEY GETS DOUBLE DIGITS

In Week 13, **LB Daiyan Henley** posted his sixth-straight game with 10 or more tackles, good for the longest such streak in the NFL this season and setting the longest streak by a Charger since the turn of the century.

Henley has recorded 10 or more tackles in seven games in 2024, tied for the second-most such performances in the NFL this year.

CONSECUTIVE GAMES WITH 10-PLUS TACKLES, NFL, 2024

Rk.	Team	Player	Consec. Games (Dates)
1.	LAC	LB Daiyan Henley	6 (Oct. 27, 2024-Dec. 1, 2024)
2.	L.V.	S Robert Spillane	5 (Sept. 8, 2024-Oct. 6, 2024)
3.	Atl.	LB Kaden Elliss	4 (Oct. 20, 2024-Nov. 10, 2024)
	Buf.	LB Dorian Williams	4 (Sept. 12, 2024-Oct. 6, 2024)
	Ind.	LB E.J. Speed	4 (Sept. 8, 2024-Sept. 29, 2024)

CONSECUTIVE GAMES WITH 10-PLUS TACKLES, CHARGERS, SINCE 2000

Rk.	Player	Dates	Consec. Games
1.	LB Daiyan Henley	Oct. 27, 2024-Dec. 1, 2024	6
2.	LB Donnie Edwards	Nov. 16, 2003-Dec. 7, 2003	4
3.	LB Drue Tranquill	Dec. 18, 2022-Jan. 1, 2023	3
	LB Kyzir White	Nov. 28, 2021-Dec. 12, 2021	3
	LB Kyzir White	Sept. 27, 2020-Oct. 12, 2020	3
	—	Eight Other Streaks	3

MOST GAMES WITH 10-PLUS TACKLES, NFL, 2024

Rank	Team	Player	Games
1.	Ind.	LB E.J. Speed	8
2.	LAC	LB Daiyan Henley	7
	Ari.	S Budda Baker	7
	Bal.	LB Roquan Smith	7
	Ind.	LB Zaire Franklin	7
	L.V.	S Robert Spillane	7
	Phi.	LB Zack Baun	7
8.	Atl.	ILB Kaden Elliss	6
	Buf.	LB Dorian Williams	6
	Dal.	LB Eric Kendricks	6
	Ind.	S Nick Cross	6
	LAR	ILB Christian Rozeboom	6
	Phi.	LB Nakobe Dean	6

MCCONKEY A STANDOUT ROOKIE

WR Ladd McConkey has caught 63 passes for 873 yards (13.9 avg.) and five touchdowns this season, ranking No. 7 in yards per reception among all NFL players with at least 60 receptions.

His efforts stand out amongst rookies, as his 13.9-yard receiving average ranks No. 2 among all rookies (min. 50 catches), while his 815 yards and his 63 catches rank fourth among all rookies in 2024. McConkey has also converted 42 of his 63 receptions this season for first downs or touchdowns (66.7 pct.), the highest rate by any rookie in 2024 with at least 50 receptions.

RECEPTIONS, ROOKIES, NFL, 2024

Rank	Team	Player	Receptions
1.	NYG	WR Malik Nabers	90
2.	L.V.	TE Brock Bowers	87
3.	Jax.	WR Brian Thomas Jr.	64
4.	LAC	WR Ladd McConkey	63
5.	Ari.	WR Marvin Harrison Jr.	47
6.	Chi.	WR Rome Odunze	45

RECEIVING YARDS, ROOKIES, NFL, 2024

Rank	Team	Player	Receiving Yards
1.	Jax.	WR Brian Thomas Jr.	956
2.	L.V.	TE Brock Bowers	933
3.	NYG	WR Malik Nabers	901
4.	LAC	WR Ladd McConkey	873
5.	Ari.	WR Marvin Harrison Jr.	687

RECEIVING AVERAGE, ROOKIES, MIN. 50 REC., NFL, 2024

Rank	Team	Player	Receiving Avg.
1.	Jax.	WR Brian Thomas Jr.	14.9
2.	LAC	WR Ladd McConkey	13.9
3.	L.V.	TE Brock Bowers	10.7
4.	NYG	WR Malik Nabers	10.0

DAIYAN AN ELITE DEFENDER

In a breakout campaign, **LB Daiyan Henley** ranks tied for No. 7 in the NFL with his team-high 126 tackles. His versatility against the run and pass has been on display, as Henley is the *only player in 2024 to record at least 110 tackles and more than five passes defended.*

TACKLES, NFL, 2024

Rank	Team	Player	Tackles
1.	Ind.	LB Zaire Franklin	144
2.	Ari.	S Budda Baker	142
3.	Phi.	LB Zach Baun	133
4.	Ind.	LB E.J. Speed	130
	NYJ	LB Jamien Sherwood	130
6.	Ind.	S Nick Cross	129
7.	LAC	LB Daiyan Henley	126
	Bal.	LB Roquan Smith	126
9.	Cin.	LB Germaine Pratt	125
10.	Dal.	LB Eric Kendricks	124

OTHER PLAYER NOTES

MCCONKEY KEEPS CLIMBING

In his rookie season, **WR Ladd McConkey** paces the team in receptions (63) and receiving yards (873), while ranking second in touchdown grabs (five). His 63 catches are the second-most in franchise history by a rookie, while his 873 receiving yards also rank No. 3 among rookies in Chargers history.

RECEPTIONS, ROOKIES, CHARGERS HISTORY

Rank	Season	Player	Receptions
1.	2013	WR Keenan Allen [†]	71
2.	2024	WR Ladd McConkey	63
3.	2001	RB LaDainian Tomlinson [†]	59
4.	1978	WR John Jefferson ^{**}	56
5.	1981	RB James Brooks	46

RECEIVING YARDS, ROOKIES, CHARGERS HISTORY

Rank	Season	Player	Receiving Yards
1.	2013	WR Keenan Allen [†]	1,046
2.	1978	WR John Jefferson ^{**}	1,001
3.	2024	WR Ladd McConkey	873
4.	1988	WR Anthony Miller	526
5.	1996	WR Charlie Jones	524

[†]Pro Bowl Selection

[†]Professional Football Writers of America All-Rookie

In the team's Week 11 win over Cincinnati, McConkey recorded a career-best 123 yards on six receptions (20.5 avg.). It was the seventh-most receiving yards in a single game by a Chargers rookie ever and the most by a Bolts rookie in a game since 2013.

MOST RECEIVING YARDS, ROOKIES, SINGLE GAME, CHARGERS HISTORY

Rank	Game	Player	Rec. Yds
1.	Dec. 4, 1978 vs. Chi.	WR John Jefferson	155
2.	Dec. 17, 1978 at Hou. [^]	WR John Jefferson	149
3.	Nov. 3, 1974 vs. Cle.	WR Harrison Davis	142
4.	Nov. 12, 1978 vs. K.C.	WR John Jefferson	130
5.	Nov. 3, 2013 at Was.	WR Keenan Allen	128
6.	Nov. 24, 2013 at K.C.	WR Keenan Allen	124
7.	Nov. 17, 2024 vs. Cin.	WR Ladd McConkey	123
8.	Nov. 3, 1974 vs. Cle.	RB Don Woods	119

[^]Houston Oilers

In Week 13, McConkey hauled in 117 receiving yards, his third 100-yard performance of the season. 105 of those yards came in the first half, the most ever by a Chargers rookie in a single first half. McConkey's three 100-yard receiving games are tied for the second-most by a rookie in team history.

GAMES WITH 100-PLUS RECEIVING YARDS, ROOKIES, CHARGERS HISTORY

Rank	Season	Player	Games
1.	2013	WR Keenan Allen [†]	5
2.	2024	WR Ladd McConkey	3
	1978	WR John Jefferson ^{**}	3
4.	—	Six Other Players	1

TARHEEB PICKS OFF PASSES

In the Week 13 victory over Atlanta, **CB Tarheeb Still** broke up three passes and recorded two interceptions, including one he returned 61 yards for a touchdown. He was named **AFC Defensive Player of the Week** for his efforts, becoming just the fourth rookie since 2020 to have a game with multiple interceptions and a pick-six. A fifth-round selection in the 2024 NFL Draft, Still is just the third Day 3 draft pick to record multiple interceptions and a pick six in the same game as a rookie in over 20 seasons.

ROOKIES WITH MULTIPLE INTERCEPTIONS AND PICK SIX, DAY 3 DRAFT PICKS, SINGLE GAME, NFL, SINCE 2005

Game	Tm.	Player	INTs	INT-TD
Dec. 1, 2024 at Atl.	LAC	CB Tarheeb Still	2	1
Dec. 25, 2022 vs. Den.	LAR	CB Cobie Durant	2	1
Oct. 29, 2006 at N.O.	Bal.	S Dawan Landry	2	1

On the season, Still has four interceptions, nine passes defended, the 61-yard pick six and a half-sack. He is the only NFL rookie this season to have a sack, three interceptions, a pick six and seven passes defended.

ROOKIES WITH THREE INTERCEPTIONS AND SIX PASSES DEFENSED, NFL, 2024

Team	Player	INT-TD	Sacks	INTs	PDs
LAC	CB Tarheeb Still	1	0.5	4	9
Hou.	S Calen Bullock	0	0.0	5	10
Hou.	CB Kamari Lassiter	0	0.0	4	9
Pit.	CB Beanie Bishop Jr.	0	0.5	3	6

JOHNSTON HAULS IN SCORES



WR Quentin Johnston has been among the AFC's best scoring threats this season, scoring a career-high eight receiving touchdowns in 2024. His eight touchdown grabs rank tied for No. 2 among AFC players and tied for fifth in the NFL.

RECEIVING TOUCHDOWNS, NFL, 2024

Rank	Season	Player	Receiving Touchdowns
1.	Cin.	WR Ja'Marr Chase	15
2.	Was.	WR Terry McLaurin	11
3.	Det.	WR Amon-Ra St. Brown	10
4.	T.B.	WR Mike Evans	9
5.	LAC	WR Quentin Johnston	8
	—	Four Other Players	8

OTHER PLAYER NOTES

HENLEY MAKES AN IMPACT

In the team's Week 10 win, **LB Daiyan Henley** led the defense with 14 tackles and recorded the first sack of his career. He also added a tackle on special teams. Henley's performance was the 10th in the NFL since the beginning of the 2020 season with at least 10 tackles, a sack and a special teams tackle in a single game.

PLAYER WITH 10 TACKLES, A SACK AND A SPECIAL TEAMS TACKLE, SINGLE GAME, NFL, SINCE 2020

Game	Tm.	Player	Tkls.	Scks.	ST Tkl.
Dec. 15, 2024 vs. Bal.	NYG	S Dane Belton	14	1.0	1
Nov. 10, 2024 vs. Ten.	LAC	LB D.Henley	14	1.0	1
Nov. 20, 2022 vs. LAR	N.O.	LB K.Elliss	11	1.5	1
Sept. 11, 2022 vs. Phi.	Det.	S T.Walker	11	1.0	2
Dec. 5, 2021 vs. Ind.	Hou.	LB K.Grugier-Hill	19	1.0	1
Jan. 3, 2021 vs. Min.	Det.	S T.Walker	11	1.0	2
Jan. 3, 2021 at Den.	L.V.	LB N.Morrow	10	1.0	1
Dec. 13, 2020 vs. Min.	T.B.	S A.Winfield	11	1.0	1
Nov. 22, 2020 at Cle.	Phi.	LB A.Singleton	11	1.0	1
Nov. 1, 2020 vs. Dal.	Phi.	LB T.Edwards	12	1.0	1
Oct. 11, 2020 vs. Was.	LAR	LB T.Reeder	10	3.0	1

MATLOCK A TWO-WAY PLAYER

FB/DL Scott Matlock became the first Charger since 1982, when sacks became an official statistic, to record a reception and a sack in a single game as he recorded a nine-yard catch and a sack in Week 8 against New Orleans.

It marks the 18th time that the feat has been accomplished and Matlock is one of just 13 players with both a reception and a sack in a single game since sacks became an official statistic.

PLAYERS WITH A RECEPTION AND A SACK, SINGLE GAME, NFL, SINCE 1982

Game	Team	Player	Rec.	Sacks
Oct. 27, 2024 vs. N.O.	LAC	Scott Matlock	1	1.0
Dec. 22, 2019 vs. Cin.	Mia.	Christian Wilkins	1	1.0
Nov. 24, 2019 at Atl.	T.B.	Vita Vea	1	1.0
Dec. 6, 2015 at Ten.	Jax.	Tyson Alualu	1	1.0
Nov. 30, 2014 vs. Ten.	Hou.	J.J. Watt	1	2.0
Nov. 16, 2014 at Cle.	Hou.	J.J. Watt	1	1.0
Sept. 7, 2008 vs. Sea.	Buf.	Ryan Denney	1	1.0
Dec. 23, 2007 at Det.	K.C.	Jared Allen	1	2.0
Dec. 2, 2007 vs. S.D.	K.C.	Jared Allen	1	2.0
Oct. 28, 2007 vs. Was.	N.E.	Mike Vrabel	1	3.0
Dec. 26, 2005 at NYJ	N.E.	Mike Vrabel	2	1.0
Sept. 29, 2002 vs. Hou.	Phi.	Brian Dawkins	1	1.0
Oct. 30, 1995 at Min.	Chi.	Jim Flanigan	1	1.0
Sept. 11, 1995 vs. G.B.	Chi.	Jim Flanigan	1	1.0
Nov. 6, 1994 vs. N.E.	Cle.	James Jones	1	1.0
Dec. 20, 1992 vs. Hou. [^]	Cle.	James Jones	1	1.0
Dec. 8, 1985 at StL [†]	N.O.	James Haynes	1	1.0
Sept. 19, 1982 at Mia.	Bal.*	Barry Krauss	1	1.0

*Baltimore Colts

†St. Louis Cardinals

^Houston Oilers

POONA PICKS HIS FIRST PASS

In the fourth quarter of the Week 1 victory, **DL Poona Ford** hauled in a pass deflected by **OLB Khalil Mack** for his first career interception. Ford was the first defensive lineman in the NFL with a pick this season and was just the second defensive lineman to have a tackle for loss, interception and multiple pass breakups in a single game since tackles for loss began being tracked in 2008.

INTERIOR DEFENSIVE LINEMEN WITH TACKLE FOR LOSS, INTERCEPTION AND MULTIPLE PASSES DEFENSED, SINGLE GAME, NFL, SINCE 2008

Game	Team	Player	TFL	INT	PD
Sept. 8, 2024 vs. L.V.	LAC	DL Poona Ford	1	1	2
Jan. 1, 2012 vs. NYJ	Mia.	DL Randy Starks	1	2	2

Ford added three sacks on the year, making him the fourth Chargers interior defensive lineman in history to have multiple sacks and an interception in the same season.

INTERIOR DEFENSIVE LINEMEN WITH MULTIPLE SACKS AND AN INTERCEPTION, SINGLE SEASON, CHARGERS HISTORY

Season	Player	Sacks	INTs
2024	DL Poona Ford	3.0	1
2022	DL Sebastian Joseph-Day	2.0	1
2013	DT Sean Lissemore	2.0	1
1998	DT Norman Hand	6.0	2

MCCONKEY AND VIDAL SCORE IN DEBUTS

In Week 1, **WR Ladd McConkey** made his NFL debut and led the team with five receptions for 39 yards (7.8 avg.), including a 10-yard touchdown catch in the fourth quarter to put the game away. He was the 10th Charger in history to haul in a touchdown pass in an NFL debut.

Four weeks later, **RB Kimani Vidal** made his NFL debut and hauled in a 38-yard touchdown on his first career reception. He became the 11th Charger ever to have a touchdown catch in a debut and the first Bolts running back since 1977 (Hank Bauer) to record a receiving touchdown on his first career reception.

CHARGERS WITH RECEIVING TOUCHDOWN IN NFL DEBUT, SINCE 1970

Game	Player	Rec.	Rec. TD
Oct. 13, 2024 at Den.	RB Kimani Vidal	2	1
Sept. 8, 2024 vs. L.V.	WR Ladd McConkey	5	1
Sept. 11, 2022 vs. L.V.	FB Zander Horvath	2	1
Oct. 4, 2020 at T.B.	WR Tyron Johnson	1	1
	TE Donald Parham Jr.	1	1
Sept. 8, 2002 at Cin.	TE Josh Norman	1	1
Aug. 31, 1997 at N.E.	TE Freddie Jones	4	1
Sept. 1, 1991 at Pit.	WR Shawn Jefferson	3	1
Sept. 7, 1981 vs. Cle.	RB James Brooks	2	1
Sept. 3, 1978 at Sea.	WR John Jefferson	3	2
Sept. 19, 1971 vs. K.C.	RB Mike Montgomery	3	1

CAREER NUMBERS AGAINST BRONCOS

97

JOEY BOSA

OLB

REGULAR SEASON DEFENSE

Date	Opp.	Res.	GP/GS	Tot	Solo	Asst	Sks	Yds	TFL	QBH	INT	Yds	Lg	TD	PD	FF	FR	Yds
10/13/16	Den.	W	1/1	1	1	0	0.0	0	0	2	0	0	—	0	0	0	0	0
10/30/16	at Den.	L	1/1	2	2	0	0.0	0	1	3	0	0	—	0	0	1	0	0
09/11/17	at Den.	L	1/1	6	3	3	1.5	12	1	2	0	0	—	0	0	0	0	0
10/22/17	Den.	W	1/1	2	2	0	2.0	6	2	2	0	0	—	0	1	0	0	0
11/18/18	Den.	L	1/0	1	1	0	0.0	0	0	1	0	0	—	0	0	0	0	0
12/30/18	at Den.	W	1/1	2	2	0	1.0	4	2	1	0	0	—	0	0	0	1	0
10/06/19	Den.	L	1/1	5	5	0	1.0	6	2	2	0	0	—	0	0	0	0	0
12/01/19	at Den.	L	1/1	1	0	1	0.0	0	0	0	0	0	—	0	0	0	0	0
11/01/20	at Den.	L	1/1	2	1	1	0.0	0	1	2	0	0	—	0	0	0	0	0
11/28/21	at Den.	L	1/1	4	3	1	1.0	0	1	1	0	0	—	0	0	1	0	0
01/02/22	Den.	W	1/1	6	3	3	0.0	0	1	0	0	0	—	0	0	0	0	0
1/8/23	at Den.	L	1/1	1	1	0	1.0	10	1	2	0	0	—	0	0	0	0	0
Totals			4-8	12/11	33	24	9	7.5	38	11	18	0	—	0	1	2	1	0

25

JUNIOR COLSON

LB

REGULAR SEASON DEFENSE

Date	Opp.	Res.	GP/GS	Tot	Solo	Asst	Sks	Yds	TFL	QBH	INT	Yds	Lg	TD	PD	FF	FR	Yds
10/13/24	at Den.	W	1/0	3	2	1	0.0	0	0	0	0	0	—	0	0	0	0	0
Totals			1-0	1/0	3	2	1	0.0	0	0	0	0	—	0	0	0	0	0

12

DERIUS DAVIS

WR

REGULAR SEASON RECEIVING

Date	Opp.	Res.	GP/GS	Rec.	Yds	Avg.	Lg	TD
12/10/23	Den.	L	1/0	0	0	—	—	0
12/31/23	at Den.	L	1/1	0	0	—	—	0
10/13/24	at Den.	W	1/0	1	8	8.0	8	0
Totals			1-2	3/1	1	8.0	8	0

REGULAR SEASON KICK RETURNING

Date	Opp.	Res.	GP	Ret.	Yds	Avg.	Lg	TD
12/10/23	Den.	L	1	2	44	22.0	24	0
12/31/23	at Den.	L	1	0	0	—	—	0
10/13/24	at Den.	W	1	0	0	—	—	0
Totals			1-2	3	44	22.0	24	0

REGULAR SEASON PUNT RETURNING

Date	Opp.	Res.	FC	Ret.	Yds	Avg.	Lg	TD
12/10/23	Den.	L	6	0	0	—	—	0
12/31/23	at Den.	L	1	1	12	12.0	12	0
10/13/24	at Den.	W	2	2	26	13.0	18	0
Totals			1-3	9	38	12.7	18	0

9

DJ CHARK JR.

WR

REGULAR SEASON RECEIVING

Date	Opp.	Res.	GP/GS	Rec.	Yds	Avg.	Lg	TD
9/29/19	at Den.	W	1/0	4	44	11.0	24	0
9/19/21	Den.	L	1/1	1	19	19.0	19	0
Totals			1-1	2/1	5	12.6	24	0

11

CAMERON DICKER

K

REGULAR SEASON KICKING

Date	Opp.	Res.	GP	FGM	FGA	Pct.	Lg	XPM	Pts
01/08/23	at Den.	L	1	2	2	100.0	48	2	8
12/10/23	Den.	L	1	0	0	—	—	1	1
12/31/23	at Den.	L	1	3	4	75.0	52	0	9
10/13/24	at Den.	W	1	3	3	100.0	46	2	11
Totals			1-3	4	8	88.9	52	5	29

81

WILL DISSLY

TE

REGULAR SEASON RECEIVING

Date	Opp.	Res.	GP/GS	Rec.	Yds	Avg.	Lg	TD
9/9/18	at Den.	L	1/1	3	105	35.0	66	1
12/31/23	Den.	W	1/1	3	43	14.3	38t	1
10/13/24	at Den.	W	1/0	4	26	6.5	20	0
Totals			2-1	3/2	10	17.4	66	2

48

BUD DUPREE

OLB

REGULAR SEASON DEFENSE

Date	Opp.	Res.	GP/GS	Tot	Solo	Asst	Sks	Yds	TFL	QBH	INT	Yds	Lg	TD	PD	FF	FR	Yds
12/20/15	Den.	W	1/0	1	0	1	0.0	0	0	1	0	0	—	0	0	0	0	0
11/25/18	at Den.	L	1/1	0	0	0	0.0	0	0	0	0	0	—	0	0	0	0	0
9/20/20	Den.	W	1/1	2	1	1	1.0	8	0	3	0	0	—	0	0	1	0	0
10/13/24	at Den.	W	1/0	0	0	0	0.0	0	0	0	0	0	—	0	0	0	0	0
Totals			3-1	4/2	3	1	2	1.0	8	0	4	0	—	0	0	1	0	0

43

TROY DYE

LB

REGULAR SEASON DEFENSE

Date	Opp.	Res.	GP/GS	Tot	Solo	Asst	Sks	Yds	TFL	QBH	INT	Yds	Lg	TD	PD	FF	FR	Yds
11/19/23	at Den.	L	1/0	1	1	0	0.0	0	0	0	0	0	—	0	0	0	0	0
10/13/24	at Den.	W	1/0	0	0	0	0.0	0	0	0	0	0	—	0	0	0	0	0
Totals			1-1	2/0	1	1	0	0.0	0	0	0	0	—	0	0	0	0	0

CAREER NUMBERS AGAINST BRONCOS

4

GUS EDWARDS

RB

REGULAR SEASON OFFENSE

Date	Opp.	Res.	GP/GS	Att	Yds	Avg.	Lg	TD	Rec.	Yds	Avg.	Lg	TD	Scrim. Yds	Scrim. TD
12/4/22	Den.	W	1/1	6	12	2.0	4	0	0	0	—	—	0	12	0
Totals		1-0	1/1	6	12	2.0	4	0	0	0	—	—	0	12	0

95

POONA FORD

DL

REGULAR SEASON DEFENSE

Date	Opp.	Res.	GP/GS	Tot	Solo	Asst	Sks	Yds	TFL	QBH	INT	Yds	Lg	TD	PD	FF	FR	Yds
9/12/22	Den.	W	1/1	1	1	0	0.0	0	0	0	0	0	—	0	0	0	0	0
10/13/24	at Den.	W	1/1	1	1	0	0.0	0	0	0	0	0	—	0	0	0	0	0
Totals		2-0	2/2	2	2	0	0.0	0	0	0	0	0	—	0	0	0	0	0

56

MORGAN FOX

DL

REGULAR SEASON DEFENSE

Date	Opp.	Res.	GP/GS	Tot	Solo	Asst	Sks	Yds	TFL	QBH	INT	Yds	Lg	TD	PD	FF	FR	Yds
10/17/22	Den.	W (OT)	1/1	1	0	1	0.0	0	0	0	0	0	—	0	0	0	0	0
01/08/23	at Den.	L	1/1	1	0	1	0.0	0	0	0	0	0	—	0	0	0	0	0
12/10/23	Den.	L	1/0	1	1	0	0.0	0	0	0	0	0	—	0	0	0	0	0
12/31/23	at Den.	L	1/1	2	1	1	0.0	0	0	1	0	0	—	0	0	0	0	0
10/13/24	at Den.	W	1/0	1	1	0	1.0	10	1	2	0	0	—	0	0	0	0	0
Totals		2-3	5/3	6	3	3	1.0	10	1	3	0	0	—	0	0	0	0	0

7

KRISTIAN FULTON

CB

REGULAR SEASON DEFENSE

Date	Opp.	Res.	GP/GS	Tot	Solo	Asst	Sks	Yds	TFL	QBH	INT	Yds	Lg	TD	PD	FF	FR	Yds
9/14/20	at Den.	W	1/0	4	3	1	0.0	0	0	0	0	0	—	0	0	0	0	0
10/13/24	at Den.	W	1/1	1	1	0	0.0	0	0	0	0	0	—	0	0	0	0	0
Totals		3-0	2/1	5	4	1	0.0	0	0	0	0	0	—	0	0	0	0	0

20

CAM HART

CB

REGULAR SEASON DEFENSE

Date	Opp.	Res.	GP/GS	Tot	Solo	Asst	Sks	Yds	TFL	QBH	INT	Yds	Lg	TD	PD	FF	FR	Yds
10/13/24	at Den.	W	1/1	3	2	1	0.0	0	0	0	0	0	—	0	0	0	0	0
Totals		1-0	1/1	3	2	1	0.0	0	0	0	0	0	—	0	0	0	0	0

28

HASSAN HASKINS

RB

REGULAR SEASON OFFENSE

Date	Opp.	Res.	GP/GS	Att	Yds	Avg.	Lg	TD	Rec.	Yds	Avg.	Lg	TD	Scrim. Yds	Scrim. TD
11/13/22	Den.	W	1/0	0	0	—	—	0	0	0	—	—	0	0	0
10/13/24	at Den.	W	1/0	2	5	2.5	3	0	0	0	—	—	0	5	0
Totals		2-0	2/0	2	5	2.5	3	0	0	0	—	—	0	5	0

8

TAYLOR HEINICKE

QB

REGULAR SEASON PASSING

Date	Opp.	Res.	GP/GS	Cmp	Att	Pct.	Yds	Y/A	TD	INT	Lg	Sacks	Yds Lost	Rating
10/10/21	at Den.	L	1/1	24	39	61.5	270	6.92	1	2	27	5	40	69.4
Totals		0-1	1/1	24	39	61.5	270	6.92	1	2	27	5	40	69.4

REGULAR SEASON RUSHING

Date	Opp.	Res.	GP/GS	Att	Yds	Avg.	Lg	TD
10/31/01	at Den.	L	1/1	1	10	10.0	10	0
Totals		0-1	1/1	1	10	10.0	10	0

0

DAIYAN HENLEY

LB

REGULAR SEASON DEFENSE

Date	Opp.	Res.	GP/GS	Tot	Solo	Asst	Sks	Yds	TFL	QBH	INT	Yds	Lg	TD	PD	FF	FR	Yds
12/10/23	Den.	L	1/0	0	0	0	0.0	0	0	0	0	0	—	0	0	0	0	0
12/31/23	at Den.	L	1/0	3	1	2	0.0	0	0	0	0	0	—	0	0	0	0	0
10/13/24	at Den.	W	1/1	4	2	2	0.0	0	0	0	0	0	—	0	0	0	0	0
Totals		1-2	3/1	7	3	4	0.0	0	0	0	0	0	—	0	0	0	0	0

CAREER NUMBERS AGAINST BRONCOS

10 JUSTIN HERBERT QB

REGULAR SEASON PASSING

Date	Opp.	Res.	GP/GS	Cmp	Att	Pct.	Yds	Y/A	TD	INT	Lg	Sacks	Yds Lost	Rating
11/01/20	at Den.	L	1/1	29	43	67.4	278	6.47	3	2	36	2	3	89.1
12/27/20	Den.	W	1/1	21	33	63.6	253	7.67	1	0	29	2	26	97.2
12/28/21	at Den.	L	1/1	28	44	63.6	303	6.89	2	2	34	3	18	80.0
01/02/22	Den.	W	1/1	22	31	71.0	237	7.65	2	0	45t	0	0	114.6
10/17/22	Den.	W (OT)	1/1	37	57	64.9	238	4.18	0	1	24	2	14	66.3
01/08/23	at Den.	L	1/1	25	37	67.6	273	7.38	2	0	30	1	5	107.2
12/10/23	Den.	L	1/1	9	17	52.9	96	5.65	0	1	18	4	37	45.2
10/13/24	at Den.	W	1/1	21	34	61.8	237	6.97	1	0	38t	3	15	92.4
Totals		4-4	8/8	192	296	64.39	1,915	6.47	11	6	45t	17	118	87.0

REGULAR SEASON RUSHING

Date	Opp.	Res.	GP/GS	Att	Yds	Avg.	Lg	TD
11/01/20	at Den.	L	1/1	3	21	7.0	11	0
12/27/20	Den.	W	1/1	4	26	6.5	10	0
11/28/21	at Den.	L	1/1	4	36	9.0	13	0
01/02/22	Den.	W	1/1	4	2	0.5	2	0
10/17/22	Den.	W (OT)	1/1	2	9	4.5	5	0
01/08/23	at Den.	L	1/1	2	-1	-0.5	0	0
12/10/23	Den.	L	1/1	0	0	-	-	0
10/13/24	at Den.	W	1/1	4	2	0.5	5	0
Totals		4/4	8/8	23	95	4.1	13	0

3 DERWIN JAMES JR. S

REGULAR SEASON DEFENSE

Date	Opp.	Res.	GP/GS	Tot	Solo	Asst	Sks	Yds	TFL	QBH	INT	Yds	Lg	TD	PD	FF	FR	Yds
11/18/18	Den.	L	1/1	7	7	0	0.0	0	0	0	0	0	-	0	0	0	0	0
12/30/18	at Den.	W	1/1	6	5	1	0.0	0	0	0	0	0	-	0	0	0	0	0
12/01/19	at Den.	L	1/1	4	2	2	0.0	0	1	0	0	0	-	0	0	0	0	0
11/28/21	at Den.	L	1/1	7	5	2	0.0	0	2	1	1	5	5	0	1	0	0	0
01/02/22	Den.	W	1/1	6	4	2	0.0	0	1	0	0	0	-	0	0	0	0	0
10/17/22	Den.	W (OT)	1/1	10	6	4	1.0	11	1	1	0	0	-	0	0	0	0	0
01/08/23	at Den.	L	1/1	6	2	4	0.0	0	0	0	0	0	-	0	1	0	0	0
12/10/23	Den.	L	1/1	11	8	3	0.0	0	0	0	0	0	-	0	1	0	0	0
12/31/23	at Den.	L	1/1	12	7	5	1.0	3	1	1	0	0	-	0	2	0	0	0
10/13/24	at Den.	W	1/1	3	1	2	0.0	0	1	0	0	0	-	0	2	0	0	0
Totals		4-6	10/10	72	47	25	2.0	14	7	3	1	5	5	0	7	0	0	0

23 TONY JEFFERSON S

REGULAR SEASON DEFENSE

Date	Opp.	Res.	GP/GS	Tot	Solo	Asst	Sks	Yds	TFL	QBH	INT	Yds	Lg	TD	PD	FF	FR	Yds
10/5/14	at Den.	L	1/1	6	6	0	0.0	0	0	0	0	0	-	0	0	0	0	0
9/23/18	Den.	W	1/1	5	4	1	0.0	0	1	0	0	0	-	0	0	0	0	0
Totals		1-1	2/2	11	10	1	0.0	0	1	0	0	0	-	0	0	0	0	0

1 QUENTIN JOHNSTON WR

REGULAR SEASON RECEIVING

Date	Opp.	Res.	GP/GS	Rec.	Yds	Avg.	Lg	TD
12/10/23	Den.	L	1/0	3	91	30.3	57	0
12/31/23	at Den.	L	1/1	3	29	9.7	15	0
10/13/24	at Den.	W	1/1	3	22	7.3	8	0
Totals		1-2	3/2	9	142	15.8	57	0

33 DEANE LEONARD DB

REGULAR SEASON DEFENSE

Date	Opp.	Res.	GP/GS	Tot	Solo	Asst	Sks	Yds	TFL	QBH	INT	Yds	Lg	TD	PD	FF	FR	Yds
10/17/22	Den.	W	1/0	0	0	0	0.0	0	0	0	0	0	-	0	0	0	1	0
01/08/23	at Den.	L	1/0	0	0	0	0.0	0	0	0	0	0	-	0	0	1	0	0
12/31/23	at Den.	L	1/0	0	0	0	0.0	0	0	0	0	0	-	0	0	0	0	0
10/13/24	at Den.	W	1/0	0	0	0	0.0	0	0	0	0	0	-	0	0	0	0	0
Totals		2-2	4/0	0	0	0	0.0	0	0	0	0	0	-	0	0	1	1	0

CAREER NUMBERS AGAINST BRONCOS

52

KHALIL MACK

OLB

REGULAR SEASON DEFENSE

Date	Opp.	Res.	GP/GS	Tot	Solo	Asst	Sks	Yds	TFL	QBH	INT	Yds	Lg	TD	PD	FF	FR	Yds
11/09/14	Den.	L	1/1	1	1	0	0.0	0	0	0	0	0	—	0	1	1	0	0
12/28/14	at Den.	L	1/1	2	2	0	0.0	0	0	0	0	0	—	0	0	0	0	0
10/11/15	Den.	L	1/1	6	4	2	0.0	0	1	0	0	0	—	0	0	0	0	0
12/13/15	at Den.	W	1/1	7	6	1	5.0	32	5	7	0	0	—	0	0	1	0	0
11/06/16	Den.	W	1/1	3	2	1	2.0	17	1	1	0	0	—	0	1	1	1	0
01/01/17	at Den.	L	1/1	5	5	0	0.0	0	3	1	0	0	—	0	0	0	0	0
10/01/17	at Den.	L	1/1	7	7	0	2.0	10	3	4	0	0	—	0	0	0	0	0
11/26/17	Den.	W	1/1	2	2	0	1.0	7	1	1	0	0	—	0	1	0	0	0
09/15/19	at Den.	W	1/1	1	1	0	1.0	9	1	1	0	0	—	0	1	0	0	0
10/17/22	Den.	W (OT)	1/1	5	4	1	1.0	4	1	1	0	0	—	0	1	0	0	0
01/08/23	at Den.	L	1/1	2	2	0	0.0	0	1	0	0	0	—	0	0	0	0	0
12/10/23	Den.	L	1/1	2	1	1	0.0	0	0	1	0	0	—	0	1	0	0	0
12/31/23	at Den.	L	1/1	7	5	2	1.0	9	2	1	0	0	—	0	0	0	0	0
10/13/24	at Den.	W	1/1	2	2	0	0.0	0	0	1	0	0	—	0	1	1	0	0
Totals		6-8	14/14	52	44	8	13.0	88	19	19	0	0	—	0	7	1	1	0

44

SCOTT MATLOCK

FB/DL

REGULAR SEASON DEFENSE

Date	Opp.	Res.	GP/GS	Tot	Solo	Asst	Sks	Yds	TFL	QBH	INT	Yds	Lg	TD	PD	FF	FR	Yds
12/10/23	Den.	L	1/0	2	1	1	0.0	0	0	0	0	0	—	0	0	0	0	0
12/31/23	at Den.	L	1/0	1	1	0	0.0	0	1	0	0	0	—	0	0	0	0	0
10/13/24	at Den.	W	1/1	0	0	0	0.0	0	0	0	0	0	—	0	0	0	0	0
Totals		1-2	3/1	3	2	1	0.0	0	1	0	0	0	—	0	0	0	0	0

REGULAR SEASON OFFENSE

Date	Opp.	Res.	GP/GS	Att	Yds	Avg.	Lg	TD	Rec.	Yds	Avg.	Lg	TD	Scrim. Yds	Scrim. TD
12/10/23	Den.	L	1/0	0	0	—	—	0	0	0	—	—	0	0	0
12/31/23	at Den.	L	1/0	0	0	—	—	0	0	0	—	—	0	0	0
10/13/24	at Den.	W	1/1	0	0	—	—	0	0	0	—	—	0	0	0
Totals		3-0	3/1	0	0	—	—	0	0	0	—	—	0	0	0

24

MARCUS MAYE

S

REGULAR SEASON DEFENSE

Date	Opp.	Res.	GP/GS	Tot	Solo	Asst	Sks	Yds	TFL	QBH	INT	Yds	Lg	TD	PD	FF	FR	Yds
12/10/17	at Den.	L	1/1	4	3	1	0.0	0	0	0	0	0	—	0	0	0	0	0
10/7/18	Den.	W	1/1	8	6	2	0.5	3	0	0	1	104	104	0	1	1	0	0
10/1/20	Den.	L	1/1	3	2	1	0.0	0	1	0	0	0	—	0	0	0	0	0
9/26/21	at Den.	L	1/1	9	7	2	0.0	0	0	0	0	0	—	0	0	0	0	0
Totals		1-3	4/4	24	18	6	0.5	3	1	0	1	104	104	0	1	1	0	0

15

LADD McCONKEY

WR

REGULAR SEASON RECEIVING

Date	Opp.	Res.	GP/GS	Rec.	Yds	Avg.	Lg	TD
10/13/24	at Den.	W	1/1	4	43	10.8	15	0
Totals		1-0	1/1	4	43	10.8	15	0

5

JOSHUA PALMER

WR

REGULAR SEASON RECEIVING

Date	Opp.	Res.	GP/GS	Rec.	Yds	Avg.	Lg	TD
11/28/21	at Den.	L	1/0	2	25	12.5	18	0
01/02/22	Den.	W	1/1	3	16	5.3	8	0
12/10/23	Den.	W	1/1	9	57	6.3	14	0
01/08/23	at Den.	L	1/0	4	39	9.8	18	0
10/13/24	at Den.	W	1/0	2	38	19.0	24	0
Totals		3-2	5/2	20	175	8.8	24	0

22

ELIJAH MOLDEN

DB

REGULAR SEASON DEFENSE

Date	Opp.	Res.	GP/GS	Tot	Solo	Asst	Sks	Yds	TFL	QBH	INT	Yds	Lg	TD	PD	FF	FR	Yds
11/13/22	Den.	W	1/1	3	2	1	0.0	0	1	1	0	0	—	0	0	0	0	0
10/13/24	at Den.	W	1/0	3	2	1	0.0	0	0	0	1	25	25	0	1	0	0	0
Totals		2-0	2/1	6	4	2	0.0	0	1	1	1	25	25	0	1	0	0	0

CAREER NUMBERS AGAINST BRONCOS

31	NICK NIEMANN																LB	
REGULAR SEASON DEFENSE																		
Date	Opp.	Res.	GP/GS	Tot	Solo	Asst	Sks	Yds	TFL	QBH	INT	Yds	Lg	TD	PD	FF	FR	Yds
11/28/21	at Den.	L	1/0	0	0	0	0.0	0	0	0	0	0	—	0	0	0	0	0
01/02/22	Den.	W	1/0	2	1	1	0.0	0	0	0	0	0	—	0	0	0	0	0
10/17/22	Den.	W (OT)	1/0	0	0	0	0.0	0	0	0	0	0	—	0	0	0	0	0
01/08/23	at Den.	L	1/0	0	0	0	0.0	0	0	0	0	0	—	0	0	0	0	0
12/10/23	Den.	L	1/0	0	0	0	0.0	0	0	0	0	0	—	0	0	0	0	0
12/31/23	at Den.	L	1/1	10	6	4	0.0	0	1	0	0	0	—	0	0	1	0	0
10/13/24	at Den.	W	1/0	0	0	0	0.0	0	0	0	0	0	—	0	0	0	0	0
Totals			3-4	7/1	12	7	5	0.0	0	1	0	0	—	0	0	1	0	0

93	OTITO OGBONNIA																DL	
REGULAR SEASON DEFENSE																		
Date	Opp.	Res.	GP/GS	Tot	Solo	Asst	Sks	Yds	TFL	QBH	INT	Yds	Lg	TD	PD	FF	FR	Yds
10/17/22	Den.	W	1/0	1	1	0	0.0	0	0	0	0	0	—	0	0	0	0	0
12/31/23	at Den.	L	1/1	3	2	1	0.0	0	0	0	0	0	—	0	0	0	0	0
10/13/24	at Den.	W	1/1	1	1	0	0.0	0	0	0	0	0	—	0	0	0	0	0
Totals			2-1	3/2	5	4	1	0.0	0	0	0	0	—	0	0	0	0	0

6	DENZEL PERRYMAN																LB	
REGULAR SEASON DEFENSE																		
Date	Opp.	Res.	GP/GS	Tot	Solo	Asst	Sks	Yds	TFL	QBH	INT	Yds	Lg	TD	PD	FF	FR	Yds
12/06/15	Den.	L	1/1	10	10	0	0.0	0	0	0	0	0	—	0	0	0	0	0
01/03/16	at Den.	L	1/1	6	6	0	0.0	0	2	1	0	0	—	0	0	0	0	0
10/13/16	Den.	W	1/0	3	3	0	0.0	0	1	0	0	0	—	0	0	0	0	0
10/30/16	at Den.	L	1/1	1	1	0	0.0	0	0	0	0	0	—	0	0	0	0	0
10/06/19	Den.	L	1/1	4	3	1	0.0	0	0	0	0	0	—	0	0	0	0	0
12/01/19	at Den.	L	1/0	4	3	1	0.0	0	0	0	1	0	0	0	1	0	0	0
11/01/20	at Den.	L	1/1	0	0	0	0.0	0	0	0	0	0	—	0	0	0	0	0
12/27/20	Den.	W	1/1	7	5	2	0.0	0	1	0	0	0	—	0	0	0	0	0
10/17/21	at Den.	W	1/1	12	6	6	0.0	0	0	0	0	0	—	0	0	0	1	0
12/26/21	Den.	W	1/1	5	4	1	0.0	0	0	0	0	0	—	0	0	0	0	0
10/2/22	Den.	W	1/1	5	4	1	0.0	0	2	0	0	0	—	0	0	0	0	0
11/20/22	at Den.	W	1/0	6	5	1	0.0	0	2	2	0	0	—	0	0	0	0	0
12/3/23	Den.	W	1/1	6	3	3	0.0	0	0	0	0	0	—	0	0	0	0	0
10/13/24	at Den.	W	1/1	6	5	1	0.0	0	0	1	0	0	—	0	0	0	0	0
Totals			8-6	14/11	75	58	17	0.0	0	8	4	1	0	0	0	1	0	1

58	SHAQUILLE QUARTERMAN																LB	
REGULAR SEASON DEFENSE																		
Date	Opp.	Res.	GP/GS	Tot	Solo	Asst	Sks	Yds	TFL	QBH	INT	Yds	Lg	TD	PD	FF	FR	Yds
9/19/21	Den.	L	1/0	4	2	2	0.0	0	1	0	0	0	—	0	0	0	0	0
10/30/22	Den.	L	1/0	0	0	0	0.0	0	0	0	0	0	—	0	0	0	0	0
Totals			0-2	2/0	4	2	2	0.0	0	1	0	0	—	0	0	0	0	0

84	STONE SMARTT								TE
REGULAR SEASON RECEIVING									
Date	Opp.	Res.	GP/GS	Rec.	Yds	Avg.	Lg	TD	
01/08/23	at Den.	L	1/0	0	0	—	—	0	
12/31/23	at Den.	L	1/0	2	23	11.5	18	0	
10/13/24	at Den.	W	1/0	1	10	10.0	10	0	
Totals			1-2	3/0	3	33	11.0	18	0

16	JK SCOTT										P
REGULAR SEASON PUNTING											
Date	Opp.	Res.	GP	Punt	Blk	Yds.	Avg.	Lg	TB	I20	
09/22/19	Den.	W	1	4	0	212	53.0	66	1	3	
10/17/22	Den.	W (OT)	1	4	0	176	44.0	54	0	1	
01/18/23	at Den.	L	1	5	0	279	55.8	60	2	2	
12/10/23	Den.	L	1	5	0	287	57.4	83	1	2	
12/31/23	at Den.	L	1	4	0	184	46.0	61	0	2	
10/13/24	at Den.	W	1	4	0	159	39.8	43	0	3	
Totals			3-3	6	26	0	1,297	49.9	83	4	13

CAREER NUMBERS AGAINST BRONCOS

2 EASTON STICK QB

REGULAR SEASON PASSING

Date	Opp.	Res.	GP/GS	Cmp	Att	Pct.	Yds	Y/A	TD	INT	Lg	Sacks	Yds Lost	Rating
12/10/23	Den.	L	1/0	13	24	54.2	179	7.46	0	0	57	2	31	78.3
12/31/23	at Den.	L	1/1	24	38	63.2	220	5.79	0	0	27	1	5	78.8
Totals		0-2	2/1	37	62	59.7	399	6.44	0	0	57	3	36	78.6

REGULAR SEASON RUSHING

Date	Opp.	Res.	GP/GS	Att	Yds	Avg.	Lg	TD
12/10/23	Den.	L	1/0	0	0	—	—	0
12/31/23	at Den.	L	1/1	5	31	6.2	9	0
Totals		0-2	2/1	5	31	6.2	9	0

29 TARHEEB STILL CB

REGULAR SEASON DEFENSE

Date	Opp.	Res.	GP/GS	Tot	Solo	Asst	Sks	Yds	TFL	QBH	INT	Yds	Lg	TD	PD	FF	FR	Yds
10/13/24	at Den.	W	1/0	3	2	1	0.0	0	0	0	0	0	—	0	1	0	0	0
Totals		1-0	1/0	3	2	1	0.0	0	0	0	0	0	—	0	1	0	0	0

90 TEAIR TART DL

REGULAR SEASON DEFENSE

Date	Opp.	Res.	GP/GS	Tot	Solo	Asst	Sks	Yds	TFL	QBH	INT	Yds	Lg	TD	PD	FF	FR	Yds
11/13/22	Den.	W	1/1	3	3	0	0.0	0	0	1	0	0	—	0	0	0	0	0
10/13/24	at Den.	W	1/0	2	1	1	0.0	0	0	1	0	0	—	0	0	0	1	0
Totals		2-0	2/1	5	4	1	0.0	0	0	2	0	0	—	0	0	0	1	0

36 JA'SIR TAYLOR DB

REGULAR SEASON DEFENSE

Date	Opp.	Res.	GP/GS	Tot	Solo	Asst	Sks	Yds	TFL	QBH	INT	Yds	Lg	TD	PD	FF	FR	Yds
10/17/22	Den.	W	1/0	0	0	0	0.0	0	0	0	0	0	—	0	0	0	1	0
01/08/23	at Den.	L	1/1	5	4	1	0.0	0	0	0	0	0	—	0	0	1	0	0
12/10/23	Den.	L	1/0	0	0	0	0.0	0	0	0	0	0	—	0	0	0	0	0
12/31/23	at Den.	L	1/0	0	0	0	0.0	0	0	0	0	0	—	0	0	0	0	0
Totals		1-3	4/1	5	4	1	0.0	0	0	0	0	0	—	0	0	1	1	0

45 TULI TUIPULOTU OLB

REGULAR SEASON DEFENSE

Date	Opp.	Res.	GP/GS	Tot	Solo	Asst	Sks	Yds	TFL	QBH	INT	Yds	Lg	TD	PD	FF	FR	Yds
12/10/23	Den.	L	1/1	4	3	1	0.0	0	0	0	0	0	—	0	0	0	0	0
12/31/23	at Den.	L	1/1	3	1	2	0.0	0	0	0	0	0	—	0	0	0	0	0
10/13/24	at Den.	W	1/1	1	1	0	0.0	0	0	0	0	0	—	0	0	0	0	0
Totals		1-2	3/3	8	5	3	0.0	0	0	0	0	0	—	0	0	0	0	0

30 KIMANI VIDAL RB

REGULAR SEASON OFFENSE

Date	Opp.	Res.	GP/GS	Att	Yds	Avg.	Lg	TD	Rec.	Yds	Avg.	Lg	TD	Scrim. Yds	Scrim. TD
10/13/24	at Den.	W	1/0	4	11	2.8	6	0	2	40	20.0	38t	1	51	1
Totals		1-0	1/0	4	11	2.8	6	0	2	40	20.0	38t	1	51	1

2024 LOS ANGELES CHARGERS OFFENSIVE STATISTICS

Los Angeles Chargers / Week 15 / Through Sunday, December 15, 2024 / Regular Season

Won 8, Lost 6

9/8/2024	W	22 - 10	Las Vegas Raiders
9/15/2024	W	26 - 3	at Carolina Panthers
9/22/2024	L	10 - 20	at Pittsburgh Steelers
9/29/2024	L	10 - 17	Kansas City Chiefs
10/13/2024	W	23 - 16	at Denver Broncos
10/21/2024	L	15 - 17	at Arizona Cardinals
10/27/2024	W	26 - 8	New Orleans Saints
11/3/2024	W	27 - 10	at Cleveland Browns
11/10/2024	W	27 - 17	Tennessee Titans
11/17/2024	W	34 - 27	Cincinnati Bengals
11/25/2024	L	23 - 30	Baltimore Ravens
12/1/2024	W	17 - 13	at Atlanta Falcons
12/8/2024	L	17 - 19	at Kansas City Chiefs
12/15/2024	L	17 - 40	Tampa Bay Buccaneers

Los Angeles Chargers Opponent

Total First Downs	238	262						
Rushing	82	94						
Passing	133	141						
Penalty	23	27						
3rd Down: Made/Att	66/178	71/192						
3rd Down Pct.	37.1%	37.0%						
4th Down: Made/Att	7/12	15/22						
4th Down Pct.	58.3%	68.2%						
Possession Avg.	29:35	30:25						
Total Net Yards	4230	4714						
Avg. Per Game	302.1	336.7						
Total Plays	807	878						
Avg. Per Play	5.2	5.4						
Net Yards Rushing	1481	1752						
Avg. Per Game	105.8	125.1						
Total Rushes	363	373						
Net Yards Passing	2749	2962						
Avg. Per Game	196.4	211.6						
Sacked/Yards Lost	41/241	40/197						
Gross Yards	2990	3159						
Attempts/Completions	403/259	465/300						
Completion Pct.	64.3%	64.5%						
Had Intercepted	2	14						
Punts/Average	66/46.9	61/49.4						
Net Punting Avg.	41.9	44.9						
Penalties/Yards	81/616	84/720						
Fumbles/Ball Lost	18/6	9/5						
Touchdowns	30	25						
Rushing	13	6						
Passing	16	19						
Returns		0						
Score By Periods	Q1	Q2	Q3	Q4	OT	Pts		
Team	70	107	54	63	0	294		
Opponents	36	60	55	96	0	247		
Scoring	TD	Ru	Pa	Rt	PAT	FG	2Pt	Pts
C.Dicker	0	0	0	0	25/28	29/31	0	112
J.Dobbins	8	8	0	0	0/0	0/0	0	48
Q.Johnston	8	0	8	0	0/0	0/0	0	48
L.McConkey	5	0	5	0	0/0	0/0	0	30
G.Edwards	2	2	0	0	0/0	0/0	0	12
J.Herbert	2	2	0	0	0/0	0/0	0	12
J.Palmer	1	0	1	0	0/0	0/0	1	8
W.Dissly	1	0	1	0	0/0	0/0	0	6
H.Haskins	1	1	0	0	0/0	0/0	0	6
T.Still	1	0	0	1	0/0	0/0	0	6
K.Vidal	1	0	1	0	0/0	0/0	0	6
Team	30	13	16	1	25/28	29/31	1	294
Opponents	25	6	19	0	23/23	24/33	0	247

2-Pt. Conversions: Team 1/2, Opponents: 0/2
 Sacks: T.Tuipulotu 7.5, K.Mack 5.0, B.Dupree 5.0, J.Bosa 4.0, M.Fox 3.5, D.James 3.5, P.Ford 3.0, T.Dye 1.5, T.Tart 1.0, D.Perryman 1.0, S.Matlock 1.0, D.Henley 1.0, A.Gilman 1.0, T.Still 0.5, C.Hart 0.5 **Team: 39.0, Opponents: 41.0**

Rushing	No.	Yds	Avg	Long	TD
J.Dobbins	158	766	4.8	61	8
G.Edwards	87	297	3.4	12	2
J.Herbert	54	224	4.1	38	2
K.Vidal	33	107	3.2	16	0
D.Davis	9	46	5.1	10	0
H.Haskins	14	26	1.9	5	1
T.Heinicke	1	12	12.0	12	0
Q.Johnston	3	6	2.0	4	0
J.Scott	1	0	0.0	0	0
J.Reagor	3	-3	-1.0	1	0
Team	363	1481	4.1	61	13
Opponents	373	1752	4.7	54	6

Receiving	No.	Yds	Avg	Long	TD
L.McConkey	63	873	13.9	60t	5
W.Dissly	43	418	9.7	29t	1
Q.Johnston	34	459	13.5	66t	8
J.Palmer	32	502	15.7	45	1
J.Dobbins	28	134	4.8	15	0
S.Smartt	11	148	13.5	31	0
D.Davis	8	47	5.9	17	0
J.Reagor	7	100	14.3	41	0
H.Hurst	7	65	9.3	27	0
S.Fehoko	6	106	17.7	30	0
K.Vidal	5	62	12.4	38t	1
T.Fisk	5	21	4.2	7	0
D.Chark	3	25	8.3	12	0
S.Matlock	3	18	6.0	9	0
E.Tomlinson	2	9	4.5	7	0
G.Edwards	2	3	1.5	2	0
Team	259	2990	11.5	66t	16
Opponents	300	3159	10.5	60	19

Interceptions	No.	Yds	Avg	Long	TD
T.Still	4	85	21.3	61t	1
E.Molden	3	28	9.3	25	0
K.Fulton	1	29	29.0	29	0
A.Gilman	1	18	18.0	18	0
T.Tart	1	4	4.0	4	0
P.Ford	1	3	3.0	3	0
D.James	1	2	2.0	2	0
B.Dupree	1	0	0.0	0	0
M.Maye	1	0	0.0	0	0
Team	14	169	12.1	61t	1
Opponents	2	0	0.0	0	0

Punting	No	Yds	Avg	Net	TB	In	Lg	B
J.Scott	66	3098	46.9	41.9	4	27	67	0
Team	66	3098	46.9	41.9	4	27	67	0
Opponents	61	3014	49.4	44.9	3	34	64	0

Punt Returns	Ret	FC	Yds	Avg	Long	TD
D.Davis	14	19	190	13.6	53	0
L.McConkey	3	8	28	9.3	12	0
J.Reagor	0	1	0	0.0	0	0
Team	17	28	218	12.8	53	0
Opponents	27	19	253	9.4	21	0

Kickoff Returns	No.	Yds	Avg	Long	TD
D.Davis	18	507	28.2	56	0
H.Haskins	1	35	35.0	35	0
J.Reagor	1	22	22.0	22	0
Team	20	564	28.2	56	0
Opponents	20	578	28.9	41	0

Field Goals	1-19	20-29	30-39	40-49	50+
C.Dicker	1/1	7/7	4/4	9/10	8/9
Team	1/1	7/7	4/4	9/10	8/9
Opponents	0/0	5/5	10/11	8/12	1/5

Fumbles Lost: J.Herbert 2, J.Reagor 1, S.Smartt 1, H.Haskins 1, T.Tart 1 **Total: 6**
 Opponent Fumble Recoveries: E.Molden 2, J.Taylor 1, K.Mack 1, T.Tart 1 **Total: 5**

Passing	Att	Cmp	Yds	Cmp%	Yds/Att	TD	TD%	Int	Int%	Long	Sack	Lost	Rating
J.Herbert	399	255	2959	63.9%	7.4	16	4.0%	2	0.5%	66t	38/	213	97.5
T.Heinicke	3	3	28	100.0%	9.3	0	0.0%	0	0.0%	18	3/	28	105.6
J.Scott	1	1	3	100.0%	3.0	0	0.0%	0	0.0%	3	0/	0	79.2
Team	403	259	2990	64.3%	7.4	16	4.0%	2	0.5%	66t	41/	241	97.7
Opponents	465	300	3159	64.5%	6.8	19	4.1%	14	3.0%	60	40/	197	85.2

2024 LOS ANGELES CHARGERS DEFENSIVE STATISTICS

Official Press Box Totals — Confirmed by league review.

Player	— Tackles —					TFLs	QB Hits	Interceptions	Passes Def.	— Fumbles —	
	Total	Solo	Asst.	Sacks	Yards					Forced	Recoveries
Daiyan Henley	126	73	53	1.0	1	6	3	0	7	0	0
Derwin James Jr.	83	52	31	3.5	14	7	4	1	6	0	0
Elijah Molden	68	39	29	0.0	0	2	0	3	7	0	2
Denzel Perryman	54	38	16	1.0	7	2	3	0	0	0	0
Tarheeb Still	48	33	15	0.5	4.5	0	1	4	9	0	0
Alohi Gilman	47	31	16	1.0	0	1	0	1	4	0	0
Troy Dye	43	24	19	1.5	9.5	2	2	0	0	0	0
Kristian Fulton	38	26	12	0.0	0	2	0	1	7	0	0
Poona Ford	36	21	15	3.0	19	6	9	1	4	0	0
Khalil Mack	36	18	18	5.0	33	5	13	0	7	2	1
Tuli Tuipulotu	34	18	16	7.5	18.5	9	14	0	2	1	0
Cam Hart	33	24	9	0.5	0.5	0	2	0	6	1	0
Otito Ogbonnia	33	13	20	0.0	0	0	2	0	0	0	0
Bud Dupree	24	16	8	5.0	20	5	8	1	2	1	0
Morgan Fox	23	17	6	3.5	27	4	6	0	1	0	0
Teair Tart	22	11	11	1.0	11	4	5	1	2	1	1
Junior Colson	21	12	9	0.0	0	0	0	0	1	0	0
Ja'Sir Taylor	19	10	9	0.0	0	1	1	0	5	0	1
Joey Bosa	18	14	4	4.0	16	4	10	0	0	2	0
Asante Samuel Jr.	13	11	2	0.0	0	0	0	0	2	0	0
Tony Jefferson	13	8	5	0.0	0	0	0	0	0	0	0
Nick Niemann	10	5	5	0.0	0	0	0	0	1	0	0
Marcus Maye	8	3	5	0.0	0	0	0	1	2	0	0
A.J. Finley	6	4	2	0.0	0	0	0	0	0	0	0
Scott Matlock	5	1	4	1.0	6	1	1	0	1	0	0
Eli Apple	2	2	0	0.0	0	0	0	0	1	0	0
Deane Leonard	2	1	1	0.0	0	0	0	0	1	0	0
Caleb Murphy	1	1	0	0.0	0	0	0	0	0	0	0
Justin Eboigbe	1	0	1	0.0	0	0	0	0	0	0	0
Totals	867	526	341	39.0	187	61	84	14	78	8	5
<i>Defensive Backs</i>	<i>380</i>	<i>244</i>	<i>136</i>	<i>5.5</i>	<i>19</i>	<i>13</i>	<i>8</i>	<i>11</i>	<i>50</i>	<i>1</i>	<i>3</i>
<i>Linebackers</i>	<i>255</i>	<i>153</i>	<i>102</i>	<i>3.5</i>	<i>17.5</i>	<i>10</i>	<i>8</i>	<i>0</i>	<i>9</i>	<i>0</i>	<i>0</i>
<i>Outside Linebackers</i>	<i>112</i>	<i>66</i>	<i>46</i>	<i>21.5</i>	<i>87.5</i>	<i>23</i>	<i>45</i>	<i>1</i>	<i>11</i>	<i>6</i>	<i>1</i>
<i>Defensive Line</i>	<i>120</i>	<i>63</i>	<i>57</i>	<i>8.5</i>	<i>63</i>	<i>15</i>	<i>23</i>	<i>2</i>	<i>8</i>	<i>1</i>	<i>1</i>

SPECIAL TEAMS TACKLES

Player	Total Tackles
Nick Niemann	11
Daiyan Henley	5
Shaquille Quarterman	5
Troy Dye	4
A.J. Finley	4
Hassan Haskins	4
Deane Leonard	4
Dicaprio Bootle	3
Elijah Molden	3
Stone Smartt	3
Tuli Tuipulotu	3
Simi Fehoko	2
Marcus Maye	2
Junior Colson	1
Cameron Dicker	1
Tucker Fisk	1
Cam Hart	1
Caleb Murphy	1
Ja'Sir Taylor	1
Totals	59

2024 GAME SUMMARIES

WEEK 1 vs. LAS VEGAS



RAIDERS 10 CHARGERS 22

Sunday, Sept. 8, 2024
SoFi Stadium — Inglewood, Calif.



GAME STATISTICS

TEAM	1	2	3	4	OT	F
Las Vegas	7	0	0	3	—	10
L.A. Chargers	3	3	3	13	—	22

SCORING SUMMARY

Team	Q	Time	Play
Chargers	1	4:22	C.Dicker 53 yd. Field Goal
Raiders	1	0:45	A.Mattison 31 yd. pass from G.Minshew (D.Carlson kick)
Chargers	2	0:26	C.Dicker 25 yd. Field Goal
Chargers	3	9:08	C.Dicker 24 yd. Field Goal
Chargers	4	14:55	J.Dobbins 12 yd. run (C.Dicker kick)
Raiders	4	10:30	D.Carlson 32 yd. Field Goal
Chargers	4	3:40	L.McConkey 10 yd. pass from J.Herbert (run failed)

TEAM STATISTICS

	LV	LAC
FIRST DOWNS:	14	11
TOTAL NET YARDS:	296	316
NET RUSHING YARDS:	71	176
NET PASSING YARDS:	225	140
PENALTIES/YARDS:	2-15	7-50
3RD DOWN EFFICIENCY (%):	5-14 (35.7%)	4-15 (26.7%)
PUNTS/AVERAGE:	5-53.0	7-47.4
SACKS/YARDS:	1-4	4-32
FUMBLES/LOST:	2-2	0-0
POINTS OFF TURNOVERS:	0	3
AVG. DRIVE START:	OWN 28	OWN 35
TIME OF POSSESSION:	31:44	28:16

INDIVIDUAL TOP PERFORMERS



PASSING

	CMP	ATT	YDS	TD	INT	RT
Herbert	17	26	144	1	0	95.1
G.Minshew II	25	33	257	1	1	95.1

RUSHING

	ATT	YDS	AVG	LG	TD
J.Dobbins	10	135	13.5	61	1
G.Edwards	11	26	2.4	10	0
Z.White	13	44	3.4	12	0
A.Mattinson	5	19	3.8	7	0

RECEIVING

	REC	YDS	AVG	LG	TD
L.McConkey	5	39	7.8	11	1
Q.Johnston	3	38	12.7	16	0
J.Dobbins	3	4	1.3	3	0
H.Hurst	2	33	16.5	27	0
B.Bowers	6	58	9.7	26	0
D.Adams	5	59	11.8	23	0
A.Mattison	4	43	10.8	31	1
J.Meyers	3	61	20.3	33	0

TACKLES (SOLO) - LAC: J.Bosa 7 (6), D.James 7 (6), A.Samuel 6 (5);
LV: R.Spillane 10 (7), C.Wilkins 5 (4), M.Epps 5 (3).

SACKS - LAC: K.Mack 1.5-10, J.Bosa 1-6, TEAM 1-10, M.Fox 0.5-6;
LV: M.Crosby 1-4.

INTERCEPTIONS - LAC: P.Ford 1-0-0; **LV:** None.

STARTERS

WR.....L.McConkey	OLB.....K.Mack	WR....T.Tucker	DE....C.Snowden
FB/DL S.Matlock	DL.....P.Ford	TE.....M.Mayer	DE.....M.Crosby
LT.....R.Slater	DL.....O.Ogbonnia	LT.....K.Miller	DT.....J.Jenkins
RG.....Z.Johnson	OLB.....J.Bosa	LG.....C.Whitehair	DT.....C.Wilkins
C.....B.Bozeman	LB.....D.Henley	C.....A.James	DT.....A.Butler
RG.....T.Pipkins	LB.....D.Perryman	RG.....D.Parham	LB.....D.Deablo
RT.....J.Alt	CB.....K.Fulton	RT.....T.Munford	LB.....R.Spillane
TE.....W.Dissly	CB.....A.Samuel	WR....D.Adams	CB.....J.Jones
WR.....J.Palmer	DB.....J.Taylor	WR....J.Meyers	CB.....N.Hobbs
QB.....J.Herbert	S.....A.Gilman	QB....G.Minshew II	S.....T.Moehrig
RB.....G.Edwards	S.....D.James	RB....Z.White	S.....M.Epps

WEEK 2 AT CAROLINA



CHARGERS 26 PANTHERS 3

Sunday, Sept. 15, 2024
Bank of America Stadium — Charlotte, N.C.



GAME STATISTICS

TEAM	1	2	3	4	OT	F
L.A. Chargers	6	14	3	3	—	26
Carolina	0	0	3	0	—	3

SCORING SUMMARY

Team	Q	Time	Play
Chargers	1	9:20	Q.Johnston 29 yd. pass from J.Herbert (kick failed, wl)
Chargers	2	4:16	Q.Johnston 5 yd. pass from J.Herbert (C.Dicker kick)
Chargers	2	2:01	J.Dobbins 43 yd. run (C.Dicker kick)
Panthers	3	12:18	E.Pineiro 38 yd. Field Goal
Chargers	3	9:03	C.Dicker 46 yd. Field Goal
Chargers	4	11:02	C.Dicker 42 yd. Field Goal

TEAM STATISTICS

	LAC	CAR
FIRST DOWNS:	21	7
TOTAL NET YARDS:	349	159
NET RUSHING YARDS:	219	90
NET PASSING YARDS:	130	69
PENALTIES/YARDS:	3-15	9-90
3RD DOWN EFFICIENCY (%):	9-16 (56.3%)	1-12 (8.0%)
PUNTS/AVERAGE:	3-32.0	7-44.4
SACKS/YARDS:	2-15	1-0
FUMBLES/LOST:	1-1	0-0
POINTS OFF TURNOVERS:	7	0
AVG. DRIVE START:	OWN 35	OWN 28
TIME OF POSSESSION:	36:18	23:42

INDIVIDUAL TOP PERFORMERS



PASSING

	CMP	ATT	YDS	TD	INT	RT
J.Herbert	14	20	130	2	1	100.0
B.Young	18	26	84	0	1	57.2

RUSHING

	ATT	YDS	AVG	LG	TD
J.Dobbins	17	131	7.7	43	1
G.Edwards	18	59	3.3	6	0
C.Hubbard	10	64	6.4	23	0
M.Sanders	7	20	2.9	6	0

RECEIVING

	REC	YDS	AVG	LG	TD
Q.Johnston	5	51	10.2	29	2
W.Dissly	3	29	9.7	15	0
L.McConkey	2	26	13.0	15	0
J.Palmer	2	19	9.5	11	0
C.Hubbard	4	12	3.0	5	0
T.Tremble	3	23	7.7	12	0
Dio.Johnson	3	15	5.0	7	0
M.Sanders	3	5	1.7	5	0

TACKLES (SOLO) - LAC: D.Henley 9 (5), D.Perryman 7 (5), D.James 6 (2);
CAR: S.Thompson 14 (8), J.Jewell 11 (8), A.Robinson 6 (6).

SACKS - LAC: D.Perryman 1-7, J.Bosa 1-8; **CAR:** Dj.Johnson 0.5-0, J.Peevy 0.5-0.

INTERCEPTIONS - LAC: E.Molden 1-3-0; **CAR:** J.Horn 1-0-0.

STARTERS

WR....Q.Johnston	OLB.....K.Mack	WR....D.Hopkins	DL.....D.Autro
TE.....H.Hurst	DL.....P.Ford	LT.....A.Dillard	DT.....T.Tartt
WR....D.Davis	DL.....O.Ogbonnia	LG.....X.Newman-Johnson	DT.....J.Simmon
LT.....R.Slater	OLB.....J.Bosa	C.....A.Brewer	DT.....K.Peko
LG.....Z.Johnson	LB.....D.Henley	RG.....D.Brunskill	LB.....A.AI-Shair
C.....B.Bozeman	LB.....D.Perryman	RT.....C.Hubbard	LB.....J.Gibbens
RG.....T.Pipkins	CB.....K.Fulton	TE.....C.Okonkwo	DB.....H.Landry
RT.....J.Alt	CB.....A.Samuel	WR....T.Burks	CB.....E.Molden
TE.....W.Dissly	DB.....J.Taylor	WR....N.Westbrook-Ikhine	CB....R.McCreary
QB....J.Herbert	S.....D.James	QB....R.Tannehill	S....S.Murphy-Bunting
RB....J.Dobbins	S.....E.Moldem	RB....D.Henry	S.....K.Buaird

2024 GAME SUMMARIES

WEEK 3 AT PITTSBURGH

WEEK 4 vs. KANSAS CITY



CHARGERS 10 STEELERS 20

Sunday, Sept. 22, 2024
Acrisure Stadium – Pittsburgh, Penn.



CHIEFS 17 CHARGERS 10

Sunday, Sept. 29, 2024
SoFi Stadium – Inglewood, Calif.



GAME STATISTICS

TEAM	1	2	3	4	OT	F
L.A. Chargers	7	3	0	0	—	10
Pittsburgh	0	7	3	10	—	20

SCORING SUMMARY

Team	Q	Time	Play
Chargers	1	2:46	Q.Johnston 27 yd. pass from J.Herbert (C.Dicker kick)
Steelers	2	10:17	J.Fields 5 yd. run (C.Boswell kick)
Chargers	2	3:13	C.Dicker 28 yd. Field Goal (12-60, 7:04)
Steelers	3	9:05	C.Boswell 38 yd. Field Goal (12-50, 5:55)
Steelers	4	14:14	C.Boswell 30 yd. Field Goal (12-73, 6:26)
Steelers	4	7:02	C.Austin 55 yd. pass from J.Fields (C.Boswell kick)

TEAM STATISTICS

	LAC	PIT
FIRST DOWNS:	10	20
TOTAL NET YARDS:	168	346
NET RUSHING YARDS:	107	232
NET PASSING YARDS:	225	140
PENALTIES/YARDS:	7-69	3-15
3RD DOWN EFFICIENCY (%):	3-11 (27.3%)	7-14 (50.0%)
PUNTS/AVERAGE:	7-50.0	3-52.0
SACKS/YARDS:	2-13	5-42
FUMBLES/LOST:	2-0	0-0
POINTS OFF TURNOVERS:	0	0
AVG. DRIVE START:	OWN 24	OWN 30
TIME OF POSSESSION:	26:09	33:51

INDIVIDUAL TOP PERFORMERS



PASSING

	CMP	ATT	YDS	TD	INT	RT		CMP	ATT	YDS	TD	INT	RT
Herbert	12	18	125	1	0	105.1	Fields	25	32	245	1	1	96.0
Heinicke	2	2	24	0	0	116.7							

RUSHING

	ATT	YDS	AVG	LG	TD		ATT	YDS	AVG	LG	TD
J.Dobbins	15	44	2.9	13	0	N.Harris	18	70	3.9	21	0
G.Edwards	3	9	3.0	6	0	C.Patterson	4	33	8.3	14	0

RECEIVING

	REC	YDS	AVG	LG	TD		REC	YDS	AVG	LG	TD
L.McConkey	3	44	14.7	18	0	G.Pickens	5	57	11.4	27	0
W.Dissly	3	19	6.3	7	0	N.Harris	5	16	3.2	8	0
J.Dobbins	3	10	3.3	6	0	C.Austin	4	95	23.8	55	2
Q.Johnston	2	44	22.0	27	1	P.Freiermuth	4	33	8.3	15	0

TACKLES (SOLO) – LAC: D.Henley 12 (9), D.Perryman 9 (6), D.James 8 (5); **PIT:** P.Queen 8 (4), D.Elliott 5 (4), D.Jackson 5 (2).

SACKS – LAC: D.James 1-6, K.Mack 1-7; **PIT:** Ni.Herbig 2-15, E.Roberts 1-9, Ca.Heyward 1-10, T.Watt 1-8.

INTERCEPTIONS – LAC: B.Dupree 1-0-0; **PIT:** None.

STARTERS

WR.....L.McConkey	OLB.....K.Mack	TE.....P.Freiermuth	ROLB...A.Highsmith
TE.....W.Dissly	DL.....O.Ogbonnia	LT.....D.Moore	DT....Ca.Heyward
LT.....R.Slater	DL.....P.Ford	LG.....S.Anderson	NT.....K.Benton
RG.....Z.Johnson	OLB.....J.Bosa	C.....Z.Frazier	DE.....L.Ogunjobi
C.....B.Bozeman	LB.....D.Henley	RG.....J.Daniels	LOLB.....T.Watt
RG.....T.Pipkins	LB.....D.Perryman	RT.....B.Jones	LILB.....P.Queen
RT.....J.Alt	CB.....K.Fulton	WR.....V.Jefferson	RILB...E.Roberts
WR.....Q.Johnston	CB.....A.Samuel	WR.....G.Pickens	RCB.....J.Porter
QB.....J.Herbert	S.....E.Molden	WR.....C.Patterson	FS...M.Fitzpatrick
FB.....S.Matlock	S.....A.Gilman	QB.....J.Fields	SS.....D.Elliott
RB.....J.Dobbins	S.....D.James	RB.....N.Harris	LCB....D.Jackson

GAME STATISTICS

TEAM	1	2	3	4	OT	F
Kansas City	0	7	3	7	—	17
L.A. Chargers	10	0	0	0	—	10

SCORING SUMMARY

Team	Q	Time	Play
Chargers	1	6:16	L.McConkey 7 yd. pass from J.Herbert (C.Dicker kick)
Chargers	1	3:53	C.Dicker 50 yd. Field Goal
Chiefs	2	4:06	X.Worthy 54 yd. pass from P.Mahomes (H.Butker kick)
Chiefs	3	6:26	H.Butker 37 yd. Field Goal
Chiefs	4	6:04	S.Perine 2 yd. run (H.Butker kick)

TEAM STATISTICS

	KC	LAC
FIRST DOWNS:	16	12
TOTAL NET YARDS:	329	224
NET RUSHING YARDS:	101	55
NET PASSING YARDS:	228	169
PENALTIES/YARDS:	5-40	9-51
3RD DOWN EFFICIENCY (%):	9-16 (56.3%)	4-13 (30.8%)
PUNTS/AVERAGE:	4-50.0	6-53.0
SACKS/YARDS:	2-10	3-17
FUMBLES/LOST:	1-1	2-0
POINTS OFF TURNOVERS:	10	0
AVG. DRIVE START:	OWN 29	OWN 27
TIME OF POSSESSION:	29:08	30:52

INDIVIDUAL TOP PERFORMERS



PASSING

	CMP	ATT	YDS	TD	INT	RT		CMP	ATT	YDS	TD	INT	RT
J.Herbert	16	27	179	1	0	91.4	P.Mahomes	19	29	245	1	1	89.0

RUSHING

	ATT	YDS	AVG	LG	TD		ATT	YDS	AVG	LG	TD
J.Dobbins	14	32	2.3	12	0	K.Hunt	14	69	4.9	10	0
G.Edwards	6	19	3.2	5	0	S.Perine	5	14	2.8	4	1

RECEIVING

	REC	YDS	AVG	LG	TD		REC	YDS	AVG	LG	TD
L.McConkey	5	67	13.4	37	1	T.Kelce	7	89	12.7	38	0
J.Palmer	3	36	12.0	26	0	N.Gray	4	40	10.0	29	0
J.Dobbins	3	30	10.0	14	0	X.Worthy	3	73	24.3	54	1
W.Dissly	2	24	12.0	22	0	Ju.Watson	2	27	13.5	17	0

TACKLES (SOLO) – LAC: D.Perryman 8 (6), E.Molden 8 (5), D.Henley 7 (4); **KC:** D.Tranquill 10 (7), T.McDuffie 6 (3), B.Cook 5 (4).

SACKS – LAC: B.Dupree 2-8, T.Dye 0.5-4.5, T.Still 0.5-4.5; **KC:** C.Jones 2-10.

INTERCEPTIONS – LAC: K.Fulton 1-29-0; **KC:** None.

STARTERS

TE.....W.Dissly	OLB.....K.Mack	TE.....T.Kelce	DE.....G.Karlaftis
LT.....J.Salyer	DL.....O.Ogbonnia	WR.....R.Rice	DT.....C.Jones
LG.....Z.Johnson	DL.....P.Ford	LT.....W.Morris	DE.....M.Pennel
C.....B.Bozeman	OLB...T.Tuipulotu	LG.....J.Thuney	OLB...F.Anudike-Uzomah
RG.....S.Mustipher	LB.....D.Henley	C.....C.Humphrey	LB.....N.Bolton
RT.....T.Pipkins	LB.....D.Perryman	RG.....T.Smith	LB.....D.Tranquill
FB.....S.Matlock	CB.....K.Fulton	RT.....J.Taylor	LB.....L.Chenail
WR.....Q.Johnston	CB.....A.Samuel	WR.....X.Worthy	CB.....T.McDuffie
WR.....L.McConkey	DB.....T.Still	WR.....Ju.Watson	CB.....Ja.Watson
RB.....J.Herbert	S.....A.Gilman	QB.....P.Mahomes	S.....J.Reid
RB.....J.Dobbins	S.....E.Molden	FB.....C.Steele	S.....B.Cook

2024 GAME SUMMARIES

WEEK 6 AT DENVER



CHARGERS 23 BRONCOS 16

Sunday, Oct. 13, 2024

Empower Field at Mile High – Denver, Colo.



GAME STATISTICS

TEAM	1	2	3	4	OT	F
L.A. Chargers	10	10	3	0	—	23
Denver	0	0	0	16	—	16

SCORING SUMMARY

Team	Q	Time	Play
Chargers	1	9:26	C.Dicker 20 yd. Field Goal
Chargers	1	4:59	K.Vidal 38 yd. pass from J.Herbert (C.Dicker kick)
Chargers	2	6:21	C.Dicker 33 yd. Field Goal
Chargers	2	1:00	J.Dobbins 4 yd. run (C.Dicker kick)
Chargers	3	2:35	C.Dicker 46 yd. Field Goal
Broncos	4	10:06	T.Franklin 2 yd. pass from B.Nix
Broncos	4	5:22	C.Sutton 15 yd. pass from B.Nix (pass failed)
Broncos	4	0:59	W.Lutz 40 yd. Field Goal

TEAM STATISTICS

	LAC	DEN
FIRST DOWNS:	22	17
TOTAL NET YARDS:	350	316
NET RUSHING YARDS:	128	110
NET PASSING YARDS:	222	206
PENALTIES/YARDS:	3-20	7-37
3RD DOWN EFFICIENCY (%):	11-18 (61.1%)	3-11 (27.3%)
PUNTS/AVERAGE:	4-39.8	5-46.6
SACKS/YARDS:	2-10	3-15
FUMBLES/LOST:	1-0	1-1
POINTS OFF TURNOVERS:	10	0
AVG. DRIVE START:	OWN 34	OWN 25
TIME OF POSSESSION:	37:23	23:37

INDIVIDUAL TOP PERFORMERS



PASSING

Player	CMP	ATT	YDS	TD	INT	RT
Herbert	21	34	237	1	0	92.4
Nix	19	33	216	2	1	84.9

RUSHING

Player	ATT	YDS	AVG	LG	TD
J.Dobbins	25	96	3.8	20	1
D.Davis	2	14	7.0	10	0
B.Nix	6	61	10.2	21	0
J.Williams	6	23	3.8	13	0

RECEIVING

Player	REC	YDS	AVG	LG	TD
L.McConkey	4	43	10.8	15	0
W.Dissly	4	26	6.5	20	0
Q.Johnston	3	22	7.3	8	0
S.Fehoko	2	44	22.0	30	0
D.Vele	4	78	19.5	37	0
C.Sutton	4	53	13.3	20	1
J.Williams	3	15	4.3	10	0
T.Franklin	2	31	15.5	29	1

TACKLES (SOLO) – LAC: A.Gilman 10 (6), D.Perryman 6 (5), D.Henley 4 (2); **DEN:** B.Jones 12 (11), Z.Allen 8 (5), C.Barton 8 (1).

SACKS – LAC: A.Gilman 1-0, M.Fox 1-10; **DEN:** N.Bonitto 1-8, J.Strnad 1-0, Z.Allen 0.5-3.5, J.Cooper, 0.5-3.5.

INTERCEPTIONS – LAC: E.Molden 1-25-0; **DEN:** None.

STARTERS

WR.... L.McConkey	OLB.....K.Mack	WR.... T.Franklin	OLB..... N.Bonitto
TE..... H.Hurst	DL.....O.Ogbonnia	WR.... D.Vele	DE ... J.Franklin-Myers
LT..... R.Slater	DL.....T.Tuipulotu	LT..... G.Bolles	NT..... D.Jones
RG..... Z.Johnson	OLB...T.Tuipulotu	LG..... B.Powers	DE..... Z.Allen
C..... B.Bozeman	LB.....D.Henley	C..... A.Forsyth	ILB..... C.Barton
RG..... T.Pipkins	LB..... D.Perryman	RG..... Q.Meinerz	SLB..... J.Cooper
RT..... J.Alt	CB..... K.Fulton	RT..... M.Peart	ILB..... J.Strnad
WR.... Q.Johnston	CB..... T.Still	WR.... C.Sutton	LCB.....P.Surtain
QB..... J.Herbert	CB..... C.Hart	TE..... A.Trautman	RCB..... R.Moss
FB..... S.Matlock	S..... A.Gilman	QB..... B.Nix	S..... B.Jones
RB..... J.Dobbins	S..... D.James	RB..... J.Williams	S..... P.Locke

WEEK 7 AT ARIZONA



CHARGERS 15 CARDINALS 17

Monday, Oct. 21, 2024

State Farm Stadium – Glendale, Ariz.



GAME STATISTICS

TEAM	1	2	3	4	OT	F
L.A. Chargers	0	6	3	6	—	15
Arizona	0	7	0	10	—	17

SCORING SUMMARY

Team	Q	Time	Play
Chargers	2	11:59	C.Dicker 59 yd. Field Goal
Cardinals	2	5:40	G.Dortch 5 yd. pass from K.Murray (C.Ryland kick)
Chargers	2	0:00	C.Dicker 50 yd. Field Goal
Chargers	3	0:40	C.Dicker 28 yd. Field Goal
Cardinals	4	14:14	K.Murray 44 yd. run (C.Ryland kick)
Chargers	4	12:09	C.Dicker 47 yd. Field Goal
Chargers	4	1:54	C.Dicker 40 yd. Field Goal
Cardinals	4	0:00	C.Ryland 32 yd. Field Goal

TEAM STATISTICS

	LAC	ARI
FIRST DOWNS:	20	22
TOTAL NET YARDS:	395	326
NET RUSHING YARDS:	59	181
NET PASSING YARDS:	336	145
PENALTIES/YARDS:	5-57	3-15
3RD DOWN EFFICIENCY (%):	6-14 (42.9%)	2-7 (28.6%)
PUNTS/AVERAGE:	2-37.5	4-44.5
SACKS/YARDS:	3-13	0-0
FUMBLES/LOST:	3-2	1-0
POINTS OFF TURNOVERS:	0	0
AVG. DRIVE START:	OWN 21	OWN 25
TIME OF POSSESSION:	34:14	25:46

INDIVIDUAL TOP PERFORMERS



PASSING

Player	CMP	ATT	YDS	TD	INT	RT
J.Herbert	27	39	349	0	0	97.1
K.Murray	14	26	145	1	1	67.0

RUSHING

Player	ATT	YDS	AVG	LG	TD
J.Dobbins	14	40	2.9	11	0
K.Videl	3	10	3.3	7	0
J.Conner	19	101	5.3	14	0
K.Murray	6	64	10.7	44	1

RECEIVING

Player	REC	YDS	AVG	LG	TD
W.Dissly	8	81	10.1	18	0
L.McConkey	5	46	9.2	21	0
J.Palmer	4	63	15.8	24	0
S.Fehoko	3	45	15.0	25	0
T.McBride	5	51	10.2	14	0
M.Harrison	3	21	7.0	10	0
J.Conner	2	51	25.5	33	0
Mi.Wilson	1	15	15.0	15	0

TACKLES (SOLO) – LAC: D.James 8 (5), C.Hart 7 (6), A.Gilman 5 (3); **ARI:** K.White 10 (3), M.Melton 9 (8), B.Baker 8 (4).

SACKS – LAC: None; **ARI:** N.Jones 1.0-8, D.Stills 1-1, B.Stille 1-4.


INTERCEPTIONS – LAC: T.Tart 1-4-0; **ARI:** None.

STARTERS

WR.... J. Palmer	OLB.....K.Mack	WR.... M.Harrison	NT.....R.Lopez
WR.... L.McConkey	DL.....P.Ford	TE..... T.McBride	DT..... L.Collier
WR.... S.Fehoko	DL.....O.Ogbonnia	LT..... P.Johnson	OLB...D.Gardeck
LT..... R.Slater	DL.....M.Fox	LG..... E.Brown	ILB.....K.White
LG..... Z.Johnson	OLB...T.Tuipulotu	C..... H.Froholdt	ILB.... Ma.Wilson
C..... B.Bozeman	LB.....D.Henley	RG..... T.Colon	OLB.... Z.Collins
RG..... T.Pipkins	LB..... D.Perryman	RT..... K.Beachum	CB..... S.Thomas
RT..... J.Alt	CB..... C.Hart	TE..... T.Reiman	CB..... G.Williams
TE..... E.Tomlinson	CB..... T.Still	WR.... Mi.Wilson	CB ...S.Murphy-Bunting
QB..... J.Herbert	S..... D.James	QB..... K.Murray	S.....J.Thompson
RB..... J.Dobbins	S..... A.Gilman	RB..... J.Conner	S.....B.Baker

2024 GAME SUMMARIES

WEEK 8 vs. NEW ORLEANS


SAINTS 8
CHARGERS 26
 Sunday, Oct. 27, 2024
 SoFi Stadium – Inglewood, Calif.

GAME STATISTICS

TEAM	1	2	3	4	OT	F
New Orleans	2	3	3	0	—	8
L.A. Chargers	0	9	7	10	—	26

SCORING SUMMARY

Team	Q	Time	Play
Saints	1	10:20	J.Scott fumble forced by T.Hill out of bounds in end zone for a Safety
Chargers	2	14:55	C.Dicker 46 yd. Field Goal
Chargers	2	1:37	J.Dobbins 1 yd. run (kick failed, wl)
Saints	2	0:05	B.Grupe 40 yd. Field Goal
Chargers	3	8:48	L.McConkey 60 yd. pass from J.Herbert (C.Dicker kick)
Saints	3	1:05	B.Grupe 43 yd. Field Goal
Chargers	4	11:55	C.Dicker 29 yd. Field Goal
Chargers	4	3:22	L.McConkey 9 yd. pass from J.Herbert (C.Dicker kick)

TEAM STATISTICS

	NO	LAC
FIRST DOWNS:	15	19
TOTAL NET YARDS:	366	378
NET RUSHING YARDS:	117	122
NET PASSING YARDS:	249	256
PENALTIES/YARDS:	7-66	4-37
3RD DOWN EFFICIENCY (%):	2-16 (12.5%)	3-12 (25.0%)
PUNTS/AVERAGE:	9-48.6	6-57.3
SACKS/YARDS:	5-32	3-23
FUMBLES/LOST:	0-0	2-0
POINTS OFF TURNOVERS:	0	0
AVG. DRIVE START:	OWN 32	OWN 30
TIME OF POSSESSION:	28:52	31:08

INDIVIDUAL TOP PERFORMERS



PASSING

Player	CMP	ATT	YDS	TD	INT	RT
J.Herbert	20	32	279	2	0	111.3
S.Rattler	12	24	156	0	0	70.8

RUSHING

Player	ATT	YDS	AVG	LG	TD
J.Dobbins	17	57	3.4	13	1
J.Herbert	4	49	12.3	38	0
A.Kamara	10	67	6.7	24	0
T.Hill	4	20	5.0	8	0

RECEIVING

Player	REC	YDS	AVG	LG	TD
L.McConkey	6	111	18.5	60	2
W.Dissly	5	41	8.2	16	0
J.Dobbins	4	11	2.8	15	0
J.Palmer	2	72	36.0	45	0
C.Olave	8	107	13.4	28	0
A.Kamara	6	55	9.2	37	0
J.Johnson	3	48	16.0	22	0
T.Hill	2	21	10.5	14	0

TACKLES (SOLO) - LAC: D.Henley 10 (6), D.James 6 (4), C.Hart 5 (4); **NO:** P.Werner 9 (7), D.Davis 9 (5), T.Mathieu 5 (0).


SACKS - LAC: B.Dupree 1-11, T.Tuipulotu 1-2, K.Mack 1-8, P.Ford 1-5, S.Matlock 1-6; **NO:** K.Saunders 1-10, A.Taylor 0.5-2.5, C.Young 0.5-2.5.

INTERCEPTIONS - LAC: None; **NO:** None.

STARTERS

WR.....S.Fehoko	OLB.....K.Mack	WR.....C.Olave	DT.....N.Shepherd
WR.....J.Palmer	DL.....O.Ogbonnia	LT.....T.Fuaga	DT.....B.Brese
WR.....L.McConkey	DL.....P.Ford	LG.....L.Patrick	DE.....C.Granderson
LT.....R.Slater	OLB...T.Tuipulotu	C.....C.McGovern	DE.....C.Jordan
LG.....Z.Johnson	LB.....D.Henley	RG.....C.Ruiz	MLB.....D.Davis
C.....B.Bozeman	LB...D.Perryman	RT.....T.Penning	LB.....P.Werner
RG.....T.Pipkins	CB.....K.Fulton	TE.....F.Moreau	DB.....J.Howden
RT.....J.Alt	CB.....T.Still	TE.....J.Johnson	FS.....T.Mathieu
TE.....W.Dissly	CB.....C.Hart	TE.....T.Hill	CB.....A.Taylor
QB.....J.Herbert	S.....A.Gilman	QB.....S.Rattler	CB...K.McKinsty
RB.....J.Dobbins	S.....D.James	RB.....A.Kamara	CB...M.Lattimore

WEEK 9 AT CLEVELAND


CHARGERS 26
BROWNS 3
 Sunday, Nov. 3, 2024
 Huntington Bank Field – Cleveland, Ohio

GAME STATISTICS

TEAM	1	2	3	4	OT	F
L.A. Chargers	7	13	0	7	—	27
Cleveland	0	3	0	7	—	10

SCORING SUMMARY

Team	Q	Time	Play
Chargers	1	6:49	J.Palmer 28 yd. pass from J.Herbert (C.Dicker kick)
Browns	2	9:30	D.Hopkins 38 yd. Field Goal
Chargers	2	8:01	Q.Johnston 66 yd. pass from J.Herbert (kick failed, wl)
Chargers	2	3:30	J.Dobbins 16 yd. run (C.Dicker kick)
Chargers	4	4:16	J.Dobbins 7 yd. run (C.Dicker kick)
Browns	4	0:44	C.Tillman 17 yd. pass from J.Winston (D.Hopkins kick)

TEAM STATISTICS

	LAC	CLE
FIRST DOWNS:	13	21
TOTAL NET YARDS:	342	292
NET RUSHING YARDS:	96	79
NET PASSING YARDS:	246	213
PENALTIES/YARDS:	5-35	4-25
3RD DOWN EFFICIENCY (%):	5-14 (35.7%)	6-17 (35.3%)
PUNTS/AVERAGE:	7-47.1	6-53.0
SACKS/YARDS:	6-22	6-36
FUMBLES/LOST:	0-0	1-0
POINTS OFF TURNOVERS:	0	0
AVG. DRIVE START:	OWN 31	OWN 32
TIME OF POSSESSION:	25:51	34:09

INDIVIDUAL TOP PERFORMERS



PASSING

Player	CMP	ATT	YDS	TD	INT	RT
J.Herbert	18	27	282	2	0	125.8
J.Winston	26	46	235	1	3	50.5

RUSHING

Player	ATT	YDS	AVG	LG	TD
J.Dobbins	14	85	6.1	34	2
K.Vidal	5	7	1.4	7	0
N.Chubb	15	39	2.6	11	0
J.Winston	5	27	5.4	13	0

RECEIVING

Player	REC	YDS	AVG	LG	TD
L.McConkey	5	64	12.8	20	0
Q.Johnston	4	118	29.5	66	1
J.Palmer	2	63	31.5	28	1
J.Dobbins	2	20	10.0	10	0
J.Jeudy	7	73	10.4	13	0
C.Tillman	6	75	12.5	17	1
D.Njoku	5	29	5.8	11	0
J.Akins	3	32	10.7	21	0

TACKLES (SOLO) - LAC: D.Henley 13 (8), D.James 7 (4), E.Molden 6 (2); **CLE:** D.Bush 8 (6), G.Delpit 7 (5), M.Garrett 5 (4).

SACKS - LAC: T.Tuipulotu 2.5-3.5, M.Fox 2.0-11, K.Mack 1.0-7, C.Hart 0.5-0.5; **CLE:** M.Garret 3.0-16, D.Tomlinson 1.5-14, D.Bush 1.0-2, S.Harris 0.5-4.

INTERCEPTIONS - LAC: A.Gilman 1-18-0, T.Still 1-1-0, E.Molden 1-0-0; **CLE:** None.

STARTERS

WR.....Q.Johnston	OLB.....K.Mack	WR.....C.Tillman	DE.....M.Garrett
LT.....R.Slater	DL.....P.Ford	WR.....E.Moore	DT.....S.Harris
LG.....Z.Johnson	DL.....O.Ogbonnia	D.Jones	DT.....D.Tomlinson
C.....B.Bozeman	OLB...T.Tuipulotu	LG.....J.Bitonio	DE.....Z.Smith
RG.....T.Pipkins	LB.....D.Henley	C.....E.Pocic	LB.....D.Bush
RT.....J.Alt	LB...D.Perryman	RG.....W.Teller	LB.....M.Diabate
TE.....W.Dissly	S.....D.James	RT.....J.Conklin	LB.....W.Reid
WR.....L.McConkey	S.....A.Gilman	TE.....D.Njoku	S.....G.Delpit
QB.....J.Herbert	CB.....C.Hart	WR.....J.Jeudy	S.....J.Thornhill
FB.....S.Matlock	CB.....E.Molden	QB.....J.Winston	CB.....D.Ward
RB.....J.Dobbins	CB.....T.Still	RB.....N.Chubb	CB....M.Emeron

2024 GAME SUMMARIES

WEEK 10 vs. TENNESSEE



TITANS 17 CHARGERS 27

Sunday, Nov. 10, 2024
SoFi Stadium – Inglewood, Calif.



GAME STATISTICS

TEAM	1	2	3	4	OT	F
Tennessee	7	0	3	7	–	17
L.A. Chargers	3	10	7	7	–	27

SCORING SUMMARY

Team	Q	Time	Play
Chargers	1	8:08	C.Dicker 21 yd. Field Goal
Titans	1	4:25	C.Ridley 41 yd. pass from W.Lewis (N.Folk kick)
Chargers	2	12:07	C.Dicker 37 yd. Field Goal
Chargers	2	1:55	J.Herbert 4 yd. run (C.Dicker kick)
Titans	3	7:51	N.Folk 27 yd. Field Goal
Chargers	3	3:24	Q.Johnston 16 yd. pass from J.Herbert (C.Dicker kick)
Chargers	4	7:39	H.Haskins 1 yd. run (C.Dicker kick)
Titans	4	0:49	C.Ridley 15 yd. pass from W.Lewis (N.Folk kick)

TEAM STATISTICS

	TEN	LAC
FIRST DOWNS:	19	23
TOTAL NET YARDS:	289	309
NET RUSHING YARDS:	132	145
NET PASSING YARDS:	157	164
PENALTIES/YARDS:	9-68	5-30
3RD DOWN EFFICIENCY (%):	3-9 (33.3%)	4-10 (40.0%)
PUNTS/AVERAGE:	4-53.5	3-38.7
SACKS/YARDS:	0/0	7/18
FUMBLES/LOST:	1-0	0-0
POINTS OFF TURNOVERS:	0	0
AVG. DRIVE START:	OWN 31	OWN 30
TIME OF POSSESSION:	29:01	30:59

INDIVIDUAL TOP PERFORMERS



PASSING

J.Herbert	CMP	ATT	YDS	TD	INT	RT	W.Lewis	CMP	ATT	YDS	TD	INT	RT
14	18	164	1	0	123.1	7	18	23	175	2	0	127.4	

RUSHING

G.Edwards	ATT	YDS	AVG	LG	TD	T.Spears	ATT	YDS	AVG	LG	TD			
10	55	5.5	11	0	7	47	6.7	19	0	9	44	4.9	15	0

RECEIVING

W.Dissly	REC	YDS	AVG	LG	TD	C.Ridley	REC	YDS	AVG	LG	TD			
5	30	6.0	14	0	5	84	16.8	41	2	4	19	4.8	15	0

TACKLES (SOLO) – LAC: D.Henley 13 (10), E.Molden 8 (4), B.Dupree 5 (4); **TEN:** J.Gibbens 15 (10), M.Brown 7 (5), K.Murray 6 (3).

SACKS – LAC: T.Tuipulotu 2-7, B.Dupree 2-1, P.Ford 1-7, J.Bosa 1-2, D.Henley 1-1; **TEN:** None.

INTERCEPTIONS – LAC: None; **TEN:** None.

STARTERS

WR ... Q.Johnston	OLB K.Mack	WR ... N.Westbrook-Ikhine	OLB A.Key
LT R.Slater	DL P.Ford	TE N.Vannett	NT T.Sweat
LG Z.Johnson	DL O.Ogbonnia	LT J.Latham	DT J.Simmons
C B.Bozeman	OLB .. T.Tuipulotu	LG P.Skoronski	OLB H.Landry
RG ... J.Salyer	LB ... D.Perryman	C D.Brunskill	ILB K.Murray
RT ... J.Alt	LB D.Henley	RG D.Radunz	LB J.Gibbens
WR ... J.Reagor	S D.James	RT L.Watson	CB R.McCrear
TE ... W.Dissly	S A.Gilman	WR ... C.Ridley	CB D.Baker
WR ... L.McConkey	CB C.Hart	WR T.Boyd	CB J.Brownlee
QB ... J.Herbert	CB E.Molden	QB W.Lewis	S A.Hooker
RB ... J.Dobbins	CB T.Still	RB T.Pollard	S M.Brown

WEEK 11 vs. CINCINNATI



BENGALS 27 CHARGERS 34

Sunday, Nov. 17, 2024
SoFi Stadium – Inglewood, Calif.



GAME STATISTICS

TEAM	1	2	3	4	OT	F
Cincinnati	3	3	14	7	–	27
L.A. Chargers	7	17	3	7	–	34

SCORING SUMMARY

Team	Q	Time	Play
Bengals	1	6:27	E.McPherson 26 yd. Field Goal
Chargers	1	3:34	W.Dissly 29 yd. pass from J.Herbert (C.Dicker kick)
Bengals	2	12:54	E.McPherson 27 yd. Field Goal
Chargers	2	11:02	Q.Johnston 26 yd. pass from J.Herbert (C.Dicker kick)
Chargers	2	4:35	J.Dobbins 1 yd. run (C.Dicker kick)
Chargers	2	0:00	C.Dicker 19 yd. Field Goal
Chargers	3	10:29	C.Dicker 53 yd. Field Goal
Bengals	3	5:27	J.Chase 4 yd. pass from J.Burrow (E.McPherson kick)
Bengals	3	2:53	T.Higgins 42 yd. pass from J.Burrow (E.McPherson kick)
Bengals	4	12:21	J.Chase 17 yd. pass from J.Burrow (E.McPherson kick)
Chargers	4	0:18	J.Dobbins 29 yd. run (C.Dicker kick)

TEAM STATISTICS

	CIN	LAC
FIRST DOWNS:	24	24
TOTAL NET YARDS:	452	435
NET RUSHING YARDS:	110	155
NET PASSING YARDS:	342	280
PENALTIES/YARDS:	8-56	5-50
3RD DOWN EFFICIENCY (%):	5-17 (29.4%)	3-11 (27.3%)
PUNTS/AVERAGE:	5-50.0	6-46.7
SACKS/YARDS:	2/17	3/14
FUMBLES/LOST:	0-0	1-1
POINTS OFF TURNOVERS:	7	0
AVG. DRIVE START:	OWN 29	OWN 29
TIME OF POSSESSION:	34:08	25:52

INDIVIDUAL TOP PERFORMERS



PASSING

J.Herbert	CMP	ATT	YDS	TD	INT	RT	J.Burrow	CMP	ATT	YDS	TD	INT	RT
17	36	297	2	0	94.3	28	50	356	3	0	98.4		

RUSHING

J.Herbert	ATT	YDS	AVG	LG	TD	C.Brown	ATT	YDS	AVG	LG	TD			
5	65	13.0	30	0	22	86	3.9	27	0	2	28	14.0	14	0

RECEIVING

L.McConkey	REC	YDS	AVG	LG	TD	T.Higgins	REC	YDS	AVG	LG	TD			
6	123	20.5	28	0	9	148	16.4	42	1	4	80	20.0	29	1

TACKLES (SOLO) – LAC: D.Henley 11 (5), D.James 10 (7), A.Gilman 6 (4); **CIN:** G.Stone 9 (8), L.Wilson 8 (4), G.Pratt 8 (4).

SACKS – LAC: T.Tuipulotu 1.5-5, P.Ford 1-7, D.James 0.5-2; **CIN:** J.Ossai 1-12, T.Hendrickson 0.5-2.5, C.Taylor-Britt 0.5-2.5.

INTERCEPTIONS – LAC: None; **CIN:** None.

STARTERS

WR ... Q.Johnston	DL P.Ford	WR ... T.Higgins	DE S.Hubbard
TE T.Fisk	DL ... O.Ogbonnia	LT C.Ford	DT B.Hill
LT ... R.Slater	OLB .. T.Tuipulotu	LG ... C.Volson	DE K.Jenkins
LG Z.Johnson	OLB J.Bosa	C T.Karras	RDE .. T.Hendrickson
C B.Bozeman	LB ... D.Perryman	RG ... A.Cappa	LB L.Wilson
RG ... J.Pipkins	LB D.Henley	RT ... A.Mims	LB G.Pratt
RT ... J.Alt	CB C.Hart	WR ... J.Chase	NCB M.Hilton
WR ... L.McConkey	CB E.Molden	TE ... D.Sample	CB ... C.Taylor-Britt
WR ... J.Palmer	CB K.Fulton	TE M.Gesicki	CB D.Turner
QB ... J.Herbert	CB D.James	QB ... J.Burrow	S G.Stone
RB ... G.Edwards	S A.Gilman	HB ... C.Brown	S V.Bell

2024 GAME SUMMARIES

WEEK 12 vs. BALTIMORE



**RAVENS 17
CHARGERS 27**

Monday, Nov. 25, 2024
SoFi Stadium – Inglewood, Calif.



GAME STATISTICS

TEAM	1	2	3	4	OT	F
Baltimore	0	14	3	13	—	30
L.A. Chargers	7	6	3	7	—	23

SCORING SUMMARY

Team	Q	Time	Play
Chargers	1	9:45	J.Herbert 5 yd. run (C.Dicker kick)
Chargers	2	11:26	C.Dicker 42 yd. Field Goal
Ravens	2	7:48	L.Jackson 10 yd. run (J.Tucker kick)
Ravens	2	0:24	R.Bateman 40 yd. pass from L.Jackson (J.Tucker kick)
Chargers	2	0:00	C.Dicker 52 yd. Field Goal
Ravens	3	9:29	J.Tucker 45 yd. Field Goal
Chargers	3	4:08	C.Dicker 52 yd. Field Goal
Ravens	4	12:32	M.Andrews 6 yd. pass from L.Jackson (pass failed)
Ravens	4	7:24	J.Hill 51 yd. run (J.Tucker kick)
Chargers	4	0:46	G.Edwards 1 yd. run (C.Dicker kick)

TEAM STATISTICS

	BAL	LAC
FIRST DOWNS:	19	19
TOTAL NET YARDS:	389	285
NET RUSHING YARDS:	212	83
NET PASSING YARDS:	177	202
PENALTIES/YARDS:	9-102	7-62
3RD DOWN EFFICIENCY (%):	8-15 (53.3%)	5-14 (35.7%)
PUNTS/AVERAGE:	3-54.3	4-41.3
SACKS/YARDS:	4/16	1/0
FUMBLES/LOST:	0-0	1-0
POINTS OFF TURNOVERS:	0	0
AVG. DRIVE START:	OWN 26	OWN 31
TIME OF POSSESSION:	30:57	29:03

INDIVIDUAL TOP PERFORMERS



PASSING

	CMP	ATT	YDS	TD	INT	RT		CMP	ATT	YDS	TD	INT	RT
J.Herbert	21	36	218	0	0	75.9	L.Jackson	16	22	177	2	0	126.4

RUSHING

	ATT	YDS	AVG	LG	TD		ATT	YDS	AVG	LG	TD
J.Dobbins	6	40	6.7	17	0	D.Henry	24	140	5.8	27	0
J.Herbert	4	29	7.3	12	1	J.Hill	4	55	13.8	51	1

RECEIVING

	REC	YDS	AVG	LG	TD		REC	YDS	AVG	LG	TD
L.McConkey	6	83	13.8	19	0	Z.Flowers	5	62	12.4	25	0
W.Dissly	4	47	11.8	18	0	M.Andrews	5	44	8.8	16	1
J.Palmer	3	38	12.7	17	0	R.Bateman	2	43	21.5	40	1
J.Dobbins	3	19	6.3	11	0	J.Hill	2	7	3.5	9	0

TACKLES (SOLO) - LAC: D.Henley 10 (4), N.Niemann 8 (4), T.Still 7 (4); **BAL:** M.Harrison 12 (6), N.Wiggins 6 (6), A.Washington 4 (4).

SACKS - LAC: D.James Jr. 1-0; **BAL:** K.Van Noy 1-8, B.Stephens 1-4, O.Oweh 1-3, J.Tupou 1-1.

INTERCEPTIONS - LAC: None; **BAL:** None.

STARTERS

TE..... T.Fisk	OLB..... K.Mack	TE..... M.Andrews	OLB... T.Robinson
LT..... R.Slater	DL..... O.Ogbonnia	LT..... R.Stanley	DT... N.Madubuike
LG..... Z.Johnson	DL..... P.Ford	LG..... P.Mekari	DT..... T.Jones
C..... B.Bozeman	OLB..... J.Bosa	C..... T.Linderbaum	DL... B.Washington
RG..... T.Pipkins	LB..... D.Henley	RG..... D.Faalele	WLB... T.Simpson
RT..... J.Alt	LB..... T.Dye	RT..... R.Rosengarten	LB..... K.Welch
WR... J.Palmer	CB..... E.Molden	TE..... I.Likely	LB..... M.Harrison
WR... Q.Johnston	CB..... K.Fulton	WR.... R.Bateman	CB.... B.Stephens
QB.... J.Herbert	CB..... T.Still	WR.... Z.Flowers	CB... M.Humphrey
FB.... S.Matlock	S..... D.James	QB.... L.Jackson	S.... A.Washington
RB.... J.Dobbins	S..... A.Gilman	RB.... D.Henry	S..... K.Hamilton

WEEK 13 AT ATLANTA



**CHARGERS 17
FALCONS 13**

Sunday, Dec. 1, 2024
Mercedes-Benz Stadium – Atlanta, Ga.



GAME STATISTICS

TEAM	1	2	3	4	OT	F
L.A. Chargers	3	6	8	0	—	17
Atlanta	7	0	6	0	—	13

SCORING SUMMARY

Team	Q	Time	Play
Falcons	1	3:59	B.Robinson 2 yd. run (Y.Koo kick)
Chargers	1	1:39	C.Dicker 45 yd. Field Goal
Chargers	2	11:08	C.Dicker 51 yd. Field Goal
Chargers	2	0:58	C.Dicker 34 yd. Field Goal
Falcons	3	7:23	Y.Koo 41 yd. Field Goal
Chargers	3	1:39	T.Still 61 yd. interception return (J.Herbert-J.Palmer pass)
Falcons	3	0:03	Y.Koo 26 yd. Field Goal

TEAM STATISTICS

	LAC	ATL
FIRST DOWNS:	10	24
TOTAL NET YARDS:	187	350
NET RUSHING YARDS:	56	116
NET PASSING YARDS:	131	234
PENALTIES/YARDS:	7-33	2-10
3RD DOWN EFFICIENCY (%):	3-11 (27.3%)	3-14 (21.4%)
PUNTS/AVERAGE:	3-48.7	2-41.0
SACKS/YARDS:	1-11	5/19
FUMBLES/LOST:	2-1	1-0
POINTS OFF TURNOVERS:	10	7
AVG. DRIVE START:	OWN 26	OWN 33
TIME OF POSSESSION:	24:05	35:55

INDIVIDUAL TOP PERFORMERS



PASSING

	CMP	ATT	YDS	TD	INT	RT		CMP	ATT	YDS	TD	INT	RT
J.Herbert	16	23	147	0	0	86.7	K.Cousins	24	39	245	0	4	40.0

RUSHING

	ATT	YDS	AVG	LG	TD		ATT	YDS	AVG	LG	TD
G.Edwards	6	32	5.3	12	0	B.Robinson	26	102	3.9	15	1
K.Vidal	4	20	5.0	16	0	T.Allgeier	8	16	2.0	4	0

RECEIVING

	REC	YDS	AVG	LG	TD		REC	YDS	AVG	LG	TD
L.McConkey	9	117	13.0	48	0	D.London	9	86	9.6	17	0
Q.Johnston	2	12	6.0	8	0	B.Robinson	6	33	5.5	11	0
J.Palmer	1	11	11.0	11	0	R.McCloud	4	95	23.8	60	0
S.Smartt	1	3	3.0	3	0	D.Mooney	3	20	6.7	11	0

TACKLES (SOLO) - LAC: T.Dye 14 (7), D.James 10 (5), D.Henley 10 (3); **ATL:** K.Elliss 5 (3), C.Phillips 4 (3), D.Alford 4 (3).

SACKS - LAC: T.Tart 1.0-11; **ATL:** A.Ebiketie 2.0-2, K.Elliss 1-9, K.Street 1-7, D.Onyemata 1-1.

INTERCEPTIONS - LAC: T.Still 2-66-1, D.James 1-2-0, M.Maye 1-0-0; **ATL:** None.

STARTERS

WR... L.McConkey	OLB..... K.Mack	TE..... K.Pitts	OLB..... M.Judon
TE..... T.Fisk	DL..... P.Ford	LT..... Ja.Matthews	DL... D.Onyemata
LT..... R.Slater	DL..... O.Ogbonnia	LG..... M.Bergeron	DL..... E.Goldman
LG..... Z.Johnson	OLB..... J.Bosa	C..... D.Dalman	DL..... G.Jarrett
C..... B.Bozeman	LB..... T.Dye	RG..... C.Lindstrom	OLB..... L.Carter
RG..... T.Pipkins	LB..... D.Henley	RT.... K.McGary	ILB... N.Landman
RT..... J.Alt	CB..... K.Fulton	WR.... D.London	ILB..... K.Elliss
WR... D.Davis	CB..... E.Molden	WR.... R.McCloud	CB..... A.Terrell
QB.... J.Herbert	CB..... T.Still	WR.... D.Mooney	CB..... C.Phillips
FB.... S.Matlock	S..... D.James	QB.... K.Cousins	S..... J.Bates
RB.... G.Edwards	S..... T.Jefferson	RB.... B.Robinson	S..... J.Simmons

2024 GAME SUMMARIES

WEEK 14 AT KANSAS CITY



CHARGERS 17 CHIEFS 19

Sunday, Dec. 8, 2024

GEHA Field at Arrowhead Stadium – Kansas City, Mo.



GAME STATISTICS

TEAM	1	2	3	4	OT	F
L.A. Chargers	0	0	14	3	—	17
Kansas City	3	10	0	6	—	19

SCORING SUMMARY

Team	Q	Time	Play
Chiefs	1	10:05	M.Wright 47 yd. Field Goal
Chiefs	2	7:47	M.Wright 33 yd. Field Goal
Chiefs	2	0:47	D.Hopkins 9 yd. pass from P.Mahomes (M.Wright kick)
Chargers	3	7:12	G.Edwards 3 yd. run (C.Dicker kick)
Chargers	3	3:30	Q.Johnston 4 yd. pass from J.Herbert (C.Dicker kick)
Chiefs	4	13:04	M.Wright 50 yd. Field Goal
Chargers	4	4:35	C.Dicker 37 yd. Field Goal
Chiefs	4	0:00	M.Wright 31 yd. Field Goal

TEAM STATISTICS

	LAC	KC
FIRST DOWNS:	20	20
TOTAL NET YARDS:	288	298
NET RUSHING YARDS:	94	96
NET PASSING YARDS:	194	202
PENALTIES/YARDS:	7-50	8-98
3RD DOWN EFFICIENCY (%):	6-16 (46.2%)	8-15 (53.3%)
PUNTS/AVERAGE:	5-42.6	4-51.8
SACKS/YARDS:	3/8	3/19
FUMBLES/LOST:	1-0	0-0
POINTS OFF TURNOVERS:	0	0
AVG. DRIVE START:	OWN 24	OWN 24
TIME OF POSSESSION:	30:53	29:07

INDIVIDUAL TOP PERFORMERS



PASSING

	CMP	ATT	YDS	TD	INT	RT		CMP	ATT	YDS	TD	INT	RT
J.Herbert	21	30	213	1	0	101.1	P.Mahomes	24	37	210	1	0	88.8

RUSHING

	ATT	YDS	AVG	LG	TD		ATT	YDS	AVG	LG	TD
G.Edwards	10	36	3.6	10	1	I.Pacheco	14	55	3.9	9	0
K.Vidal	8	34	4.3	8	0	P.Mahomes	4	17	4.3	10	0

RECEIVING

	REC	YDS	AVG	LG	TD		REC	YDS	AVG	LG	TD
J.Palmer	6	78	13.0	38	0	T.Kelce	5	45	9.0	13	0
Q.Johnston	5	48	9.6	21	1	X.Worthy	5	41	8.2	14	0
S.Smartt	3	54	18.0	24	0	D.Hopkins	4	32	8.0	10	1
W.Dissly	2	19	9.5	15	0	N.Gray	4	26	6.5	8	0

TACKLES (SOLO) – LAC: D.Henley 8 (6), T.Still 6 (6), T.Dye 6 (4); KC: C.Conner 8 (6), D.Tranquill 7 (4), N.Bolton 5 (5).

SACKS – LAC: D.James 1-6, J.Bosa 1-7, K.Mack 0.5-1, T.Tuipulotu 0.5-1; KC: T.Wharton 2-11, N.Bolton 1-8.

INTERCEPTIONS – LAC: None; KC: None.

STARTERS

WR.....J.Palmer	OLB.....K.Mack	WR.....D.Hopkins	DE.....G.Karlaftis
TE.....T.Fisk	DL.....P.Ford	TE.....N.Gray	DT.....C.Jones
LT.....R.Slater	DL.....O.Ogbonnia	LT.....D.Humphries	DT.....M.Pennel
LG.....Z.Johnson	OLB.....J.Bosa	LG.....J.Thuney	DE.....M.Danna
C.....B.Bozeman	LB.....T.Dye	C.....C.Humphrey	LB.....N.Bolton
RG.....T.Pipkins	LB.....D.Henley	RG.....T.Smith	LB.....D.Tranquill
RT.....J.Alt	CB.....K.Fulton	RT.....J.Taylor	LB.....L.Chenal
WR.....J.Reagor	CB.....T.Still	TE.....T.Kelce	CB.....T.McDuffie
QB.....J.Herbert	S.....D.James	WR.....X.Worthy	CB.....J.Williams
FB.....S.Matlock	S.....E.Molden	QB.....P.Mahomes	S.....J.Reid
RB.....G.Edwards	S.....M.Maye	RB.....I.Pacheco	S.....B.Cook

WEEK 15 vs. TAMPA BAY



BUCCANEERS 40 CHARGERS 17

Sunday, Dec. 15, 2024

SoFi Stadium – Inglewood, Calif.



GAME STATISTICS

TEAM	1	2	3	4	OT	F
Tampa Bay	7	6	17	10	—	40
L.A. Chargers	7	10	0	0	—	17

SCORING SUMMARY

Team	Q	Time	Play
Buccaneers	1	11:14	J.McMillan 26 yd. pass from B.Mayfield (C.McLaughlin kick)
Chargers	1	6:18	L.McConkey 7 yd. pass from J.Herbert (C.Dicker kick)
Buccaneers	2	13:41	C.McLaughlin 22 yd. Field Goal
Chargers	2	8:47	C.Dicker 41 yd. Field Goal
Chargers	2	7:12	Q.Johnston 13 yd. pass from J.Herbert (C.Dicker kick)
Buccaneers	2	0:33	C.McLaughlin 37 yd. Field Goal
Buccaneers	3	10:23	M.Evans 57 yd. pass from B.Mayfield (C.McLaughlin kick)
Buccaneers	3	5:06	C.McLaughlin 42 yd. Field Goal
Buccaneers	3	1:36	M.Evans 35 yd. pass from B.Mayfield (C.McLaughlin kick)
Buccaneers	4	7:37	R.White 11 yd. pass from B.Mayfield (C.McLaughlin kick)
Buccaneers	4	2:51	C.McLaughlin 43 yd. Field Goal

TEAM STATISTICS

	TB	LAC
FIRST DOWNS:	24	14
TOTAL NET YARDS:	506	206
NET RUSHING YARDS:	223	32
NET PASSING YARDS:	283	174
PENALTIES/YARDS:	8-83	7-60
3RD DOWN EFFICIENCY (%):	9-15 (60.0%)	0-6 (0.0%)
PUNTS/AVERAGE:	0-0.0	3-47.0
SACKS/YARDS:	3/25	1/5
FUMBLES/LOST:	1-1	2-1
POINTS OFF TURNOVERS:	7	7
AVG. DRIVE START:	OWN 36	OWN 33
TIME OF POSSESSION:	36:48	23:12

INDIVIDUAL TOP PERFORMERS



PASSING

	CMP	ATT	YDS	TD	INT	RT		CMP	ATT	YDS	TD	INT	RT
J.Herbert	21	33	195	2	1	87.3	B.Mayfield	22	27	288	4	1	135.3

RUSHING

	ATT	YDS	AVG	LG	TD		ATT	YDS	AVG	LG	TD
G.Edwards	8	23	2.9	8	0	B.Irving	15	117	7.8	54	0
K.Vidal	3	9	3.0	7	0	R.White	15	64	4.3	11	0

RECEIVING

	REC	YDS	AVG	LG	TD		REC	YDS	AVG	LG	TD
L.McConkey	5	58	11.6	20	1	M.Evans	9	159	17.7	57	2
S.Smartt	5	50	10.0	31	0	J.McMillan	5	75	15.0	26	1
Q.Johnston	5	45	9.0	13	1	C.Otton	2	24	12.0	13	0
D.Chark	2	16	8.0	12	0	R.White	2	17	8.5	11	1

TACKLES (SOLO) – LAC: E.Molden 9 (7), T.Dye 9 (5), D.Henley 9 (3); TB: L.David 12 (8), J.Tryon 5 (4), Z.McCollum 4 (4).

SACKS – LAC: T.Dye 1-5; TB: L.David 1.5-15.5, L.Hall 1.5-9.5.

INTERCEPTIONS – LAC: T.Still 1-18-0; TB: J.Dean 1-0-0.

STARTERS

WR.....Q.Johnston	OLB.....K.Mack	WR.....M.Evans	OLB.....A.Nelson
WR.....L.Shenault	DL.....P.Ford	LT.....T.Wirfs	DL.....C.Kancey
LT.....R.Slater	DL.....O.Ogbonnia	LG.....B.Bredeson	NT.....V.Vea
LG.....Z.Johnson	OLB.....J.Bosa	C.....G.Barton	DT.....L.Hall
C.....B.Bozeman	LB.....T.Dye	RG.....C.Mauch	OLB.....Y.Diaby
RG.....T.Pipkins	LB.....D.Henley	RT.....L.Goedeke	LB.....L.David
RT.....J.Alt	CB.....K.Fulton	WR.....J.McMillan	CB.....J.Dean
TE.....S.Smartt	CB.....T.Still	WR.....S.Shepard	CB.....Z.McCollum
WR.....L.McConkey	S.....D.James	QB.....B.Mayfield	S.....C.Izien
QB.....J.Herbert	S.....E.Molden	TE.....C.Otton	S.....K.Merriweather
RB.....G.Edwards	S.....T.Jefferson	RB.....R.White	S.....T.Smith

2024 LOS ANGELES CHARGERS NUMERICAL ROSTER

ACTIVE ROSTER

No.	Name	Pos.	Ht.	Wt.	Age	Exp.	College	Hometown	How Acq.
0	Daiyan Henley	LB	6-0	225	25	2	Washington State	Los Angeles, Calif.	D3-'23
1	Quentin Johnston	WR	6-2	208	23	2	TCU	Temple, Texas	D1-'23
2	Easton Stick	QB	6-1	224	29	6	North Dakota State	Omaha, Neb.	D5-'19
3	Derwin James Jr.	S	6-2	215	28	7	Florida State	Haines City, Fla.	D1-'18
4	Gus Edwards	RB	6-1	238	29	7	Rutgers	Staten Island, N.Y.	UFA (Bal)-'24
5	Joshua Palmer	WR	6-1	210	25	4	Tennessee	Brampton, Ontario, Canada	D3a-'21
6	Denzel Perryman	LB	5-11	240	32	10	Miami	Coral Gables, Fla.	UFA (Hou)-'24
7	Kristian Fulton	CB	5-11	197	26	5	Louisiana State	New Orleans, La.	UFA (Ten)-'24
8	Taylor Heinicke	QB	6-1	210	31	7	Old Dominion	Atlanta, Ga.	T (Atl)-'24
9	DJ Chark Jr.	WR	6-3	200	28	7	Louisiana State	Alexandria, La.	FA-'24
10	Justin Herbert	QB	6-6	236	26	5	Oregon	Eugene, Ore.	D1a-'20
11	Cameron Dicker	K	6-1	216	24	3	Texas	Austin, Texas	FA-'22
12	Derius Davis	WR	5-8	165	24	2	TCU	St. Francisville, La.	D4-'23
15	Ladd McConkey	WR	6-0	185	23	R	Georgia	Chatsworth, Ga.	D2-'24
16	JK Scott	P	6-5	208	29	6	Alabama	Denver, Colo.	FA-'22
20	Cam Hart	CB	6-2	207	24	R	Notre Dame	Baltimore, Md.	D5b-'24
22	Elijah Molden	DB	5-10	192	25	4	Washington	West Linn, Ore.	T (Ten)-'24
23	Tony Jefferson	S	5-11	212	32	10	Oklahoma	Chula Vista, Calif.	FA-'24
24	Marcus Maye	S	6-0	207	31	8	Florida	Melbourne, Fla.	W (Mia)-'24
25	Junior Colson	LB	6-3	247	22	R	Michigan	Franklin, Tenn.	D3-'24
28	Hassan Haskins	RB	6-2	228	25	3	Michigan	St. Louis, Mo.	W (Ten)-'24
29	Tarheeb Still	CB	6-1	196	22	R	Maryland	Sicklerville, N.J.	D5a-'24
30	Kimani Vidal	RB	5-8	215	23	R	Troy	Marietta, Ga.	D6-'24
31	Nick Niemann	LB	6-3	234	27	4	Iowa	Sycamore, Ill.	D6a-'21
33	Deane Leonard	DB	6-0	195	25	3	Mississippi	Calgary, Alberta, Canada	D7a-'22
36	Ja'Sir Taylor	DB	5-10	185	25	3	Wake Forest	Asbury Park, N.J.	D6b-'22
42	Tucker Fisk	TE	6-4	285	25	2	Stanford	Davis, Calif.	FA-'24
43	Troy Dye	LB	6-3	225	28	5	Oregon	Norco, Calif.	UFA (Min)-'24
44	Scott Matlock	FB/DL	6-4	296	24	2	Boise State	Homedale, Idaho	D6-'23
45	Tuli Tuipulotu	OLB	6-3	266	22	2	Southern California	Hawthorne, Calif.	D2-'23
47	Josh Harris	LS	6-1	224	35	13	Auburn	Carrollton, Ga.	UFA (Atl)-'22
48	Bud Dupree	OLB	6-4	269	31	10	Kentucky	Macon, Ga.	FA-'24
52	Khalil Mack	OLB	6-3	269	33	11	Buffalo	Fort Pierce, Fla.	T (Chi)-'22
56	Morgan Fox	DL	6-3	275	30	8	Colorado State-Pueblo	Fountain, Colo.	FA-'22
58	Shaquille Quarterman	LB	6-0	234	27	5	Miami	Orange Park, Fla.	FA-'24
62	Sam Mustipher	C	6-3	306	29	5	Notre Dame	Owings Mills, Md.	FA-'24
64	Brenden Jaimes	OL	6-5	300	25	4	Nebraska	Austin, Texas	D5-'21
68	Jamaree Salyer	OL	6-4	325	24	3	Georgia	Atlanta, Ga.	D6a-'22
70	Rashawn Slater	T	6-4	315	25	4	Northwestern	Sugar Land, Texas	D1-'21
71	Jordan McFadden	OL	6-2	303	25	2	Clemson	Spartanburg, S.C.	D5-'23
73	Foster Sarell	T	6-6	322	26	3	Stanford	Tacoma, Wash.	FA-'21
75	Bradley Bozeman	C	6-5	325	30	7	Alabama	Roanoke, Ala.	FA-'24
76	Joe Alt	T	6-8	322	21	R	Notre Dame	North Oaks, Minn.	D1-'24
77	Zion Johnson	G	6-3	316	25	3	Boston College	Bowie, Md.	D1-'22
79	Trey Pipkins III	G/T	6-6	307	28	6	Sioux Falls	Apple Valley, Minn.	D3-'19
81	Will Dissly	TE	6-4	265	28	7	Washington	Bozeman, Mont.	FA-'24
84	Stone Smartt	TE	6-4	226	26	3	Old Dominion	Sacramento, Calif.	FA-'22
90	Tearl Tart	DL	6-2	315	27	5	Florida International	Philadelphia, Pa.	FA-'24
92	Justin Eboigbe	DL	6-5	292	23	R	Alabama	Forest Park, Ga.	D4-'24
93	Otito Ogbornia	DL	6-4	320	24	3	UCLA	Houston, Texas	D5-'22
95	Poona Ford	DL	5-11	310	29	7	Texas	Hilton Head, S.C.	UFA (Buf)-'24
97	Joey Bosa	OLB	6-5	280	29	9	Ohio State	Fort Lauderdale, Fla.	D1-'16

RESERVE/INJURED

No.	Name	Pos.	Ht.	Wt.	Age	Exp.	College	Hometown	How Acq.
26	Asante Samuel Jr.	CB	5-10	180	25	4	Florida State	Fort Lauderdale, Fla.	D2-'21
27	J.K. Dobbins	RB	5-10	215	25	5	Ohio State	La Grange, Texas	UFA (Bal)-'24
32	Alohi Gilman	S	5-10	201	27	5	Notre Dame	Laie, Hawaii	D6-'20
41	Eli Apple	CB	6-1	203	29	9	Ohio State	Philadelphia, Pa.	FA-'24
53	Chris Collins	OLB	6-5	255	25	R	Minnesota	Richmond, Va.	FA-'24
60	Bucky Williams	C/G	6-3	300	24	R	Appalachian State	Ringgold, Ga.	FA-'24
74	Tyler McLellan	T	6-8	355	25	R	Campbell	North Charleston, S.C.	FA-'24
82	Brenden Rice	WR	6-3	210	22	R	Southern California	Chandler, Ariz.	D7a-'24
87	Simi Fehoko	WR	6-4	218	27	4	Stanford	Salt Lake City, Utah	PS (Pit)-'23
88	Hayden Hurst	TE	6-4	245	31	7	South Carolina	Jacksonville, Fla.	FA-'24
89	Jalen Reagor	WR	5-11	197	25	4	TCU	Waxahachie, Texas	FA-'24
94	Chris Rumph II	OLB	6-2	244	26	4	Duke	Gainesville, Fla.	D4-'21

PRACTICE SQUAD

No.	Name	Pos.	Ht.	Wt.	Age	Exp.	College	Hometown	How Acq.
34	Jaret Patterson	RB	5-8	195	24	2	Buffalo	Glendale, Md.	FA-'23
35	Dicaprio Bootle	CB	5-10	180	27	2	Nebraska	Miami, Fla.	FA-'24
37	Shaun Wade	CB	6-1	195	26	4	Ohio State	Jacksonville, Fla.	FA-'24
38	Emany Johnson	S	6-2	218	24	R	Nevada	Richmond, Calif.	FA-'24
39	Jaylen Johnson	WR	6-2	194	24	R	East Carolina	Duluth, Ga.	FA-'24
40	Kendall Williamson	S	6-0	203	24	1	Stanford	Snellville, Ga.	FA-'24
41	Dez Fitzpatrick	WR	6-2	208	26	2	Louisville	Farmington Hills, Mich.	FA-'24
46	McCallan Castles	TE	6-5	252	25	R	Tennessee	South Lake Tahoe, Calif.	FA-'24
49	John Kelly	RB	5-10	205	28	2	Tennessee	Detroit, Mich.	FA-'24
50	Caleb Murphy	LB	6-3	254	25	1	Ferris State	Campbellsburg, Indiana	FA-'24
51	Jeremiah Jean-Baptiste	LB	6-2	230	23	R	Mississippi	Florida City, Fla.	FA-'24
57	Tre'Mon Morris-Brash	OLB	6-2	245	24	R	Central Florida	Richmond, Va.	FA-'24
61	Karsen Barnhart	G	6-5	316	23	R	Michigan	Paw Paw, Mich.	FA-'24
69	CJ Okoye	DL	6-6	315	23	1	—	Abuja, Nigeria	FA (IPP)-'23
83	Eric Tomlinson	TE	6-6	265	32	8	UTEP	Oklahoma City, Okla.	FA-'24
86	Laviska Shenault	WR	6-1	224	26	5	Colorado	DeSoto, Texas	FA-'24
91	Christopher Hinton	DL	6-4	310	24	2	Michigan	Johns Creek, Ga.	FA-'22

2024 LOS ANGELES CHARGERS ALPHABETICAL ROSTER

ACTIVE ROSTER

No.	Name	Pos.	Ht.	Wt.	DOB	Exp.	College	Hometown	How Acq.
76	Alt, Joe	T	6-8	322	2/28/03	R	Notre Dame	North Oaks, Minn.	D1-'24
97	Bosa, Joey	OLB	6-5	280	7/11/95	9	Ohio State	Fort Lauderdale, Fla.	D1-'16
75	Bozeman, Bradley	C	6-5	325	11/24/94	7	Alabama	Roanoke, Ala.	FA-'24
9	Chark Jr., DJ	WR	6-3	200	9/23/96	7	Louisiana State	Alexandria, La.	FA-'24
25	Colson, Junior	LB	6-3	247	12/6/02	R	Michigan	Franklin, Tenn.	D3-'24
12	Davis, Derius	WR	5-8	165	9/11/00	2	TCU	St. Francisville, La.	D4-'23
11	Dicker, Cameron	K	6-1	216	5/6/00	3	Texas	Austin, Texas	FA-'22
81	Dissly, Will	TE	6-4	265	7/8/96	7	Washington	Bozeman, Mont.	FA-'24
48	Dupree, Bud	OLB	6-4	269	2/12/93	10	Kentucky	Macon, Ga.	FA-'24
43	Dye, Troy	LB	6-3	225	9/18/96	5	Oregon	Norco, Calif.	UFA (Min)-'24
92	Eboigbe, Justin	DL	6-5	292	4/9/01	R	Michigan	Forest Park, Ga.	D4-'24
4	Edwards, Gus	RB	6-1	238	4/13/95	7	Rutgers	Staten Island, N.Y.	UFA (Bal)-'24
42	Fisk, Tucker	TE	6-4	285	1/19/99	2	Stanford	Davis, Calif.	FA-'24
95	Ford, Poona	DL	5-11	310	11/19/95	7	Texas	Hilton Head, S.C.	UFA (Buf)-'24
56	Fox, Morgan	DL	6-3	275	9/12/94	8	Colorado State-Pueblo	Fountain, Colo.	FA-'22
7	Fulton, Kristian	CB	5-11	197	9/3/98	5	Louisiana State	New Orleans, La.	UFA (Ten)-'24
47	Harris, Josh	LS	6-1	224	4/27/89	13	Auburn	Carrollton, Ga.	UFA (Atl)-'22
20	Hart, Cam	CB	6-2	207	12/5/00	R	Notre Dame	Baltimore, Md.	D5b-'24
28	Haskins, Hassan	RB	6-2	228	11/26/99	3	Michigan	St. Louis, Mo.	W (Ten)-'24
8	Heinicke, Taylor	QB	6-1	210	3/15/93	7	Old Dominion	Atlanta, Ga.	T (Atl)-'24
0	Henley, Daiyan	LB	6-0	225	11/18/99	2	Washington State	Los Angeles, Calif.	D3-'23
10	Herbert, Justin	QB	6-6	236	3/10/98	5	Oregon	Eugene, Ore.	D1a-'20
64	Jaimes, Brenden	OL	6-5	300	5/28/99	4	Nebraska	Austin, Texas	D5-'21
3	James Jr., Derwin	S	6-2	215	8/3/96	7	Florida State	Haines City, Fla.	D1-'18
23	Jefferson, Tony	S	5-11	212	1/27/92	10	Oklahoma	Chula Vista, Calif.	FA-'24
77	Johnson, Zion	G	6-3	316	11/18/99	3	Boston College	Bowie, Md.	D1-'22
1	Johnston, Quentin	WR	6-2	208	9/6/01	2	TCU	Temple, Texas	D1-'23
33	Leonard, Deane	DB	6-0	195	11/20/99	3	Mississippi	Calgary, Alberta, Canada	D7a-'22
52	Mack, Khalil	OLB	6-3	269	2/22/91	11	Buffalo	Fort Pierce, Fla.	T (Chi)-'22
44	Matlock, Scott	FB/DL	6-4	296	6/28/00	2	Boise State	Homedale, Idaho	D6-'23
24	Maye, Marcus	S	6-0	207	3/9/93	8	Florida	Melbourne, Fla.	W (Mia)-'24
15	McConkey, Ladd	WR	6-0	185	11/11/01	R	Georgia	Chatsworth, Ga.	D2-'24
71	McFadden, Jordan	OL	6-2	303	11/16/99	2	Clemson	Spartanburg, S.C.	D5-'23
22	Molden, Elijah	DB	5-10	192	1/30/99	4	Washington	West Linn, Ore.	T (Ten)-'24
62	Mustipher, Sam	C	6-3	306	8/13/96	5	Notre Dame	Owings Mills, Md.	FA-'24
31	Niemann, Nick	LB	6-3	234	12/2/97	4	Iowa	Sycamore, Ill.	D6a-'21
93	Ogbonnia, Otito	DL	6-4	320	8/25/00	3	UCLA	Houston, Texas	D5-'22
5	Palmer, Joshua	WR	6-1	210	9/22/99	4	Tennessee	Brampton, Ontario, Canada	D3a-'21
6	Perryman, Denzel	LB	5-11	240	12/5/92	10	Miami	Coral Gables, Fla.	UFA (Hou)-'24
58	Quarterman, Shaquille	LB	6-0	234	10/28/97	5	Miami	Orange Park, Fla.	FA-'24
79	Pipkins III, Trey	G/T	6-6	307	9/5/96	6	Sioux Falls	Apple Valley, Minn.	D3-'19
68	Salyer, Jamaree	OL	6-4	325	7/13/00	3	Georgia	Atlanta, Ga.	D6a-'22
73	Sarell, Foster	T	6-6	322	8/28/98	3	Stanford	Tacoma, Wash.	FA-'21
16	Scott, JK	P	6-5	208	10/30/95	6	Alabama	Denver, Colo.	FA-'22
70	Slater, Rashawn	T	6-4	315	3/26/99	4	Northwestern	Sugar Land, Texas	D1-'21
84	Smartt, Stone	TE	6-4	226	10/4/98	3	Old Dominion	Sacramento, Calif.	FA-'22
2	Stick, Easton	QB	6-1	224	9/15/95	6	North Dakota State	Omaha, Neb.	D5-'19
29	Still, Tarheeb	CB	6-1	196	6/9/02	R	Maryland	Sicklerville, N.J.	D5a-'24
90	Tart, Tear	DL	6-2	315	2/28/97	5	Florida International	Philadelphia, Pa.	FA-'24
36	Taylor, Ja'Sir	DB	5-10	185	1/8/99	3	Wake Forest	Asbury Park, N.J.	D6b-'22
45	Tuipulotu, Tuli	OLB	6-3	266	9/3/02	2	Southern California	Hawthorne, Calif.	D2-'23
30	Vidal, Kimani	RB	5-8	215	8/28/01	R	Troy	Marietta, Ga.	D6-'24

RESERVE/INJURED

No.	Name	Pos.	Ht.	Wt.	DOB	Exp.	College	Hometown	How Acq.
41	Apple, Eli	CB	6-1	203	9/9/95	9	Ohio State	Philadelphia, Pa.	FA-'24
53	Collins, Chris	OLB	6-5	255	12/14/99	R	Minnesota	Richmond, Va.	FA-'24
27	Dobbins, J.K.	RB	5-10	215	12/17/98	5	Ohio State	La Grange, Texas	UFA (Bal)-'24
87	Fehoko, Simi	WR	6-4	218	11/5/97	4	Stanford	Salt Lake City, Utah	PS (Pit)-'23
32	Gilman, Alohi	S	5-10	201	9/17/97	5	Notre Dame	Laie, Hawaii	D6-'20
88	Hurst, Hayden	TE	6-4	245	8/24/93	7	South Carolina	Jacksonville, Fla.	FA-'24
74	McLellan, Tyler	T	6-8	355	7/21/99	R	Campbell	North Charleston, S.C.	FA-'24
89	Reagor, Jalen	WR	5-11	197	1/2/99	4	TCU	Waxahachie, Texas	FA-'24
82	Rice, Brenden	WR	6-3	210	3/18/02	R	Southern California	Chandler, Ariz.	D7a-'24
94	Rumph II, Chris	OLB	6-2	244	10/19/98	4	Duke	Gainesville, Fla.	D4-'21
26	Samuel Jr., Asante	CB	5-10	180	10/3/99	4	Florida State	Fort Lauderdale, Fla.	D2-'21
60	Williams, Bucky	C/G	6-3	300	3/20/00	R	Appalachian State	Ringgold, Ga.	FA-'24

PRACTICE SQUAD

No.	Name	Pos.	Ht.	Wt.	DOB	Exp.	College	Hometown	How Acq.
61	Barnhart, Karsen	G	6-5	316	3/2/01	R	Michigan	Paw Paw, Mich.	FA-'24
35	Bootle, Dicaprio	CB	5-10	180	9/17/97	2	Nebraska	Miami, Fla.	FA-'24
46	Castles, McCallan	TE	6-5	252	12/3/99	R	Tennessee	South Lake Tahoe, Calif.	FA-'24
41	Fitzpatrick, Dez	WR	6-2	208	12/17/97	2	Louisville	Farmington Hills, Mich.	FA-'24
91	Hinton, Christopher	DL	6-4	310	9/14/00	2	Michigan	Johns Creek, Ga.	FA-'22
51	Jean-Baptiste, Jeremiah	LB	6-2	230	5/31/01	R	Mississippi	Florida City, Fla.	FA-'24
38	Johnson, Emany	S	6-2	218	11/17/00	R	Nevada	Richmond, Calif.	FA-'24
39	Johnson, Jaylen	WR	6-2	194	5/26/00	R	East Carolina	Duluth, Ga.	FA-'24
49	Kelly, John	RB	5-10	205	10/4/96	2	Tennessee	Detroit, Mich.	FA-'24
57	Morris-Brash, Tre'Mon	OLB	6-2	245	9/29/00	R	Central Florida	Richmond, Va.	FA-'24
50	Murphy, Caleb	LB	6-3	254	12/15/99	1	Ferris State	Campbellsburg, Indiana	FA-'24
69	Okoye, CJ	DL	6-6	315	10/20/01	1	—	Abuja, Nigeria	FA (IPP)-'23
34	Patterson, Jaret	RB	5-8	195	12/23/99	2	Buffalo	Glendale, Md.	FA-'23
86	Shenault, Laviska	WR	6-1	224	10/5/98	5	Colorado	DeSoto, Texas	FA-'24
83	Tomlinson, Eric	TE	6-6	265	4/22/92	8	UTEP	Oklahoma City, Okla.	FA-'24
37	Wade, Shaun	CB	6-1	195	9/15/98	4	Ohio State	Jacksonville, Fla.	FA-'24
40	Williamson, Kendall	S	6-0	203	8/24/00	1	Stanford	Snellville, Ga.	FA-'24

2024 LOS ANGELES CHARGERS POSITION ROSTER

QUARTERBACKS (3)

No.	Name	Pos.	Ht.	Wt.	Age	Exp.	College	Hometown	How Acq.
2	Easton Stick	QB	6-1	224	29	6	North Dakota State	Omaha, Neb.	D5-'19
8	Taylor Heinicke	QB	6-1	210	31	7	Old Dominion	Atlanta, Ga.	T (Atl)-'24
10	Justin Herbert	QB	6-6	236	26	5	Oregon	Eugene, Ore.	D1a-'20

RUNNING BACKS (4)

No.	Name	Pos.	Ht.	Wt.	Age	Exp.	College	Hometown	How Acq.
4	Gus Edwards	RB	6-1	238	29	7	Rutgers	Staten Island, N.Y.	UFA (Bal)-'24
28	Hassan Haskins	RB	6-2	228	25	3	Michigan	St. Louis, Mo.	W (Ten)-'23
30	Kimani Vidal	RB	5-8	215	23	R	Troy	Marietta, Ga.	D6-'24
44	Scott Matlock	FB/DL	6-4	296	24	2	Boise State	Homedale, Idaho	D6-'23

WIDE RECEIVERS (5)

No.	Name	Pos.	Ht.	Wt.	Age	Exp.	College	Hometown	How Acq.
1	Quentin Johnston	WR	6-2	208	23	2	TCU	Temple, Texas	D1-'23
5	Joshua Palmer	WR	6-1	210	25	4	Tennessee	Brampton, Ontario, Canada	D3a-'21
9	DJ Chark Jr.	WR	6-3	200	28	7	Louisiana State	Alexandria, La.	FA-'24
12	Derius Davis	WR	5-8	165	24	2	TCU	St. Francisville, La.	D4-'23
15	Ladd McConkey	WR	6-0	185	23	R	Georgia	Chatsworth, Ga.	D2-'24

TIGHT ENDS (3)

No.	Name	Pos.	Ht.	Wt.	Age	Exp.	College	Hometown	How Acq.
42	Tucker Fisk	TE	6-4	285	25	2	Stanford	Davis, Calif.	FA-'24
81	Will Dissly	TE	6-4	265	28	7	Washington	Bozeman, Mont.	FA-'24
84	Stone Smartt	TE	6-4	226	26	3	Old Dominion	Sacramento, Calif.	FA-'22

OFFENSIVE LINEMEN (10)

No.	Name	Pos.	Ht.	Wt.	Age	Exp.	College	Hometown	How Acq.
62	Sam Mustipher	C	6-3	306	29	5	Notre Dame	Owings Mills, Md.	FA-'24
64	Brenden Jaimes	OL	6-5	300	25	4	Nebraska	Austin, Texas	D5-'21
68	Jamaree Salyer	OL	6-4	325	24	3	Georgia	Atlanta, Ga.	D6a-'22
70	Rashawn Slater	T	6-4	315	25	4	Northwestern	Sugar Land, Texas	D1-'21
71	Jordan McFadden	OL	6-2	303	25	2	Clemson	Spartanburg, S.C.	D5-'23
73	Foster Sarell	T	6-6	322	26	3	Stanford	Tacoma, Wash.	FA-'21
75	Bradley Bozeman	C	6-5	325	30	7	Alabama	Roanoke, Ala.	FA-'24
76	Joe Alt	T	6-8	322	21	R	Notre Dame	North Oaks, Minn.	D1-'24
77	Zion Johnson	G	6-3	316	25	3	Boston College	Bowie, Md.	D1-'22
79	Trey Pipkins III	G/T	6-6	307	28	6	Sioux Falls	Apple Valley, Minn.	D3-'19

DEFENSIVE LINEMEN (6)

No.	Name	Pos.	Ht.	Wt.	Age	Exp.	College	Hometown	How Acq.
44	Scott Matlock	FB/DL	6-4	296	24	2	Boise State	Homedale, Idaho	D6-'23
56	Morgan Fox	DL	6-3	275	30	8	Colorado State-Pueblo	Fountain, Colo.	FA-'22
90	Teari Tart	DL	6-2	315	27	5	Florida International	Philadelphia, Pa.	FA-'24
92	Justin Elboigbe	DL	6-5	292	23	R	Alabama	Forest Park, Ga.	D4-'24
93	Otito Ogbonnia	DL	6-4	320	24	3	UCLA	Houston, Texas	D5-'22
95	Poona Ford	DL	5-11	310	29	7	Texas	Hilton Head, S.C.	UFA (Buf)-'24

LINEBACKERS (6)

No.	Name	Pos.	Ht.	Wt.	Age	Exp.	College	Hometown	How Acq.
0	Daiyan Henley	LB	6-0	225	25	2	Washington State	Los Angeles, Calif.	D3-'23
6	Denzel Perryman	LB	5-11	240	32	10	Miami	Coral Gables, Fla.	UFA (Hou)-'24
25	Junior Colson	LB	6-3	247	22	R	Michigan	Franklin, Tenn.	D3-'24
31	Nick Niemann	LB	6-3	234	27	4	Iowa	Sycamore, Ill.	D6a-'21
43	Troy Dye	LB	6-3	225	28	5	Oregon	Norco, Calif.	UFA (Min)-'24
58	Shaquille Quarterman	LB	6-0	234	27	5	Miami	Orange Park, Fla.	FA-'24

OUTSIDE LINEBACKERS (4)

No.	Name	Pos.	Ht.	Wt.	Age	Exp.	College	Hometown	How Acq.
45	Tuli Tuipulotu	OLB	6-3	266	22	2	Southern California	Hawthorne, Calif.	D2-'23
48	Bud Dupree	OLB	6-4	269	31	10	Kentucky	Macon, Ga.	FA-'24
52	Khalil Mack	OLB	6-3	269	33	11	Buffalo	Fort Pierce, Fla.	T (Chi)-'22
97	Joey Bosa	OLB	6-5	280	29	9	Ohio State	Fort Lauderdale, Fla.	D1-'16

DEFENSIVE BACKS (9)

No.	Name	Pos.	Ht.	Wt.	Age	Exp.	College	Hometown	How Acq.
3	Derwin James Jr.	S	6-2	215	28	7	Florida State	Haines City, Fla.	D1-'18
7	Kristian Fulton	CB	5-11	197	26	5	Louisiana State	New Orleans, La.	UFA (Ten)-'24
20	Cam Hart	CB	6-2	207	24	R	Notre Dame	Baltimore, Md.	D5b-'24
22	Elijah Molden	DB	5-10	192	25	4	Washington	West Linn, Ore.	T (Ten)-'24
23	Tony Jefferson	S	5-11	212	32	10	Oklahoma	Chula Vista, Calif.	FA-'24
24	Marcus Maye	S	6-0	207	31	8	Florida	Melbourne, Fla.	W (Mia)-'24
29	Tarheeb Still	CB	6-1	196	22	R	Maryland	Sicklerville, N.J.	D5a-'24
33	Deane Leonard	DB	6-0	195	25	3	Mississippi	Calgary, Alberta, Canada	D7a-'22
36	Ja'Sir Taylor	DB	5-10	185	25	3	Wake Forest	Asbury Park, N.J.	D6b-'22

SPECIALISTS (3)

No.	Name	Pos.	Ht.	Wt.	Age	Exp.	College	Hometown	How Acq.
11	Cameron Dicker	K	6-1	216	24	3	Texas	Austin, Texas	FA-'22
16	JK Scott	P	6-5	208	29	6	Alabama	Denver, Colo.	FA-'22
47	Josh Harris	LS	6-1	224	35	13	Auburn	Carrollton, Ga.	UFA (Atl)-'22

*FB/DL Scott Matlock is listed both as a running back and defensive lineman

HOW THE 2024 CHARGERS WERE BUILT

YEAR	NFL DRAFT	FREE AGENCY	TRADE/WAIVERS
2016	OLB Joey Bosa (1)		
2017			
2018	S Derwin James Jr. (1)		
2019	T Trey Pipkins III (3) QB Easton Stick (5)		
2020	QB Justin Herbert (1a)		
2021	OL Brenden Jaimes (5) LB Nick Niemann (6a) WR Joshua Palmer (3a) T Rashawn Slater (1)	T Foster Sarell	
2022	G Zion Johnson (1) DB Deane Leonard (7a) DL Otito Ogbornia (5) OL Jamaree Salyer (6a) DB Ja'Sir Taylor (6b)	K Cameron Dicker DL Morgan Fox LS Josh Harris (UFA-Atl) P JK Scott TE Stone Smartt (UDFA)	OLB Khalil Mack (T-Chi)
2023	WR Derius Davis (4) LB Daiyan Henley (3) WR Quentin Johnston (1) FB/DL Scott Matlock (6) OL Jordan McFadden (5) OLB Tuli Tuipulotu (2)		
2024	T Joe Alt (1) LB Junior Colson (3) DL Justin Eboigbe (4) CB Cam Hart (5b) WR Ladd McConkey (2) CB Tarheeb Still (5a) Kimani Vidal (6)	C Bradley Bozeman WR DJ Chark Jr. TE Will Dissly OLB Bud Dupree LB Troy Dye (UFA-Min) RB Gus Edwards (UFA-Bal) TE Tucker Fisk DL Poona Ford (UFA-Buf) CB Kristian Fulton (UFA-Ten) S Tony Jefferson C Sam Mustipher LB Denzel Perryman (UFA-Hou) LB Shaquille Quarterman DL Tear Tart	RB Hassan Haskins (W-Ten) QB Taylor Heinicke (T-Atl) S Marcus Maye (W-Mia) DB Elijah Molden (T-Ten)

2024 LOS ANGELES CHARGERS COACHES

Head Coach	Jim Harbaugh	Defensive Assistant	Mike Hiestand
Special Teams Coordinator	Ryan Ficken	Wide Receivers	Sanjay Lal
Defensive Coordinator	Jesse Minter	Running Backs	Kiel McDonald
Offensive Coordinator	Greg Roman	Senior Defensive Analyst	Rick Minter
Run Game Coordinator/Tight Ends	Andy Bischoff	Defensive Quality Control	Robert Muschamp
Linebackers	NaVorro Bowman	Safeties	Chris O'Leary
Passing Game Coordinator	Marcus Brady	Defensive Assistant	Dylan Roney
Offensive Quality Control/Wide Receivers	Jeff Carpenter	Offensive Assistant	Phil Serchia
Defensive Backs	Steve Clinkscale	Senior Offensive Assistant	Marc Trestman
Quarterbacks	Shane Day	Assistant Defensive Line	Will Tukuafu
Offensive Line	Mike Devlin	Executive Director of Player Performance	Ben Herbert
Defensive Line	Mike Elston	Head Strength & Conditioning	Jonathan Brooks
Offensive Assistant/Quarterbacks	Jonathan Goodwin	Head Strength & Conditioning	Devin Woodhouse
Assistant Special Teams	Chris Gould	Director of Performance Analytics	Ben Rabe
Assistant Offensive Line	Nick Hardwick	Performance Analyst	Lincoln DeWolff

2024 LOS ANGELES CHARGERS DEPTH CHART

Depth Chart is unofficial and compiled by Chargers Communications

OFFENSE

WR	<u>15</u> Ladd McConkey	—OR—	5	Joshua Palmer	12	Derius Davis
LT	70 Rashawn Slater		73	Foster Sarell		
LG	77 Zion Johnson		71	Jordan McFadden		
C	75 Bradley Bozeman		62	Sam Mustipher	64	Brenden Jaimes
RG	79 Trey Pipkins III		68	Jamaree Salyer		
RT	<u>76</u> Joe Alt		73	Foster Sarell		
TE	81 Will Dissly		84	Stone Smartt	42	Tucker Fisk
WR	1 Quentin Johnston		9	DJ Chark Jr.		
QB	10 Justin Herbert		8	Taylor Heinicke	—OR—	2 Easton Stick
FB	44 Scott Matlock					
RB	4 Gus Edwards		28	Hassan Haskins	30	<u>Kimani Vidal</u>

DEFENSE

EDGE	52 Khalil Mack		48	Bud Dupree		
DL	56 Morgan Fox		44	Scott Matlock		
DL	95 Poona Ford		90	Teair Tart		
DL	93 Otito Ogbonnia		<u>92</u>	<u>Justin Eboigbe</u>		
EDGE	97 Joey Bosa		45	Tuli Tuipulotu	<u>25</u>	<u>Junior Colson</u>
LB	6 Denzel Perryman		43	Troy Dye	58	Shaquille Quarterman
LB	0 Daiyan Henley		31	Nick Niemann		
CB	7 Kristian Fulton		36	Ja'Sir Taylor	33	Deane Leonard
S	3 Derwin James Jr.		23	Tony Jefferson		
S	22 Elijah Molden		24	Marcus Maye		
CB	<u>20</u> Cam Hart	—OR—	<u>29</u>	<u>Tarheeb Still</u>		

SPECIALISTS

K	11 Cameron Dicker			
P	16 JK Scott			
KO	11 Cameron Dicker			
H	16 JK Scott			
LS	47 Josh Harris			
KR	12 Derius Davis		<u>15</u>	<u>Ladd McConkey</u>
PR	12 Derius Davis		<u>15</u>	<u>Ladd McConkey</u>

NOTE: Rookies are underlined

2024 LOS ANGELES CHARGERS PRONUNCIATION GUIDE

Justin EBOIGBE ee-BOYG-bee	Sam MUSTIPHER MUST-iff-err	JA'SIR Taylor JAH-sear
SIMI FEHOKO SIM-ee fuh-HO-ko	Nick NIEMANN KNEE-min	TULI TUIPULOTU
ALOHI Gilman uh-LOW-hee	OTITO OGBONNIA oh-TEET-oh oh-BONE-yuh TOO-lee TOO-ee-poo-LOW-too
DAIYAN Henley DAY-on	Jamaree SALYER SAL-yur	Kimani VIDAL VIE-dell
Brenden JAIMES HIGH-miss	Foster SARELL SUH-rell	
ZION Johnson ZEYE-uhn	RASHAWN Slater ruh-SHAWN	
TRE'MON Morris-Brash TRAY-mon	TEAIR Tart TEE-air	

2024 TRANSACTIONS BY DATE

Jan. 9	Signed OLB Brevin Allen, DL Jerrod Clark, RB Elijah Dotson, QB Max Duggan, WR Simi Fehoko, CB Matt Hankins, C Brent Laing, DL CJ Okoye and CB Chris Wilcox to Reserve/Future contracts.	Aug. 22	Signed TE Isaac Rex. Waived DL Micheal Mason.	Sept. 23	Reverted LB Shaquille Quarterman to practice squad.
Jan. 10	Signed RB Jaret Patterson to Reserve/Future contract.	Aug. 27	Placed LB Nick Niemann on Reserve/Injured; Designated for Return. Placed OLB Chris Collins, T Tyler McLellan, OLB Chris Rumph II and C/G Bucky Williams on Reserve/Injured. Released TE Donald Parham Jr., and LB Shaq Quarterman. Waived G Karsen Barnhart, TE Luke Benson, DL Jerrod Clark, S Akeem Dent, RB Elijah Dotson, OLB Andrew Farmer II, TE Tucker Fisk, WR Jaelen Gill, LB Frank Ginda, CB Matt Hankins, S Thomas Harper, TE Zach Heins, DL Christopher Hinton, OLB Savion Jackson, LB Jeremiah Jean-Baptiste, WR Cornelius Johnson, WR Jaylen Johnson, CB Robert Kennedy, C Brent Laing, T Alex Leatherwood, LB Shane Lee, OLB Tre'Mon Morris-Brash, DL CJ Okoye, G Willis Patrick, QB Luis Perez, S Jalyn Phillips, TE Isaac Rex, OLB Ty Shelby, RB Isaiah Spiller, CB Zamari Walton and WR Isaiah Wooden.	Sept. 24	Signed LB Blake Lynch and WR Jalen Reagor to practice squad. Released TE Luke Benson and CB Nehemiah Shelton from practice squad.
Jan. 11	Signed DL Christopher Hinton to Reserve/Future contract.			Sept. 25	Placed S Derwin James Jr., on Reserve/Suspended by Commissioner-Less than One Year.
March 5	Extended exclusive rights tenders to K Cameron Dicker and T Foster Sarell. Released LB Eric Kendricks.			Sept. 26	Signed S Tony Jefferson to active roster. Signed G/T Braeden Daniels to practice squad.
March 8	Re-signed T Foster Sarell.			Sept. 28	Activated Blake Lynch (standard elevation) and C Sam Mustipher (standard elevation) from practice squad.
March 12	Waived T Andrew Trainer and CB Amechi Uzodinma.			Sept. 30	Activated S Derwin James Jr., from Reserve/Suspended by Commissioner-Less than One Year and placed on Exempt/Commissioner Permission. Released S Tony Jefferson. Reverted LB Blake Lynch and C Sam Mustipher to practice squad. Released G/T Braeden Daniels from practice squad.
March 13	Re-signed S Alohil Gilman. Signed TE Will Dissly. Released WR Mike Williams.	Aug. 28	Claimed RB Hassan Haskins off waivers. Waived S JT Woods. Signed G Karsen Barnhart, TE Luke Benson, OLB Andrew Farmer II, TE Tucker Fisk, CB Matt Hankins, DL Christopher Hinton, LB Jeremiah Jean-Baptiste, WR Cornelius Johnson, WR Jaylen Johnson, CB Robert Kennedy, T Alex Leatherwood, OLB Tre'Mon Morris-Brash, C Sam Mustipher, DL CJ Okoye, LB Shaq Quarterman and RB Isaiah Spiller to practice squad.	Oct. 1	Activated S Derwin James Jr., from Exempt/Commissioner Permission. Signed S Tony Jefferson to practice squad.
March 15	Traded WR Keenan Allen to Chicago for 2024 fourth-round selection.			Oct. 9	Signed CB Nehemiah Shelton to practice squad. Released LB Shaquille Quarterman from practice squad.
March 16	Re-signed QB Easton Stick. Signed RB Gus Edwards, DL Poona Ford and TE Hayden Hurst.	Aug. 29	Traded 2026 seventh-round selection to Tennessee for DB Elijah Molden. Traded conditional 2025 seventh-round selection (from Minnesota) to Atlanta for QB Taylor Heinicke. Released S Tony Jefferson. Waived RB Jaret Patterson. Signed TE Eric Tomlinson to practice squad. Released CB Robert Kennedy from practice squad.	Oct. 12	Activated LB Nick Niemann from Reserve/Injured; Designated for Return. Signed S Tony Jefferson to active roster. Placed RB Gus Edwards and CB Asante Samuel Jr., on Reserve/Injured. Activated CB Dicaprio Bootle (standard elevation) from practice squad.
March 18	Signed C Bradley Bozeman and LB Troy Dye.			Oct. 14	Reverted CB Dicaprio Bottle to practice squad.
March 19	Signed LB Denzel Perryman.	Aug. 30	Signed K Cameron Dicker to contract extension. Signed S Tony Jefferson to practice squad.	Oct. 15	Signed CB Eli Apple and TE McCallan Castles to practice squad. Released LB Blake Lynch from practice squad.
March 28	Signed CB Kristian Fulton.			Oct. 16	Designated WR DJ Chark Jr., for return from Reserve/Injured.
April 2	Signed FB/TE Ben Mason. Re-signed K Cameron Dicker.	Sept. 2	Signed RB Jaret Patterson to practice squad. Released RB Isaiah Spiller from practice squad.	Oct. 19	Released S Tony Jefferson. Released CB Nehemiah Shelton from practice squad.
April 18	Signed RB J.K. Dobbins.	Sept. 3	Signed WR Dez Fitzpatrick and CB Shaun Wade to practice squad. Released OLB Andrew Farmer II and WR Cornelius Johnson from practice squad.	Oct. 21	Signed CB Dicaprio Bootle and CB Shaun Wade to active roster. Placed DB Deane Leonard on Reserve/Injured. Signed S Tony Jefferson to practice squad. Activated C Sam Mustipher (standard elevation) and WR Jalen Reagor (standard elevation) from practice squad.
May 6	Signed WR DJ Chark.	Sept. 7	Signed TE Eric Tomlinson to active roster. Placed WR DJ Chark Jr., on Reserve/Injured. Activated LB Shaquille Quarterman (standard elevation) from practice squad. Released CB Matt Hankins from practice squad with injury settlement.	Oct. 22	Waived CB Shaun Wade. Reverted C Sam Mustipher and WR Jalen Reagor to practice squad.
May 10	Signed G Karsen Barnhart, QB Casey Bauman, TE Luke Benson, LB Junior Colson, S Akeem Dent, WR Jaelen Gill, S Thomas Harper, CB Cam Hart, TE Zach Heins, OLB Savion Jackson, LB Jeremiah Jean-Baptiste, WR Cornelius Johnson, WR Jaylen Johnson, WR Leon Johnson, CB Robert Kennedy, LB Shane Lee, DL Micheal Mason, T Tyler McLellan, OLB Tre'Mon Morris-Brash, G Willis Patrick, S Jalyn Phillips, WR Brenden Rice, T Tyler Smith, CB Tarheeb Still, RB Kimani Vidal, CB Zamari Walton and C/G Bucky Williams.	Sept. 9	Reverted LB Shaquille Quarterman to practice squad. Signed CB Nehemiah Shelton to practice squad.	Oct. 24	Signed CB Shaun Wade to practice squad.
May 13	Signed OLB Bud Dupree.	Sept. 11	Signed CB Dicaprio Bootle to practice squad.	Oct. 26	Activated WR Jaylen Johnson (standard elevation) and WR Jalen Reagor (standard elevation) from practice squad.
May 14	Signed OLB Chris Collins. Waived OLB Brevin Allen.	Sept. 14	Activated S Tony Jefferson (standard elevation) and LB Shaquille Quarterman (standard elevation) from practice squad.	Oct. 28	Reverted WR Jaylen Johnson and WR Jalen Reagor to practice squad.
May 16	Signed DL Justin Eboigbe.	Sept. 16	Reverted S Tony Jefferson and LB Shaquille Quarterman to practice squad.	Oct. 30	Signed C Sam Mustipher to active roster. Signed LB Caleb Murphy and S Kendall Williamson to practice squad.
May 23	Waived T Tyler Smith.	Sept. 21	Activated LB Shaquille Quarterman (standard elevation) from practice squad.	Nov. 2	Activated WR DJ Chark Jr., from Reserve/Injured; Designated for Return. Placed WR Brenden Rice on Reserve/Injured. Activated CB Eli Apple (standard elevation) and WR Jalen Regor (standard elevation) from practice squad.
May 29	Signed T Alex Leatherwood.				
June 5	Released C Corey Linsley.				
June 14	Signed S Tony Jefferson and WR Praise Olatoke.				
June 20	Signed WR Ladd McConkey.				
July 17	Declared Non-Football Illness for LB Junior Colson.				
July 30	Remove LB Junior Colson from Active/Non-Football Illness.				
Aug. 6	Waived OLB Savion Jackson.				
Aug. 7	Signed QB Luis Perez.				
Aug. 12	Signed WR Isaiah Wooden. Waived QB Casey Bauman and WR Praise Olatoke.				
Aug. 13	Signed OLB Savion Jackson and LB Shaq Quarterman. Waived CB Chris Wilcox. Waived/Injured FB/TE Ben Mason.				
Aug. 14	Signed TE Tucker Fisk.				
Aug. 16	Signed DL Teair Tart. Waived S Jalyn Phillips.				
Aug. 19	Signed LB Frank Ginda and S Jalyn Phillips. Waived QB Max Duggan and WR Leon Johnson.				

2024 TRANSACTIONS BY DATE

Nov. 4	Reverted CB Eli Apple and WR Jalen Reagor to practice squad.	Nov. 19	Signed CB Dicaprio Bootle to practice squad.	Dec. 5	Signed WR Laviska Shenault to practice squad. Released WR Dez Fitzpatrick from practice squad.
Nov. 5	Released TE Eric Tomlinson.	Nov. 20	Signed S Emany Johnson to practice squad. Released TE McCallan Castles from practice squad.	Dec. 7	Activated LB Junior Colson from Reserve/Injured; Designated for Return. Activated RB Jaret Patterson (standard elevation) and S Kendall Williamson (standard elevation) from practice squad.
Nov. 6	Signed WR Jalen Reagor to active roster. Designated RB Gus Edwards for return from Reserve/Injured. Placed LB Junior Colson and WR Simi Fehoko on Reserve/Injured. Signed LB Shaquille Quarterman and TE Eric Tomlinson to practice squad. Released TE McCallan Castles from practice squad.	Nov. 25	Activated DB Deane Leonard from Reserve/Injured; Designated for Return. Placed TE Hayden Hurst on Reserve/Injured. Signed CB Eli Apple to active roster. Waived S AJ Finley. Activated S Tony Jefferson (standard elevation) and OLB Caleb Murphy (standard elevation) from practice squad.	Dec. 9	Reverted RB Jaret Patterson and S Kendall Williamson to practice squad.
Nov. 9	Activated RB Gus Edwards from Reserve/Injured; Designated for Return. Signed TE Tucker Fisk to active roster. Activated CB Eli Apple (standard elevation) and OLB Caleb Murphy (standard elevation) from practice squad. Signed TE McCallan Castles to practice squad.	Nov. 26	Reverted S Tony Jefferson and OLB Caleb Murphy to practice squad. Signed TE McCallan Castles to practice squad.	Dec. 10	Signed WR Dez Fitzpatrick to practice squad. Released T Alex Leatherwood from practice squad.
Nov. 11	Reverted CB Eli Apple and OLB Caleb Murphy to practice squad.	Nov. 27	Claimed S Marcus Maye off waivers. Placed CB Eli Apple on Reserve/Injured.	Dec. 14	Placed WR Jalen Reagor on Reserve/Injured. Activated WR Laviska Shenault (standard elevation) and TE Eric Tomlinson (standard elevation) from practice squad.
Nov. 15	Reverted CB Eli Apple and OLB Caleb Murphy to practice squad.	Nov. 30	Placed RB J.K. Dobbins and S Alohi Gilman on Reserve/Injured. Signed S Tony Jefferson to active roster. Activated CB Dicaprio Bootle (standard elevation) and LB Jeremiah Jean-Baptiste (standard elevation) from practice squad.		
Nov. 16	Signed LB Shaquille Quarterman to active roster. Waived CB Dicaprio Bootle. Activated CB Eli Apple (standard elevation) and OLB Caleb Murphy (standard elevation) from practice squad.	Dec. 2	Reverted CB Dicaprio Bootle and LB Jeremiah Jean-Baptiste to practice squad.		
Nov. 18	Reverted CB Eli Apple and OLB Caleb Murphy to practice squad.	Dec. 3	Signed RB John Kelly to practice squad.		
		Dec. 4	Designated LB Junior Colson for return from Reserve/Injured.		

2024 TRANSACTIONS BY PLAYER

Allen, Brevin — OLB

Jan. 9 Signed to Reserve/Future contract
May 14 Waived

Allen, Keenan — WR

March 15 Traded to Chicago

Alt, Joe — T

June 11 Signed

Apple, Eli — CB

Oct. 15 Signed to practice squad
Nov. 2 Activated from practice squad (standard elevation)
Nov. 4 Reverted to practice squad
Nov. 9 Activated from practice squad (standard elevation)
Nov. 11 Reverted to practice squad
Nov. 16 Activated from practice squad (standard elevation)
Nov. 18 Reverted to practice squad
Nov. 25 Signed to active roster
Nov. 27 Placed on Reserve/Injured

Barnhart, Karsen — G

May 10 Signed
Aug. 27 Waived
Aug. 28 Signed to practice squad

Bauman, Casey — QB

May 10 Signed
Aug. 12 Waived

Benson, Luke — TE

May 10 Signed
Aug. 27 Waived
Aug. 28 Signed to practice squad
Sept. 24 Released from practice squad

Bootle, Dicaprio — CB

Sept. 11 Signed to practice squad
Oct. 12 Activated from practice squad (standard elevation)
Oct. 14 Reverted to practice squad
Oct. 21 Signed to active roster
Nov. 16 Waived
Nov. 19 Signed to practice squad
Nov. 27 Activated from practice squad (standard elevation)
Dec. 2 Reverted to practice squad

Bozeman, Bradley — C

March 18 Signed

Castles, McCallan — TE

Oct. 15 Signed to practice squad
Nov. 6 Released from practice squad
Nov. 9 Signed to practice squad
Nov. 20 Released from practice squad
Nov. 26 Signed to practice squad

Chark Jr., DJ — WR

May 16 Signed
Sept. 7 Placed on Reserve/Injured
Oct. 16 Designated for return from Reserve/Injured
Nov. 2 Activated from Reserve/Injured; Designated for Return

Clark, Jerrod — DL

Jan. 9 Signed to Reserve/Future contract
Aug. 27 Waived

Collins, Chris — OLB

May 14 Signed
Aug. 27 Placed on Reserve/Injured

Colson, Junior — LB

May 10 Signed
July 17 Declared Non-Football Illness
July 30 Passed Physical
Nov. 6 Placed on Reserve/Injured
Dec. 4 Designated for return from Reserve/Injured
Dec. 7 Activated from Reserve/Injured; Designated for Return

Daniels, Braeden — G/T

Sept. 26 Signed to practice squad
Sept. 30 Released from practice squad

Dent, Akeem — S

May 10 Signed
Aug. 27 Waived

Dicker, Cameron — K

March 5 Extended exclusive rights tender
April 2 Re-signed
Aug. 30 Signed contract extension

Dobbins, J.K. — RB

April 18 Signed
Nov. 30 Placed on Reserve/Injured

Dotson, Elijah — RB

Jan. 9 Signed to Reserve/Future contract
Aug. 27 Waived

Duggan, Max — QB

Jan. 9 Signed to Reserve/Future contract
Aug. 19 Waived

Dupree, Bud — OLB

May 13 Signed

Dye, Troy — LB

March 18 Signed

Eboigbe, Justin — DL

May 16 Signed

Edwards, Gus — RB

March 16 Signed
Oct. 12 Placed on Reserve/Injured
Nov. 6 Designated for return from Reserve/Injured
Nov. 9 Activated from Reserve/Injured; Designated for Return

Farmer II, Andrew — OLB

Aug. 27 Waived
Aug. 28 Signed to practice squad
Sept. 3 Released from practice squad

Fehoko, Simi — WR

Jan. 9 Signed to Reserve/Future contract
Nov. 6 Placed on Reserve/Injured

Finley, AJ — S

Nov. 25 Waived

Fisk, Tucker — TE

Aug. 14 Signed
Aug. 27 Waived
Aug. 28 Signed to practice squad
Nov. 9 Signed to active roster

Fitzpatrick, Dez — WR

Sept. 3 Signed to practice squad
Dec. 5 Released from practice squad
Dec. 10 Signed to practice squad

Ford, Poona — DL

March 16 Signed

Fulton, Kristian — CB

April 2 Signed

Gill, Jaelen — WR

May 10 Signed
Aug. 27 Waived

Gilman, Alohi — S

March 13 Re-signed
Nov. 30 Placed on Reserve/Injured

Ginda, Frank — LB

Aug. 19 Signed
Aug. 27 Waived

Hanks, Matt — CB

Jan. 9 Signed to Reserve/Future contract
Aug. 27 Waived
Aug. 28 Signed to practice squad
Sept. 7 Released from practice squad with injury settlement

Harper, Thomas — S

May 10 Signed
Aug. 27 Waived

Hart, Cam — CB

May 10 Signed

Haskins, Hassan — RB

Aug. 28 Claimed off Waivers

Heinicke, Taylor — QB

Aug. 29 Traded for from Atlanta

Heins, Zach — TE

May 10 Signed
Aug. 27 Waived

Hinton, Christopher — DL

Jan. 11 Signed to Reserve/Future contract
Aug. 27 Waived
Aug. 28 Signed to practice squad

Hurst, Hayden — TE

March 16 Signed
Nov. 25 Placed on Reserve/Injured

Jackson, Savion — OLB

May 10 Signed
Aug. 6 Waived
Aug. 13 Signed
Aug. 27 Waived

James Jr., Derwin — S

Sept. 25 Placed on Reserve/Suspended By Commissioner-Less than One Year
Sept. 30 Suspension lifted and granted exempt status
Oct. 1 Activated from exempt status

Jean-Baptiste, Jeremiah — LB

May 10 Signed
Aug. 27 Waived
Aug. 28 Signed to practice squad
Nov. 27 Activated from practice squad (standard elevation)
Dec. 2 Reverted to practice squad

Jefferson, Tony — S

June 14 Signed
Aug. 29 Released
Aug. 30 Signed to practice squad
Sept. 14 Activated from practice squad (standard elevation)
Sept. 16 Reverted to practice squad
Sept. 26 Signed to active roster
Sept. 30 Released
Oct. 1 Signed to practice squad
Oct. 12 Signed to active roster
Oct. 19 Released
Oct. 21 Signed to practice squad
Nov. 25 Activated from practice squad (standard elevation)
Nov. 26 Reverted to practice squad
Nov. 30 Signed to active roster

Johnson, Cornelius — WR

May 10 Signed
Aug. 27 Waived
Aug. 28 Signed to practice squad
Sept. 3 Released from practice squad

Johnson, Emany — S

Nov. 20 Signed to practice squad

Johnson, Jaylen — WR

May 10 Signed
Aug. 27 Waived
Aug. 28 Signed to practice squad
Oct. 26 Activated from practice squad (standard elevation)
Oct. 28 Reverted to practice squad

Johnson, Leon — WR

May 10 Signed
Aug. 19 Waived

Kelly, John — RB

Dec. 3 Signed to practice squad

Kendricks, Eric — LB

March 5 Released

Kennedy, Robert — CB

May 10 Signed
Aug. 27 Waived
Aug. 28 Signed to practice squad
Aug. 29 Released from practice squad

Laing, Brent — C

Jan. 9 Signed to Reserve/Future contract
Aug. 27 Waived

2024 TRANSACTIONS BY PLAYER

Leatherwood, Alex — T

May 29 Signed
 Aug. 27 Waived
 Aug. 28 Signed to practice squad
 Dec. 10 Released from practice squad

Lee, Shane — LB

May 10 Signed
 Aug. 27 Waived

Leonard, Deane — DB

Oct. 21 Placed on Reserve/Injured
 Nov. 15 Designated for return from Reserve/Injured
 Nov. 25 Activated from Reserve/Injured; Designated for Return

Linsley, Corey — C

June 5 Released

Lynch, Blake — LB

Sept. 24 Signed to practice squad
 Sept. 28 Activated from practice squad (standard elevation)
 Sept. 30 Reverted to practice squad
 Oct. 15 Released from practice squad

Mason, Ben — FB/TE

April 2 Signed
 Aug. 13 Waived/Injured

Mason, Micheal — DL

May 10 Signed
 Aug. 22 Waived

Maye, Marcus — S

Nov. 27 Claimed off Waivers

McConkey, Ladd — WR

June 20 Signed

McLellan, Tyler — T

May 10 Signed
 Aug. 27 Placed on Reserve/Injured

Molden, Elijah — DB

Aug. 29 Traded for from Tennessee

Morris-Brash, Tre'Mon — OLB

May 10 Signed
 Aug. 27 Waived
 Aug. 28 Signed to practice squad

Murphy, Caleb — OLB

Oct. 30 Signed to practice squad
 Nov. 9 Activated from practice squad (standard elevation)
 Nov. 11 Reverted to practice squad
 Nov. 16 Activated from practice squad (standard elevation)
 Nov. 18 Reverted to practice squad
 Nov. 25 Activated from practice squad (standard elevation)
 Nov. 26 Reverted to practice squad

Mustipher, Sam — C

Aug. 28 Signed to practice squad
 Sept. 28 Activated from practice squad (standard elevation)
 Sept. 30 Reverted to practice squad
 Oct. 21 Activated from practice squad (standard elevation)
 Oct. 22 Reverted to practice squad
 Oct. 30 Signed to active roster

Niemann, Nick — LB

Aug. 27 Placed on Reserve/Injured and Designated for return from Reserve/Injured
 Oct. 12 Activated from Reserve/Injured; Designated for Return

Okoye, CJ — DL

Jan. 9 Signed to Reserve/Future contract
 Aug. 27 Waived
 Aug. 28 Signed to practice squad

Olatoke, Praise — WR

June 14 Signed
 Aug. 12 Waived

Parham Jr., Donald — TE

Aug. 27 Released

Patrick, Willis — G

May 10 Signed
 Aug. 27 Waived

Patterson, Jaret — RB

Jan. 10 Signed to Reserve/Future contract
 Aug. 29 Waived
 Sept. 2 Signed to practice squad
 Dec. 7 Activated from practice squad (standard elevation)
 Dec. 9 Reverted to practice squad

Perez, Luis — QB

Aug. 7 Signed
 Aug. 27 Waived

Perryman, Denzel — LB

March 19 Signed

Phillips, Jalyn — S

May 10 Signed
 Aug. 16 Waived
 Aug. 19 Signed
 Aug. 27 Waived

Quarterman, Shaquille — LB

Aug. 13 Signed
 Aug. 27 Waived
 Aug. 28 Signed to practice squad
 Sept. 7 Activated from practice squad (standard elevation)
 Sept. 9 Reverted to practice squad
 Sept. 14 Activated from practice squad (standard elevation)
 Sept. 16 Reverted to practice squad
 Sept. 21 Activated from practice squad (standard elevation)
 Sept. 23 Reverted to practice squad
 Oct. 9 Released from practice squad
 Nov. 6 Signed to practice squad
 Nov. 16 Signed to active roster

Reagar, Jalen — WR

Sept. 24 Signed to practice squad
 Oct. 21 Activated from practice squad (standard elevation)
 Oct. 22 Reverted to practice squad
 Oct. 26 Activated from practice squad (standard elevation)
 Oct. 28 Reverted to practice squad
 Nov. 2 Activated from practice squad (standard elevation)
 Nov. 4 Reverted to practice squad
 Nov. 6 Signed to active roster
 Dec. 14 Placed on Reserve/Injured

Rex, Isaac — TE

Aug. 22 Signed
 Aug. 27 Waived

Rice, Brenden — WR

May 10 Signed
 Nov. 2 Placed on Reserve/Injured

Rumph II, Chris — OLB

Aug. 27 Placed on Reserve/Injured

Samuel Jr., Asante — CB

Oct. 12 Placed on Reserve/Injured

Sarell, Foster — T

March 5 Extended exclusive rights tender
 March 8 Re-signed

Shelby, Ty — OLB

Aug. 27 Waived

Shelton, Nehemiah — CB

Sept. 9 Signed to practice squad
 Sept. 24 Released from practice squad
 Oct. 9 Signed to practice squad
 Oct. 19 Released from practice squad

Shenault, Laviska — WR

Dec. 5 Signed to practice squad
 Dec. 14 Activated from practice squad (standard elevation)
 Dec. 16 Reverted to practice squad

Smith, Tyler — T

May 10 Signed
 May 23 Waived

Spiller, Isaiah — RB

Aug. 27 Waived
 Aug. 28 Signed to practice squad
 Sept. 2 Released from practice squad

Stick, Easton — QB

March 16 Signed

Still, Tarheeb — CB

May 10 Signed

Tart, Teair — DL

Aug. 16 Signed

Tomlinson, Eric — TE

Aug. 29 Signed to practice squad
 Sept. 7 Signed to active roster
 Nov. 5 Released
 Nov. 6 Signed to practice squad
 Dec. 14 Activated from practice squad (standard elevation)
 Dec. 16 Reverted to practice squad

Trainer, Andrew — T

March 12 Waived

Uzodinma, Amechi — CB

March 12 Waived

Vidal, Kimani — RB

May 10 Signed

Wade, Shaun — CB

Sept. 3 Signed to practice squad
 Oct. 21 Signed to active roster
 Oct. 22 Waived
 Oct. 24 Signed to practice squad

Walton, Zamari — CB

May 10 Signed
 Aug. 27 Waived

Wilcox, Chris — CB

Jan. 9 Signed to Reserve/Future contract
 Aug. 13 Waived

Williams, Bucky — C/G

May 10 Signed
 Aug. 27 Placed on Reserve/Injured

Williams, Mike — WR

March 13 Released

Williamson, Kendall — S

Oct. 30 Signed to practice squad
 Dec. 7 Activated from practice squad (standard elevation)
 Dec. 9 Reverted to practice squad

Wooden, Isaiah — WR

Aug. 12 Signed
 Aug. 27 Waived

Woods, JT — S


Aug. 28 Waived

MEDIA INFORMATION



SoFi Stadium

SEATING MAP



CHARGERS.COM

GAME-DAY MEDIA PARKING: Media attending Chargers home games have been assigned reserved areas to park at SoFi Stadium. All parking will be distributed electronically. As a reminder, parking is limited and is being provided as a courtesy.

MEDIA ENTRANCE: All credentialed media must enter through southeast media gate between entries 10 & 11 near Media Will Call and are subject to search procedures. Please be prepared to open all cases and bags for inspection by SoFi Stadium security personnel. All items will be inspected and tagged for security purposes. Please make sure bags are identifiable and limit carry-in items to only what is necessary. Please remove any security tags from prior games.

PRESS WILL CALL

Press Will Call is located at the southeast media gate between entries 10 & 11.

PRESS BOX

Media can access the press box by entering SoFi Stadium through the southeast media gate. Once on the concourse, turn left and walk along the concourse around the South end zone until reaching elevators in the southwest corner of the stadium. Take the elevators up to level 7 to access the press box.

CHARGERS MEDIA SITE

[Chargers.com/media](https://chargers.com/media) is available to assist media with coverage leading up to each game of the 2024 season. The media site contains digital copies of all press materials. Credential requests on the site must be submitted by the sports director, sports editor or photo editor to be considered.

CHARGERS GAME RELEASE

Stats and notes in Los Angeles Chargers Game Releases are found utilizing a variety of sources, including STATS LLC, Sportradar, Stathead and the Elias Sports Bureau.

LOS ANGELES CHARGERS COMMUNICATIONS CONTACTS

NAME	TITLE	EMAIL
Josh Rupprecht	Senior Vice President, Communications & Brand Messaging	Josh.Rupprecht@Chargers.NFL.com
Jennifer Rojas	Vice President, Marketing Communications & Alumni Affairs	Jennifer.Rojas@Chargers.NFL.com
Lauren Georgeson	Senior Manager, Corporate Marketing & Communications	Lauren.Georgeson@Chargers.NFL.com
Brock Anderson	Senior Manager, Football Communications	Brock.Anderson@Chargers.NFL.com
Leonie Strehl	Senior Coordinator, Marketing Communications & Alumni Affairs	Leonie.Strehl@Chargers.NFL.com
Ricky Martinez	Coordinator, Football Communications	Ricky.Martinez@Chargers.NFL.com

***SUPPLEMENTAL
STATS***

ALL-TIME SERIES HISTORY

Franchise	REGULAR SEASON						POSTSEASON					PRESEASON		
	W	L	T	Pct.	PF	PA	W	L	Pct.	PF	PA	W	L	T
Arizona Cardinals ¹	11	5	0	.688	407	318	0	0	—			14	11	0
Atlanta Falcons	5	8	0	.385	187	260	0	0	—			4	2	0
Baltimore Ravens	5	10	0	.333	275	337	1	0	1.000	23	17	0	0	0
Buffalo Bills	24	12	2	.667	938	660	1	2	.333	27	57	0	1	0
Carolina Panthers	2	6	0	.250	135	171	0	0	—			0	0	0
Chicago Bears	7	7	0	.500	279	233	0	0	—			4	3	0
Cincinnati Bengals	23	14	0	.622	905	805	1	1	.500	34	37	0	0	0
Cleveland Browns ²	20	9	1	.683	727	582	0	0	—			1	0	1
Dallas Cowboys	5	8	0	.385	295	296	0	0	—			9	8	0
Denver Broncos	56	72	1	.438	2,755	2,737	0	1	.000	17	24	5	2	0
Detroit Lions	7	6	0	.538	292	304	0	0	—			0	1	0
Green Bay Packers	2	11	0	.154	232	376	0	0	—			2	1	1
Houston Texans	6	3	0	.667	247	192	0	0	—			1	0	0
Indianapolis Colts ³	18	10	0	.643	666	476	2	1	.667	71	76	2	2	0
Jacksonville Jaguars	9	4	0	.692	385	255	0	0	—			0	0	0
Kansas City Chiefs ⁴	57	71	1	.445	2,624	2,880	1	0	1.000	17	0	5	2	0
Las Vegas Raiders ⁵	59	68	2	.465	2,823	2,856	0	1	.000	27	34	7	7	0
Los Angeles Rams ⁶	6	7	0	.462	344	335	0	0	—			20	19	0
Miami Dolphins	15	18	0	.455	753	738	2	2	.500	76	124	3	1	0
Minnesota Vikings	7	8	0	.467	358	369	0	0	—			3	11	1
New England Patriots ⁷	15	24	2	.385	771	976	1	3	.250	112	96	5	2	0
New Orleans Saints	8	6	0	.571	367	272	0	0	—			4	6	0
New York Giants	8	5	0	.615	356	302	0	0	—			5	3	0
New York Jets ⁸	24	12	1	.667	1,057	739	0	2	.000	31	37	4	2	1
Philadelphia Eagles	8	5	0	.615	262	266	0	0	—			3	1	0
Pittsburgh Steelers	9	24	0	.273	626	854	2	1	.667	72	76	1	2	0
San Francisco 49ers	8	7	0	.533	339	396	0	1	.000	26	49	22	27	0
Seattle Seahawks	25	27	0	.481	1,090	1,103	0	0	—			5	13	0
Tampa Bay Buccaneers	8	5	0	.615	348	290	0	0	—			0	0	0
Tennessee Titans ⁹	29	16	1	.644	1,176	1,002	1	3	.250	50	57	7	3	0
Washington Commanders ¹⁰	5	7	0	.417	259	284	0	0	—			1	0	0
ALL-TIME TOTALS	491	495	11	.498	22,278	21,663	12	18	.400	583	684	137	127	4

Note: Prior to 1972, tie games were not included in winning percentage.

1—Known as St. Louis Cardinals (1960-87) and Phoenix Cardinals (1988-93)

2—Did not play from 1996-98 after relocation to Baltimore, but rejoined as an expansion franchise in 1999

3—Known as Baltimore Colts (1960-83)

4—Known as Dallas Texans (1960-62)

5—Known as Los Angeles Rams (1960-94 and 2016-present) and St. Louis Rams (1995-2015)

6—Known as Boston Patriots (1960-70)

7—Known as Titans of New York (1960-62)

8—Known as Oakland Raiders (1960-81 and 1995-2019) and Los Angeles Raiders (1982-94)

9—Known as Houston Oilers (1960-96) and Tennessee Oilers (1997-98)

10—Known as Washington Redskins (1960-2019) and Washington Football Team (2020-21)

THE LAST TIME . . .

Regular season in regular font | Postseason in italics

RUSHING

200 Yards Rushing, Individual

CHARGERS — LaDainian Tomlinson, Dec. 28, 2003 vs. Oakland (243 yards)
OPPONENT — Adrian Peterson, Nov. 4, 2007 at Minnesota (296 yards)
CHARGERS — *Keith Lincoln, AFL Championship,*
Jan. 5, 1964 vs. Boston (206 yards)
OPPONENT — *Never*

100 Yards Rushing, Individual

CHARGERS — **J.K. Dobbins, Sept. 15, 2024 at Carolina (131 yards)**
OPPONENT — **Bucky Irving, Dec. 15, 2024 vs. Tampa Bay (117 yards)**
CHARGERS — *Darren Sproles, AFC Wild Card,*
Jan. 3, 2009 vs. Indianapolis (105 yards)
OPPONENT — *Sony Michel, AFC Divisional,*
Jan. 13, 2019 at New England (129 yards)

100 Yards Rushing, One Half, Individual

CHARGERS — **J.K. Dobbins, Sept. 8, 2024 vs. Las Vegas (131 yards in second half)**
OPPONENT — Daivid Montgomery, Nov 12, 2023 vs. Detroit (102 yards in first half)
CHARGERS — *Keith Lincoln, AFL Championship,*
Jan. 5, 1964 vs. Boston (176 yards in first half)
OPPONENT — *Sony Michel, AFC Divisional,*
Jan. 13, 2019 at New England (105 yards in first half)

Two 100-Yard Rushers

CHARGERS — Darren Sproles (122 yards) and LaDainian Tomlinson (116 yards) Dec. 16, 2007, vs. Detroit
OPPONENT — Frank Gore (158 yards) and Colin Kaepernick (151 yards), Dec. 20, 2014 at San Francisco
CHARGERS — *Never*
OPPONENT — *Never*

Four Touchdowns Rushing, Individual

CHARGERS — LaDainian Tomlinson, Oct. 14, 2007 vs. Oak. (3, 27, 13, 41 yards)
OPPONENT — *Never*
CHARGERS — *Never*
OPPONENT — *Never*

Three Touchdowns Rushing, Individual

CHARGERS — Melvin Gordon, Oct. 15, 2018, at Cleveland (4, 10, 11 yards)
OPPONENT — Darrel Young, Nov. 3, 2013 at Washington (1, 1, 4 yards)
CHARGERS — *Never*
OPPONENT — *Sony Michel, AFC Divisional,*
Jan. 13, 2019 at New England (1, 14, 5 yards)

Two Touchdowns Rushing, Individual

CHARGERS — **J.K. Dobbins, Nov. 17, 2024 vs. Cincinnati (1, 29 yards)**
OPPONENT — Josh Allen, Dec. 23, 2023 vs. Buffalo (2, 1 yard)
CHARGERS — *Darren Sproles, AFC Wild Card,*
Jan. 3, 2009 vs. Indianapolis (9, 22 yards)
OPPONENT — *Sony Michel, AFC Divisional,*
Jan. 13, 2019 at New England (1, 14, 5 yards)

PASSING

500 Yards Passing, Individual

CHARGERS — Philip Rivers, Oct. 18, 2015 at Green Bay (503 yards)
OPPONENT — *Never*
CHARGERS — *Never*
OPPONENT — *Never*

400 Yards Passing, Individual

CHARGERS — Justin Herbert, Sept. 24, 2023 at Minnesota (405 yards)
OPPONENT — Patrick Mahomes, Oct. 22, 2023 at Kansas City (424 yards)
CHARGERS — *Dan Fouts, AFC Divisional,*
Jan. 2, 1982 at Miami (433 yards)
OPPONENT — *Peyton Manning, AFC Divisional,*
Jan. 13, 2008 at Indianapolis (402 yards)

300 Yards Passing, Individual

CHARGERS — Justin Herbert, Oct. 21, 2024 at Arizona (349 yards)
OPPONENT — **Joe Burrow, Nov. 17, 2024 vs. Cincinnati (356 yards)**
CHARGERS — *Philip Rivers, AFC Divisional,*
Jan. 13, 2019 at New England (331 yards)
OPPONENT — *Tom Brady, AFC Divisional,*
Jan. 13, 2019 at New England (343 yards)

Six Touchdown Passes, Individual

CHARGERS — Dan Fouts, Nov. 22, 1981 at Oakland (12, 15, 29, 4, 5, 6 yards)
OPPONENT — *Never*
CHARGERS — *Never*
OPPONENT — *Never*

Five Touchdown Passes, Individual

CHARGERS — Drew Brees, Oct. 31, 2004 vs. Oakland (17, 13, 23, 5, 1 yards)
OPPONENT — Tom Brady, Oct. 4, 2020 at Tampa Bay (3, 6, 28, 19, 9 yards)
CHARGERS — *Never*
OPPONENT — *Never*

Four Touchdown Passes, Individual

CHARGERS — Justin Herbert, Nov. 12, 2023 vs. Detroit (29, 18, 1, 38 yards)
OPPONENT — **Baker Mayfield, Dec. 15, 2024 vs. Tampa Bay (26, 57, 35, 11 yards)**
CHARGERS — *Never*
OPPONENT — *Don Strock, AFC Divisional,*
Jan. 2, 1982 at Miami (1, 40, 15, 50 yards)

Three Touchdown Passes, Individual

CHARGERS — Justin Herbert, Nov. 12, 2023 vs. Detroit (29, 18, 1, 38 yards)
OPPONENT — **Baker Mayfield, Dec. 15, 2024 vs. Tampa Bay (26, 57, 35, 11 yards)**
CHARGERS — *Philip Rivers, AFC Divisional,*
Jan. 13, 2019 at New England (43, 1, 8 yards)
OPPONENT — *Peyton Manning, AFC Divisional,*
Jan. 13, 2008 at Indianapolis (25, 9, 55 yards)

Six Interceptions Thrown, Individual

CHARGERS — Ed Luther, Oct. 31, 1983 vs. Washington
OPPONENT — Peyton Manning, Nov. 11, 2007 vs. Indianapolis
CHARGERS — *Never*
OPPONENT — *Never*

Five Interceptions Thrown, Individual

CHARGERS — Craig Whelihan, Dec. 13, 1998 at Seattle
OPPONENT — Nathan Peterman, Nov. 19, 2017 vs. Buffalo
CHARGERS — *Dan Fouts, AFC Second Round, Jan. 16, 1983 at Miami*
OPPONENT — *George Blanda, AFL Championship,*
Dec. 24, 1961 vs. Houston Oilers

Four Interceptions Thrown, Individual

CHARGERS — Philip Rivers, Nov. 18, 2019 vs. Kansas City in Mexico City, Mexico
OPPONENT — **Kirk Cousins, Dec. 1, 2024 at Atlanta**
CHARGERS — *Stan Humphries, AFC Wild Card, Dec. 31, 1995 vs. Indianapolis*
OPPONENT — *George Blanda, AFL Championship,*
Dec. 24, 1961 vs. Houston Oilers

RECEIVING

10 or More Receptions, Individual

CHARGERS — Keenan Allen, Nov. 26, 2023 vs. Baltimore (14 receptions)
OPPONENT — Cole Kmet, Oct. 29, 2023 vs. Chicago (10 receptions)
CHARGERS — *Ronnie Harmon, AFC Wild Card,*
Dec. 31, 1995 vs. Indianapolis (10 receptions)
OPPONENT — *James White, AFC Divisional,*
Jan. 13, 2019 at New England (15 receptions)

200 Yards Receiving, Individual

CHARGERS — Keenan Allen, Sept. 24, 2023 at Minnesota (215 yards)
OPPONENT — Tyreek Hill, Sept. 10, 2023 vs. Miami (215 yards)
CHARGERS — *Never*
OPPONENT — *Never*

100 Yards Receiving, Individual

CHARGERS — **Ladd McConkey, Dec. 1, 2024 at Atlanta (117 yards)**
OPPONENT — **Mike Evans, Dec. 15, 2024 vs. Tampa Bay (159 yards)**
CHARGERS — *Keenan Allen, AFC Divisional,*
Jan. 12, 2014 at Denver (142 yards)
OPPONENT — *Julian Edelman, AFC Divisional,*
Jan. 13, 2019 at New England (151 yards)

100 Yards Receiving, One Half, Individual

CHARGERS — **Ladd McConkey, Dec. 1, 2024 at Atlanta (105 yards in first half)**
OPPONENT — **Mike Evans, Dec. 15, 2024 vs. Tampa Bay (115 yards in second half)**
CHARGERS — *Keenan Allen, AFC Divisional,*
Jan. 12, 2014 at Denver (142 yards in second half)
OPPONENT — *Julian Edelman, AFC Divisional,*
Jan. 13, 2019 at New England (107 yards in first half)

Two 100-Yard Receivers

CHARGERS — Keenan Allen (215 yards) and Mike Williams (121 yards),
Sept. 24, 2023 at Minnesota
OPPONENT — Travis Kelce (191 yards) and Tyreek Hill (148 yards),
Dec. 16, 2021 vs. Kansas City
CHARGERS — *Chris Chambers (133 yards) and Vincent Jackson (114 yards),*
AFC Wild Card, Jan. 6, 2008
OPPONENT — *Tony Nathan (114 yards) and Duriel Harris (106 yards),*
AFC Divisional, Jan. 2, 1982

Five Touchdown Receptions, Individual

CHARGERS — Kellen Winslow, Nov. 22, 1981 at Oakland (15, 29, 4, 5, 3 yards)
OPPONENT — *Never*
CHARGERS — *Never*
OPPONENT — *Never*

Four Touchdown Receptions, Individual

CHARGERS — Kellen Winslow, Nov. 22, 1981 at Oakland (15, 29, 4, 5, 3 yards)
OPPONENT — Daryl Turner, Sept. 15, 1985 vs. Seattle (34, 15, 30, 7 yards)
CHARGERS — *Never*
OPPONENT — *Never*

Three Touchdown Receptions, Individual

CHARGERS — Danny Woodhead, Dec. 20, 2015 vs. Miami (20, 9, 9 yards)
OPPONENT — Travis Kelce, Nov. 20, 2022 vs. Kansas City (4, 32, 17 yards)
CHARGERS — *Never*
OPPONENT — *Jerry Rice, Super Bowl XXIX at Joe Robbie Stadium,*
Jan. 29, 1995 vs. San Francisco (44, 15, 7 yards)

Two Touchdown Receptions, Individual

CHARGERS — **Ladd McConkey, Oct. 27 2024 vs. New Orleans (60, 9 yards)**
OPPONENT — **Mike Evans, Dec. 15, 2024 vs. Tampa Bay (57, 35 yards)**
CHARGERS — *Keenan Allen, AFC Divisional,*
Jan. 12, 2014 at Denver (16, 16 yards)
OPPONENT — *Michael Crabtree, AFC Wild Card,*
Jan. 6, 2019 at Baltimore (31, 7 yards)

COMBINATION

100 Yards Rushing and Receiving, Individual

CHARGERS — Austin Ekeler, Dec. 8, 2019 at Jacksonville
(101 yards rushing, 112 yards receiving)
OPPONENT — Essex Johnson, Sept. 30, 1973 vs. Cincinnati
(121 yards rushing, 116 yards receiving)
CHARGERS — *Keith Lincoln, AFC Championship, Jan. 5, 1964 vs. Boston*
(206 yards rushing, 123 yards receiving)
OPPONENT — *Never*

300-Yard Passer, 100-Yard Rusher and 100-Yard Receiver

CHARGERS — Philip Rivers (314 yards passing),
Austin Ekeler (101 yards rushing),
Austin Ekeler (112 yards receiving),
Dec. 8, 2019 at Jacksonville
OPPONENT — Patrick Mahomes (329 yards passing),
Isiah Pacheco (107 yards rushing),
Travis Kelce (115 yards receiving),
Nov. 20, 2022 vs. Kansas City
CHARGERS — *Dan Fouts (333 yards passing),*
Chuck Muncie (126 yards rushing),
Wes Chandler (124 yards receiving),
Kellen Winslow (102 yards receiving),
AFC Wild Card, Jan. 9, 1983 at Pittsburgh
OPPONENT — *Tom Brady (343 yards passing),*
Sony Michel (129 yards rushing),
Julian Edelman (151 yards receiving),
AFC Divisional, Jan. 13, 2019 at New England

INTERCEPTIONS

Four Interceptions, Individual

CHARGERS — *Never*
OPPONENT — Kwamie Lassiter, Dec. 27, 1998 at Arizona (4 interceptions)
CHARGERS — *Never*
OPPONENT — *Vernon Perry, AFC Divisional,*
Dec. 29, 1979 vs. Houston Oilers (4 interceptions)

Three Interceptions, Individual

CHARGERS — Antonio Cromartie, Nov. 11, 2007 vs. Indianapolis (3 interceptions)
OPPONENT — Kwamie Lassiter, Dec. 27, 1998 at Arizona (4 interceptions)
CHARGERS — *Never*
OPPONENT — *Vernon Perry, AFC Divisional,*
Dec. 29, 1979 vs. Houston Oilers (4 interceptions)

Two Interceptions, Individual

CHARGERS — **Tarheeb Still, Dec. 1, 2024 at Atlanta (2 interceptions)**
OPPONENT — Patrick Surtain II, Nov. 28, 2021 at Denver (2 interceptions)
CHARGERS — *Glen Edwards, AFC Divisional,*
Jan. 3, 1981 vs. Buffalo (2 interceptions)
OPPONENT — *Jason Belser, AFC Wild Card,*
Dec. 31, 1995 vs. Indianapolis (2 interceptions)

Interception Returned for Touchdown

CHARGERS — **Tarheeb Still, Dec. 1, 2024 at Atlanta (61 yards of Kirk Cousins)**
OPPONENT — Jack Jones, Dec. 14, 2023 at Las Vegas
(16 yards of Easton Stick)
CHARGERS — *Never*
OPPONENT — *Never*

SACKS

Six Sacks, Individual

CHARGERS — Khalil Mack, Oct. 1, 2023 vs. Las Vegas (6.0 sacks)
OPPONENT — Never
CHARGERS — Never
OPPONENT — Never

Five Sacks, Individual

CHARGERS — Khalil Mack, Oct. 1, 2023 vs. Las Vegas (6.0 sacks)
OPPONENT — Never
CHARGERS — Never
OPPONENT — Never

Four-and-One-Half Sacks, Individual

CHARGERS — Khalil Mack, Oct. 1, 2023 vs. Las Vegas (6.0 sacks)
OPPONENT — Hugh Douglas, Oct. 18, 1998 vs. Philadelphia (4.5 sacks)
CHARGERS — Never
OPPONENT — Never

Four Sacks, Individual

CHARGERS — Khalil Mack, Oct. 1, 2023 vs. Las Vegas (6.0 sacks)
OPPONENT — Justin Houston, Dec. 28, 2014 at Kansas City (4.0 sacks)
CHARGERS — Never
OPPONENT — Never

Three-and-One-Half Sacks, Individual

CHARGERS — Khalil Mack, Oct. 1, 2023 vs. Las Vegas (6.0 sacks)
OPPONENT — Justin Houston, Dec. 28, 2014 at Kansas City (3.5 sacks)
CHARGERS — Never
OPPONENT — Never

Three Sacks, Individual

CHARGERS — Khalil Mack, Oct. 1, 2023 vs. Las Vegas (6.0 sacks)
OPPONENT — Myles Garrett, Nov. 3, 2024 at Cleveland (3.0 sacks)
CHARGERS — Never
OPPONENT — Never

Two-and-One-Half Sacks, Individual

CHARGERS — Tuli Tuipulotu, Nov. 3, 2024 at Cleveland (2.5 sacks)
OPPONENT — Myles Garrett, Nov. 3, 2024 at Cleveland (3.0 sacks)
CHARGERS — Burt Grossman, AFC Wild Card,
Jan. 2, 1993 vs. Kansas City (2.5 sacks)
OPPONENT — Never

Two Sacks, Individual

CHARGERS — Tuli Tuipulotu (2.0 sacks) & Bud Dupree (2.0 sacks),
Nov. 10, 2024 vs. Tennessee
OPPONENT — Tershawn Wharton, Dec. 8, 2024 at Kansas City (2.0 sacks)
CHARGERS — Melvin Ingram, AFC Wild Card,
Jan. 6, 2019 at Baltimore (2.0 sacks)
OPPONENT — Shaun Phillips, AFC Divisional,
Jan. 12, 2014 at Denver (2.0 sacks)

TOUCHDOWNS

Five Touchdowns, Individual

CHARGERS — Kellen Winslow, Nov. 22, 1981 at Oakland
(15-, 29-, 4-, 5-, 3-yard receptions)
OPPONENT — Never
CHARGERS — Never
OPPONENT — Never

Four Touchdowns, Individual

CHARGERS — Austin Ekeler, Nov. 21, 2021 vs. Pittsburgh
(10-, 17-yard receptions; 6-, 5-yard runs)
OPPONENT — Harvey Williams, Nov. 16, 1997 vs. Oakland
(8-, 32-yard receptions; 1-, 1-yard runs)
CHARGERS — Never
OPPONENT — Never

Three Touchdowns, Individual

CHARGERS — Austin Ekeler, Oct. 2, 2022 at Houston
(14-yard receptions; 10-, 20-yard runs)
OPPONENT — Travis Kelce, Nov. 20, 2022 vs. Kansas City
(4-, 32-, 17-yard receptions)
CHARGERS — Never
OPPONENT — Sony Michel, AFC Divisional,
Jan. 13, 2019 at New England (1-, 14-, 5-yard runs)

FIELD GOALS AND PATS

Six Field Goals Made, Individual

CHARGERS — Greg Davis, Oct. 5, 1997 at Oakland
(30, 22, 38, 43, 33, 33 yards)
OPPONENT — Phil Dawson, Nov. 5, 2006 vs. Cleveland
(37, 20, 42, 30, 36, 35 yards)
CHARGERS — Never
OPPONENT — Never

Five Field Goals Made, Individual

CHARGERS — Cameron Dicker, Oct. 21, 2024 at Arizona
(59, 50, 28, 47, 40 yards)
OPPONENT — Daniel Carlson, Jan. 9, 2022 at Las Vegas
(24, 31, 52, 40, 47 yards)
CHARGERS — Michael Badgley, AFC Wild Card,
Jan. 6, 2019 at Baltimore (21, 53, 40, 34, 47 yards)
OPPONENT — Never

Four Field Goals Made, Individual

CHARGERS — Cameron Dicker, Oct. 21, 2024 at Arizona
(59, 50, 28, 47, 40 yards)
OPPONENT — Chase McLaughlin, Dec. 15, 2024 vs. Tampa Bay
(22, 37, 42, 43 yards)
CHARGERS — Michael Badgley, AFC Wild Card,
Jan. 6, 2019 at Baltimore (21, 53, 40, 34, 47 yards)
OPPONENT — Never

50-Yard Field Goal, Individual

CHARGERS — Cameron Dicker, Dec. 1, 2024 at Atlanta (51 yards)
OPPONENT — Matthew Wright, Dec. 8, 2024 at Kansas City (50 yards)
CHARGERS — Michael Badgley, AFC Wild Card,
Jan. 6, 2019 at Baltimore (53 yards)
OPPONENT — Stephen Gostkowski, AFC Divisional,
Jan. 14, 2007 vs. New England (50 yards)

Blocked Field Goal Attempt

CHARGERS — Teair Tart, Nov. 3, 2024 at Cleveland
(51-yard Dustin Hopkins attempt)
OPPONENT — Zack Allen, Dec. 31, 2023 at Denver
(50-yard Cameron Dicker attempt)
CHARGERS — Leroy Jones, AFC Divisional, Jan. 2, 1982 at Miami
(34-yard Uwe von Schamann attempt)
OPPONENT — Never

Two-Point Conversion

CHARGERS — Joshua Palmer pass from Justin Herbert,
Dec. 1, 2024 at Atlanta
OPPONENT — Clyde Edwards-Helaire pass from Patrick Mahomes,
Dec. 16, 2021 vs. Kansas City
CHARGERS — Keenan Allen pass from Phillip Rivers, AFC Divisional,
Jan. 13, 2019 at New England
OPPONENT — Kevin Faulk run, AFC Divisional,
Jan. 14, 2007 vs. New England

Point After Touchdown Missed

CHARGERS — Cameron Dicker, Nov. 3, 2024 at Cleveland
(Second attempt, wide left)
OPPONENT — Anders Carlson, Nov. 19, 2023 at Green Bay
(Second attempt, wide right)
CHARGERS — Rolf Benirschke, AFC Second Round,
Jan. 16, 1993 at Miami (First attempt, wide right)
OPPONENT — Never

Blocked Point After Touchdown

CHARGERS — Isaac Rochell, Sept. 27, 2020 vs. Carolina
(Joey Slye, first attempt)
OPPONENT — Denico Autry, Dec. 31, 2017 vs. Oakland
(Nick Rose, third attempt)
CHARGERS — Never
OPPONENT — Never

PUNTING

80-Yard Punt

CHARGERS — JK Scott, Dec. 11, 2023 vs. Denver (83 yards)
OPPONENT — Dustin Colquitt, Dec. 2, 2007 at Kansas City (81 yards)
CHARGERS — *Never*
OPPONENT — *Never*

70-Yard Punt

CHARGERS — JK Scott, Dec. 11, 2023 vs. Denver (83 yards)
OPPONENT — Bryce Baringer, Dec. 3, 2023 at New England (70 yards)
CHARGERS — *Never*
OPPONENT — Ray Guy, AFC Championship, Jan. 11, 1981 vs. Oakland (71 yards)

60-Yard Punt

CHARGERS — **JK Scott, Oct. 27, 2024 vs. New Orleans (67 yards)**
OPPONENT — **Jordan Stout, Nov. 25, 2024 vs. Baltimore (62 yards)**
CHARGERS — Mike Scifres, AFC Divisional, Jan. 12, 2014 at Denver (62 yards)
OPPONENT — Hunter Smith, AFC Wild Card, Jan. 3, 2009 vs. Indianapolis (63 yards)

Blocked Punt

CHARGERS — Jerry Attaochu of Drew Butler, Sept. 8, 2014 at Arizona
OPPONENT — Miles Killebrew of Ty Long, Nov. 21, 2021 vs. Pittsburgh
CHARGERS — *Never*
OPPONENT — Lou Piccone of Rick Partridge, AFC Divisional, Jan. 3, 1981 vs. Buffalo

10 or More Punts, Individual

CHARGERS — Drew Kaser, Nov. 12, 2017 at Jacksonville (10 punts for 485 yards)
OPPONENT — Chad Stanley, Sept. 15, 2002 vs. Houston (10 punts for 406 yards)
CHARGERS — *Never*
OPPONENT — *Never*

No Punts

CHARGERS — Dec. 26, 2021 at Houston
OPPONENT — Sept. 19, 2010 vs. Jacksonville
CHARGERS — *Never*
OPPONENT — AFC Divisional, Jan. 12, 2014 at Denver

OTHER SPECIAL TEAMS

Kickoff Returned for Touchdown

CHARGERS — Andre Roberts, Jan. 2, 2022 vs. Denver (101 yards)
OPPONENT — Mecole Hardman, Dec. 29, 2019 at Kansas City (104 yards)
CHARGERS — Andre Coleman, Super Bowl XXIX at Joe Robbie Stadium, Jan. 29, 1995 vs. San Francisco (98 yards)
OPPONENT — *Never*

Punt Returned for Touchdown

CHARGERS — Derius Davis, Nov. 6, 2023 at New York Jets (87 yards)
OPPONENT — Gunner Olszewski, Dec. 6, 2020, vs. New England (70 yards)
CHARGERS — Wes Chandler, AFC Divisional, Jan. 2, 1982 at Miami (58 yards)
OPPONENT — Antonio Holmes, AFC Divisional, Jan. 11, 2009 at Pittsburgh (67 yards)

Blocked Punt Returned for Touchdown

CHARGERS — Jacob Hester, Oct. 25, 2009 at Kansas City (Recovered own blocked Dustin Colquitt punt in end zone)
OPPONENT — Daniel Thomas, Oct. 25, 2020 vs. Jacksonville (Recovered own blocked Ty Long punt, returned recovery 16 yards)
CHARGERS — *Never*
OPPONENT — *Never*

Recovered Own Onside Kick Attempt

CHARGERS — Darrell Stuckey of Nick Novak kick, Nov. 18, 2012 at Denver
OPPONENT — Keion Crossen of Riley Dixon kick, Dec. 12, 2021 vs. New York Giants
CHARGERS — Richard Marshall of Nick Novak kick, AFC Divisional, Jan. 12, 2014 at Denver
OPPONENT — *Never*

OTHER DEFENSE

Shutout Posted

CHARGERS — Dec. 3, 2023 at New England (6-0, Chargers win)
OPPONENT — Dec. 6, 2020 vs. New England (45-0, Patriots win)
CHARGERS — AFC Wild Card, Jan. 2, 1993 vs. Kansas City (Chargers win, 17-0)
OPPONENT — AFC Divisional, Jan. 10, 1993 at Miami (Dolphins win, 31-0)

Fumble Returned for Touchdown

CHARGERS — Tevaughn Campbell, Dec. 5, 2021 at Cincinnati (61 yards)
OPPONENT — Mike Edwards, Jan. 7, 2024 vs. Kansas City (97 yards)
CHARGERS — *Never*
OPPONENT — Guy Ruff, AFC Wild Card, Jan. 9, 1983 at Pittsburgh (Recovered opening kickoff fumble in end zone)

Safety Scored

CHARGERS — Oct. 23, 2022 vs. Seattle (Kenneth Walker III tackled by Sebastian Joseph-Day and Troy Reeder in end zone)
OPPONENT — **Oct. 27, 2024 vs. New Orleans (JK Scott fumbled out end zone)**
CHARGERS — AFC Divisional, Jan. 8, 1995 vs. Miami (Bernie Parmalee tackled in end zone by Reuben Davis)
OPPONENT — *Never*

MISCELLANEOUS

No Penalties

CHARGERS — Oct. 9, 2011 at Denver (Chargers win, 29-24)
OPPONENT — Dec. 4, 2005 vs. Oakland (Raiders win, 34-10)
CHARGERS — *Never*
OPPONENT — AFC Divisional, Jan. 10, 1993 at Miami (Dolphins win, 31-0)

Game Without Touchdown

CHARGERS — **Oct. 21, 2024 at Arizona (Cardinals win 17-15)**
OPPONENT — **Oct. 27, 2024 vs. New Orleans (Chargers win 26-8)**
CHARGERS — AFC Championship, Jan. 20, 2008 at New England (Patriots win, 21-12)
OPPONENT — AFC Wild Card, Jan. 6, 2008 vs. Tennessee (Chargers win, 17-6)

50 Points, Game

CHARGERS — Nov. 19, 2017 vs. Buffalo (Chargers win, 54-24)
OPPONENT — Dec. 14, 2023 at Las Vegas (Raiders win, 63-21)
CHARGERS — AFL Championship, Jan. 5, 1964 vs. Boston (Chargers win, 51-10)
OPPONENT — *Never*

40 Points, Game

CHARGERS — Dec. 5, 2021 at Cincinnati (Chargers win, 41-22)
OPPONENT — **Dec. 15, 2024 vs. Tampa Bay (Buccaneers win, 40-17)**
CHARGERS — AFC Divisional, Jan. 2, 1982 at Miami (Chargers win, 41-38)
OPPONENT — AFC Divisional, Jan. 13, 2019 at New England (Patriots win, 41-28)

600 Yards Total Offense, Game

CHARGERS — Dec. 20, 1982 vs. Cincinnati (661 yards)
OPPONENT — Oct. 1, 2000 at St. Louis (614 yards)
CHARGERS — AFL Championship, Jan. 5, 1964 vs. Boston (610 yards)
OPPONENT — *Never*

500 Yards Total Offense, Game

CHARGERS — Dec. 8, 2019 at Jacksonville (525 yards)
OPPONENT — **Dec. 15, 2024 vs. Tampa Bay (506 yards)**
CHARGERS — AFC Divisional, Jan. 2, 1982 at Miami (564 yards)
OPPONENT — *Never*

WEEKLY RANKINGS

2024 WEEKLY NFL RANKINGS

Week	Opp.	Offense			Defense		
		Total	Rush	Pass	Total	Rush	Pass
1	LV	13	5	23	15	4	25
2	at Car	12	2	28	2	6	6
3	at Pit	T-25	7	31	6	6	10
4	KC	28	11	31	7	5	12
5	BYE	29	9	31	5	6	10
6	at Den	28	10	29	6	6	8
7	at Ari	25	18	24	7	9	9
8	NO	23	20	24	8	11	9
9	at Cle	T-22	20	21	8	8	11
10	Ten	22	19	22	6	9	9
11	Cin	18	12	19	11	11	12
12	Bal	21	13	20	13	15	10
13	at Atl	24	18	24	14	14	10
14	at KC	24	19	25	11	T-14	8
15	TB	27	T-22	25	14	19	9
16	Den						
17	at NE						
18	at LV						
Chargers in 2023		18	25	13	28	17	30
Chargers in 2022		9	30	3	20	28	7
Chargers in 2021		4	21	T-2	23	30	12
Chargers in 2020		9	18	6	10	18	9
Chargers in 2019		10	28	6	6	18	5
Chargers in 2018		11	15	10	9	9	9
Chargers in 2017		4	24	1	15	31	3
Chargers in 2016		14	26	8	16	10	20
Chargers in 2015		9	31	4	20	27	T-14
Chargers in 2014		18	30	10	9	26	4
Chargers in 2013		5	13	4	23	12	29
Chargers in 2012		31	27	24	9	6	18
Chargers in 2011		6	16	6	16	20	13
Chargers in 2010		1	15	2	1	4	1
Chargers in 2009		10	31	5	16	20	11
Chargers in 2008		11	20	7	25	11	31
Chargers in 2007		20	7	26	14	16	14
Chargers in 2006		4	2	16	10	7	13
Chargers in 2005		10	9	12	13	1	28
Chargers in 2004		10	6	16	18	3	31
Chargers in 2003		14	6	19	27	T-25	21
Chargers in 2002		16	8	22	30	11	32

2024 REGULAR-SEASON RANKINGS

LOS ANGELES CHARGERS (Team)

Category	NFL	AFC
Turnover Margin (11)	4	4
Points Scored (21.0)	21	8
Points Allowed (17.6)	T-1	T-1
Total Offense (302.1)	27	14
Rushing (105.8)	T-22	10
Passing (196.4)	25	13
Total Defense (336.7)	14	9
vs. Rush (125.1)	19	16
vs. Pass (211.6)	9	5
Third-Down Offense (37.08%)	21	10
Third-Down Defense (36.98%)	12	6
Red-Zone Offense (55.56%)	16	7
Red-Zone Defense (40.00%)	1	1

LOS ANGELES CHARGERS (Individual)

Category	NFL	AFC
Passing		
Rating: Justin Herbert (97.5)	13	6
Yards: Justin Herbert (2,959)	17	8
Touchdowns: Justin Herbert (16)	T-17	9
Rushing		
Attempts: J.K. Dobbins (158)	25	12
Yards: J.K. Dobbins (766)	21	8
Touchdowns: J.K. Dobbins (8)	T-11	5
Receiving		
Receptions: Ladd McConkey (63)	T-26	15
Yards: Ladd McConkey (873)	T-16	8
Touchdowns: Quentin Johnston (8)	T-5	T-2
Defense		
Total Tackles: Daiyan Henley (126)	T-7	T-5
Solo Tackles: Daiyan Henley (73)	8	5
INTs: Tarheeb Still (4)	T-8	T-5
Sacks: Tuli Tuipulotu (7.5)	T-24	T-14

GAME-BY-GAME STARTERS

OFFENSIVE STARTERS

		WR	WR	TE	LT	LG	C	RG	RT	QB	RB	3WR	FB	2TE
Sept. 8	LV	J.Palmer	L.McConkey	W.Dissly	R.Slater	Z.Johnson	B.Bozeman	T.Pipkins	J.Alt	J.Herbert	G.Edwards	—	S.Matlock	—
Sept. 15	at Car	D.Davis	Q.Johnston	H.Hurst	R.Slater	Z.Johnson	B.Bozeman	T.Pipkins	J.Alt	J.Herbert	J.Dobbins	—	—	W.Dissly
Sept. 22	at Pit	L.McConkey	Q.Johnston	W.Dissly	R.Slater	Z.Johnson	B.Bozeman	T.Pipkins	J.Alt	J.Herbert	J.Dobbins	—	S.Matlock	—
Sept. 29	KC	L.McConkey	Q.Johnston	W.Dissly	J.Salyer	Z.Johnson	B.Bozeman	S.Mustipher	T.Pipkins	J.Herbert	J.Dobbins	—	S.Matlock	—
Oct. 13	at Den	L.McConkey	Q.Johnston	H.Hurst	R.Slater	Z.Johnson	B.Bozeman	T.Pipkins	J.Alt	J.Herbert	J.Dobbins	—	S.Matlock	—
Oct. 21	at Ari	L.McConkey	J.Palmer	E.Tomlinson	R.Slater	Z.Johnson	B.Bozeman	T.Pipkins	J.Alt	J.Herbert	J.Dobbins	S.Fehoko	—	—
Oct. 27	NO	L.McConkey	J.Palmer	W.Dissly	R.Slater	Z.Johnson	B.Bozeman	T.Pipkins	J.Alt	J.Herbert	J.Dobbins	S.Fehoko	—	—
Nov. 3	at Cle	L.McConkey	Q.Johnston	W.Dissly	R.Slater	Z.Johnson	B.Bozeman	T.Pipkins	J.Alt	J.Herbert	J.Dobbins	—	S.Matlock	—
Nov. 10	Ten	L.McConkey	Q.Johnston	W.Dissly	R.Slater	Z.Johnson	B.Bozeman	J.Salyer	J.Alt	J.Herbert	J.Dobbins	J.Reagor	—	—
Nov. 17	Cin	L.McConkey	Q.Johnston	T.Fisk	R.Slater	Z.Johnson	B.Bozeman	T.Pipkins	J.Alt	J.Herbert	G.Edwards	J.Palmer	—	—
Nov. 25	Bal	J.Palmer	Q.Johnston	T.Fisk	R.Slater	Z.Johnson	B.Bozeman	T.Pipkins	J.Alt	J.Herbert	J.Dobbins	—	S.Matlock	—
Dec. 1	at Atl	L.McConkey	D.Davis	T.Fisk	R.Slater	Z.Johnson	B.Bozeman	T.Pipkins	J.Alt	J.Herbert	G.Edwards	—	S.Matlock	—
Dec. 8	at KC	J.Palmer	J.Reagor	T.Fisk	R.Slater	Z.Johnson	B.Bozeman	T.Pipkins	J.Alt	J.Herbert	G.Edwards	—	S.Matlock	—
Dec. 15	TB	L.McConkey	Q.Johnston	S.Smartt	R.Slater	Z.Johnson	B.Bozeman	T.Pipkins	J.Alt	J.Herbert	G.Edwards	L.Shenault	—	—
Dec. 22	Den													
TBD	at NE													
TBD	at LV													

DEFENSIVE STARTERS

		OLB	DL	DL	DL	DL	OLB	LB	LB	CB	CB	S	S	3CB	3S
Sept. 8	LV	K.Mack	P.Ford	O.Ogbonnia	—	J.Bosa	D.Henley	D.Perryman	K.Fulton	A.Samuel	D.James	A.Gilman	J.Taylor	—	—
Sept. 15	at Car	K.Mack	P.Ford	O.Ogbonnia	—	J.Bosa	D.Henley	D.Perryman	K.Fulton	A.Samuel	D.James	E.Molden	J.Taylor	—	—
Sept. 22	at Pit	K.Mack	P.Ford	O.Ogbonnia	—	J.Bosa	D.Henley	D.Perryman	K.Fulton	A.Samuel	D.James	A.Gilman	—	E.Molden	—
Sept. 29	KC	K.Mack	P.Ford	O.Ogbonnia	—	T.Tuipulotu	D.Henley	D.Perryman	K.Fulton	A.Samuel	E.Molden	A.Gilman	T.Still	—	—
Oct. 13	at Den	K.Mack	P.Ford	O.Ogbonnia	—	T.Tuipulotu	D.Henley	D.Perryman	K.Fulton	C.Hart	D.James	A.Gilman	T.Still	—	—
Oct. 21	at Ari	K.Mack	P.Ford	O.Ogbonnia	M.Fox	T.Tuipulotu	D.Henley	D.Perryman	C.Hart	T.Still	D.James	A.Gilman	—	—	—
Oct. 27	NO	K.Mack	P.Ford	O.Ogbonnia	—	T.Tuipulotu	D.Henley	D.Perryman	K.Fulton	C.Hart	D.James	A.Gilman	—	E.Molden	—
Nov. 3	at Cle	K.Mack	P.Ford	O.Ogbonnia	—	T.Tuipulotu	D.Henley	D.Perryman	C.Hart	T.Still	D.James	A.Gilman	—	E.Molden	—
Nov. 10	Ten	K.Mack	P.Ford	O.Ogbonnia	—	T.Tuipulotu	D.Henley	D.Perryman	C.Hart	T.Still	D.James	A.Gilman	—	E.Molden	—
Nov. 17	Cin	J.Bosa	P.Ford	O.Ogbonnia	—	T.Tuipulotu	D.Henley	D.Perryman	K.Fulton	C.Hart	D.James	A.Gilman	—	E.Molden	—
Nov. 25	Bal	K.Mack	P.Ford	O.Ogbonnia	—	J.Bosa	D.Henley	T.Dye	K.Fulton	T.Still	D.James	A.Gilman	—	E.Molden	—
Dec. 1	at Atl	K.Mack	P.Ford	O.Ogbonnia	—	J.Bosa	D.Henley	T.Dye	K.Fulton	T.Still	D.James	T.Jefferson	—	E.Molden	—
Dec. 8	at KC	K.Mack	P.Ford	O.Ogbonnia	—	J.Bosa	D.Henley	T.Dye	K.Fulton	T.Still	D.James	M.Maye	—	E.Molden	—
Dec. 15	TB	K.Mack	P.Ford	O.Ogbonnia	—	J.Bosa	D.Henley	T.Dye	K.Fulton	T.Still	D.James	T.Jefferson	—	E.Molden	—
Dec. 22	Den														
TBD	at NE														
TBD	at LV														

WEEKLY INACTIVES

Sept. 8	Las Vegas:	Taylor Heinicke, Tarheeb Still, Kimani Vidal, Jordan McFadden, Brenden Rice, Justin Eboigbe.
Sept. 15	at Carolina:	Taylor Heinicke, Tarheeb Still, Kimani Vidal, Alohi Gilman, Jordan McFadden, Brenden Rice, Justin Eboigbe.
Sept. 22	at Pittsburgh:	Joshua Palmer, Junior Colson, Tarheeb Still, Kimani Vidal, Jordan McFadden, Justin Eboigbe.
Sept. 29	Kansas City:	Junior Colson, Kimani Vidal, Deane Leonard, Ja'Sir Taylor, Rashawn Slater, Joe Alt, Joey Bosa.
Oct. 13	at Denver:	Easton Stick, Tony Jefferson, Ja'Sir Taylor, Jordan McFadden, Brenden Rice, Joey Bosa.
Oct. 21	at Arizona:	Quentin Johnston, Easton Stick, Derius Davis, Brenden Jaimes, Jordan McFadden, Hayden Hurst, Joey Bosa.
Oct. 27	New Orleans:	Quentin Johnston, Easton Stick, Derius Davis, Jordan McFadden, Hayden Hurst, Justin Eboigbe.
Nov. 3	at Cleveland:	Easton Stick, Kristian Fulton, DJ Chark Jr., Brenden Jaimes, Jordan McFadden, Stone Smartt, Justin Eboigbe.
Nov. 10	Tennessee:	Easton Stick, Kristian Fulton, Kimani Vidal, Jordan McFadden, Trey Pipkins III, Stone Smartt, Justin Eboigbe.
Nov. 17	Cincinnati:	Easton Stick, DJ Chark Jr., Kimani Vidal, Khalil Mack, Brenden Jaimes, Jordan McFadden, Hayden Hurst.
Nov. 25	Baltimore:	Easton Stick, Denzel Perryman, DJ Chark Jr., Cam Hart, Kimani Vidal, Brenden Jaimes, Jordan McFadden.
Dec. 1	at Atlanta:	Easton Stick, Denzel Perryman, Cam Hart, Jeremiah Jean-Baptiste, Brenden Jaimes, Jordan McFadden.
Dec. 8	at Kansas City:	Easton Stick, Denzel Perryman, Ladd McConkey, Tony Jefferson, Brenden Jaimes, Jordan McFadden, Justin Eboigbe.
Dec. 15	Tampa Bay:	Easton Stick, Denzel Perryman, Brenden Jaimes, Jordan McFadden, Will Dissly, Justin Eboigbe.
Dec. 22	Denver:	
TBD	at New England:	
TBD	at Las Vegas:	

SEASON TOTALS

Name	No.	Name	No.	Name	No.
Jordan McFadden	13	Tarheeb Still	3	Joe Alt	1
Easton Stick	10	Junior Colson	2	Will Dissly	1
Justin Eboigbe	8	Derius Davis	2	Alohi Gilman	1
Kimani Vidal	7	Kristian Fulton	2	Jeremiah Jean-Baptiste	1
Brenden Jaimes	7	Cam Hart	2	Deane Leonard	1
Joey Bosa	4	Taylor Heinicke	2	Khalil Mack	1
Denzel Perryman	4	Tony Jefferson	2	Ladd McConkey	1
DJ Chark Jr.	3	Quentin Johnston	2	Joshua Palmer	1
Hayden Hurst	3	Stone Smartt	2	Trey Pipkins III	1
Brenden Rice	3	Ja'Sir Taylor	2	Rashawn Slater	1

CHARGERS AND OPPONENT WEEKLY LEADERS

REGULAR-SEASON WEEKLY LEADERS, LOS ANGELES CHARGERS

		Scoring		Pass Yds.	Carries	Rush Yds.		Catches	Rec. Yds.	Tackles (Solo)		Sacks					
Sept. 8	Las Vegas:	Dicker	10	Herbert	144	Edwards	11	Dobbins	135	McConkey	5	McConkey	39	Two Tied	7 (6)	Mack	1.5
Sept. 15	at Carolina:	Johnston	12	Herbert	130	Edwards	18	Dobbins	131	Johnston	5	Johnston	51	Henley	9 (5)	Two tied	1.0
Sept. 22	at Pittsburgh:	Johnston	6	Herbert	125	Dobbins	15	Dobbins	44	Three Tied	3	McConkey	44	Henley	12 (9)	Two tied	1.0
Sept. 29	Kansas City:	McConkey	6	Herbert	179	Dobbins	14	Dobbins	32	McConkey	5	McConkey	67	Two Tied	8	Dupree	2.0
Oct. 13	at Denver:	Dicker	11	Herbert	237	Dobbins	25	Dobbins	96	Two tied	4	Fehoko	44	Gilman	10 (6)	Two tied	1.0
Oct. 21	at Arizona:	Dicker	15	Herbert	349	Dobbins	14	Dobbins	40	Dissly	8	Dissly	81	James	8 (5)	None	
Oct. 27	New Orleans:	McConkey	12	Herbert	279	Dobbins	17	Dobbins	57	McConkey	6	McConkey	111	Henley	10 (6)	Five tied	1.0
Nov. 3	at Cleveland:	Dobbins	12	Herbert	282	Dobbins	14	Dobbins	85	McConkey	5	Johnston	118	Henley	13 (8)	Tuipulotu	2.5
Nov. 10	Tennessee:	Dicker	9	Herbert	164	Dobbins	15	Edwards	55	Dissly	5	McConkey	52	Henley	13 (10)	Two tied	2.0
Nov. 17	Cincinnati:	Dobbins	12	Herbert	297	Dobbins	11	Herbert	65	McConkey	6	McConkey	123	Henley	11 (5)	Tuipulotu	1.5
Nov. 25	Baltimore:	Dicker	11	Herbert	218	Edwards	9	Dobbins	40	McConkey	6	McConkey	83	Henley	10 (4)	James	1.0
Dec. 1	at Atlanta:	Dicker	9	Herbert	147	Edwards	6	Edwards	32	McConkey	9	McConkey	117	Dye	14 (7)	Tart	1.0
Dec. 8	at Kansas City:	Two tied	6	Herbert	213	Edwards	10	Edwards	36	Palmer	6	Palmer	78	Henley	8 (6)	Two tied	1.0
Dec. 15	Tampa Bay:	Two tied	6	Herbert	195	Edwards	8	Edwards	23	Three tied	5	McConkey	58	Three tied	9	Dye	1.0
Dec. 22	Denver:																
TBD	at New England:																
TBD	at Las Vegas:																

REGULAR-SEASON WEEKLY LEADERS, OPPONENT

		Scoring		Pass Yds.	Carries	Rush Yds.		Catches	Rec. Yds.	Tackles (Solo)		Sacks					
Sept. 8	Las Vegas:	Mattison	6	Minshew	257	White	13	White	44	Bowers	6	Meyers	61	Spillane	10 (7)	Crosby	1.0
Sept. 15	at Carolina:	Pineiro	3	Young	84	Hubbard	10	Hubbard	64	Hubbard	4	Tremble	23	Thompson	14 (8)	Two tied	0.5
Sept. 22	at Pittsburgh:	Boswell	8	Fields	245	Harris	18	Harris	70	Two Tied	5	Pickens	57	Queen	12 (9)	Herbig	2.0
Sept. 29	Kansas City:	Two tied	6	Mahomes	245	Hunt	14	Hunt	69	Kelce	7	Kelce	89	Tranquill	10 (7)	Jones	2.0
Oct. 13	at Denver:	Two tied	6	Nix	216	Two tied	6	Nix	61	Two tied	4	Vele	48	Jones	12 (11)	Two tied	1.0
Oct. 21	at Arizona:	Two tied	6	Murray	145	Conner	19	Conner	101	McBride	5	Two tied	51	White	10 (3)	Three tied	1.0
Oct. 27	New Orleans:	Grupe	6	Rattler	156	Kamara	10	Kamara	67	Olave	8	Olave	107	Werner	9 (7)	Two tied	1.0
Nov. 3	at Cleveland:	Tillman	6	Winston	235	Chubb	15	Chubb	39	Jeudy	7	Tillman	75	Bush	8 (6)	Garrett	3.0
Nov. 10	Tennessee:	Ridley	12	Levis	175	Pollard	9	Spears	47	Ridley	5	Ridley	84	Gibbens	15 (10)	None	
Nov. 17	Cincinnati:	Chase	12	Burrow	356	Brown	22	Brown	86	Higgins	9	Higgins	148	Stone	9 (8)	Ossai	1.0
Nov. 25	Baltimore:	Four tied	6	Jackson	177	Henry	24	Henry	140	Two tied	5	Flowers	62	Harrison	12 (6)	Four tied	1.0
Dec. 1	at Atlanta:	Koo	7	Cousins	245	Robinson	26	Robinson	102	London	9	McCloud	95	Elliss	5 (3)	Ebiketie	2.0
Dec. 8	at Kansas City:	Wright	13	Mahomes	210	Pacheco	14	Pacheco	55	Two tied	5	Kelce	45	Conner	8 (6)	Wharton	2.0
Dec. 15	Tampa Bay:	McLaughlin	16	Mayfield	288	Two tied	15	Irving	117	Evans	9	Evans	159	David	12 (8)	Two tied	1.5
Dec. 22	Denver:																
TBD	at New England:																
TBD	at Las Vegas:																

REGULAR SEASON SINGLE-GAME HIGHS

INDIVIDUAL

Passing

Longest Scoring Pass — 66, J.Herbert to Q. Johnston,
Nov. 3 at Cleveland
Longest Non-Scoring Pass — 48, J.Herbert to L.McConkey,
Dec. 1 at Atlanta
Most Passing Attempts — 39, J.Herbert, Oct. 21 at Arizona
Most Completions — 27, J.Herbert, Oct. 21 at Arizona
Most Passing Yards — 349, J.Herbert, Oct. 21 at Arizona
Most Passing Touchdowns — 2, Last: J.Herbert, Dec. 15 vs. Tampa Bay
Highest Completion Percentage (min. 20 att.) — 70.0, J.Herbert,
Last: Dec. 8 at Kansas City
Highest Passer Rating (min. 20 att.) — 125.8, J.Herbert,
Nov. 3 at Cleveland

Rushing

Longest Scoring Run — 43, J.Dobbins, Sept. 15 at Car.
Longest Non-Scoring Run — 61, J.Dobbins, Sept. 8 vs. L.V.
Most Rushing Attempts — 25, J.Dobbins, Oct. 13 at Den.
Most Rushing Yards — 135, J.Dobbins, Sept. 8 vs. L.V.
Most Rushing Touchdowns — 2, Last: J.Dobbins, Nov. 17 vs. Cincinnati

Receiving

Most Receptions — 9, L.McConkey, Dec. 1 at Atlanta
Most Receiving Yards — 123, L. McConkey, Nov. 17 vs. Cincinnati
Most Receiving Touchdowns — 2, Last: L.McConkey,
Oct. 27 vs. New Orleans

Total Offense

Most Total Yards from Scrimmage — 139, J.Dobbins, Sept. 8 vs. L.V.
Most Touchdowns — 2, Last: L.McConkey,
Oct. 27 vs. New Orleans

Special Teams

Longest Punt — 67, J.Scott, Oct. 27 vs. New Orleans
Longest Field Goal — 59, C.Dicker, Oct. 21 at Arizona
Most Attempted Field Goals — 5, C. Dicker, Oct. 21 at Arizona
Most Made Field Goals — 5, C. Dicker, Oct. 21 at Arizona

Returns

Longest Kickoff Return — 56, D.Davis, Nov. 10 vs. Tennessee
Longest Punt Return — 53, D.Davis, Nov. 3 at Cleveland
Longest Interception Return — 61, T.Still, Dec. 1 at Atlanta
Longest Fumble Return — 22, K.Mack, Sept. 8 vs. L.V.

Defense

Most Interceptions — 2, T.Still, Dec. 1 at Atlanta
Most Tackles — 14, T.Dye, Dec. 1 at Atlanta
Most Solo Tackles — 10, D.Henley, Nov. 10 vs. Tennessee
Most Sacks — 2.5, T.Tuipulotu, Nov. 3 at Cleveland
Most Passes Defensed — 3, Last: T.Still,
Dec. 1 at Atlanta

TEAM

Most, Offense

First Downs — 24, Nov. 17 vs. Cincinnati
Rushing Attempts — 44, Sept. 15 at Carolina
Rushing Yards — 219, Sept. 15 at Carolina
Rushing Touchdowns — 2, Last: Nov. 25 vs. Baltimore
Passing Attempts — 39, Oct. 21 at Arizona
Completions — 27, Oct. 21 at Arizona
Net Passing Yards — 336, Oct. 21 at Arizona
Touchdowns Thrown — 2, Last: Dec. 15 vs. Tampa Bay
Offensive Plays — 78, Oct. 13 at Denver
Total Offense — 435, Nov. 17 vs. Cincinnati
Time of Possession — 37:23, Oct. 13 at Denver

Most, Turnovers

Turnovers — 2, Last: Dec. 15 vs. Tampa Bay
Interceptions Thrown — 1, Last: Dec. 15 vs. Tampa Bay
Fumbles — 3, Oct. 21 at Arizona
Fumbles Lost — 2, Oct. 21 at Arizona

Longest Scoring Drives

Plays — 20, Oct. 13 at Denver
Yards — 95, Nov. 10 vs. Tennessee
Time — 10:29, Oct. 13 at Denver

Shortest Scoring Drives

Plays — 2, Oct. 27 vs. New Orleans
Yards — 5, Sept. 8 vs. Las Vegas
Time — 0:27, Nov. 17 vs. Cincinnati

Fewest, Defense

First Downs Allowed — 7, Sept. 15 at Carolina
Rushing Attempts Allowed — 18, Oct. 13 at Denver
Rushing Yards Allowed — 71, Sept. 8 vs. Las Vegas
Passing Attempts Allowed — 22, Nov. 25 vs. Baltimore
Completions Allowed — 14, Oct. 21 at Arizona
Net Passing Yards Allowed — 69, Sept. 8 vs. Las Vegas
Total Plays Allowed — 48, Sept. 15 at Carolina
Total Yards Allowed — 159, Sept. 15 at Carolina

Most, Defense

Takeaways — 4, Dec. 1 at Atlanta
Interceptions — 4, Dec. 1 at Atlanta
Fumbles Forced — 2, Sept. 8 vs. Las Vegas
Fumbles Recovered — 2, Sept. 8 vs. Las Vegas
Passes Defensed — 12, Nov. 3 at Cleveland
Sacks — 7, Nov. 10 vs. Tennessee

GAME-BY-GAME PASSES DEFENSED

Sept. 8	Las Vegas:	Poona Ford (2), Junior Colson (1), Bud Dupree (1), Khalil Mack (1).
Sept. 15	at Carolina:	Kristian Fulton (1), Deane Leonard (1), Scott Matlock (1), Elijah Molden (1), Asante Samuel Jr. (1).
Sept. 22	at Pittsburgh:	Bud Dupree (1), Alohi Gilman (1), Daiyan Henley (1), Asante Samuel Jr. (1).
Sept. 29	Kansas City:	Kristian Fulton (2), Poona Ford (1), Khalil Mack (1), Tuli Tuipulotu (1).
Oct. 13	at Denver:	Derwin James Jr. (2), Alohi Gilman (1), Khalil Mack (1), Elijah Molden (1), Tarheeb Still (1).
Oct. 21	at Arizona:	Khalil Mack (2), Cam Hart (1), Daiyan Henley (1), Teair Tart (1), Ja'Sir Taylor (1).
Oct. 27	New Orleans:	Ja'Sir Taylor (2), Daiyan Henley (1), Tuli Tuipulotu (1), Teair Tart (1).
Nov. 3	at Cleveland:	Elijah Molden (3), Tarheeb Still (3), Derwin James Jr. (2), Daiyan Henley (1), Alohi Gilman (1), Morgan Fox (1), Nick Niemann (1).
Nov. 10	Tennessee:	Cam Hart (1).
Nov. 17	Cincinnati:	Kristian Fulton (3), Cam Hart (2), Eli Apple (1), Daiyan Henley (1), Derwin James Jr. (1), Tarheeb Still (1), Ja'Sir Taylor (1).
Nov. 25	Baltimore:	Alohi Gilman (1), Elijah Molden (1).
Dec. 1	at Atlanta:	Tarheeb Still (3), Troy Dye (1), Derwin James Jr. (1), Kristian Fulton (1), Elijah Molden (1), Poona Ford (1), Khalil Mack (1), Marcus Maye (1).
Dec. 8	at Kansas City:	Daiyan Henley (1), Cam Hart (1), Marcus Maye (1), Khalil Mack (1), Ja'Sir Taylor (1).
Dec. 15	Tampa Bay:	Daiyan Henley (1), Tarheeb Still (1), Cam Hart (1).
Dec. 22	Denver:	
TBD	at New England:	
TBD	at Las Vegas:	

SEASON TOTALS (79)

Name	No.	Name	No.	Name	No.
Tarheeb Still	9	Bud Dupree	2	Scott Matlock	1
Kristian Fulton	7	Marcus Maye	2	Nick Niemann	1
Daiyan Henley	7	Asante Samuel Jr.	2		
Khalil Mack	7	Teair Tart	2		
Elijah Molden	7	Tuli Tuipulotu	2		
Cam Hart	6	Eli Apple	1		
Derwin James Jr.	6	Troy Dye	1		
Ja'Sir Taylor	5	Junior Colson	1		
Poona Ford	4	Morgan Fox	1		
Alohi Gilman	4	Deane Leonard	1		

GAME-BY-GAME SACKS

Sept. 8	Las Vegas:	Khalil Mack (1.5), Joey Bosa (1.0), Team Sacks (1.0), Morgan Fox (0.5).
Sept. 15	at Carolina:	Joey Bosa (1.0), Denzel Perryman (1.0).
Sept. 22	at Pittsburgh:	Derwin James Jr. (1.0), Khalil Mack (1.0).
Sept. 29	Kansas City:	Bud Dupree (2.0), Troy Dye (0.5), Tarheeb Still (0.5).
Oct. 13	at Denver:	Morgan Fox (1.0), Alohi Gilman (1.0).
Oct. 21	at Arizona:	None.
Oct. 27	New Orleans:	Khalil Mack (1.0), Bud Dupree (1.0), Poona Ford (1.0), Scott Matlock (1.0), Tuli Tuipulotu (1.0).
Nov. 3	at Cleveland:	Tuli Tuipulotu (2.5), Morgan Fox (2.0), Khalil Mack (1), Cam Hart (0.5).
Nov. 10	Tennessee:	Bud Dupree (2.0), Tuli Tuipulotu (2.0), Joey Bosa (1.0), Poona Ford (1.0), Daiyan Henley (1.0).
Nov. 17	Cincinnati:	Tuli Tuipulotu (1.5), Poona Ford (1.0), Derwin James Jr. (0.5).
Nov. 25	Baltimore:	Derwin James Jr. (1.0).
Dec. 1	at Atlanta:	Teair Tart (1.0).
Dec. 8	at Kansas City:	Derwin James Jr. (1.0), Joey Bosa (1.0), Khalil Mack (0.5), Tuli Tuipulotu (0.5).
Dec. 15	Tampa Bay:	Troy Dye (1.0).
Dec. 22	Denver:	
TBD	at New England:	
TBD	at Las Vegas:	

SEASON TOTALS (40.0)

Name	No.	Name	No.
Tuli Tuipulotu	7.5	Scott Matlock	1.0
Bud Dupree	5.0	Denzel Perryman	1.0
Khalil Mack	5.0	Teair Tart	1.0
Joey Bosa	4.0	Cam Hart	0.5
Morgan Fox	3.5	Tarheeb Still	0.5
Derwin James Jr.	3.5	Team	1.0
Poona Ford	3.0		
Troy Dye	1.5		
Alohi Gilman	1.0		
Daiyan Henley	1.0		

RECORDS

INDIVIDUAL RECORDS

*NFL Record

POINTS

Most Seasons Leading League

- 1 Nate Kaeding, 2009
- LaDainian Tomlinson, 2006
- John Carney, 1994

Most, Career

- 1,076 John Carney, 1990-2000
- 918 LaDainian Tomlinson, 2001-09
- 889 Nate Kaeding, 2004-12

Most, Season

- 186* LaDainian Tomlinson, 2006
- 146 Nate Kaeding, 2009
- 144 Nick Novak, 2013

Most, Season, Non-Kickers

- 186* LaDainian Tomlinson, 2006
- 124 Austin Ekeler, 2021
- 120 LaDainian Tomlinson, 2005

Most, Season, Rookie

- 114 Nate Kaeding, 2004
- 106 Josh Lambo, 2015
- Dennis ParTEE, 1968
- 94 Herb Travenio, 1965

Most, Game

- 30 Kellen Winslow, Nov. 22, 1981 at Oakland
- 24 (10x) Last: Austin Ekeler, Nov. 21, 2021 vs. Pit.
- 20 Mike Williams, Dec. 13, 2018 at Kansas City

TOUCHDOWNS

Most Seasons Leading League

- 3 Lance Alworth, 1964, 1965, 1966
- 2 Austin Ekeler, 2021, 2022
- 1 LaDainian Tomlinson, 2006
- Chuck Muncie, 1981

Most, Career

- 153 LaDainian Tomlinson, 2001-09
- 116 Antonio Gates, 2003-18
- 83 Lance Alworth, 1962-70

Most, Season

- 31* LaDainian Tomlinson, 2006
- 20 Austin Ekeler, 2021
- LaDainian Tomlinson, 2005
- 19 Chuck Muncie, 1981

Most, Game

- 5 Kellen Winslow, Nov. 22, 1981 at Oakland
- 4 (10x) Last: Austin Ekeler, Nov. 21, 2021 vs. Pit.
- 3 (46x) Last: A.Ekeler, Oct. 2, 2022 at Hou.

Most Consecutive Games

- 18* LaDainian Tomlinson, 2004-05
- 10 LaDainian Tomlinson, 2006
- 9 Antonio Gates, 2009-10
- Natrone Means, 1993-94
- Lance Alworth, 1963

POINTS AFTER TOUCHDOWN

Most Seasons Leading League

- 2 Nate Kaeding, 2006
- Rolf Benirschke, 1981, 1982
- 1 Herb Travenio, 1965

Most, Career

- 349 Nate Kaeding, 2004-12
- 328 Rolf Benirschke, 1977-86
- 293 John Carney, 1990-2000

Most, Season

- 58 Nate Kaeding, 2006
- 55 Rolf Benirschke, 1981
- 54 Nate Kaeding, 2004

Most, Game

- 7 (6x) Last: N.Kaeding, Dec. 28, 2008 vs. Den.
- 6 (30x) Last: M.Badgley, Dec. 8, 2019 at. Jax.
- 5 (55x) Last: C.Dicker, Nov. 12, 2023 vs. Detroit

Most Consecutive

- 250 Nate Kaeding, 2004-09
- 128 Nick Novak, 2011-14
- 87 Rolf Benirschke, 1983-86

Most Attempts, Career

- 352 Rolf Benirschke, 1977-86
- 351 Nate Kaeding, 2004-12
- 298 John Carney, 1990-2000

Most Attempts, Season

- 61 Rolf Benirschke, 1981
- 58 Nate Kaeding, 2006
- 55 Nate Kaeding, 2004
- Bob Thomas, 1985

Most Attempts, Game

- 8 Rolf Benirschke, Nov. 22, 1981 at Oakland
- 7 (6x) Last: N.Kaeding, Dec. 28, 2008 vs. Den.
- 6 (38x) Last: M. Badgley, Dec. 8, 2019 at. Jax.

TWO-POINT CONVERSIONS

Most Seasons Leading League

- 1 Ladarius Green, 2015
- Mikhael Ricks, 1999
- Ronnie Harmon, 1994

Most, Career

- 3 Ronnie Harmon, 1990-95
- 2 Joshua Palmer, 2021-24
- Keenan Allen, 2013-23
- Jared Cook, 2021
- Austin Ekeler, 2017-23
- Mike Williams, 2017-23
- Antonio Gates, 2003-18
- Melvin Gordon, 2015-19
- Ladarius Green, 2012-15
- Legedu Naanee, 2007-10
- Dave Kocourek, 1960-65

Most, Season

- 3 Ronnie Harmon, 1994
- 2 Jared Cook, 2021
- Austin Ekeler, 2021
- Melvin Gordon, 2018
- Antonio Gates, 2018
- 1 (37x) Last: Joshua Palmer, 2024

Most, Game

- 2* Ladarius Green, Oct. 25, 2015 vs. Oakland
- 1 (45x) Last: Joshua Palmer, Dec. 1, 2024 at Atl.

FIELD GOALS

Most Seasons Leading League

- 1 Nate Kaeding, 2009
- John Carney, 1994

Most, Career

- 261 John Carney, 1990-2000
- 180 Nate Kaeding, 2004-12
- 146 Rolf Benirschke, 1977-86

Most, Season

- 34 Nick Novak, 2013
- John Carney, 1994
- 32 Nate Kaeding, 2009
- 31 Cameron Dicker, 2023
- John Carney, 1993, 1999

Most, Game

- 6 (3x) Last: G.Davis, Oct. 5, 1997 at Oakland
- 5 (13x) Last: C.Dicker, Oct. 21, 2024 at Arizona
- 4 (39x) Last: C.Dicker, Oct. 21, 2024 at Arizona

Most, Game, No Misses

- 6 (3x) Last: G.Davis, Oct. 5, 1997 at Oakland
- 5 (12x) Last: C.Dicker, Oct. 21, 2024 at Arizona
- 4 (28x) Last: C.Dicker, Oct. 21, 2024 at Arizona

Highest Percentage, Career (min. 100 att.)

- 87.0 Nate Kaeding, 2004-12 (180-of-207)
- 84.6 Nick Novak, 2011-14, '17 (110-of-130)
- 81.6 John Carney, 1990-2000 (261-of-320)

Highest Percentage, Season (min. 15 att.)

- 95.0 Cameron Dicker, 2022 (19-of-20)
- 93.9 Cameron Dicker, 2023 (31-of-33)
- 93.8 Michael Badgley, 2018 (15-of-16)

Most Consecutive

- 32 Nick Novak, 2013-14
- 29 John Carney, 1992-93
- 22 Nate Kaeding, 2009-10

Most Attempts, Career

- 320 John Carney, 1990-2000
- 208 Rolf Benirschke, 1977-86
- 207 Nate Kaeding, 2004-12

Most Attempts, Season

- 40 John Carney, 1993
- 39 Michael Badgley, 2020
- 38 John Carney, 1994

Most Attempts, Game

- 7 Dick Van Raaphorst, Oct. 8, 1966 at N.Y. Jets
- 6 (6x) Last: Steve Christie, Dec. 1, 2002 vs. Den.
- 5 (27x) Last: C.Dicker, Oct. 21, 2024 at Arizona

Longest

- 59 Cameron Dicker, Oct. 21, 2024 at Arizona
- Michael Badgley, Dec. 9, 2018 vs. Cincinnati
- 57 Nate Kaeding, Dec. 21, 2008 at Tampa Bay
- 55 Cameron Dicker, Nov. 6, 2023 at N.Y. Jets
- Cameron Dicker, Oct. 22, 2023 at Kansas City
- Nate Kaeding, Nov. 29, 2009 vs. Kansas City

RUSHING YARDS

Most Seasons Leading League

- 2 LaDainian Tomlinson, 2006, 2007
- 1 Dick Post, 1968
Paul Lowe, 1965

Most, Career

- 12,490 LaDainian Tomlinson, 2001-09
- 4,972 Paul Lowe, 1960-68
- 4,355 Austin Ekeler, 2017-23

Most, Season

- 1,815 LaDainian Tomlinson, 2006
- 1,683 LaDainian Tomlinson, 2002
- 1,645 LaDainian Tomlinson, 2003

Most, Game

- 243 LaDainian Tomlinson, Dec. 28, 2003 vs. Oak.
- 220 LaDainian Tomlinson, Dec. 1, 2002 vs. Denver
- 217 LaDainian Tomlinson, Sept. 29, 2002 vs. N.E.
Gary Anderson, Dec. 18, 1988 vs. Kansas City

Most Games 100 Yards or More, Career

- 46 LaDainian Tomlinson, 2001-09
- 15 Natrone Means, 1993-99
Paul Lowe, 1960-68
- 12 Ryan Mathews, 2010-14

Most Games 100 Yards or More, Season

- 10 LaDainian Tomlinson, 2006
- 7 LaDainian Tomlinson, 2002
Don Woods, 1974
- 6 Ryan Mathews, 2013
LaDainian Tomlinson, 2007
LaDainian Tomlinson, 2004
LaDainian Tomlinson, 2003
Natrone Means, 1994

Most Consecutive Games, 100 Yards or More

- 9 LaDainian Tomlinson, 2006
- 5 Natrone Means, 1994
- 4 LaDainian Tomlinson, 2007

Most Games 200 Yards or More, Career

- 4 LaDainian Tomlinson, 2001-09
- 1 Gary Anderson, 1985-88

Longest Run

- 87t Melvin Gordon, Oct. 29, 2017 at New England
Paul Lowe, Sept. 10, 1961 at Dallas Texans
- 86t Keith Lincoln, Sept. 30, 1962 at Oakland
- 85t LaDainian Tomlinson, Dec. 17, 2006 vs. K.C.

RUSHING TOUCHDOWNS

Most Seasons Leading League

- 3 LaDainian Tomlinson, 2004, 2006, 2007
- 1 Chuck Muncie, 1981
Paul Lowe, 1961, 1965

Most, Career

- 138 LaDainian Tomlinson, 2001-09
- 43 Chuck Muncie, 1980-84
- 39 Austin Ekeler, 2017-23

Most, Season

- 28* LaDainian Tomlinson, 2006
- 19 Chuck Muncie, 1981
- 18 LaDainian Tomlinson, 2005

Most, Game

- 4 LaDainian Tomlinson, Oct. 14, 2007 vs. Oak.
LaDainian Tomlinson, Nov. 12, 2006 at Cin.
LaDainian Tomlinson, Oct. 15, 2006 at S.F.
Chuck Muncie, Nov. 29, 1981 vs. Denver
Clarence Williams, Sept. 16, 1979 vs. Buffalo
- 3 (22x), Last: M.Gordon, Oct. 15, 2018 at Cle.
- 2 (126x), Last: J.Dobbins, Nov. 17, 2024 vs. Cin.

Most Consecutive Games

- 18* LaDainian Tomlinson, 2004-05
- 9 Natrone Means, 1993-94
- 8 LaDainian Tomlinson, 2006

RUSHING AVERAGE

Most Seasons Leading League (min. 100 att.)

- 2 Paul Lowe, 1960, 1965
- 1 Dickie Post, 1968
Brad Hubbard, 1967
Keith Lincoln, 1963

Highest, Career (minimum 500 att.)

- 4.90 Paul Lowe, 1960-68
- 4.71 Keith Lincoln, 1961-66, '68
- 4.43 Dickie Post, 1967-70

Highest, Season (minimum 100 att.)

- 6.45 Keith Lincoln, 1963
- 6.29 Paul Lowe, 1960
- 5.71 Paul Lowe, 1963

Highest, Game (minimum 10 att.)

- 14.7 Michael Turner, Oct. 7, 2007 at Denver
- 13.8 Keith Lincoln, Sept. 30, 1962 at Oakland
- 13.5 J.K. Dobbins, Sept. 8, 2024 vs. Las Vegas

RUSHING ATTEMPTS

Most, Career

- 2,880 LaDainian Tomlinson, 2001-09
- 1,059 Melvin Gordon, 2015-19
- 1,031 Marion Butts, 1989-93

Most, Season

- 372 LaDainian Tomlinson, 2002
- 348 LaDainian Tomlinson, 2006
- 343 Natrone Means, 1994

Most, Game

- 39 LaDainian Tomlinson, Oct. 20, 2002 at Oak.
Marion Butts, Dec. 17, 1989 at Kansas City
- 37 (3x) Last: L.Tomlinson, Nov. 21, 2004 at Oak.
- 36 LaDainian Tomlinson, Sept. 9, 2001 vs. Was.
Gary Brown, Oct. 5, 1997 at Oakland

PASSING ATTEMPTS

Most Seasons Leading League

- 2 Dan Fouts, 1980, 1981
John Hadl, 1968, 1971
- 1 Philip Rivers, 2015

Most, Career

- 7,591 Philip Rivers, 2004-19
- 5,604 Dan Fouts, 1973-87
- 3,640 John Hadl, 1962-72

Most, Season

- 699 Justin Herbert, 2022
- 672 Justin Herbert, 2021
- 661 Philip Rivers, 2015

Most, Game

- 65 Philip Rivers, Oct. 18, 2015 at Green Bay
- 64 Justin Herbert, Jan. 9, 2022 at Las Vegas (OT)
- 58 Philip Rivers, Oct. 25, 2015 vs. Oakland
Mark Herrmann, Dec. 22, 1985 at K.C.

PASS COMPLETIONS

Most Seasons Leading League

- 2 Dan Fouts, 1980, 1981
John Hadl, 1968, 1971
- 1 Philip Rivers, 2015

Most, Career

- 4,908 Philip Rivers, 2004-19
- 3,297 Dan Fouts, 1973-87
- 1,868 Justin Herbert, 2020-24

Most, Season

- 477 Justin Herbert, 2022
- 443 Justin Herbert, 2021
- 437 Philip Rivers, 2015

Most, Game

- 43 Philip Rivers, Oct. 18, 2015 at Green Bay
- 40 Justin Herbert, Sept. 24, 2023 at Minnesota
- 39 Justin Herbert, Dec. 11, 2022 vs. Miami

Most Consecutive

- 25* Philip Rivers, Nov. 25, 2018 vs. Arizona
- 22 Philip Rivers, Sept. 13, 2015 vs. Detroit –
Sept. 20, 2015 at Cincinnati
- 20 Philip Rivers, Sept. 13, 2015 vs. Detroit

COMPLETION PERCENTAGE

Most Seasons Leading League (min. 140 att.)

- 1 Philip Rivers, 2013
Mark Herrmann, 1985
Dan Fouts, 1979
Tobin Rote, 1963

Highest, Career (minimum 500 att.)

- 66.2 Justin Herbert, 2020-24
- 64.7 Philip Rivers, 2004-19
- 62.2 Drew Brees, 2001-05

Highest, Season (minimum 140 att.)

- 69.5 Philip Rivers, 2013
- 68.2 Justin Herbert, 2022
- 68.3 Philip Rivers, 2018

Highest, Game (minimum 20 att.)

- 96.6 Philip Rivers, Nov. 25, 2018 vs. Ari. (28-of-29)
- 90.0 Philip Rivers, Nov. 1, 2012 vs. K.C. (18-of-20)
- 88.0 Drew Brees, Oct. 31, 2004 vs. Oak. (22-of-25)

PASSING YARDS

Most Seasons Leading League

- 4 Dan Fouts, 1979, 1980, 1981, 1982
- 3 John Hadl, 1965, 1968, 1971
- 1 Philip Rivers, 2010

Most, Career

- 59,271 Philip Rivers, 2004-19
- 43,040 Dan Fouts, 1973-87
- 26,938 John Hadl, 1962-72

Most, Season

- 5,014 Justin Herbert, 2021
- 4,802 Dan Fouts, 1981
- 4,792 Philip Rivers, 2015

Most, Game

- 503 Philip Rivers, Oct. 18, 2015 at Green Bay
- 455 Philip Rivers, Sept. 26, 2010 at Seattle
- 444 Dan Fouts, Dec. 11, 1982 at San Francisco
Dan Fouts, Oct. 19, 1980 vs. N.Y. Giants

Most Games 300 Yards or More, Career

- 70 Philip Rivers, 2004-19
- 51 Dan Fouts, 1973-87
- 26 Justin Herbert, 2020-24

Most Games 300 Yards or More, Season

- 9 Justin Herbert, 2021
- 8 Justin Herbert, 2020
Philip Rivers, 2015, 2019
Dan Fouts, 1980
- 7 Dan Fouts, 1981, 1985

Most Consecutive Games, 300 Yards or More

- 5 Philip Rivers, 2015
- 4 Dan Fouts, 1979, 1980-81
- 3 Justin Herbert, 2020-21, 2021, 2022
Philip Rivers, 2010-11, 2016, 2017
Dan Fouts, 1980, 1985
John Hadl, 1967

Most Games 400 Yards or More, Career

- 11 Philip Rivers, 2004-19
- 6 Dan Fouts, 1973-87
- 1 Justin Herbert, 2020-24
Jim Harbaugh, 1999-2000

Longest Completion

- 99t* Stan Humphries, Sept. 18, 1994 at Seattle
- 91t Jack Kemp, Nov. 12, 1961 at Denver
- 88t Ed Luther, Dec. 3, 1984 vs. Chicago

TOUCHDOWN PASSES

Most Seasons Leading League

- 2 Dan Fouts, 1981, 1982
John Hadl, 1968, 1971
- 1 Philip Rivers, 2008

Most, Career

- 397 Philip Rivers, 2004-19
- 254 Dan Fouts, 1973-87
- 201 John Hadl, 1962-72

Most, Season

- 38 Justin Herbert, 2021
- 34 Philip Rivers, 2008
- 33 Philip Rivers, 2017-18
Dan Fouts, 1981

Most, Game

- 6 Dan Fouts, Nov. 22, 1981 at Oakland
- 5 (4x), Last: Drew Brees, Oct. 31, 2004 vs. Oak.
- 4 (32x), Last: J.Herbert, Nov. 12, 2023 vs. Det.

Most Consecutive Games

- 28 Philip Rivers, 2012-14
- 27 Philip Rivers, 2017-18
- 26 Justin Herbert, 2020-23

INTERCEPTIONS THROWN

Most Seasons Leading League (Most INTs)

- 2 Philip Rivers, 2014, 2016
John Hadl, 1968, 1972

Most, Career

- 242 Dan Fouts, 1973-87
- 211 John Hadl, 1962-72
- 198 Philip Rivers, 2004-19

Most, Season

- 32 John Hadl, 1968
- 26 John Hadl, 1972
- 25 John Hadl, 1971
Jack Kemp, 1960

Most, Game

- 6 Ed Luther, Oct. 31, 1983 vs. Washington
John Hadl, Dec. 8, 1968 vs. Kansas City
- 5 (9x), Last: C.Wheilihan, Dec. 13, 1998 at Sea.
- 4 (33x), Last: P.Rivers, Nov. 18, 2019 vs. K.C.

Fewest, Season (minimum 150 att.)

- 1 Easton Stick, 2023 (174 att.)
- 2 Justin Herbert, 2024 (399 att.)
- 3 Ed Luther, 1984 (151 att.)
- 4 Doug Flutie, 2003 (167 att.)
John Friesz, 1993 (238 att.)

Most Consecutive Attempts, None Intercepted

- 357 Justin Herbert, Sept. 15, 2024-Dec. 15, 2024
- 233 Justin Herbert, Dec. 26, 2022-Oct. 1, 2023
- 194 Drew Brees, Oct. 17-Dec. 5, 2004

Lowest Percentage, Season (minimum 150 att.)

- 0.5 Justin Herbert, 2024
- 0.6 Easton Stick, 2023
- 1.4 Justin Herbert, 2022
- 1.5 Justin Herbert, 2023

PASSER RATING

Most Seasons Leading League (min. 300 att.)

- 1 Philip Rivers, 2008

Highest, Career (minimum 500 att.)

- 95.9 Justin Herbert, 2020-24
- 95.1 Philip Rivers, 2004-19
- 84.9 Drew Brees, 2001-05

Highest, Season (minimum 300 att.)

- 105.5 Philip Rivers, 2008, 2013, 2018
- 104.8 Drew Brees, 2004
- 104.4 Philip Rivers, 2009

Highest, Game (minimum 20 att.)

- 157.1 Dan Fouts, Sept. 7, 1981 at Cleveland
- 154.4 Philip Rivers, Dec. 8, 2019 at Jacksonville
- 153.1 Drew Brees, Oct. 31, 2004 vs. Oakland

RECEIVING YARDS

Most Seasons Leading League

- 3 Lance Alworth, 1965, 1966, 1968
- 1 Wes Chandler, 1982
John Jefferson, 1980

Most, Career

- 11,841 Antonio Gates, 2003-18
- 10,530 Keenan Allen, 2013-23
- 9,584 Lance Alworth, 1962-70

Most, Season

- 1,602 Lance Alworth, 1965
- 1,393 Keenan Allen, 2017
- 1,383 Lance Alworth, 1966

Most, Game

- 260 Wes Chandler, Dec. 20, 1982 vs. Cincinnati
- 243 Wes Chandler, Sept. 15, 1985 vs. Seattle
- 232 Lance Alworth, Oct. 20, 1963 at Kansas City

Most Games 100 Yards or More, Career

- 41 Lance Alworth, 1962-70
- 38 Keenan Allen, 2013-23
- 24 Kellen Winslow, 1979-87

Most Games 100 Yards or More, Season

- 9 Lance Alworth, 1965
- 8 Lance Alworth, 1966
- 7 Keenan Allen, 2017
John Jefferson, 1980

Most Consecutive Games, 100 Yards or More

- 5 Lance Alworth, 1966
- 4 Keenan Allen, 2017
Wes Chandler, 1982
John Jefferson, 1979-80
Charlie Joiner, 1976
Lance Alworth, 1968
Lance Alworth, 1965
- 3 Keenan Allen, 2023
Kellen Winslow, 1982
Kellen Winslow, 1980
John Jefferson, 1980
John Jefferson, 1979
Gary Garrison, 1971
Lance Alworth, 1967
Lance Alworth, 1965
Lance Alworth, 1964

Most Games 200 Yards or More, Career

- 5* Lance Alworth, 1962-70
- 2 Wes Chandler, 1981-87
- 1 Keenan Allen, 2013-23
Malcom Floyd, 2004-15

Longest Reception

- 99t* Tony Martin, Sept. 18, 1994 at Seattle
- 91t Keith Lincoln, Nov. 12, 1961 at Denver
- 88t Bobby Duckworth, Dec. 3, 1984 at Chicago

RECEIVING AVERAGE

Most Seasons Leading League (min. 35 rec.)

- 1 Mike Williams, 2019
Malcom Floyd, 2011
Wes Chandler, 1982
Gary Garrison, 1970
Lance Alworth, 1965

Average per Catch, Career (minimum 250 rec.)

- 19.4 Lance Alworth, 1962-70
- 18.6 Gary Garrison, 1966-76
- 17.5 Vincent Jackson, 2005-11

Average per Catch, Season (minimum 35 rec.)

- 23.2 Lance Alworth, 1965
- 22.9 Gary Garrison, 1970
- 21.2 Gary Garrison, 1968, 1971

Highest, Game (minimum 5 rec.)

- 36.0 Lance Alworth, Nov. 2, 1963 at New York Jets
- 33.6 Lance Alworth, Nov. 15, 1964 at Kansas City
- 32.0 Lance Alworth, Dec. 19, 1965 vs. Oakland

RECEPTIONS

Most Seasons Leading League

- 3 Lance Alworth, 1966, 1968, 1969
- 2 Kellen Winslow, 1980, 1981

Most, Career

- 955 Antonio Gates, 2003-18
- 904 Keenan Allen, 2013-23
- 586 Charlie Joiner, 1976-86

Most, Season

- 108 Keenan Allen, 2023
- 107 Austin Ekeler, 2022
- 106 Keenan Allen, 2021

Most, Game

- 18 Keenan Allen, Sept. 24, 2023 at Minnesota
- 16 Keenan Allen, Nov. 22, 2020 vs. N.Y. Jets
- 15 Austin Ekeler, Oct. 6, 2019 vs. Denver
Keenan Allen, Sept. 13, 2015 vs. Detroit
Kellen Winslow, Oct. 7, 1984 at Green Bay

Most Consecutive Games With a Catch

- 96 Lance Alworth, 1962-69
- 80 Antonio Gates, 2003-08
- 78 Charlie Joiner, 1978-84

RECEIVING TOUCHDOWNS

Most Seasons Leading League

- 3 Lance Alworth, 1964, 1965, 1966
- 2 John Jefferson, 1978, 1980
- 1 Tony Martin, 1996
Wes Chandler, 1982

Most, Career

- 116 Antonio Gates, 2003-18
- 81 Lance Alworth, 1962-70
- 59 Keenan Allen, 2013-23

Most, Season

- 14 Tony Martin, 1996
Lance Alworth, 1965
- 13 Antonio Gates, 2004
John Jefferson, 1978, 1980
Lance Alworth, 1964, 1966
- 12 Antonio Gates, 2014
Gary Garrison, 1970

Most, Game

- 5* Kellen Winslow, Nov. 22, 1981 at Oakland
- 4 Lance Alworth, Dec. 1, 1968 at Denver
- 3 (14x) Last: D.Woodhead, Dec. 20, 2015 vs. Mia.

Most Consecutive Games

- 9 Antonio Gates, 2009-10
Lance Alworth, 1963
- 7 Lance Alworth, 1967
- 6 John Jefferson, 1980
Lance Alworth, 1964

SCRIMMAGE YARDS

Most Seasons Leading League

- Lance Alworth, 1965, 1968
- LaDainian Tomlinson, 2003

Most, Career

- 16,445 LaDainian Tomlinson, 2001-09
11,841 Antonio Gates, 2003-18
10,643 Keenan Allen, 2013-23

Most, Season

- 2,370 LaDainian Tomlinson, 2003
2,323 LaDainian Tomlinson, 2006
2,172 LaDainian Tomlinson, 2002

Most, Game

- 271 LaDainian Tomlinson, Dec. 1, 2002 vs. Den.
261 Melvin Gordon, Nov. 6, 2016 vs. Tennessee
260 LaDainian Tomlinson, Dec. 28, 2003 vs. Oak.
Wes Chandler, Dec. 20, 1982 vs. Cincinnati

Most Games 100 Yards or More, Career

- 79 LaDainian Tomlinson, 2001-09
44 Lance Alworth, 1962-70
39 Keenan Allen, 2013-23

Most Games 100 Yards or More, Season

- 14 LaDainian Tomlinson, 2006
11 LaDainian Tomlinson, 2003
10 Ryan Mathews, 2011
LaDainian Tomlinson, 2004
LaDainian Tomlinson, 2002

Most Consecutive Games, 100 Yards or More

- 11 LaDainian Tomlinson, 2006
6 Melvin Gordon, 2018
Ryan Mathews, 2011
LaDainian Tomlinson, 2007
LaDainian Tomlinson, 2004
5 Natrone Means, 1994
Lydell Mitchell, 1978

Most Games 200 Yards or More, Career

- 12 LaDainian Tomlinson, 2001-09
5 Lance Alworth, 1962-70
2 Lionel James, 1984-88
Wes Chandler, 1981-87

INTERCEPTIONS

Most Seasons Leading League

- Casey Hayward, 2016
- Eric Weddle, 2011
- Antonio Cromartie, 2007

Most, Career

- 42 Gill Byrd, 1983-92
29 Dick Harris, 1960-65
26 Rodney Harrison, 1994-2002

Most, Season

- 10 Antonio Cromartie, 2007
9 Charlie McNeil, 1961
8 (4x) Last: Ryan McNeil, 2001

Most, Game

- 3 Antonio Cromartie, Nov. 11, 2007 vs. Ind.
Dwayne Harper, Nov. 27, 1995 vs. Oakland
Pete Shaw, Nov. 2, 1980 at Cincinnati
Clarence Duren, Oct. 30, 1977 at Miami
Chris Fletcher, Nov. 30, 1975 at Denver (OT)
Joe Beauchamp, Sept. 24, 1972 vs. Denver
Leslie "Speedy" Duncan, Sept. 25, 1966 at Oak.
Bud Whitehead, Oct. 10, 1965 at Buffalo
Dick Harris, Nov. 17, 1963 at Buffalo
C.McNeil, Sept. 24, 1961 vs. Houston Oilers
C.McNeil, Dec. 18, 1960 vs. Titans of N.Y.
2 (87x) Last: Tarheeb Still, Dec. 1, 2024 at Atl.

Most Consecutive Games

- 5 Charlie McNeil, 1961
4 Greg Jackson, 1998
Gill Byrd, 1989
Mike Fuller, 1977
Bryant Salter, 1972
3 (18x) Last: Stephen Cooper, 2008

INTERCEPTION RETURN YARDS

Most Seasons Leading League

- Vencie Glenn, 1987
- Charlie McNeil, 1961

Most, Career

- 546 Gill Byrd, 1983-92
502 Charlie McNeil, 1960-64
477 Kenny Graham, 1964-69

Most, Season

- 349 Charlie McNeil, 1961
224 Stanley Richard, 1994
166 Vencie Glenn, 1987

Most, Game

- 177* Charlie McNeil, Sept. 24, 1961 vs. Hou. Oilers
106 Woodrow Lowe, Nov. 18, 1979 vs. Pittsburgh
103 Vencie Glenn, Nov. 29, 1987 vs. Denver

Longest Return

- 103t Vencie Glenn, Nov. 29, 1987 vs. Denver
102t Donald Frank, Oct. 31, 1993 at L.A. Raiders
100t Leslie "Speedy" Duncan, Oct. 15, 1967 vs. K.C.

INTERCEPTION TOUCHDOWNS

Most Seasons Leading League

- Clinton Hart, 2005
- Jeffery Dale, 1985
- John Hendy, 1985
- Gill Byrd, 1984
- Woodrow Lowe, 1979
- Fred Dean, 1977
- Leroy Jones, 1977
- Kenny Graham, 1969
- Joe Beauchamp, 1968
- Earl Faison, 1964
- Henry Schmidt, 1964
- Claude Gibson, 1962
- Dick Harris, 1961

Most, Career

- 5 Kenny Graham, 1964-69
Dick Harris, 1960-65
4 Woodrow Lowe, 1976-86
3 Eric Weddle, 2007-15
Joe Beauchamp, 1966-75

Most, Season

- 3 Dick Harris, 1961
2 (9x) Last: Demorris Williams, 2012
1 (78x) Last: Tarheeb Still, 2024

Most, Game

- 1 (99x) Last: Tarheeb Still, Dec. 1, 2024 at Atl.

SACKS

Most Seasons Leading League

- Shawne Merriman, 2006

Most, Career

- 105.5 Leslie O'Neal, 1986-95
71.0 Joey Bosa, 2016-24
69.5 Shaun Phillips, 2004-12

Most, Season

- 17.5 Gary Johnson, 1980
17.0 Khalil Mack, 2023
Shawne Merriman, 2006
Leslie O'Neal, 1992
Steve DeLong, 1969
15.5 Fred Dean, 1978

Most, Game (since 1982)

- 6.0 Khalil Mack, Oct. 1, 2023 vs. Las Vegas
5.0 Leslie O'Neal, Nov. 16, 1986 vs. Dallas
4.0 Antwan Barnes, Dec. 18, 2011 vs. Baltimore
Shaun Phillips, Oct. 3, 2010 vs. Arizona
Leslie O'Neal, Oct. 22, 1995 at Seattle
Leslie O'Neal, Dec. 6, 1992 at Phoenix
Leslie O'Neal, Dec. 22, 1991 vs. Denver

PUNTS

Most Seasons Leading League

- Paul Maguire, 1962

Most, Career

- 771 Darren Bennett, 1995-2003
756 Mike Scifres, 2003-15
519 Dennis Pardee, 1968-75

Most, Season

- 95 Darren Bennett, 1998
92 Darren Bennett, 2000
89 Darren Bennett, 1997, 1999

Most, Game

- 11 (5x), Last: D.Bennett, Oct. 11, 1998 at Oak.
10 (10x) Last: D.Kaser, Nov. 12, 2017 at Jax.
9 (14x), Last: D.Kaser, Dec. 24, 2017 at N.Y. Jets

PUNT YARDS

Most Seasons Leading League

- Paul Maguire, 1962

Most, Career

- 34,152 Mike Scifres, 2003-15
33,776 Darren Bennett, 1995-2003
21,417 Dennis Pardee, 1968-75

Most, Season

- 4,248 Darren Bennett, 2000
4,174 Darren Bennett, 1998
3,972 Darren Bennett, 1997

Most, Game

- 522 Darren Bennett, Oct. 11, 1998 at Oakland
493 Mike Scifres, Nov. 18, 2012 at Denver
492 Dennis Pardee, Nov. 10, 1974 at Kansas City

Longest Punt

- 83 JK Scott, Dec. 10, 2023 vs. Denver
82 Paul Maguire, Nov. 19, 1961 vs. Dallas Texans
73 Dennis Pardee, Oct. 17, 1971 at Denver

PUNTING AVERAGE

Most Seasons Leading League (min. 50 punts)

- Darren Bennett, 2000

Highest, Career (minimum 100 punts)

- 47.4 Drew Kaser, 2016-18
46.5 Ty Long, 2019-21
45.6 JK Scott, 2022-24
45.2 Mike Scifres, 2003-15

Highest, Season (minimum 50 punts)

- 48.3 Mike Scifres, 2012
48.1 Drew Kaser, 2017
46.9 JK Scott, 2024
46.8 Ty Long, 2020

Highest, Game (minimum 4 punts)

- 59.5 Mike Scifres, Oct. 17, 2010 at St. Louis
Darren Bennett, Oct. 1, 1995 at Pittsburgh
57.4 JK Scott, Dec. 10, 2023 vs. Denver
57.3 JK Scott, Oct. 27, 2024 vs. New Orleans

PUNT RETURN YARDS

Most Seasons Leading League

- Leslie "Speedy" Duncan, 1965

Most, Career

- 2,388 Mike Fuller, 1975-80
1,651 Leslie "Speedy" Duncan, 1964-70
1,407 Darrien Gordon, 1993-96

Most, Season

- 537 Darrien Gordon, 1996
489 Eric Metcalf, 1997
475 Darrien Gordon, 1994

Most, Game

- 168 Eric Metcalf, Nov. 2, 1997 at Cincinnati
136 Mike Fuller, Nov. 21, 1976 at Buffalo
133 Andre Coleman, Sept. 17, 1995 at Philadelphia

Longest Return

- 95t Leslie "Speedy" Duncan, Nov. 24, 1968 vs. NYJ
90t Darrien Gordon, Sept. 25, 1994 at L.A. Raiders
88t Andre Coleman, Sept. 17, 1995 at Philadelphia
Mike Fuller, Oct. 9, 1977 at New Orleans

PUNT RETURN AVERAGE

Most Seasons Leading League (min. 20 ret.)

- 1 Derius Davis, 2023
- Ron Smith, 1973
- Leslie "Speedy" Duncan, 1965

Highest, Career (minimum 50 ret.)

- 13.7 Darrien Gordon, 1993-96
- 12.0 Leslie "Speedy" Duncan, 1964-70
- 11.3 Mike Fuller, 1975-80

Highest, Season (minimum 20 ret.)

- 16.0 Derius Davis, 2023
- 15.5 Leslie "Speedy" Duncan, 1965
- 14.9 Darrien Gordon, 1996

PUNT RETURN TOUCHDOWNS

Most Seasons Leading League

- 2 Leslie "Speedy" Duncan, 1965, 1966
- 1 Derius Davis, 2023
- Desmond King, 2018
- Eric Metcalf, 1997
- Andre Coleman, 1995
- Darrien Gordon, 1994
- Nate Lewis, 1990
- Kitrick Taylor, 1990
- Ron Smith, 1973

Most, Career

- 4 Leslie "Speedy" Duncan, 1964-70
- 3 Eric Metcalf, 1997
- Darrien Gordon, 1993-96
- 2 (5x) Last: Desmond King, 2017-19

Most, Season

- 3 Eric Metcalf, 1997
- 2 (3x) Last: Darrien Gordon, 1994
- 1 (20x) Last: Derius Davis, 2023

Most, Game

- 2* Eric Metcalf, Nov. 2, 1997 at Cincinnati
- 1 (26x) Last: Derius Davis, Nov. 6, 2023 at NYJ

PUNT RETURNS

Most, Career

- 212 Mike Fuller, 1975-80
- 138 Leslie "Speedy" Duncan, 1964-70
- 124 Lionel James, 1984-88

Most, Season

- 46 Mike Fuller, 1979
- 45 Eric Metcalf, 1997
- 39 Mike Fuller, 1978

Most, Game

- 8 (4x) Last: Leon Johnson, Dec. 7, 2003 at Det.
- 7 (4x) Last: M.Fuller, Dec. 17, 1978 at Hou. Oilers
- 6 (9x) Last: J.Herndon, Dec. 20, 2015 vs. Mia.

Most Fair Catches, Season

- 29 Derius Davis, 2023
- 25 Travis Benjamin, 2017
- 24 Kenny Graham, 1969

Most Fair Catches, Game

- 6 Derius Davis, Dec. 10, 2023 vs. Denver
- Phil McConkey, Dec. 17, 1989 at Kansas City
- 5 Travis Benjamin, Oct. 22, 2017 vs. Denver
- Jeff Graham, Sept. 3, 2000 at Oakland
- Kenny Graham, Oct. 4, 1969 vs. Cincinnati

KICKOFF RETURN YARDS

Most Seasons Leading League

- 1 Ronney Jenkins, 2001
- Lionel James, 1984
- James Brooks, 1982

Most, Career

- 6,469 Darren Sproles, 2005-10
- 3,997 Ronney Jenkins, 2000-02
- 3,914 Andre Coleman, 1994-96

Most, Season

- 1,541 Ronney Jenkins, 2001
- 1,531 Ronney Jenkins, 2000
- 1,528 Darren Sproles, 2005

Most, Game

- 250 Ronney Jenkins, Nov. 18, 2001 at Oakland
- 221 Ronney Jenkins, Sept. 10, 2000 vs. N.O.
- 215 Richard Goodman, Jan. 1, 2012 at Oakland

Longest Return

- 105t Richard Goodman, Jan. 1, 2012 at Oakland
- 103t Darren Sproles, Sept. 14, 2008 at Denver
- Keith Lincoln, Sept. 16, 1962 vs. Titans of N.Y.
- 101t Andre Roberts, Jan. 2, 2022 vs. Denver

KICKOFF RETURN AVERAGE

Most Seasons Leading League (min. 10 ret.)

- 1 Jimmy Warren, 1964

Highest, Career (minimum 75 ret.)

- 25.3 Leslie "Speedy" Duncan, 1964-70
- 25.1 Darren Sproles, 2005-10
- 24.2 Ronney Jenkins, 2000-02

Highest, Season (minimum 10 ret.)

- 32.8 Andre Roberts, 2021
- 29.7 Antonio Cromartie, 2006
- 28.9 Nasir Adderley, 2020

KICKOFF RETURN TOUCHDOWNS

Most Seasons Leading League

- 2 Anthony Miller, 1988, 1989
- 1 Richard Goodman, 2011
- Ronney Jenkins, 2001
- Andre Coleman, 1995
- Nate Lewis, 1991
- Jamie Holland, 1988
- Keith Lincoln, 1962

Most, Career

- 4 Andre Coleman, 1994-96
- 3 Ronney Jenkins, 2000-02
- 2 Darren Sproles, 2005-10
- Anthony Miller, 1988-93

Most, Season

- 2 Ronney Jenkins, 2001
- Andre Coleman, 1995
- Andre Coleman, 1994
- 1 (14x) Last: Andre Roberts, 2021

Most, Game

- 1 (20x) Last: A.Roberts, Jan. 2, 2022 vs. Den.

KICKOFF RETURNS

Most Seasons Leading League

- 1 Lionel James, 1984
- James Brooks, 1982

Most, Career

- 258 Darren Sproles, 2005-10
- 166 Andre Coleman, 1994-96
- 165 Ronney Jenkins, 2000-02

Most, Season

- 67 Ronney Jenkins, 2000
- 63 Darren Sproles, 2005
- 62 Andre Coleman, 1995

Most, Game

- 8 (5x) Last: Darren Sproles, Oct. 26, 2008 at N.O. in London
- 7 (14x) Last: D.Davis, Dec. 15, 2024 vs. T.B.
- 6 (36x) Last: R.Goodman, Jan. 1, 2012 at Oak.

COMBINED KICK & PUNT RETURN YARDS

Most Seasons Leading League

- 1 James Brooks, 1982
- Leslie "Speedy" Duncan, 1965

Most, Career

- 7,404 Darren Sproles, 2005-10
- 5,037 Leslie "Speedy" Duncan, 1964-70
- 4,240 Andre Coleman, 1994-96

Most, Season

- 1,737 Andre Coleman, 1995
- 1,636 Darren Sproles, 2005
- 1,625 Darren Sproles, 2008

COMBINED KICK & PUNT RETURNS

Most Seasons Leading League

- 1 Leslie "Speedy" Duncan, 1965

Most, Career

- 372 Darren Sproles, 2005-10
- 289 Mike Fuller, 1975-80
- 272 Leslie "Speedy" Duncan, 1964-70

Most, Season

- 90 Andre Coleman, 1995
- 81 Darren Sproles, 2005
- 80 Darren Sproles, 2009

SERVICE

Most Seasons

- 17 David Binn, 1994-2010
- 16 Philip Rivers, 2004-19
- Antonio Gates, 2003-18
- 15 Dan Fouts, 1973-87
- Russ Washington, 1968-82
- 14 Don Macek, 1976-89
- Doug Wilkerson, 1971-84

Most Games

- 256 David Binn, 1994-10
- 236 Antonio Gates, 2003-18
- 228 Philip Rivers, 2004-19
- 200 Junior Seau, 1990-2002
- Russ Washington, 1968-82

Most Consecutive Games

- 225 Philip Rivers, 2005-19
- 179 David Binn, 1994-10
- 178 Russ Washington, 1968-80

Most Consecutive Starts

- 224 Philip Rivers, 2006-19
- 148 Russ Washington, 1970-80
- 140 Walt Sweeney, 1964-73

TEAM RECORDS

*NFL Record | †strike-shortened 1982 season

GAMES WON

Most, Season

- 14 2006
- 13 2009
- 12 1961, 1979, 2004, 2018

Fewest, Season

- 1 2000
- 2 1973, 1975
- 4 1962, 1972, 1986, 1991, 1997, 2003, 2015

Most Consecutive

- 15 Nov. 27, 1960–Dec. 3, 1961
- 11 (3x) Last: Sept. 17, 2009–Jan. 3, 2010
- 8 (7x) Last: Oct. 25, 2004–Dec. 13, 2004

Most Consecutive at Home

- 10 Nov. 5, 1978–Nov. 25, 1979
- 9 (3x) Last: Sept. 17, 2006–Sept. 9, 2007
- 8 (4x) Last: Sept. 17, 2006–Dec. 31, 2006

Most Consecutive on Road

- 11 Oct. 2, 1960–Nov. 12, 1961
- 6 (4x) Last: Oct. 14, 2018 –Dec. 30, 2018
- 5 (5x) Last: Oct. 14, 2018 –Dec. 13, 2018

Most Consecutive at Start of Season

- 11 1961
- 6 1994
- 4 1966, 1980, 2002

GAMES LOST

Most, Season

- 15 2000
- 12 1975, 1986, 1991, 1997, 2003, 2015, 2023
- 11 1973, 1998, 2001, 2016, 2019

Fewest, Season

- 2 1961, 1965, 2006
- 3 2009, 1963, 1982†
- 4 1960, 1979, 2004, 2018

Most Consecutive

- 11 (2x) Last: Sept. 3, 2000–Nov. 19, 2000
- 9 (5x) Last: Dec. 4, 2016–Oct. 1, 2017
- 8 (9x) Last: Dec. 4, 2016–Sept. 24, 2017

Most Consecutive at Home

- 7 Nov. 13, 2016–Oct. 1, 2017
- 6 (2x) Last: Nov. 13, 2016–Sept. 24, 2017
- 5 (11x) Last: Nov. 12, 2023–Jan. 7, 2024

Most Consecutive on Road

- 11 Oct. 6, 1985–Oct. 26, 1986
- 8 (4x) Last: Sept. 3, 2000–Dec. 17, 2000
- 7 (7x) Last: Nov. 10, 2002–Oct. 5, 2003

Most Consecutive on Road w/o Victory (Ties incl.)

- 14 Nov. 22, 1970–Nov. 19, 1972

POINTS

Most Seasons Leading League

- 6 1963, 1965, 1981, 1982, 1985, 2006

Most, Season

- 492 2006
- 478 1981
- 474 2021

Most, Game

- 58 Dec. 22, 1963 vs. Denver
- 55 Nov. 22, 1981 at Oakland
- Oct. 20, 1968 vs. Denver
- 54 Nov. 19, 2017 vs. Buffalo

Most Game, Both Teams

- 98 Dec. 8, 1985 vs. Pittsburgh
- 93 Dec. 18, 1960 vs. Titans of New York
- 90 Nov. 12, 2006 at Cincinnati

Most, Half

- 42 Nov. 12, 2006 at Cincinnati (2nd half)
- 41 Nov. 5, 1961 vs. Titans of N.Y. (2nd half)
- 37 Nov. 19, 2017 vs. Buffalo (1st half)

Most, Quarter

- 28 Nov. 25, 2018 vs. Arizona (2nd quarter)
- Nov. 15, 1964 at K.C. (2nd quarter)
- Nov. 5, 1961 vs. Titans of N.Y. (3rd quarter)
- Sept. 24, 1961 vs. Houston Oilers (2nd quarter)

Most, Quarter, Both Teams

- 41 Nov. 21, 2021 vs. Pittsburgh (4th quarter)
- Oct. 10, 2021 vs. Cleveland (4th quarter)
- 38 Dec. 26, 2021 at Houston (4th quarter)
- Sept. 14, 2008 at Denver (2nd quarter)
- Oct. 19, 1986 at Kansas City (2nd quarter)
- Oct. 6, 1963 at Denver (2nd quarter)
- Oct. 7, 1961 at Boston (2nd quarter)

Fewest, Season

- 188 1973
- 189 1975
- 212 1974

Fewest, Game

- 0 (29x) Last: Dec. 6, 2020 vs. New England

Most Consecutive Games Not Shutout

- 240 Nov. 7, 1999–Nov. 2, 2014
- 114 Oct. 4, 1992–Oct. 24, 1999
- 105 Sept. 7, 1962–Oct. 26, 1969
- 98 Nov. 16, 2014–Nov. 29, 2020

TOUCHDOWNS

Most Seasons Leading League

- 6 1963, 1979, 1981, 1982, 1985, 2006

Most, Season

- 61 1981
- 60 1985
- 59 2006

Most, Game

- 8 Dec. 8, 1985 vs. Pittsburgh
- Nov. 22, 1981 at Oakland
- 7 (9x) Last: Oct. 10, 2021 vs. Cleveland
- 6 (37x) Last: Dec. 8, 2019 at Jacksonville

Fewest, Season

- 22 1973, 1975
- 23 1998
- 25 1977, 1999

POINTS AFTER TOUCHDOWN

Most Seasons Leading League

- 5 1965, 1981, 1982, 1985, 2006

Most, Season

- 58 2006
- 55 1981
- 54 2004

Most, Game

- 7 (7x) Last: Dec. 28, 2008 vs. Denver
- 6 (30x) Last: Dec. 8, 2019 at Jacksonville
- 5 (54x) Last: Nov. 12, 2023 vs. Detroit

Fewest, Season

- 19 1973, 1998
- 20 1975
- 21 1977

TWO-POINT CONVERSIONS

Most Seasons Leading League

- 4 2008, 2010, 2018, 2021

Most, Season

- 7 2021
- 6 2018
- 3 1994

Most, Game (since 1994)

- 2 Dec. 2, 2018 at Pittsburgh
- Sept. 9, 2018 vs. Kansas City
- Oct. 25, 2015 vs. Oakland
- 1 (40x) Last: Dec. 1, 2024 at Atlanta

Most Attempts, Season

- 11 2021
- 8 2018
- 7 1994

Most Attempts, Game (since 1994)

- 3 Dec. 26, 2021 at Houston
- Sept. 9, 2018 vs. Kansas City
- Sept. 4, 1994 at Denver
- 2 (6x) Last: Oct. 10, 2021 vs. Cleveland
- 1 (52x) Last: Dec. 1, 2024 at Atlanta

FIELD GOALS

Most Seasons Leading League

- 2 1994, 2009

Most, Season

- 34 1994, 2013
- 32 2009
- 31 1993, 1999, 2022, 2023

Most, Game

- 6 (3x) Last: Oct. 5, 1997 at Oakland
- 5 (13x) Last: Oct. 21, 2024 at Arizona
- 4 (39x) Last: Jan. 7, 2024 vs. Kansas City

Most Attempts, Season

- 43 2001
- 40 1993
- 38 1994

Most Attempts, Game

- 7 Oct. 8, 1966 at N.Y. Jets
- 6 (6x) Last: Nov. 19, 2017 vs. Buffalo
- 5 (29x) Last: Oct. 21, 2024 at Arizona

Most, Game, Both Teams

- 9 Sept. 29, 1996 vs. Kansas City
- 8 Nov. 3, 1996 at Indianapolis
- Nov. 9, 1975 vs. New England
- 7 (17x) Last: Oct. 17, 2022 vs. Denver (OT)

Most Attempts, Game, Both Teams

- 10 (4x) Last: Dec. 12, 1999 vs. Seattle
- 9 (3x) Last: Dec. 1, 2002 vs. Denver
- 8 (24x) Last: Dec. 31, 2023 at Denver

Fewest Made, Season

- 6 1974
- 10 1976
- 12 1964, 1970, 1973, 1975

Fewest Attempts, Season

- 16 1974
- 19 1970
- 20 1962, 1976, 1988, 2003

FIRST DOWNS

Most Seasons Leading League (Total)

7 1965, 1969, 1980, 1981, 1982, 1983, 1985

Most, Season

401 2021
380 1985
379 1981

Most, Game

35 Oct. 19, 1986 at Kansas City
34 Nov. 18, 1984 vs. Miami (OT)
Dec. 20, 1982 vs. Cincinnati
33 Nov. 21, 2021 vs. Pittsburgh
Sept. 9, 2018 vs. Kansas City
Sept. 15, 2013 at Philadelphia
Oct. 31, 2004 vs. Oakland

Most, Game, Both Teams

62 Sept. 15, 1985 vs. Seattle
60 Sept. 10, 2023 vs. Miami
58 Dec. 29, 2002 vs. Seattle (OT)
Sept. 22, 1985 at Cincinnati
Nov. 18, 1984 vs. Miami (OT)

Fewest, Season

198 1973, 1975
208 1961
217 1962

Fewest, Game

3 Nov. 30, 1975 at Denver (OT)
5 Nov. 16, 2003 at Denver
Oct. 5, 1970 vs. Oakland
6 Dec. 24, 2000 vs. Pittsburgh
Nov. 22, 1987 at Seattle

Most Seasons Leading League (Rushing)

3 1963, 1965, 2006

Most by Rushing, Season

137 2006
131 2004
127 1965, 1981

Most by Rushing, Game

19 Nov. 27, 1960 vs. Oakland
18 Oct. 3, 1965 vs. Houston Oilers
17 (4x) Last: Sept. 10, 2023 vs. Miami

Fewest by Rushing, Game

0 Dec. 5, 2010 vs. Oakland
Nov. 14, 1999 at Oakland
1 (19x) Last: Dec. 15, 2024 vs. Tampa Bay
2 (54x) Last: Oct. 16, 2023 vs. Dallas

Most Seasons Leading League (Passing)

7 1968, 1971, 1980, 1981, 1982, 1983, 1985

Most by Passing, Season

259 1985
256 2021
244 1980

Most by Passing, Game

27 Sept. 15, 1985 vs. Seattle
26 Oct. 18, 2015 at Green Bay
23 Dec. 20, 1982 vs. Cincinnati
Oct. 19, 1980 vs. N.Y. Giants

Fewest by Passing, Season

89 1975
93 1973
110 1961

Fewest by Passing, Game

0 Sept. 20, 1998 at Kansas City
1 Nov. 30, 1975 at Denver (OT)
2 (3x) Last: Nov. 16, 2003 at Denver

Most Seasons Leading League (Penalty)

2 1960, 1970

Most by Penalty, Season

39 2013, 2019
37 2004, 2014
36 2016, 2020

Most by Penalty, Game

7 Oct. 17, 2022 vs. Denver (OT)
Nov. 13, 2016 vs. Tennessee
Nov. 15, 1998 vs. Baltimore
Nov. 30, 1997 vs. Denver
6 (5x) Last: Nov. 30, 2014 at Baltimore
5 (23x) Last: Nov. 21, 2021 vs. Pittsburgh

Fewest by Penalty, Season

11 1975
12 1964
13 1968

NET YARDS GAINED

Most Seasons Leading League

8 1963, 1965, 1980, 1981, 1982, 1983, 1985, 2010

Most, Season

6,744 1981
6,634 2021
6,535 1985

Most, Game

661 Dec. 20, 1982 vs. Cincinnati
593 Nov. 10, 1985 vs. L.A. Raiders
581 Oct. 20, 1968 vs. Denver

Most, Game, Both Teams

1,102 Dec. 20, 1982 vs. Cincinnati
1,057 Oct. 20, 1968 vs. Denver
1,050 Sept. 15, 2013 at Philadelphia

Fewest, Season

3,411 1975
3,622 1973
3,953 1970

Fewest, Game

70 Nov. 2, 1969 at Denver
93 Oct. 5, 1975 vs. Oakland
96 Nov. 16, 2003 at Denver

Most Total Offensive Plays, Season

1,154 1984, 2022
1,135 1980
1,129 1981

Fewest Total Offensive Plays, Season

617 1982[†]
753 1963
759 1964

RUSHING

Most Seasons Leading League (Attempts)

1 1965

Most Attempts, Season

590 1978
525 2004
522 2006

Most Attempts, Game

58 Nov. 20, 1977 vs. Oakland
53 Dec. 16, 2007 vs. Detroit
Sept. 10, 1978 vs. Oakland
Dec. 3, 1972 vs. Oakland
52 Nov. 27, 1960 vs. Oakland

Fewest Attempts, Season

267 1982[†]
351 2000
361 1966

Most Seasons Leading League (Yards)

2 1963, 1965

Most Yards, Season

2,578 2006
2,257 1990
2,248 1991

Most Yards, Game

289 Dec. 28, 2008 vs. Denver
287 Oct. 13, 1963 vs. N.Y. Jets
274 Dec. 16, 2007 vs. Detroit

Fewest Yards, Game

2 Dec. 17, 1961 vs. Boston
3 Nov. 19, 1961 vs. Dallas Texans
11 Nov. 20, 1960 vs. Buffalo

Most Seasons Leading League (Touchdowns)

4 1961, 1981, 1982, 2006

Most Touchdowns, Season

32 2006
26 1981
25 1979

Fewest Touchdowns, Season

4 2012, 2015
5 1997
6 2014

Most Touchdowns, Game

5 (4x) Last: Dec. 28, 2008 vs. Denver
4 (22x) Last: Dec. 25, 2009 at Tennessee
3 (49x) Last: Sept. 10, 2023 vs. Miami

RUSHING AVERAGE

Most Seasons Leading League

6 1960, 1963, 1965, 1969, 1991, 2003

Most, Season

5.6 1963
5.1 2003
4.9 2006

Highest, Game

8.52 Dec. 24, 1967 vs. N.Y. Jets
8.44 Dec. 22, 1963 vs. Denver
8.26 Nov. 5, 2006 vs. Cleveland

PASSING

Most Seasons Leading League (Attempts)

3 1968, 1984, 1985

Most Attempts, Season

711 2022

674 2021

667 2015

Most Attempts, Game

65 Oct. 18, 2015 at Green Bay

Oct. 19, 1986 at Kansas City

64 Jan. 9, 2022 at Las Vegas (OT)

58 Oct. 25, 2015 vs. Oakland

Dec. 22, 1985 at Kansas City

Fewest Attempts, Season

337 1975

338 1982[†]

349 1974

Fewest Attempts, Game

6 Dec. 19, 2004 at Cleveland

10 Dec. 18, 1988 vs. Kansas City

11 (2x) Last: Oct. 28, 2007 vs. Houston

Most Seasons Leading League (Completions)

3 1983, 1984, 1985

Most Completions, Season

485 2022

443 2021

442 2015

Most Completions, Game

43 Oct. 18, 2015 at Green Bay

41 Sept. 24, 2023 at Minnesota

39 Dec. 11, 2022 vs. Miami

Fewest Completions, Game

1 at Kansas City Sept. 20, 1998

3 vs. Oakland Oct. 5, 1975

4 at Cleveland Dec. 19, 2004

vs. Kansas City Nov. 2, 1986

Most Seasons Leading League (Net Yards)

11 1965, 1968, 1971, 1978, 1979, 1980, 1981, 1982,
1983, 1985, 2017

Most Net Yards Gained, Season

4,870 1985

4,800 2021

4,739 1981

Most Net Yards Gained, Game

494 Sept. 15, 1985 vs. Seattle

488 Oct. 18, 2015 at Green Bay

486 Dec. 20, 1982 vs. Cincinnati

Fewest Net Yards Gained, Season

1,610 1975

1,808 1973

2,244 1977

Fewest Net Yards Gained, Game

-22 Oct. 5, 1975 vs. Oakland

-19 Sept. 20, 1998 at Kansas City

7 Sept. 16, 1973 at Washington

Most Seasons Leading League (Touchdowns)

5 1971, 1981, 1982, 1985, 2008

Most Touchdowns, Season

38 2021

37 1985

34 1981, 2008

Fewest Touchdowns, Season

7 1975

9 1973

11 1977, 1988, 1998

Most Touchdowns, Game

7* Nov. 22, 1981 at Oakland

5 (9x) Last: Oct. 31, 2004 vs. Oakland

4 (35x) Last: Nov. 12, 2023 vs. Detroit

Most Seasons Leading League (Fewest INTs)

2 1966, 2004

Most Had Intercepted, Season

34 1962, 1998

33 1968, 1983, 1986

30 1964, 1973, 1978, 1985, 2000

Most Had Intercepted, Game

7 Dec. 13, 1998 at Seattle

Dec. 8, 1968 vs. Kansas City

6 (6x) Last: Oct. 24, 1999 vs. Green Bay

5 (14x) Last: Dec. 27, 1987 at Denver

Fewest Had Intercepted, Season

8 2004, 2023

9 2006

10 2009, 2020, 2022

SACKED ATTEMPTING TO PASS

Most Seasons Leading League (Least Sacked)

5 1963, 1964, 1967, 1968, 2017

Most Times, Season

57 1970

53 2000

51 1997

Fewest Times, Season

11 1967

12 1982[†]

18 1968, 2017

Most Times Sacked Opponent, Season

62 1986

61 2006

60 1980

Most Times Sacked Opponent, Game

11 Dec. 23, 2012 at N.Y. Jets

Nov. 16, 1986 vs. Dallas

10 Sept. 24, 1978 vs. Green Bay

9 (5x) Last: Dec. 24, 2016 at Cleveland

INTERCEPTIONS

Most Seasons Leading League (Interceptions)

3 1961, 2007, 2016

Most, Season

49* 1961

31 1969

30 1964, 2007

Most, Game

6 (6x) Last: Nov. 11, 2007 vs. Indianapolis

5 (9x) Last: Nov. 19, 2017 vs. Buffalo

4 (31x) Last: Dec. 1, 2024 at Atlanta

Most, Game, Both Teams

10 Dec. 13, 1998 at Seattle

9 Sept. 21, 1980 at Denver

Nov. 1, 1964 at Oakland

8 (11x) Last: Nov. 11, 2007 vs. Indianapolis

Fewest, Season

7 2014

9 1970, 2023

10 2005

Most Consecutive Games

46* 1960-63

Most Seasons Leading League (Return Yards)

2 1961, 1964

Most Yards Returned, Season

929* 1961

562 1979

499 1984

Most Yards Returned, Game

194 Sept. 24, 1961 vs. Houston Oilers

174 Oct. 29, 1961 vs. Denver

171 Nov. 18, 1979 vs. Pittsburgh

Fewest Yards Returned, Season

31 2023

65 2014

90 1970

Most Seasons Leading League (Return TDs)

1 1961

Most Touchdowns by Returns, Season

9* 1961

5 2012

4 1984, 2000

Most Touchdowns by Returns, Game

2 Nov. 28, 2010 at Indianapolis

Oct. 29, 1961 vs. Denver

1 (94x) Last: Dec. 1, 2024 at Atlanta

PUNTS

Most, Season

95 1998
92 2000
90 1997

Most, Game

11 (5x) Last: Oct. 11, 1998 at Oakland
10 (11x) Last: Nov. 12, 2017 at Jacksonville
9 (12x) Last: Dec. 24, 2017 at N.Y. Jets

Fewest, Season

23 1982[†]
45 1972
47 2011

Fewest, Game

0 (8x) Last: Sept. 19, 2021 vs. Dallas
1 (38x) Last: Oct. 9, 2022 at Cleveland
2 (85x) Last: Oct. 21, 2024 at Arizona

Fewest, Game, Both Teams

1 (3x) Last: Sept. 19, 2021 vs. Dallas
2 (9x) Last: Dec. 16, 2021 vs. Kansas City
3 (19x) Last: Dec. 15, 2024 vs. Tampa Bay

PUNT YARDS

Most Seasons Leading League (Yards)

1 1962

Most, Season

4,248 2000
4,174 1998
3,972 1997

Most, Game

522 Oct. 11, 1998 at Oakland
493 Nov. 18, 2012 at Denver
492 Nov. 10, 1974 at Kansas City

Fewest, Season

868 1982[†]
1,813 1972
2,123 2021

Most Seasons Leading League (Average)

4 1960, 1969, 1987, 2000

Highest Average, Season

48.1 2017
47.5 2011
47.0 2019

Lowest Average, Season

36.3 1978
36.5 1979
36.8 1975

PUNT RETURNS

Most Seasons Leading League (Returns)

1 1965

Most, Season

57 1978
52 1979
49 2003

Most, Game

8 (4x) Last: Dec. 7, 2003 at Detroit
7 (7x) Last: Dec. 7, 1978 at Houston
6 (13x) Last: Dec. 20, 2015 vs. Miami

Fewest, Season

12 1982[†]
18 2021
20 2015

Most Seasons Leading League (Fair Catches)

3 1968, 1969, 1991

Most Fair Catches, Season

32 1969
29 2023
28 2024

Most Fair Catches, Game

6 (3x) Last: Dec. 10, 2023 vs. Denver
5 (3x) Last: Sept. 3, 2000 at Oakland
4 (15x) Last: Oct. 27, 2024 vs. New Orleans

Fewest Fair Catches, Season

0 1960, 1961, 1962, 1963, 1964, 1965, 1975
1 1976
3 1977

PUNT RETURN YARDS

Most Seasons Leading League (Return Yards)

1 1965

Most, Season

590 1978
559 1996
542 1998

Most, Game

168 Nov. 2, 1997 at Cincinnati
151 Sept. 20, 1965 vs. Kansas City
139 Nov. 5, 1961 vs. Titans of N.Y.

Fewest, Season

84 2015
100 2020
107 2021

Most Seasons Leading League (Average)

3 1965, 1966, 1973

Highest Average, Season

16.0 2023
15.5 1961
14.7 1996

Lowest Average, Season

4.2 2015
5.4 2019
5.6 1970, 2020

PUNT RETURN TOUCHDOWNS

Most Seasons Leading League

8 1965, 1973, 1990, 1994, 1995, 1997, 2018, 2023

Most, Season

3 1997
2 1965, 1973, 1990, 1994
1 (17x) Last: 2023

Most, Game

2[†] Nov. 2, 1997 at Cincinnati
1 (26x) Last: Nov. 6, 2023 at N.Y. Jets

KICKOFF RETURNS

Most Seasons Leading League

2 1982, 2003

Most, Season

84 2003
83 2000
75 1997

Most, Game

9 (7x) Last: Nov. 3, 2002 vs. N.Y. Jets
8 (15x) Last: Oct. 26, 2008 at N.O. in London
7 (52x) Last: Dec. 15, 2024 vs. Tampa Bay

Most, Game, Both Teams

17 Dec. 8, 1985 vs. Pittsburgh
16 Dec. 18, 1960 vs. Titans of New York
15 (3x) Last: Oct. 2, 1983 at N.Y. Giants

KICKOFF RETURN YARDS

Most Seasons Leading League (Return Yards)

1 1962

Most, Season

1,804 2003
1,792 2000
1,716 2001

Most, Game

269 Nov. 18, 2001 at Oakland
242 Oct. 21, 1973 vs. Atlanta
232 Dec. 13, 1964 vs. Kansas City

Fewest, Season

390 2023
474 2017
508 2016

Most Seasons Leading League (Average)

3 1988, 1990, 2001

Highest Average, Season

28.2 2024
26.0 2001
25.6 2011
25.5 2007

Lowest Average, Season

16.5 1961
17.5 1986
18.0 1992

KICKOFF RETURN TOUCHDOWNS

Most Seasons Leading League

6 1988, 1989, 1991, 1995, 2001, 2011

Most, Season

2 1988, 1994, 1995, 2001
1 1962, 1985, 1989, 1991, 1997, 2000, 2004, 2007, 2008, 2011, 2012, 2021

Most, Game

1 (20x) Last: Jan. 2, 2022 vs. Denver

PENALTIES

Most Seasons Leading League (Penalties)

4 1962, 1964, 1965, 1981

Most, Season

137 1998
129 1997
128 1981

Most, Game

19 Nov. 16, 1997 at Kansas City
16 Nov. 15, 1998 vs. Baltimore
15 Nov. 3, 1997 at Indianapolis

Fewest, Season

63 1969
64 1982[†]
68 1966

Fewest, Game

0 (5x) Last: Oct. 9, 2011 at Denver
1 (31x) Last: Jan. 7, 2024 vs. Kansas City
2 (41x) Last: Dec. 10, 2023 vs. Denver

Most Seasons Leading League (Penalty Yards)

3 1960, 1961, 1966

Most Yards, Season

1,229 1998
1,101 1997
1,039 1988

Most Yards, Game

148 Oct. 13, 1963 vs. N.Y. Jets
146 Nov. 15, 1998 vs. Baltimore
Nov. 16, 1997 at Kansas City
138 Nov. 16, 1981 at Seattle

PASSING ALLOWED

Most Seasons Leading League (Fewest Att.)

2 1966, 2019

Most Attempts, Season

636 1996
607 2002, 2004
605 2008

Most Attempts, Game

61 Sept. 20, 1987 vs. St. Louis
58 (2x) Last: Oct. 3, 2004 vs. Tennessee
57 (2x) Last: Sept. 22, 1996 at Oakland

Fewest Attempts, Season

330 1977
341 1973
342 1982[†]

Fewest Attempts, Game

7 Nov. 6, 1977 at Detroit
12 (2x) Last: Dec. 10, 1972 at Denver
13 (4x) Last: Oct. 4, 1987 at Cincinnati

Most Seasons Leading League (Fewest Cmp.)

1 1966

Most Completions, Season

411 2008
389 2023
375 2002

Most Completions, Game

40 Dec. 20, 1982 vs. Cincinnati
39 Oct. 3, 2004 vs. Tennessee
37 Oct. 9, 1994 Kansas City

Fewest Completions, Season

170 1966
172 1977
177 1973

Fewest Completions, Game

3 Sept. 19, 1976 at Tampa Bay
5 (5x) Last: Oct. 4, 1987 at Cincinnati
6 (6x) Last: Dec. 28, 2003 vs. Oakland

Most Seasons Leading League (Fewest Net Yds)

4 1961, 1964, 1965, 2010

Most Net Yards, Season

4,311 1981
4,295 2002
4,293 1985

Most Net Yards, Game

466 Sept. 10, 2023 vs. Miami
453 Nov. 10, 2002 at St. Louis
451 Oct. 1, 2000 at St. Louis

Fewest Net Yards, Season

1,725 1977
2,155 1966
2,174 1965

Fewest Net Yards, Game

-13 Oct. 4, 1987 at Cincinnati
-4 Sept. 19, 1976 at Tampa Bay
0 Dec. 28, 2003 vs. Oakland
Dec. 6, 1970 vs. Cincinnati

Most Seasons Leading League (Fewest TDs)

4 1963, 1965, 1966, 1979

Most Touchdowns, Season

36 2003
33 2000
31 1997

Most Touchdowns, Game

5 (9x) Last: Dec. 14, 2023 at Las Vegas
4 (32x) Last: Dec. 15, 2024 vs. Tampa Bay
3 (117x) Last: Nov. 17, 2024 vs. Cincinnati

Fewest Touchdowns, Season

10 1982[†]
11 1979
13 1966, 1970, 1974

PUNT RETURNS ALLOWED

Most Seasons Leading League (Fewest Returns)

7 1960, 1963, 1966, 1967, 1968, 1982, 2004

Most by Opponents, Season

56 1988
51 1996, 2000
49 1998

Fewest by Opponents, Season

7 1982[†]
16 1968
17 1960, 1972

Most Yards by Opponents, Season

722 2000
612 1996
601 1976

Most Yards by Opponent, Game

160 Sept. 13, 2010 at Kansas City
150 Dec. 27, 1987 at Denver
145 Dec. 6, 2020 vs. New England

KICKOFF RETURNS ALLOWED

Most Seasons Leading League (Fewest Returns)

1 1975

Most by Opponent, Season

90 2006
88 1981
87 2009

Fewest by Opponent, Season

11 2023
15 2022
21 2016

Most by Opponent, Game

10 (4x) Last: Dec. 16, 2007 vs. Detroit
9 (7x) Last: Nov. 28, 2010 at Indianapolis
8 (25x) Last: Nov. 24, 2013 at Kansas City

CAREER TOP-10

RUSHING YARDS

1. LaDainian Tomlinson, 2001-09	12,490
2. Paul Lowe, 1960-68	4,972
3. Austin Ekeler, 2017-23	4,355
4. Marion Butts, 1989-93	4,297
5. Melvin Gordon, 2015-19	4,240
6. Ryan Mathews, 2010-14	4,061
7. Natrone Means, 1993-95, 98-99	3,885
8. Chuck Muncie, 1980-84	3,309
9. Don Woods, 1974-80	2,858
10. Keith Lincoln, 1961-66, 68	2,698

RUSHING TOUCHDOWNS

1. LaDainian Tomlinson, 2001-09	138
2. Chuck Muncie, 1980-84	43
3. Austin Ekeler, 2017-23	39
4. Paul Lowe, 1960-68	38
5. Melvin Gordon, 2015-19	36
6. Natrone Means, 1993-95, 98-99	34
7. Marion Butts, 1989-93	31
8. Ryan Mathews, 2010-14	23
9. Mike Tolbert, 2008-11	20
10. Tim Spencer, 1985-90	19

RUSHING ATTEMPTS

1. LaDainian Tomlinson, 2001-09	2,880
2. Melvin Gordon, 2015-19	1,059
3. Marion Butts, 1989-93	1,031
4. Paul Lowe, 1960-68	1,015
5. Natrone Means, 1993-95, 98-99	1,013
6. Austin Ekeler, 2017-23	990
7. Ryan Mathews, 2010-14	923
8. Chuck Muncie, 1980-84	773
9. Don Woods, 1974-80	713
10. Keith Lincoln, 1961-66, 68	573

TOTAL YARDS FROM SCRIMMAGE

1. LaDainian Tomlinson, 2001-09	16,445
2. Antonio Gates, 2003-18	11,841
3. Keenan Allen, 2013-23	10,643
4. Lance Alworth, 1962-70	9,721
5. Charlie Joiner, 1976-86	9,191
6. Austin Ekeler, 2017-23	8,239
7. Gary Garrison, 1966-76	7,562
8. Kellen Winslow, 1979-87	6,741
9. Wes Chandler, 1981-87	6,197
10. Melvin Gordon, 2015-19	6,113

PASSING YARDS

1. Philip Rivers, 2004-19	59,271
2. Dan Fouts, 1973-87	43,040
3. John Hadl, 1962-72	26,938
4. Justin Herbert, 2020-24	20,182
5. Stan Humphries, 1992-97	16,085
6. Drew Brees, 2001-05	12,348
7. Jack Kemp, 1960-62	5,996
8. Doug Flutie, 2001-04	4,901
9. John Friesz, 1990-93	4,396
10. Jim Harbaugh, 1999-2000	4,177

TOUCHDOWN PASSES

1. Philip Rivers, 2004-19	397
2. Dan Fouts, 1973-87	254
3. John Hadl, 1962-72	201
4. Justin Herbert, 2020-24	130
5. Stan Humphries, 1992-97	85
6. Drew Brees, 2001-05	80
7. Jack Kemp, 1960-62	37
8. Tobin Rote, 1963-64	29
9. Doug Flutie, 2001-04	25
10. Billy Joe Tolliver, 1989-90	21

PASS ATTEMPTS

1. Philip Rivers, 2004-19	7,591
2. Dan Fouts, 1973-87	5,604
3. John Hadl, 1962-72	3,640
4. Justin Herbert, 2020-24	2,821
5. Stan Humphries, 1992-97	2,350
6. Drew Brees, 2001-05	1,809
7. Jack Kemp, 1960-62	815
8. John Friesz, 1990-93	747
9. Doug Flutie, 2001-04	737
10. Jim Harbaugh, 1999-2000	636

PASS COMPLETIONS

1. Philip Rivers, 2004-19	4,908
2. Dan Fouts, 1973-87	3,297
3. Justin Herbert, 2020-24	1,868
4. John Hadl, 1962-72	1,824
5. Stan Humphries, 1992-97	1,335
6. Drew Brees, 2001-05	1,125
7. Doug Flutie, 2001-04	408
8. John Friesz, 1990-93	401
9. Jack Kemp, 1960-62	389
10. Jim Harbaugh, 1999-2000	372

PASSES INTERCEPTED

1. Dan Fouts, 1973-87	242
2. John Hadl, 1962-72	211
3. Philip Rivers, 2004-19	198
4. Stan Humphries, 1992-97	73
5. Drew Brees, 2001-05	53
6. Jack Kemp, 1960-62	49
7. Justin Herbert, 2020-24	44
8. Ryan Leaf, 1998-2000	33
9. Tobin Rote, 1963-64	32
10. Craig Whelihan, 1995-98	29

RECEIVING YARDS

1. Antonio Gates, 2003-18	11,841
2. Keenan Allen, 2013-23	10,530
3. Lance Alworth, 1962-70	9,584
4. Charlie Joiner, 1976-86	9,203
5. Gary Garrison, 1966-76	7,533
6. Kellen Winslow, 1979-87	6,741
7. Wes Chandler, 1981-87	6,132
8. Anthony Miller, 1988-93	5,582
9. Malcom Floyd, 2004-15	5,550
10. Mike Williams, 2017-23	4,806

RECEIVING TOUCHDOWNS

1. Antonio Gates, 2003-18	116
2. Lance Alworth, 1962-70	81
3. Keenan Allen, 2013-23	59
4. Gary Garrison, 1966-76	58
5. Charlie Joiner, 1976-86	47
6. Kellen Winslow, 1979-87	45
7. Wes Chandler, 1981-87	41
8. Vincent Jackson, 2005-11	37
9. Anthony Miller, 1988-93	37
10. John Jefferson, 1978-80	36

RECEPTIONS

1. Antonio Gates, 2003-18	955
2. Keenan Allen, 2013-23	904
3. Charlie Joiner, 1976-86	586
4. Kellen Winslow, 1979-87	541
5. LaDainian Tomlinson, 2001-09	530
6. Lance Alworth, 1962-70	493
7. Austin Ekeler, 2017-23	440
8. Gary Garrison, 1966-76	404
9. Ronnie Harmon, 1990-95	377
10. Anthony Miller, 1988-93	374

QUARTERBACK SACKS

1. Leslie O'Neal, 1986, 1988-95	105.5
2. Joey Bosa, 2016-24	71.0
3. Shaun Phillips, 2004-12	69.5
4. Gary Johnson, 1975-84	67.0
5. Lee Williams, 1984-90	65.5
6. Fred Dean, 1975-81	53.5
7. Melvin Ingram, 2012-20	49.0
8. Junior Seau, 1990-2002	47.0
9. Raylee Johnson, 1993-2003	46.0
10. Shawne Merriman, 2005-09	43.5
Leroy Jones, 1976-83	43.5

INTERCEPTIONS

1. Gill Byrd, 1983-92	42
2. Dick Harris, 1960-65	29
3. Rodney Harrison, 1994-2002	26
4. Kenny Graham, 1964-69	25
5. Mike Williams, 1975-82	24
6. Joe Beachamp, 1966-75	23
7. Quentin Jammer, 2002-12	21
Woodrowe Lowe, 1976-86	21
Bob Howard, 1967-74	21
Leslie "Speedy" Duncan, 1964-70	21

INTERCEPTION RETURN YARDS

1. Gill Byrd, 1983-92	546
2. Charlie McNeil, 1960-64	502
3. Kenny Graham, 1964-69	477
4. Joe Beachamp, 1966-75	433
5. Dick Harris, 1960-65	413
6. Rodney Harrison, 1994-2002	345
7. Woodrowe Lowe, 1976-86	343
8. Darren Carrington, 1991-94	337
9. Leslie "Speedy" Duncan, 1964-70	322
10. Glen Edwards, 1978-81	309

INTERCEPTION TOUCHDOWNS

1. Kenny Graham, 1964-69	5
Dick Harris, 1960-65	5
2. Woodrowe Lowe, 1976-86	4
4. Eric Weddle, 2007-13	3
Joe Beachamp, 1966-75	3
6. Desmond King, 2017-20	2
Shaun Phillips, 2004-12	2
Demorrio Williams, 2012	2
Antonio Cromartie, 2006-09	2
Clinton Hart, 2004-09	2
Donnie Edwards, 2002-06	2
Rodney Harrison, 1994-2002	2
Stanley Richard, 1991-94	2
Donald Frank, 1990-93	2
Gill Byrd, 1983-92	2
Gary Johnson, 1975-84	2
Leslie "Speedy" Duncan, 1964-70	2
Earl Faison, 1961-66	2
Charlie McNeil, 1960-64	2
Bob Laraba, 1960-61	2

TOUCHDOWNS SCORED

1. LaDainian Tomlinson, 2001-09	153
2. Antonio Gates, 2003-18	116
3. Lance Alworth, 1962-70	83
4. Austin Ekeler, 2017-23	69
5. Keenan Allen, 2013-23	60
6. Gary Garrison, 1966-76	58
7. Melvin Gordon, 2015-19	47
Charlie Joiner, 1976-86	47
9. Paul Lowe, 1960-68	46
10. Kellen Winslow, 1979-87	45
Chuck Muncie, 1980-84	45

POINTS SCORED

1. John Carney, 1990-2000.....	1,076
2. LaDainian Tomlinson, 2001-09	918
3. Nate Kaeding, 2004-12.....	889
4. Rolf Benirschke, 1977-86.....	766
5. Antonio Gates, 2003-18.....	700
6. Nick Novak, 2011-14, 17.....	503
7. Lance Alworth, 1962-70.....	500
8. Austin Ekeler, 2017-23.....	418
9. Dennis Pardee, 1968-75.....	380
10. Keenan Allen, 2013-23.....	364

FIELD GOALS

1. John Carney, 1990-2000.....	261
2. Nate Kaeding, 2004-12.....	180
3. Rolf Benirschke, 1977-86.....	146
4. Nick Novak, 2011-14, 17.....	110
5. Cameron Dicker, 2022-24.....	79
6. Dennis Pardee, 1968-75.....	71
7. Michael Badgley, 2018-20.....	52
8. Josh Lambo, 2015-16.....	52
9. George Blair, 1961-64.....	50
10. Steve Christie, 2001-03.....	42

FIELD GOAL ATTEMPTS

1. John Carney, 1990-2000.....	320
2. Rolf Benirschke, 1977-86.....	208
3. Nate Kaeding, 2004-12.....	207
4. Nick Novak, 2011-14, 17.....	130
5. Dennis Pardee, 1968-75.....	121
6. Cameron Dicker, 2022-24.....	84
7. George Blair, 1961-64.....	80
8. Ray Wersching, 1973-76.....	68
9. Michael Badgley, 2018-20.....	65
10. Josh Lambo, 2015-16.....	64

KICKOFF RETURN YARDS

1. Darren Sproles, 2005-10.....	6,469
2. Ronney Jenkins, 2000-02.....	3,997
3. Andre Coleman, 1994-96.....	3,914
4. Leslie "Speedy" Duncan, 1964-70.....	3,386
5. James Brooks, 1981-83.....	2,305
6. Kenny Bynum, 1997-2000.....	2,182
7. Lionel James, 1984-88.....	2,094
8. Nate Lewis, 1990-93.....	2,047
9. Artie Owens, 1976-79.....	1,998
10. Tim Dwight, 2001-04.....	1,876

KICKOFF RETURN TOUCHDOWNS

1. Andre Coleman, 1994-96.....	4
2. Ronney Jenkins, 2000-02.....	3
3. Darren Sproles, 2005-10.....	2
4. Anthony Miller, 1988-93.....	2
5. Andre Roberts, 2021.....	1
Micheal Spurlock, 2012.....	1
Tim Dwight, 2001-04.....	1
Richard Goodman, 2010-11.....	1
Rodney Harrison, 1994-2002.....	1
Nate Lewis, 1990-93.....	1
Jamie Holland, 1987-89.....	1
Gary Anderson, 1985-88.....	1
Keith Lincoln, 1960-66.....	1

KICKOFF RETURNS

1. Darren Sproles, 2005-10.....	258
2. Andre Coleman, 1994-96.....	166
3. Ronney Jenkins, 2000-02.....	165
4. Leslie "Speedy" Duncan, 1964-70.....	134
5. Kenny Bynum, 1997-2000.....	107
6. James Brooks, 1981-83.....	105
7. Lionel James, 1984-88.....	99
8. Nate Lewis, 1990-93.....	92
9. Artie Owens, 1976-79.....	88
10. Tim Dwight, 2001-04.....	80

PUNT RETURN YARDS

1. Mike Fuller, 1975-80.....	2,388
2. Leslie "Speedy" Duncan, 1964-70.....	1,651
3. Darrien Gordon, 1993-94, 96.....	1,407
4. Lionel James, 1984-88.....	1,193
5. Darren Sproles, 2005-10.....	935
6. Eric Parker, 2002-06.....	881
7. Derius Davis, 2023-24.....	575
8. James Brooks, 1981-83.....	565
9. Tim Dwight, 2001-04.....	508
10. Eric Metcalf, 1997.....	489

PUNT RETURN TOUCHDOWNS

1. Leslie "Speedy" Duncan, 1964-70.....	4
2. Eric Metcalf, 1997.....	3
Darrien Gordon, 1993-94, 96.....	3
4. Desmond King, 2017-20.....	2
Darren Sproles, 2005-10.....	2
Lionel James, 1984-88.....	2
Mike Fuller, 1975-80.....	2
Ron Smith, 1973.....	2
9. Derius Davis, 2023-24.....	1
Travis Benjamin, 2017-19.....	1
Micheal Spurlock, 2012.....	1
Tim Dwight, 2001-04.....	1
Andre Coleman, 1994-96.....	1
Nate Lewis, 1990-93.....	1
Kitrick Taylor, 1990-91.....	1
Keith Lincoln, 1961-68.....	1

PUNT RETURNS

1. Mike Fuller, 1975-80.....	212
2. Leslie "Speedy" Duncan, 1964-70.....	138
3. Lionel James, 1984-88.....	124
4. Darren Sproles, 2005-10.....	114
5. Eric Parker, 2002-06.....	105
6. Darrien Gordon, 1993-94, 96.....	103
7. James Brooks, 1981-83.....	52
8. Tim Dwight, 2001-04.....	46
9. Desmond King, 2017-20.....	45
Eric Metcalf, 1997.....	45

SEASONS

1. David Binn, 1994-2010.....	17
2. Philip Rivers, 2004-16.....	16
Antonio Gates, 2003-18.....	16
3. Dan Fouts, 1973-87.....	15
Russ Washington, 1968-82.....	15
6. Doug Wilkerson, 1971-84.....	14
Don Macek, 1976-89.....	14
8. Mike Scifres, 2003-15.....	13
Junior Seau, 1990-2002.....	13
10. Jamal Williams, 1998-2009.....	12

GAMES PLAYED

1. David Binn, 1994-2010.....	256
2. Antonio Gates, 2003-18.....	236
3. Philip Rivers, 2004-19.....	228
4. Junior Seau, 1990-2002.....	200
Russ Washington, 1968-82.....	200
6. Mike Scifres, 2003-15.....	195
Doug Wilkerson, 1971-84.....	195
8. Dan Fouts, 1973-87.....	181
9. Quentin Jammer, 2002-12.....	172
Charlie Joiner, 1976-86.....	164
Woodrow Lowe, 1976-86.....	164

SINGLE-SEASON TOP-10

RUSHING YARDS

1. LaDainian Tomlinson, 2006	1,815
2. LaDainian Tomlinson, 2002	1,683
3. LaDainian Tomlinson, 2003	1,645
4. LaDainian Tomlinson, 2007	1,474
5. LaDainian Tomlinson, 2005	1,462
6. Natrone Means, 1994	1,350
7. LaDainian Tomlinson, 2004	1,335
8. Ryan Mathews, 2013	1,255
9. LaDainian Tomlinson, 2001	1,236
10. Marion Butts, 1990	1,225

RUSHING TOUCHDOWNS

1. LaDainian Tomlinson, 2006	28
2. Chuck Muncie, 1981	19
3. LaDainian Tomlinson, 2005	18
4. LaDainian Tomlinson, 2004	17
5. LaDainian Tomlinson, 2007	15
6. LaDainian Tomlinson, 2002	14
7. Austin Ekeler, 2022	13
LaDainian Tomlinson, 2003	13
8. Austin Ekeler, 2021	12
LaDainian Tomlinson, 2009	12
Natrone Means, 1994	12
Chuck Muncie, 1983	12
Clarence Williams, 1979	12

RUSHING ATTEMPTS

1. LaDainian Tomlinson, 2002	372
2. LaDainian Tomlinson, 2006	348
3. Natrone Means, 1994	343
4. LaDainian Tomlinson, 2005	339
LaDainian Tomlinson, 2004	339
LaDainian Tomlinson, 2001	339
7. LaDainian Tomlinson, 2007	315
8. LaDainian Tomlinson, 2003	313
9. Earnest Jackson, 1984	296
10. LaDainian Tomlinson, 2008	292

TOTAL YARDS FROM SCRIMMAGE

1. LaDainian Tomlinson, 2003	2,370
2. LaDainian Tomlinson, 2006	2,323
3. LaDainian Tomlinson, 2002	2,172
4. LaDainian Tomlinson, 2007	1,949
5. LaDainian Tomlinson, 2005	1,832
6. LaDainian Tomlinson, 2004	1,776
7. Austin Ekeler, 2022	1,637
8. LaDainian Tomlinson, 2001	1,603
9. Lance Alworth, 1965	1,590
10. Natrone Means, 1994	1,585

PASSING YARDS

1. Justin Herbert, 2021	5,014
2. Dan Fouts, 1981	4,802
3. Philip Rivers, 2015	4,792
4. Justin Herbert, 2022	4,739
5. Dan Fouts, 1980	4,715
6. Philip Rivers, 2010	4,710
7. Philip Rivers, 2011	4,624
8. Philip Rivers, 2019	4,615
9. Philip Rivers, 2017	4,515
10. Philip Rivers, 2013	4,478

TOUCHDOWN PASSES

1. Justin Herbert, 2021	38
2. Philip Rivers, 2008	34
Philip Rivers, 2016	33
Dan Fouts, 1981	33
5. Philip Rivers, 2018	32
Philip Rivers, 2013	32
7. Justin Herbert, 2020	31
Philip Rivers, 2014	31
9. Philip Rivers, 2010	30
Dan Fouts, 1980	30

PASS ATTEMPTS

1. Justin Herbert, 2022	699
2. Justin Herbert, 2021	672
3. Philip Rivers, 2015	661
4. Dan Fouts, 1981	609
5. Justin Herbert, 2020	595
6. Philip Rivers, 2019	591
7. Dan Fouts, 1980	589
8. Philip Rivers, 2011	582
9. Philip Rivers, 2016	578
10. Philip Rivers, 2017	575

PASS COMPLETIONS

1. Justin Herbert, 2022	477
2. Justin Herbert, 2021	443
3. Philip Rivers, 2015	437
4. Justin Herbert, 2020	396
5. Philip Rivers, 2019	390
6. Philip Rivers, 2014	379
7. Philip Rivers, 2013	378
8. Philip Rivers, 2011	366
9. Dan Fouts, 1981	360
Philip Rivers, 2017	360

PASSES INTERCEPTED

1. John Hadl, 1968	32
2. John Hadl, 1972	26
3. John Hadl, 1971	25
Jack Kemp, 1960	25
5. Dan Fouts, 1980	24
Dan Fouts, 1979	24
John Hadl, 1962	24
8. Dan Fouts, 1986	22
John Hadl, 1967	22
Jack Kemp, 1961	22

RECEIVING YARDS

1. Lance Alworth, 1965	1,602
2. Keenan Allen, 2017	1,393
3. Lance Alworth, 1966	1,383
4. John Jefferson, 1980	1,340
5. Lance Alworth, 1968	1,312
6. Kellen Winslow, 1980	1,290
7. Anthony Miller, 1989	1,252
8. Keenan Allen, 2023	1,243
9. Lance Alworth, 1964	1,235
10. Tony Martin, 1995	1,224

RECEIVING TOUCHDOWNS

1. Tony Martin, 1996	14
Lance Alworth, 1965	14
3. Antonio Gates, 2004	13
John Jefferson, 1980	13
John Jefferson, 1978	13
Lance Alworth, 1966	13
Lance Alworth, 1964	13
8. Antonio Gates, 2014	12
Gary Garrison, 1970	12
10. Lance Alworth, 1963	11

RECEPTIONS

1. Keenan Allen, 2023	108
2. Austin Ekeler, 2022	107
3. Keenan Allen, 2021	106
4. Keenan Allen, 2019	104
5. Keenan Allen, 2017	102
6. Keenan Allen, 2020	100
LaDainian Tomlinson, 2003	100
8. Keenan Allen, 2018	97
9. Austin Ekeler, 2019	92
10. Tony Martin, 1995	90

QUARTERBACK SACKS (since 1982)

1. Khalil Mack, 2023	17.0
Shawne Merriman, 2006	17.0
Leslie O'Neal, 1992	17.0
4. Lee Williams, 1986	15.0
5. Lee Williams, 1989	14.0
6. Leslie O'Neal, 1990	13.5
7. Marcellus Wiley, 2001	13.0
8. Joey Bosa, 2017	12.5
Shawne Merriman, 2007	12.5
Leslie O'Neal, 1995	12.5
Leslie O'Neal, 1994	12.5
Leslie O'Neal, 1989	12.5
Leslie O'Neal, 1986	12.5

INTERCEPTIONS

1. Antonio Cromartie, 2007	10
2. Charlie McNeil, 1961	9
3. Ryan McNeil, 2001	8
Dick Harris, 1963	8
Claude Gibson, 1962	8
Bob Zeman, 1961	8
7. Casey Hayward, 2016	7
Eric Weddle, 2011	7
Darren Carrington, 1993	7
Gill Byrd, 1990	7
Gill Byrd, 1989	7
Gill Byrd, 1988	7
Danny Walters, 1983	7
Bryant Salter, 1972	7
Jim Hill, 1969	7
Leslie "Speedy" Duncan, 1966	7
Bud Whitehead, 1965	7
Dick Harris, 1961	7

INTERCEPTION RETURN YARDS

1. Charlie McNeil, 1961	349
2. Stanley Richard, 1994	224
3. Vencie Glenn, 1987	166
4. Gill Byrd, 1984	157
5. Jeff Dale, 1986	153
6. Darren Carrington, 1992	152
7. Bob Laraba, 1961	151
8. Woodrow Lowe, 1979	150
9. Antonio Cromartie, 2007	144
10. Dick Harris, 1961	140

INTERCEPTION TOUCHDOWNS

1. Dick Harris, 1961	3
2. Demorrio Williams, 2012	2
Clinton Hart, 2005	2
Stanley Richard, 1994	2
Gill Byrd, 1984	2
Woodrow Lowe, 1979	2
Kenny Graham, 1969	2
Joe Beauchamp, 1968	2
Bob Laraba, 1961	2
Charlie McNeil, 1961	2

TOUCHDOWNS SCORED

1. LaDainian Tomlinson, 2006	31
2. Austin Ekeler, 2021	20
LaDainian Tomlinson, 2005	20
4. Chuck Muncie, 1981	19
5. Austin Ekeler, 2022	18
LaDainian Tomlinson, 2007	18
LaDainian Tomlinson, 2004	18
8. LaDainian Tomlinson, 2003	17
9. LaDainian Tomlinson, 2002	15
Lance Alworth, 1964	15

POINTS SCORED

1. LaDainian Tomlinson, 2006	186
2. Nate Kaeding, 2009	146
3. Nick Novak, 2013	144
4. Nate Kaeding, 2006	136
5. John Carney, 1994	135
6. Cameron Dicker, 2023	128
7. Nate Kaeding, 2008	127
8. Austin Ekeler, 2021	124
John Carney, 1993	124
10. Nick Novak, 2011	122

FIELD GOALS

1. Nick Novak, 2013	34
John Carney, 1994	34
3. Nate Kaeding, 2009	32
4. Cameron Dicker, 2023	31
John Carney, 1999	31
John Carney, 1993	31
7. Cameron Dicker, 2024	29
John Carney, 1996	29
9. Nick Novak, 2011	27
Nate Kaeding, 2008	27

FIELD GOAL ATTEMPTS

1. John Carney, 1993	40
2. John Carney, 1994	38
3. Nick Novak, 2013	37
4. John Carney, 1999	36
John Carney, 1996	36
Rolf Benirschke, 1980	36
7. Nate Kaeding, 2009	35
8. Nick Novak, 2011	34
9. Cameron Dicker, 2023	33
Michael Badgley, 2020	33
10. Josh Lambo, 2016	32
Josh Lambo, 2015	32
Nate Kaeding, 2008	32
Wade Richey, 2001	32
John Carney, 1992	32
Dennis ParTEE, 1968	32

KICKOFF RETURN YARDS

1. Ronney Jenkins, 2001	1,541
2. Ronney Jenkins, 2000	1,531
3. Darren Sproles, 2005	1,528
4. Andre Coleman, 1995	1,411
5. Darren Sproles, 2008	1,376
6. Darren Sproles, 2009	1,300
7. Andre Coleman, 1994	1,293
8. Darren Sproles, 2010	1,257
9. Tim Dwight, 2004	1,222
10. Andre Coleman, 1996	1,210

KICKOFF RETURN TOUCHDOWNS

1. Ronney Jenkins, 2001	2
Andre Coleman, 1995	2
Andre Coleman, 1994	2
4. Andre Roberts, 2021	1
Micheal Spurlock, 2012	1
Richard Goodman, 2011	1
Darren Sproles, 2008	1
Darren Sproles, 2007	1
Tim Dwight, 2004	1
Ronney Jenkins, 2000	1
Rodney Harrison, 1997	1
Nate Lewis, 1991	1
Anthony Miller, 1989	1
Jamie Holland, 1988	1
Anthony Miller, 1988	1
Gary Anderson, 1985	1
Keith Lincoln, 1962	1

KICKOFF RETURNS

1. Ronney Jenkins, 2000	67
2. Darren Sproles, 2005	63
3. Andre Coleman, 1995	62
4. Ronney Jenkins, 2001	58
5. Andre Coleman, 1996	55
6. Darren Sproles, 2009	54
7. Darren Sproles, 2008	53
8. Darren Sproles, 2010	51
9. Tim Dwight, 2004	50
Leon Johnson, 2003	50

PUNT RETURN YARDS

1. Darrien Gordon, 1996	537
2. Eric Metcalf, 1997	489
3. Darrien Gordon, 1994	475
4. Leslie "Speedy" Duncan, 1965	464
5. Mike Fuller, 1979	448
6. Mike Fuller, 1978	436
Mike Fuller, 1976	436
8. Leslie "Speedy" Duncan, 1967	434
9. Mike Fuller, 1975	410
10. Lionel James, 1987	400

PUNT RETURN TOUCHDOWNS

1. Eric Metcalf, 1997	3
2. Darrien Gordon, 1994	2
Ron Smith, 1973	2
Leslie "Speedy" Duncan, 1965	2
5. Derius Davis, 2023	1
Desmond King, 2019	1
Desmond King, 2018	1
Travis Benjamin, 2017	1
Micheal Spurlock, 2012	1
Darren Sproles, 2009	1
Darren Sproles, 2007	1
Tim Dwight, 2001	1
Darrien Gordon, 1996	1
Andre Coleman, 1995	1
Nate Lewis, 1990	1
Kitrick Taylor, 1990	1
Lionel James, 1987	1
Lionel James, 1984	1
Mike Fuller, 1977	1
Mike Fuller, 1975	1
Leslie "Speedy" Duncan, 1968	1
Leslie "Speedy" Duncan, 1966	1
Keith Lincoln, 1961	1

PUNT RETURNS

1. Mike Fuller, 1979	46
2. Eric Metcalf, 1997	45
3. Mike Fuller, 1978	39
4. Eric Parker, 2006	37
5. Darrien Gordon, 1996	36
Darrien Gordon, 1994	36
Mike Fuller, 1975	36
Leslie "Speedy" Duncan, 1967	36
9. Mike Fuller, 1976	33
10. Latario Rachal, 1998	32
Lionel James, 1987	32

CHARGERS AND OPPONENT 10 LONGEST

RUNS FROM SCRIMMAGE

CHARGERS

- 87t Melvin Gordon, Oct. 29, 2017 at New England
- Paul Lowe, Sept. 10, 1961 at Dallas Texans
- 86t Keith Lincoln, Sept. 30, 1962 at Oakland
- 85t LaDainian Tomlinson, Dec. 17, 2006 vs. K.C.
- 83t Michael Turner, Dec. 18, 2005 at Indianapolis
- 80t Brad Hubbert, Dec. 24, 1967 vs. N.Y. Jets
- 76t Keith Lincoln, Oct. 20, 1963 at Kansas City
- 76 LaDainian Tomlinson, Dec. 1, 2002 vs. Den.
- 75 Justin Jackson, Oct. 31, 2021 vs. New England
- 74t Michael Turner, Oct. 7, 2007 at Denver

OPPONENT

- 90t Colin Kaepernick, Dec. 20, 2014 at S.F.
- 89t Kenny King, Oct. 12, 1980 at Oakland
- 84t Damien Williams, Dec. 29, 2019 at K.C.
- 81 Billy Sims, Sept. 30, 1984 vs. Detroit
- 77 Napoleon Kaufman, Sept. 22, 1996 at Oak.
- 75t David Montgomery, Nov. 12, 2023 vs. Detroit
- Dameon Pierce, Oct. 2, 2022 at Houston
- 74t Kenneth Walker III, Oct. 23, 2022 vs. Seattle
- Jack Spikes, Sept. 10, 1961 at Dallas Texans
- 71t Corey Dillon, Nov. 2, 1997 at Cincinnati

PASS COMPLETIONS

CHARGERS

- 99t S.Humphries to T.Martin, Sept. 18, 1994 at Sea.
- 91t J.Kemp to K.Lincoln, Nov. 12, 1961 at Denver
- 88t E.Luther to B.Duckworth, Dec. 3, 1984 vs. Chi.
- 85t J.Hadl to L.Alworth, Oct. 17, 1965 at Boston
- T.Rote to L.Alworth, Oct. 6, 1963 at Denver
- 84t P.Rivers to A.Ekeler, Dec. 8, 2019 at Jax.
- J.Hadl to G.Garrison, Oct. 5, 1968 at N.Y. Jets
- 83t R.Leaf to J.Graham, Nov. 19, 2000 at Denver
- 82t T.Rote to L.Alworth, Dec. 6, 1964 vs. N.Y. Jets
- 81t P.Rivers to D.Sproles, Sept. 20, 2009 vs. Bal.
- D.Fouts to C.Joiner, Oct. 17, 1976 vs. Hou. Oilers

OPPONENT

- 99t T.Green to M.Boerigter, Dec. 22, 2002 at K.C.
- 98t J.Lee to W.Dewveall, Nov. 25, 1962 at Hou. Oilers
- 96t J.Montana to J.Rice, Nov. 27, 1988 vs. S.F.
- 93t C.Morton to S.Watson, Sept. 27, 1981 at Denver
- 90t S.DeBerg to J.Birden, Nov. 18, 1990 at K.C.
- C.Davidson to D.Dorsey, Dec. 2, 1962 vs. Oak.
- 89t N.O'Donnell to D.Stone, Sept. 1, 1991 at Pit.
- 87t D.Carr to A.Cooper, Dec. 31, 2017 vs. Oak.
- J.Namath to D.Maynard, Nov. 24, 1968 vs. N.Y. Jets
- F.Tripucka to A.Frazier, Nov. 12, 1961 at Den.

FIELD GOALS

CHARGERS

- 59 Cameron Dicker, Oct. 21, 2024 at Arizona
- Michael Badgley, Dec. 9, 2018 vs. Cincinnati
- 57 Nate Kaeding, Dec. 21, 2008 at Tampa Bay
- 55 Cameron Dicker, Nov. 6, 2023 at N.Y. Jets
- Cameron Dicker, Oct. 22, 2023 at Kansas City
- Nate Kaeding, Nov. 29, 2009 vs. Kansas City
- 54 Josh Lambo, Oct. 12, 2015 vs. Pittsburgh
- Nate Kaeding, Oct. 1, 2006 at Baltimore
- John Carney, Sept. 17, 2000 at Kansas City
- John Carney, Sept. 6, 1998 vs. Buffalo
- John Carney, Nov. 10, 1991 vs. Seattle

OPPONENT

- 61 Brandon McManus, Jan. 2, 2022 vs. Denver
- 58 Harrison Butker, Sept. 20, 2020 vs. K.C. (OT)
- Harrison Butker, Sept. 20, 2020 vs. K.C. (OT)
- Dan Miller, Dec. 26, 1982 vs. Baltimore Colts
- 56 Greg Zuerlein, Sept. 19, 2021 vs. Dallas
- Justin Tucker, Dec. 22, 2018 vs. Baltimore
- Sebastian Janikowski, Oct. 9, 2016 at Oakland
- 55 Jason Sanders, Dec. 11, 2022 vs. Miami
- Daniel Carlson, Dec. 4, 2022 at Las Vegas
- Daniel Carlson, Sept. 11, 2022 vs. Las Vegas
- Jason Elam, Nov. 7, 1999 vs. Denver
- Gary Anderson, Nov. 25, 1984 at Pittsburgh
- George Blanda, Dec. 3, 1961 vs. Houston Oilers

PUNTS

CHARGERS

- 83 JK Scott, Dec. 10, 2023 vs. Denver
- 82 Paul Maguire, Nov. 19, 1961 vs. Dallas Texans
- 73 Dennis Pardee, Oct. 17, 1971 at Denver
- 72 Mike Scifres, Sept. 21, 2014 at Buffalo
- 71 Mike Scifres, Nov. 10, 2011 vs. Oakland
- Mike Scifres, Oct. 1, 2006 at Baltimore
- Mike Scifres, Dec. 4, 2005 vs. Oakland
- Maury Buford, Sept. 12, 1982 at Denver
- John Hadl, Nov. 8, 1964 at Denver
- 70 Mike Scifres, Nov. 25, 2007 vs. Baltimore

OPPONENT

- 81 Dustin Colquitt, Dec. 2, 2007 at Kansas City
- 79 Drew Butler, Dec. 9, 2012 at Pittsburgh
- 77 Greg Montgomery, Sept. 19, 1993 vs. Hou. Oilers
- 75 Kevin Huber, Dec. 1, 2013 vs. Cincinnati
- 74 Tommy Townsend, Sept. 15, 2022 at Kansas City
- Bob Grupp, Nov. 4, 1979 at Kansas City
- 73 Shane Lechler, Sept. 28, 2003 vs. Oakland
- 72 Ryan Plackemeier, Dec. 24, 2006 at Seattle
- Chris Gardocki, Oct. 26, 1997 vs. Indianapolis
- Bob Scarpitto, Oct. 22, 1967 at Denver
- Jerrel Wilson, Sept. 29, 1963 vs. Kansas City

INTERCEPTION RETURNS

CHARGERS

- 103t Vencie Glenn, Nov. 29, 1987 vs. Denver
- 102t Donald Frank, Oct. 31, 1993 at L.A. Raiders
- 100t Leslie "Speedy" Duncan, Oct. 15, 1967 vs. K.C.
- 99t Shaun Gayle, Dec. 23, 1995 at N.Y. Giants
- Stanley Richard, Sept. 4, 1994 at Denver
- Gill Byrd, Oct. 4, 1984 at Kansas City
- 90t Desmond King, Nov. 23, 2017 at Dallas
- Jahleel Addae, Jan. 1, 2017 vs. Kansas City
- 86 Trevor Williams, Sept. 30, 2018 vs. S.F.
- 83t Willie Clark, Sept. 22, 1996 at Oakland

OPPONENT

- 102t Louis Breeden, Nov. 8, 1981 vs. Cincinnati
- 99t Jaylen Watson, Sept. 15, 2022 at Kansas City
- Janoris Jenkins, Nov. 23, 2014 vs. St. Louis
- Kevin Ross, Sept. 6, 1992 vs. Kansas City
- 96t Ray Griffin, Nov. 11, 1979 at Cincinnati
- Bashaud Breeland, Dec. 10, 2017 vs. Was.
- 91t Chad Greenway, Sept. 27, 2015 at Minnesota
- Fred Williamson, Sept. 30, 1962 at Oakland
- 90t Leroy Butler, Sept. 15, 1996 at Green Bay
- Deion Sanders, Dec. 11, 1994 vs. S.F.
- 87t Mark McMillian, Dec. 14, 1997 vs. K.C.

KICKOFF RETURNS

CHARGERS

- 105t Richard Goodman, Jan. 1, 2012 at Oakland
- 103t Darren Sproles, Sept. 14, 2008 at Denver
- Keith Lincoln, Sept. 16, 1962 vs. Titans of N.Y.
- 101t Andre Roberts, Jan. 2, 2022 vs. Denver
- 99t Micheal Spurlock, Dec. 30, 2012 vs. Oakland
- 98t Gary Anderson, Nov. 17, 1985 at Denver
- 95t Nate Lewis, Nov. 17, 1991 vs. New Orleans
- 94t Jamie Holland, Dec. 18, 1988 vs. Kansas City
- 93t Ronney Jenkins, Nov. 18, 2001 at Oakland
- Ronney Jenkins, Sept. 10, 2000 vs. N.O.
- Anthony Miller, Nov. 20, 1988 at L.A. Rams

OPPONENT

- 104t Mecole Hardman, Dec. 29, 2019 at K.C.
- Ira Mathews, Oct. 25, 1979 at Oakland
- 103t Percy Harvin, Sept. 11, 2011 vs. Minnesota
- 101t Leon Washington, Sept. 26, 2010 at Seattle
- Brian Mitchell, Dec. 6, 1998 at Washington
- 99t Leon Washington, Sept. 26, 2010 at Seattle
- Byron Hanspard, Dec. 7, 1997 vs. Atlanta
- 98t Will Blackwell, Dec. 24, 2000 vs. Pittsburgh
- 97t Cassius Vaughn, Jan. 2, 2011 at Denver
- Tim Brown, Sept. 4, 1988 at L.A. Raiders

PUNT RETURNS

CHARGERS

95t Leslie "Speedy" Duncan, Nov. 24, 1968 vs. NYJ
90t Darrien Gordon, Sept. 25, 1994 at L.A. Raiders
88t Andre Coleman, Sept. 17, 1995 at Philadelphia
Mike Fuller, Oct. 9, 1977 at New Orleans
87t Derius Davis, Nov. 6, 2023 at N.Y. Jets
85t Eric Metcalf, Nov. 2, 1997 at Cincinnati
84t Tim Dwight, Sept. 9, 2001 vs. Washington
Ron Smith, Nov. 18, 1973 vs. New Orleans
83t Eric Metcalf, Nov. 30, 1997 vs. Denver
82t Paul Lowe, Oct. 7, 1961 at Boston

OPPONENT

95t Tyreek Hill, Jan. 1, 2017 vs. Kansas City
94t Dexter McCluster, Sept. 13, 2010 at K.C.
92t Rick Upchurch, Oct. 3, 1976 at Denver
91t Tyreek Hill, Sept. 9, 2018 vs. Kansas City
86t Tamarick Vanover, Oct. 9, 1995 at Kansas City
82t George Atkinson, Oct. 13, 1968 at Oakland
82 Ray Buchanan, Nov. 3, 1996 at Indianapolis
81 Dennis Northcutt, Nov. 5, 2006 vs. Cleveland
80t Phillip Buchanon, Dec. 28, 2003 vs. Oakland
79t Lemar Parrish, Dec. 6, 1970 vs. Cincinnati

FUMBLE RETURNS

CHARGERS

86t Eric Weddle, Nov. 30, 2008 vs. Atlanta
82t Donnie Edwards, Nov. 10, 2002 at St. Louis
81t Vencie Glenn, Oct. 22, 1989 vs. N.Y. Giants
79t Marlon McCree, Oct. 29, 2006 vs. St. Louis
78t Paul Bradford, Nov. 23, 1997 at San Francisco
75t Keith Browner (25 yds.) lateral to
Sam Seale(50 yds.), Nov. 20, 1988
at L.A. Rams
61t Tevaughn Campbell, Dec. 5, 2021 at Cincinnati
Caraun Reid, Sept. 25, 2016 at Indianapolis
58t Rick Redman, Oct. 2, 1966 vs. Miami
53t Darrell Stuckey, Dec. 7, 2014 vs. New England
53 Henry Rolling, Oct. 6, 1991 at L.A. Raiders

OPPONENT

97t Mike Edwards, Jan. 7, 2024 vs. Kansas City
68 A.J. Duhe, Oct. 15, 1978 vs. Miami
65t Tony Carter, Oct. 15, 2012 vs. Denver
64t Tyvon Branch, Oct. 10, 2010 at Oakland
63t Joey Browner, Sept. 2, 1984 at Minnesota
63 Rob Ninkovich, Oct. 24, 2010 vs. N.E.
62 Carlton Gray, Oct. 27, 1996 at Seattle
59t George Atkinson, Nov. 25, 1973 at Oakland
57t Tyreek Hill, Dec. 11, 2022 vs. Miami
56t Ifeadi Odenigbo, Dec. 15, 2019 vs. Minnesota

BLOCKED PUNT RETURNS

CHARGERS

35t Bob Zeman, Oct. 7, 1961 at Boston
21t Derrie Nelson, Nov. 13, 1983 vs. Dallas
19 Pete Lazetich, Sept. 24, 1972 vs. Denver
5 Gene Selawski, Oct. 22, 1961 at Oakland
4 Wayne Davis, Nov. 17, 1985 at Denver
3 Steve Heiden, Dec. 17, 2000 at Carolina
0t Jacob Hester, Oct. 25, 2009 at Kansas City
Darryll Lewis, Sept. 26, 1999 vs. Indianapolis
0s Carlos Polk, Sept. 22, 2002 at Arizona
0 Corey Lynch, Sept. 10, 2012 at Oakland

OPPONENT

37t Frank Warren, Nov. 17, 1991 vs. New Orleans
29t Adam Hayward, Nov. 11, 2012 at Tampa Bay
16 Randy McClanahan, Sept. 18, 1977 at Oak.
15 Walt Landers, Sept. 24, 1978 vs. Green Bay
14 Glen Cadrez, Oct. 13, 2002 vs. Kansas City
9 Tyrone Braxton, Oct. 2, 1988 vs. Denver
5t Hiram Eugene, Oct. 10, 2010 at Oakland
2t Jerry Robinson, Nov. 20, 1986 vs. L.A. Raiders
0s Nick Schommer, Oct. 31, 2010 vs. Tennessee
Rock Cartwright, Oct. 10, 2010 at Oakland

BLOCKED FIELD GOAL RETURNS

CHARGERS

72t Leslie "Speedy" Duncan, Nov. 23, 1967 vs. Den.
35 Tom Day, Oct. 15, 1967 vs. Kansas City
28 Jim Tolbert, Nov. 15, 1971 vs. St. Louis
27 Kenny Graham, Nov. 15, 1964 at Kansas City
25 Jeff Staggs, Oct. 25, 1970 vs. Houston Oilers

OPPONENT

66 Tommy Casanova, Sept. 22, 1974 at Cin.
65t Matt Ware, Oct. 23, 2005 at Philadelphia
60 Louis Wright, Nov. 17, 1985 at Denver
54t Doug Evans, Dec. 17, 2000 at Carolina
44t Devin McCourty, Dec. 6, 2020 vs. N.E.
42t Ray McElroy, Oct. 26, 1997 vs. Indianapolis
28 John Barmlett, Nov. 27, 1966 vs. Denver
17 Charlie West, Dec. 5, 1971 vs. Minnesota
Mike Statton, Oct. 1, 1967 vs. Buffalo
16 Daniel Thomas, Oct. 25, 2020 vs. Jax.
Fletcher Smith, Oct. 15, 1967 vs. Kansas City

MISSED FIELD GOAL RETURNS

CHARGERS

109t Antonio Cromartie, Nov. 4, 2007 at Min.

INDIVIDUAL POSTSEASON RECORDS

*NFL Record

SCORING

Most Points, Career

- 42 Nate Kaeding, 2004-09
- 37 Rolf Benirschke, 1977-86
- 30 John Carney, 1990-2000

Most Points, Game

- 15 Michael Badgley, AFC Wild Card, Jan. 6, 2019, at Baltimore
- 12 (10x) Last: Cameron Dicker and Austin Ekeler, AFC Wild Card, Jan. 14, 2023 at Jax.
- 11 Rolf Benirschke, AFC Divisional, Jan. 2, 1982 at Miami

Most Touchdowns, Career

- 4 Darren Sproles, 2005-09
- LaDainian Tomlinson, 2001-09
- Kellen Winslow, 1979-87
- Charlie Joiner, 1976-86
- 3 (4x) Last: Keenan Allen, 2013-22
- 2 (8x) Last: Austin Ekeler, 2017-22

Most Touchdowns, Game

- 2 (8x) Last: Austin Ekeler, AFC Wild Card Jan. 14, 2023 at Jacksonville
- 1 (53x) Last: Gerald Everett, AFC Wild Card Jan. 14, 2023 at Jacksonville

Most Points After Touchdown, Career

- 18 Nate Kaeding, 2004-09
- 16 Rolf Benirschke, 1977-86
- 9 John Carney, 1990-2000

Most Points After Touchdown, Game

- 6 George Blair, AFL Championship, Jan. 5, 1964 vs. Boston
- 5 Rolf Benirschke, AFC Divisional, Jan. 2, 1982 at Miami
- 4 (2x) Last: Nate Kaeding, AFC Divisional, Jan. 13, 2008 at Indianapolis

Most Two-Point Conversions, Game

- 1 (4x) Last: Keenan Allen, AFC Divisional, Jan. 13, 2019 at New England

FIELD GOALS

Most, Career

- 8 Nate Kaeding, 2004-09
- 7 John Carney, 1990-2000
- Rolf Benirschke, 1977-86
- 5 Michael Badgley, 2018-20

Most, Game

- 5 Michael Badgley, AFC Wild Card, Jan. 6, 2019 at Baltimore
- 4 Nate Kaeding, AFC Championship, Jan. 20, 2008 at New England
- 3 Cameron Dicker, AFC Wild Card, Jan. 14, 2023 at Jacksonville
- Ben Agajanian, AFL Championship, Jan. 1, 1961 vs. Houston Oilers

Longest

- 54 John Carney, AFC Wild Card, Dec. 31, 1995 vs. Indianapolis
- 53 Michael Badgley, AFC Wild Card, Jan. 6, 2019 at Baltimore
- 50 Cameron Dicker, AFC Wild Card, Jan. 14, 2023 at Jacksonville

RUSHING

Most Attempts, Career

- 110 Chuck Muncie, 1980-84
- 96 LaDainian Tomlinson, 2001-09
- 63 Natrone Means, 1993-95, 98-99

Most Attempts, Game

- 26 LaDainian Tomlinson, AFC Wild Card, Jan. 8, 2005 vs. New York Jets
- 25 Chuck Muncie, AFC First Round, Jan. 9, 1983 at Pittsburgh
- 24 Natrone Means, AFC Divisional, Jan. 8, 1995 vs. Miami
- Chuck Muncie, AFC Divisional, Jan. 2, 1982 at Miami

Most Yards, Career

- 516 Chuck Muncie, 1980-84
- 380 Paul Lowe, 1960-68
- 327 LaDainian Tomlinson, 2001-09

Most Yards, Game

- 206 Keith Lincoln, AFL Championship, Jan. 5, 1964 vs. Boston
- 165 Paul Lowe, AFL Championship, Jan. 1, 1961 at Houston Oilers
- 139 Natrone Means, AFC Divisional, Jan. 8, 1995 vs. Miami

Most Touchdowns, Career

- 4 LaDainian Tomlinson, 2001-09
- 3 Chuck Muncie, 1980-84
- 2 (6x) Last: Austin Ekeler, 2017-22

Most Touchdowns, Game

- 2 Austin Ekeler, AFC Wild Card, Jan. 14, 2023 at Jacksonville
- Darren Sproles, AFC Wild Card, Jan. 3, 2009 vs. Indianapolis
- LaDainian Tomlinson, AFC Divisional, Jan. 14, 2007 vs. New England
- 1 (24x) Last: Melvin Gordon, AFC Divisional, Jan. 13, 2019 at New England

Longest Run

- 67t Keith Lincoln, AFL Championship, Jan. 5, 1964 vs. Boston
- 58t Ronnie Brown, AFC Wild Card, Jan. 5, 2014 at Cincinnati
- Paul Lowe, AFL Championship, Jan. 5, 1964 vs. Boston
- 56t Keith Lincoln, AFL Championship, Jan. 5, 1964 vs. Boston

PASSING

Most Attempts, Career

- 355 Philip Rivers 2004-19
- 286 Dan Fouts 1973-87
- 228 Stan Humphries 1992-97

Most Completions, Career

- 211 Philip Rivers, 2004-19
- 159 Dan Fouts, 1973-1987
- 118 Stan Humphries, 1992-97

Highest Completion Pct., Career (min. 40 att.)

- 73.8 Drew Brees, 2001-04
- 59.4 Philip Rivers, 2004-19
- 58.1 Justin Herbert, 2020-22

Most Attempts, Game

- 53 Dan Fouts, AFC Divisional, Jan. 2, 1982 at Miami (OT)
- 51 Philip Rivers, AFC Divisional, Jan. 13, 2019 at New England
- 49 Stan Humphries, Super Bowl XXIX, Jan. 29, 1995 vs. San Francisco

Most Completions, Game

- 33 Dan Fouts, AFC Divisional, Jan. 2, 1982 at Miami (OT)
- 31 Drew Brees, AFC Wild Card, Jan. 8, 2005 vs. New York Jets
- 28 Stan Humphries, AFC Wild Card, Dec. 31, 1995 vs. Indianapolis

Highest Completion Pct, Game (min. 10 att.)

- 75.0 Philip Rivers, AFC Wild Card, Jan. 5, 2014 at Cincinnati
- 73.8 Drew Brees, AFC Wild Card, Jan. 8, 2005 vs. New York Jets
- 73.7 Philip Rivers, AFC Divisional, Jan. 13, 2008 at Indianapolis

Most Yards, Career

- 2,656 Philip Rivers, 2004-19
- 2,125 Dan Fouts, 1973-87
- 1,347 Stan Humphries, 1992-97

Most Yards, Game

- 433 Dan Fouts, AFC Divisional, Jan. 2, 1982 at Miami (OT)
- 336 Dan Fouts, AFC Championship, Jan. 11, 1981 vs. Oakland
- 333 Dan Fouts, AFC First Round, Jan. 9, 1983 at Pittsburgh

Most Touchdowns, Career

- 14 Philip Rivers, 2004-19
- 12 Dan Fouts, 1973-87
- 6 Stan Humphries, 1992-97

Most Touchdowns, Game

- 3 (5x) Last: Philip Rivers, AFC Divisional, Jan. 13, 2019 at New England
- 2 (6x) Last: Philip Rivers, AFC Divisional, Jan. 12, 2014 at Denver
- 1 (10x) Last: Justin Herbert, AFC Wild Card, Jan. 14, 2023 at Jacksonville

Highest Passer Rating, Career (min. 40 att.)

- 101.2 Drew Brees, 2001-04
- 84.7 Justin Herbert, 2020-22
- 84.2 Philip Rivers, 2004-19

Highest Passer Rating, Game (min. 10 att.)

- 145.3 Tobin Rote, AFL Championship, Jan. 5, 1964 vs. Boston
- 133.2 Philip Rivers, AFC Divisional, Jan. 13, 2008 at Indianapolis
- 132.1 John Hadl, AFL Championship, Jan. 5, 1964 vs. Boston

Most Games 300 Yards or More, Career

- 5 Dan Fouts, 1973-87
- 2 Philip Rivers, 2004-19
- 1 Drew Brees, 2001-04

Most Games 400 Yards or More, Career

- 1 Dan Fouts, 1973-87

Longest Completion

- 62t Philip Rivers, AFC Divisional, Jan. 11, 2009 at Pittsburgh
- 58 Philip Rivers, AFC Divisional, Jan. 14, 2007 vs. New England
- 56t Philip Rivers, AFC Divisional, Jan. 13, 2008 at Indianapolis

Most Interceptions, Career

- 16 Dan Fouts, 1973-87
- 13 Stan Humphries, 1992-97
- 10 Philip Rivers, 2004-19

Most Interceptions, Game

- 5 Dan Fouts, AFC Second Round, Jan. 16, 1983 at Miami
- Dan Fouts, AFC Divisional, Dec. 29, 1979 vs. Houston Oilers
- 4 (3x) Last: Stan Humphries, AFC Wild Card, Dec. 31, 1995 vs. Indianapolis
- 2 (9x) Last: Philip Rivers, AFC Divisional, Jan. 17, 2010 vs. New York Jets

RECEIVING

Most Receptions, Career

- 51 Antonio Gates, 2003-18
- 39 Ronnie Harmon, 1990-95
- 30 Charlie Joiner, 1976-86

Most Receptions, Game

- 13 Kellen Winslow, AFC Divisional, Jan. 2, 1982 at Miami (OT)
- 10 Ronnie Harmon, AFC Wild Card, Dec. 31, 1995 vs. Indianapolis
- 9 (4x) Last: Eric Parker, AFC Wild Card, Jan. 8, 2005 vs. New York Jets

Most Yards, Career

- 540 Antonio Gates, 2003-18
- 539 Charlie Joiner, 1976-86
- 503 Vincent Jackson, 2005-09

Most Yards, Game

- 166 Kellen Winslow, AFC Divisional, Jan. 2, 1982 at Miami (OT)
- 142 Keenan Allen, AFC Divisional, Jan. 12, 2014 at Denver
- 133 Ronnie Harmon, AFC Wild Card, Dec. 31, 1995 vs. Indianapolis

Most Touchdowns, Career

- 4 Kellen Winslow, 1979-87
- Charlie Joiner, 1976-86
- 3 Keenan Allen, 2013-22
- Vincent Jackson, 2005-11
- 2 (5x) Last: Antonio Gates, 2003-18

Most Touchdowns, Game

- 2 (4x) Last: Keenan Allen, AFC Divisional, Jan. 12, 2014 at Denver
- 1 (31x) Last: Gerald Everett, AFC Wild Card, Jan. 14, 2023 at Jacksonville

SCRIMMAGE YARDS

Most, Career

- 644 Chuck Muncie, 1980-84
- 540 Antonio Gates, 2003-18
- 539 Charlie Joiner, 1976-86

Most, Game

- 329 Keith Lincoln, AFL Championship, Jan. 5, 1964 vs. Boston
- 187 LaDainian Tomlinson, AFC Divisional, Jan. 14, 2007 vs. New England
- 170 Paul Lowe, AFL Championship, Jan. 1, 1961 at Houston Oilers

INTERCEPTIONS

Most Interceptions, Career

- 3 Asante Samuel, 2020-22
- Drayton Florence, 2003-07
- Glen Edwards, 1978-81
- 2 (5x) Last: Quentin Jammer, 2002-09
- 1 (21x) Last: Drue Tranquill, 2019-22

Most Interceptions, Game

- 3 Asante Samuel, AFC Wild Card, Jan. 14, 2023 at Jacksonville
- 2 (4x) Last: Glen Edwards, AFC Divisional, Jan. 3, 1981 vs. Buffalo
- 1 (29x) Last: Drue Tranquill, AFC Wild Card, Jan. 14, 2023 at Jacksonville

Most Interception Return Yards, Career

- 62 Glen Edwards, 1978-81
- 45 Bud Whitehead, 1961-68
- 40 Darren Carrington, 1991-94

Most Interception Return Yards, Game

- 45 Bud Whitehead, AFL Championship, Dec. 24, 1961 vs. Houston Oilers
- 40 Darren Carrington, AFC Wild Card, Jan. 12, 1993 vs. Kansas City
- 35 Bruce Laird, AFC First Round, Jan. 9, 1983 at Pittsburgh
- Glen Edwards, AFC Divisional, Jan. 2, 1982 at Miami (OT)

Longest Interception Return

- 40 Darren Carrington, AFC Wild Card, Jan. 12, 1993 vs. Kansas City
- 30 Shareece Wright, AFC Wild Card, Jan. 5, 2014 at Cincinnati
- Antonio Cromartie, AFC Divisional, Jan. 13, 2008 at Indianapolis
- 24 Quentin Jammer, AFC Divisional, Jan. 17, 2010 vs. New York Jets

SACKS

Most, Career (since 1982)

- 3.0 Shawn Lee, 1992-95
- 2.5 Leslie O'Neal, 1992-95
- 2.0 Melvin Ingram, 2012-20
- Eric Weddle, 2007-15
- Luis Castillo, 2005-11
- Shawne Merriman, 2005-10
- Raylee Johnson, 1993-2003
- Burt Grossman, 1989-93

Most, Game (since 1982)

- 2.5 Leslie O'Neal, AFC Wild Card, Jan. 2, 1993 vs. Kansas City
- 2.0 (6x) Last: Melvin Ingram, AFC Wild Card, Jan. 6, 2019 at Baltimore
- 1.5 Steve Foley, AFC Wild Card, Jan. 8, 2005 vs. New York Jets

PUNTING

Most Punts, Career

- 52 Mike Scifres, 2003-13
- 13 John Kidd, 1990-94
- 11 Donnie Jones, 2018
- Bryan Wagner, 1994

Most Punts, Game

- 7 Mike Scifres, AFC Divisional, Jan. 14, 2007 vs. New England
- John Kidd, AFC Divisional, Jan. 10, 1993 at Miami
- 6 (7x) Last: Donnie Jones, AFC Divisional, Jan. 13, 2019 at New England
- 5 (7x) Last: JK Scott, AFC Wild Card, Jan. 14, 2023 at Jacksonville

Most Yards, Career

- 2,330 Mike Scifres, 2003-13
- 587 John Kidd, 1990-94
- 474 Bryan Wagner, 1994

Most Yards, Game

- 324 John Kidd, AFC Divisional, Jan. 10, 1993 at Miami
- 316 Mike Scifres, AFC Wild Card, Jan. 3, 2009 vs. Indianapolis (OT)
- 297 Mike Scifres, AFC Wild Card, Jan. 17, 2010 vs. New York Jets

Longest Punt

- 67 Mike Scifres, AFC Wild Card, Jan. 3, 2009 vs. Indianapolis (OT)
- 66 Mike Scifres, AFC Divisional, Jan. 13, 2008 at Indianapolis
- 65 Darren Bennett, AFC Wild Card, Dec. 31, 1995 vs. Indianapolis

Highest, Career (minimum 4 punts)

- 45.2 John Kidd, 1990-94
- 44.8 Mike Scifres, 2003-13
- 43.9 John Hadl, 1962-72

Highest, Game (minimum 2 punts)

- 59.0 Mike Scifres, AFC Divisional, Jan. 13, 2008 at Indianapolis
- 54.5 Darren Bennett, AFC Wild Card, Dec. 31, 1995 vs. Indianapolis
- 52.7 Mike Scifres, AFC Wild Card, Jan. 3, 2009 vs. Indianapolis (OT)

PUNT RETURNS

Most Returns, Career

- 12 Darren Sproles, 2005-09
- 8 Mike Fuller, 1975-80
- 7 Eric Parker, 2002-06

Most Returns, Game

- 5 Eric Parker, AFC Divisional, Jan. 14, 2007 vs. New England
- 4 (2x) Last: Desmond King, AFC Wild Card, Jan. 6, 2019 at Baltimore
- 3 (6x) Last: Darren Sproles, AFC Wild Card, Jan. 3, 2009 vs. Indianapolis (OT)

Most Yards, Career

- 107 Darren Sproles, 2005-09
- 99 Mike Fuller, 1975-80
- 63 Wes Chandler, 1981-87

Most Yards, Game

- 72 Darren Sproles, AFC Wild Card, Jan. 3, 2009 vs. Indianapolis (OT)
- 56 Wes Chandler, AFC Divisional, Jan. 2, 1982 at Miami (OT)
- 46 Desmond King, AFC Wild Card, Jan. 6, 2019 at Baltimore

Longest Return

- 56t Wes Chandler, AFC Divisional, Jan. 2, 1982 at Miami (OT)
- 33 Desmond King, AFC Wild Card, Jan. 6, 2019 at Baltimore

Most Touchdowns, Career

- 1 Wes Chandler, 1981-87

KICKOFF RETURNS

Most Returns, Career

- 21 Darren Sproles, 2005-09
- 19 Andre Coleman, 1994-96
- 17 James Brooks, 1981-83

Most Returns, Game

- 8 Andre Coleman, Super Bowl XXIX, Jan. 29, 1995 vs. San Francisco
- 6 Andre Coleman, AFC Wild Card, Dec. 31, 1995 vs. Indianapolis
- 5 (6x) Last: Desmond King, AFC Divisional, Jan. 13, 2019 at New England

Most Yards, Career

- 537 Darren Sproles, 2005-09
- 483 Andre Coleman, 1994-96
- 283 James Brooks, 1981-83

Most Yards, Game

- 244 Andre Coleman, Super Bowl XXIX, Jan. 29, 1995 vs. San Francisco
- 164 Darren Sproles, AFC Divisional, Jan. 11, 2009 at Pittsburgh
- 147 Leslie "Speedy" Duncan, AFL Championship, Dec. 26, 1964 at Buffalo

Longest Return

- 98t Andre Coleman, Super Bowl XXIX, Jan. 29, 1995 vs. San Francisco
- 72 Desmond King, AFC Wild Card, Jan. 6, 2019 at Baltimore
- 63 Darren Sproles, AFC Divisional, Jan. 11, 2009 at Pittsburgh

Most Touchdowns, Career

- 1 Andre Coleman, 1994-96

SERVICE

Most Games

- 12 Antonio Gates, 2003-18
- David Binn, 1994-2010
- 11 Philip Rivers, 2004-19
- 10 Nick Hardwick, 2004-13
- Mike Scifres, 2004-13

TEAM POSTSEASON RECORDS

*NFL Record

POINTS

Most, Quarter

- 24 AFC Divisional, Jan. 2, 1982 at Miami (1st Q)
- 21 AFL Championship, Jan. 5, 1964 vs. Boston (1st Q)
- 17 AFC Wild Card, Jan. 14, 2023 at Jax. (1st Q)
- AFC Divisional, Jan. 12, 2014 at Den. (4th Q)

Most, Quarter, Opponent

- 21 AFC Divisional, Jan. 13, 2019 at New England (2nd Q)
- AFC Divisional, Jan. 10, 1993 at Mia. (2nd Q)
- AFC Championship, Jan. 11, 1981 vs. Oakland (1st Q)
- 20 AFC Second Round, Jan. 16, 1983 at Miami (2nd Q)
- 14 (11x) Last: AFC Wild Card, Jan. 6, 2019 at Bal.

Most Quarter, Both Teams

- 33 AFC Second Round, Jan. 16, 1983 at Miami (2nd Q)
- 28 (4x) Last: AFC Divisional, Jan. 11, 2009 at Pittsburgh (4th Q)
- 25 AFC Wild Card, Jan. 6, 2019 at Bal. (4th Q)

Most, Game

- 51 AFL Championship, Jan. 5, 1964 vs. Boston
- 41 AFC Divisional, Jan. 2, 1982 at Miami (OT)
- 31 AFC First Round, Jan. 9, 1983 at Pittsburgh

Most, Game, Opponent

- 49 Super Bowl XXIX, Jan. 29, 1995 vs. S.F.
- 41 AFC Divisional, Jan. 13, 2019 at New England
- 38 AFC Divisional, Jan. 2, 1982 at Miami (OT)

Most, Game, Both Teams

- 79 AFC Divisional, Jan. 2, 1982 at Miami (OT)
- 75 Super Bowl XXIX, Jan. 29, 1995 vs. S.F.
- 69 AFC Divisional, Jan. 13, 2019 at New England

Fewest, Game

- 0 AFC Divisional, Jan. 10, 1993 at Miami
- AFL Championship, Dec. 26, 1965 vs. Buffalo
- 3 AFL Championship, Dec. 24, 1961 vs. Houston Oilers
- 7 AFC Championship, Jan. 10, 1982 at Cincinnati
- AFL Championship, Dec. 26, 1964 at Buffalo

Fewest, Game, Opponent

- 0 AFC Wild Card, Jan. 2, 1993 vs. Kansas City
- 6 AFC Wild Card, Jan. 6, 2008 vs. Tennessee
- 10 (3x) Last: AFC Wild Card, Jan. 5, 2014 at Cincinnati

Fewest, Game, Both Teams

- 13 AFL Championship, Dec. 24, 1961 vs. Houston Oilers
- 17 AFC Wild Card, Jan. 2, 1993 vs. Kansas City
- 23 (2x) Last: AFC Wild Card, Jan. 6, 2008 vs. Tennessee

TOUCHDOWNS

Most, Game

- 7 AFL Championship, Jan. 5, 1964 vs. Boston
- 5 AFC Divisional, Jan. 2, 1982 at Miami (OT)
- 4 (3x) Last: AFC Divisional, Jan. 13, 2019 at New England

Most, Game, Opponent

- 7 Super Bowl XXIX, Jan. 29, 1995 vs. S.F.
- 5 (4x) Last: AFC Divisional, Jan. 13, 2019 at New England
- 4 (5x) Last: AFC Wild Card, Jan. 14, 2023 at Jacksonville

Most, Game, Both Teams

- 10 Super Bowl XXIX, Jan. 29, 1995 vs. S.F.
- AFC Divisional, Jan. 2, 1982 at Miami (OT)
- 9 AFC Divisional, Jan. 13, 2019 at New England
- 8 (3x) Last: AFC Divisional, Jan. 11, 2009 at Pittsburgh

POINTS AFTER TOUCHDOWN

Most, Game

- 6 AFL Championship, Jan. 5, 1964 vs. Boston
- 5 AFC Divisional, Jan. 2, 1982 at Miami (OT)
- 4 (2x) Last: AFC Divisional, Jan. 13, 2008 at Indianapolis

Most, Game, Opponent

- 7 Super Bowl XXIX, Jan. 29, 1995 vs. S.F.
- 5 (4x) Last: AFC Divisional, Jan. 13, 2019 at New England
- 4 (4x) Last: AFC Divisional, Jan. 10, 1993 at Miami

Most, Game, Both Teams

- 10 Super Bowl XXIX, Jan. 29, 1995 vs. S.F.
- AFC Divisional, Jan. 2, 1982 at Miami (OT)
- 8 (2x) Last: AFC Divisional, Jan. 11, 2009 at Pittsburgh
- 7 (5x) Last: AFC Divisional, Jan. 13, 2019 at New England

Most Two-Point Conversions, Game

- 2 Super Bowl XXIX, Jan. 29, 1995 vs. S.F.
- 1 AFC Divisional, Jan. 13, 2019 at New England

Most Two-Point Conversions, Game, Opponent

- 1 AFC Wild Card, Jan. 14, 2023 at Jacksonville
- AFC Divisional, Jan. 14, 2007 vs. N.E.

FIELD GOALS

Most, Game

- 5 AFC Wild Card, Jan. 6, 2019 at Baltimore
- 4 AFC Championship, Jan. 20, 2008 at N.E.
- 3 AFC Wild Card, Jan. 14, 2023 at Jacksonville
- AFL Championship, Jan. 1, 1961 at Houston Oilers

Most, Game, Opponent

- 4 AFC Championship, Jan. 20, 2008 at N.E.
- 3 (2x) Last: AFC Divisional, Jan. 14, 2007 at New England
- 2 (7x) Last: AFC Divisional, Jan. 13, 2019 at New England

Most, Game, Both Teams

- 6 AFC Wild Card, Jan. 6, 2019 at Baltimore
- 4 (4x) Last: AFC Wild Card, Jan. 14, 2023 at Jacksonville
- 3 (7x) Last: AFC Wild Card, Jan. 5, 2014 at Cincinnati

FIRST DOWNS

Most, Game

- 33 AFC Divisional, Jan. 2, 1982 at Miami (OT)
- 29 AFC First Round, Jan. 9, 1983 at Pittsburgh
- 28 AFC Divisional, Jan. 8, 1995 vs. Miami

Most, Game, Opponent

- 30 AFC Divisional, Jan. 13, 2019 at New England
- 29 AFC Second Round, Jan. 16, 1983 at Miami
- 28 Super Bowl XXIX, Jan. 29, 1995 vs. S.F.

Most, Game, Both Teams

- 58 AFC Divisional, Jan. 2, 1982 at Miami (OT)
- 55 AFC First Round, Jan. 9, 1983 at Pittsburgh
- 52 AFC Divisional, Jan. 13, 2019 at New England

Fewest, Game

- 10 AFC Divisional, Jan. 10, 1993 at Miami
- 12 AFL Championship, Dec. 26, 1965 vs. Buffalo
- 13 (2x) Last: AFC Divisional, Jan. 12, 2014 at Denver

Fewest, Game, Opponent

- 11 AFC Wild Card, Jan. 6, 2019 at Baltimore
- 14 (3x) Last: AFC Divisional, Jan. 17, 2010 vs. New York Jets
- 15 (2x) Last: AFC Wild Card, Jan. 6, 2008 vs. Tennessee

Fewest, Game, Both Teams

- 25 AFC Wild Card, Jan. 6, 2019 at Baltimore
- 26 AFL Championship, Dec. 26, 1965 vs. Buffalo
- 28 AFC Divisional, Jan. 10, 1993 at Miami

FIRST DOWNS RUSHING

Most, Game

- 12 AFC Divisional, Jan. 14, 2007 at N.E.
- AFC Divisional, Jan. 8, 1995 vs. Miami
- 11 (5x) Last: AFC Wild Card, Jan. 3, 2009 vs. Indianapolis (OT)
- 10 AFC Divisional, Jan. 2, 1982 at Miami (OT)

Most, Game, Opponent

- 15 AFC Second Round, Jan. 16, 1983 at Miami
- 13 (2x) Last: AFC Divisional, Jan. 12, 2014 at Denver
- 12 (2x) Last: AFC Divisional, Jan. 11, 2009 at Pittsburgh

Most, Game, Both Teams

- 20 AFC Second Round, Jan. 16, 1983 at Miami
- 19 (2x) Last: AFC Wild Card, Jan. 5, 2014 at Cincinnati
- 17 (3x) Last: AFC Championship, Jan. 20, 2008 at New England

Fewest, Game

- 1 (2x) Last: AFC Divisional, Jan. 12, 2014 at Denver
- 2 (2x) Last: AFC Divisional, Jan. 13, 2019 at New England
- 3 (2x) Last: AFC Wild Card, Jan. 6, 2019 at Baltimore

Fewest, Game, Opponent

- 2 AFC Divisional, Jan. 8, 1995 vs. Miami
- 3 (3x) Last: AFC Divisional, Jan. 14, 2007 at New England
- 4 (5x) Last: AFC Wild Card, Jan. 6, 2019 at Baltimore

Fewest, Game, Both Teams

- 7 AFC Wild Card, Jan. 6, 2019 at Baltimore
- 8 (3x) Last: AFC Divisional, Jan. 17, 2010 vs. New York Jets
- 9 AFC Wild Card, Jan. 14, 2023 at Jacksonville
- AFL Championship, Dec. 26, 1965 vs. Buffalo

FIRST DOWNS PASSING

Most, Game

- 21 AFC Divisional, Jan. 2, 1982 at Miami (OT)
- 20 AFC Wild Card, Dec. 31, 1995 vs. Indianapolis
- 19 AFC First Round, Jan. 9, 1983 at Pittsburgh

Most, Game, Opponent

- 21 AFC Divisional, Jan. 13, 2008 at Indianapolis
- AFC Divisional, Jan. 2, 1982 at Miami (OT)
- 20 AFC Wild Card, Jan. 5, 2014 at Cincinnati
- 19 AFC First Round, Jan. 9, 1983 at Pittsburgh

Most, Game, Both Teams

- 42 AFC Divisional, Jan. 2, 1982 at Miami (OT)
- 38 AFC First Round, Jan. 9, 1983 at Pittsburgh
- 35 AFC Divisional, Jan. 13, 2008 at Indianapolis

Fewest, Game

- 7 (5x) Last: AFC Divisional, Jan. 10, 1993 at Miami
- 8 (3x) Last: AFC Wild Card, Jan. 6, 2019 at Baltimore
- 9 (4x) Last: AFC Wild Card, Jan. 5, 2014 at Cincinnati

Fewest, Game, Opponent

- 5 AFC Divisional, Dec. 29, 1979 vs. Houston Oilers
- 6 AFC Divisional, Jan. 17, 2010 vs. N.Y. Jets
- 7 AFC Wild Card, Jan. 6, 2019 at Baltimore

Fewest, Game, Both Teams

- 15 (2x) Last: AFC Wild Card, Jan. 6, 2019 at Baltimore
- 16 (3x) Last: AFC Divisional, Jan. 10, 1993 at Miami
- 17 (2x) Last: AFC Wild Card, Jan. 2, 1993 vs. Kansas City

TOTAL NET YARDS GAINED

Most, Game

- 601 AFL Championship, Jan. 5, 1964 vs. Boston
- 564 AFC Divisional, Jan. 2, 1982 at Miami (OT)
- 479 AFC First Round, Jan. 9, 1983 at Pittsburgh

Most, Game, Opponent

- 498 AFC Divisional, Jan. 13, 2019 at New England
- 466 AFC Divisional, Jan. 2, 1982 at Miami (OT)
- 449 Super Bowl XXIX, Jan. 29, 1995 vs. S.F.

Most, Game, Both Teams

- 1,030 AFC Divisional, Jan. 2, 1982 at Miami (OT)
- 901 AFC First Round, Jan. 9, 1983 at Pittsburgh
- 862 AFL Championship, Jan. 5, 1964 vs. Boston

NET YARDS GAINED RUSHING

Most, Game

- 309 AFL Championship, Jan. 5, 1964 vs. Boston
- 202 AFC Wild Card, Jan. 8, 1995 vs. Miami
- 196 AFC Wild Card, Jan. 5, 2014 at Cincinnati

Most, Game, Opponent

- 219 AFL Championship, Dec. 26, 1964 vs. Buffalo
- 214 AFC Second Round, Jan. 16, 1983 at Miami
- 178 AFC Wild Card, Dec. 31, 1995 vs. Indianapolis

Most, Game, Both Teams

- 384 AFL Championship, Jan. 5, 1964 vs. Boston
- 343 AFL Championship, Dec. 26, 1964 vs. Buffalo
- 323 AFC Wild Card, Dec. 31, 1995 vs. Indianapolis

NET YARDS GAINED PASSING

Most, Game

- 415 AFC Divisional, Jan. 2, 1982 at Miami (OT)
- 351 AFC Championship, Jan. 11, 1981 vs. Oakland
- 333 AFC First Round, Jan. 9, 1983 at Pittsburgh

Most, Game, Opponent

- 402 AFC Divisional, Jan. 13, 2008 at Indianapolis
- 388 AFC Divisional, Jan. 2, 1982 at Miami (OT)
- 349 AFC Championship, Jan. 15, 1995 at Pit.

Most, Game, Both Teams

- 803 AFC Divisional, Jan. 2, 1982 at Miami (OT)
- 714 AFC Divisional, Jan. 13, 2008 at Indianapolis
- 659 AFC Divisional, Jan. 13, 2019 at New England

LEAGUE

STATS

2024 NATIONAL FOOTBALL LEAGUE

TEAM OFFENSIVE TOTALS

CATEGORY	BAL	BUF	CIN	CLE	DEN	HOU	IND	JAX	KC	LAC	LV
GAMES (W-L-T)	9-5-0	11-3-0	6-8-0	3-11-0	9-5-0	9-5-0	6-8-0	3-11-0	13-1-0	8-6-0	2-11-0
FIRST DOWNS	323	302	300	254	245	260	247	246	300	238	235
Rushing	129	117	71	77	94	74	99	83	94	82	56
Passing	167	153	201	156	133	167	128	146	185	133	160
Penalty	27	32	28	21	18	19	20	17	21	23	19
YDS GAINED (tot)	5937	5174	5075	4335	4355	4539	4359	4284	4708	4232	3939
Avg per Game	424.1	369.6	362.5	309.6	311.1	324.2	311.4	306.0	336.3	302.3	303.0
RUSHING (net)	2498	1831	1275	1290	1517	1560	1693	1422	1570	1481	1028
Avg per Game	178.4	130.8	91.1	92.1	108.4	111.4	120.9	101.6	112.1	105.8	79.1
Rushes	438	396	309	320	370	371	379	326	391	363	281
Yards per Rush	5.7	4.6	4.1	4.0	4.1	4.2	4.5	4.4	4.0	4.1	3.7
PASSING (net)	3439	3343	3800	3045	2838	2979	2666	2862	3138	2751	2911
Avg per Game	245.6	238.8	271.4	217.5	202.7	212.8	190.4	204.4	224.1	196.5	223.9
Attempts	405	431	527	546	470	471	424	453	504	403	487
Completions	276	278	361	333	300	298	233	283	337	259	318
Completion Pct	68.2%	64.5%	68.5%	61.0%	63.8%	63.3%	55.0%	62.5%	66.9%	64.3%	65.3%
Yards Gained	3581	3404	3977	3369	3005	3340	2874	3071	3368	2990	3185
Sacked	22	13	33	58	20	46	26	27	35	41	43
Yards Lost	142	61	177	324	167	361	208	209	230	239	274
Had Intercepted	3	5	8	18	11	9	16	14	11	2	13
Yards Opp Ret	38	86	72	342	42	73	98	72	130	0	174
Opp TDs on Int	0	0	1	2	0	0	1	0	0	0	1
PUNTS	44	44	45	75	66	65	59	54	50	66	49
Avg Yards	47.8	46.6	49.0	50.0	47.2	47.1	50.2	51.0	48.5	46.9	50.7
PUNT RETURNS	15	25	27	42	26	38	20	20	26	17	22
Avg Return	11.6	11.2	7.2	9.8	15.7	8.4	11.0	12.9	10.0	12.8	9.3
Returned for TD	0	0	0	0	0	0	0	1	0	0	0
KICKOFF RETURNS	28	16	30	33	12	20	18	27	20	20	18
Avg Return	26.5	25.9	28.4	24.5	28.1	29.0	28.7	25.3	27.1	28.2	30.3
Returned for TD	0	0	1	0	0	0	0	0	0	0	0
PENALTIES	117	86	87	102	89	102	80	80	80	81	76
Yards Penalized	997	660	705	770	804	839	586	620	704	616	642
FUMBLES BY	16	8	19	17	11	10	19	15	7	18	17
Fumbles Lost	7	2	10	9	7	6	9	7	3	6	12
Opp Fumbles	13	21	13	14	15	20	18	6	18	9	8
Opp Fumbles Lost	4	12	8	7	9	9	9	3	6	5	1
POSS. TIME (avg)	30:30	29:53	29:34	30:29	29:14	31:45	26:42	26:48	31:47	29:35	29:12
TOUCHDOWNS	52	55	49	27	36	33	30	28	35	30	23
Rushing	17	28	10	7	10	14	13	11	12	13	8
Passing	34	25	36	18	21	17	16	15	22	16	14
Returns	1	2	3	2	5	2	1	2	1	1	1
EXTRA POINT KICKS	47/49	50/54	44/46	17/19	35/35	31/31	26/26	21/21	32/33	25/28	19/19
2-PT CONVERSIONS	1/3	1/1	1/3	5/8	0/1	0/2	1/4	4/7	0/1	1/2	2/4
FIELD GOALS MADE/ATTEMPTED	19/27	21/26	19/25	16/25	27/30	33/39	24/27	22/24	29/33	29/31	25/30
POINTS SCORED	418	445	399	239	336	328	280	263	329	294	236

2024 NATIONAL FOOTBALL LEAGUE

TEAM DEFENSIVE TOTALS

CATEGORY	BAL	BUF	CIN	CLE	DEN	HOU	IND	JAX	KC	LAC	LV
POINTS ALLOWED	332	310	387	356	247	300	329	377	259	247	361
OPP FIRST DOWNS	288	289	308	244	265	249	291	321	256	262	255
Rushing	62	87	115	90	69	78	111	108	79	94	75
Passing	187	181	166	138	162	141	160	184	153	141	158
Penalty	39	21	27	16	34	30	20	29	24	27	22
OPP YARDS GAINED (tot)	4755	4837	5126	4773	4414	4234	5125	5549	4297	4714	4352
Avg per Game	339.6	345.5	366.1	340.9	315.3	302.4	366.1	396.4	306.9	336.7	334.8
OPP RUSHING (net)	1130	1648	1777	1795	1380	1478	1983	1849	1287	1752	1529
Avg per Game	80.7	117.7	126.9	128.2	98.6	105.6	141.6	132.1	91.9	125.1	117.6
Rushes	323	354	405	404	357	344	445	420	327	373	348
Yards per Rush	3.5	4.7	4.4	4.4	3.9	4.3	4.5	4.4	3.9	4.7	4.4
OPP PASSING (net)	3625	3189	3349	2978	3034	2756	3142	3700	3010	2962	2823
Avg per Game	258.9	227.8	239.2	212.7	216.7	196.9	224.4	264.3	215.0	211.6	217.2
Pass Attempts	526	480	477	423	509	470	456	471	464	465	433
Pass Completions	338	329	311	255	321	271	318	323	303	300	286
Completion Pct	64.3%	68.5%	65.2%	60.3%	63.1%	57.7%	69.7%	68.6%	65.3%	64.5%	66.1%
Yards Gained	3878	3403	3492	3184	3318	3064	3356	3891	3200	3159	3066
Sacked	44	32	25	33	49	45	33	26	32	40	29
Yards Lost	253	214	143	206	284	308	214	191	190	197	243
INTERCEPTED BY	8	13	12	4	14	19	12	5	10	14	7
Yards Returned	33	119	247	-2	413	275	75	38	99	169	116
Returned for TD	0	2	2	0	3	1	0	0	0	1	1
OPP PUNT RETURNS	21	18	21	31	26	21	27	22	22	27	18
Avg Return	7.8	9.0	8.7	14.6	8.7	5.0	13.6	9.2	10.3	9.4	11.9
Returned for TD	0	0	0	1	0	0	0	0	0	0	0
OPP KICKOFF RETURNS	21	20	14	22	18	33	10	7	23	20	22
Avg Return	27.2	32.0	24.6	27.5	26.1	26.1	28.3	29.6	29.1	28.9	24.1
Returned for TD	0	1	0	1	0	0	0	0	0	0	0
OPP TOUCHDOWNS	36	37	47	43	24	34	36	43	29	25	39
Rushing	12	11	18	19	7	7	14	16	11	6	12
Passing	24	23	26	20	17	27	20	27	18	19	24
Returns	0	3	3	4	0	0	2	0	0	0	3

2024 NATIONAL FOOTBALL LEAGUE

TEAM OFFENSIVE TOTALS

CATEGORY	MIA	NE	NYJ	PIT	TEN	ARI	ATL	CAR	CHI	DAL	DET
GAMES (W-L-T)	6-8-0	3-11-0	4-10-0	10-4-0	3-11-0	7-7-0	6-7-0	3-11-0	4-9-0	6-8-0	12-2-0
FIRST DOWNS	284	243	255	260	254	283	269	233	234	273	336
Rushing	73	84	64	98	93	112	87	77	79	79	118
Passing	182	136	164	127	133	150	160	133	132	161	197
Penalty	29	23	27	35	28	21	22	23	23	33	21
YDS GAINED (tot)	4537	4095	4298	4558	4214	4919	4823	4045	3751	4604	5654
Avg per Game	324.1	292.5	307.0	325.6	301.0	351.4	371.0	288.9	288.5	328.9	403.9
RUSHING (net)	1420	1670	1256	1773	1546	1981	1571	1441	1376	1397	2012
Avg per Game	101.4	119.3	89.7	126.6	110.4	141.5	120.9	102.9	105.9	99.8	143.7
Rushes	368	366	300	455	366	385	359	331	336	340	438
Yards per Rush	3.9	4.6	4.2	3.9	4.2	5.2	4.4	4.4	4.1	4.1	4.6
PASSING (net)	3117	2425	3042	2785	2668	2938	3252	2604	2375	3207	3642
Avg per Game	222.6	173.2	217.3	198.9	190.6	209.9	250.2	186.0	182.7	229.1	260.1
Attempts	490	439	496	398	439	428	442	458	436	539	452
Completions	344	285	311	259	278	296	295	283	271	336	323
Completion Pct	70.2%	64.9%	62.7%	65.1%	63.3%	69.2%	66.7%	61.8%	62.2%	62.3%	71.5%
Yards Gained	3369	2726	3291	3037	2931	3094	3434	2780	2752	3408	3848
Sacked	35	45	32	37	46	23	26	28	56	34	28
Yards Lost	252	301	249	252	263	156	182	176	377	201	206
Had Intercepted	8	10	8	4	17	8	15	15	5	12	10
Yards Opp Ret	158	120	196	51	272	124	200	234	36	119	49
Opp TDs on Int	1	1	2	1	4	1	1	1	0	0	0
PUNTS	45	60	56	54	63	43	36	60	63	49	42
Avg Yards	47.0	50.4	47.7	46.7	49.2	48.9	47.6	45.6	48.7	48.2	51.1
PUNT RETURNS	22	26	28	23	29	16	16	22	18	16	33
Avg Return	9.7	14.9	8.2	11.3	7.6	9.4	9.4	7.9	9.6	10.4	13.6
Returned for TD	0	0	0	1	0	0	0	0	0	1	1
KICKOFF RETURNS	21	19	23	19	32	23	22	38	18	31	9
Avg Return	27.7	25.2	30.7	22.4	26.0	28.5	26.0	25.1	29.4	32.7	33.6
Returned for TD	0	0	1	0	0	1	0	0	0	2	0
PENALTIES	93	92	107	90	116	71	79	103	80	104	86
Yards Penalized	755	763	917	749	893	657	688	823	636	755	827
FUMBLES BY	21	24	15	16	24	19	17	14	11	27	12
Fumbles Lost	9	8	5	8	12	8	5	7	5	12	3
Opp Fumbles	12	20	17	25	14	19	14	14	17	17	15
Opp Fumbles Lost	5	5	8	15	6	7	4	7	10	7	6
POSS. TIME (avg)	31:40	29:20	28:48	31:37	31:03	29:06	29:24	27:33	30:04	29:01	31:49
TOUCHDOWNS	28	24	33	32	27	32	30	27	30	29	57
Rushing	9	9	8	12	9	14	11	12	12	4	23
Passing	19	14	24	18	18	15	17	15	16	21	32
Returns	0	1	1	2	0	3	2	0	2	4	2
EXTRA POINT KICKS	20/22	19/20	25/27	30/30	25/25	28/28	25/25	23/24	20/21	26/26	54/55
2-PT CONVERSIONS	2/5	3/4	3/6	0/2	0/1	3/4	2/4	1/3	3/9	1/3	0/1
FIELD GOALS MADE/ATTEMPTED	28/32	23/30	18/25	38/41	21/22	28/32	23/31	20/23	16/20	32/38	21/23
POINTS SCORED	276	238	283	336	254	314	278	247	254	298	459

2024 NATIONAL FOOTBALL LEAGUE

TEAM DEFENSIVE TOTALS

CATEGORY	MIA	NE	NYJ	PIT	TEN	ARI	ATL	CAR	CHI	DAL	DET
POINTS ALLOWED	312	337	325	265	379	306	333	418	278	380	282
OPP FIRST DOWNS	254	284	286	258	259	284	263	330	243	279	269
Rushing	79	101	106	88	89	100	100	136	93	113	74
Passing	153	155	140	150	134	167	149	166	134	144	157
Penalty	22	28	40	20	36	17	14	28	16	22	38
OPP YARDS GAINED (tot)	4320	4818	4410	4435	4164	4738	4548	5407	4586	4984	4701
Avg per Game	308.6	344.1	315.0	316.8	297.4	338.4	349.9	386.2	352.8	356.0	335.8
OPP RUSHING (net)	1450	1784	1695	1321	1613	1700	1570	2422	1752	1905	1418
Avg per Game	103.6	127.4	121.1	94.4	115.2	121.4	120.8	173.0	134.8	136.1	101.3
Rushes	337	409	416	333	391	379	357	485	366	399	315
Yards per Rush	4.3	4.4	4.1	4.0	4.1	4.5	4.4	5.0	4.8	4.8	4.5
OPP PASSING (net)	2870	3034	2715	3114	2551	3038	2978	2985	2834	3079	3283
Avg per Game	205.0	216.7	193.9	222.4	182.2	217.0	229.1	213.2	218.0	219.9	234.5
Pass Attempts	448	432	433	475	412	438	429	428	383	419	489
Pass Completions	292	286	271	301	274	307	309	292	244	284	299
Completion Pct	65.2%	66.2%	62.6%	63.4%	66.5%	70.1%	72.0%	68.2%	63.7%	67.8%	61.2%
Yards Gained	3072	3185	3000	3347	2733	3257	3089	3170	3027	3346	3492
Sacked	28	27	39	35	28	36	19	26	31	42	31
Yards Lost	202	151	285	233	182	219	111	185	193	267	209
INTERCEPTED BY	7	6	4	15	10	7	7	7	10	12	14
Yards Returned	14	43	0	184	67	12	93	74	87	97	116
Returned for TD	0	0	0	0	0	0	1	0	1	1	1
OPP PUNT RETURNS	18	30	26	23	42	17	19	22	36	24	18
Avg Return	11.2	12.9	8.5	6.3	14.7	11.1	13.6	7.1	10.7	11.3	6.3
Returned for TD	0	1	0	0	1	0	0	0	0	0	0
OPP KICKOFF RETURNS	15	15	23	33	20	10	24	34	23	35	17
Avg Return	25.7	25.5	24.0	28.7	32.2	32.0	27.0	24.5	28.4	26.5	32.2
Returned for TD	0	0	0	0	0	0	0	0	0	0	0
OPP TOUCHDOWNS	30	38	33	30	45	31	35	47	28	44	30
Rushing	12	13	18	13	16	13	7	19	15	22	16
Passing	16	22	13	16	23	16	26	27	13	21	13
Returns	2	3	2	1	6	2	2	1	0	1	1

2024 NATIONAL FOOTBALL LEAGUE

TEAM OFFENSIVE TOTALS

CATEGORY	GB	LAR	MIN	NO	NYG	PHI	SEA	SF	TB	WAS	NFL/Avg
GAMES (W-L-T)	10-4-0	8-6-0	11-2-0	5-9-0	2-12-0	12-2-0	8-6-0	6-8-0	8-6-0	9-5-0	---
FIRST DOWNS	282	293	270	258	262	299	276	277	317	310	272.4
Rushing	111	103	80	100	92	144	74	101	106	127	93.1
Passing	143	161	157	136	145	138	174	153	182	155	154.6
Penalty	28	29	33	22	25	17	28	23	29	28	24.8
YDS GAINED (tot)	5261	4731	4568	4685	4150	5225	4685	5115	5437	5235	4672.7
Avg per Game	375.8	337.9	351.4	334.6	296.4	373.2	334.6	365.4	388.4	373.9	336.8
RUSHING (net)	2021	1481	1471	1742	1558	2607	1320	1869	2021	2177	1652.3
Avg per Game	144.4	105.8	113.2	124.4	111.3	186.2	94.3	133.5	144.4	155.5	119.1
Rushes	430	376	359	392	356	515	319	393	389	448	373.9
Yards per Rush	4.7	3.9	4.1	4.4	4.4	5.1	4.1	4.8	5.2	4.9	4.4
PASSING (net)	3240	3250	3097	2943	2592	2618	3365	3246	3416	3058	3020.4
Avg per Game	231.4	232.1	238.2	210.2	185.1	187.0	240.4	231.9	244.0	218.4	217.7
Attempts	394	467	389	443	500	360	500	410	464	419	452.6
Completions	255	309	267	279	305	248	345	264	329	296	295.4
Completion Pct	64.7%	66.2%	68.6%	63.0%	61.0%	68.9%	69.0%	64.4%	70.9%	70.6%	65.3%
Yards Gained	3333	3463	3359	3119	2864	2897	3682	3373	3622	3248	3243.6
Sacked	16	28	41	28	45	39	47	29	33	38	34.3
Yards Lost	93	213	262	176	272	279	317	127	206	190	223.2
Had Intercepted	11	7	10	9	10	5	14	11	14	6	10.0
Yards Opp Ret	128	68	62	47	98	57	205	68	166	23	112.8
Opp TDs on Int	2	0	0	1	2	0	1	0	0	0	0.7
PUNTS	47	53	43	61	66	45	61	41	43	40	52.8
Avg Yards	46.5	44.0	45.9	44.0	44.9	48.6	48.8	43.8	43.9	46.5	47.6
PUNT RETURNS	18	15	20	22	27	25	18	30	14	19	23.0
Avg Return	7.9	8.3	7.1	12.3	7.3	9.7	7.6	9.0	9.1	10.1	10.0
Returned for TD	0	0	0	1	0	0	0	0	0	0	0.2
KICKOFF RETURNS	15	23	10	31	34	22	34	26	25	29	23.3
Avg Return	29.2	27.0	24.3	26.8	25.9	26.6	27.9	27.9	25.8	29.2	27.3
Returned for TD	0	0	0	0	0	0	1	0	0	0	0.2
PENALTIES	94	77	80	85	89	88	102	82	85	87	89.7
Yards Penalized	680	697	642	801	709	677	862	638	662	704	733.7
FUMBLES BY	12	13	15	12	19	16	18	21	22	15	16.3
Fumbles Lost	5	5	9	6	9	8	7	10	6	3	7.1
Opp Fumbles	21	12	15	13	19	24	18	18	24	17	16.3
Opp Fumbles Lost	12	5	7	3	9	8	5	6	11	9	7.1
POSS. TIME (avg)	30:32	29:41	30:28	28:59	30:44	32:15	28:49	31:02	31:17	31:15	30:00
TOUCHDOWNS	43	36	38	35	22	44	36	32	47	43	35.1
Rushing	16	13	7	15	12	26	17	14	14	23	13.2
Passing	26	19	28	19	9	18	14	16	32	19	20.1
Returns	1	4	3	1	1	0	5	2	1	1	1.8
EXTRA POINT KICKS	39/39	29/32	36/37	29/31	14/15	37/38	31/34	29/30	42/44	36/38	96.2%
2-PT CONVERSIONS	2/4	0/3	0/1	1/4	1/7	3/6	0/2	0/2	1/3	3/4	39.5%
FIELD GOALS MADE/ATTEMPTED	26/32	21/26	25/29	22/26	20/25	20/26	22/25	31/37	25/27	32/40	83.7%
POINTS SCORED	379	310	339	309	208	369	315	314	403	396	317.1

2024 NATIONAL FOOTBALL LEAGUE

TEAM DEFENSIVE TOTALS

CATEGORY	GB	LAR	MIN	NO	NYG	PHI	SEA	SF	TB	WAS	NFL/Avg
POINTS ALLOWED	287	338	240	312	328	247	313	320	326	315	317.1
OPP FIRST DOWNS	271	283	245	288	263	244	279	250	289	269	272.4
Rushing	92	102	59	106	108	87	95	97	86	99	93.1
Passing	161	153	168	159	136	136	158	138	176	143	154.6
Penalty	18	28	18	23	19	21	26	15	27	27	24.8
OPP YARDS GAINED (tot)	4486	4950	4395	5272	4818	3858	4776	4183	4997	4505	4672.7
Avg per Game	320.4	353.6	338.1	376.6	344.1	275.6	341.1	298.8	356.9	321.8	336.8
OPP RUSHING (net)	1470	1896	1134	1881	2012	1431	1785	1649	1529	1850	1652.3
Avg per Game	105.0	135.4	87.2	134.4	143.7	102.2	127.5	117.8	109.2	132.1	119.1
Rushes	354	411	293	381	407	337	383	386	337	389	373.9
Yards per Rush	4.2	4.6	3.9	4.9	4.9	4.3	4.7	4.3	4.5	4.8	4.4
OPP PASSING (net)	3016	3054	3261	3391	2806	2427	2991	2534	3468	2655	3020.4
Avg per Game	215.4	218.1	250.9	242.2	200.4	173.4	213.6	181.0	247.7	189.6	217.7
Pass Attempts	462	425	499	494	397	445	465	413	525	399	452.6
Pass Completions	312	273	319	308	278	275	306	265	351	253	295.4
Completion Pct	67.5%	64.2%	63.9%	62.4%	70.0%	61.8%	65.8%	64.2%	66.9%	63.4%	65.3%
Yards Gained	3281	3301	3533	3616	3068	2722	3228	2716	3729	2871	3243.6
Sacked	40	31	40	37	41	39	32	35	38	35	34.3
Yards Lost	265	247	272	225	262	295	237	182	261	216	223.2
INTERCEPTED BY	14	11	20	13	2	8	11	11	7	5	10.0
Yards Returned	222	134	127	166	1	16	254	167	28	124	112.8
Returned for TD	1	2	2	0	0	0	2	1	0	1	0.7
OPP PUNT RETURNS	18	20	19	24	24	21	27	15	18	20	23.0
Avg Return	7.5	9.0	6.7	7.5	10.9	7.1	8.6	14.8	13.5	6.2	10.0
Returned for TD	0	0	0	0	1	0	0	0	1	0	0.2
OPP KICKOFF RETURNS	37	8	10	51	13	20	35	27	22	64	23.3
Avg Return	26.8	28.4	27.9	25.6	28.5	28.7	27.7	28.4	27.6	26.6	27.3
Returned for TD	0	0	0	0	0	0	1	1	0	2	0.2
OPP TOUCHDOWNS	33	37	26	34	37	26	35	37	36	38	35.1
Rushing	12	13	7	16	14	9	11	19	12	13	13.2
Passing	19	23	18	14	19	15	21	17	23	23	20.1
Returns	2	1	1	4	4	2	3	1	1	2	1.8

2024 NATIONAL FOOTBALL LEAGUE

2024 NATIONAL FOOTBALL LEAGUE

AFC TEAM RANKINGS

TEAM	OFFENSE			DEFENSE		
	TOTAL	RUSH	PASS	TOTAL	RUSH	PASS
BAL	*1	1	2	10	*1	15
BUF	2	2	3	13	9	13
CIN	3	14	*1	15	12	14
CLE	10	13	7	11	14	6
DEN	9	9	11	6	4	8t
HOU	6	7	9	2	6	3
IND	8	4	15	14	16	12
JAX	12	11	10	16	15	16
KC	4	6	4	3	2	7
LAC	14	10	13	9	11	5
LV	13	16	5	8	8	10
MIA	7	12	6	4	5	4
NE	16	5	16	12	13	8t
NYJ	11	15	8	5	10	2
PIT	5	3	12	7	3	11
TEN	15	8	14	1	7	1

NFC TEAM RANKINGS

TEAM	OFFENSE			DEFENSE		
	Total	Rush	Pass	Total	Rush	Pass
ARI	9	6	12	7	8	8
ATL	6	9	2	10	7	12
CAR	15	14	14	16	16	5
CHI	16	12	16	11	12	9
DAL	13	15	9	13	14	11
DET	1	5	1	5	2	13
GB	3	3t	8	3	4	7
LAR	10	13	6	12	13	10
MIN	8	10	5	6	1	16
NO	11t	8	11	15	11	14
NYG	14	11	15	9	15	4
PHI	5	*1	13	*1	3	*1
SEA	11t	16	4	8	9	6
SF	7	7	7	2	6	2
TB	2	3t	3	14	5	15
WAS	4	2	10	4	10	3

t = Tied for position

* = League Leader

2024 NATIONAL FOOTBALL LEAGUE

NFL TEAM RANKINGS

TEAM	OFFENSE			DEFENSE		
	TOTAL	RUSH	PASS	TOTAL	RUSH	PASS
ARI	12	7	21	16	18	17
ATL	7	13	3	23	16	25
BAL	*1	2	4	17	*1	31
BUF	8	9	7	22	14	24
CAR	31	24	29	31	32	11
CHI	32	21	31	24	27	19
CIN	10	30	*1	29	20	27
CLE	23	29	17	18	23	10
DAL	17	27	12	26	29	21
DEN	22	20	23	8	5	15t
DET	2	6	2	13	6	26
GB	4	4t	11	10	9	14
HOU	19	17	19	4	10	6
IND	21	12	27	28	30	23
JAX	25	25	22	32	24	32
KC	14	16	13	5	3	13
LAC	27	22t	25	14	19	9
LAR	13	22t	9	25	28	20
LV	26	32	14	12	13	18
MIA	20	26	15	6	8	8
MIN	11	15	8	15	2	30
NE	30	14	32	20t	21	15t
NO	15t	11	20	30	26	28
NYG	29	18	30	20t	31	7
NYJ	24	31	18	7	17	5
PHI	6	*1	28	*1	7	*1
PIT	18	10	24	9	4	22
SEA	15t	28	6	19	22	12
SF	9	8	10	3	15	2
TB	3	4t	5	27	11	29
TEN	28	19	26	2	12	3
WAS	5	3	16	11	25	4

t = Tied for position

* = League Leader

2024 NATIONAL FOOTBALL LEAGUE

AFC TEAM OFFENSE RANK

TEAM	(A)	(B)	(C)	(D)	(E)	(F)	(G)	(H)	(I)	(J)	(K)	(L)	(M)	(N)	(O)	(P)	(Q)
BAL	1	1	1	1	2	1	2	3	1	2	4	5	10	9	5	2	15
BUF	2	2	2	2	3	2	4	1	2	4	1	7	12	16	14	1	11
CIN	3	3	14	9	1	3	5	6	3t	3	8	16	5	7	4	3	13
CLE	10	16	13	12	7	15	14	16	9t	16	5	10	15	5	7	15	16
DEN	9	11	9	10	11	10	11	2	14	8	9	1	7	11	8	4t	5
HOU	6	9	7	7	9	11	8	12	6t	9	3	13	3	12	2	7	9
IND	8	5	4	4	15	8	15	5	12	12	6	8	4	4	6	10	6
JAX	12	4	11	5	10	6	13	4	13	13	11	3	13	1	1	12	4
KC	4	12	6	13	4	9	9	8	3t	1	2	9	9	8	11	6	7
LAC	14	6	10	11	13	5	1	13	16	10	10	4	6	14	10	8	2
LV	13	14	16	16	5	14	12	10	11	14	12	12	2	2	3	13	10
MIA	7	10	12	15	6	7	7	9	5	7	14	11	8	13	15	11	8
NE	16	15	5	3	16	16	10	14	15	15	7	2	14	3	13	16	12
NYJ	11	7	15	8	8	12	6	7	8	5	15	14	1	10	12	9	14
PIT	5	8	3	14	12	4	3	11	6t	6	13	6	16	15	9	4t	3
TEN	15	13	8	6	14	13	16	15	9t	11	16	15	11	6	16	14	1

AFC TEAM DEFENSE RANK

TEAM	(A)	(B)	(C)	(D)	(E)	(F)	(G)	(H)	(I)	(J)	(K)	(L)	(M)	(N)	(O)	(P)	(Q)	(R)	(S)
BAL	10	8	1	1	15	11	12	5	12	10	4	3	8	6	13	10	12	3	1
BUF	13	14	9	15	13	10	5	12	13	13	1t	7	15	13	5	6	5	1	3
CIN	15	15	12	10	14	15	7	16	15	15	9t	5	3	16	16	15	8	8	8
CLE	11	12	14	13	6	13	15	6	1	4	5	15	9	10	6	12	1	14	11
DEN	6	1	4	2	8t	2	4	1	8	5	7	6	7	11	7	1t	16	2	9
HOU	2	2	6	7	3	1	1	2	2	1	9t	1	6	15	15	5	15	7	4
IND	14	11	16	14	12	12	6	8	14	14	6	14	10	2	3	9	6	11	15
JAX	16	16	15	12	16	16	14	15	16	16	8	8	14	8	8	13	10	13	16
KC	3	5	2	3	7	7	9	9	4	9	1t	10	13	9	12	3	4	5	2
LAC	9	9	11	16	5	5	3	4	7	6	11	9	12	14	14	1t	2	6	13
LV	8	10	8	11	10	9	10	11	9	11	15	12	2	4	4	16	14	16	12
MIA	4	7	5	8	4	6	11	13t	3	2	12	11	5	12	10	7	11	9	5
NE	12	13	13	9	8t	14	13	13t	10	12	1t	13	4	1	1	11	7	12	14
NYJ	5	3	10	5	2	3	16	3	11	7	14	4	1	3	9	8	13	10	10
PIT	7	6	3	4	11	8	2	7	5	3	13	2	11	5	2	4	3	4	6
TEN	1	4	7	6	1	4	8	10	6	8	16	16	16	7	11	14	9	15	7

- (A) Total Yards per Game
- (B) Total Yards per Play
- (C) Rushing Yards per Game
- (D) Rushing Yards per Attempt
- (E) Passing Net Yards per Game
- (F) Passing Net Yards per Play
- (G) Passing, Percent Had Intercepted
- (H) Sacks per Pass Play
- (I) First Downs per Game
- (J) Third Down Efficiency

- (K) Fourth Down Efficiency
- (L) Punt Return Average
- (M) Kickoff Return Average
- (N) Gross Punting Average
- (O) Net Punting Average
- (P) Points per Game
- (Q) Field Goal Percentage
- (R) Points per Game Differential (combined offense/defense)
- (S) Net Yards per Game Differential (combined offense/defense)

2024 NATIONAL FOOTBALL LEAGUE

NFC TEAM OFFENSE RANK

TEAM	(A)	(B)	(C)	(D)	(E)	(F)	(G)	(H)	(I)	(J)	(K)	(L)	(M)	(N)	(O)	(P)	(Q)
ARI	9	5	6	2	12	10	5	2	8	5	15	7t	6	2	2	8t	4
ATL	6	6	9	10	2	5	16	3	7	11	6	7t	12	7	14	12	16
CAR	15	14	14	11	14	14	15	5	16	15	14	13	15	11	7	15	5
CHI	16	16	12	15	16	15	1	16	15	16	8	6	3	4	8	14	12t
DAL	13	13	15	13	9	13	9	7	12	12	16	3	2	6	9	13	8
DET	1	2	5	7	1	2	8	6	1	2	2	1	1	1	1	1	2
GB	3	1	3t	6	8	1	12	1	9	8	13	12	5	8	6	4	10
LAR	10	10	13	16	6	8	4	4	5	13	3t	11	9	14	13	10	11
MIN	8	7	10	14	5	4	10	14	6	7	7	16	16	10	10	6	6
NO	11t	11	8	8	11	11	7	8	14	10	10	2	10	13	11	11	7
NYG	14	15	11	9	15	16	6	11	13	14	9	15	13	12	12	16	12t
PHI	5	9	1	3	13	9	2	15	4	4	3t	5	11	5	3	5	15
SEA	11t	12	16	12	4	12	13	13	11	9	11t	14	7	3	4	7	3
SF	7	3	7	5	7	3	11	9	10	6	11t	10	8	16	15	8t	9
TB	2	4	3t	1	3	6	14	10	2	1	3t	9	14	15	16	2	1
WAS	4	8	2	4	10	7	3	12	3	3	1	4	4	9	5	3	12t

NFC TEAM DEFENSE RANK

TEAM	(A)	(B)	(C)	(D)	(E)	(F)	(G)	(H)	(I)	(J)	(K)	(L)	(M)	(N)	(O)	(P)	(Q)	(R)	(S)
ARI	7	8	8	6	8	11	13	7	13	14	7	12	15	13	14	6	11t	7	9
ATL	10	10	7	5	12	13	12	16	12	15	3	15	6	3	3	14	16	13	7
CAR	16	13	16	16	5	12	11	15	16	16	6	4	1	6	6	16	8t	16	16
CHI	11	16	12	13	9	16	7	8	3	4	8	10	10	11	11	5	10	11	15
DAL	13	15	14	12	11	14	3	2	9t	3	15	13	3	8	7	15	14	14	12
DET	5	9	2	7	13	8	4	14	6t	1	2	2	16	15	4	3	8t	1	2
GB	3	3	4	2	7	3	2	5	8	5	12	6	5	14	16	4	11t	4	4
LAR	12	12	13	9	10	15	8	11	11	10	16	9	11	7	8	13	15	12	11
MIN	6	4	1	1	16	5	1	9	5	6	1	3	9	12	13	2	3	3	8
NO	15	14	11	14	14	9	6	10	14	7	5	7	2	1	1	7	2	9	13
NYG	9	11	15	15	4	10	16	1	4	9	9t	11	13	10	10	12	7	15	14
PHI	1	1	3	3	1	1	10	4	1	2	13	5	14	4	5	1	5	2	1
SEA	8	5	9	10	6	4	9	13	9t	8	4	8	8	5	9	8	6	8	10
SF	2	2	6	4	2	2	5	6	2	13	11	16	12	16	15	10	13	10	3
TB	14	7	5	8	15	7	14	12	15	11	14	14	7	2	2	11	1	6	6
WAS	4	6	10	11	3	6	15	3	6t	12	9t	1	4	9	12	9	4	5	5

- (A) Total Yards per Game
- (B) Total Yards per Play
- (C) Rushing Yards per Game
- (D) Rushing Yards per Attempt
- (E) Passing Net Yards per Game
- (F) Passing Net Yards per Play
- (G) Passing, Percent Had Intercepted
- (H) Sacks per Pass Play
- (I) First Downs per Game
- (J) Third Down Efficiency

- (K) Fourth Down Efficiency
- (L) Punt Return Average
- (M) Kickoff Return Average
- (N) Gross Punting Average
- (O) Net Punting Average
- (P) Points per Game
- (Q) Field Goal Percentage
- (R) Points per Game Differential (combined offense/defense)
- (S) Net Yards per Game Differential (combined offense/defense)

2024 NATIONAL FOOTBALL LEAGUE

NFL TEAM OFFENSE RANK

TEAM	(A)	(B)	(C)	(D)	(E)	(F)	(G)	(H)	(I)	(J)	(K)	(L)	(M)	(N)	(O)	(P)	(Q)
BAL	1	1	2	1	4	1	2	5	2	2	6t	7	21	15	9	3	31
BUF	8	3	9	8	7	4	5	1	5	8	1t	9	25	23	23	2	21t
CIN	10	8	30	21	1	9	9	12	6t	4	16	31	11	8	7	5	28
CLE	23	30	29	27	17	29	29	30	23t	32	10	14	30	6	13	30	32
DEN	22	23	20	23	23	22	20	3	29	16	17	1	13	18	15	10t	7
HOU	19	21	17	18	19	23	13	25	19t	20	5	23	8	19	3	13	15t
IND	21	17	12	11	27	20	31	10	27	25	12t	10	9	5	10	23	8
JAX	25	16	25	15	22	18	27	7	28	26	21	4	27	2	2	26	5
KC	14	24	16	28	13	21	16	16	6t	1	3	13	17	13	19	12	10
LAC	27	18	22t	26	25	16	1	26	31	21	18	5	12	21	17	21	2
LV	26	28	32	32	14	27	22	20	25	29	22	20	4	3	4	27	19
MIA	20	22	26	31	15	19	11	19	12	14	27	15	16	20	24	24	11t
NE	30	29	14	10	32	30	19	27	30	30	14	2	28	4	22	31	27
NYJ	24	19	31	19	18	24	10	15	22	12	28	25	3	16	21	22	30
PIT	18	20	10	30	24	14	3	23	19t	13	23t	8	32	22	16	10t	3
TEN	28	26	19	17	26	26	32	28	23t	22	32	28	22	7	31	28	1
ARI	12	7	7	3	21	13	12	4	13	9	30	18t	10	9	5	15t	11t
ATL	7	9	13	14	3	7	30	6	11	19	11	18t	23	17	29	19	29
CAR	31	27	24	16	29	28	28	9	32	28	29	27	29	27	14	29	13
CHI	32	32	21	25	31	31	4	32	26	31	15	17	5	11	18	25	23t
DAL	17	25	27	22	12	25	18	13	17	23	31	11	2	14	20	20	17
DET	2	4	6	9	2	3	17	11	1	5	4	3	1	1	1	1	6
GB	4	2	4t	7	11	2	24	2	14	15	26	26	7	24	12	7	20
LAR	13	13	22t	29	9	11	8	8	9	24	6t	24	18	30	28	17	21t
MIN	11	10	15	24	8	6	21	29	10	11	12t	32	31	26	25	9	14
NO	15t	14	11	12	20	15	15	14	21	18	20	6	19	29	26	18	15t
NYG	29	31	18	13	30	32	14	21	18	27	19	30	24	28	27	32	23t
PHI	6	12	1	4	28	12	6	31	8	7	6t	16	20	12	6	8	26
SEA	15t	15	28	20	6	17	25	24	16	17	23t	29	14	10	8	14	9
SF	9	5	8	6	10	5	23	17	15	10	23t	22	15	32	30	15t	18
TB	3	6	4t	2	5	8	26	18	3	3	6t	21	26	31	32	4	4
WAS	5	11	3	5	16	10	7	22	4	6	1t	12	6	25	11	6	23t

- (A) Total Yards per Game
- (B) Total Yards per Play
- (C) Rushing Yards per Game
- (D) Rushing Yards per Attempt
- (E) Passing Net Yards per Game
- (F) Passing Net Yards per Play
- (G) Passing, Percent Had Intercepted
- (H) Sacks per Pass Play
- (I) First Downs per Game

- (J) Third Down Efficiency
- (K) Fourth Down Efficiency
- (L) Punt Return Average
- (M) Kickoff Return Average
- (N) Gross Punting Average
- (O) Net Punting Average
- (P) Points per Game
- (Q) Field Goal Percentage

2024 NATIONAL FOOTBALL LEAGUE

NFL TEAM DEFENSE RANK

TEAM	(A)	(B)	(C)	(D)	(E)	(F)	(G)	(H)	(I)	(J)	(K)	(L)	(M)	(N)	(O)	(P)	(Q)	(R)	(S)
BAL	17	12	1	1	31	19	25	11	25t	22	9	10	14	15	23	22	21	7	2
BUF	22	22	14	24	24	17	9	25	27t	26	6t	16	29	25	9	12	8	2	9
CIN	29	25	20	14	27	28	15	31	30	28	23t	13	4	31	32	30	15	14	17
CLE	18	18	23	18	10	24	30	15	1t	9	13	30	15	21	10	25	1	28	23
DEN	8	2	5	2	15t	3	8	3	13	11	15	14	9	23	11	1t	30	6	18
HOU	4	3	10	11	6	2	1	4	3	4	23t	1	8	30	31	10	27t	13	10
IND	28	17	30	19	23	23	11t	20	29	27	14	29	19	10	6	21	9	23	29
JAX	32	32	24	17	32	32	29	30	31	29	18t	17	28	19	13	27	19	27	31
KC	5	7	3	4	13	12	18	21	6	19	6t	19	27	20	22	5	6	11	8
LAC	14	13	19	26	9	7	5	9	10	12	25t	18	26	28	30	1t	3	12	25
LV	12	14	13	15	18	14	22	24	17	23	31	25	2	13	7	31	26	31	24
MIA	6	11	8	12	8	10	24	27t	5	5	27	23	7	24	18	13t	20	21	12
NE	20t	19	21	13	15t	26	26	27t	22t	24	6t	26	5	4	1	23	14	26	28
NYJ	7	4	17	6	5	5	31	5	24	14	30	11	1	12	16	18	23	22	20
PIT	9	9	4	5	22	13	3	17	7	6	28t	3	24	14	5	6	4	10	15
TEN	2	5	12	7	3	6	16	23	8	16	32	31	32	17	19	28	16	30	16
ARI	16	21	18	20	17	22	23	12	22t	30	11	22	30	26	27	11	24t	15	14
ATL	23	24	16	16	25	27	21	32	21	31	3	28	13	3	4	26	32	24	11
CAR	31	28	32	32	11	25	20	29	32	32	10	6	3	7	14	32	17t	32	32
CHI	24	31	27	29	19	31	13	13	9	7	12	20	20	18	24	9	22	19	30
DAL	26	30	29	28	21	29	6	2	18t	3	25t	24	10	9	15	29	29	25	22
DET	13	23	6	21	26	18	7	26	14t	1	2	4	31	29	8	7	17t	1	3
GB	10	8	9	8	14	8	4	8	16	8	20	8	12	27	29	8	24t	5	5
LAR	25	27	28	23	20	30	14	18	20	18	28t	15	21	8	17	24	31	20	21
MIN	15	10	2	3	30	11	2	14	12	10	1	5	18	22	26	4	7	4	13
NO	30	29	26	30	28	20	11t	16	25t	13	5	9	6	1	2	13t	5	17	26
NYG	20t	26	31	31	7	21	32	1	11	17	16t	21	23	16	21	20	13	29	27
PHI	1	1	7	9	1	1	19	7	1t	2	21	7	25	5	12	1t	11	3	1
SEA	19	15	22	25	12	9	17	22	18t	15	4	12	17	6	20	15	12	16	19
SF	3	6	15	10	2	4	10	10	4	25	18t	32	22	32	28	17	27t	18	4
TB	27	20	11	22	29	16	27	19	27t	20	22	27	16	2	3	19	2	9	7
WAS	11	16	25	27	4	15	28	6	14t	21	16t	2	11	11	25	16	10	8	6

- (A) Total Yards per Game
- (B) Total Yards per Play
- (C) Rushing Yards per Game
- (D) Rushing Yards per Attempt
- (E) Passing Net Yards per Game
- (F) Passing Net Yards per Play
- (G) Passing, Percent Had Intercepted
- (H) Sacks per Pass Play
- (I) First Downs per Game
- (J) Third Down Efficiency

- (K) Fourth Down Efficiency
- (L) Punt Return Average
- (M) Kickoff Return Average
- (N) Gross Punting Average
- (O) Net Punting Average
- (P) Points per Game
- (Q) Field Goal Percentage
- (R) Points per Game Differential (combined offense/defense)
- (S) Net Yards per Game Differential (combined offense/defense)

2024 NATIONAL FOOTBALL LEAGUE

AFC TOTAL OFFENSE

RANK	TEAM	TOTAL	RUSH	PASS	TOTAL/G	RUSH/G	PASS/G
1	Baltimore	5937	2498	3439	424.1	178.4	245.6
2	Buffalo	5174	1831	3343	369.6	130.8	238.8
3	Cincinnati	5075	1275	3800	362.5	91.1	271.4
4	Kansas City	4708	1570	3138	336.3	112.1	224.1
5	Pittsburgh	4558	1773	2785	325.6	126.6	198.9
6	Houston	4539	1560	2979	324.2	111.4	212.8
7	Miami	4537	1420	3117	324.1	101.4	222.6
8	Indianapolis	4359	1693	2666	311.4	120.9	190.4
9	Denver	4355	1517	2838	311.1	108.4	202.7
10	Cleveland	4335	1290	3045	309.6	92.1	217.5
11	New York Jets	4298	1256	3042	307.0	89.7	217.3
12	Jacksonville	4284	1422	2862	306.0	101.6	204.4
13	Las Vegas	3939	1028	2911	303.0	79.1	223.9
14	Los Angeles Chargers	4232	1481	2751	302.3	105.8	196.5
15	Tennessee	4214	1546	2668	301.0	110.4	190.6
16	New England	4095	1670	2425	292.5	119.3	173.2
	TOTALS	72639	24830	47809	325.7	111.3	214.4

AFC TOTAL DEFENSE

RANK	TEAM	TOTAL	RUSH	PASS	TOTAL/G	RUSH/G	PASS/G
1	Tennessee	4164	1613	2551	297.4	115.2	182.2
2	Houston	4234	1478	2756	302.4	105.6	196.9
3	Kansas City	4297	1287	3010	306.9	91.9	215.0
4	Miami	4320	1450	2870	308.6	103.6	205.0
5	New York Jets	4410	1695	2715	315.0	121.1	193.9
6	Denver	4414	1380	3034	315.3	98.6	216.7
7	Pittsburgh	4435	1321	3114	316.8	94.4	222.4
8	Las Vegas	4352	1529	2823	334.8	117.6	217.2
9	Los Angeles Chargers	4714	1752	2962	336.7	125.1	211.6
10	Baltimore	4755	1130	3625	339.6	80.7	258.9
11	Cleveland	4773	1795	2978	340.9	128.2	212.7
12	New England	4818	1784	3034	344.1	127.4	216.7
13	Buffalo	4837	1648	3189	345.5	117.7	227.8
14	Indianapolis	5125	1983	3142	366.1	141.6	224.4
15	Cincinnati	5126	1777	3349	366.1	126.9	239.2
16	Jacksonville	5549	1849	3700	396.4	132.1	264.3
	TOTALS	74323	25471	48852	333.3	114.2	219.1

2024 NATIONAL FOOTBALL LEAGUE

NFC TOTAL OFFENSE

RANK	TEAM	TOTAL	RUSH	PASS	TOTAL/G	RUSH/G	PASS/G
1	Detroit	5654	2012	3642	403.9	143.7	260.1
2	Tampa Bay	5437	2021	3416	388.4	144.4	244.0
3	Green Bay	5261	2021	3240	375.8	144.4	231.4
4	Washington	5235	2177	3058	373.9	155.5	218.4
5	Philadelphia	5225	2607	2618	373.2	186.2	187.0
6	Atlanta	4823	1571	3252	371.0	120.8	250.2
7	San Francisco	5115	1869	3246	365.4	133.5	231.9
8	Minnesota	4568	1471	3097	351.4	113.2	238.2
9	Arizona	4919	1981	2938	351.4	141.5	209.9
10	Los Angeles Rams	4731	1481	3250	337.9	105.8	232.1
11	New Orleans	4685	1742	2943	334.6	124.4	210.2
11	Seattle	4685	1320	3365	334.6	94.3	240.4
13	Dallas	4604	1397	3207	328.9	99.8	229.1
14	New York Giants	4150	1558	2592	296.4	111.3	185.1
15	Carolina	4045	1441	2604	288.9	102.9	186.0
16	Chicago	3751	1376	2375	288.5	105.8	182.7
	TOTALS	76888	28045	48843	347.9	126.9	221.0

NFC TOTAL DEFENSE

RANK	TEAM	TOTAL	RUSH	PASS	TOTAL/G	RUSH/G	PASS/G
1	Philadelphia	3858	1431	2427	275.6	102.2	173.4
2	San Francisco	4183	1649	2534	298.8	117.8	181.0
3	Green Bay	4486	1470	3016	320.4	105.0	215.4
4	Washington	4505	1850	2655	321.8	132.1	189.6
5	Detroit	4701	1418	3283	335.8	101.3	234.5
6	Minnesota	4395	1134	3261	338.1	87.2	250.8
7	Arizona	4738	1700	3038	338.4	121.4	217.0
8	Seattle	4776	1785	2991	341.1	127.5	213.6
9	New York Giants	4818	2012	2806	344.1	143.7	200.4
10	Atlanta	4548	1570	2978	349.8	120.8	229.1
11	Chicago	4586	1752	2834	352.8	134.8	218.0
12	Los Angeles Rams	4950	1896	3054	353.6	135.4	218.1
13	Dallas	4984	1905	3079	356.0	136.1	219.9
14	Tampa Bay	4997	1529	3468	356.9	109.2	247.7
15	New Orleans	5272	1881	3391	376.6	134.4	242.2
16	Carolina	5407	2422	2985	386.2	173.0	213.2
	TOTALS	75204	27404	47800	340.3	124.0	216.3

2024 NATIONAL FOOTBALL LEAGUE

NFL TOTAL OFFENSE

RANK	TEAM	TOTAL	RUSH	PASS	TOTAL/G	RUSH/G	PASS/G
1	Baltimore	5937	2498	3439	424.1	178.4	245.6
2	Detroit	5654	2012	3642	403.9	143.7	260.1
3	Tampa Bay	5437	2021	3416	388.4	144.4	244.0
4	Green Bay	5261	2021	3240	375.8	144.4	231.4
5	Washington	5235	2177	3058	373.9	155.5	218.4
6	Philadelphia	5225	2607	2618	373.2	186.2	187.0
7	Atlanta	4823	1571	3252	371.0	120.8	250.2
8	Buffalo	5174	1831	3343	369.6	130.8	238.8
9	San Francisco	5115	1869	3246	365.4	133.5	231.9
10	Cincinnati	5075	1275	3800	362.5	91.1	271.4
11	Minnesota	4568	1471	3097	351.4	113.2	238.2
12	Arizona	4919	1981	2938	351.4	141.5	209.9
13	Los Angeles Rams	4731	1481	3250	337.9	105.8	232.1
14	Kansas City	4708	1570	3138	336.3	112.1	224.1
15	New Orleans	4685	1742	2943	334.6	124.4	210.2
15	Seattle	4685	1320	3365	334.6	94.3	240.4
17	Dallas	4604	1397	3207	328.9	99.8	229.1
18	Pittsburgh	4558	1773	2785	325.6	126.6	198.9
19	Houston	4539	1560	2979	324.2	111.4	212.8
20	Miami	4537	1420	3117	324.1	101.4	222.6
21	Indianapolis	4359	1693	2666	311.4	120.9	190.4
22	Denver	4355	1517	2838	311.1	108.4	202.7
23	Cleveland	4335	1290	3045	309.6	92.1	217.5
24	New York Jets	4298	1256	3042	307.0	89.7	217.3
25	Jacksonville	4284	1422	2862	306.0	101.6	204.4
26	Las Vegas	3939	1028	2911	303.0	79.1	223.9
27	Los Angeles Chargers	4232	1481	2751	302.3	105.8	196.5
28	Tennessee	4214	1546	2668	301.0	110.4	190.6
29	New York Giants	4150	1558	2592	296.4	111.3	185.1
30	New England	4095	1670	2425	292.5	119.3	173.2
31	Carolina	4045	1441	2604	288.9	102.9	186.0
32	Chicago	3751	1376	2375	288.5	105.8	182.7
	TOTALS	149527	52875	96652	336.8	119.1	217.7

2024 NATIONAL FOOTBALL LEAGUE

NFL TOTAL DEFENSE

RANK	TEAM	TOTAL	RUSH	PASS	TOTAL/G	RUSH/G	PASS/G
1	Philadelphia	3858	1431	2427	275.6	102.2	173.4
2	Tennessee	4164	1613	2551	297.4	115.2	182.2
3	San Francisco	4183	1649	2534	298.8	117.8	181.0
4	Houston	4234	1478	2756	302.4	105.6	196.9
5	Kansas City	4297	1287	3010	306.9	91.9	215.0
6	Miami	4320	1450	2870	308.6	103.6	205.0
7	New York Jets	4410	1695	2715	315.0	121.1	193.9
8	Denver	4414	1380	3034	315.3	98.6	216.7
9	Pittsburgh	4435	1321	3114	316.8	94.4	222.4
10	Green Bay	4486	1470	3016	320.4	105.0	215.4
11	Washington	4505	1850	2655	321.8	132.1	189.6
12	Las Vegas	4352	1529	2823	334.8	117.6	217.2
13	Detroit	4701	1418	3283	335.8	101.3	234.5
14	Los Angeles Chargers	4714	1752	2962	336.7	125.1	211.6
15	Minnesota	4395	1134	3261	338.1	87.2	250.8
16	Arizona	4738	1700	3038	338.4	121.4	217.0
17	Baltimore	4755	1130	3625	339.6	80.7	258.9
18	Cleveland	4773	1795	2978	340.9	128.2	212.7
19	Seattle	4776	1785	2991	341.1	127.5	213.6
20	New England	4818	1784	3034	344.1	127.4	216.7
20	New York Giants	4818	2012	2806	344.1	143.7	200.4
22	Buffalo	4837	1648	3189	345.5	117.7	227.8
23	Atlanta	4548	1570	2978	349.8	120.8	229.1
24	Chicago	4586	1752	2834	352.8	134.8	218.0
25	Los Angeles Rams	4950	1896	3054	353.6	135.4	218.1
26	Dallas	4984	1905	3079	356.0	136.1	219.9
27	Tampa Bay	4997	1529	3468	356.9	109.2	247.7
28	Indianapolis	5125	1983	3142	366.1	141.6	224.4
29	Cincinnati	5126	1777	3349	366.1	126.9	239.2
30	New Orleans	5272	1881	3391	376.6	134.4	242.2
31	Carolina	5407	2422	2985	386.2	173.0	213.2
32	Jacksonville	5549	1849	3700	396.4	132.1	264.3
	TOTALS	149527	52875	96652	336.8	119.1	217.7

2024 NATIONAL FOOTBALL LEAGUE

2024 NATIONAL FOOTBALL LEAGUE

AFC TEAM TAKEAWAYS/GIVEAWAYS

RANK	TEAM	TAKEAWAYS			GIVEAWAYS			NET DIFF
		INT	FUM	TOTAL	INT	FUM	TOTAL	
1t	Buffalo	13	12	25	5	2	7	+18
1t	Pittsburgh	15	15	30	4	8	12	+18
3	Houston	19	9	28	9	6	15	+13
4	Los Angeles Chargers	14	5	19	2	6	8	+11
5	Denver	14	9	23	11	7	18	+5
6t	Baltimore	8	4	12	3	7	10	+2
6t	Cincinnati	12	8	20	8	10	18	+2
6t	Kansas City	10	6	16	11	3	14	+2
9	New York Jets	4	8	12	8	5	13	-1
10	Indianapolis	12	9	21	16	9	25	-4
11	Miami	7	5	12	8	9	17	-5
12	New England	6	5	11	10	8	18	-7
13t	Jacksonville	5	3	8	14	7	21	-13
13t	Tennessee	10	6	16	17	12	29	-13
15	Cleveland	4	7	11	18	9	27	-16
16	Las Vegas	7	1	8	13	12	25	-17
	TOTALS	160	112	272	157	120	277	-5

NFC TEAM TAKEAWAYS/GIVEAWAYS

RANK	TEAM	TAKEAWAYS			GIVEAWAYS			NET DIFF
		INT	FUM	TOTAL	INT	FUM	TOTAL	
1t	Chicago	10	10	20	5	5	10	+10
1t	Green Bay	14	12	26	11	5	16	+10
3	Minnesota	20	7	27	10	9	19	+8
4	Detroit	14	6	20	10	3	13	+7
5	Washington	5	9	14	6	3	9	+5
6	Los Angeles Rams	11	5	16	7	5	12	+4
7	Philadelphia	8	8	16	5	8	13	+3
8	New Orleans	13	3	16	9	6	15	+1
9t	Arizona	7	7	14	8	8	16	-2
9t	Tampa Bay	7	11	18	14	6	20	-2
11	San Francisco	11	6	17	11	10	21	-4
12t	Dallas	12	7	19	12	12	24	-5
12t	Seattle	11	5	16	14	7	21	-5
14t	Carolina	7	7	14	15	7	22	-8
14t	New York Giants	2	9	11	10	9	19	-8
16	Atlanta	7	4	11	15	5	20	-9
	TOTALS	159	116	275	162	108	270	+5

2024 NATIONAL FOOTBALL LEAGUE

NFL TEAM TAKEAWAYS/GIVEAWAYS

RANK	TEAM	TAKEAWAYS			GIVEAWAYS			NET DIFF
		INT	FUM	TOTAL	INT	FUM	TOTAL	
1t	Buffalo	13	12	25	5	2	7	+18
1t	Pittsburgh	15	15	30	4	8	12	+18
3	Houston	19	9	28	9	6	15	+13
4	Los Angeles Chargers	14	5	19	2	6	8	+11
5t	Chicago	10	10	20	5	5	10	+10
5t	Green Bay	14	12	26	11	5	16	+10
7	Minnesota	20	7	27	10	9	19	+8
8	Detroit	14	6	20	10	3	13	+7
9t	Denver	14	9	23	11	7	18	+5
9t	Washington	5	9	14	6	3	9	+5
11	Los Angeles Rams	11	5	16	7	5	12	+4
12	Philadelphia	8	8	16	5	8	13	+3
13t	Baltimore	8	4	12	3	7	10	+2
13t	Cincinnati	12	8	20	8	10	18	+2
13t	Kansas City	10	6	16	11	3	14	+2
16	New Orleans	13	3	16	9	6	15	+1
17	New York Jets	4	8	12	8	5	13	-1
18t	Arizona	7	7	14	8	8	16	-2
18t	Tampa Bay	7	11	18	14	6	20	-2
20t	Indianapolis	12	9	21	16	9	25	-4
20t	San Francisco	11	6	17	11	10	21	-4
22t	Dallas	12	7	19	12	12	24	-5
22t	Miami	7	5	12	8	9	17	-5
22t	Seattle	11	5	16	14	7	21	-5
25	New England	6	5	11	10	8	18	-7
26t	Carolina	7	7	14	15	7	22	-8
26t	New York Giants	2	9	11	10	9	19	-8
28	Atlanta	7	4	11	15	5	20	-9
29t	Jacksonville	5	3	8	14	7	21	-13
29t	Tennessee	10	6	16	17	12	29	-13
31	Cleveland	4	7	11	18	9	27	-16
32	Las Vegas	7	1	8	13	12	25	-17
	TOTALS	319	228	547	319	228	547	0

2024 NATIONAL FOOTBALL LEAGUE

2024 NATIONAL FOOTBALL LEAGUE

AFC OFFENSE INSIDE THE 20

RANK	TEAM	DRIVES	PTS	TD	TD%	FG	SCORES	SCORE%
1	Baltimore	54	308	40	74.1%	10	50	92.6%
2	Buffalo	61	332	42	68.9%	14	56	91.8%
3	Cincinnati	47	260	32	68.1%	13	45	95.7%
4	Denver	46	223	27	58.7%	12	39	84.8%
5	Miami	43	210	25	58.1%	13	38	88.4%
6	Cleveland	28	131	16	57.1%	6	22	78.6%
7	Los Angeles Chargers	36	180	20	55.6%	14	34	94.4%
8	Jacksonville	44	206	24	54.5%	13	37	84.1%
9	Houston	48	225	26	54.2%	15	41	85.4%
10	Indianapolis	41	199	22	53.7%	16	38	92.7%
11	New York Jets	45	208	24	53.3%	14	38	84.4%
12	Tennessee	38	165	20	52.6%	9	29	76.3%
13	Kansas City	55	260	28	50.9%	22	50	90.9%
14	New England	41	178	19	46.3%	15	34	82.9%
15	Pittsburgh	48	213	22	45.8%	20	42	87.5%
16	Las Vegas	35	155	16	45.7%	14	30	85.7%
	TOTALS	710	3453	403	56.8%	220	623	87.7%

AFC DEFENSE INSIDE THE 20

RANK	TEAM	DRIVES	PTS	TD	TD%	FG	SCORES	SCORE%
1	Los Angeles Chargers	35	141	14	40.0%	15	29	82.9%
2	Denver	38	164	16	42.1%	17	33	86.8%
3	Miami	42	194	21	50.0%	16	37	88.1%
4	Kansas City	42	189	22	52.4%	13	35	83.3%
5	Pittsburgh	47	213	25	53.2%	13	38	80.9%
6	Baltimore	43	201	24	55.8%	12	36	83.7%
7	Indianapolis	52	245	30	57.7%	12	42	80.8%
8	Buffalo	53	255	31	58.5%	13	44	83.0%
9	Cleveland	44	209	26	59.1%	9	35	79.5%
10	New York Jets	50	248	30	60.0%	14	44	88.0%
11	Jacksonville	51	256	31	60.8%	15	46	90.2%
12t	Las Vegas	50	261	31	62.0%	16	47	94.0%
12t	New England	50	257	31	62.0%	14	45	90.0%
14	Tennessee	48	253	31	64.6%	13	44	91.7%
15	Houston	34	172	22	64.7%	7	29	85.3%
16	Cincinnati	46	257	32	69.6%	11	43	93.5%
	TOTALS	725	3515	417	57.5%	210	627	86.5%

2024 NATIONAL FOOTBALL LEAGUE

NFC OFFENSE INSIDE THE 20

RANK	TEAM	DRIVES	PTS	TD	TD%	FG	SCORES	SCORE%
1	Detroit	60	324	42	70.0%	11	53	88.3%
2	Chicago	29	154	20	69.0%	6	26	89.7%
3	Tampa Bay	55	297	36	65.5%	16	52	94.5%
4	Washington	58	303	35	60.3%	19	54	93.1%
5	New Orleans	40	187	24	60.0%	8	32	80.0%
6	Philadelphia	55	268	32	58.2%	15	47	85.5%
7	Minnesota	47	230	27	57.4%	14	41	87.2%
8	Green Bay	58	286	33	56.9%	18	51	87.9%
9	Carolina	39	184	22	56.4%	11	33	84.6%
10	Los Angeles Rams	52	240	28	53.8%	16	44	84.6%
11	Arizona	45	221	24	53.3%	17	41	91.1%
12	San Francisco	51	240	27	52.9%	18	45	88.2%
13	Seattle	36	159	19	52.8%	9	28	77.8%
14	Atlanta	41	180	20	48.8%	13	33	80.5%
15	Dallas	40	162	19	47.5%	10	29	72.5%
16	New York Giants	38	139	16	42.1%	10	26	68.4%
	TOTALS	744	3574	424	57.0%	211	635	85.3%

NFC DEFENSE INSIDE THE 20

RANK	TEAM	DRIVES	PTS	TD	TD%	FG	SCORES	SCORE%
1	Chicago	50	215	23	46.0%	19	42	84.0%
2	Philadelphia	41	180	20	48.8%	14	34	82.9%
3	Arizona	49	216	24	49.0%	16	40	81.6%
4	Los Angeles Rams	46	207	23	50.0%	16	39	84.8%
5t	Detroit	43	192	22	51.2%	13	35	81.4%
5t	New Orleans	43	191	22	51.2%	13	35	81.4%
7	Tampa Bay	52	232	27	51.9%	15	42	80.8%
8	Seattle	50	235	26	52.0%	18	44	88.0%
9	New York Giants	41	205	22	53.7%	17	39	95.1%
10	Minnesota	37	172	20	54.1%	10	30	81.1%
11	Green Bay	45	220	27	60.0%	11	38	84.4%
12	Atlanta	42	216	26	61.9%	11	37	88.1%
13	Carolina	59	311	38	64.4%	15	53	89.8%
14	Washington	40	209	26	65.0%	11	37	92.5%
15	San Francisco	46	255	31	67.4%	13	44	95.7%
16	Dallas	45	256	33	73.3%	9	42	93.3%
	TOTALS	729	3512	410	56.2%	221	631	86.6%

2024 NATIONAL FOOTBALL LEAGUE

NFL OFFENSE INSIDE THE 20

RANK	TEAM	DRIVES	PTS	TD	TD%	FG	SCORES	SCORE%
1	Baltimore	54	308	40	74.1%	10	50	92.6%
2	Detroit	60	324	42	70.0%	11	53	88.3%
3	Chicago	29	154	20	69.0%	6	26	89.7%
4	Buffalo	61	332	42	68.9%	14	56	91.8%
5	Cincinnati	47	260	32	68.1%	13	45	95.7%
6	Tampa Bay	55	297	36	65.5%	16	52	94.5%
7	Washington	58	303	35	60.3%	19	54	93.1%
8	New Orleans	40	187	24	60.0%	8	32	80.0%
9	Denver	46	223	27	58.7%	12	39	84.8%
10	Philadelphia	55	268	32	58.2%	15	47	85.5%
11	Miami	43	210	25	58.1%	13	38	88.4%
12	Minnesota	47	230	27	57.4%	14	41	87.2%
13	Cleveland	28	131	16	57.1%	6	22	78.6%
14	Green Bay	58	286	33	56.9%	18	51	87.9%
15	Carolina	39	184	22	56.4%	11	33	84.6%
16	Los Angeles Chargers	36	180	20	55.6%	14	34	94.4%
17	Jacksonville	44	206	24	54.5%	13	37	84.1%
18	Houston	48	225	26	54.2%	15	41	85.4%
19	Los Angeles Rams	52	240	28	53.8%	16	44	84.6%
20	Indianapolis	41	199	22	53.7%	16	38	92.7%
21t	Arizona	45	221	24	53.3%	17	41	91.1%
21t	New York Jets	45	208	24	53.3%	14	38	84.4%
23	San Francisco	51	240	27	52.9%	18	45	88.2%
24	Seattle	36	159	19	52.8%	9	28	77.8%
25	Tennessee	38	165	20	52.6%	9	29	76.3%
26	Kansas City	55	260	28	50.9%	22	50	90.9%
27	Atlanta	41	180	20	48.8%	13	33	80.5%
28	Dallas	40	162	19	47.5%	10	29	72.5%
29	New England	41	178	19	46.3%	15	34	82.9%
30	Pittsburgh	48	213	22	45.8%	20	42	87.5%
31	Las Vegas	35	155	16	45.7%	14	30	85.7%
32	New York Giants	38	139	16	42.1%	10	26	68.4%
	TOTALS	1454	7027	827	56.9%	431	1258	86.5%

2024 NATIONAL FOOTBALL LEAGUE

NFL DEFENSE INSIDE THE 20

RANK	TEAM	DRIVES	PTS	TD	TD%	FG	SCORES	SCORE%
1	Los Angeles Chargers	35	141	14	40.0%	15	29	82.9%
2	Denver	38	164	16	42.1%	17	33	86.8%
3	Chicago	50	215	23	46.0%	19	42	84.0%
4	Philadelphia	41	180	20	48.8%	14	34	82.9%
5	Arizona	49	216	24	49.0%	16	40	81.6%
6t	Los Angeles Rams	46	207	23	50.0%	16	39	84.8%
6t	Miami	42	194	21	50.0%	16	37	88.1%
8t	Detroit	43	192	22	51.2%	13	35	81.4%
8t	New Orleans	43	191	22	51.2%	13	35	81.4%
10	Tampa Bay	52	232	27	51.9%	15	42	80.8%
11	Seattle	50	235	26	52.0%	18	44	88.0%
12	Kansas City	42	189	22	52.4%	13	35	83.3%
13	Pittsburgh	47	213	25	53.2%	13	38	80.9%
14	New York Giants	41	205	22	53.7%	17	39	95.1%
15	Minnesota	37	172	20	54.1%	10	30	81.1%
16	Baltimore	43	201	24	55.8%	12	36	83.7%
17	Indianapolis	52	245	30	57.7%	12	42	80.8%
18	Buffalo	53	255	31	58.5%	13	44	83.0%
19	Cleveland	44	209	26	59.1%	9	35	79.5%
20t	Green Bay	45	220	27	60.0%	11	38	84.4%
20t	New York Jets	50	248	30	60.0%	14	44	88.0%
22	Jacksonville	51	256	31	60.8%	15	46	90.2%
23	Atlanta	42	216	26	61.9%	11	37	88.1%
24t	Las Vegas	50	261	31	62.0%	16	47	94.0%
24t	New England	50	257	31	62.0%	14	45	90.0%
26	Carolina	59	311	38	64.4%	15	53	89.8%
27	Tennessee	48	253	31	64.6%	13	44	91.7%
28	Houston	34	172	22	64.7%	7	29	85.3%
29	Washington	40	209	26	65.0%	11	37	92.5%
30	San Francisco	46	255	31	67.4%	13	44	95.7%
31	Cincinnati	46	257	32	69.6%	11	43	93.5%
32	Dallas	45	256	33	73.3%	9	42	93.3%
	TOTALS	1454	7027	827	56.9%	431	1258	86.5%

2024 NATIONAL FOOTBALL LEAGUE

2024 NATIONAL FOOTBALL LEAGUE

AFC TEAM OFFENSE FIRST DOWNS, THIRD DOWNS & FOURTH DOWNS

RANK	TEAM	FIRST DOWNS				THIRD DOWNS			FOURTH DOWNS		
		TOTAL	RUSH	PASS	PEN	MADE	ATT	PCT	MADE	ATT	PCT
1	Baltimore	323	129	167	27	77	158	48.7%	8	12	66.7%
2	Buffalo	302	117	153	32	71	162	43.8%	14	16	87.5%
3t	Cincinnati	300	71	201	28	84	177	47.5%	9	15	60.0%
3t	Kansas City	300	94	185	21	100	197	50.8%	9	12	75.0%
5	Miami	284	73	182	29	68	177	38.4%	12	27	44.4%
6t	Houston	260	74	167	19	71	191	37.2%	10	14	71.4%
6t	Pittsburgh	260	98	127	35	74	190	38.9%	7	14	50.0%
8	New York Jets	255	64	164	27	69	176	39.2%	7	16	43.8%
9t	Cleveland	254	77	156	21	56	196	28.6%	23	35	65.7%
9t	Tennessee	254	93	133	28	64	175	36.6%	6	18	33.3%
11	Indianapolis	247	99	128	20	63	176	35.8%	15	24	62.5%
12	Jacksonville	246	83	146	17	57	162	35.2%	13	23	56.5%
13	Denver	245	94	133	18	72	191	37.7%	10	17	58.8%
14	New England	243	84	136	23	62	181	34.3%	11	18	61.1%
15	Los Angeles Chargers	238	82	133	23	66	178	37.1%	7	12	58.3%
16	Las Vegas	235	56	160	19	58	169	34.3%	11	21	52.4%
	TOTALS	4246	1388	2471	387	1112	2856	38.9%	172	294	58.5%

AFC TEAM DEFENSE FIRST DOWNS, THIRD DOWNS & FOURTH DOWNS

RANK	TEAM	FIRST DOWNS				THIRD DOWNS			FOURTH DOWNS		
		TOTAL	RUSH	PASS	PEN	MADE	ATT	PCT	MADE	ATT	PCT
1	Cleveland	244	90	138	16	68	188	36.2%	8	14	57.1%
2	Houston	249	78	141	30	63	183	34.4%	14	21	66.7%
3	Miami	254	79	153	22	58	167	34.7%	9	13	69.2%
4	Las Vegas	255	75	158	22	70	169	41.4%	7	9	77.8%
5	Kansas City	256	79	153	24	68	172	39.5%	10	20	50.0%
6	Pittsburgh	258	88	150	20	60	171	35.1%	14	20	70.0%
7	Tennessee	259	89	134	36	67	173	38.7%	8	10	80.0%
8	Los Angeles Chargers	262	94	141	27	71	192	37.0%	15	22	68.2%
9	Denver	265	69	162	34	74	202	36.6%	14	24	58.3%
10	New England	284	101	155	28	73	172	42.4%	7	14	50.0%
11	New York Jets	286	106	140	40	67	179	37.4%	13	17	76.5%
12	Baltimore	288	62	187	39	78	189	41.3%	12	23	52.2%
13	Buffalo	289	87	181	21	73	168	43.5%	14	28	50.0%
14	Indianapolis	291	111	160	20	87	196	44.4%	11	19	57.9%
15	Cincinnati	308	115	166	27	76	171	44.4%	14	21	66.7%
16	Jacksonville	321	108	184	29	81	182	44.5%	13	21	61.9%
	TOTALS	4369	1431	2503	435	1134	2874	39.5%	183	296	61.8%

2024 NATIONAL FOOTBALL LEAGUE

NFC TEAM OFFENSE FIRST DOWNS, THIRD DOWNS & FOURTH DOWNS

RANK	TEAM	FIRST DOWNS				THIRD DOWNS			FOURTH DOWNS		
		TOTAL	RUSH	PASS	PEN	MADE	ATT	PCT	MADE	ATT	PCT
1	Detroit	336	118	197	21	77	168	45.8%	18	25	72.0%
2	Tampa Bay	317	106	182	29	84	174	48.3%	8	12	66.7%
3	Washington	310	127	155	28	80	178	44.9%	14	16	87.5%
4	Philadelphia	299	144	138	17	86	192	44.8%	14	21	66.7%
5	Los Angeles Rams	293	103	161	29	58	162	35.8%	14	21	66.7%
6	Arizona	283	112	150	21	67	156	42.9%	5	13	38.5%
7	Green Bay	282	111	143	28	58	153	37.9%	5	11	45.5%
8	San Francisco	277	101	153	23	69	163	42.3%	6	12	50.0%
9	Seattle	276	74	174	28	66	176	37.5%	9	18	50.0%
10	Dallas	273	79	161	33	66	182	36.3%	9	26	34.6%
11	Minnesota	270	80	157	33	61	149	40.9%	5	8	62.5%
12	Atlanta	269	87	160	22	59	158	37.3%	17	26	65.4%
13	New York Giants	262	92	145	25	68	196	34.7%	18	31	58.1%
14	New Orleans	258	100	136	22	68	182	37.4%	12	21	57.1%
15	Chicago	234	79	132	23	61	180	33.9%	17	28	60.7%
16	Carolina	233	77	133	23	61	176	34.7%	11	26	42.3%
	TOTALS	4472	1590	2477	405	1089	2745	39.7%	182	315	57.8%

NFC TEAM DEFENSE FIRST DOWNS, THIRD DOWNS & FOURTH DOWNS

RANK	TEAM	FIRST DOWNS				THIRD DOWNS			FOURTH DOWNS		
		TOTAL	RUSH	PASS	PEN	MADE	ATT	PCT	MADE	ATT	PCT
1	Chicago	243	93	134	16	58	164	35.4%	9	16	56.3%
2	Philadelphia	244	87	136	21	58	170	34.1%	15	23	65.2%
3	Minnesota	245	59	168	18	62	171	36.3%	9	26	34.6%
4	San Francisco	250	97	138	15	76	179	42.5%	13	21	61.9%
5t	Atlanta	263	100	149	14	76	164	46.3%	8	19	42.1%
5t	New York Giants	263	108	136	19	69	175	39.4%	10	17	58.8%
7t	Detroit	269	74	157	38	50	154	32.5%	8	21	38.1%
7t	Washington	269	99	143	27	67	164	40.9%	10	17	58.8%
9	Green Bay	271	92	161	18	61	171	35.7%	17	27	63.0%
10t	Dallas	279	113	144	22	57	167	34.1%	15	22	68.2%
10t	Seattle	279	95	158	26	70	183	38.3%	6	14	42.9%
12	Los Angeles Rams	283	102	153	28	66	167	39.5%	7	10	70.0%
13	Arizona	284	100	167	17	74	166	44.6%	11	20	55.0%
14	New Orleans	288	106	159	23	66	177	37.3%	10	23	43.5%
15	Tampa Bay	289	86	176	27	70	173	40.5%	17	26	65.4%
16	Carolina	330	136	166	28	87	182	47.8%	6	11	54.5%
	TOTALS	4349	1547	2445	357	1067	2727	39.1%	171	313	54.6%

2024 NATIONAL FOOTBALL LEAGUE

NFL TEAM OFFENSE FIRST DOWNS, THIRD DOWNS & FOURTH DOWNS

RANK	TEAM	FIRST DOWNS				THIRD DOWNS			FOURTH DOWNS		
		TOTAL	RUSH	PASS	PEN	MADE	ATT	PCT	MADE	ATT	PCT
1	Detroit	336	118	197	21	77	168	45.8%	18	25	72.0%
2	Baltimore	323	129	167	27	77	158	48.7%	8	12	66.7%
3	Tampa Bay	317	106	182	29	84	174	48.3%	8	12	66.7%
4	Washington	310	127	155	28	80	178	44.9%	14	16	87.5%
5	Buffalo	302	117	153	32	71	162	43.8%	14	16	87.5%
6t	Cincinnati	300	71	201	28	84	177	47.5%	9	15	60.0%
6t	Kansas City	300	94	185	21	100	197	50.8%	9	12	75.0%
8	Philadelphia	299	144	138	17	86	192	44.8%	14	21	66.7%
9	Los Angeles Rams	293	103	161	29	58	162	35.8%	14	21	66.7%
10	Miami	284	73	182	29	68	177	38.4%	12	27	44.4%
11	Arizona	283	112	150	21	67	156	42.9%	5	13	38.5%
12	Green Bay	282	111	143	28	58	153	37.9%	5	11	45.5%
13	San Francisco	277	101	153	23	69	163	42.3%	6	12	50.0%
14	Seattle	276	74	174	28	66	176	37.5%	9	18	50.0%
15	Dallas	273	79	161	33	66	182	36.3%	9	26	34.6%
16	Minnesota	270	80	157	33	61	149	40.9%	5	8	62.5%
17	Atlanta	269	87	160	22	59	158	37.3%	17	26	65.4%
18	New York Giants	262	92	145	25	68	196	34.7%	18	31	58.1%
19t	Houston	260	74	167	19	71	191	37.2%	10	14	71.4%
19t	Pittsburgh	260	98	127	35	74	190	38.9%	7	14	50.0%
21	New Orleans	258	100	136	22	68	182	37.4%	12	21	57.1%
22	New York Jets	255	64	164	27	69	176	39.2%	7	16	43.8%
23t	Cleveland	254	77	156	21	56	196	28.6%	23	35	65.7%
23t	Tennessee	254	93	133	28	64	175	36.6%	6	18	33.3%
25	Indianapolis	247	99	128	20	63	176	35.8%	15	24	62.5%
26	Jacksonville	246	83	146	17	57	162	35.2%	13	23	56.5%
27	Denver	245	94	133	18	72	191	37.7%	10	17	58.8%
28	New England	243	84	136	23	62	181	34.3%	11	18	61.1%
29	Los Angeles Chargers	238	82	133	23	66	178	37.1%	7	12	58.3%
30	Las Vegas	235	56	160	19	58	169	34.3%	11	21	52.4%
31	Chicago	234	79	132	23	61	180	33.9%	17	28	60.7%
32	Carolina	233	77	133	23	61	176	34.7%	11	26	42.3%
	TOTALS	8718	2978	4948	792	2201	5601	39.3%	354	609	58.1%

2024 NATIONAL FOOTBALL LEAGUE

NFL TEAM DEFENSE FIRST DOWNS, THIRD DOWNS & FOURTH DOWNS

RANK	TEAM	FIRST DOWNS				THIRD DOWNS			FOURTH DOWNS		
		TOTAL	RUSH	PASS	PEN	MADE	ATT	PCT	MADE	ATT	PCT
1	Chicago	243	93	134	16	58	164	35.4%	9	16	56.3%
2t	Cleveland	244	90	138	16	68	188	36.2%	8	14	57.1%
2t	Philadelphia	244	87	136	21	58	170	34.1%	15	23	65.2%
4	Minnesota	245	59	168	18	62	171	36.3%	9	26	34.6%
5	Houston	249	78	141	30	63	183	34.4%	14	21	66.7%
6	San Francisco	250	97	138	15	76	179	42.5%	13	21	61.9%
7	Miami	254	79	153	22	58	167	34.7%	9	13	69.2%
8	Las Vegas	255	75	158	22	70	169	41.4%	7	9	77.8%
9	Kansas City	256	79	153	24	68	172	39.5%	10	20	50.0%
10	Pittsburgh	258	88	150	20	60	171	35.1%	14	20	70.0%
11	Tennessee	259	89	134	36	67	173	38.7%	8	10	80.0%
12	Los Angeles Chargers	262	94	141	27	71	192	37.0%	15	22	68.2%
13t	Atlanta	263	100	149	14	76	164	46.3%	8	19	42.1%
13t	New York Giants	263	108	136	19	69	175	39.4%	10	17	58.8%
15	Denver	265	69	162	34	74	202	36.6%	14	24	58.3%
16t	Detroit	269	74	157	38	50	154	32.5%	8	21	38.1%
16t	Washington	269	99	143	27	67	164	40.9%	10	17	58.8%
18	Green Bay	271	92	161	18	61	171	35.7%	17	27	63.0%
19t	Dallas	279	113	144	22	57	167	34.1%	15	22	68.2%
19t	Seattle	279	95	158	26	70	183	38.3%	6	14	42.9%
21	Los Angeles Rams	283	102	153	28	66	167	39.5%	7	10	70.0%
22t	Arizona	284	100	167	17	74	166	44.6%	11	20	55.0%
22t	New England	284	101	155	28	73	172	42.4%	7	14	50.0%
24	New York Jets	286	106	140	40	67	179	37.4%	13	17	76.5%
25t	Baltimore	288	62	187	39	78	189	41.3%	12	23	52.2%
25t	New Orleans	288	106	159	23	66	177	37.3%	10	23	43.5%
27t	Buffalo	289	87	181	21	73	168	43.5%	14	28	50.0%
27t	Tampa Bay	289	86	176	27	70	173	40.5%	17	26	65.4%
29	Indianapolis	291	111	160	20	87	196	44.4%	11	19	57.9%
30	Cincinnati	308	115	166	27	76	171	44.4%	14	21	66.7%
31	Jacksonville	321	108	184	29	81	182	44.5%	13	21	61.9%
32	Carolina	330	136	166	28	87	182	47.8%	6	11	54.5%
	TOTALS	8718	2978	4948	792	2201	5601	39.3%	354	609	58.1%

2024 NATIONAL FOOTBALL LEAGUE

2024 NATIONAL FOOTBALL LEAGUE

AFC OFFENSIVE FIRST DOWN YARDAGE

RANK	TEAM	YDS/PL	PLAYS	YARDS
1	Baltimore	6.98	410	2863
2	Cincinnati	6.14	391	2401
3	Indianapolis	5.73	371	2125
4	Buffalo	5.63	380	2140
5	Houston	5.59	390	2179
6	Jacksonville	5.44	356	1935
7	Miami	5.40	396	2137
8	Kansas City	5.14	401	2063
9	Tennessee	5.01	372	1865
10	Los Angeles Chargers	4.86	347	1687
11	Cleveland	4.80	388	1863
12	Las Vegas	4.78	352	1684
13	New York Jets	4.75	356	1690
14	Denver	4.73	367	1735
15	New England	4.50	361	1624
16	Pittsburgh	4.28	376	1610
	TOTALS	5.25	6014	31601

AFC DEFENSIVE FIRST DOWN YARDAGE

RANK	TEAM	YDS/PL	PLAYS	YARDS
1	New York Jets	4.24	385	1632
2	Las Vegas	4.55	354	1610
3	Cleveland	4.89	375	1833
4	Houston	4.91	370	1816
5	Kansas City	4.92	352	1731
6	Denver	5.02	388	1949
7	Indianapolis	5.10	409	2085
8	Cincinnati	5.17	406	2098
9	Tennessee	5.22	367	1915
10	Buffalo	5.31	389	2066
11	Baltimore	5.41	391	2115
12	New England	5.44	385	2094
13	Pittsburgh	5.47	374	2047
14	Los Angeles Chargers	5.49	381	2093
15	Miami	5.94	363	2155
16	Jacksonville	6.48	414	2684
	TOTALS	5.23	6103	31923

2024 NATIONAL FOOTBALL LEAGUE

NFC OFFENSIVE FIRST DOWN YARDAGE

RANK	TEAM	YDS/PL	PLAYS	YARDS
1	San Francisco	6.58	383	2520
2	Detroit	6.51	424	2760
3	Tampa Bay	6.23	409	2550
4	Green Bay	6.03	382	2302
5	Atlanta	5.97	370	2209
6	Minnesota	5.95	367	2183
7	Philadelphia	5.91	402	2377
8	Arizona	5.80	386	2239
9	Carolina	5.62	351	1974
10	Los Angeles Rams	5.62	396	2225
11	Washington	5.37	400	2146
12	Seattle	5.11	388	1982
13	New Orleans	5.10	366	1866
14	New York Giants	4.98	389	1939
15	Dallas	4.89	397	1942
16	Chicago	4.76	341	1624
	TOTALS	5.66	6151	34838

NFC DEFENSIVE FIRST DOWN YARDAGE

RANK	TEAM	YDS/PL	PLAYS	YARDS
1	Minnesota	4.95	359	1776
2	Washington	4.98	364	1813
3	Philadelphia	5.03	360	1811
4	Arizona	5.16	377	1947
5	San Francisco	5.22	353	1841
6	Detroit	5.37	378	2029
7	Tampa Bay	5.51	398	2194
8	Los Angeles Rams	5.62	386	2171
9	New York Giants	5.66	377	2132
10	New Orleans	5.87	404	2372
11	Carolina	5.96	429	2557
12	Green Bay	6.02	383	2306
13	Atlanta	6.15	356	2188
14	Chicago	6.39	353	2257
15	Seattle	6.46	398	2572
16	Dallas	6.59	387	2550
	TOTALS	5.69	6062	34516

2024 NATIONAL FOOTBALL LEAGUE

NFL OFFENSIVE FIRST DOWN YARDAGE

RANK	TEAM	YDS/PL	PLAYS	YARDS
1	Baltimore	6.98	410	2863
2	San Francisco	6.58	383	2520
3	Detroit	6.51	424	2760
4	Tampa Bay	6.23	409	2550
5	Cincinnati	6.14	391	2401
6	Green Bay	6.03	382	2302
7	Atlanta	5.97	370	2209
8	Minnesota	5.95	367	2183
9	Philadelphia	5.91	402	2377
10	Arizona	5.80	386	2239
11	Indianapolis	5.73	371	2125
12	Buffalo	5.63	380	2140
13	Carolina	5.62	351	1974
14	Los Angeles Rams	5.62	396	2225
15	Houston	5.59	390	2179
16	Jacksonville	5.44	356	1935
17	Miami	5.40	396	2137
18	Washington	5.37	400	2146
19	Kansas City	5.14	401	2063
20	Seattle	5.11	388	1982
21	New Orleans	5.10	366	1866
22	Tennessee	5.01	372	1865
23	New York Giants	4.98	389	1939
24	Dallas	4.89	397	1942
25	Los Angeles Chargers	4.86	347	1687
26	Cleveland	4.80	388	1863
27	Las Vegas	4.78	352	1684
28	Chicago	4.76	341	1624
29	New York Jets	4.75	356	1690
30	Denver	4.73	367	1735
31	New England	4.50	361	1624
32	Pittsburgh	4.28	376	1610
	TOTALS	5.46	12165	66439

2024 NATIONAL FOOTBALL LEAGUE

NFL DEFENSIVE FIRST DOWN YARDAGE

RANK	TEAM	YDS/PL	PLAYS	YARDS
1	New York Jets	4.24	385	1632
2	Las Vegas	4.55	354	1610
3	Cleveland	4.89	375	1833
4	Houston	4.91	370	1816
5	Kansas City	4.92	352	1731
6	Minnesota	4.95	359	1776
7	Washington	4.98	364	1813
8	Denver	5.02	388	1949
9	Philadelphia	5.03	360	1811
10	Indianapolis	5.10	409	2085
11	Arizona	5.16	377	1947
12	Cincinnati	5.17	406	2098
13	San Francisco	5.22	353	1841
14	Tennessee	5.22	367	1915
15	Buffalo	5.31	389	2066
16	Detroit	5.37	378	2029
17	Baltimore	5.41	391	2115
18	New England	5.44	385	2094
19	Pittsburgh	5.47	374	2047
20	Los Angeles Chargers	5.49	381	2093
21	Tampa Bay	5.51	398	2194
22	Los Angeles Rams	5.62	386	2171
23	New York Giants	5.66	377	2132
24	New Orleans	5.87	404	2372
25	Miami	5.94	363	2155
26	Carolina	5.96	429	2557
27	Green Bay	6.02	383	2306
28	Atlanta	6.15	356	2188
29	Chicago	6.39	353	2257
30	Seattle	6.46	398	2572
31	Jacksonville	6.48	414	2684
32	Dallas	6.59	387	2550
	TOTALS	5.46	12165	66439

2024 NATIONAL FOOTBALL LEAGUE

2024 NATIONAL FOOTBALL LEAGUE

AFC KICKOFFS (RECEIVING TEAM)

RANK	TEAM	TOTAL KO	ADJ KO	TB	TB%	EZ	EZ%	OB	IN20	AVG START
1	Cincinnati	76	75	45	60.0%	52	69.3%	0	3	30.4
2	Las Vegas	82	82	62	75.6%	69	84.1%	2	3	30.3
3	New York Jets	76	74	52	70.3%	63	85.1%	0	0	30.3
4	Denver	63	60	47	78.3%	50	83.3%	2	1	30.2
5	Houston	66	66	47	71.2%	57	86.4%	0	4	30.2
6	Los Angeles Chargers	61	59	39	66.1%	49	83.1%	1	2	29.8
7	Indianapolis	74	74	56	75.7%	66	89.2%	0	3	29.6
8	Miami	71	70	48	68.6%	55	78.6%	1	3	29.5
9	Buffalo	65	63	47	74.6%	53	84.1%	1	2	29.4
10	Cleveland	77	77	43	55.8%	49	63.6%	0	3	29.3
11	Kansas City	61	59	38	64.4%	46	78.0%	1	4	29.0
12	Pittsburgh	63	61	43	70.5%	47	77.0%	0	2	29.0
13	New England	75	75	56	74.7%	65	86.7%	0	1	29.0
14	Jacksonville	81	81	54	66.7%	64	79.0%	0	4	28.9
15	Baltimore	77	70	43	61.4%	54	77.1%	0	5	28.7
16	Tennessee	82	77	47	61.0%	64	83.1%	2	4	28.4
	TOTALS	1150	1123	767	68.3%	903	80.4%	10	44	29.5

AFC KICKOFFS (KICKING TEAM)

RANK	TEAM	TOTAL KO	ADJ KO	TB	TB%	EZ	EZ%	OB	IN20	AVG START
1	Las Vegas	59	55	33	60.0%	39	70.9%	1	3	28.2
2	Houston	78	75	41	54.7%	51	68.0%	3	3	29.0
3	New York Jets	64	62	42	67.7%	50	80.6%	0	3	29.0
4	Cincinnati	83	79	66	83.5%	73	92.4%	0	3	29.3
5	Baltimore	85	84	63	75.0%	74	88.1%	0	5	29.3
6	Miami	70	66	52	78.8%	58	87.9%	1	3	29.4
7	Denver	76	73	56	76.7%	64	87.7%	2	2	29.4
8	Jacksonville	62	61	53	86.9%	58	95.1%	0	0	29.5
9	Cleveland	57	55	34	61.8%	44	80.0%	0	3	29.6
10	Indianapolis	67	65	55	84.6%	63	96.9%	0	0	29.6
11	New England	58	56	41	73.2%	48	85.7%	1	0	29.7
12	Kansas City	74	73	50	68.5%	60	82.2%	1	3	29.9
13	Los Angeles Chargers	71	70	48	68.6%	59	84.3%	2	1	30.1
14	Pittsburgh	80	80	47	58.8%	59	73.8%	0	2	30.3
15	Buffalo	88	86	66	76.7%	74	86.0%	1	2	30.8
16	Tennessee	58	56	37	66.1%	45	80.4%	0	4	31.5
	TOTALS	1130	1096	784	71.5%	919	83.9%	12	37	29.7

ADJ KO: Adjusted kickoffs are used to compute Avg. Team Drive Start. Adjusted kickoffs do not include inside kicks or kickoffs at the end of a half unless either kickoff is returned for a touchdown. Adjusted kickoffs also do not include non-inside kickoffs that result in the kicking team ultimately retaining possession.

IN20: The number of drives that start inside (not including) the 20-yard line.

2024 NATIONAL FOOTBALL LEAGUE

NFC KICKOFFS (RECEIVING TEAM)

RANK	TEAM	TOTAL KO	ADJ KO	TB	TB%	EZ	EZ%	OB	IN20	AVG START
1	Dallas	83	82	50	61.0%	64	78.0%	1	4	31.8
2	Washington	70	68	38	55.9%	48	70.6%	2	0	30.7
3	Chicago	67	64	45	70.3%	55	85.9%	3	0	30.7
4	Detroit	67	66	57	86.4%	61	92.4%	1	0	30.5
5	San Francisco	69	67	42	62.7%	52	77.6%	1	2	30.4
6	Arizona	74	72	48	66.7%	58	80.6%	1	1	30.2
7	Los Angeles Rams	76	72	51	70.8%	56	77.8%	0	1	29.8
8	Seattle	71	67	37	55.2%	52	77.6%	0	4	29.8
9	New York Giants	73	71	38	53.5%	48	67.6%	1	2	29.6
10	Green Bay	65	62	47	75.8%	55	88.7%	1	1	29.5
11	Minnesota	54	50	39	78.0%	43	86.0%	1	0	29.5
12	Tampa Bay	73	70	46	65.7%	58	82.9%	1	3	29.3
13	New Orleans	72	70	41	58.6%	54	77.1%	0	2	28.8
14	Atlanta	76	74	53	71.6%	61	82.4%	0	3	28.7
15	Carolina	88	86	47	54.7%	60	69.8%	2	5	28.7
16	Philadelphia	63	60	38	63.3%	46	76.7%	0	3	28.6
	TOTALS	1141	1101	717	65.1%	871	79.1%	15	31	29.8

NFC KICKOFFS (KICKING TEAM)

RANK	TEAM	TOTAL KO	ADJ KO	TB	TB%	EZ	EZ%	OB	IN20	AVG START
1	New Orleans	70	68	18	26.5%	32	47.1%	0	5	28.0
2	Green Bay	77	75	38	50.7%	52	69.3%	1	3	28.9
3	Dallas	74	69	34	49.3%	41	59.4%	2	3	29.1
4	New York Giants	56	55	42	76.4%	49	89.1%	1	3	29.2
5	Philadelphia	77	77	57	74.0%	68	88.3%	0	4	29.5
6	Tampa Bay	86	84	61	72.6%	70	83.3%	1	1	29.5
7	Chicago	58	56	33	58.9%	46	82.1%	0	1	29.6
8	Detroit	90	88	72	81.8%	82	93.2%	0	0	29.6
9	Atlanta	65	64	41	64.1%	49	76.6%	0	4	29.6
10	Los Angeles Rams	71	69	61	88.4%	67	97.1%	0	1	29.7
11	Minnesota	76	74	65	87.8%	69	93.2%	0	1	29.9
12	Carolina	60	58	23	39.7%	32	55.2%	3	1	29.9
13	Seattle	72	71	37	52.1%	49	69.0%	0	3	30.0
14	Washington	86	81	18	22.2%	33	40.7%	1	4	30.2
15	Arizona	69	68	58	85.3%	65	95.6%	1	1	30.2
16	San Francisco	74	71	42	59.2%	51	71.8%	3	3	30.6
	TOTALS	1161	1128	700	62.1%	855	75.8%	13	38	29.6

ADJ KO: Adjusted kickoffs are used to compute Avg. Team Drive Start. Adjusted kickoffs do not include inside kicks or kickoffs at the end of a half unless either kickoff is returned for a touchdown. Adjusted kickoffs also do not include non-inside kickoffs that result in the kicking team ultimately retaining possession.

IN20: The number of drives that start inside (not including) the 20-yard line.

2024 NATIONAL FOOTBALL LEAGUE

NFL KICKOFFS (RECEIVING TEAM)

RANK	TEAM	TOTAL KO	ADJ KO	TB	TB%	EZ	EZ%	OB	IN20	AVG START
1	Dallas	83	82	50	61.0%	64	78.0%	1	4	31.8
2	Washington	70	68	38	55.9%	48	70.6%	2	0	30.7
3	Chicago	67	64	45	70.3%	55	85.9%	3	0	30.7
4	Detroit	67	66	57	86.4%	61	92.4%	1	0	30.5
5	San Francisco	69	67	42	62.7%	52	77.6%	1	2	30.4
6	Cincinnati	76	75	45	60.0%	52	69.3%	0	3	30.4
7	Las Vegas	82	82	62	75.6%	69	84.1%	2	3	30.3
8	New York Jets	76	74	52	70.3%	63	85.1%	0	0	30.3
9	Denver	63	60	47	78.3%	50	83.3%	2	1	30.2
10	Arizona	74	72	48	66.7%	58	80.6%	1	1	30.2
11	Houston	66	66	47	71.2%	57	86.4%	0	4	30.2
12	Los Angeles Chargers	61	59	39	66.1%	49	83.1%	1	2	29.8
13	Los Angeles Rams	76	72	51	70.8%	56	77.8%	0	1	29.8
14	Seattle	71	67	37	55.2%	52	77.6%	0	4	29.8
15	Indianapolis	74	74	56	75.7%	66	89.2%	0	3	29.6
16	New York Giants	73	71	38	53.5%	48	67.6%	1	2	29.6
17	Green Bay	65	62	47	75.8%	55	88.7%	1	1	29.5
18	Miami	71	70	48	68.6%	55	78.6%	1	3	29.5
19	Minnesota	54	50	39	78.0%	43	86.0%	1	0	29.5
20	Buffalo	65	63	47	74.6%	53	84.1%	1	2	29.4
21	Cleveland	77	77	43	55.8%	49	63.6%	0	3	29.3
22	Tampa Bay	73	70	46	65.7%	58	82.9%	1	3	29.3
23	Kansas City	61	59	38	64.4%	46	78.0%	1	4	29.0
24	Pittsburgh	63	61	43	70.5%	47	77.0%	0	2	29.0
25	New England	75	75	56	74.7%	65	86.7%	0	1	29.0
26	Jacksonville	81	81	54	66.7%	64	79.0%	0	4	28.9
27	New Orleans	72	70	41	58.6%	54	77.1%	0	2	28.8
28	Atlanta	76	74	53	71.6%	61	82.4%	0	3	28.7
29	Carolina	88	86	47	54.7%	60	69.8%	2	5	28.7
30	Baltimore	77	70	43	61.4%	54	77.1%	0	5	28.7
31	Philadelphia	63	60	38	63.3%	46	76.7%	0	3	28.6
32	Tennessee	82	77	47	61.0%	64	83.1%	2	4	28.4
	TOTALS	4582	4448	2968	66.7%	3548	79.8%	50	150	29.6

ADJ KO: Adjusted kickoffs are used to compute Avg. Team Drive Start. Adjusted kickoffs do not include inside kicks or kickoffs at the end of a half unless either kickoff is returned for a touchdown. Adjusted kickoffs also do not include non-onside kickoffs that result in the kicking team ultimately retaining possession.

IN20: The number of drives that start inside (not including) the 20-yard line.

2024 NATIONAL FOOTBALL LEAGUE

NFL KICKOFFS (KICKING TEAM)

RANK	TEAM	TOTAL KO	ADJ KO	TB	TB%	EZ	EZ%	OB	IN20	AVG START
1	New Orleans	70	68	18	26.5%	32	47.1%	0	5	28.0
2	Las Vegas	59	55	33	60.0%	39	70.9%	1	3	28.2
3	Green Bay	77	75	38	50.7%	52	69.3%	1	3	28.9
4	Houston	78	75	41	54.7%	51	68.0%	3	3	29.0
5	New York Jets	64	62	42	67.7%	50	80.6%	0	3	29.0
6	Dallas	74	69	34	49.3%	41	59.4%	2	3	29.1
7	New York Giants	56	55	42	76.4%	49	89.1%	1	3	29.2
8	Cincinnati	83	79	66	83.5%	73	92.4%	0	3	29.3
9	Baltimore	85	84	63	75.0%	74	88.1%	0	5	29.3
10	Miami	70	66	52	78.8%	58	87.9%	1	3	29.4
11	Denver	76	73	56	76.7%	64	87.7%	2	2	29.4
12	Philadelphia	77	77	57	74.0%	68	88.3%	0	4	29.5
13	Jacksonville	62	61	53	86.9%	58	95.1%	0	0	29.5
14	Tampa Bay	86	84	61	72.6%	70	83.3%	1	1	29.5
15	Chicago	58	56	33	58.9%	46	82.1%	0	1	29.6
16	Detroit	90	88	72	81.8%	82	93.2%	0	0	29.6
17	Atlanta	65	64	41	64.1%	49	76.6%	0	4	29.6
18	Cleveland	57	55	34	61.8%	44	80.0%	0	3	29.6
19	Indianapolis	67	65	55	84.6%	63	96.9%	0	0	29.6
20	Los Angeles Rams	71	69	61	88.4%	67	97.1%	0	1	29.7
21	New England	58	56	41	73.2%	48	85.7%	1	0	29.7
22	Minnesota	76	74	65	87.8%	69	93.2%	0	1	29.9
23	Kansas City	74	73	50	68.5%	60	82.2%	1	3	29.9
24	Carolina	60	58	23	39.7%	32	55.2%	3	1	29.9
25	Seattle	72	71	37	52.1%	49	69.0%	0	3	30.0
26	Los Angeles Chargers	71	70	48	68.6%	59	84.3%	2	1	30.1
27	Washington	86	81	18	22.2%	33	40.7%	1	4	30.2
28	Arizona	69	68	58	85.3%	65	95.6%	1	1	30.2
29	Pittsburgh	80	80	47	58.8%	59	73.8%	0	2	30.3
30	San Francisco	74	71	42	59.2%	51	71.8%	3	3	30.6
31	Buffalo	88	86	66	76.7%	74	86.0%	1	2	30.8
32	Tennessee	58	56	37	66.1%	45	80.4%	0	4	31.5
	TOTALS	4582	4448	2968	66.7%	3548	79.8%	50	150	29.6

ADJ KO: Adjusted kickoffs are used to compute Avg. Team Drive Start. Adjusted kickoffs do not include inside kicks or kickoffs at the end of a half unless either kickoff is returned for a touchdown. Adjusted kickoffs also do not include non-onside kickoffs that result in the kicking team ultimately retaining possession.

IN20: The number of drives that start inside (not including) the 20-yard line.

2024 NATIONAL FOOTBALL LEAGUE

AFC PLAYER SINGLE-GAME HIGHS

CATEGORY	TOTAL	PLAYER	GAME	DETAILS
Points	18			6 times in non-overtime games
Passing Yards	497	Jameis Winston	CLE at DEN, Dec. 2	34-58, 497 YDS, 4 TD, 3 INT
Longest Pass	98	Will Levis	TEN vs. MIN, Nov. 17	to Nick Westbrook-Ikhine (TD)
Passing Touchdowns	5			4 times, -1 in non-overtime games
	5			4 times, 3 in non-overtime games
Rushing Yards	199	Derrick Henry	BAL vs. BUF, Sep. 29	24-199, 1 TD
Rushing Attempts	30	Joe Mixon	HOU at IND, Sep. 8	30-159, 1 TD
Longest Rush	87	Derrick Henry	BAL vs. BUF, Sep. 29	(TD)
Receptions	14	Travis Kelce	KC vs. TB, Nov. 4 (OT)	14-100, 0 TD
	14	Ja'Marr Chase	CIN at DAL, Dec. 9	14-177, 2 TD
Receiving Yards	264	Ja'Marr Chase	CIN at BAL, Nov. 7	11-264, 3 TD
Kickoff Return Yards	182	Derius Davis	LAC vs. TB, Dec. 15	7-182, 0 TD
Kickoff Returns	7	Derius Davis	LAC vs. TB, Dec. 15	7-182, 0 TD
Longest Kickoff Return	100	Charlie Jones	CIN at CLE, Oct. 20	(TD)
Punt Return Yards	97	Marvin Mims Jr.	DEN vs. IND, Dec. 15	3-97, 1 FC, 0 TD
Punt Returns	5			10 times in non-overtime games
Longest Punt Return	96	Parker Washington	JAX vs. NE, Oct. 20	(TD)
Interceptions	2			9 times, 8 in non-overtime games
Longest Interception Return	100	Pat Surtain II	DEN vs. LV, Oct. 6	(TD)
Sacks	4.0	Trey Hendrickson	CIN vs. LV, Nov. 3	
Scrimmage Yards	264	Ja'Marr Chase	CIN at BAL, Nov. 7	Rush: 0-0, Rec: 11-264
Longest Punt	84	Corey Bojorquez	CLE at LV, Sep. 29	
Punts	9	Matt Araiza	KC at CLE, Dec. 15	9-399 (44.3)
Field Goals Made	6	Chris Boswell	PIT at ATL, Sep. 8	6-6, 57 long
	6	Chris Boswell	PIT vs. BAL, Nov. 17	6-6, 57 long
Longest Field Goal	63	Joey Slye	NE at SF, Sep. 29	

2024 NATIONAL FOOTBALL LEAGUE

NFC PLAYER SINGLE-GAME HIGHS

CATEGORY	TOTAL	PLAYER	GAME	DETAILS
Points	24	Alvin Kamara	NO at DAL, Sep. 15	4 TD
Passing Yards	509	Kirk Cousins	ATL vs. TB, Oct. 3 (OT)	42-58, 509 YDS, 4 TD, 1 INT
	494	Jared Goff	DET vs. BUF, Dec. 15	38-59, 494 YDS, 5 TD, 0 INT
Longest Pass	97	Sam Darnold	MIN vs. SF, Sep. 15	to Justin Jefferson (TD)
Passing Touchdowns	5	Sam Darnold	MIN vs. ATL, Dec. 8	22-28, 347 YDS, 5 TD, 0 INT
	5	Jared Goff	DET vs. BUF, Dec. 15	38-59, 494 YDS, 5 TD, 0 INT
Rushing Yards	255	Saquon Barkley	PHI at LAR, Nov. 24	26-255, 2 TD
Rushing Attempts	32	Josh Jacobs	GB vs. IND, Sep. 15	32-151, 0 TD
Longest Rush	76	Isaac Guerendo	SF at SEA, Oct. 10	
Receptions	14	Cooper Kupp	LAR at DET, Sep. 8 (OT)	14-110, 1 TD
	14	Amon-Ra St. Brown	DET vs. BUF, Dec. 15	14-193, 1 TD
Receiving Yards	193	Amon-Ra St. Brown	DET vs. BUF, Dec. 15	14-193, 1 TD
Kickoff Return Yards	208	Deebo Samuel Sr.	SF at BUF, Dec. 1	6-208, 0 TD
Kickoff Returns	8	Raheem Blackshear	CAR at NO, Sep. 8	8-204, 0 TD
Longest Kickoff Return	99	KaVontae Turpin	DAL at WAS, Nov. 24	(TD)
Punt Return Yards	190	Kalif Raymond	DET vs. TEN, Oct. 27	5-190, 1 FC, 1 TD
Punt Returns	5			7 times, 6 in non-overtime games
Longest Punt Return	90	Kalif Raymond	DET vs. TEN, Oct. 27	(TD)
Interceptions	2			4 times, 3 in non-overtime games
Longest Interception Return	92	Leonard Williams	SEA at NYJ, Dec. 1	(TD)
Sacks	4.0	Aidan Hutchinson	DET vs. TB, Sep. 15	
Scrimmage Yards	302	Saquon Barkley	PHI at LAR, Nov. 24	Rush: 26-255, Rec: 4-47
Longest Punt	74	Daniel Whelan	GB vs. MIN, Sep. 29	
	74	Tress Way	WAS vs. PIT, Nov. 10	
Punts	11	Matt Haack	NYG vs. PHI, Oct. 20	11-517 (47.0)
Field Goals Made	7	Austin Seibert	WAS vs. NYG, Sep. 15	7-7, 45 long
Longest Field Goal	65	Brandon Aubrey	DAL vs. BAL, Sep. 22	

2024 NATIONAL FOOTBALL LEAGUE

NFL PLAYER SINGLE-GAME HIGHS

CATEGORY	TOTAL	PLAYER	GAME	DETAILS
Points	24	Alvin Kamara	NO at DAL, Sep. 15	4 TD
Passing Yards	509	Kirk Cousins	ATL vs. TB, Oct. 3 (OT)	42-58, 509 YDS, 4 TD, 1 INT
	497	Jameis Winston	CLE at DEN, Dec. 2	34-58, 497 YDS, 4 TD, 3 INT
Longest Pass	98	Will Levis	TEN vs. MIN, Nov. 17	to Nick Westbrook-Ikhine (TD)
Passing Touchdowns	5			6 times, -1 in non-overtime games
	5			6 times, 5 in non-overtime games
Rushing Yards	255	Saquon Barkley	PHI at LAR, Nov. 24	26-255, 2 TD
Rushing Attempts	32	Josh Jacobs	GB vs. IND, Sep. 15	32-151, 0 TD
Longest Rush	87	Derrick Henry	BAL vs. BUF, Sep. 29	(TD)
Receptions	14			4 times, -1 in non-overtime games
	14			4 times, 2 in non-overtime games
Receiving Yards	264	Ja'Marr Chase	CIN at BAL, Nov. 7	11-264, 3 TD
Kickoff Return Yards	208	Deebo Samuel Sr.	SF at BUF, Dec. 1	6-208, 0 TD
Kickoff Returns	8	Raheem Blackshear	CAR at NO, Sep. 8	8-204, 0 TD
Longest Kickoff Return	100	Charlie Jones	CIN at CLE, Oct. 20	(TD)
Punt Return Yards	190	Kalif Raymond	DET vs. TEN, Oct. 27	5-190, 1 FC, 1 TD
Punt Returns	5			17 times, 16 in non-overtime games
Longest Punt Return	96	Parker Washington	JAX vs. NE, Oct. 20	(TD)
Interceptions	2			13 times, 11 in non-overtime games
Longest Interception Return	100	Pat Surtain II	DEN vs. LV, Oct. 6	(TD)
Sacks	4.0	Aidan Hutchinson	DET vs. TB, Sep. 15	
Scrimmage Yards	302	Saquon Barkley	PHI at LAR, Nov. 24	Rush: 26-255, Rec: 4-47
Longest Punt	84	Corey Bojorquez	CLE at LV, Sep. 29	
Punts	11	Matt Haack	NYG vs. PHI, Oct. 20	11-517 (47.0)
Field Goals Made	7	Austin Seibert	WAS vs. NYG, Sep. 15	7-7, 45 long
Longest Field Goal	65	Brandon Aubrey	DAL vs. BAL, Sep. 22	

2024 NATIONAL FOOTBALL LEAGUE

2024 NATIONAL FOOTBALL LEAGUE

300-YARD PASSING GAMES

YARDS	PLAYER	GAME	DETAILS
509	Kirk Cousins	ATL vs. TB, Oct. 3 (OT)	42-58, 4 TD, 1 INT
497	Jameis Winston	CLE at DEN, Dec. 2	34-58, 4 TD, 3 INT
494	Jared Goff	DET vs. BUF, Dec. 15	38-59, 5 TD, 0 INT
428	Joe Burrow	CIN at BAL, Nov. 7	34-56, 4 TD, 0 INT
414	Russell Wilson	PIT at CIN, Dec. 1	29-38, 3 TD, 1 INT
412	Jared Goff	DET vs. JAX, Nov. 17	24-29, 4 TD, 0 INT
395	Geno Smith	SEA at DET, Sep. 30	38-56, 1 TD, 1 INT
395	Jameis Winston	CLE at NO, Nov. 17	30-46, 2 TD, 0 INT
392	Joe Burrow	CIN vs. BAL, Oct. 6 (OT)	30-39, 5 TD, 1 INT
389	Jordan Love	GB vs. MIN, Sep. 29	32-54, 4 TD, 3 INT
379	Dak Prescott	DAL vs. BAL, Sep. 22	28-51, 2 TD, 0 INT
371	Trevor Lawrence	JAX vs. IND, Oct. 6	28-34, 2 TD, 1 INT
370	Baker Mayfield	TB vs. BAL, Oct. 21	31-45, 3 TD, 2 INT
369	Joe Burrow	CIN at DAL, Dec. 9	33-44, 3 TD, 1 INT
365	Tua Tagovailoa	MIA at GB, Nov. 28	37-46, 2 TD, 0 INT
363	Caleb Williams	CHI at IND, Sep. 22	33-52, 2 TD, 2 INT
363	Geno Smith	SEA vs. LAR, Nov. 3 (OT)	21-34, 3 TD, 3 INT
362	Josh Allen	BUF at DET, Dec. 15	23-34, 2 TD, 0 INT
359	Joe Flacco	IND at JAX, Oct. 6	33-44, 3 TD, 0 INT
356	Joe Burrow	CIN at LAC, Nov. 17	28-50, 3 TD, 0 INT
354	Cooper Rush	DAL vs. HOU, Nov. 18	32-55, 1 TD, 1 INT
353	Brock Purdy	SF at TB, Nov. 10	25-36, 2 TD, 0 INT
352	Dak Prescott	DAL at PIT, Oct. 6	29-42, 2 TD, 2 INT
349	Justin Herbert	LAC at ARI, Oct. 21	27-39, 0 TD, 0 INT
348	Lamar Jackson	BAL at CIN, Oct. 6 (OT)	26-42, 4 TD, 0 INT
347	Baker Mayfield	TB vs. PHI, Sep. 29	30-47, 2 TD, 0 INT
347	Sam Darnold	MIN vs. ATL, Dec. 8	22-28, 5 TD, 0 INT
345	C.J. Stroud	HOU vs. JAX, Sep. 29	27-40, 2 TD, 0 INT
344	Kirk Cousins	ATL at MIN, Dec. 8	23-37, 0 TD, 2 INT
342	Josh Allen	BUF at LAR, Dec. 8	22-37, 3 TD, 0 INT
340	Caleb Williams	CHI vs. MIN, Nov. 24 (OT)	32-47, 2 TD, 0 INT
340	Aidan O'Connell	LV at KC, Nov. 29	23-35, 2 TD, 0 INT
339	Aaron Rodgers	NYJ at MIA, Dec. 8 (OT)	27-39, 1 TD, 0 INT
338	Tua Tagovailoa	MIA vs. JAX, Sep. 8	23-37, 1 TD, 0 INT
334	Jameis Winston	CLE vs. BAL, Oct. 27	27-41, 3 TD, 0 INT
331	C.J. Stroud	HOU vs. BUF, Oct. 6	28-38, 1 TD, 1 INT
331	Patrick Mahomes	KC vs. NO, Oct. 7	28-39, 0 TD, 1 INT
331	Tua Tagovailoa	MIA vs. NYJ, Dec. 8 (OT)	33-47, 2 TD, 0 INT
330	Baker Mayfield	TB vs. ATL, Oct. 27	37-50, 3 TD, 2 INT
330	Sam Darnold	MIN at CHI, Nov. 24 (OT)	22-34, 2 TD, 0 INT
327	Geno Smith	SEA at NE, Sep. 15 (OT)	33-44, 1 TD, 0 INT

2024 NATIONAL FOOTBALL LEAGUE

300-YARD PASSING GAMES

YARDS	PLAYER	GAME	DETAILS
326	Jayden Daniels	WAS vs. CHI, Oct. 27	21-38, 1 TD, 0 INT
325	Baker Mayfield	TB at NO, Oct. 13	24-36, 4 TD, 3 INT
325	Brock Purdy	SF vs. CHI, Dec. 8	20-25, 2 TD, 0 INT
324	Joe Burrow	CIN vs. WAS, Sep. 23	29-38, 3 TD, 0 INT
323	Lamar Jackson	BAL vs. WAS, Oct. 13	20-26, 1 TD, 1 INT
323	Josh Allen	BUF vs. TEN, Oct. 20	21-33, 2 TD, 0 INT
320	Matthew Stafford	LAR vs. BUF, Dec. 8	23-30, 2 TD, 0 INT
319	Brock Purdy	SF at MIN, Sep. 15	28-36, 1 TD, 1 INT
319	Andy Dalton	CAR at LV, Sep. 22	26-37, 3 TD, 0 INT
317	Matthew Stafford	LAR at DET, Sep. 8 (OT)	34-49, 1 TD, 1 INT
317	Tua Tagovailoa	MIA vs. NE, Nov. 24	29-40, 4 TD, 0 INT
315	Jared Goff	DET at DAL, Oct. 13	18-25, 3 TD, 0 INT
312	Justin Fields	PIT at IND, Sep. 29	22-34, 1 TD, 0 INT
312	Geno Smith	SEA vs. SF, Oct. 10	30-52, 1 TD, 2 INT
311	Jalen Hurts	PHI at NO, Sep. 22	29-38, 0 TD, 1 INT
309	Joe Burrow	CIN vs. PIT, Dec. 1	28-38, 3 TD, 1 INT
308	Trevor Lawrence	JAX vs. GB, Oct. 27	21-32, 2 TD, 1 INT
307	Jared Goff	DET vs. TB, Sep. 15	34-55, 0 TD, 2 INT
307	Kyler Murray	ARI at MIA, Oct. 27	26-36, 2 TD, 0 INT
307	Bo Nix	DEN vs. ATL, Nov. 17	28-33, 4 TD, 0 INT
306	Kirk Cousins	ATL at NO, Nov. 10	23-38, 0 TD, 1 INT
306	Patrick Mahomes	KC vs. LV, Nov. 29	26-46, 1 TD, 0 INT
304	Caleb Williams	CHI vs. CAR, Oct. 6	20-29, 2 TD, 0 INT

2024 NATIONAL FOOTBALL LEAGUE

2024 NATIONAL FOOTBALL LEAGUE

100-YARD RECEIVING GAMES

YARDS	PLAYER	GAME	DETAILS
264	Ja'Marr Chase	CIN at BAL, Nov. 7	11 REC, 3 TD
235	Jerry Jeudy	CLE at DEN, Dec. 2	9 REC, 1 TD
198	Davante Adams	NYJ at JAX, Dec. 15	9 REC, 2 TD
193	Ja'Marr Chase	CIN vs. BAL, Oct. 6 (OT)	10 REC, 2 TD
193	Amon-Ra St. Brown	DET vs. BUF, Dec. 15	14 REC, 1 TD
180	Jaxon Smith-Njigba	SEA vs. LAR, Nov. 3 (OT)	7 REC, 2 TD
177	Ja'Marr Chase	CIN at DAL, Dec. 9	14 REC, 2 TD
175	Jauan Jennings	SF at LAR, Sep. 22	11 REC, 3 TD
170	Dallas Goedert	PHI at NO, Sep. 22	10 REC, 0 TD
162	Jordan Addison	MIN at CHI, Nov. 24 (OT)	8 REC, 1 TD
162	Puka Nacua	LAR vs. BUF, Dec. 8	12 REC, 1 TD
161	Amon-Ra St. Brown	DET vs. JAX, Nov. 17	11 REC, 2 TD
159	Mike Evans	TB at LAC, Dec. 15	9 REC, 2 TD
154	Drake London	ATL vs. TB, Oct. 3 (OT)	12 REC, 1 TD
151	Nico Collins	HOU vs. JAX, Sep. 29	12 REC, 1 TD
151	George Kittle	SF vs. CHI, Dec. 8	6 REC, 0 TD
150	Christian Watson	GB at CHI, Nov. 17	4 REC, 0 TD
148	Tee Higgins	CIN at LAC, Nov. 17	9 REC, 1 TD
147	Brandon Aiyuk	SF vs. ARI, Oct. 6	8 REC, 0 TD
146	CeeDee Lamb	DAL at SF, Oct. 27	13 REC, 2 TD
144	Jaylen Waddle	MIA vs. NE, Nov. 24	8 REC, 1 TD
143	Calvin Ridley	TEN at DET, Oct. 27	10 REC, 0 TD
142	Jerry Jeudy	CLE at NO, Nov. 17	6 REC, 1 TD
142	Darnell Mooney	ATL at MIN, Dec. 8	6 REC, 0 TD
140	Brock Bowers	LV at KC, Nov. 29	10 REC, 1 TD
139	Jayden Reed	GB vs. MIN, Sep. 29	7 REC, 1 TD
138	Jayden Reed	GB at PHI, Sep. 6	4 REC, 1 TD
137	Justin Jefferson	MIN vs. IND, Nov. 3	7 REC, 0 TD
135	Nico Collins	HOU vs. CHI, Sep. 15	8 REC, 1 TD
134	Alec Pierce	IND at JAX, Oct. 6	3 REC, 1 TD
133	Justin Jefferson	MIN vs. SF, Sep. 15	4 REC, 1 TD
133	Trey McBride	ARI at SEA, Nov. 24	12 REC, 0 TD
133	Jordan Addison	MIN vs. ATL, Dec. 8	8 REC, 3 TD
132	Zay Flowers	BAL vs. WAS, Oct. 13	9 REC, 0 TD
132	Justin Jefferson	MIN vs. ATL, Dec. 8	7 REC, 2 TD
130	Tyreek Hill	MIA vs. JAX, Sep. 8	7 REC, 1 TD
130	Marvin Harrison Jr.	ARI vs. LAR, Sep. 15	4 REC, 2 TD
130	JuJu Smith-Schuster	KC vs. NO, Oct. 7	7 REC, 0 TD
129	DK Metcalf	SEA at NE, Sep. 15 (OT)	10 REC, 1 TD
128	George Kittle	SF vs. DAL, Oct. 27	6 REC, 1 TD
127	Malik Nabers	NYG at WAS, Sep. 15	10 REC, 1 TD

2024 NATIONAL FOOTBALL LEAGUE

100-YARD RECEIVING GAMES

YARDS	PLAYER	GAME	DETAILS
127	Zay Flowers	BAL vs. DEN, Nov. 3	5 REC, 2 TD
126	Tank Dell	HOU at NYJ, Oct. 31	6 REC, 0 TD
126	Brock Bowers	LV at MIA, Nov. 17	13 REC, 1 TD
125	Alec Pierce	IND vs. HOU, Sep. 8	3 REC, 1 TD
125	Chris Godwin	TB at NO, Oct. 13	11 REC, 2 TD
125	Keon Coleman	BUF vs. TEN, Oct. 20	4 REC, 0 TD
125	Terry McLaurin	WAS vs. CHI, Oct. 27	5 REC, 0 TD
124	Trey McBride	ARI at MIA, Oct. 27	9 REC, 0 TD
124	Jameson Williams	DET vs. JAX, Nov. 17	4 REC, 1 TD
123	Ladd McConkey	LAC vs. CIN, Nov. 17	6 REC, 0 TD
123	Puka Nacua	LAR at NE, Nov. 17	7 REC, 1 TD
122	Diontae Johnson	CAR at LV, Sep. 22	8 REC, 1 TD
122	Darius Slayton	NYG at SEA, Oct. 6	8 REC, 1 TD
122	Brian Thomas Jr.	JAX vs. IND, Oct. 6	5 REC, 1 TD
122	Courtland Sutton	DEN at BAL, Nov. 3	7 REC, 0 TD
121	Jameson Williams	DET vs. LAR, Sep. 8 (OT)	5 REC, 1 TD
121	Rashod Bateman	BAL at TB, Oct. 21	4 REC, 1 TD
121	Jakobi Meyers	LV vs. DEN, Nov. 24	10 REC, 0 TD
119	A.J. Brown	PHI vs. GB, Sep. 6	5 REC, 1 TD
119	Amon-Ra St. Brown	DET vs. TB, Sep. 15	11 REC, 0 TD
119	Nico Collins	HOU at JAX, Dec. 1	8 REC, 0 TD
118	Ja'Marr Chase	CIN vs. WAS, Sep. 23	6 REC, 2 TD
118	Quentin Johnston	LAC at CLE, Nov. 3	4 REC, 1 TD
118	Mike Evans	TB at CAR, Dec. 1 (OT)	8 REC, 1 TD
117	Nico Collins	HOU at IND, Sep. 8	6 REC, 0 TD
117	Chris Godwin	TB at DET, Sep. 15	7 REC, 1 TD
117	Jaxon Smith-Njigba	SEA at NE, Sep. 15 (OT)	12 REC, 0 TD
117	Nick Westbrook-Ikhine	TEN vs. MIN, Nov. 17	2 REC, 1 TD
117	Puka Nacua	LAR vs. PHI, Nov. 24	9 REC, 0 TD
117	Ladd McConkey	LAC at ATL, Dec. 1	9 REC, 0 TD
116	A.J. Brown	PHI vs. CLE, Oct. 13	6 REC, 1 TD
116	CeeDee Lamb	DAL at CAR, Dec. 15	9 REC, 1 TD
115	Malik Nabers	NYG vs. DAL, Sep. 26	12 REC, 0 TD
115	Justin Jefferson	MIN at LAR, Oct. 24	8 REC, 0 TD
115	Zay Flowers	BAL at CLE, Oct. 27	7 REC, 0 TD
115	Tylan Wallace	BAL vs. CIN, Nov. 7	3 REC, 1 TD
115	Tyreek Hill	MIA vs. NYJ, Dec. 8 (OT)	10 REC, 1 TD
114	Allen Lazard	NYJ vs. BUF, Oct. 14	6 REC, 1 TD
114	T.J. Hockenson	MIN at CHI, Nov. 24 (OT)	7 REC, 0 TD
114	Christian Watson	GB at DET, Dec. 5	4 REC, 0 TD
114	Garrett Wilson	NYJ at MIA, Dec. 8 (OT)	7 REC, 0 TD

2024 NATIONAL FOOTBALL LEAGUE

100-YARD RECEIVING GAMES

YARDS	PLAYER	GAME	DETAILS
114	Ty Johnson	BUF at DET, Dec. 15	5 REC, 0 TD
113	George Pickens	PIT at IND, Sep. 29	7 REC, 0 TD
113	Michael Pittman	IND vs. PIT, Sep. 29	6 REC, 0 TD
113	Garrett Wilson	NYJ at NE, Oct. 27	5 REC, 0 TD
113	Jayden Reed	GB vs. DET, Nov. 3	5 REC, 0 TD
113	Terry McLaurin	WAS vs. PIT, Nov. 10	5 REC, 0 TD
113	Jonnu Smith	MIA at GB, Nov. 28	10 REC, 0 TD
112	Rome Odunze	CHI at IND, Sep. 22	6 REC, 1 TD
112	Terry McLaurin	WAS vs. CLE, Oct. 6	4 REC, 0 TD
112	Amon-Ra St. Brown	DET at MIN, Oct. 20	8 REC, 1 TD
111	Isaiah Likely	BAL at KC, Sep. 5	9 REC, 1 TD
111	Zay Flowers	BAL at CIN, Oct. 6 (OT)	7 REC, 0 TD
111	George Pickens	PIT vs. NYJ, Oct. 20	5 REC, 1 TD
111	Marvin Harrison Jr.	ARI at MIA, Oct. 27	6 REC, 1 TD
111	Ladd McConkey	LAC vs. NO, Oct. 27	6 REC, 2 TD
111	Elijah Moore	CLE at DEN, Dec. 2	8 REC, 0 TD
111	Sam LaPorta	DET vs. BUF, Dec. 15	7 REC, 0 TD
110	Cooper Kupp	LAR at DET, Sep. 8 (OT)	14 REC, 1 TD
110	Davante Adams	LV at BAL, Sep. 15	9 REC, 1 TD
110	Deebo Samuel Sr.	SF at MIN, Sep. 15	8 REC, 0 TD
110	Rashee Rice	KC at ATL, Sep. 22	12 REC, 1 TD
110	Jaxon Smith-Njigba	SEA at SF, Nov. 17	10 REC, 0 TD
110	A.J. Brown	PHI vs. PIT, Dec. 15	8 REC, 1 TD
110	Jalen Coker	CAR vs. DAL, Dec. 15	4 REC, 1 TD
109	Jaylen Waddle	MIA vs. JAX, Sep. 8	5 REC, 0 TD
109	Hunter Henry	NE vs. SEA, Sep. 15 (OT)	8 REC, 0 TD
109	Josh Downs	IND at HOU, Oct. 27	4 REC, 1 TD
109	A.J. Brown	PHI at DAL, Nov. 10	5 REC, 0 TD
109	Marquez Valdes-Scantling	NO vs. ATL, Nov. 10	3 REC, 2 TD
109	A.J. Brown	PHI at LAR, Nov. 24	6 REC, 1 TD
109	Davante Adams	NYJ at MIA, Dec. 8 (OT)	9 REC, 1 TD
109	DeVonta Smith	PHI vs. PIT, Dec. 15	11 REC, 1 TD
108	Darius Slayton	NYG at PIT, Oct. 28	4 REC, 0 TD
108	Jerry Jeudy	CLE vs. KC, Dec. 15	11 REC, 0 TD
107	Garrett Wilson	NYJ vs. BUF, Oct. 14	8 REC, 1 TD
107	Chris Olave	NO at LAC, Oct. 27	8 REC, 0 TD
107	Khalil Shakir	BUF at SEA, Oct. 27	9 REC, 0 TD
106	Puka Nacua	LAR vs. MIN, Oct. 24	7 REC, 0 TD
106	Cooper Kupp	LAR at NE, Nov. 17	6 REC, 2 TD
106	DJ Moore	CHI vs. MIN, Nov. 24 (OT)	7 REC, 1 TD
106	Khalil Shakir	BUF at LAR, Dec. 8	5 REC, 1 TD

2024 NATIONAL FOOTBALL LEAGUE

100-YARD RECEIVING GAMES

YARDS	PLAYER	GAME	DETAILS
105	Darnell Mooney	ATL vs. TB, Oct. 3 (OT)	9 REC, 2 TD
105	DJ Moore	CHI vs. CAR, Oct. 6	5 REC, 2 TD
105	Jakobi Meyers	LV at CIN, Nov. 3	8 REC, 0 TD
105	Marvin Mims Jr.	DEN vs. CLE, Dec. 2	3 REC, 1 TD
105	Brian Thomas Jr.	JAX vs. NYJ, Dec. 15	10 REC, 2 TD
104	DK Metcalf	SEA vs. MIA, Sep. 22	4 REC, 1 TD
104	DK Metcalf	SEA at DET, Sep. 30	7 REC, 0 TD
104	Cooper Kupp	LAR at SEA, Nov. 3 (OT)	11 REC, 0 TD
104	Rome Odunze	CHI at ARI, Nov. 3	5 REC, 0 TD
103	Rashee Rice	KC vs. BAL, Sep. 5	7 REC, 0 TD
103	Breece Hall	NYJ at PIT, Oct. 20	6 REC, 0 TD
103	Parker Washington	JAX vs. HOU, Dec. 1	6 REC, 1 TD
102	Deebo Samuel Sr.	SF at SEA, Oct. 10	3 REC, 1 TD
102	Evan Engram	JAX at CHI, Oct. 13	10 REC, 0 TD
102	Terry McLaurin	WAS vs. DAL, Nov. 24	5 REC, 1 TD
102	Courtland Sutton	DEN vs. CLE, Dec. 2	6 REC, 0 TD
102	Adam Thielen	CAR at PHI, Dec. 8	9 REC, 0 TD
101	Garrett Wilson	NYJ at MIN, Oct. 6	13 REC, 1 TD
101	Jonnu Smith	MIA vs. LV, Nov. 17	6 REC, 2 TD
100	Terry McLaurin	WAS at CIN, Sep. 23	4 REC, 1 TD
100	Cade Otton	TB vs. BAL, Oct. 21	8 REC, 0 TD
100	Courtland Sutton	DEN vs. CAR, Oct. 27	8 REC, 0 TD
100	Mike Gesicki	CIN vs. LV, Nov. 3	5 REC, 2 TD
100	Travis Kelce	KC vs. TB, Nov. 4 (OT)	14 REC, 0 TD

2024 NATIONAL FOOTBALL LEAGUE

2024 NATIONAL FOOTBALL LEAGUE

100-YARD RUSHING GAMES

YARDS	PLAYER	GAME	DETAILS
255	Saquon Barkley	PHI at LAR, Nov. 24	26 ATT, 2 TD
199	Derrick Henry	BAL vs. BUF, Sep. 29	24 ATT, 1 TD
176	Saquon Barkley	PHI at NYG, Oct. 20	17 ATT, 1 TD
169	Derrick Henry	BAL at TB, Oct. 21	15 ATT, 0 TD
159	Joe Mixon	HOU at IND, Sep. 8	30 ATT, 1 TD
159	Saquon Barkley	PHI vs. JAX, Nov. 3	27 ATT, 1 TD
155	Alvin Kamara	NO at CAR, Nov. 3	29 ATT, 0 TD
153	Chuba Hubbard	CAR vs. NYG, Nov. 10 (OT)	28 ATT, 1 TD
152	Bucky Irving	TB at CAR, Dec. 1 (OT)	25 ATT, 1 TD
151	Josh Jacobs	GB vs. IND, Sep. 15	32 ATT, 0 TD
151	Derrick Henry	BAL at DAL, Sep. 22	25 ATT, 2 TD
149	Rico Dowdle	DAL at CAR, Dec. 15	25 ATT, 0 TD
147	Jordan Mason	SF vs. NYJ, Sep. 9	28 ATT, 1 TD
147	Saquon Barkley	PHI at NO, Sep. 22	17 ATT, 2 TD
146	Saquon Barkley	PHI vs. WAS, Nov. 14	26 ATT, 2 TD
145	Tyrone Tracy Jr.	NYG at PIT, Oct. 28	20 ATT, 1 TD
140	Derrick Henry	BAL at LAC, Nov. 25	24 ATT, 0 TD
138	Taysom Hill	NO vs. CLE, Nov. 17	7 ATT, 3 TD
136	Sean Tucker	TB at NO, Oct. 13	14 ATT, 1 TD
135	J.K. Dobbins	LAC vs. LV, Sep. 8	10 ATT, 1 TD
134	Zach Charbonnet	SEA at ARI, Dec. 8	22 ATT, 2 TD
133	Brian Robinson	WAS vs. NYG, Sep. 15	17 ATT, 0 TD
132	Derrick Henry	BAL vs. WAS, Oct. 13	24 ATT, 2 TD
131	J.K. Dobbins	LAC at CAR, Sep. 15	17 ATT, 1 TD
131	Rico Dowdle	DAL vs. CIN, Dec. 9	18 ATT, 0 TD
129	Tyrone Tracy Jr.	NYG at SEA, Oct. 6	18 ATT, 0 TD
129	D'Andre Swift	CHI at WAS, Oct. 27	18 ATT, 1 TD
128	Tony Pollard	TEN vs. NE, Nov. 3 (OT)	28 ATT, 0 TD
127	Jahmyr Gibbs	DET vs. TEN, Oct. 27	11 ATT, 1 TD
127	Josh Jacobs	GB at JAX, Oct. 27	25 ATT, 2 TD
124	Saquon Barkley	PHI vs. CAR, Dec. 8	20 ATT, 0 TD
123	Jordan Mason	SF vs. NE, Sep. 29	24 ATT, 1 TD
122	Lamar Jackson	BAL at KC, Sep. 5	16 ATT, 0 TD
122	James Conner	ARI vs. LAR, Sep. 15	21 ATT, 1 TD
120	Rhamondre Stevenson	NE at CIN, Sep. 8	25 ATT, 1 TD
120	Chase Brown	CIN vs. LV, Nov. 3	27 ATT, 0 TD
119	Tony Pollard	TEN at HOU, Nov. 24	24 ATT, 1 TD
118	Tank Bigsby	JAX vs. NE, Oct. 20	26 ATT, 2 TD
117	Bucky Irving	TB at LAC, Dec. 15	15 ATT, 0 TD
116	Jahmyr Gibbs	DET at MIN, Oct. 20	15 ATT, 2 TD
116	Bijan Robinson	ATL at NO, Nov. 10	20 ATT, 2 TD

2024 NATIONAL FOOTBALL LEAGUE

100-YARD RUSHING GAMES

YARDS	PLAYER	GAME	DETAILS
115	Alvin Kamara	NO at DAL, Sep. 15	20 ATT, 3 TD
115	Joe Mixon	HOU at GB, Oct. 20	25 ATT, 2 TD
114	Chuba Hubbard	CAR at LV, Sep. 22	21 ATT, 0 TD
114	Najee Harris	PIT vs. NYG, Oct. 28	19 ATT, 0 TD
114	Jonathan Taylor	IND vs. BUF, Nov. 10	21 ATT, 0 TD
113	Breece Hall	NYJ vs. BUF, Oct. 14	18 ATT, 0 TD
112	Rico Dowdle	DAL vs. NYG, Nov. 28	22 ATT, 1 TD
112	Alvin Kamara	NO vs. LAR, Dec. 1	23 ATT, 0 TD
111	James Cook	BUF at SEA, Oct. 27	17 ATT, 2 TD
110	Jonathan Taylor	IND vs. CHI, Sep. 22	23 ATT, 2 TD
110	James Conner	ARI vs. NE, Dec. 15	16 ATT, 2 TD
109	Saquon Barkley	PHI vs. GB, Sep. 6	24 ATT, 2 TD
109	Joe Mixon	HOU at DAL, Nov. 18	20 ATT, 3 TD
108	Saquon Barkley	PHI at CIN, Oct. 27	22 ATT, 0 TD
108	Kyren Williams	LAR at SF, Dec. 12	29 ATT, 0 TD
107	James Conner	ARI vs. CHI, Nov. 3	18 ATT, 0 TD
107	Saquon Barkley	PHI at BAL, Dec. 1	23 ATT, 1 TD
107	James Cook	BUF vs. SF, Dec. 1	14 ATT, 1 TD
107	Jonathan Taylor	IND at DEN, Dec. 15	22 ATT, 0 TD
106	Najee Harris	PIT at LV, Oct. 13	14 ATT, 1 TD
106	Joe Mixon	HOU at NYJ, Oct. 31	24 ATT, 1 TD
106	Derrick Henry	BAL vs. DEN, Nov. 3	23 ATT, 2 TD
106	Kareem Hunt	KC vs. TB, Nov. 4 (OT)	27 ATT, 1 TD
106	Josh Jacobs	GB vs. SF, Nov. 24	26 ATT, 3 TD
106	Aaron Jones	MIN at CHI, Nov. 24 (OT)	22 ATT, 1 TD
105	David Montgomery	DET at ARI, Sep. 22	23 ATT, 1 TD
105	Tyler Allgeier	ATL at CAR, Oct. 13	18 ATT, 1 TD
105	Jonathan Taylor	IND at HOU, Oct. 27	20 ATT, 1 TD
105	James Cook	BUF at DET, Dec. 15	14 ATT, 2 TD
104	James Conner	ARI vs. WAS, Sep. 29	18 ATT, 1 TD
104	Chuba Hubbard	CAR vs. CIN, Sep. 29	18 ATT, 1 TD
104	Kyren Williams	LAR at NO, Dec. 1	15 ATT, 1 TD
103	Kenneth Walker III	SEA vs. DEN, Sep. 8	20 ATT, 1 TD
103	Jonathan Taylor	IND at GB, Sep. 15	12 ATT, 0 TD
103	Bijan Robinson	ATL vs. SEA, Oct. 20	21 ATT, 1 TD
103	Tyrone Tracy Jr.	NYG at CAR, Nov. 10 (OT)	18 ATT, 1 TD
103	Brian Robinson	WAS vs. TEN, Dec. 1	16 ATT, 1 TD
102	Aaron Jones	MIN vs. HOU, Sep. 22	19 ATT, 0 TD
102	Kyren Williams	LAR vs. GB, Oct. 6	22 ATT, 1 TD
102	Kareem Hunt	KC vs. NO, Oct. 7	27 ATT, 1 TD
102	Joe Mixon	HOU at NE, Oct. 13	13 ATT, 1 TD

2024 NATIONAL FOOTBALL LEAGUE

100-YARD RUSHING GAMES

YARDS	PLAYER	GAME	DETAILS
102	Najee Harris	PIT vs. NYJ, Oct. 20	21 ATT, 1 TD
102	Joe Mixon	HOU vs. IND, Oct. 27	25 ATT, 1 TD
102	Bijan Robinson	ATL vs. LAC, Dec. 1	26 ATT, 1 TD
102	Tony Pollard	TEN vs. JAX, Dec. 8	21 ATT, 0 TD
101	Brian Robinson	WAS at ARI, Sep. 29	21 ATT, 1 TD
101	Tank Bigsby	JAX vs. IND, Oct. 6	13 ATT, 2 TD
101	James Conner	ARI vs. LAC, Oct. 21	19 ATT, 0 TD
101	Joe Mixon	HOU at JAX, Dec. 1	20 ATT, 1 TD
100	Jordan Mason	SF at MIN, Sep. 15	20 ATT, 1 TD

2024 NATIONAL FOOTBALL LEAGUE

2024 NATIONAL FOOTBALL LEAGUE

AFC LEADING PASSERS

RANK	PLAYER	TEAM	ATT	COMP	COMP%	YDS	YPA	TD	TD%	LONG	INT	INT%	RATING
1	L. Jackson	BAL	404	275	68.1%	3580	8.86	34	8.4%	84t	3	0.7%	120.7
2	Burrow	CIN	527	361	68.5%	3977	7.55	36	6.8%	70t	8	1.5%	107.1
3	Allen	BUF	427	275	64.4%	3395	7.95	25	5.9%	64	5	1.2%	103.5
4	Tagovailoa	MIA	365	269	73.7%	2652	7.27	18	4.9%	80t	7	1.9%	102.2
5	Herbert	LAC	399	255	63.9%	2959	7.42	16	4.0%	66t	2	0.5%	97.5
6	Mahomes	KC	502	335	66.7%	3348	6.67	22	4.4%	54t	11	2.2%	91.0
7	Rodgers	NYJ	488	305	62.5%	3255	6.67	23	4.7%	71t	8	1.6%	90.8
8	Stroud	HOU	456	290	63.6%	3248	7.12	17	3.7%	67t	9	2.0%	89.0
9	*Maye	NE	279	191	68.5%	1898	6.80	12	4.3%	40t	9	3.2%	88.4
10	*Nix	DEN	467	297	63.6%	2972	6.36	20	4.3%	93t	11	2.4%	86.1
11	Lawrence	JAX	284	172	60.6%	2045	7.20	11	3.9%	85t	7	2.5%	85.2
12	Minschew	LV	306	203	66.3%	2013	6.58	9	2.9%	57t	10	3.3%	81.0
13	Winston	CLE	296	181	61.1%	2121	7.17	13	4.4%	89t	12	4.1%	80.6
14	Levis	TEN	284	181	63.7%	1916	6.75	12	4.2%	98t	12	4.2%	79.8
15	Richardson	IND	253	119	47.0%	1683	6.65	7	2.8%	69t	11	4.3%	60.1

2024 NATIONAL FOOTBALL LEAGUE

AFC LEADING PASSERS, RANKS

PLAYER	TEAM	ATT	COMP	COMP%	YDS	YPA	TD	TD%	INT	INT%	RATING
L. Jackson	BAL	7	6t	4	2	1	2	1	2	2	1
Burrow	CIN	1	1	2	1	3	1	2	6t	4	2
Allen	BUF	6	6t	7	3	2	3	3	3	3	3
Tagovailoa	MIA	9	8	1	9	5	7	4	4t	6	4
Herbert	LAC	8	9	8	8	4	9	11	1	1	5
Mahomes	KC	2	2	5	4	12	5	7	11t	8	6
Rodgers	NYJ	3	3	12	5	11	4	5	6t	5	7
Stroud	HOU	5	5	11	6	8	8	13	8t	7	8
*Maye	NE	14	11	3	15	9	12t	8	8t	11	9
*Nix	DEN	4	4	10	7	15	6	9	11t	9	10
Lawrence	JAX	12t	14	14	11	6	14	12	4t	10	11
Minshew	LV	10	10	6	12	14	15t	14	10	12	12
Winston	CLE	11	12t	13	10	7	10t	6	14t	13	13
Levis	TEN	12t	12t	9	13	10	12t	10	14t	14	14
Richardson	IND	15	17	15	16	13	17	15	11t	15	15

2024 NATIONAL FOOTBALL LEAGUE

AFC FOURTH-QUARTER PASSING LEADERS

RANK	PLAYER	TEAM	ATT	COMP	COMP%	YDS	YPA	TD	TD%	INT	INT%	RATING
1	L. Jackson	BAL	113	72	63.7%	945	8.36	11	9.7%	1	0.9%	118.8
2	Ru. Wilson	PIT	46	30	65.2%	432	9.39	4	8.7%	1	2.2%	115.5
3	Flacco	IND	48	31	64.6%	447	9.31	5	10.4%	2	4.2%	112.1
4	Fields	PIT	40	23	57.5%	302	7.55	3	7.5%	0	0.0%	106.5
5	Allen	BUF	89	52	58.4%	641	7.20	5	5.6%	0	0.0%	99.5
6	Mahomes	KC	100	67	67.0%	675	6.75	5	5.0%	1	1.0%	98.5
7	Tagovailoa	MIA	91	67	73.6%	623	6.85	4	4.4%	2	2.2%	97.5
8	Burrow	CIN	136	85	62.5%	1105	8.13	10	7.4%	5	3.7%	97.2
9	*Nix	DEN	112	76	67.9%	771	6.88	7	6.3%	3	2.7%	97.0
10	*Maye	NE	95	62	65.3%	687	7.23	6	6.3%	3	3.2%	94.5
11	Rodgers	NYJ	144	94	65.3%	1002	6.96	5	3.5%	2	1.4%	91.3
12	Ridder	ARI-LV	40	26	65.0%	239	5.98	1	2.5%	0	0.0%	89.5
13	Rudolph	TEN	44	30	68.2%	275	6.25	3	6.8%	2	4.5%	88.7
14	D. Watson	CLE	58	39	67.2%	335	5.78	2	3.4%	1	1.7%	86.5
15	O'Connell	LV	60	38	63.3%	380	6.33	3	5.0%	2	3.3%	84.0
16	Minshew	LV	102	69	67.6%	679	6.66	4	3.9%	4	3.9%	82.9
17	Stroud	HOU	107	66	61.7%	680	6.36	3	2.8%	2	1.9%	81.5
18	Herbert	LAC	85	46	54.1%	538	6.33	2	2.4%	0	0.0%	81.4
19	M. Jones	JAX	63	41	65.1%	419	6.65	3	4.8%	3	4.8%	80.1
20	Lawrence	JAX	83	46	55.4%	515	6.20	3	3.6%	2	2.4%	76.1
21	Winston	CLE	103	64	62.1%	701	6.81	5	4.9%	6	5.8%	74.1
22	Brissett	NE	51	28	54.9%	308	6.04	0	0.0%	0	0.0%	73.0
23	Richardson	IND	93	46	49.5%	654	7.03	4	4.3%	4	4.3%	69.0
24	Levis	TEN	86	43	50.0%	400	4.65	3	3.5%	5	5.8%	50.5

2024 NATIONAL FOOTBALL LEAGUE

AFC THIRD-DOWN PASSING LEADERS

RANK	PLAYER	TEAM	ATT	COMP	COMP%	YDS	YPA	TD	TD%	INT	INT%	RATING
1	L. Jackson	BAL	100	64	64.0%	837	8.37	10	10.0%	0	0.0%	123.6
2	Burrow	CIN	126	80	63.5%	994	7.89	12	9.5%	2	1.6%	113.0
3	Mahomes	KC	125	80	64.0%	952	7.62	10	8.0%	1	0.8%	110.5
4	Ru. Wilson	PIT	75	45	60.0%	714	9.52	6	8.0%	3	4.0%	101.8
5	Herbert	LAC	109	62	56.9%	727	6.67	8	7.3%	0	0.0%	101.7
6	Allen	BUF	109	57	52.3%	835	7.66	8	7.3%	1	0.9%	98.2
7	Winston	CLE	80	49	61.3%	583	7.29	4	5.0%	1	1.3%	94.9
8	Stroud	HOU	132	79	59.8%	930	7.05	6	4.5%	1	0.8%	93.3
9	*Nix	DEN	140	84	60.0%	979	6.99	8	5.7%	4	2.9%	88.4
10	Tagovailoa	MIA	90	60	66.7%	679	7.54	3	3.3%	3	3.3%	86.3
11	Rodgers	NYJ	128	72	56.3%	976	7.63	7	5.5%	5	3.9%	82.7
12	Levis	TEN	70	41	58.6%	639	9.13	3	4.3%	4	5.7%	79.4
13	*Maye	NE	68	39	57.4%	430	6.32	4	5.9%	3	4.4%	77.5
14	Lawrence	JAX	73	34	46.6%	374	5.12	4	5.5%	2	2.7%	69.1
15	Minschew	LV	80	46	57.5%	428	5.35	3	3.8%	5	6.3%	58.8

2024 NATIONAL FOOTBALL LEAGUE

AFC LEADING RUSHERS

RANK	PLAYER	TEAM	ATT	YDS	AVG	LONG	TD
1	Henry	BAL	254	1474	5.8	87t	13
2	Pollard	TEN	230	982	4.3	41	5
3	Taylor	IND	208	911	4.4	58	5
4	Mixon	HOU	217	910	4.2	59	11
5	Harris	PIT	229	891	3.9	36t	5
6	C. Brown	CIN	191	832	4.4	40	7
7	Cook	BUF	171	828	4.8	65t	13
8	Dobbins	LAC	158	766	4.8	61	8
9	L. Jackson (QB)	BAL	117	743	6.4	39	3
10	Stevenson	NE	193	740	3.8	33t	6
11	Hall	NYJ	173	722	4.2	42	5
12	Hunt	KC	180	653	3.6	17	5
13	Bigsby	JAX	131	644	4.9	65t	5
14	Achane	MIA	165	641	3.9	47	4
15	Allen (QB)	BUF	91	484	5.3	30	11
16	Williams	DEN	130	461	3.5	20	4
17	Etienne	JAX	113	456	4.0	22	2
18	J. Ford	CLE	87	451	5.2	62t	2
19	Richardson (QB)	IND	77	429	5.6	26	5
20	Gibson	NE	86	406	4.7	45	1
21	McLaughlin	DEN	87	388	4.5	21	1
22	Warren	PIT	91	371	4.1	18	1
23	*Maye (QB)	NE	42	359	8.5	41	2
24	*Davis	BUF	87	357	4.1	22	3
25	Chubb	CLE	102	332	3.3	19	3
26	*Nix (QB)	DEN	75	327	4.4	32	4
27	Mattison	LV	97	320	3.3	24	3
28	Edwards	LAC	87	297	3.4	12	2
29	Fields (QB)	PIT	62	289	4.7	30	5
30	*Allen	NYJ	80	288	3.6	20t	2
31	Pacheco	KC	68	266	3.9	34	1
32	Mahomes (QB)	KC	52	262	5.0	33	1
33	*Wright	MIA	62	253	4.1	20	0
34	Mostert	MIA	71	244	3.4	18	2
35	Moss	CIN	74	242	3.3	16	2
36	Herbert (QB)	LAC	54	224	4.1	38	2
37	*Estime	DEN	46	204	4.4	21	0
38	Stroud (QB)	HOU	49	203	4.1	25	0
39	Hill	BAL	45	198	4.4	51t	1
40	Spears	TEN	54	190	3.5	19	2
41	White	LV	65	183	2.8	17	1
42t	Levis (QB)	TEN	41	175	4.3	21	0
42t	McCormick	LV	32	175	5.5	29	0
44t	Burrow (QB)	CIN	35	158	4.5	47t	1
44t	*Steele	KC	48	158	3.3	9	0
46	Foreman	CLE	46	155	3.4	25	0
47	Ty Johnson	BUF	29	154	5.3	19	1
48	Abdullah	LV	36	150	4.2	40	1
49	D. Watson (QB)	CLE	31	148	4.8	16	1
50	Sermon	IND	48	134	2.8	17	2

2024 NATIONAL FOOTBALL LEAGUE

AFC THIRD-AND-ONE RUSHING LEADERS

RANK	PLAYER	TEAM	ATT	FD	PCT
1t	*Allen	NYJ	9	9	100.0%
1t	Herbert (QB)	LAC	6	6	100.0%
1t	C. Brown	CIN	5	5	100.0%
1t	Burrow (QB)	CIN	4	4	100.0%
5t	Allen (QB)	BUF	8	7	87.5%
5t	Levis (QB)	TEN	8	7	87.5%
7	Dobbins	LAC	7	6	85.7%
8	Mixon	HOU	6	5	83.3%
9t	Henry	BAL	10	8	80.0%
9t	L. Jackson (QB)	BAL	5	4	80.0%
9t	Pacheco	KC	5	4	80.0%
12t	Hunt	KC	9	7	77.8%
12t	*Nix (QB)	DEN	9	7	77.8%
14t	Achane	MIA	6	4	66.7%
14t	*Steele	KC	6	4	66.7%
16	Taylor	IND	11	7	63.6%
17	Hall	NYJ	7	4	57.1%

2024 NATIONAL FOOTBALL LEAGUE

AFC LEADERS IN RECEPTIONS

RANK	PLAYER	TEAM	REC	YDS	AVG	LONG	TD
1	Chase	CIN	102	1413	13.9	70t	15
2	*Bowers (TE)	LV	87	933	10.7	57t	4
3t	Wilson	NYJ	84	933	11.1	42	6
3t	Kelce (TE)	KC	84	709	8.4	38	2
5	Shakir	BUF	71	774	10.9	52	4
6t	Judy	CLE	70	1052	15.0	89t	4
6t	J. Smith (TE)	MIA	70	740	10.6	57t	6
6t	Achane (RB)	MIA	70	509	7.3	39	6
9t	D. Adams	LV-NYJ	67	860	12.8	71t	6
9t	T. Hill	MIA	67	805	12.0	80t	5
11t	Flowers	BAL	66	916	13.9	53t	4
11t	Sutton	DEN	66	878	13.3	37	6
11t	Meyers	LV	66	743	11.3	43	2
14	*B. Thomas	JAX	64	956	14.9	85t	8
15	*McConkey	LAC	63	873	13.9	60t	5
16	Henry (TE)	NE	62	635	10.2	35	1
17t	Downs	IND	56	626	11.2	69t	4
17t	Njoku (TE)	CLE	56	439	7.8	29	5
19t	Pickens	PIT	55	850	15.5	44	3
19t	Douglas	NE	55	508	9.2	35t	2
19t	Moore	CLE	55	480	8.7	44	1
22	Waddle	MIA	54	700	13.0	63	2
23t	Collins	HOU	53	849	16.0	67t	6
23t	Ridley	TEN	53	779	14.7	63	3
25	Pittman	IND	52	608	11.7	33	2
26t	Higgins	CIN	50	669	13.4	42t	6
26t	Hopkins	TEN-KC	50	566	11.3	35	5
28	Hall (RB)	NYJ	48	422	8.8	57	2
29t	Diggs	HOU	47	496	10.6	49	3
29t	Freiermuth (TE)	PIT	47	492	10.5	30	6
29t	Engram (TE)	JAX	47	365	7.8	24	1
29t	C. Brown (RB)	CIN	47	318	6.8	34	4
33t	Dell	HOU	45	569	12.6	50	2
33t	Andrews (TE)	BAL	45	514	11.4	38	8
33t	Gesicki (TE)	CIN	45	497	11.0	47t	2
36	*Worthy	KC	44	494	11.2	54t	4
37t	Schultz (TE)	HOU	43	437	10.2	32	1
37t	Dissly (TE)	LAC	43	418	9.7	29t	1
39	Hill (RB)	BAL	42	383	9.1	27t	3
40t	Cooper	CLE-BUF	40	481	12.0	30	3
40t	Williams (RB)	DEN	40	267	6.7	34	0
42	Pollard (RB)	TEN	39	233	6.0	30	0
43t	Bateman	BAL	38	654	17.2	59	7
43t	Tucker	LV	38	432	11.4	58t	2
43t	Kincaid (TE)	BUF	38	409	10.8	29	2
43t	Okonkwo (TE)	TEN	38	356	9.4	70t	2
47	Gray (TE)	KC	37	420	11.4	35t	5
48	Conklin (TE)	NYJ	36	317	8.8	27	2
49t	Likely (TE)	BAL	35	401	11.5	49t	4
49t	Boyd	TEN	35	356	10.2	40	0

2024 NATIONAL FOOTBALL LEAGUE

AFC RECEIVING YARDAGE LEADERS

RANK	PLAYER	TEAM	YDS	REC	AVG	LONG	TD
1	Chase	CIN	1413	102	13.9	70t	15
2	Jeudy	CLE	1052	70	15.0	89t	4
3	*B. Thomas	JAX	956	64	14.9	85t	8
4t	*Bowers (TE)	LV	933	87	10.7	57t	4
4t	Wilson	NYJ	933	84	11.1	42	6
6	Flowers	BAL	916	66	13.9	53t	4
7	Sutton	DEN	878	66	13.3	37	6
8	*McConkey	LAC	873	63	13.9	60t	5
9	D. Adams	LV-NYJ	860	67	12.8	71t	6
10	Pickens	PIT	850	55	15.5	44	3
11	Collins	HOU	849	53	16.0	67t	6
12	T. Hill	MIA	805	67	12.0	80t	5
13	Ridley	TEN	779	53	14.7	63	3
14	Shakir	BUF	774	71	10.9	52	4
15	Meyers	LV	743	66	11.3	43	2
16	J. Smith (TE)	MIA	740	70	10.6	57t	6
17	Kelce (TE)	KC	709	84	8.4	38	2
18	Waddle	MIA	700	54	13.0	63	2
19	Higgins	CIN	669	50	13.4	42t	6
20	Bateman	BAL	654	38	17.2	59	7
21	Pierce	IND	645	29	22.2	65t	5
22	Henry (TE)	NE	635	62	10.2	35	1
23	Downs	IND	626	56	11.2	69t	4
24	Pittman	IND	608	52	11.7	33	2
25	Dell	HOU	569	45	12.6	50	2
26	Hopkins	TEN-KC	566	50	11.3	35	5
27	Andrews (TE)	BAL	514	45	11.4	38	8
28	Achane (RB)	MIA	509	70	7.3	39	6
29	Douglas	NE	508	55	9.2	35t	2
30	Palmer	LAC	502	32	15.7	45	1
31	Gesicki (TE)	CIN	497	45	11.0	47t	2
32	Diggs	HOU	496	47	10.6	49	3
33	*Worthy	KC	494	44	11.2	54t	4
34	Freiermuth (TE)	PIT	492	47	10.5	30	6
35t	*Coleman	BUF	481	23	20.9	64	3
35t	Cooper	CLE-BUF	481	40	12.0	30	3
37	Moore	CLE	480	55	8.7	44	1
38	Johnston	LAC	459	34	13.5	66t	8
39	Austin	PIT	452	28	16.1	55t	4
40	Njoku (TE)	CLE	439	56	7.8	29	5
41	Schultz (TE)	HOU	437	43	10.2	32	1
42	Tucker	LV	432	38	11.4	58t	2
43	Lazard	NYJ	430	31	13.9	52t	5
44	Hall (RB)	NYJ	422	48	8.8	57	2
45	Gray (TE)	KC	420	37	11.4	35t	5
46	Dissly (TE)	LAC	418	43	9.7	29t	1
47	Kincaid (TE)	BUF	409	38	10.8	29	2
48	Likely (TE)	BAL	401	35	11.5	49t	4
49	Westbrook-Ikhine	TEN	393	23	17.1	98t	8
50	Hill (RB)	BAL	383	42	9.1	27t	3

2024 NATIONAL FOOTBALL LEAGUE

AFC THIRD-DOWN RECEIVING LEADERS

RANK	PLAYER	TEAM	REC	YDS	AVG	LONG	TD
1	Sutton	DEN	28	443	15.8	33	3
2t	Pickens	PIT	23	303	13.2	37	0
2t	Kelce (TE)	KC	23	239	10.4	38	1
4t	Shakir	BUF	20	327	16.4	52	2
4t	Wilson	NYJ	20	221	11.1	26t	2
6t	*Bowers (TE)	LV	19	240	12.6	29	1
6t	*McConkey	LAC	19	224	11.8	19	2
6t	Moore	CLE	19	198	10.4	44	0
9t	Chase	CIN	18	231	12.8	63t	2
9t	Henry (TE)	NE	18	213	11.8	32	0
11t	Higgins	CIN	17	277	16.3	38t	4
11t	Downs	IND	17	216	12.7	31	1
13t	Collins	HOU	16	208	13.0	34	3
13t	T. Hill	MIA	16	206	12.9	30	1
13t	Meyers	LV	16	204	12.8	43	0
13t	Dell	HOU	16	194	12.1	31	0
13t	J. Smith (TE)	MIA	16	169	10.6	33	2
18t	Hill (RB)	BAL	15	168	11.2	24	0
18t	Douglas	NE	15	157	10.5	35t	1
20t	D. Adams	LV-NYJ	14	265	18.9	43	1
20t	Gesicki (TE)	CIN	14	183	13.1	47t	1
22t	Johnston	LAC	13	208	16.0	66t	5
22t	Jeudy	CLE	13	207	15.9	35t	1
22t	Waddle	MIA	13	182	14.0	36	0
22t	Boyd	TEN	13	163	12.5	40	0
22t	Andrews (TE)	BAL	13	153	11.8	23	4
22t	Freiermuth (TE)	PIT	13	151	11.6	22	3
22t	Diggs	HOU	13	127	9.8	21	1
29t	Ridley	TEN	12	221	18.4	63	0
29t	Perine (RB)	KC	12	181	15.1	35	1
29t	Flowers	BAL	12	177	14.8	26	1
32t	*B. Thomas	JAX	11	184	16.7	56	3
32t	Hopkins	TEN-KC	11	151	13.7	35	2
32t	Schultz (TE)	HOU	11	149	13.5	32	1
32t	Achane (RB)	MIA	11	112	10.2	39	1
32t	Bateman	BAL	11	108	9.8	16t	2
32t	Warren (RB)	PIT	11	93	8.5	26	0
32t	Ingram (TE)	JAX	11	92	8.4	15	0
32t	Williams (RB)	DEN	11	90	8.2	34	0
32t	Tucker	LV	11	88	8.0	14	0
32t	Njoku (TE)	CLE	11	77	7.0	18	2
42t	Mims	DEN	10	217	21.7	93t	2
42t	Westbrook-Ikhine	TEN	10	190	19.0	98t	5
42t	Palmer	LAC	10	136	13.6	28t	1
42t	Conklin (TE)	NYJ	10	130	13.0	25	1
42t	*Worthy	KC	10	113	11.3	19	0
42t	*Vele	DEN	10	91	9.1	20	1
48t	Austin	PIT	9	194	21.6	46	2
48t	Lazard	NYJ	9	150	16.7	36t	2
48t	Ogunbowale (RB)	HOU	9	126	14.0	31	0
48t	Cooper	CLE-BUF	9	119	13.2	30	0
48t	Tillman	CLE	9	112	12.4	25	1
48t	Hall (RB)	NYJ	9	88	9.8	29t	1

2024 NATIONAL FOOTBALL LEAGUE

AFC LEADING SCORERS (NON-KICKING)

RANK	PLAYER	TEAM	POS	TOUCHDOWNS				X2	PTS
				TOTAL	RUSH	REC	RET		
1t	Chase	CIN	WR	15	0	15	0	0	90
1t	Henry	BAL	RB	15	13	2	0	0	90
3	Cook	BUF	RB	14	13	1	0	0	84
4t	Allen	BUF	QB	12	11	1	0	0	72
4t	Mixon	HOU	RB	12	11	1	0	0	72
6	C. Brown	CIN	RB	11	7	4	0	1	68
7	Achane	MIA	RB	10	4	6	0	0	60
8	*B. Thomas	JAX	WR	8	0	8	0	2	52
9t	Andrews	BAL	TE	8	0	8	0	0	48
9t	Dobbins	LAC	RB	8	8	0	0	0	48
9t	Johnston	LAC	WR	8	0	8	0	0	48
9t	Westbrook-Ikhine	TEN	WR	8	0	8	0	0	48
13	Stevenson	NE	RB	7	6	1	0	2	46
14	Hall	NYJ	RB	7	5	2	0	1	44
15t	Bateman	BAL	WR	7	0	7	0	0	42
15t	*Worthy	KC	WR	7	3	4	0	0	42
17t	D. Adams	LV-NYJ	WR	6	0	6	0	1	38
17t	Wilson	NYJ	WR	6	0	6	0	1	38
19t	Collins	HOU	WR	6	0	6	0	0	36
19t	Freiermuth	PIT	TE	6	0	6	0	0	36
19t	Higgins	CIN	WR	6	0	6	0	0	36
19t	J. Smith	MIA	TE	6	0	6	0	0	36
19t	Sutton	DEN	WR	6	0	6	0	0	36
19t	Taylor	IND	RB	6	5	1	0	0	36
25	Njoku	CLE	TE	5	0	5	0	2	34
26	Richardson	IND	QB	5	5	0	0	1	32
27t	Austin	PIT	WR	5	0	4	1	0	30
27t	Bigsby	JAX	RB	5	5	0	0	0	30
27t	*Davis	BUF	RB	5	3	2	0	0	30
27t	Fields	PIT	QB	5	5	0	0	0	30
27t	Gray	KC	TE	5	0	5	0	0	30
27t	Harris	PIT	RB	5	5	0	0	0	30
27t	T. Hill	MIA	WR	5	0	5	0	0	30
27t	Hollins	BUF	WR	5	0	5	0	0	30
27t	Hopkins	TEN-KC	WR	5	0	5	0	0	30
27t	Hunt	KC	RB	5	5	0	0	0	30
27t	Iosivas	CIN	WR	5	0	5	0	0	30
27t	Lazard	NYJ	WR	5	0	5	0	0	30
27t	*McConkey	LAC	WR	5	0	5	0	0	30
27t	*Nix	DEN	QB	5	4	1	0	0	30
27t	Pierce	IND	WR	5	0	5	0	0	30
27t	Pollard	TEN	RB	5	5	0	0	0	30
43	Jeudy	CLE	WR	4	0	4	0	2	28
44t	Mattison	LV	RB	4	3	1	0	1	26
44t	Ridley	TEN	WR	4	1	3	0	0	26
46t	*Bowers	LV	TE	4	0	4	0	0	24

2024 NATIONAL FOOTBALL LEAGUE

AFC LEADING SCORERS (NON-KICKING)

RANK	PLAYER	TEAM	POS	TOUCHDOWNS				X2	PTS
				TOTAL	RUSH	REC	RET		
46t	Chubb	CLE	RB	4	3	1	0	0	24
46t	Diggs	HOU	WR	4	1	3	0	0	24
46t	Downs	IND	WR	4	0	4	0	0	24
46t	Flowers	BAL	WR	4	0	4	0	0	24
46t	Hill	BAL	RB	4	1	3	0	0	24
46t	Ty Johnson	BUF	RB	4	1	3	0	0	24
46t	Likely	BAL	TE	4	0	4	0	0	24
46t	Shakir	BUF	WR	4	0	4	0	0	24
46t	Williams	DEN	RB	4	4	0	0	0	24

2024 NATIONAL FOOTBALL LEAGUE

AFC LEADING SCORERS (KICKING)

RANK	PLAYER	TEAM	PAT	FG	FG%	LONG	PTS
1	Boswell	PIT	30/30	38/41	92.7%	57	144
2	Fairbairn	HOU	31/31	33/39	84.6%	59	130
3	Lutz	DEN	35/35	27/30	90.0%	54	116
4	Bass	BUF	50/54	21/26	80.8%	61	113
5	Dicker	LAC	25/28	29/31	93.5%	59	112
6t	Sanders	MIA	20/22	28/32	87.5%	57	104
6t	Tucker	BAL	47/49	19/27	70.4%	56	104
8	Gay	IND	23/23	24/27	88.9%	56	95
9	Carlson	LV	19/19	25/30	83.3%	54	94
10t	Folk	TEN	25/25	21/22	95.5%	56	88
10t	Slye	NE	19/20	23/30	76.7%	63	88
12	*C. Little	JAX	21/21	22/24	91.7%	59	87
13	McPherson	CIN	37/38	16/22	72.7%	56	85
14	Butker	KC	24/25	18/21	85.7%	53	78
15	Hopkins	CLE	16/18	16/25	64.0%	56	64
16	*Narveson	GB-TEN	16/16	12/17	70.6%	47	52
17	Carlson	SF-NYJ	12/14	12/13	92.3%	58	48
18t	Romo	MIN-NE	7/8	11/12	91.7%	55	40
18t	Zuerlein	NYJ	13/14	9/15	60.0%	40	40
20	Wright	SF-KC	5/5	11/12	91.7%	50	38
21	*Shrader	IND-NYJ-KC	9/9	5/5	100.0%	45	24
22	York	WAS-CIN	9/10	3/5	60.0%	37	18
23	Patterson	NYJ-ATL-CLE	4/4	0/0	---	---	4

2024 NATIONAL FOOTBALL LEAGUE

2024 NATIONAL FOOTBALL LEAGUE

AFC TOUCHBACKS ON KICKOFFS

RANK	PLAYER	TEAM	TB
1	Bass	BUF	66
2	Tucker	BAL	61
3	Lutz	DEN	56
4	McPherson	CIN	54
5	C. Little	JAX	53
6	Sanders	MIA	52
7	Gay	IND	50
8	Dicker	LAC	48
9	Boswell	PIT	47
10t	Fairbairn	HOU	41
10t	Slye	NE	41
12	Butker	KC	39
13	Folk	TEN	37
14	Carlson	LV	33
15	Hopkins	CLE	32
16	Zuerlein	NYJ	28
17	Romo	MIN-NE	19
18t	Narveson	GB-TEN	17
18t	Shrader	IND-NYJ-KC	17
20t	Carlson	SF-NYJ	13
20t	York	WAS-CIN	13
22t	Patterson	NYJ-ATL-CLE	2
22t	Stout	BAL	2
22t	Wright	SF-KC	2
25	Reid	KC	1

2024 NATIONAL FOOTBALL LEAGUE

AFC MOST YARDS FROM SCRIMMAGE

RANK	PLAYER	TEAM	POS	TOTAL			RUSHING			RECEIVING		
				YDS	PLAYS	AVG	YDS	ATT	AVG	YDS	ATT	AVG
1	Henry	BAL	RB	1599	267	6.0	1474	254	5.8	125	13	9.6
2	Chase	CIN	WR	1438	104	13.8	25	2	12.5	1413	102	13.9
3	Pollard	TEN	RB	1215	269	4.5	982	230	4.3	233	39	6.0
4	Mixon	HOU	RB	1187	249	4.8	910	217	4.2	277	32	8.7
5t	Achane	MIA	RB	1150	235	4.9	641	165	3.9	509	70	7.3
5t	C. Brown	CIN	RB	1150	238	4.8	832	191	4.4	318	47	6.8
7	Harris	PIT	RB	1147	259	4.4	891	229	3.9	256	30	8.5
8	Hall	NYJ	RB	1144	221	5.2	722	173	4.2	422	48	8.8
9	Cook	BUF	RB	1060	200	5.3	828	171	4.8	232	29	8.0
10	Jeudy	CLE	WR	1052	70	15.0	0	0	---	1052	70	15.0
11	Taylor	IND	RB	1033	223	4.6	911	208	4.4	122	15	8.1
12	*B. Thomas	JAX	WR	986	69	14.3	30	5	6.0	956	64	14.9
13	Flowers	BAL	WR	960	73	13.2	44	7	6.3	916	66	13.9
14	*Bowers	LV	TE	947	91	10.4	14	4	3.5	933	87	10.7
15	Wilson	NYJ	WR	938	85	11.0	5	1	5.0	933	84	11.1
16	Dobbins	LAC	RB	900	186	4.8	766	158	4.8	134	28	4.8
17	Stevenson	NE	RB	895	225	4.0	740	193	3.8	155	32	4.8
18	Sutton	DEN	WR	878	66	13.3	0	0	---	878	66	13.3
19	*McConkey	LAC	WR	873	63	13.9	0	0	---	873	63	13.9
20	D. Adams	LV-NYJ	WR	860	67	12.8	0	0	---	860	67	12.8
21	T. Hill	MIA	WR	858	75	11.4	53	8	6.6	805	67	12.0
22	Collins	HOU	WR	849	53	16.0	0	0	---	849	53	16.0
23	Pickens	PIT	WR	844	57	14.8	-6	2	-3.0	850	55	15.5
24	Ridley	TEN	WR	830	58	14.3	51	5	10.2	779	53	14.7
25	Hunt	KC	RB	805	201	4.0	653	180	3.6	152	21	7.2
26	Shakir	BUF	WR	778	73	10.7	4	2	2.0	774	71	10.9
27	Meyers	LV	WR	766	68	11.3	23	2	11.5	743	66	11.3
28	L. Jackson	BAL	QB	743	117	6.4	743	117	6.4	0	0	---
29	J. Smith	MIA	TE	739	72	10.3	-1	2	-0.5	740	70	10.6
30	Williams	DEN	RB	728	170	4.3	461	130	3.5	267	40	6.7
31	Kelce	KC	TE	710	85	8.4	1	1	1.0	709	84	8.4
32	Waddle	MIA	WR	706	57	12.4	6	3	2.0	700	54	13.0
33	Bigsby	JAX	RB	694	136	5.1	644	131	4.9	50	5	10.0
34	Higgins	CIN	WR	669	50	13.4	0	0	---	669	50	13.4
35	Bateman	BAL	WR	654	38	17.2	0	0	---	654	38	17.2
36	Pierce	IND	WR	645	29	22.2	0	0	---	645	29	22.2
37	Etienne	JAX	RB	640	146	4.4	456	113	4.0	184	33	5.6
38	Downs	IND	WR	638	57	11.2	12	1	12.0	626	56	11.2
39	J. Ford	CLE	RB	637	119	5.4	451	87	5.2	186	32	5.8
40	Henry	NE	TE	635	62	10.2	0	0	---	635	62	10.2
41	Dell	HOU	WR	612	54	11.3	43	9	4.8	569	45	12.6
42	Pittman	IND	WR	608	52	11.7	0	0	---	608	52	11.7
43	Warren	PIT	RB	596	119	5.0	371	91	4.1	225	28	8.0
44	Gibson	NE	RB	584	103	5.7	406	86	4.7	178	17	10.5
45	Hill	BAL	RB	581	87	6.7	198	45	4.4	383	42	9.1
46	*Worthy	KC	WR	578	59	9.8	84	15	5.6	494	44	11.2
47	Hopkins	TEN-KC	WR	566	50	11.3	0	0	---	566	50	11.3
48	Mattison	LV	RB	565	122	4.6	320	97	3.3	245	25	9.8
49	*Davis	BUF	RB	524	100	5.2	357	87	4.1	167	13	12.8
50t	Andrews	BAL	TE	518	47	11.0	4	2	2.0	514	45	11.4
50t	Douglas	NE	WR	518	57	9.1	10	2	5.0	508	55	9.2

2024 NATIONAL FOOTBALL LEAGUE

AFC LEADERS IN FIRST DOWNS

RANK	PLAYER	TEAM	POS	TOTAL	RUSH	REC
1	Henry	BAL	RB	76	69	7
2	Chase	CIN	WR	63	2	61
3	C. Brown	CIN	RB	60	41	19
4	Pollard	TEN	RB	58	49	9
5	Mixon	HOU	RB	57	46	11
6	Achane	MIA	RB	55	29	26
7t	Harris	PIT	RB	53	42	11
7t	Taylor	IND	RB	53	46	7
9t	Cook	BUF	RB	51	40	11
9t	Wilson	NYJ	WR	51	1	50
11t	*Bowers	LV	TE	48	2	46
11t	Jeudy	CLE	WR	48	0	48
13t	Allen	BUF	QB	46	45	1
13t	T. Hill	MIA	WR	46	2	44
13t	J. Smith	MIA	TE	46	0	46
13t	Sutton	DEN	WR	46	0	46
17	Dobbins	LAC	RB	45	39	6
18t	Stevenson	NE	RB	44	37	7
18t	*B. Thomas	JAX	WR	44	2	42
20t	Hall	NYJ	RB	43	31	12
20t	Hunt	KC	RB	43	34	9
22t	Flowers	BAL	WR	42	1	41
22t	*McConkey	LAC	WR	42	0	42
24t	L. Jackson	BAL	QB	40	40	0
24t	Meyers	LV	WR	40	1	39
26t	D. Adams	LV-NYJ	WR	39	0	39
26t	Collins	HOU	WR	39	0	39
26t	Kelce	KC	TE	39	0	39
29t	Henry	NE	TE	36	0	36
29t	Waddle	MIA	WR	36	0	36
29t	Williams	DEN	RB	36	26	10
32t	Higgins	CIN	WR	35	0	35
32t	Pickens	PIT	WR	35	0	35
34t	Etienne	JAX	RB	34	25	9
34t	Ridley	TEN	WR	34	3	31
36t	Andrews	BAL	TE	33	2	31
36t	Downs	IND	WR	33	1	32
36t	Shakir	BUF	WR	33	0	33
39t	Dell	HOU	WR	32	3	29
39t	Diggs	HOU	WR	32	1	31
39t	Hopkins	TEN-KC	WR	32	0	32
39t	*Nix	DEN	QB	32	31	1
43t	Bigsby	JAX	RB	31	30	1
43t	*Worthy	KC	WR	31	4	27
45t	Hill	BAL	RB	30	13	17
45t	Mattison	LV	RB	30	20	10
45t	Warren	PIT	RB	30	20	10
48t	Bateman	BAL	WR	29	0	29
48t	Richardson	IND	QB	29	29	0
50t	J. Ford	CLE	RB	28	21	7
50t	Gibson	NE	RB	28	19	9

2024 NATIONAL FOOTBALL LEAGUE

AFC PUNTING YARDS LEADERS

RANK	PLAYER	TEAM	POS	PUNTS	YARDS	LONG	AVG	TB	BLK	DWN	OB	RETURNS		IN20	NET AVG
												TOT	YDS		
1	Cole	LV	P	48	2482	70	51.7	6	1	6	9	18	214	19	43.8
2	Cooke	JAX	P	54	2754	73	51.0	3	0	1	10	22	202	29	46.1
3	Stonehouse	TEN	P	61	3102	75	50.9	5	2	2	3	42	619	18	37.8
4	Baringer	NE	P	60	3022	75	50.4	8	0	5	3	30	388	26	41.2
5	Sanchez	IND	P	59	2961	65	50.2	4	0	2	4	27	367	22	42.6
6	Bojorquez	CLE	P	75	3747	84	50.0	6	0	11	11	31	451	36	42.3
7	*Rehkov	CIN	P	45	2204	80	49.0	5	0	4	2	21	182	22	42.7
8	Araiza	KC	P	50	2423	67	48.5	6	0	6	0	22	227	19	41.5
9	Bailey	MIA	P	44	2113	64	48.0	3	1	3	13	18	202	18	41.1
10	Townsend	HOU	P	64	3064	66	47.9	4	1	11	6	21	105	34	44.3
11	Stout	BAL	P	44	2102	70	47.8	3	0	3	6	21	163	17	42.7
12	Martin	BUF	P	43	2052	65	47.7	4	1	5	5	18	162	21	41.1
13	Morstead	NYJ	P	56	2672	75	47.7	7	0	4	6	26	222	17	41.3
14	Dixon	DEN	P	66	3115	65	47.2	5	0	9	7	26	226	30	42.3
15	Scott	LAC	P	66	3098	67	46.9	4	0	7	9	27	253	27	41.9
16	Waitman	PIT	P	51	2377	71	46.6	5	0	6	6	21	117	22	42.4

2024 NATIONAL FOOTBALL LEAGUE

AFC NET PUNTING YARDS LEADERS

RANK	PLAYER	TEAM	POS	PUNTS	YARDS	LONG	AVG	TB	BLK	DWN	OB	RETURNS		IN20	NET AVG
												TOT	YDS		
1	Cooke	JAX	P	54	2754	73	51.0	3	0	1	10	22	202	29	46.1
2	Townsend	HOU	P	64	3064	66	47.9	4	1	11	6	21	105	34	44.3
3	Cole	LV	P	48	2482	70	51.7	6	1	6	9	18	214	19	43.8
4	*Rehkov	CIN	P	45	2204	80	49.0	5	0	4	2	21	182	22	42.7
5	Stout	BAL	P	44	2102	70	47.8	3	0	3	6	21	163	17	42.7
6	Sanchez	IND	P	59	2961	65	50.2	4	0	2	4	27	367	22	42.6
7	Waitman	PIT	P	51	2377	71	46.6	5	0	6	6	21	117	22	42.4
8	Bojorquez	CLE	P	75	3747	84	50.0	6	0	11	11	31	451	36	42.3
9	Dixon	DEN	P	66	3115	65	47.2	5	0	9	7	26	226	30	42.3
10	Scott	LAC	P	66	3098	67	46.9	4	0	7	9	27	253	27	41.9
11	Araiza	KC	P	50	2423	67	48.5	6	0	6	0	22	227	19	41.5
12	Morstead	NYJ	P	56	2672	75	47.7	7	0	4	6	26	222	17	41.3
13	Baringer	NE	P	60	3022	75	50.4	8	0	5	3	30	388	26	41.2
14	Martin	BUF	P	43	2052	65	47.7	4	1	5	5	18	162	21	41.1
15	Bailey	MIA	P	44	2113	64	48.0	3	1	3	13	18	202	18	41.1
16	Stonehouse	TEN	P	61	3102	75	50.9	5	2	2	3	42	619	18	37.8

2024 NATIONAL FOOTBALL LEAGUE

2024 NATIONAL FOOTBALL LEAGUE

AFC PUNT RETURN LEADERS

RANK	PLAYER	TEAM	POS	RET	FC	YDS	AVG	LONG	TD
1	Mims	DEN	WR	26	17	408	15.7	61	0
2	M. Jones	NE	CB	26	8	386	14.8	62	0
3	Austin	PIT	WR	23	14	259	11.3	73t	1
4	*Codrington	BUF	DB	25	6	281	11.2	29	0
5	Hardman	KC	WR	20	9	203	10.2	55	0
6	Gipson	NYJ	WR	28	15	230	8.2	40	0
7	*Jackson	TEN	WR	28	7	215	7.7	20	0

2024 NATIONAL FOOTBALL LEAGUE

AFC KICKOFF RETURN LEADERS

RANK	PLAYER	TEAM	POS	RET	YDS	AVG	LONG	TD
1	Davis	LAC	WR	18	507	28.2	56	0

2024 NATIONAL FOOTBALL LEAGUE

2024 NATIONAL FOOTBALL LEAGUE

AFC INTERCEPTION LEADERS

RANK	PLAYER	TEAM	POS	INT	YARDS	AVG	LONG	TD
1t	*Bullock	HOU	SAF	5	96	19.2	68	0
1t	Humphrey	BAL	CB	5	0	0.0	0	0
1t	Jackson	PIT	CB	5	88	17.6	49	0
1t	Stingley	HOU	CB	5	48	9.6	31	0
5t	Hooker	TEN	SAF	4	49	12.3	30	0
5t	*Still	LAC	DB	4	85	21.3	61t	1
5t	Surtain	DEN	CB	4	132	33.0	100t	1
8t	*Bishop	PIT	CB	3	46	15.3	41	0
8t	Cross	IND	SAF	3	25	8.3	20	0
8t	B. Jones	DEN	SAF	3	74	24.7	37	0
8t	*Lassiter	HOU	CB	3	9	3.0	9	0
8t	Molden	LAC	CB	3	28	9.3	25	0
8t	Stone	CIN	SAF	3	88	29.3	49	1
8t	Taylor-Britt	CIN	CB	3	79	26.3	51t	1
15t	Barton	DEN	LB	2	71	35.5	56	0
15t	Bernard	BUF	LB	2	1	0.5	1	0
15t	Blackmon	IND	SAF	2	17	8.5	17	0
15t	Conner	KC	DB	2	32	16.0	29	0
15t	Cook	KC	FS	2	0	0.0	0	0
15t	Echols	NYJ	CB	2	0	0.0	0	0
15t	Franklin	IND	OLB	2	4	2.0	4	0
15t	Gonzalez	NE	CB	2	2	1.0	2	0
15t	Hamlin	BUF	SS	2	19	9.5	19	0
15t	*Hicks	KC	SAF	2	47	23.5	47	0
15t	Ingram	BUF	DB	2	56	28.0	31t	1
15t	A. Johnson	BUF	NT	2	9	4.5	5	0
15t	Ta. Johnson	BUF	CB	2	23	11.5	23t	1
15t	Jones	LV	CB	2	53	26.5	29t	1
15t	Jones	IND	DB	2	5	2.5	5	0
15t	McMillian	DEN	CB	2	44	22.0	44t	1
15t	Moehrig	LV	SAF	2	28	14.0	16	0
15t	Ramsey	MIA	CB	2	7	3.5	7	0
15t	Rapp	BUF	FS	2	5	2.5	5	0
15t	Ward	CLE	CB	2	0	0.0	0	0
15t	Ward	HOU	SAF	2	67	33.5	65t	1
15t	A. Washington	BAL	SAF	2	33	16.5	32	0
37t	Awuzie	TEN	CB	1	8	8.0	8	0
37t	Bell	CIN	SS	1	32	32.0	32	0
37t	Benford	BUF	CB	1	6	6.0	6	0
37t	Benton	PIT	DT	1	11	11.0	11	0
37t	Bolton	KC	LB	1	0	0.0	0	0
37t	Bonitto	DEN	LB	1	71	71.0	71t	1
37t	Brown	JAX	CB	1	0	0.0	0	0
37t	*Brownlee	TEN	DB	1	2	2.0	2	0
37t	Chaisson	LV	DE	1	0	0.0	0	0
37t	Cisco	JAX	FS	1	22	22.0	22	0
37t	Davis-Gaither	CIN	LB	1	12	12.0	12	0
37t	Dodson	SEA-MIA	LB	1	0	0.0	0	0
37t	Dupree	LAC	OLB	1	0	0.0	0	0
37t	D. Elliott	PIT	DB	1	0	0.0	0	0
37t	Elliss	NE	LB	1	6	6.0	6	0
37t	Ford	LAC	DT	1	3	3.0	3	0
37t	Fulton	LAC	CB	1	29	29.0	29	0
37t	Gardner	NYJ	CB	1	0	0.0	0	0
37t	Gifford	TEN	LB	1	0	0.0	0	0

2024 NATIONAL FOOTBALL LEAGUE

AFC INTERCEPTION LEADERS

RANK	PLAYER	TEAM	POS	INT	YARDS	AVG	LONG	TD
37t	Gilman	LAC	SAF	1	18	18.0	18	0
37t	Hewitt	HOU	LB	1	45	45.0	45	0
37t	Hilton	CIN	CB	1	0	0.0	0	0
37t	Hobbs	LV	CB	1	35	35.0	35	0
37t	Hubbard	CIN	DE	1	0	0.0	0	0
37t	James	LAC	FS	1	2	2.0	2	0
37t	*J. Jones	JAX	CB	1	0	0.0	0	0
37t	M. Jones	NE	CB	1	35	35.0	35	0
37t	Kazee	PIT	SS	1	5	5.0	5	0
37t	Kohou	MIA	CB	1	2	2.0	2	0
37t	Maye	MIA-LAC	FS	1	0	0.0	0	0
37t	McDuffie	KC	CB	1	0	0.0	0	0
37t	Mills	NYJ	CB	1	0	0.0	0	0
37t	Moore	IND	CB	1	12	12.0	12	0
37t	Moss	DEN	CB	1	0	0.0	0	0
37t	Murray	HOU	SS	1	0	0.0	0	0
37t	Murray	TEN	LB	1	6	6.0	6	0
37t	Newsome	CLE	CB	1	-2	-2.0	-2	0
37t	*Newton	CIN	CB	1	12	12.0	12	0
37t	Ogbah	MIA	OLB	1	0	0.0	0	0
37t	Oluokun	JAX	LB	1	0	0.0	0	0
37t	Owusu-Koramoah	CLE	LB	1	0	0.0	0	0
37t	Peppers	NE	FS	1	0	0.0	0	0
37t	Pierre	PIT	CB	1	18	18.0	18	0
37t	Pitre	HOU	SAF	1	10	10.0	10	0
37t	Porter	PIT	CB	1	16	16.0	16	0
37t	Pratt	CIN	LB	1	24	24.0	24	0
37t	Reese	TEN	LB	1	2	2.0	2	0
37t	Reid	KC	SS	1	8	8.0	8	0
37t	*Roland-Wallace	KC	CB	1	0	0.0	0	0
37t	Savage	JAX	SAF	1	16	16.0	16	0
37t	Sieler	MIA	DE	1	0	0.0	0	0
37t	Singleton	DEN	LB	1	21	21.0	21	0
37t	Smith	BAL	ILB	1	0	0.0	0	0
37t	E. Speed	IND	LB	1	12	12.0	12	0
37t	Spillane	LV	LB	1	0	0.0	0	0
37t	Tart	LAC	DT	1	4	4.0	4	0
37t	Tavai	NE	OLB	1	0	0.0	0	0
37t	To'oTo'o	HOU	LB	1	0	0.0	0	0
37t	Trice	PIT	CB	1	0	0.0	0	0
37t	Walker	MIA	MLB	1	5	5.0	5	0
37t	*P. Wilson	PIT	LB	1	0	0.0	0	0
37t	Womack	IND	CB	1	0	0.0	0	0
37t	Worley	TEN	CB	1	0	0.0	0	0

2024 NATIONAL FOOTBALL LEAGUE

AFC SACK LEADERS

RANK	PLAYER	TEAM	POS	SACKS
1	Hendrickson	CIN	DE	12.5
2	Hunter	HOU	DE	12.0
3t	Bonitto	DEN	LB	11.5
3t	Watt	PIT	OLB	11.5
5	Garrett	CLE	DE	11.0
6	Anderson	HOU	DE	10.5
7	McDonald	NYJ	DE	10.0
8	Van Noy	BAL	MLB	9.0
9	Walker	JAX	DE	8.5
10t	Cooper	DEN	LB	8.0
10t	Ca. Heyward	PIT	DT	8.0
10t	Landry	TEN	LB	8.0
10t	Oweh	BAL	LB	8.0
14t	Crosby	LV	DE	7.5
14t	Rousseau	BUF	DE	7.5
14t	Sieler	MIA	DE	7.5
14t	Tuipulotu	LAC	LB	7.5
18t	Hines-Allen	JAX	DE	7.0
18t	Karlaftis	KC	DE	7.0
20t	Buckner	IND	DT	6.5
20t	Key	TEN	LB	6.5
22t	Paye	IND	DE	6.0
22t	Quin. Williams	NYJ	NT	6.0
24t	Franklin-Myers	DEN	DE	5.5
24t	Wharton	KC	DT	5.5
26t	Allen	DEN	DE	5.0
26t	Dupree	LAC	OLB	5.0
26t	*Elliss	DEN	LB	5.0
26t	Epenesa	BUF	DE	5.0
26t	Highsmith	PIT	LB	5.0
26t	Ch. Jones	KC	DT	5.0
26t	Mack	LAC	OLB	5.0
26t	Madubuike	BAL	DT	5.0
26t	*Robinson	MIA	LB	5.0
26t	Settle	HOU	DT	5.0
26t	White	NE	DE	5.0
26t	Wise	NE	DE	5.0
38t	Clemons	NYJ	DE	4.5
38t	Ni. Herbig	PIT	LB	4.5
40t	Barnett	HOU	DE	4.0
40t	Bosa	LAC	LB	4.0
40t	C. Campbell	MIA	DE	4.0
40t	*Latu	IND	DE	4.0
40t	Miller	BUF	OLB	4.0
40t	Simmons	TEN	DT	4.0
46t	Fox	LAC	DE	3.5
46t	James	LAC	FS	3.5
46t	Kinlaw	NYJ	DE	3.5
46t	Murray	TEN	LB	3.5
46t	Ogbah	MIA	OLB	3.5
46t	Robinson	BAL	LB	3.5
46t	Smith	GB-PIT	DE	3.5
46t	Stewart	IND	DT	3.5
46t	Thomas	NYJ	DE	3.5

2024 NATIONAL FOOTBALL LEAGUE

AFC LEADERS IN FUMBLE RECOVERIES

RANK	PLAYER	TEAM	POS	TOTAL	OWN TEAM	OPP TEAM
1	Richardson	IND	QB	6	6	0
2	L. Jackson	BAL	QB	5	5	0
3	Stevenson	NE	RB	4	4	0
4t	D. Elliott	PIT	DB	3	0	3
4t	Fields	PIT	QB	3	3	0
4t	Herbert	LAC	QB	3	3	0
4t	Levis	TEN	QB	3	3	0
4t	*Maye	NE	QB	3	3	0
4t	Rodgers	NYJ	QB	3	3	0
4t	Winston	CLE	QB	3	3	0
11t	Bitonio	CLE	OG	2	2	0
11t	Brissett	NE	QB	2	2	0
11t	Brooks	MIA	ILB	2	0	2
11t	Burrow	CIN	QB	2	2	0
11t	Conklin	NYJ	TE	2	2	0
11t	Davis	LAC	WR	2	2	0
11t	Edwards	HOU	DE	2	0	2
11t	Ni. Herbig	PIT	LB	2	0	2
11t	*Jackson	TEN	WR	2	2	0
11t	M. Jones	NE	CB	2	1	1
11t	Lammons	IND	DB	2	0	2
11t	*Latham	TEN	OT	2	2	0
11t	Molden	LAC	CB	2	0	2
11t	*Nix	DEN	QB	2	2	0
11t	*Njongmeta	CIN	LB	2	0	2
11t	Perine	KC	RB	2	1	1
11t	Pratt	CIN	LB	2	0	2
11t	Rudolph	TEN	QB	2	2	0
11t	Simmons	TEN	DT	2	0	2
11t	Skowronek	PIT	WR	2	0	2
11t	Tranquill	KC	LB	2	0	2
11t	Warren	PIT	RB	2	2	0
11t	Watt	PIT	OLB	2	0	2
11t	Williams	BUF	LB	2	0	2
11t	Quin. Williams	NYJ	OLB	2	0	2
11t	L. Wilson	CIN	LB	2	0	2
11t	*P. Wilson	PIT	LB	2	0	2

2024 NATIONAL FOOTBALL LEAGUE

AFC LEADERS IN RECOVERIES OF FUMBLES BY OWN TEAM

RANK	PLAYER	TEAM	POS	REC	YARDS	AVG	LONG	TD
1	Richardson	IND	QB	6	0	0.0	0t	0
2	L. Jackson	BAL	QB	5	-7	-1.4	0t	0
3	Stevenson	NE	RB	4	0	0.0	0t	0
4t	Fields	PIT	QB	3	0	0.0	0t	0
4t	Herbert	LAC	QB	3	0	0.0	0t	0
4t	Levis	TEN	QB	3	0	0.0	0t	0
4t	*Maye	NE	QB	3	0	0.0	0t	0
4t	Rodgers	NYJ	QB	3	0	0.0	0t	0
4t	Winston	CLE	QB	3	0	0.0	0t	0
10t	Bitonio	CLE	OG	2	0	0.0	0t	0
10t	Brissett	NE	QB	2	0	0.0	0t	0
10t	Burrow	CIN	QB	2	0	0.0	0t	0
10t	Conklin	NYJ	TE	2	-3	-1.5	0t	0
10t	Davis	LAC	WR	2	0	0.0	0t	0
10t	*Jackson	TEN	WR	2	0	0.0	0t	0
10t	*Latham	TEN	OT	2	4	2.0	4	0
10t	*Nix	DEN	QB	2	0	0.0	0t	0
10t	Rudolph	TEN	QB	2	0	0.0	0t	0
10t	Warren	PIT	RB	2	0	0.0	0t	0
20t	Abdullah	LV	RB	1	0	0.0	0t	0
20t	Akins	CLE	TE	1	0	0.0	0t	0
20t	Allen	BUF	QB	1	0	0.0	0t	0
20t	Anderson	BUF	OT	1	0	0.0	0t	0
20t	Armstead	MIA	OT	1	0	0.0	0t	0
20t	Bigsby	JAX	RB	1	0	0.0	0t	0
20t	*Bortolini	IND	C	1	0	0.0	0t	0
20t	Bourne	NE	WR	1	3	3.0	3	0
20t	Brewer	MIA	C	1	0	0.0	0t	0
20t	*Codrington	BUF	DB	1	0	0.0	0t	0
20t	Cushenberry	TEN	C	1	0	0.0	0t	0
20t	Downs	IND	WR	1	0	0.0	0t	0
20t	Edwards	LAC	RB	1	0	0.0	0t	0
20t	Etienne	JAX	RB	1	0	0.0	0t	0
20t	*Fisher	HOU	OT	1	0	0.0	0t	0
20t	Foreman	CLE	RB	1	0	0.0	0t	0
20t	Freiermuth	PIT	TE	1	0	0.0	0t	0
20t	Gibson	NE	RB	1	0	0.0	0t	0
20t	Hall	NYJ	RB	1	0	0.0	0t	0
20t	Herbert	CHI-CIN	RB	1	0	0.0	0t	0
20t	Hooper	NE	TE	1	0	0.0	0t	0
20t	Howard	HOU	OT	1	0	0.0	0t	0
20t	Hudson	CIN	TE	1	0	0.0	0t	0
20t	Humphrey	DEN	WR	1	0	0.0	0t	0
20t	Ingold	MIA	FB	1	0	0.0	0t	0
20t	A. Jackson	MIA	OT	1	0	0.0	0t	0
20t	D. Johnson	JAX	RB	1	0	0.0	0t	0
20t	Ty Johnson	BUF	RB	1	0	0.0	0t	0
20t	M. Jones	JAX	QB	1	0	0.0	0t	0
20t	M. Jones	NE	CB	1	0	0.0	0t	0
20t	R. Jones	MIA	G	1	0	0.0	0t	0
20t	Lamm	MIA	OT	1	0	0.0	0t	0
20t	Lawrence	JAX	QB	1	0	0.0	0t	0
20t	Mahomes	KC	QB	1	0	0.0	0t	0
20t	Mekari	BAL	OT	1	0	0.0	0t	0
20t	Miller	LV	OT	1	0	0.0	0t	0

2024 NATIONAL FOOTBALL LEAGUE

AFC LEADERS IN RECOVERIES OF FUMBLES BY OWN TEAM

RANK	PLAYER	TEAM	POS	REC	YARDS	AVG	LONG	TD
20t	Minshew	LV	QB	1	0	0.0	0t	0
20t	Morse	JAX	C	1	0	0.0	0t	0
20t	Moss	CIN	RB	1	0	0.0	0t	0
20t	Otomewo	JAX	DE	1	0	0.0	0t	0
20t	Perine	KC	RB	1	7	7.0	7	0
20t	Pollard	TEN	RB	1	0	0.0	0t	0
20t	Quarterman	CAR-LAC	LB	1	0	0.0	0t	0
20t	Ricard	BAL	FB-DE	1	0	0.0	0t	1
20t	Ridder	ARI-LV	QB	1	0	0.0	0t	0
20t	Sanders	MIA	K	1	-1	-1.0	-1	0
20t	Scott	LAC	P	1	0	0.0	0t	0
20t	Jo. Simpson	NYJ	OG	1	0	0.0	0t	0
20t	Slater	LAC	OT	1	0	0.0	0t	0
20t	Smith	GB-PIT	DE	1	1	1.0	1	0
20t	Stanley	BAL	OT	1	0	0.0	0t	0
20t	Stroud	HOU	QB	1	0	0.0	0t	0
20t	Tagovailoa	MIA	QB	1	0	0.0	0t	0
20t	Taylor	IND	RB	1	0	0.0	0t	0
20t	Torrence	BUF	OG	1	0	0.0	0t	0
20t	Trautman	DEN	TE	1	2	2.0	2	0
20t	Wallace	BAL	WR	1	0	0.0	0t	0
20t	Washington	JAX	WR	1	0	0.0	0t	0
20t	D. Watson	CLE	QB	1	0	0.0	0t	0
20t	*Williams	TEN	LB	1	0	0.0	0t	0
20t	Wilson	MIA	RB	1	0	0.0	0t	0
20t	Ru. Wilson	PIT	QB	1	0	0.0	0t	0
20t	*Worthy	KC	WR	1	0	0.0	0t	0

2024 NATIONAL FOOTBALL LEAGUE

AFC LEADERS IN RECOVERIES OF FUMBLES BY OPPOSING TEAM

RANK	PLAYER	TEAM	POS	REC	YARDS	AVG	LONG	TD
1	D. Elliott	PIT	DB	3	10	3.3	10	0
2t	Brooks	MIA	ILB	2	23	11.5	12	0
2t	Edwards	HOU	DE	2	0	0.0	0t	0
2t	Ni. Herbig	PIT	LB	2	0	0.0	0t	0
2t	Lammons	IND	DB	2	3	1.5	3	0
2t	Molden	LAC	CB	2	0	0.0	0t	0
2t	*Njongmeta	CIN	LB	2	0	0.0	0t	0
2t	Pratt	CIN	LB	2	9	4.5	9	0
2t	Simmons	TEN	DT	2	0	0.0	0t	0
2t	Skowronek	PIT	WR	2	0	0.0	0t	0
2t	Tranquill	KC	LB	2	3	1.5	3	0
2t	Watt	PIT	OLB	2	0	0.0	0t	0
2t	Williams	BUF	LB	2	0	0.0	0t	0
2t	Quin. Williams	NYJ	OLB	2	15	7.5	15	0
2t	L. Wilson	CIN	LB	2	10	5.0	10	0
2t	*P. Wilson	PIT	LB	2	22	11.0	21t	1
17t	Anderson	HOU	DE	1	0	0.0	0t	0
17t	Anudike-Uzomah	KC	DE	1	0	0.0	0t	0
17t	J. Baker	SEA-TEN	OLB	1	0	0.0	0t	0
17t	Barnett	HOU	DE	1	28	28.0	28t	1
17t	Barton	DEN	LB	1	52	52.0	52t	1
17t	Battle	CIN	SAF	1	60	60.0	60	0
17t	Benford	BUF	CB	1	43	43.0	43	0
17t	Benton	PIT	DT	1	0	0.0	0t	0
17t	Bernard	BUF	LB	1	0	0.0	0t	0
17t	*Bishop	PIT	CB	1	0	0.0	0t	0
17t	Blackmon	IND	SAF	1	0	0.0	0t	0
17t	Bolden	NE	CB	1	0	0.0	0t	0
17t	Bolton	KC	LB	1	0	0.0	0t	0
17t	Bonitto	DEN	LB	1	50	50.0	50t	1
17t	Boyd	HOU	DB	1	0	0.0	0t	0
17t	Bryan	IND	DT	1	0	0.0	0t	0
17t	*Bullock	HOU	SAF	1	0	0.0	0t	0
17t	Carlson	SF-NYJ	K	1	0	0.0	0t	0
17t	Carter	NYJ	CB	1	7	7.0	7	0
17t	Chestnut	TEN	RB	1	0	0.0	0t	0
17t	Clark	NYJ	FS	1	0	0.0	0t	0
17t	Conner	KC	DB	1	38	38.0	38t	1
17t	Delpit	CLE	SAF	1	0	0.0	0t	0
17t	Echols	NYJ	CB	1	0	0.0	0t	0
17t	Elam	BUF	CB	1	0	0.0	0t	0
17t	Elliss	NE	LB	1	0	0.0	0t	0
17t	Emerson	CLE	CB	1	2	2.0	2	0
17t	Fuller	MIA	CB	1	1	1.0	1	0
17t	Garrett	CLE	DE	1	0	0.0	0t	0
17t	Gonzalez	NE	CB	1	63	63.0	63t	1
17t	Hamilton	BAL	SAF	1	8	8.0	8	0
17t	Hamlin	BUF	SS	1	0	0.0	0t	0
17t	Hawkins	NE	SAF	1	0	0.0	0t	0
17t	Hickman	CLE	SAF	1	0	0.0	0t	0
17t	Hines-Allen	JAX	DE	1	13	13.0	13	0
17t	Hollins	BUF	WR	1	0	0.0	0t	0
17t	Jackson	PIT	CB	1	-1	-1.0	-1	0
17t	B. Jones	DEN	SAF	1	34	34.0	34	0
17t	D. Jones	DEN	DT	1	0	0.0	0t	0

2024 NATIONAL FOOTBALL LEAGUE

AFC LEADERS IN RECOVERIES OF FUMBLES BY OPPOSING TEAM

RANK	PLAYER	TEAM	POS	REC	YARDS	AVG	LONG	TD
17t	M. Jones	NE	CB	1	17	17.0	17	0
17t	Key	TEN	LB	1	0	0.0	0t	0
17t	Kinlaw	NYJ	DE	1	4	4.0	4	0
17t	Kohou	MIA	CB	1	0	0.0	0t	0
17t	*Latu	IND	DE	1	0	0.0	0t	0
17t	Mack	LAC	OLB	1	22	22.0	22	0
17t	McDonald	NYJ	DE	1	0	0.0	0t	0
17t	McLeod	CLE	FS	1	25	25.0	25t	1
17t	Milano	BUF	OLB	1	0	0.0	0t	0
17t	Moehrig	LV	SAF	1	0	0.0	0t	0
17t	Moore	IND	CB	1	38	38.0	38t	1
17t	Moss	DEN	CB	1	0	0.0	0t	0
17t	Odeyingbo	IND	DE	1	0	0.0	0t	0
17t	Olubi	IND	LB	1	18	18.0	18	0
17t	Perine	KC	RB	1	0	0.0	0t	0
17t	Queen	PIT	LB	1	0	0.0	0t	0
17t	*Reid	CLE	LB	1	0	0.0	0t	0
17t	Roach	DEN	DT	1	0	0.0	0t	0
17t	Rousseau	BUF	DE	1	0	0.0	0t	0
17t	Settle	HOU	DT	1	2	2.0	2	0
17t	Sieler	MIA	DE	1	0	0.0	0t	0
17t	Simpson	BAL	LB	1	0	0.0	0t	0
17t	Skinner	DEN	SAF	1	0	0.0	0t	0
17t	Smith	BAL	ILB	1	0	0.0	0t	0
17t	Spector	BUF	LB	1	0	0.0	0t	0
17t	Stewart	IND	DT	1	0	0.0	0t	0
17t	Stewart	HOU	SAF	1	0	0.0	0t	0
17t	Stone	CIN	SAF	1	6	6.0	6	0
17t	*Sweat	TEN	DT	1	30	30.0	30	0
17t	Tart	LAC	DT	1	0	0.0	0t	0
17t	Taylor	LAC	CB	1	0	0.0	0t	0
17t	D. Thomas	JAX	SAF	1	0	0.0	0t	0
17t	Toohill	BUF	DE	1	0	0.0	0t	0
17t	Virgil	BUF	WR	1	0	0.0	0t	0
17t	Walker	JAX	DE	1	35	35.0	35t	1
17t	Ward	CLE	CB	1	0	0.0	0t	0
17t	M. Williams	BAL	FS	1	0	0.0	0t	0

2024 NATIONAL FOOTBALL LEAGUE

NFC LEADING PASSERS

RANK	PLAYER	TEAM	ATT	COMP	COMP%	YDS	YPA	TD	TD%	LONG	INT	INT%	RATING
1	Goff	DET	440	314	71.4%	3759	8.54	30	6.8%	70t	10	2.3%	110.4
2	Darnold	MIN	386	264	68.4%	3299	8.55	28	7.3%	97t	10	2.6%	108.1
3	Hurts	PHI	357	247	69.2%	2892	8.10	18	5.0%	67t	5	1.4%	104.5
4	Mayfield	TB	463	328	70.8%	3617	7.81	32	6.9%	57t	14	3.0%	104.1
5	*Daniels	WAS	393	277	70.5%	3045	7.75	17	4.3%	86t	6	1.5%	101.2
6	Carr	NO	279	189	67.7%	2145	7.69	15	5.4%	71t	5	1.8%	101.0
7	Love	GB	355	226	63.7%	2953	8.32	23	6.5%	70t	11	3.1%	98.5
8	Stafford	LAR	466	309	66.3%	3463	7.43	19	4.1%	69t	7	1.5%	95.6
9	Purdy	SF	380	247	65.0%	3174	8.35	15	3.9%	76t	9	2.4%	94.3
10	K. Murray	ARI	426	294	69.0%	3086	7.24	15	3.5%	60t	8	1.9%	93.7
11	G. Smith	SEA	485	339	69.9%	3623	7.47	14	2.9%	71t	13	2.7%	89.9
12	Cousins	ATL	436	292	67.0%	3396	7.79	17	3.9%	60	15	3.4%	89.0
13	*Ca. Williams	CHI	434	270	62.2%	2746	6.33	16	3.7%	47	5	1.2%	87.8
14	Prescott	DAL	286	185	64.7%	1978	6.92	11	3.8%	65t	8	2.8%	86.0
15	D. Jones	NYG-MIN	341	216	63.3%	2070	6.07	8	2.3%	43	7	2.1%	79.4
16	Young	CAR	296	177	59.8%	1791	6.05	8	2.7%	83t	9	3.0%	73.5

2024 NATIONAL FOOTBALL LEAGUE

NFC LEADING PASSERS, RANKS

PLAYER	TEAM	ATT	COMP	COMP%	YDS	YPA	TD	TD%	INT	INT%	RATING
Goff	DET	4	3	1	1	2	2	3	11t	8	1
Darnold	MIN	9	9	7	6	1	3	1	11t	10	2
Hurts	PHI	11	10t	5	11	5	6	6	1t	2	3
Mayfield	TB	3	2	2	3	6	1	2	15	13	4
*Daniels	WAS	8	7	3	9	8	7t	7	4	4	5
Carr	NO	16	14	8	13	9	10t	5	1t	5	6
Love	GB	12	12	13	10	4	4	4	13	15	7
Stafford	LAR	2	4	10	4	11	5	8	5t	3	8
Purdy	SF	10	10t	11	7	3	10t	9	9t	9	9
K. Murray	ARI	7	5	6	8	12	10t	13	7t	6	10
G. Smith	SEA	1	1	4	2	10	13	14	14	11	11
Cousins	ATL	5	6	9	5	7	7t	10	16	16	12
*Ca. Williams	CHI	6	8	15	12	14	9	12	1t	1	13
Prescott	DAL	15	15	12	15	13	14	11	7t	12	14
D. Jones	NYG-MIN	13	13	14	14	15	16t	16	5t	7	15
Young	CAR	14	16	16	16	16	16t	15	9t	14	16

2024 NATIONAL FOOTBALL LEAGUE

NFC FOURTH-QUARTER PASSING LEADERS

RANK	PLAYER	TEAM	ATT	COMP	COMP%	YDS	YPA	TD	TD%	INT	INT%	RATING
1	*Daniels	WAS	113	82	72.6%	942	8.34	8	7.1%	2	1.8%	113.5
2	Mayfield	TB	119	84	70.6%	882	7.41	9	7.6%	1	0.8%	113.5
3	Love	GB	85	53	62.4%	796	9.36	5	5.9%	1	1.2%	107.8
4	Stafford	LAR	127	86	67.7%	984	7.75	7	5.5%	1	0.8%	105.9
5	Hurts	PHI	74	54	73.0%	674	9.11	3	4.1%	2	2.7%	103.1
6	Goff	DET	119	80	67.2%	892	7.50	7	5.9%	2	1.7%	101.9
7	*Ca. Williams	CHI	131	87	66.4%	846	6.46	8	6.1%	1	0.8%	101.5
8	Darnold	MIN	88	52	59.1%	726	8.25	5	5.7%	2	2.3%	95.2
9	Carr	NO	63	38	60.3%	405	6.43	5	7.9%	2	3.2%	92.4
10	Purdy	SF	90	63	70.0%	751	8.34	3	3.3%	4	4.4%	87.8
11	Prescott	DAL	75	41	54.7%	486	6.48	6	8.0%	3	4.0%	84.6
12	K. Murray	ARI	119	80	67.2%	859	7.22	1	0.8%	2	1.7%	84.0
13	G. Smith	SEA	142	97	68.3%	911	6.42	4	2.8%	5	3.5%	80.5
14	Rush	DAL	79	43	54.4%	368	4.66	2	2.5%	1	1.3%	70.0
15	Young	CAR	105	59	56.2%	551	5.25	2	1.9%	3	2.9%	65.2
16	D. Jones	NYG-MIN	119	68	57.1%	606	5.09	2	1.7%	4	3.4%	62.5
17	Lock	NYG	43	23	53.5%	247	5.74	0	0.0%	1	2.3%	60.9
18	*Rattler	NO	44	25	56.8%	200	4.55	1	2.3%	2	4.5%	57.0
19	Cousins	ATL	116	71	61.2%	720	6.21	2	1.7%	8	6.9%	56.0

2024 NATIONAL FOOTBALL LEAGUE

NFC THIRD-DOWN PASSING LEADERS

RANK	PLAYER	TEAM	ATT	COMP	COMP%	YDS	YPA	TD	TD%	INT	INT%	RATING
1	Goff	DET	103	70	68.0%	889	8.63	10	9.7%	0	0.0%	127.0
2	Carr	NO	79	51	64.6%	639	8.09	6	7.6%	1	1.3%	109.6
3	Mayfield	TB	115	76	66.1%	962	8.37	9	7.8%	5	4.3%	100.0
4	Cousins	ATL	107	67	62.6%	807	7.54	5	4.7%	1	0.9%	97.4
5	Darnold	MIN	105	61	58.1%	787	7.50	8	7.6%	3	2.9%	95.2
6	*Daniels	WAS	103	61	59.2%	770	7.48	5	4.9%	1	1.0%	94.7
7	Purdy	SF	106	62	58.5%	724	6.83	7	6.6%	2	1.9%	93.4
8	Hurts	PHI	95	59	62.1%	782	8.23	5	5.3%	3	3.2%	92.5
9	K. Murray	ARI	90	55	61.1%	618	6.87	4	4.4%	1	1.1%	91.8
10	Love	GB	88	44	50.0%	539	6.13	10	11.4%	4	4.5%	88.2
11	D. Jones	NYG-MIN	92	59	64.1%	586	6.37	3	3.3%	2	2.2%	83.9
12	Prescott	DAL	68	41	60.3%	525	7.72	2	2.9%	2	2.9%	82.0
13	Stafford	LAR	104	57	54.8%	606	5.83	4	3.8%	3	2.9%	72.8
14	*Ca. Williams	CHI	115	63	54.8%	640	5.57	4	3.5%	3	2.6%	71.6
15	G. Smith	SEA	118	75	63.6%	876	7.42	3	2.5%	7	5.9%	69.7
16	Young	CAR	85	46	54.1%	518	6.09	3	3.5%	4	4.7%	64.7

2024 NATIONAL FOOTBALL LEAGUE

NFC LEADING RUSHERS

RANK	PLAYER	TEAM	ATT	YDS	AVG	LONG	TD
1	Barkley	PHI	285	1688	5.9	72t	11
2	Jacobs	GB	265	1147	4.3	38t	12
3	K. Williams	LAR	280	1121	4.0	30	12
4	Gibbs	DET	186	1047	5.6	70t	11
5	Hubbard	CAR	225	1043	4.6	38t	8
6	Robinson	ATL	215	977	4.5	37t	8
7	Conner	ARI	217	973	4.5	53	7
8	Kamara	NO	228	950	4.2	24	6
9	A. Jones	MIN	197	893	4.5	41	4
10	Dowdle	DAL	177	880	5.0	27	1
11	*Irving	TB	152	852	5.6	56	6
12	Mason	SF	153	789	5.2	38	3
13	Montgomery	DET	185	775	4.2	21	12
14	Swift	CHI	193	742	3.8	56t	5
15	Robinson	WAS	159	705	4.4	40t	8
16	*Tracy	NYG	151	695	4.6	45t	5
17	*Daniels (QB)	WAS	119	656	5.5	46	6
18	Hurts (QB)	PHI	147	589	4.0	35	14
19	White	TB	135	573	4.2	56	3
20	Walker	SEA	145	542	3.7	28	7
21	Allgeier	ATL	102	508	5.0	25	3
22	K. Murray (QB)	ARI	63	455	7.2	50t	4
23	Charbonnet	SEA	105	454	4.3	51t	8
24	*Ca. Williams (QB)	CHI	63	405	6.4	24	0
25	Singletary	NYG	97	382	3.9	43	4
26	*Guerendo	SF	73	381	5.2	76	4
27	Ekeler	WAS	74	355	4.8	50	4
28	Em. Wilson	GB	72	348	4.8	19	1
29	Akers	HOU-MIN	81	334	4.1	25	1
30	*Benson	ARI	63	291	4.6	20	1
31	Purdy (QB)	SF	59	285	4.8	16	4
32	Hill (TE)	NO	39	278	7.1	75t	6
33	Mayfield (QB)	TB	47	266	5.7	21	3
34t	Gainwell	PHI	57	265	4.6	20	1
34t	D. Jones (QB)	NYG-MIN	67	265	4.0	24	2
36t	McNichols	WAS	52	253	4.9	28	4
36t	Tucker	TB	40	253	6.3	36	2
38	G. Smith (QB)	SEA	47	231	4.9	34t	2
39t	Demercado	ARI	24	223	9.3	53t	1
39t	Elliott	DAL	70	223	3.2	11	2
41	McCaffrey	SF	50	202	4.0	19	0
42	Darnold (QB)	MIN	56	194	3.5	19	1
43	*Corum	LAR	48	187	3.9	12	0
44	Chandler	MIN	50	171	3.4	25	0
45	Reed (WR)	GB	16	155	9.7	33t	1
46	Rodriguez	WAS	27	152	5.6	25	1
47	Young (QB)	CAR	31	149	4.8	24	3
48t	R. Johnson	CHI	48	139	2.9	9	6
48t	M. Sanders	CAR	38	139	3.7	26	1
50	Willis (QB)	GB	16	137	8.6	29	1

2024 NATIONAL FOOTBALL LEAGUE

NFC THIRD-AND-ONE RUSHING LEADERS

RANK	PLAYER	TEAM	ATT	FD	PCT
1t	D. Jones (QB)	NYG-MIN	8	8	100.0%
1t	Darnold (QB)	MIN	7	7	100.0%
1t	Charbonnet	SEA	6	6	100.0%
1t	*Daniels (QB)	WAS	6	6	100.0%
1t	R. Johnson	CHI	4	4	100.0%
1t	Swift	CHI	4	4	100.0%
7	K. Williams	LAR	12	11	91.7%
8	Robinson	ATL	7	6	85.7%
9t	Hubbard	CAR	10	8	80.0%
9t	Robinson	WAS	10	8	80.0%
9t	Elliott	DAL	5	4	80.0%
9t	Purdy (QB)	SF	5	4	80.0%
13	Conner	ARI	9	7	77.8%
14	Hurts (QB)	PHI	20	15	75.0%
15	Jacobs	GB	8	5	62.5%
16	Kamara	NO	7	4	57.1%
17	Montgomery	DET	11	6	54.5%
18t	Allgeier	ATL	8	4	50.0%
18t	A. Jones	MIN	8	4	50.0%

2024 NATIONAL FOOTBALL LEAGUE

NFC LEADERS IN RECEPTIONS

RANK	PLAYER	TEAM	REC	YDS	AVG	LONG	TD
1	St. Brown	DET	95	1056	11.1	66t	10
2	Lamb	DAL	94	1089	11.6	65t	6
3	*Nabers	NYG	90	901	10.0	39	4
4	McBride (TE)	ARI	89	938	10.5	37	0
5	Smith-Njigba	SEA	85	994	11.7	46	5
6t	Jefferson	MIN	75	1170	15.6	97t	7
6t	D. London	ATL	75	866	11.5	31	6
8	Robinson	NYG	71	523	7.4	25	2
9t	McLaurin	WAS	68	969	14.3	86t	11
9t	D. Moore	CHI	68	712	10.5	44	5
9t	Kamara (RB)	NO	68	543	8.0	57t	2
12	Kupp	LAR	63	657	10.4	69t	6
13	Nacua	LAR	61	805	13.2	51	3
14	Kittle (TE)	SF	60	861	14.3	43	8
15t	Jennings	SF	59	805	13.6	45	6
15t	Otton (TE)	TB	59	600	10.2	44	4
17t	Mooney	ATL	57	873	15.3	49	5
17t	Metcalf	SEA	57	840	14.7	71t	3
19t	A. Brown	PHI	56	946	16.9	67t	5
19t	D. Smith	PHI	56	662	11.8	46	6
21	Ertz (TE)	WAS	54	526	9.7	25	4
22t	McCloud	ATL	53	574	10.8	60	1
22t	Robinson (RB)	ATL	53	401	7.6	29	1
24	Evans	TB	52	749	14.4	57t	9
25	Godwin	TB	50	576	11.5	55t	5
26	Reed	GB	49	727	14.8	70t	6
27	Ferguson (TE)	DAL	48	424	8.8	27	0
28t	*Harrison	ARI	47	687	14.6	60t	7
28t	Allen	CHI	47	471	10.0	40	5
30	*Odunze	CHI	45	585	13.0	47	3
31	Addison	MIN	44	708	16.1	69	7
32t	Samuel	SF	43	569	13.2	76t	1
32t	LaPorta (TE)	DET	43	556	12.9	52t	5
32t	White (RB)	TB	43	339	7.9	32	6
35t	Ja. Williams	DET	42	747	17.8	70t	5
35t	Lockett	SEA	42	533	12.7	37	2
35t	Kmet (TE)	CHI	42	448	10.7	31t	3
38t	Kraft (TE)	GB	41	555	13.5	67	7
38t	Mi. Wilson	ARI	41	482	11.8	41t	4
38t	*Legette	CAR	41	439	10.7	35	4
38t	Conner (RB)	ARI	41	361	8.8	44	1
42	Tolbert	DAL	40	462	11.6	48	5
43t	Gibbs (RB)	DET	39	395	10.1	54	3
43t	Hubbard (RB)	CAR	39	158	4.1	20	1
45t	Goedert (TE)	PHI	38	441	11.6	61	2
45t	*Irving (RB)	TB	38	296	7.8	32	0
45t	Walker (RB)	SEA	38	271	7.1	21	1
48t	Doubs	GB	37	523	14.1	39	4
48t	Slayton	NYG	37	520	14.1	43	1
48t	A. Jones (RB)	MIN	37	302	8.2	25	2
48t	Charbonnet (RB)	SEA	37	275	7.4	30t	1

2024 NATIONAL FOOTBALL LEAGUE

NFC RECEIVING YARDAGE LEADERS

RANK	PLAYER	TEAM	YDS	REC	AVG	LONG	TD
1	Jefferson	MIN	1170	75	15.6	97t	7
2	Lamb	DAL	1089	94	11.6	65t	6
3	St. Brown	DET	1056	95	11.1	66t	10
4	Smith-Njigba	SEA	994	85	11.7	46	5
5	McLaurin	WAS	969	68	14.3	86t	11
6	A. Brown	PHI	946	56	16.9	67t	5
7	McBride (TE)	ARI	938	89	10.5	37	0
8	*Nabers	NYG	901	90	10.0	39	4
9	Mooney	ATL	873	57	15.3	49	5
10	D. London	ATL	866	75	11.5	31	6
11	Kittle (TE)	SF	861	60	14.3	43	8
12	Metcalf	SEA	840	57	14.7	71t	3
13t	Jennings	SF	805	59	13.6	45	6
13t	Nacua	LAR	805	61	13.2	51	3
15	Evans	TB	749	52	14.4	57t	9
16	Ja. Williams	DET	747	42	17.8	70t	5
17	Reed	GB	727	49	14.8	70t	6
18	D. Moore	CHI	712	68	10.5	44	5
19	Addison	MIN	708	44	16.1	69	7
20	*Harrison	ARI	687	47	14.6	60t	7
21	D. Smith	PHI	662	56	11.8	46	6
22	Kupp	LAR	657	63	10.4	69t	6
23	Watson	GB	620	29	21.4	60	2
24	Otton (TE)	TB	600	59	10.2	44	4
25	*Odunze	CHI	585	45	13.0	47	3
26	Godwin	TB	576	50	11.5	55t	5
27	McCloud	ATL	574	53	10.8	60	1
28	Samuel	SF	569	43	13.2	76t	1
29	LaPorta (TE)	DET	556	43	12.9	52t	5
30	Kraft (TE)	GB	555	41	13.5	67	7
31	Kamara (RB)	NO	543	68	8.0	57t	2
32	Lockett	SEA	533	42	12.7	37	2
33	Ertz (TE)	WAS	526	54	9.7	25	4
34t	Doubs	GB	523	37	14.1	39	4
34t	Robinson	NYG	523	71	7.4	25	2
36	Slayton	NYG	520	37	14.1	43	1
37	Atwell	LAR	513	36	14.3	50	0
38	Pitts (TE)	ATL	508	36	14.1	52	3
39	Mi. Wilson	ARI	482	41	11.8	41t	4
40	Allen	CHI	471	47	10.0	40	5
41	Tolbert	DAL	462	40	11.6	48	5
42	N. Brown	WAS	453	35	12.9	52t	1
43	Kmet (TE)	CHI	448	42	10.7	31t	3
44	Goedert (TE)	PHI	441	38	11.6	61	2
45	*Legette	CAR	439	41	10.7	35	4
46	Robinson	LAR	433	28	15.5	46	7
47	Ferguson (TE)	DAL	424	48	8.8	27	0
48	Thielen	CAR	418	33	12.7	36	2
49	Robinson (RB)	ATL	401	53	7.6	29	1
50	Olave	NO	400	32	12.5	39	1

2024 NATIONAL FOOTBALL LEAGUE

NFC THIRD-DOWN RECEIVING LEADERS

RANK	PLAYER	TEAM	REC	YDS	AVG	LONG	TD
1	Robinson	NYG	27	224	8.3	25	1
2	St. Brown	DET	25	361	14.4	66t	4
3	Jennings	SF	22	236	10.7	31t	3
4t	*Nabers	NYG	21	263	12.5	39	2
4t	Smith-Njigba	SEA	21	259	12.3	25	1
6	Kittle (TE)	SF	20	235	11.8	41	5
7t	McLaurin	WAS	18	307	17.1	66	4
7t	Lamb	DAL	18	205	11.4	28	1
9t	Jefferson	MIN	16	291	18.2	52t	4
9t	Godwin	TB	16	197	12.3	24	0
9t	Otton (TE)	TB	16	164	10.3	29	2
12	Kupp	LAR	15	132	8.8	27	1
13t	A. Brown	PHI	14	235	16.8	28	1
13t	Mooney	ATL	14	230	16.4	49	2
13t	Metcalf	SEA	14	220	15.7	31t	1
13t	McBride (TE)	ARI	14	191	13.6	29	0
13t	D. London	ATL	14	158	11.3	20	3
18t	Slayton	NYG	13	160	12.3	36	0
18t	McCloud	ATL	13	159	12.2	27	0
18t	Nacua	LAR	13	150	11.5	21	1
18t	D. Moore	CHI	13	146	11.2	31t	2
18t	Allen	CHI	13	133	10.2	25	1
23t	Ja. Williams	DET	12	215	17.9	52t	3
23t	Reed	GB	12	154	12.8	70t	4
23t	Addison	MIN	12	130	10.8	25	1
23t	Ertz (TE)	WAS	12	116	9.7	21	1
23t	Ferguson (TE)	DAL	12	90	7.5	24	0
23t	Kmet (TE)	CHI	12	85	7.1	25	0
29t	Doubs	GB	11	201	18.3	39	3
29t	Evans	TB	11	176	16.0	35t	2
29t	Lockett	SEA	11	164	14.9	37	1
29t	*Odunze	CHI	11	159	14.5	44	1
29t	D. Smith	PHI	11	126	11.5	27	2
29t	Charbonnet (RB)	SEA	11	76	6.9	16	0
29t	M. Sanders (RB)	CAR	11	53	4.8	12	0
36t	Goedert (TE)	PHI	10	185	18.5	61	0
36t	Dortch	ARI	10	122	12.2	39	0
36t	*Legette	CAR	10	111	11.1	31	1
36t	Pitts (TE)	ATL	10	105	10.5	23	0
36t	Hockenson (TE)	MIN	10	103	10.3	34	0
36t	Parkinson (TE)	LAR	10	99	9.9	15	0
36t	White (RB)	TB	10	77	7.7	22	0
36t	Kamara (RB)	NO	10	71	7.1	20	0
44t	Thielen	CAR	9	131	14.6	36	0
44t	Samuel	SF	9	127	14.1	47	0
44t	Robinson (RB)	ATL	9	94	10.4	26	0
44t	*J. Sanders (TE)	CAR	9	94	10.4	29	1
44t	LaPorta (TE)	DET	9	78	8.7	13	0
44t	Wicks	GB	9	69	7.7	14t	2
44t	Gibbs (RB)	DET	9	68	7.6	33	0
44t	Demercado (RB)	ARI	9	50	5.6	24	0

2024 NATIONAL FOOTBALL LEAGUE

NFC LEADING SCORERS (NON-KICKING)

RANK	PLAYER	TEAM	POS	TOUCHDOWNS				X2	PTS
				TOTAL	RUSH	REC	RET		
1t	Barkley	PHI	RB	13	11	2	0	3	84
1t	Gibbs	DET	RB	14	11	3	0	0	84
1t	Hurts	PHI	QB	14	14	0	0	0	84
1t	K. Williams	LAR	RB	14	12	2	0	0	84
5	Jacobs	GB	RB	13	12	1	0	0	78
6	Montgomery	DET	RB	12	12	0	0	0	72
7	McLaurin	WAS	WR	11	0	11	0	0	66
8	St. Brown	DET	WR	10	0	10	0	0	60
9t	Hubbard	CAR	RB	9	8	1	0	1	56
9t	Robinson	ATL	RB	9	8	1	0	1	56
11t	Charbonnet	SEA	RB	9	8	1	0	0	54
11t	Evans	TB	WR	9	0	9	0	0	54
11t	White	TB	RB	9	3	6	0	0	54
14	Conner	ARI	RB	8	7	1	0	2	52
15t	Addison	MIN	WR	8	1	7	0	0	48
15t	Kamara	NO	RB	8	6	2	0	0	48
15t	Kittle	SF	TE	8	0	8	0	0	48
15t	Robinson	WAS	RB	8	8	0	0	0	48
15t	Walker	SEA	RB	8	7	1	0	0	48
20	Kraft	GB	TE	7	0	7	0	1	44
21t	*Harrison	ARI	WR	7	0	7	0	0	42
21t	Jefferson	MIN	WR	7	0	7	0	0	42
21t	Reed	GB	WR	7	1	6	0	0	42
21t	Robinson	LAR	WR	7	0	7	0	0	42
25t	*Daniels	WAS	QB	6	6	0	0	1	38
25t	Lamb	DAL	WR	6	0	6	0	1	38
27t	Hill	NO	TE	6	6	0	0	0	36
27t	*Irving	TB	RB	6	6	0	0	0	36
27t	Jennings	SF	WR	6	0	6	0	0	36
27t	R. Johnson	CHI	RB	6	6	0	0	0	36
27t	A. Jones	MIN	RB	6	4	2	0	0	36
27t	Kupp	LAR	WR	6	0	6	0	0	36
27t	D. London	ATL	WR	6	0	6	0	0	36
27t	D. Smith	PHI	WR	6	0	6	0	0	36
35t	D. Moore	CHI	WR	5	0	5	0	1	32
35t	Swift	CHI	RB	5	5	0	0	1	32
37t	Allen	CHI	WR	5	0	5	0	0	30
37t	A. Brown	PHI	WR	5	0	5	0	0	30
37t	Godwin	TB	WR	5	0	5	0	0	30
37t	LaPorta	DET	TE	5	0	5	0	0	30
37t	Mooney	ATL	WR	5	0	5	0	0	30
37t	Nailor	MIN	WR	5	0	5	0	0	30
37t	Smith-Njigba	SEA	WR	5	0	5	0	0	30
37t	Tolbert	DAL	WR	5	0	5	0	0	30
37t	*Tracy	NYG	RB	5	5	0	0	0	30
37t	Ja. Williams	DET	WR	5	0	5	0	0	30

2024 NATIONAL FOOTBALL LEAGUE

NFC LEADING SCORERS (NON-KICKING)

RANK	PLAYER	TEAM	POS	TOUCHDOWNS				X2	PTS
				TOTAL	RUSH	REC	RET		
47	Ertz	WAS	TE	4	0	4	0	2	28
48t	K. Murray	ARI	QB	4	4	0	0	1	26
48t	*Nabers	NYG	WR	4	0	4	0	1	26
50t	Doubs	GB	WR	4	0	4	0	0	24
50t	Dowdle	DAL	RB	4	1	3	0	0	24
50t	Ekeler	WAS	RB	4	4	0	0	0	24
50t	*Guerendo	SF	RB	4	4	0	0	0	24
50t	*Legette	CAR	WR	4	0	4	0	0	24
50t	*McMillan	TB	WR	4	0	4	0	0	24
50t	McNichols	WAS	RB	4	4	0	0	0	24
50t	Moreau	NO	TE	4	0	4	0	0	24
50t	Nacua	LAR	WR	4	1	3	0	0	24
50t	Otton	TB	TE	4	0	4	0	0	24
50t	Purdy	SF	QB	4	4	0	0	0	24
50t	Shaheed	NO	WR	4	0	3	1	0	24
50t	Singleton	NYG	RB	4	4	0	0	0	24
50t	Turpin	DAL	WR	4	0	2	2	0	24
50t	Valdes-Scantling	BUF-NO	WR	4	0	4	0	0	24
50t	Wicks	GB	WR	4	0	4	0	0	24
50t	Mi. Wilson	ARI	WR	4	0	4	0	0	24

2024 NATIONAL FOOTBALL LEAGUE

NFC LEADING SCORERS (KICKING)

RANK	PLAYER	TEAM	PAT	FG	FG%	LONG	PTS
1	Aubrey	DAL	26/26	32/38	84.2%	65	122
2t	Bates	DET	54/55	21/23	91.3%	58	117
2t	McLaughlin	TB	42/44	25/27	92.6%	56	117
4	Seibert	WAS	22/24	27/30	90.0%	55	103
5t	Elliott	PHI	37/38	20/26	76.9%	49	97
5t	Myers	SEA	31/34	22/25	88.0%	59	97
7	Grupe	NO	29/31	22/26	84.6%	57	95
8	Koo	ATL	25/25	23/31	74.2%	58	94
9	*Karty	LAR	29/32	21/26	80.8%	55	92
10	Moody	SF	23/23	22/28	78.6%	53	89
11	Ryland	ARI	18/18	22/26	84.6%	57	84
12	Pineiro	CAR	23/24	20/23	87.0%	53	83
13	*Reichard	MIN	29/29	14/17	82.4%	58	71
14	Santos	CHI	20/21	16/20	80.0%	54	68
15	McManus	GB	23/23	14/15	93.3%	51	65
16	Joseph	DET-NYG-WAS	8/8	15/19	78.9%	52	53
17	Prater	ARI	10/10	6/6	100.0%	57	28
18	Gano	NYG	7/7	6/8	75.0%	50	25
19	Gonzalez	WAS	10/10	3/5	60.0%	48	19
20	*McAtamney	NYG	1/1	1/1	100.0%	31	4
21	Wishnowsky	SF	0/0	1/1	100.0%	26	3
22	Gillan	NYG	0/1	0/0	---	---	0

2024 NATIONAL FOOTBALL LEAGUE

2024 NATIONAL FOOTBALL LEAGUE

NFC TOUCHBACKS ON KICKOFFS

RANK	PLAYER	TEAM	TB
1	Bates	DET	72
2t	Evans	LAR	56
2t	Mann	PHI	56
4	Reichard	MIN	46
5	Ryland	ARI	41
6	Moody	SF	39
7	Gill	TB	38
8	Myers	SEA	37
9	Pinion	ATL	36
10	Aubrey	DAL	34
11	Santos	CHI	33
12t	Joseph	DET-NYG-WAS	23
12t	Pineiro	CAR	23
14	McManus	GB	21
15t	Camarda	TB	18
15t	Grupe	NO	18
17	Prater	ARI	17
18	Seibert	WAS	14
19	Gano	NYG	13
20t	Browning	TB	5
20t	Karty	LAR	5
20t	Koo	ATL	5
23	McAtamney	NYG	4
24	Gonzalez	WAS	3
25	Gillan	NYG	2
26	Elliott	PHI	1

2024 NATIONAL FOOTBALL LEAGUE

NFC MOST YARDS FROM SCRIMMAGE

RANK	PLAYER	TEAM	POS	TOTAL			RUSHING			RECEIVING		
				YDS	PLAYS	AVG	YDS	ATT	AVG	YDS	ATT	AVG
1	Barkley	PHI	RB	1964	316	6.2	1688	285	5.9	276	31	8.9
2	Kamara	NO	RB	1493	296	5.0	950	228	4.2	543	68	8.0
3	Jacobs	GB	RB	1449	296	4.9	1147	265	4.3	302	31	9.7
4	Gibbs	DET	RB	1442	225	6.4	1047	186	5.6	395	39	10.1
5	Robinson	ATL	RB	1378	268	5.1	977	215	4.5	401	53	7.6
6	Conner	ARI	RB	1334	258	5.2	973	217	4.5	361	41	8.8
7	K. Williams	LAR	RB	1280	310	4.1	1121	280	4.0	159	30	5.3
8	Hubbard	CAR	RB	1201	264	4.5	1043	225	4.6	158	39	4.1
9	A. Jones	MIN	RB	1195	234	5.1	893	197	4.5	302	37	8.2
10	Jefferson	MIN	WR	1173	76	15.4	3	1	3.0	1170	75	15.6
11	Lamb	DAL	WR	1159	108	10.7	70	14	5.0	1089	94	11.6
12	*Irving	TB	RB	1148	190	6.0	852	152	5.6	296	38	7.8
13	Montgomery	DET	RB	1116	221	5.0	775	185	4.2	341	36	9.5
14	Dowdle	DAL	RB	1085	210	5.2	880	177	5.0	205	33	6.2
15	St. Brown	DET	WR	1062	97	10.9	6	2	3.0	1056	95	11.1
16	Swift	CHI	RB	1057	227	4.7	742	193	3.8	315	34	9.3
17	Smith-Njigba	SEA	WR	1011	88	11.5	17	3	5.7	994	85	11.7
18	McLaurin	WAS	WR	971	70	13.9	2	2	1.0	969	68	14.3
19	A. Brown	PHI	WR	946	56	16.9	0	0	---	946	56	16.9
20	McBride	ARI	TE	940	90	10.4	2	1	2.0	938	89	10.5
21	*Tracy	NYG	RB	915	181	5.1	695	151	4.6	220	30	7.3
22	White	TB	RB	912	178	5.1	573	135	4.2	339	43	7.9
23	*Nabers	NYG	WR	903	95	9.5	2	5	0.4	901	90	10.0
24	Reed	GB	WR	882	65	13.6	155	16	9.7	727	49	14.8
25	Mason	SF	RB	880	164	5.4	789	153	5.2	91	11	8.3
26	Mooney	ATL	WR	873	57	15.3	0	0	---	873	57	15.3
27	D. London	ATL	WR	863	76	11.4	-3	1	-3.0	866	75	11.5
28	Kittle	SF	TE	861	60	14.4	0	0	---	861	60	14.4
29	Nacua	LAR	WR	851	72	11.8	46	11	4.2	805	61	13.2
30	Metcalf	SEA	WR	840	57	14.7	0	0	---	840	57	14.7
31	Robinson	WAS	RB	832	174	4.8	705	159	4.4	127	15	8.5
32	Walker	SEA	RB	813	183	4.4	542	145	3.7	271	38	7.1
33	Jennings	SF	WR	805	59	13.6	0	0	---	805	59	13.6
34	Ja. Williams	DET	WR	803	50	16.1	56	8	7.0	747	42	17.8
35	Evans	TB	WR	749	52	14.4	0	0	---	749	52	14.4
36	D. Moore	CHI	WR	748	75	10.0	36	7	5.1	712	68	10.5
37	Charbonnet	SEA	RB	729	142	5.1	454	105	4.3	275	37	7.4
38	Addison	MIN	WR	728	47	15.5	20	3	6.7	708	44	16.1
39	Ekeler	WAS	RB	701	107	6.6	355	74	4.8	346	33	10.5
40	*Harrison	ARI	WR	687	47	14.6	0	0	---	687	47	14.6
41	Kupp	LAR	WR	667	65	10.3	10	2	5.0	657	63	10.4
42	Samuel	SF	WR	664	77	8.6	95	34	2.8	569	43	13.2
43	D. Smith	PHI	WR	663	57	11.6	1	1	1.0	662	56	11.8
44	*Daniels	WAS	QB	656	119	5.5	656	119	5.5	0	0	---
45	McCloud	ATL	WR	631	61	10.3	57	8	7.1	574	53	10.8
46	Watson	GB	WR	620	31	20.0	0	2	0.0	620	29	21.4
47	*Odunze	CHI	WR	600	48	12.5	15	3	5.0	585	45	13.0
48	Otton	TB	TE	596	60	9.9	-4	1	-4.0	600	59	10.2
49	Hurts	PHI	QB	589	147	4.0	589	147	4.0	0	0	---
50	Godwin	TB	WR	578	51	11.3	2	1	2.0	576	50	11.5

2024 NATIONAL FOOTBALL LEAGUE

NFC LEADERS IN FIRST DOWNS

RANK	PLAYER	TEAM	POS	TOTAL	RUSH	REC
1	K. Williams	LAR	RB	81	75	6
2	Barkley	PHI	RB	80	68	12
3	Conner	ARI	RB	76	61	15
4	Jacobs	GB	RB	73	60	13
5	Kamara	NO	RB	70	52	18
6	Gibbs	DET	RB	69	49	20
7t	Montgomery	DET	RB	66	50	16
7t	Robinson	ATL	RB	66	48	18
9	Hubbard	CAR	RB	64	54	10
10	Hurts	PHI	QB	61	61	0
11	St. Brown	DET	WR	59	1	58
12	Dowdle	DAL	RB	55	43	12
13	Lamb	DAL	WR	54	4	50
14t	*Irving	TB	RB	50	38	12
14t	Jefferson	MIN	WR	50	0	50
14t	A. Jones	MIN	RB	50	37	13
14t	McBride	ARI	TE	50	1	49
18t	D. London	ATL	WR	49	0	49
18t	Smith-Njigba	SEA	WR	49	1	48
20	McLaurin	WAS	WR	48	0	48
21t	*Nabers	NYG	WR	47	1	46
21t	White	TB	RB	47	30	17
23	A. Brown	PHI	WR	46	0	46
24t	Robinson	WAS	RB	44	41	3
24t	Walker	SEA	RB	44	26	18
26t	Mason	SF	RB	43	37	6
26t	*Tracy	NYG	RB	43	33	10
28t	*Daniels	WAS	QB	42	42	0
28t	Mooney	ATL	WR	42	0	42
30	Nacua	LAR	WR	41	2	39
31t	Jennings	SF	WR	40	0	40
31t	Kittle	SF	TE	40	0	40
31t	Swift	CHI	RB	40	31	9
34	Evans	TB	WR	39	0	39
35t	Allgeier	ATL	RB	35	33	2
35t	Ja. Williams	DET	WR	35	4	31
37	*Harrison	ARI	WR	34	0	34
38t	Charbonnet	SEA	RB	33	27	6
38t	Godwin	TB	WR	33	1	32
38t	D. Moore	CHI	WR	33	2	31
38t	D. Smith	PHI	WR	33	0	33
42t	Lockett	SEA	WR	32	0	32
42t	Reed	GB	WR	32	7	25
44t	Addison	MIN	WR	31	1	30
44t	Ekeler	WAS	RB	31	18	13
44t	*Odunze	CHI	WR	31	1	30
44t	Otton	TB	TE	31	0	31
48t	Ertz	WAS	TE	30	0	30
48t	LaPorta	DET	TE	30	0	30
50t	Metcalf	SEA	WR	29	0	29
50t	Purdy	SF	QB	29	29	0
50t	Slayton	NYG	WR	29	1	28

2024 NATIONAL FOOTBALL LEAGUE

NFC PUNTING YARDS LEADERS

RANK	PLAYER	TEAM	POS	PUNTS	YARDS	LONG	AVG	TB	BLK	DWN	OB	RETURNS		IN20	NET AVG
												TOT	YDS		
1	Fox	DET	P	42	2146	68	51.1	4	0	5	1	18	114	21	46.5
2	Mann	PHI	P	44	2185	70	49.7	5	1	8	4	21	149	15	43.0
3	Gillikin	ARI	P	38	1887	63	49.7	1	0	6	2	16	183	19	44.3
4	Dickson	SEA	P	61	2978	68	48.8	7	0	5	7	27	233	25	42.7
5	*T. Taylor	CHI	P	63	3067	68	48.7	3	0	6	5	36	386	23	41.6
6	Anger	DAL	P	49	2363	62	48.2	3	0	5	1	24	272	19	41.4
7	Pinion	ATL	P	36	1715	65	47.6	2	0	3	2	19	258	9	39.4
8	Whelan	GB	P	47	2187	74	46.5	3	0	7	4	18	135	21	42.4
9	Way	WAS	P	40	1860	74	46.5	2	0	6	4	20	124	17	42.4
10	R. Wright	MIN	P	43	1974	66	45.9	5	0	5	6	19	128	22	40.6
11	Hekker	CAR	P	60	2734	65	45.6	2	0	15	3	22	155	18	42.3
12	Evans	LAR	P	45	2049	68	45.5	2	0	7	9	18	166	23	41.0
13	*Hayball	NO	P	61	2683	59	44.0	3	0	7	6	24	181	33	40.0
14	Gillan	NYG	P	45	1972	67	43.8	2	0	4	7	15	122	23	40.2

2024 NATIONAL FOOTBALL LEAGUE

NFC NET PUNTING YARDS LEADERS

RANK	PLAYER	TEAM	POS	PUNTS	YARDS	LONG	AVG	TB	BLK	DWN	OB	RETURNS		IN20	NET AVG
												TOT	YDS		
1	Fox	DET	P	42	2146	68	51.1	4	0	5	1	18	114	21	46.5
2	Gillikin	ARI	P	38	1887	63	49.7	1	0	6	2	16	183	19	44.3
3	Mann	PHI	P	44	2185	70	49.7	5	1	8	4	21	149	15	43.0
4	Dickson	SEA	P	61	2978	68	48.8	7	0	5	7	27	233	25	42.7
5	Way	WAS	P	40	1860	74	46.5	2	0	6	4	20	124	17	42.4
6	Whelan	GB	P	47	2187	74	46.5	3	0	7	4	18	135	21	42.4
7	Hekker	CAR	P	60	2734	65	45.6	2	0	15	3	22	155	18	42.3
8	*T. Taylor	CHI	P	63	3067	68	48.7	3	0	6	5	36	386	23	41.6
9	Anger	DAL	P	49	2363	62	48.2	3	0	5	1	24	272	19	41.4
10	Evans	LAR	P	45	2049	68	45.5	2	0	7	9	18	166	23	41.0
11	R. Wright	MIN	P	43	1974	66	45.9	5	0	5	6	19	128	22	40.6
12	Gillan	NYG	P	45	1972	67	43.8	2	0	4	7	15	122	23	40.2
13	*Hayball	NO	P	61	2683	59	44.0	3	0	7	6	24	181	33	40.0
14	Pinion	ATL	P	36	1715	65	47.6	2	0	3	2	19	258	9	39.4

2024 NATIONAL FOOTBALL LEAGUE

2024 NATIONAL FOOTBALL LEAGUE

NFC PUNT RETURN LEADERS

RANK	PLAYER	TEAM	POS	RET	FC	YDS	AVG	LONG	TD
1	Raymond	DET	WR	27	9	390	14.4	90t	1
2	*DeJean	PHI	CB	18	18	196	10.9	31	0
3	Zaccheaus	WAS	WR	17	14	179	10.5	24	0
4	Darden	CLE-SEA	WR	25	6	260	10.4	28	0
5	Carter	CHI	WR	17	9	158	9.3	38	0
6	*Cowing	SF	WR	26	7	222	8.5	30	0
7	Blackshear	CAR	RB	17	3	145	8.5	16	0
8	Smith-Marsette	NYG	WR	26	15	197	7.6	22	0
9	Powell	MIN	WR	19	9	141	7.4	15	0

2024 NATIONAL FOOTBALL LEAGUE

NFC KICKOFF RETURN LEADERS

RANK	PLAYER	TEAM	POS	RET	YDS	AVG	LONG	TD
1	Turpin	DAL	WR	24	826	34.4	99t	1
2	Ekeler	WAS	RB	19	594	31.3	62	0
3	Gray	NYG	RB	20	517	25.9	36	0
4	Blackshear	CAR	RB	28	705	25.2	43	0

2024 NATIONAL FOOTBALL LEAGUE

2024 NATIONAL FOOTBALL LEAGUE

NFC INTERCEPTION LEADERS

RANK	PLAYER	TEAM	POS	INT	YARDS	AVG	LONG	TD
1t	K. Joseph	DET	SAF	7	60	8.6	33	1
1t	McKinney	GB	SAF	7	111	15.9	48	0
3	B. Murphy	MIN	CB	6	2	0.3	2	0
4t	Branch	DET	SAF	4	48	12.0	47	0
4t	*McCullough	LAR	DB	4	6	1.5	4t	1
6t	Adebo	NO	CB	3	68	22.7	47	0
6t	Blankenship	PHI	SAF	3	1	0.3	1	0
6t	Bryant	SEA	CB	3	87	29.0	69t	1
6t	Bynum	MIN	SS	3	3	1.0	3	0
6t	Gardner-Johnson	PHI	SAF	3	15	5.0	15	0
6t	*Kinchens	LAR	SAF	3	112	37.3	103t	1
6t	Mathieu	NO	FS	3	29	9.7	23	0
6t	Woods	CAR	FS	3	70	23.3	33	0
14t	Alexander	GB	CB	2	52	26.0	35t	1
14t	Bates	ATL	SS	2	0	0.0	0	0
14t	Davis	DET	CB	2	0	0.0	0	0
14t	Diggs	DAL	CB	2	1	0.5	1	0
14t	Griffin	MIN	CB	2	28	14.0	28	0
14t	Grugier-Hill	MIN	OLB	2	5	2.5	5	0
14t	Hooker	DAL	FS	2	20	10.0	21	0
14t	J. Johnson	CHI	CB	2	11	5.5	9	0
14t	Kendricks	DAL	MLB	2	15	7.5	8	0
14t	Lenoir	SF	CB	2	33	16.5	33	0
14t	Love	SEA	FS	2	26	13.0	26	0
14t	McCullum	TB	CB	2	4	2.0	4	0
14t	Metellus	MIN	SAF	2	16	8.0	12	0
14t	Mukuamu	DAL	SAF	2	20	10.0	15	0
14t	Murphy-Bunting	ARI	CB	2	2	1.0	2	0
14t	*Sainristil	WAS	CB	2	38	19.0	38	0
14t	Smith	MIN	FS	2	0	0.0	0	0
14t	*Smith	TB	DB	2	0	0.0	0	0
14t	Terrell	ATL	CB	2	1	0.5	1	0
14t	Van Ginkel	MIN	OLB	2	73	36.5	63t	2
14t	Warner	SF	MLB	2	70	35.0	45t	1
14t	G. Williams	ARI	CB	2	0	0.0	0	0
14t	Woolen	SEA	CB	2	4	2.0	4	0
37t	Abram	NO	DB	1	30	30.0	30	0
37t	Andersen	ATL	LB	1	47	47.0	47t	1
37t	Baun	PHI	LB	1	0	0.0	0	0
37t	Blackwell	CHI	CB	1	10	10.0	10	0
37t	Bosa	SF	DE	1	30	30.0	30	0
37t	Brisker	CHI	SAF	1	0	0.0	0	0
37t	J. Brown	SF	SAF	1	0	0.0	0	0
37t	Byard	CHI	FS	1	0	0.0	0	0
37t	Chinn	WAS	SAF	1	0	0.0	0	0
37t	*Cooper	GB	LB	1	22	22.0	22	0
37t	David	TB	OLB	1	7	7.0	7	0
37t	Davis	NO	OLB	1	0	0.0	0	0
37t	Ka. Davis	SF	DT	1	2	2.0	2	0
37t	Dean	TB	DB	1	0	0.0	0	0
37t	Dean	PHI	LB	1	0	0.0	0	0
37t	Durant	LAR	CB	1	0	0.0	0	0
37t	Edmunds	CHI	MLB	1	0	0.0	0	0
37t	Edwards	CHI	LB	1	0	0.0	0	0
37t	Flannigan-Fowles	SF	LB	1	0	0.0	0	0

2024 NATIONAL FOOTBALL LEAGUE

NFC INTERCEPTION LEADERS

RANK	PLAYER	TEAM	POS	INT	YARDS	AVG	LONG	TD
37t	Forbes	WAS-LAR	CB	1	19	19.0	19	0
37t	Fowler	WAS	LB	1	67	67.0	67t	1
37t	Gardeck	ARI	LB	1	10	10.0	10	0
37t	Gilmore	MIN	CB	1	0	0.0	0	0
37t	Golston	DAL	DE	1	18	18.0	18	0
37t	*Green	SF	CB	1	20	20.0	20	0
37t	Hankins	SEA	DT	1	0	0.0	0	0
37t	Harris	NO	DB	1	7	7.0	7	0
37t	Hawkins	NYG	CB	1	0	0.0	0	0
37t	Horn	CAR	CB	1	0	0.0	0	0
37t	Howden	NO	SAF	1	-5	-5.0	-5	0
37t	Izien	TB	DB	1	17	17.0	17	0
37t	M. Jackson	CAR	CB	1	1	1.0	1	0
37t	Jean-Charles	NO	CB	1	0	0.0	0	0
37t	Jewell	CAR	ILB	1	0	0.0	0	0
37t	Jobe	SEA	CB	1	33	33.0	33	0
37t	J. Johnson	LAR	SS	1	0	0.0	0	0
37t	E. Jones	TEN-SEA	LB	1	12	12.0	12	0
37t	Jordan	NO	DE	1	0	0.0	0	0
37t	*Muasau	NYG	LB	1	1	1.0	1	0
37t	*Mustapha	SF	SAF	1	1	1.0	1	0
37t	Nixon	GB	DB	1	16	16.0	16	0
37t	Nowaske	DET	LB	1	8	8.0	8	0
37t	Oruwariye	DAL	CB	1	0	0.0	0	0
37t	Overshown	DAL	LB	1	23	23.0	23t	1
37t	Owens	CHI	DB	1	0	0.0	0	0
37t	Phillips	ATL	CB	1	45	45.0	45	0
37t	Rozeboom	LAR	LB	1	16	16.0	16	0
37t	Saunders	NO	DT	1	37	37.0	37	0
37t	Simmons	ATL	FS	1	0	0.0	0	0
37t	Smith	CHI	CB	1	23	23.0	23	0
37t	*Smith-Wade	CAR	CB	1	3	3.0	3	0
37t	Stevenson	CHI	CB	1	43	43.0	43t	1
37t	Valentine	GB	DB	1	20	20.0	20	0
37t	White	ARI	OLB	1	0	0.0	0	0
37t	D. Williams	LAR	DB	1	0	0.0	0	0
37t	*Williams	GB	SAF	1	1	1.0	1	0
37t	L. Williams	SEA	DE	1	92	92.0	92t	1
37t	Wilson	DAL	DB	1	0	0.0	0	0
37t	Er. Wilson	GB	LB	1	0	0.0	0	0
37t	Ma. Wilson	ARI	LB	1	0	0.0	0	0
37t	Yiadam	SF	CB	1	11	11.0	11	0

2024 NATIONAL FOOTBALL LEAGUE

NFC SACK LEADERS

RANK	PLAYER	TEAM	POS	SACKS
1	Greenard	MIN	LB	10.0
2t	Lawrence	NYG	DT	9.0
2t	Van Ginkel	MIN	OLB	9.0
4t	Floyd	SF	DE	8.5
4t	Fowler	WAS	LB	8.5
4t	Parsons	DAL	LB	8.5
7t	Burns	NYG	LB	8.0
7t	Luvu	WAS	LB	8.0
7t	Z. Smith	CLE-DET	DE	8.0
7t	Sweat	PHI	LB	8.0
11t	Bresee	NO	DT	7.5
11t	Hutchinson	DET	DE	7.5
13t	Bosa	SF	DE	7.0
13t	P. Jones	MIN	LB	7.0
13t	Turner	LAR	DT	7.0
13t	L. Williams	SEA	DE	7.0
17	Gary	GB	DE	6.5
18t	*Fiske	LAR	DT	6.0
18t	D. Hall	SEA	LB	6.0
18t	Kancey	TB	DT	6.0
18t	Ojulari	NYG	LB	6.0
18t	Vea	TB	DT	6.0
18t	Young	LAR	LB	6.0
24t	David	TB	OLB	5.5
24t	Granderson	NO	DE	5.5
24t	N. Smith	PHI	LB	5.5
24t	C. Young	NO	DE	5.5
28t	Collins	SF	DT	5.0
28t	Dexter	CHI	DT	5.0
28t	Lawson	DAL	DE-LB	5.0
28t	Mafe	SEA	LB	5.0
28t	Overshown	DAL	LB	5.0
28t	Williams	PHI	DT	5.0
34t	Carter	PHI	DT	4.5
34t	Enagbare	GB	DE	4.5
34t	L. Hall	TB	DE	4.5
34t	A. Robinson	CAR	DT	4.5
34t	Stills	ARI	DT	4.5
34t	Sweat	CHI	DE	4.5
34t	*Verse	LAR	LB	4.5
41t	Armstrong	WAS	DE	4.0
41t	Collins	ARI	LB	4.0
41t	Ebiketie	ATL	LB	4.0
41t	Gross-Matos	SF	DE	4.0
41t	D. Jones	SEA	DE	4.0
41t	Odighizuwa	DAL	DT	4.0
41t	Payne	WAS	NT	4.0
41t	Taylor	NO	CB	4.0
41t	Wyatt	GB	DT	4.0
50t	Baun	PHI	LB	3.5
50t	Clowney	CAR	OLB	3.5
50t	Collier	ARI	DE	3.5
50t	*Cooper	GB	LB	3.5
50t	Givens	SF	DT	3.5
50t	Graham	PHI	DE	3.5

2024 NATIONAL FOOTBALL LEAGUE

NFC SACK LEADERS

RANK	PLAYER	TEAM	POS	SACKS
50t	Jewell	CAR	ILB	3.5
50t	Judon	ATL	OLB	3.5
50t	McNeill	DET	DT	3.5
50t	Walker	CHI	DE	3.5

2024 NATIONAL FOOTBALL LEAGUE

NFC LEADERS IN FUMBLE RECOVERIES

RANK	PLAYER	TEAM	POS	TOTAL	OWN TEAM	OPP TEAM
1	Mayfield	TB	QB	7	7	0
2t	Rush	DAL	QB	5	5	0
2t	G. Smith	SEA	QB	5	5	0
4t	Carr	NO	QB	3	3	0
4t	*Irving	TB	RB	3	3	0
4t	Mason	SF	RB	3	3	0
4t	K. Murray	ARI	QB	3	3	0
4t	Robinson	ATL	RB	3	3	0
4t	Stafford	LAR	QB	3	3	0
4t	Walker	SEA	RB	3	3	0
11t	Allegretti	WAS	OG	2	2	0
11t	Barkley	PHI	RB	2	2	0
11t	K. Brooks	GB	DT	2	0	2
11t	Byard	CHI	FS	2	0	2
11t	Chinn	WAS	SAF	2	0	2
11t	Clark	GB	NT	2	0	2
11t	Collins	SF	DT	2	0	2
11t	Dalton	CAR	QB	2	2	0
11t	Davidson	NYG	DT	2	0	2
11t	Davis	DET	CB	2	0	2
11t	Dean	PHI	LB	2	0	2
11t	Dexter	CHI	DT	2	0	2
11t	*Fiske	LAR	DT	2	0	2
11t	Gay	NO	LB	2	0	2
11t	Goff	DET	QB	2	2	0
11t	Gordon	CHI	CB	2	0	2
11t	Hicks	CHI	SAF	2	0	2
11t	Hurts	PHI	QB	2	2	0
11t	Jenkins	CHI	OT	2	2	0
11t	Jewell	CAR	ILB	2	0	2
11t	Love	GB	QB	2	2	0
11t	Luvu	WAS	LB	2	0	2
11t	McBride	ARI	TE	2	2	0
11t	McNichols	WAS	RB	2	2	0
11t	Melton	GB	WR	2	1	1
11t	Montgomery	DET	RB	2	2	0
11t	Okereke	NYG	ILB	2	0	2
11t	Otton	TB	TE	2	2	0
11t	Prescott	DAL	QB	2	2	0
11t	Tolbert	DAL	WR	2	2	0
11t	Tuttle	CAR	DT	2	0	2
11t	Wagner	WAS	MLB	2	0	2
11t	Walker	WAS	LB	2	1	1
11t	Wyatt	GB	DT	2	0	2
11t	Yiadam	SF	CB	2	1	1
11t	Zaccheaus	WAS	WR	2	2	0
11t	Zeitler	DET	OG	2	2	0

2024 NATIONAL FOOTBALL LEAGUE

NFC LEADERS IN RECOVERIES OF FUMBLES BY OWN TEAM

RANK	PLAYER	TEAM	POS	REC	YARDS	AVG	LONG	TD
1	Mayfield	TB	QB	7	0	0.0	0t	0
2t	Rush	DAL	QB	5	0	0.0	0t	0
2t	G. Smith	SEA	QB	5	0	0.0	0t	0
4t	Carr	NO	QB	3	0	0.0	0t	0
4t	*Irving	TB	RB	3	0	0.0	0t	0
4t	Mason	SF	RB	3	-2	-0.7	0t	0
4t	K. Murray	ARI	QB	3	0	0.0	0t	0
4t	Robinson	ATL	RB	3	0	0.0	0t	0
4t	Stafford	LAR	QB	3	0	0.0	0t	0
4t	Walker	SEA	RB	3	-3	-1.0	0t	0
11t	Allegretti	WAS	OG	2	0	0.0	0t	0
11t	Barkley	PHI	RB	2	0	0.0	0t	0
11t	Dalton	CAR	QB	2	0	0.0	0t	0
11t	Goff	DET	QB	2	0	0.0	0t	0
11t	Hurts	PHI	QB	2	0	0.0	0t	0
11t	Jenkins	CHI	OT	2	0	0.0	0t	0
11t	Love	GB	QB	2	0	0.0	0t	0
11t	McBride	ARI	TE	2	0	0.0	0t	1
11t	McNichols	WAS	RB	2	0	0.0	0t	0
11t	Montgomery	DET	RB	2	0	0.0	0t	0
11t	Otton	TB	TE	2	0	0.0	0t	0
11t	Prescott	DAL	QB	2	0	0.0	0t	0
11t	Tolbert	DAL	WR	2	0	0.0	0t	0
11t	Zaccheaus	WAS	WR	2	0	0.0	0t	0
11t	Zeitler	DET	OG	2	0	0.0	0t	0

2024 NATIONAL FOOTBALL LEAGUE

NFC LEADERS IN RECOVERIES OF FUMBLES BY OPPOSING TEAM

RANK	PLAYER	TEAM	POS	REC	YARDS	AVG	LONG	TD
1t	K. Brooks	GB	DT	2	0	0.0	0t	0
1t	Byard	CHI	FS	2	0	0.0	0t	0
1t	Chinn	WAS	SAF	2	0	0.0	0t	0
1t	Clark	GB	NT	2	0	0.0	0t	0
1t	Collins	SF	DT	2	0	0.0	0t	0
1t	Davidson	NYG	DT	2	0	0.0	0t	0
1t	Davis	DET	CB	2	49	24.5	49	0
1t	Dean	PHI	LB	2	0	0.0	0t	0
1t	Dexter	CHI	DT	2	0	0.0	0t	0
1t	*Fiske	LAR	DT	2	8	4.0	8	0
1t	Gay	NO	LB	2	4	2.0	4	0
1t	Gordon	CHI	CB	2	0	0.0	0t	0
1t	Hicks	CHI	SAF	2	28	14.0	19	0
1t	Jewell	CAR	ILB	2	0	0.0	0t	0
1t	Luvu	WAS	LB	2	5	2.5	5	0
1t	Okereke	NYG	ILB	2	1	0.5	1	0
1t	Tuttle	CAR	DT	2	0	0.0	0t	0
1t	Wagner	WAS	MLB	2	0	0.0	0t	0
1t	Wyatt	GB	DT	2	0	0.0	0t	0
20t	Alexander	GB	CB	1	0	0.0	0t	0
20t	K. Alexander	DEN-DET	MLB	1	0	0.0	0t	0
20t	*Anderson	SF	DL	1	0	0.0	0t	0
20t	*Arnold	DET	CB	1	-1	-1.0	-1	0
20t	Bates	ATL	SS	1	0	0.0	0t	0
20t	Baun	PHI	LB	1	0	0.0	0t	0
20t	*Bethune	SF	LB	1	0	0.0	0t	0
20t	Blankenship	PHI	SAF	1	16	16.0	16	0
20t	Bosa	SF	DE	1	0	0.0	0t	0
20t	Bynum	MIN	SS	1	0	0.0	0t	0
20t	*Chatman	NYG	DT	1	0	0.0	0t	0
20t	Collier	ARI	DE	1	0	0.0	0t	0
20t	*Cooper	GB	LB	1	4	4.0	4	0
20t	Curl	LAR	SAF	1	33	33.0	33t	1
20t	David	TB	OLB	1	0	0.0	0t	0
20t	*DeJean	PHI	CB	1	0	0.0	0t	0
20t	Diaby	TB	LB	1	0	0.0	0t	0
20t	Edwards	CHI	LB	1	0	0.0	0t	0
20t	Elliss	ATL	LB	1	0	0.0	0t	0
20t	Franks	CAR	TE	1	0	0.0	0t	0
20t	Golston	DAL	DE	1	0	0.0	0t	0
20t	D. Hall	SEA	LB	1	36	36.0	36t	1
20t	L. Hall	TB	DE	1	0	0.0	0t	0
20t	Ham	MIN	FB	1	0	0.0	0t	0
20t	Hayes	TB	DB	1	0	0.0	0t	0
20t	Hodge	ATL	WR	1	0	0.0	0t	1
20t	A. Jackson	NYG	CB	1	0	0.0	0t	0
20t	Jenkins	SEA	DB	1	102	102.0	102t	1
20t	DJ Johnson	CAR	LB	1	0	0.0	0t	0
20t	J. Jones	ARI	DT	1	0	0.0	0t	0
20t	Kancey	TB	DT	1	0	0.0	0t	0
20t	Kendricks	DAL	MLB	1	0	0.0	0t	0
20t	*Kneeland	DAL	DE	1	0	0.0	0t	0
20t	*Knight	SEA	LB	1	-2	-2.0	-2	0
20t	Lewis	DAL	CB	1	0	0.0	0t	0
20t	*Liufau	DAL	LB	1	0	0.0	0t	0

2024 NATIONAL FOOTBALL LEAGUE

NFC LEADERS IN RECOVERIES OF FUMBLES BY OPPOSING TEAM

RANK	PLAYER	TEAM	POS	REC	YARDS	AVG	LONG	TD
20t	Long	MIA-DET	ILB	1	0	0.0	0t	0
20t	Lopez	ARI	DT	1	0	0.0	0t	0
20t	Love	SEA	FS	1	6	6.0	6	0
20t	Mathieu	NO	FS	1	0	0.0	0t	0
20t	McCollum	TB	CB	1	0	0.0	0t	0
20t	McFadden	NYG	LB	1	0	0.0	0t	0
20t	McKinney	GB	SAF	1	7	7.0	7	0
20t	Melton	GB	WR	1	0	0.0	0t	0
20t	Merriweather	DET-TB	SAF	1	1	1.0	1	0
20t	Nelson	TB	LB	1	0	0.0	0t	0
20t	*Newton	WAS	DT	1	2	2.0	2	0
20t	*Nubin	NYG	SAF	1	2	2.0	2	0
20t	Ojulari	NYG	LB	1	0	0.0	0t	0
20t	Overshown	DAL	LB	1	0	0.0	0t	0
20t	Owens	CHI	DB	1	0	0.0	0t	0
20t	Pace	MIN	LB	1	36	36.0	36t	1
20t	Phillips	ATL	CB	1	5	5.0	5	0
20t	Phillips	MIN	DT	1	0	0.0	0t	0
20t	*Richter	MIN	LB	1	0	0.0	0t	0
20t	Ringo	PHI	CB	1	0	0.0	0t	0
20t	Rochell	GB	CB	1	0	0.0	0t	0
20t	Rodriguez	DET	LB-FB	1	0	0.0	0t	0
20t	Russell	TB	ILB	1	0	0.0	0t	0
20t	*Sainristil	WAS	CB	1	0	0.0	0t	0
20t	Slay	PHI	CB	1	0	0.0	0t	0
20t	Smith	MIN	FS	1	0	0.0	0t	0
20t	Stille	TB-ARI	DE	1	0	0.0	0t	0
20t	Thomas	CIN-DET	LB	1	0	0.0	0t	0
20t	Thompson	ARI	DB	1	0	0.0	0t	0
20t	Turner	LAR	DT	1	0	0.0	0t	0
20t	Van Ness	GB	DE	1	0	0.0	0t	0
20t	*Verse	LAR	LB	1	0	0.0	0t	0
20t	Walker	WAS	LB	1	0	0.0	0t	0
20t	*Wallace	CAR	LB	1	0	0.0	0t	0
20t	Ji. Ward	MIN	LB	1	2	2.0	2	0
20t	White	ARI	OLB	1	0	0.0	0t	0
20t	Williams	PHI	DT	1	0	0.0	0t	0
20t	Wilson	DAL	DB	1	0	0.0	0t	0
20t	Ma. Wilson	ARI	LB	1	0	0.0	0t	0
20t	Mi. Wilson	ARI	WR	1	0	0.0	0t	0
20t	Winfield	TB	SAF	1	58	58.0	58t	1
20t	Yiadam	SF	CB	1	0	0.0	0t	0

2024 NATIONAL FOOTBALL LEAGUE

NFL LEADING PASSERS

RANK	PLAYER	TEAM	ATT	COMP	COMP%	YDS	YPA	TD	TD%	LONG	INT	INT%	RATING
1	L. Jackson	BAL	404	275	68.1%	3580	8.86	34	8.4%	84t	3	0.7%	120.7
2	Goff	DET	440	314	71.4%	3759	8.54	30	6.8%	70t	10	2.3%	110.4
3	Darnold	MIN	386	264	68.4%	3299	8.55	28	7.3%	97t	10	2.6%	108.1
4	Burrow	CIN	527	361	68.5%	3977	7.55	36	6.8%	70t	8	1.5%	107.1
5	Hurts	PHI	357	247	69.2%	2892	8.10	18	5.0%	67t	5	1.4%	104.5
6	Mayfield	TB	463	328	70.8%	3617	7.81	32	6.9%	57t	14	3.0%	104.1
7	Allen	BUF	427	275	64.4%	3395	7.95	25	5.9%	64	5	1.2%	103.5
8	Tagovailoa	MIA	365	269	73.7%	2652	7.27	18	4.9%	80t	7	1.9%	102.2
9	*Daniels	WAS	393	277	70.5%	3045	7.75	17	4.3%	86t	6	1.5%	101.2
10	Carr	NO	279	189	67.7%	2145	7.69	15	5.4%	71t	5	1.8%	101.0
11	Love	GB	355	226	63.7%	2953	8.32	23	6.5%	70t	11	3.1%	98.5
12	Herbert	LAC	399	255	63.9%	2959	7.42	16	4.0%	66t	2	0.5%	97.5
13	Stafford	LAR	466	309	66.3%	3463	7.43	19	4.1%	69t	7	1.5%	95.6
14	Purdy	SF	380	247	65.0%	3174	8.35	15	3.9%	76t	9	2.4%	94.3
15	K. Murray	ARI	426	294	69.0%	3086	7.24	15	3.5%	60t	8	1.9%	93.7
16	Mahomes	KC	502	335	66.7%	3348	6.67	22	4.4%	54t	11	2.2%	91.0
17	Rodgers	NYJ	488	305	62.5%	3255	6.67	23	4.7%	71t	8	1.6%	90.8
18	G. Smith	SEA	485	339	69.9%	3623	7.47	14	2.9%	71t	13	2.7%	89.9
19	Cousins	ATL	436	292	67.0%	3396	7.79	17	3.9%	60	15	3.4%	89.0
20	Stroud	HOU	456	290	63.6%	3248	7.12	17	3.7%	67t	9	2.0%	89.0
21	*Maye	NE	279	191	68.5%	1898	6.80	12	4.3%	40t	9	3.2%	88.4
22	*Ca. Williams	CHI	434	270	62.2%	2746	6.33	16	3.7%	47	5	1.2%	87.8
23	*Nix	DEN	467	297	63.6%	2972	6.36	20	4.3%	93t	11	2.4%	86.1
24	Prescott	DAL	286	185	64.7%	1978	6.92	11	3.8%	65t	8	2.8%	86.0
25	Lawrence	JAX	284	172	60.6%	2045	7.20	11	3.9%	85t	7	2.5%	85.2
26	Minshew	LV	306	203	66.3%	2013	6.58	9	2.9%	57t	10	3.3%	81.0
27	Winston	CLE	296	181	61.1%	2121	7.17	13	4.4%	89t	12	4.1%	80.6
28	Levis	TEN	284	181	63.7%	1916	6.75	12	4.2%	98t	12	4.2%	79.8
29	D. Jones	NYG-MIN	341	216	63.3%	2070	6.07	8	2.3%	43	7	2.1%	79.4
30	Young	CAR	296	177	59.8%	1791	6.05	8	2.7%	83t	9	3.0%	73.5
31	Richardson	IND	253	119	47.0%	1683	6.65	7	2.8%	69t	11	4.3%	60.1

2024 NATIONAL FOOTBALL LEAGUE

NFL LEADING PASSERS, RANKS

PLAYER	TEAM	ATT	COMP	COMP%	YDS	YPA	TD	TD%	INT	INT%	RATING
L. Jackson	BAL	14	13t	11	5	1	2	1	2	2	1
Goff	DET	9	5	2	2	3	4	5	20t	16	2
Darnold	MIN	17	17	10	10	2	5	2	20t	20	3
Burrow	CIN	1	1	8	1	12	1	4	12t	7	4
Hurts	PHI	20	19t	6	19	6	12t	9	3t	5	5
Mayfield	TB	7	4	3	4	8	3	3	30	23	6
Allen	BUF	12	13t	19	8	7	6	7	3t	4	7
Tagovailoa	MIA	19	16	1	21	16	12t	10	8t	12	8
*Daniels	WAS	16	12	4	15	10	14t	14	7	8	9
Carr	NO	29t	25	12	22	11	19t	8	3t	10	10
Love	GB	21	21	22	18	5	7t	6	23t	25	11
Herbert	LAC	15	18	20	17	15	17t	19	1	1	12
Stafford	LAR	6	6	16	6	14	11	18	8t	6	13
Purdy	SF	18	19t	17	13	4	19t	20	16t	18	14
K. Murray	ARI	13	9	7	14	17	19t	26	12t	11	15
Mahomes	KC	2	3	14	9	25	9	13	23t	15	16
Rodgers	NYJ	3	7	26	11	24	7t	11	12t	9	17
G. Smith	SEA	4	2	5	3	13	22	28	29	21	18
Cousins	ATL	10	10	13	7	9	14t	21	31	28	19
Stroud	HOU	8	11	24	12	20	14t	24	16t	13	20
*Maye	NE	29t	24	9	30	22	25t	15	16t	26	21
*Ca. Williams	CHI	11	15	27	20	29	17t	25	3t	3	22
*Nix	DEN	5	8	23	16	28	10	16	23t	17	23
Prescott	DAL	26	26	18	27	21	27t	23	12t	22	24
Lawrence	JAX	27t	30	29	25	18	27t	22	8t	19	25
Minshew	LV	23	23	15	26	27	30t	27	20t	27	26
Winston	CLE	24t	27t	28	23	19	23t	12	27t	29	27
Levis	TEN	27t	27t	21	28	23	25t	17	27t	30	28
D. Jones	NYG-MIN	22	22	25	24	30	32t	31	8t	14	29
Young	CAR	24t	29	30	31	31	32t	30	16t	24	30
Richardson	IND	31	34	31	32	26	34t	29	23t	31	31

2024 NATIONAL FOOTBALL LEAGUE

NFL FOURTH-QUARTER PASSING LEADERS

RANK	PLAYER	TEAM	ATT	COMP	COMP%	YDS	YPA	TD	TD%	INT	INT%	RATING
1	L. Jackson	BAL	113	72	63.7%	945	8.36	11	9.7%	1	0.9%	118.8
2	Ru. Wilson	PIT	46	30	65.2%	432	9.39	4	8.7%	1	2.2%	115.5
3	*Daniels	WAS	113	82	72.6%	942	8.34	8	7.1%	2	1.8%	113.5
4	Mayfield	TB	119	84	70.6%	882	7.41	9	7.6%	1	0.8%	113.5
5	Flacco	IND	48	31	64.6%	447	9.31	5	10.4%	2	4.2%	112.1
6	Love	GB	85	53	62.4%	796	9.36	5	5.9%	1	1.2%	107.8
7	Fields	PIT	40	23	57.5%	302	7.55	3	7.5%	0	0.0%	106.5
8	Stafford	LAR	127	86	67.7%	984	7.75	7	5.5%	1	0.8%	105.9
9	Hurts	PHI	74	54	73.0%	674	9.11	3	4.1%	2	2.7%	103.1
10	Goff	DET	119	80	67.2%	892	7.50	7	5.9%	2	1.7%	101.9
11	*Ca. Williams	CHI	131	87	66.4%	846	6.46	8	6.1%	1	0.8%	101.5
12	Allen	BUF	89	52	58.4%	641	7.20	5	5.6%	0	0.0%	99.5
13	Mahomes	KC	100	67	67.0%	675	6.75	5	5.0%	1	1.0%	98.5
14	Tagovailoa	MIA	91	67	73.6%	623	6.85	4	4.4%	2	2.2%	97.5
15	Burrow	CIN	136	85	62.5%	1105	8.13	10	7.4%	5	3.7%	97.2
16	*Nix	DEN	112	76	67.9%	771	6.88	7	6.3%	3	2.7%	97.0
17	Darnold	MIN	88	52	59.1%	726	8.25	5	5.7%	2	2.3%	95.2
18	*Maye	NE	95	62	65.3%	687	7.23	6	6.3%	3	3.2%	94.5
19	Carr	NO	63	38	60.3%	405	6.43	5	7.9%	2	3.2%	92.4
20	Rodgers	NYJ	144	94	65.3%	1002	6.96	5	3.5%	2	1.4%	91.3
21	Ridder	ARI-LV	40	26	65.0%	239	5.98	1	2.5%	0	0.0%	89.5
22	Rudolph	TEN	44	30	68.2%	275	6.25	3	6.8%	2	4.5%	88.7
23	Purdy	SF	90	63	70.0%	751	8.34	3	3.3%	4	4.4%	87.8
24	D. Watson	CLE	58	39	67.2%	335	5.78	2	3.4%	1	1.7%	86.5
25	Prescott	DAL	75	41	54.7%	486	6.48	6	8.0%	3	4.0%	84.6
26	O'Connell	LV	60	38	63.3%	380	6.33	3	5.0%	2	3.3%	84.0
27	K. Murray	ARI	119	80	67.2%	859	7.22	1	0.8%	2	1.7%	84.0
28	Minshew	LV	102	69	67.6%	679	6.66	4	3.9%	4	3.9%	82.9
29	Stroud	HOU	107	66	61.7%	680	6.36	3	2.8%	2	1.9%	81.5
30	Herbert	LAC	85	46	54.1%	538	6.33	2	2.4%	0	0.0%	81.4
31	G. Smith	SEA	142	97	68.3%	911	6.42	4	2.8%	5	3.5%	80.5
32	M. Jones	JAX	63	41	65.1%	419	6.65	3	4.8%	3	4.8%	80.1
33	Lawrence	JAX	83	46	55.4%	515	6.20	3	3.6%	2	2.4%	76.1
34	Winston	CLE	103	64	62.1%	701	6.81	5	4.9%	6	5.8%	74.1
35	Brissett	NE	51	28	54.9%	308	6.04	0	0.0%	0	0.0%	73.0
36	Rush	DAL	79	43	54.4%	368	4.66	2	2.5%	1	1.3%	70.0
37	Richardson	IND	93	46	49.5%	654	7.03	4	4.3%	4	4.3%	69.0
38	Young	CAR	105	59	56.2%	551	5.25	2	1.9%	3	2.9%	65.2
39	D. Jones	NYG-MIN	119	68	57.1%	606	5.09	2	1.7%	4	3.4%	62.5
40	Lock	NYG	43	23	53.5%	247	5.74	0	0.0%	1	2.3%	60.9
41	*Rattler	NO	44	25	56.8%	200	4.55	1	2.3%	2	4.5%	57.0
42	Cousins	ATL	116	71	61.2%	720	6.21	2	1.7%	8	6.9%	56.0
43	Levis	TEN	86	43	50.0%	400	4.65	3	3.5%	5	5.8%	50.5

2024 NATIONAL FOOTBALL LEAGUE

NFL THIRD-DOWN PASSING LEADERS

RANK	PLAYER	TEAM	ATT	COMP	COMP%	YDS	YPA	TD	TD%	INT	INT%	RATING
1	Goff	DET	103	70	68.0%	889	8.63	10	9.7%	0	0.0%	127.0
2	L. Jackson	BAL	100	64	64.0%	837	8.37	10	10.0%	0	0.0%	123.6
3	Burrow	CIN	126	80	63.5%	994	7.89	12	9.5%	2	1.6%	113.0
4	Mahomes	KC	125	80	64.0%	952	7.62	10	8.0%	1	0.8%	110.5
5	Carr	NO	79	51	64.6%	639	8.09	6	7.6%	1	1.3%	109.6
6	Ru. Wilson	PIT	75	45	60.0%	714	9.52	6	8.0%	3	4.0%	101.8
7	Herbert	LAC	109	62	56.9%	727	6.67	8	7.3%	0	0.0%	101.7
8	Mayfield	TB	115	76	66.1%	962	8.37	9	7.8%	5	4.3%	100.0
9	Allen	BUF	109	57	52.3%	835	7.66	8	7.3%	1	0.9%	98.2
10	Cousins	ATL	107	67	62.6%	807	7.54	5	4.7%	1	0.9%	97.4
11	Darnold	MIN	105	61	58.1%	787	7.50	8	7.6%	3	2.9%	95.2
12	Winston	CLE	80	49	61.3%	583	7.29	4	5.0%	1	1.3%	94.9
13	*Daniels	WAS	103	61	59.2%	770	7.48	5	4.9%	1	1.0%	94.7
14	Purdy	SF	106	62	58.5%	724	6.83	7	6.6%	2	1.9%	93.4
15	Stroud	HOU	132	79	59.8%	930	7.05	6	4.5%	1	0.8%	93.3
16	Hurts	PHI	95	59	62.1%	782	8.23	5	5.3%	3	3.2%	92.5
17	K. Murray	ARI	90	55	61.1%	618	6.87	4	4.4%	1	1.1%	91.8
18	*Nix	DEN	140	84	60.0%	979	6.99	8	5.7%	4	2.9%	88.4
19	Love	GB	88	44	50.0%	539	6.13	10	11.4%	4	4.5%	88.2
20	Tagovailoa	MIA	90	60	66.7%	679	7.54	3	3.3%	3	3.3%	86.3
21	D. Jones	NYG-MIN	92	59	64.1%	586	6.37	3	3.3%	2	2.2%	83.9
22	Rodgers	NYJ	128	72	56.3%	976	7.63	7	5.5%	5	3.9%	82.7
23	Prescott	DAL	68	41	60.3%	525	7.72	2	2.9%	2	2.9%	82.0
24	Levis	TEN	70	41	58.6%	639	9.13	3	4.3%	4	5.7%	79.4
25	*Maye	NE	68	39	57.4%	430	6.32	4	5.9%	3	4.4%	77.5
26	Stafford	LAR	104	57	54.8%	606	5.83	4	3.8%	3	2.9%	72.8
27	*Ca. Williams	CHI	115	63	54.8%	640	5.57	4	3.5%	3	2.6%	71.6
28	G. Smith	SEA	118	75	63.6%	876	7.42	3	2.5%	7	5.9%	69.7
29	Lawrence	JAX	73	34	46.6%	374	5.12	4	5.5%	2	2.7%	69.1
30	Young	CAR	85	46	54.1%	518	6.09	3	3.5%	4	4.7%	64.7
31	Minshew	LV	80	46	57.5%	428	5.35	3	3.8%	5	6.3%	58.8

2024 NATIONAL FOOTBALL LEAGUE

NFL LEADING RUSHERS

RANK	PLAYER	TEAM	ATT	YDS	AVG	LONG	TD
1	Barkley	PHI	285	1688	5.9	72t	11
2	Henry	BAL	254	1474	5.8	87t	13
3	Jacobs	GB	265	1147	4.3	38t	12
4	K. Williams	LAR	280	1121	4.0	30	12
5	Gibbs	DET	186	1047	5.6	70t	11
6	Hubbard	CAR	225	1043	4.6	38t	8
7	Pollard	TEN	230	982	4.3	41	5
8	Robinson	ATL	215	977	4.5	37t	8
9	Conner	ARI	217	973	4.5	53	7
10	Kamara	NO	228	950	4.2	24	6
11	Taylor	IND	208	911	4.4	58	5
12	Mixon	HOU	217	910	4.2	59	11
13	A. Jones	MIN	197	893	4.5	41	4
14	Harris	PIT	229	891	3.9	36t	5
15	Dowdle	DAL	177	880	5.0	27	1
16	*Irving	TB	152	852	5.6	56	6
17	C. Brown	CIN	191	832	4.4	40	7
18	Cook	BUF	171	828	4.8	65t	13
19	Mason	SF	153	789	5.2	38	3
20	Montgomery	DET	185	775	4.2	21	12
21	Dobbins	LAC	158	766	4.8	61	8
22	L. Jackson (QB)	BAL	117	743	6.4	39	3
23	Swift	CHI	193	742	3.8	56t	5
24	Stevenson	NE	193	740	3.8	33t	6
25	Hall	NYJ	173	722	4.2	42	5
26	Robinson	WAS	159	705	4.4	40t	8
27	*Tracy	NYG	151	695	4.6	45t	5
28	*Daniels (QB)	WAS	119	656	5.5	46	6
29	Hunt	KC	180	653	3.6	17	5
30	Bigsby	JAX	131	644	4.9	65t	5
31	Achane	MIA	165	641	3.9	47	4
32	Hurts (QB)	PHI	147	589	4.0	35	14
33	White	TB	135	573	4.2	56	3
34	Walker	SEA	145	542	3.7	28	7
35	Allgeier	ATL	102	508	5.0	25	3
36	Allen (QB)	BUF	91	484	5.3	30	11
37	Williams	DEN	130	461	3.5	20	4
38	Etienne	JAX	113	456	4.0	22	2
39	K. Murray (QB)	ARI	63	455	7.2	50t	4
40	Charbonnet	SEA	105	454	4.3	51t	8
41	J. Ford	CLE	87	451	5.2	62t	2
42	Richardson (QB)	IND	77	429	5.6	26	5
43	Gibson	NE	86	406	4.7	45	1
44	*Ca. Williams (QB)	CHI	63	405	6.4	24	0
45	McLaughlin	DEN	87	388	4.5	21	1
46	Singletary	NYG	97	382	3.9	43	4
47	*Guerendo	SF	73	381	5.2	76	4
48	Warren	PIT	91	371	4.1	18	1
49	*Maye (QB)	NE	42	359	8.5	41	2
50	*Davis	BUF	87	357	4.1	22	3

2024 NATIONAL FOOTBALL LEAGUE

NFL THIRD-AND-ONE RUSHING LEADERS

RANK	PLAYER	TEAM	ATT	FD	PCT
1t	*Allen	NYJ	9	9	100.0%
1t	D. Jones (QB)	NYG-MIN	8	8	100.0%
1t	Darnold (QB)	MIN	7	7	100.0%
1t	Charbonnet	SEA	6	6	100.0%
1t	*Daniels (QB)	WAS	6	6	100.0%
1t	Herbert (QB)	LAC	6	6	100.0%
1t	C. Brown	CIN	5	5	100.0%
1t	Burrow (QB)	CIN	4	4	100.0%
1t	R. Johnson	CHI	4	4	100.0%
1t	Swift	CHI	4	4	100.0%
11	K. Williams	LAR	12	11	91.7%
12t	Allen (QB)	BUF	8	7	87.5%
12t	Levis (QB)	TEN	8	7	87.5%
14t	Dobbins	LAC	7	6	85.7%
14t	Robinson	ATL	7	6	85.7%
16	Mixon	HOU	6	5	83.3%
17t	Henry	BAL	10	8	80.0%
17t	Hubbard	CAR	10	8	80.0%
17t	Robinson	WAS	10	8	80.0%
17t	Elliott	DAL	5	4	80.0%
17t	L. Jackson (QB)	BAL	5	4	80.0%
17t	Pacheco	KC	5	4	80.0%
17t	Purdy (QB)	SF	5	4	80.0%
24t	Conner	ARI	9	7	77.8%
24t	Hunt	KC	9	7	77.8%
24t	*Nix (QB)	DEN	9	7	77.8%
27	Hurts (QB)	PHI	20	15	75.0%
28t	Achane	MIA	6	4	66.7%
28t	*Steele	KC	6	4	66.7%
30	Taylor	IND	11	7	63.6%
31	Jacobs	GB	8	5	62.5%
32t	Hall	NYJ	7	4	57.1%
32t	Kamara	NO	7	4	57.1%
34	Montgomery	DET	11	6	54.5%
35t	Allgeier	ATL	8	4	50.0%
35t	A. Jones	MIN	8	4	50.0%

2024 NATIONAL FOOTBALL LEAGUE

NFL LEADERS IN RECEPTIONS

RANK	PLAYER	TEAM	REC	YDS	AVG	LONG	TD
1	Chase	CIN	102	1413	13.9	70t	15
2	St. Brown	DET	95	1056	11.1	66t	10
3	Lamb	DAL	94	1089	11.6	65t	6
4	*Nabers	NYG	90	901	10.0	39	4
5	McBride (TE)	ARI	89	938	10.5	37	0
6	*Bowers (TE)	LV	87	933	10.7	57t	4
7	Smith-Njigba	SEA	85	994	11.7	46	5
8t	Wilson	NYJ	84	933	11.1	42	6
8t	Kelce (TE)	KC	84	709	8.4	38	2
10t	Jefferson	MIN	75	1170	15.6	97t	7
10t	D. London	ATL	75	866	11.5	31	6
12t	Shakir	BUF	71	774	10.9	52	4
12t	Robinson	NYG	71	523	7.4	25	2
14t	Jeudy	CLE	70	1052	15.0	89t	4
14t	J. Smith (TE)	MIA	70	740	10.6	57t	6
14t	Achane (RB)	MIA	70	509	7.3	39	6
17t	McLaurin	WAS	68	969	14.3	86t	11
17t	D. Moore	CHI	68	712	10.5	44	5
17t	Kamara (RB)	NO	68	543	8.0	57t	2
20t	D. Adams	LV-NYJ	67	860	12.8	71t	6
20t	T. Hill	MIA	67	805	12.0	80t	5
22t	Flowers	BAL	66	916	13.9	53t	4
22t	Sutton	DEN	66	878	13.3	37	6
22t	Meyers	LV	66	743	11.3	43	2
25	*B. Thomas	JAX	64	956	14.9	85t	8
26t	*McConkey	LAC	63	873	13.9	60t	5
26t	Kupp	LAR	63	657	10.4	69t	6
28	Henry (TE)	NE	62	635	10.2	35	1
29	Nacua	LAR	61	805	13.2	51	3
30	Kittle (TE)	SF	60	861	14.3	43	8
31t	Jennings	SF	59	805	13.6	45	6
31t	Otton (TE)	TB	59	600	10.2	44	4
33t	Mooney	ATL	57	873	15.3	49	5
33t	Metcalf	SEA	57	840	14.7	71t	3
35t	A. Brown	PHI	56	946	16.9	67t	5
35t	D. Smith	PHI	56	662	11.8	46	6
35t	Downs	IND	56	626	11.2	69t	4
35t	Njoku (TE)	CLE	56	439	7.8	29	5
39t	Pickens	PIT	55	850	15.5	44	3
39t	Douglas	NE	55	508	9.2	35t	2
39t	Moore	CLE	55	480	8.7	44	1
42t	Waddle	MIA	54	700	13.0	63	2
42t	Ertz (TE)	WAS	54	526	9.7	25	4
44t	Collins	HOU	53	849	16.0	67t	6
44t	Ridley	TEN	53	779	14.7	63	3
44t	McCloud	ATL	53	574	10.8	60	1
44t	Robinson (RB)	ATL	53	401	7.6	29	1
48t	Evans	TB	52	749	14.4	57t	9
48t	Pittman	IND	52	608	11.7	33	2
50t	Higgins	CIN	50	669	13.4	42t	6
50t	Godwin	TB	50	576	11.5	55t	5
50t	Hopkins	TEN-KC	50	566	11.3	35	5

2024 NATIONAL FOOTBALL LEAGUE

NFL RECEIVING YARDAGE LEADERS

RANK	PLAYER	TEAM	YDS	REC	AVG	LONG	TD
1	Chase	CIN	1413	102	13.9	70t	15
2	Jefferson	MIN	1170	75	15.6	97t	7
3	Lamb	DAL	1089	94	11.6	65t	6
4	St. Brown	DET	1056	95	11.1	66t	10
5	Jeady	CLE	1052	70	15.0	89t	4
6	Smith-Njigba	SEA	994	85	11.7	46	5
7	McLaurin	WAS	969	68	14.3	86t	11
8	*B. Thomas	JAX	956	64	14.9	85t	8
9	A. Brown	PHI	946	56	16.9	67t	5
10	McBride (TE)	ARI	938	89	10.5	37	0
11t	*Bowers (TE)	LV	933	87	10.7	57t	4
11t	Wilson	NYJ	933	84	11.1	42	6
13	Flowers	BAL	916	66	13.9	53t	4
14	*Nabers	NYG	901	90	10.0	39	4
15	Sutton	DEN	878	66	13.3	37	6
16t	*McConkey	LAC	873	63	13.9	60t	5
16t	Mooney	ATL	873	57	15.3	49	5
18	D. London	ATL	866	75	11.5	31	6
19	Kittle (TE)	SF	861	60	14.3	43	8
20	D. Adams	LV-NYJ	860	67	12.8	71t	6
21	Pickens	PIT	850	55	15.5	44	3
22	Collins	HOU	849	53	16.0	67t	6
23	Metcalf	SEA	840	57	14.7	71t	3
24t	T. Hill	MIA	805	67	12.0	80t	5
24t	Jennings	SF	805	59	13.6	45	6
24t	Nacua	LAR	805	61	13.2	51	3
27	Ridley	TEN	779	53	14.7	63	3
28	Shakir	BUF	774	71	10.9	52	4
29	Evans	TB	749	52	14.4	57t	9
30	Ja. Williams	DET	747	42	17.8	70t	5
31	Meyers	LV	743	66	11.3	43	2
32	J. Smith (TE)	MIA	740	70	10.6	57t	6
33	Reed	GB	727	49	14.8	70t	6
34	D. Moore	CHI	712	68	10.5	44	5
35	Kelce (TE)	KC	709	84	8.4	38	2
36	Addison	MIN	708	44	16.1	69	7
37	Waddle	MIA	700	54	13.0	63	2
38	*Harrison	ARI	687	47	14.6	60t	7
39	Higgins	CIN	669	50	13.4	42t	6
40	D. Smith	PHI	662	56	11.8	46	6
41	Kupp	LAR	657	63	10.4	69t	6
42	Bateman	BAL	654	38	17.2	59	7
43	Pierce	IND	645	29	22.2	65t	5
44	Henry (TE)	NE	635	62	10.2	35	1
45	Downs	IND	626	56	11.2	69t	4
46	Watson	GB	620	29	21.4	60	2
47	Pittman	IND	608	52	11.7	33	2
48	Otton (TE)	TB	600	59	10.2	44	4
49	*Odunze	CHI	585	45	13.0	47	3
50	Godwin	TB	576	50	11.5	55t	5

2024 NATIONAL FOOTBALL LEAGUE

NFL THIRD-DOWN RECEIVING LEADERS

RANK	PLAYER	TEAM	REC	YDS	AVG	LONG	TD
1	Sutton	DEN	28	443	15.8	33	3
2	Robinson	NYG	27	224	8.3	25	1
3	St. Brown	DET	25	361	14.4	66t	4
4t	Pickens	PIT	23	303	13.2	37	0
4t	Kelce (TE)	KC	23	239	10.4	38	1
6	Jennings	SF	22	236	10.7	31t	3
7t	*Nabers	NYG	21	263	12.5	39	2
7t	Smith-Njigba	SEA	21	259	12.3	25	1
9t	Shakir	BUF	20	327	16.4	52	2
9t	Kittle (TE)	SF	20	235	11.8	41	5
9t	Wilson	NYJ	20	221	11.1	26t	2
12t	*Bowers (TE)	LV	19	240	12.6	29	1
12t	*McConkey	LAC	19	224	11.8	19	2
12t	Moore	CLE	19	198	10.4	44	0
15t	McLaurin	WAS	18	307	17.1	66	4
15t	Chase	CIN	18	231	12.8	63t	2
15t	Henry (TE)	NE	18	213	11.8	32	0
15t	Lamb	DAL	18	205	11.4	28	1
19t	Higgins	CIN	17	277	16.3	38t	4
19t	Downs	IND	17	216	12.7	31	1
21t	Jefferson	MIN	16	291	18.2	52t	4
21t	Collins	HOU	16	208	13.0	34	3
21t	T. Hill	MIA	16	206	12.9	30	1
21t	Meyers	LV	16	204	12.8	43	0
21t	Godwin	TB	16	197	12.3	24	0
21t	Dell	HOU	16	194	12.1	31	0
21t	J. Smith (TE)	MIA	16	169	10.6	33	2
21t	Otton (TE)	TB	16	164	10.3	29	2
29t	Hill (RB)	BAL	15	168	11.2	24	0
29t	Douglas	NE	15	157	10.5	35t	1
29t	Kupp	LAR	15	132	8.8	27	1
32t	D. Adams	LV-NYJ	14	265	18.9	43	1
32t	A. Brown	PHI	14	235	16.8	28	1
32t	Mooney	ATL	14	230	16.4	49	2
32t	Metcalf	SEA	14	220	15.7	31t	1
32t	McBride (TE)	ARI	14	191	13.6	29	0
32t	Gesicki (TE)	CIN	14	183	13.1	47t	1
32t	D. London	ATL	14	158	11.3	20	3
39t	Johnston	LAC	13	208	16.0	66t	5
39t	Jeudy	CLE	13	207	15.9	35t	1
39t	Waddle	MIA	13	182	14.0	36	0
39t	Boyd	TEN	13	163	12.5	40	0
39t	Slayton	NYG	13	160	12.3	36	0
39t	McCloud	ATL	13	159	12.2	27	0
39t	Andrews (TE)	BAL	13	153	11.8	23	4
39t	Freiermuth (TE)	PIT	13	151	11.6	22	3
39t	Nacua	LAR	13	150	11.5	21	1
39t	D. Moore	CHI	13	146	11.2	31t	2
39t	Allen	CHI	13	133	10.2	25	1
39t	Diggs	HOU	13	127	9.8	21	1

2024 NATIONAL FOOTBALL LEAGUE

NFL LEADING SCORERS (NON-KICKING)

RANK	PLAYER	TEAM	POS	TOUCHDOWNS				X2	PTS
				TOTAL	RUSH	REC	RET		
1t	Chase	CIN	WR	15	0	15	0	0	90
1t	Henry	BAL	RB	15	13	2	0	0	90
3t	Barkley	PHI	RB	13	11	2	0	3	84
3t	Cook	BUF	RB	14	13	1	0	0	84
3t	Gibbs	DET	RB	14	11	3	0	0	84
3t	Hurts	PHI	QB	14	14	0	0	0	84
3t	K. Williams	LAR	RB	14	12	2	0	0	84
8	Jacobs	GB	RB	13	12	1	0	0	78
9t	Allen	BUF	QB	12	11	1	0	0	72
9t	Mixon	HOU	RB	12	11	1	0	0	72
9t	Montgomery	DET	RB	12	12	0	0	0	72
12	C. Brown	CIN	RB	11	7	4	0	1	68
13	McLaurin	WAS	WR	11	0	11	0	0	66
14t	Achane	MIA	RB	10	4	6	0	0	60
14t	St. Brown	DET	WR	10	0	10	0	0	60
16t	Hubbard	CAR	RB	9	8	1	0	1	56
16t	Robinson	ATL	RB	9	8	1	0	1	56
18t	Charbonnet	SEA	RB	9	8	1	0	0	54
18t	Evans	TB	WR	9	0	9	0	0	54
18t	White	TB	RB	9	3	6	0	0	54
21t	Conner	ARI	RB	8	7	1	0	2	52
21t	*B. Thomas	JAX	WR	8	0	8	0	2	52
23t	Addison	MIN	WR	8	1	7	0	0	48
23t	Andrews	BAL	TE	8	0	8	0	0	48
23t	Dobbins	LAC	RB	8	8	0	0	0	48
23t	Johnston	LAC	WR	8	0	8	0	0	48
23t	Kamara	NO	RB	8	6	2	0	0	48
23t	Kittle	SF	TE	8	0	8	0	0	48
23t	Robinson	WAS	RB	8	8	0	0	0	48
23t	Walker	SEA	RB	8	7	1	0	0	48
23t	Westbrook-Ikhine	TEN	WR	8	0	8	0	0	48
32	Stevenson	NE	RB	7	6	1	0	2	46
33t	Hall	NYJ	RB	7	5	2	0	1	44
33t	Kraft	GB	TE	7	0	7	0	1	44
35t	Bateman	BAL	WR	7	0	7	0	0	42
35t	*Harrison	ARI	WR	7	0	7	0	0	42
35t	Jefferson	MIN	WR	7	0	7	0	0	42
35t	Reed	GB	WR	7	1	6	0	0	42
35t	Robinson	LAR	WR	7	0	7	0	0	42
35t	*Worthy	KC	WR	7	3	4	0	0	42
41t	D. Adams	LV-NYJ	WR	6	0	6	0	1	38
41t	*Daniels	WAS	QB	6	6	0	0	1	38
41t	Lamb	DAL	WR	6	0	6	0	1	38
41t	Wilson	NYJ	WR	6	0	6	0	1	38
45t	Collins	HOU	WR	6	0	6	0	0	36
45t	Freiermuth	PIT	TE	6	0	6	0	0	36

2024 NATIONAL FOOTBALL LEAGUE

NFL LEADING SCORERS (NON-KICKING)

RANK	PLAYER	TEAM	POS	TOUCHDOWNS				X2	PTS
				TOTAL	RUSH	REC	RET		
45t	Higgins	CIN	WR	6	0	6	0	0	36
45t	Hill	NO	TE	6	6	0	0	0	36
45t	*Irving	TB	RB	6	6	0	0	0	36
45t	Jennings	SF	WR	6	0	6	0	0	36
45t	R. Johnson	CHI	RB	6	6	0	0	0	36
45t	A. Jones	MIN	RB	6	4	2	0	0	36
45t	Kupp	LAR	WR	6	0	6	0	0	36
45t	D. London	ATL	WR	6	0	6	0	0	36
45t	D. Smith	PHI	WR	6	0	6	0	0	36
45t	J. Smith	MIA	TE	6	0	6	0	0	36
45t	Sutton	DEN	WR	6	0	6	0	0	36
45t	Taylor	IND	RB	6	5	1	0	0	36

2024 NATIONAL FOOTBALL LEAGUE

NFL LEADING SCORERS (KICKING)

RANK	PLAYER	TEAM	PAT	FG	FG%	LONG	PTS
1	Boswell	PIT	30/30	38/41	92.7%	57	144
2	Fairbairn	HOU	31/31	33/39	84.6%	59	130
3	Aubrey	DAL	26/26	32/38	84.2%	65	122
4t	Bates	DET	54/55	21/23	91.3%	58	117
4t	McLaughlin	TB	42/44	25/27	92.6%	56	117
6	Lutz	DEN	35/35	27/30	90.0%	54	116
7	Bass	BUF	50/54	21/26	80.8%	61	113
8	Dicker	LAC	25/28	29/31	93.5%	59	112
9t	Sanders	MIA	20/22	28/32	87.5%	57	104
9t	Tucker	BAL	47/49	19/27	70.4%	56	104
11	Seibert	WAS	22/24	27/30	90.0%	55	103
12t	Elliott	PHI	37/38	20/26	76.9%	49	97
12t	Myers	SEA	31/34	22/25	88.0%	59	97
14t	Gay	IND	23/23	24/27	88.9%	56	95
14t	Grupe	NO	29/31	22/26	84.6%	57	95
16t	Carlson	LV	19/19	25/30	83.3%	54	94
16t	Koo	ATL	25/25	23/31	74.2%	58	94
18	*Karty	LAR	29/32	21/26	80.8%	55	92
19	Moody	SF	23/23	22/28	78.6%	53	89
20t	Folk	TEN	25/25	21/22	95.5%	56	88
20t	Slye	NE	19/20	23/30	76.7%	63	88
22	*C. Little	JAX	21/21	22/24	91.7%	59	87
23	McPherson	CIN	37/38	16/22	72.7%	56	85
24	Ryland	ARI	18/18	22/26	84.6%	57	84
25	Pineiro	CAR	23/24	20/23	87.0%	53	83
26	Butker	KC	24/25	18/21	85.7%	53	78
27	*Reichard	MIN	29/29	14/17	82.4%	58	71
28	Santos	CHI	20/21	16/20	80.0%	54	68
29	McManus	GB	23/23	14/15	93.3%	51	65
30	Hopkins	CLE	16/18	16/25	64.0%	56	64
31	Joseph	DET-NYG-WAS	8/8	15/19	78.9%	52	53
32	*Narveson	GB-TEN	16/16	12/17	70.6%	47	52
33	Carlson	SF-NYJ	12/14	12/13	92.3%	58	48
34t	Romo	MIN-NE	7/8	11/12	91.7%	55	40
34t	Zuerlein	NYJ	13/14	9/15	60.0%	40	40
36	Wright	SF-KC	5/5	11/12	91.7%	50	38
37	Prater	ARI	10/10	6/6	100.0%	57	28
38	Gano	NYG	7/7	6/8	75.0%	50	25
39	*Shrader	IND-NYJ-KC	9/9	5/5	100.0%	45	24
40	Gonzalez	WAS	10/10	3/5	60.0%	48	19
41	York	WAS-CIN	9/10	3/5	60.0%	37	18
42t	*McAtamney	NYG	1/1	1/1	100.0%	31	4
42t	Patterson	NYJ-ATL-CLE	4/4	0/0	---	---	4
44	Wishnowsky	SF	0/0	1/1	100.0%	26	3
45	Gillan	NYG	0/1	0/0	---	---	0

2024 NATIONAL FOOTBALL LEAGUE

2024 NATIONAL FOOTBALL LEAGUE

NFL TOUCHBACKS ON KICKOFFS

RANK	PLAYER	TEAM	TB
1	Bates	DET	72
2	Bass	BUF	66
3	Tucker	BAL	61
4t	Evans	LAR	56
4t	Lutz	DEN	56
4t	Mann	PHI	56
7	McPherson	CIN	54
8	C. Little	JAX	53
9	Sanders	MIA	52
10	Gay	IND	50
11	Dicker	LAC	48
12	Boswell	PIT	47
13	Reichard	MIN	46
14t	Fairbairn	HOU	41
14t	Ryland	ARI	41
14t	Slye	NE	41
17t	Butker	KC	39
17t	Moody	SF	39
19	Gill	TB	38
20t	Folk	TEN	37
20t	Myers	SEA	37
22	Pinion	ATL	36
23	Aubrey	DAL	34
24t	Carlson	LV	33
24t	Santos	CHI	33
26	Hopkins	CLE	32
27	Zuerlein	NYJ	28
28t	Joseph	DET-NYG-WAS	23
28t	Pineiro	CAR	23
30	McManus	GB	21
31	Romo	MIN-NE	19
32t	Camarda	TB	18
32t	Grupe	NO	18
34t	Narveson	GB-TEN	17
34t	Prater	ARI	17
34t	Shrader	IND-NYJ-KC	17
37	Seibert	WAS	14
38t	Carlson	SF-NYJ	13
38t	Gano	NYG	13
38t	York	WAS-CIN	13
41t	Browning	TB	5
41t	Karty	LAR	5
41t	Koo	ATL	5
44	McAtamney	NYG	4
45	Gonzalez	WAS	3
46t	Gillan	NYG	2
46t	Patterson	NYJ-ATL-CLE	2
46t	Stout	BAL	2

2024 NATIONAL FOOTBALL LEAGUE

NFL TOUCHBACKS ON KICKOFFS

RANK	PLAYER	TEAM	TB
46t	Wright	SF-KC	2
50t	Elliott	PHI	1
50t	Reid	KC	1

2024 NATIONAL FOOTBALL LEAGUE

NFL MOST YARDS FROM SCRIMMAGE

RANK	PLAYER	TEAM	POS	TOTAL			RUSHING			RECEIVING		
				YDS	PLAYS	AVG	YDS	ATT	AVG	YDS	ATT	AVG
1	Barkley	PHI	RB	1964	316	6.2	1688	285	5.9	276	31	8.9
2	Henry	BAL	RB	1599	267	6.0	1474	254	5.8	125	13	9.6
3	Kamara	NO	RB	1493	296	5.0	950	228	4.2	543	68	8.0
4	Jacobs	GB	RB	1449	296	4.9	1147	265	4.3	302	31	9.7
5	Gibbs	DET	RB	1442	225	6.4	1047	186	5.6	395	39	10.1
6	Chase	CIN	WR	1438	104	13.8	25	2	12.5	1413	102	13.9
7	Robinson	ATL	RB	1378	268	5.1	977	215	4.5	401	53	7.6
8	Conner	ARI	RB	1334	258	5.2	973	217	4.5	361	41	8.8
9	K. Williams	LAR	RB	1280	310	4.1	1121	280	4.0	159	30	5.3
10	Pollard	TEN	RB	1215	269	4.5	982	230	4.3	233	39	6.0
11	Hubbard	CAR	RB	1201	264	4.5	1043	225	4.6	158	39	4.1
12	A. Jones	MIN	RB	1195	234	5.1	893	197	4.5	302	37	8.2
13	Mixon	HOU	RB	1187	249	4.8	910	217	4.2	277	32	8.7
14	Jefferson	MIN	WR	1173	76	15.4	3	1	3.0	1170	75	15.6
15	Lamb	DAL	WR	1159	108	10.7	70	14	5.0	1089	94	11.6
16t	Achane	MIA	RB	1150	235	4.9	641	165	3.9	509	70	7.3
16t	C. Brown	CIN	RB	1150	238	4.8	832	191	4.4	318	47	6.8
18	*Irving	TB	RB	1148	190	6.0	852	152	5.6	296	38	7.8
19	Harris	PIT	RB	1147	259	4.4	891	229	3.9	256	30	8.5
20	Hall	NYJ	RB	1144	221	5.2	722	173	4.2	422	48	8.8
21	Montgomery	DET	RB	1116	221	5.0	775	185	4.2	341	36	9.5
22	Dowdle	DAL	RB	1085	210	5.2	880	177	5.0	205	33	6.2
23	St. Brown	DET	WR	1062	97	10.9	6	2	3.0	1056	95	11.1
24	Cook	BUF	RB	1060	200	5.3	828	171	4.8	232	29	8.0
25	Swift	CHI	RB	1057	227	4.7	742	193	3.8	315	34	9.3
26	Jeudy	CLE	WR	1052	70	15.0	0	0	---	1052	70	15.0
27	Taylor	IND	RB	1033	223	4.6	911	208	4.4	122	15	8.1
28	Smith-Njigba	SEA	WR	1011	88	11.5	17	3	5.7	994	85	11.7
29	*B. Thomas	JAX	WR	986	69	14.3	30	5	6.0	956	64	14.9
30	McLaurin	WAS	WR	971	70	13.9	2	2	1.0	969	68	14.3
31	Flowers	BAL	WR	960	73	13.2	44	7	6.3	916	66	13.9
32	*Bowers	LV	TE	947	91	10.4	14	4	3.5	933	87	10.7
33	A. Brown	PHI	WR	946	56	16.9	0	0	---	946	56	16.9
34	McBride	ARI	TE	940	90	10.4	2	1	2.0	938	89	10.5
35	Wilson	NYJ	WR	938	85	11.0	5	1	5.0	933	84	11.1
36	*Tracy	NYG	RB	915	181	5.1	695	151	4.6	220	30	7.3
37	White	TB	RB	912	178	5.1	573	135	4.2	339	43	7.9
38	*Nabers	NYG	WR	903	95	9.5	2	5	0.4	901	90	10.0
39	Dobbins	LAC	RB	900	186	4.8	766	158	4.8	134	28	4.8
40	Stevenson	NE	RB	895	225	4.0	740	193	3.8	155	32	4.8
41	Reed	GB	WR	882	65	13.6	155	16	9.7	727	49	14.8
42	Mason	SF	RB	880	164	5.4	789	153	5.2	91	11	8.3
43	Sutton	DEN	WR	878	66	13.3	0	0	---	878	66	13.3
44t	*McConkey	LAC	WR	873	63	13.9	0	0	---	873	63	13.9
44t	Mooney	ATL	WR	873	57	15.3	0	0	---	873	57	15.3
46	D. London	ATL	WR	863	76	11.4	-3	1	-3.0	866	75	11.5
47	Kittle	SF	TE	861	60	14.4	0	0	---	861	60	14.4
48	D. Adams	LV-NYJ	WR	860	67	12.8	0	0	---	860	67	12.8
49	T. Hill	MIA	WR	858	75	11.4	53	8	6.6	805	67	12.0
50	Nacua	LAR	WR	851	72	11.8	46	11	4.2	805	61	13.2

2024 NATIONAL FOOTBALL LEAGUE

NFL LEADERS IN FIRST DOWNS

RANK	PLAYER	TEAM	POS	TOTAL	RUSH	REC
1	K. Williams	LAR	RB	81	75	6
2	Barkley	PHI	RB	80	68	12
3t	Conner	ARI	RB	76	61	15
3t	Henry	BAL	RB	76	69	7
5	Jacobs	GB	RB	73	60	13
6	Kamara	NO	RB	70	52	18
7	Gibbs	DET	RB	69	49	20
8t	Montgomery	DET	RB	66	50	16
8t	Robinson	ATL	RB	66	48	18
10	Hubbard	CAR	RB	64	54	10
11	Chase	CIN	WR	63	2	61
12	Hurts	PHI	QB	61	61	0
13	C. Brown	CIN	RB	60	41	19
14	St. Brown	DET	WR	59	1	58
15	Pollard	TEN	RB	58	49	9
16	Mixon	HOU	RB	57	46	11
17t	Achane	MIA	RB	55	29	26
17t	Dowdle	DAL	RB	55	43	12
19	Lamb	DAL	WR	54	4	50
20t	Harris	PIT	RB	53	42	11
20t	Taylor	IND	RB	53	46	7
22t	Cook	BUF	RB	51	40	11
22t	Wilson	NYJ	WR	51	1	50
24t	*Irving	TB	RB	50	38	12
24t	Jefferson	MIN	WR	50	0	50
24t	A. Jones	MIN	RB	50	37	13
24t	McBride	ARI	TE	50	1	49
28t	D. London	ATL	WR	49	0	49
28t	Smith-Njigba	SEA	WR	49	1	48
30t	*Bowers	LV	TE	48	2	46
30t	Jeudy	CLE	WR	48	0	48
30t	McLaurin	WAS	WR	48	0	48
33t	*Nabers	NYG	WR	47	1	46
33t	White	TB	RB	47	30	17
35t	Allen	BUF	QB	46	45	1
35t	A. Brown	PHI	WR	46	0	46
35t	T. Hill	MIA	WR	46	2	44
35t	J. Smith	MIA	TE	46	0	46
35t	Sutton	DEN	WR	46	0	46
40	Dobbins	LAC	RB	45	39	6
41t	Robinson	WAS	RB	44	41	3
41t	Stevenson	NE	RB	44	37	7
41t	*B. Thomas	JAX	WR	44	2	42
41t	Walker	SEA	RB	44	26	18
45t	Hall	NYJ	RB	43	31	12
45t	Hunt	KC	RB	43	34	9
45t	Mason	SF	RB	43	37	6
45t	*Tracy	NYG	RB	43	33	10
49t	*Daniels	WAS	QB	42	42	0
49t	Flowers	BAL	WR	42	1	41
49t	*McConkey	LAC	WR	42	0	42
49t	Mooney	ATL	WR	42	0	42

2024 NATIONAL FOOTBALL LEAGUE

NFL PUNTING YARDS LEADERS

RANK	PLAYER	TEAM	POS	PUNTS	YARDS	LONG	AVG	TB	BLK	DWN	OB	RETURNS		IN20	NET AVG
												TOT	YDS		
1	Cole	LV	P	48	2482	70	51.7	6	1	6	9	18	214	19	43.8
2	Fox	DET	P	42	2146	68	51.1	4	0	5	1	18	114	21	46.5
3	Cooke	JAX	P	54	2754	73	51.0	3	0	1	10	22	202	29	46.1
4	Stonehouse	TEN	P	61	3102	75	50.9	5	2	2	3	42	619	18	37.8
5	Baringer	NE	P	60	3022	75	50.4	8	0	5	3	30	388	26	41.2
6	Sanchez	IND	P	59	2961	65	50.2	4	0	2	4	27	367	22	42.6
7	Bojorquez	CLE	P	75	3747	84	50.0	6	0	11	11	31	451	36	42.3
8	Mann	PHI	P	44	2185	70	49.7	5	1	8	4	21	149	15	43.0
9	Gillikin	ARI	P	38	1887	63	49.7	1	0	6	2	16	183	19	44.3
10	*Rehkov	CIN	P	45	2204	80	49.0	5	0	4	2	21	182	22	42.7
11	Dickson	SEA	P	61	2978	68	48.8	7	0	5	7	27	233	25	42.7
12	*T. Taylor	CHI	P	63	3067	68	48.7	3	0	6	5	36	386	23	41.6
13	Araiza	KC	P	50	2423	67	48.5	6	0	6	0	22	227	19	41.5
14	Anger	DAL	P	49	2363	62	48.2	3	0	5	1	24	272	19	41.4
15	Bailey	MIA	P	44	2113	64	48.0	3	1	3	13	18	202	18	41.1
16	Townsend	HOU	P	64	3064	66	47.9	4	1	11	6	21	105	34	44.3
17	Stout	BAL	P	44	2102	70	47.8	3	0	3	6	21	163	17	42.7
18	Martin	BUF	P	43	2052	65	47.7	4	1	5	5	18	162	21	41.1
19	Morstead	NYJ	P	56	2672	75	47.7	7	0	4	6	26	222	17	41.3
20	Pinion	ATL	P	36	1715	65	47.6	2	0	3	2	19	258	9	39.4
21	Dixon	DEN	P	66	3115	65	47.2	5	0	9	7	26	226	30	42.3
22	Scott	LAC	P	66	3098	67	46.9	4	0	7	9	27	253	27	41.9
23	Waitman	PIT	P	51	2377	71	46.6	5	0	6	6	21	117	22	42.4
24	Whelan	GB	P	47	2187	74	46.5	3	0	7	4	18	135	21	42.4
25	Way	WAS	P	40	1860	74	46.5	2	0	6	4	20	124	17	42.4
26	R. Wright	MIN	P	43	1974	66	45.9	5	0	5	6	19	128	22	40.6
27	Hekker	CAR	P	60	2734	65	45.6	2	0	15	3	22	155	18	42.3
28	Evans	LAR	P	45	2049	68	45.5	2	0	7	9	18	166	23	41.0
29	*Hayball	NO	P	61	2683	59	44.0	3	0	7	6	24	181	33	40.0
30	Gillan	NYG	P	45	1972	67	43.8	2	0	4	7	15	122	23	40.2

2024 NATIONAL FOOTBALL LEAGUE

NFL NET PUNTING YARDS LEADERS

RANK	PLAYER	TEAM	POS	PUNTS	YARDS	LONG	AVG	TB	BLK	DWN	OB	RETURNS		IN20	NET AVG
												TOT	YDS		
1	Fox	DET	P	42	2146	68	51.1	4	0	5	1	18	114	21	46.5
2	Cooke	JAX	P	54	2754	73	51.0	3	0	1	10	22	202	29	46.1
3	Gillikin	ARI	P	38	1887	63	49.7	1	0	6	2	16	183	19	44.3
4	Townsend	HOU	P	64	3064	66	47.9	4	1	11	6	21	105	34	44.3
5	Cole	LV	P	48	2482	70	51.7	6	1	6	9	18	214	19	43.8
6	Mann	PHI	P	44	2185	70	49.7	5	1	8	4	21	149	15	43.0
7	*Rehkw	CIN	P	45	2204	80	49.0	5	0	4	2	21	182	22	42.7
8	Dickson	SEA	P	61	2978	68	48.8	7	0	5	7	27	233	25	42.7
9	Stout	BAL	P	44	2102	70	47.8	3	0	3	6	21	163	17	42.7
10	Sanchez	IND	P	59	2961	65	50.2	4	0	2	4	27	367	22	42.6
11	Way	WAS	P	40	1860	74	46.5	2	0	6	4	20	124	17	42.4
12	Whelan	GB	P	47	2187	74	46.5	3	0	7	4	18	135	21	42.4
13	Waitman	PIT	P	51	2377	71	46.6	5	0	6	6	21	117	22	42.4
14	Bojorquez	CLE	P	75	3747	84	50.0	6	0	11	11	31	451	36	42.3
15	Hekker	CAR	P	60	2734	65	45.6	2	0	15	3	22	155	18	42.3
16	Dixon	DEN	P	66	3115	65	47.2	5	0	9	7	26	226	30	42.3
17	Scott	LAC	P	66	3098	67	46.9	4	0	7	9	27	253	27	41.9
18	*T. Taylor	CHI	P	63	3067	68	48.7	3	0	6	5	36	386	23	41.6
19	Araiza	KC	P	50	2423	67	48.5	6	0	6	0	22	227	19	41.5
20	Anger	DAL	P	49	2363	62	48.2	3	0	5	1	24	272	19	41.4
21	Morstead	NYJ	P	56	2672	75	47.7	7	0	4	6	26	222	17	41.3
22	Baringer	NE	P	60	3022	75	50.4	8	0	5	3	30	388	26	41.2
23	Martin	BUF	P	43	2052	65	47.7	4	1	5	5	18	162	21	41.1
24	Bailey	MIA	P	44	2113	64	48.0	3	1	3	13	18	202	18	41.1
25	Evans	LAR	P	45	2049	68	45.5	2	0	7	9	18	166	23	41.0
26	R. Wright	MIN	P	43	1974	66	45.9	5	0	5	6	19	128	22	40.6
27	Gillan	NYG	P	45	1972	67	43.8	2	0	4	7	15	122	23	40.2
28	*Hayball	NO	P	61	2683	59	44.0	3	0	7	6	24	181	33	40.0
29	Pinion	ATL	P	36	1715	65	47.6	2	0	3	2	19	258	9	39.4
30	Stonehouse	TEN	P	61	3102	75	50.9	5	2	2	3	42	619	18	37.8

2024 NATIONAL FOOTBALL LEAGUE

2024 NATIONAL FOOTBALL LEAGUE

NFL PUNT RETURN LEADERS

RANK	PLAYER	TEAM	POS	RET	FC	YDS	AVG	LONG	TD
1	Mims	DEN	WR	26	17	408	15.7	61	0
2	M. Jones	NE	CB	26	8	386	14.8	62	0
3	Raymond	DET	WR	27	9	390	14.4	90t	1
4	Austin	PIT	WR	23	14	259	11.3	73t	1
5	*Codrington	BUF	DB	25	6	281	11.2	29	0
6	*DeJean	PHI	CB	18	18	196	10.9	31	0
7	Zaccheaus	WAS	WR	17	14	179	10.5	24	0
8	Darden	CLE-SEA	WR	25	6	260	10.4	28	0
9	Hardman	KC	WR	20	9	203	10.2	55	0
10	Carter	CHI	WR	17	9	158	9.3	38	0
11	*Cowing	SF	WR	26	7	222	8.5	30	0
12	Blackshear	CAR	RB	17	3	145	8.5	16	0
13	Gipson	NYJ	WR	28	15	230	8.2	40	0
14	*Jackson	TEN	WR	28	7	215	7.7	20	0
15	Smith-Marsette	NYG	WR	26	15	197	7.6	22	0
16	Powell	MIN	WR	19	9	141	7.4	15	0

2024 NATIONAL FOOTBALL LEAGUE

NFL KICKOFF RETURN LEADERS

RANK	PLAYER	TEAM	POS	RET	YDS	AVG	LONG	TD
1	Turpin	DAL	WR	24	826	34.4	99t	1
2	Ekeler	WAS	RB	19	594	31.3	62	0
3	Davis	LAC	WR	18	507	28.2	56	0
4	Gray	NYG	RB	20	517	25.9	36	0
5	Blackshear	CAR	RB	28	705	25.2	43	0

2024 NATIONAL FOOTBALL LEAGUE

2024 NATIONAL FOOTBALL LEAGUE

NFL INTERCEPTION LEADERS

RANK	PLAYER	TEAM	POS	INT	YARDS	AVG	LONG	TD
1t	K. Joseph	DET	SAF	7	60	8.6	33	1
1t	McKinney	GB	SAF	7	111	15.9	48	0
3	B. Murphy	MIN	CB	6	2	0.3	2	0
4t	*Bullock	HOU	SAF	5	96	19.2	68	0
4t	Humphrey	BAL	CB	5	0	0.0	0	0
4t	Jackson	PIT	CB	5	88	17.6	49	0
4t	Stingley	HOU	CB	5	48	9.6	31	0
8t	Branch	DET	SAF	4	48	12.0	47	0
8t	Hooker	TEN	SAF	4	49	12.3	30	0
8t	*McCullough	LAR	DB	4	6	1.5	4t	1
8t	*Still	LAC	DB	4	85	21.3	61t	1
8t	Surtain	DEN	CB	4	132	33.0	100t	1
13t	Adebo	NO	CB	3	68	22.7	47	0
13t	*Bishop	PIT	CB	3	46	15.3	41	0
13t	Blankenship	PHI	SAF	3	1	0.3	1	0
13t	Bryant	SEA	CB	3	87	29.0	69t	1
13t	Bynum	MIN	SS	3	3	1.0	3	0
13t	Cross	IND	SAF	3	25	8.3	20	0
13t	Gardner-Johnson	PHI	SAF	3	15	5.0	15	0
13t	B. Jones	DEN	SAF	3	74	24.7	37	0
13t	*Kinchens	LAR	SAF	3	112	37.3	103t	1
13t	*Lassiter	HOU	CB	3	9	3.0	9	0
13t	Mathieu	NO	FS	3	29	9.7	23	0
13t	Molden	LAC	CB	3	28	9.3	25	0
13t	Stone	CIN	SAF	3	88	29.3	49	1
13t	Taylor-Britt	CIN	CB	3	79	26.3	51t	1
13t	Woods	CAR	FS	3	70	23.3	33	0
28t	Alexander	GB	CB	2	52	26.0	35t	1
28t	Barton	DEN	LB	2	71	35.5	56	0
28t	Bates	ATL	SS	2	0	0.0	0	0
28t	Bernard	BUF	LB	2	1	0.5	1	0
28t	Blackmon	IND	SAF	2	17	8.5	17	0
28t	Conner	KC	DB	2	32	16.0	29	0
28t	Cook	KC	FS	2	0	0.0	0	0
28t	Davis	DET	CB	2	0	0.0	0	0
28t	Diggs	DAL	CB	2	1	0.5	1	0
28t	Echols	NYJ	CB	2	0	0.0	0	0
28t	Franklin	IND	OLB	2	4	2.0	4	0
28t	Gonzalez	NE	CB	2	2	1.0	2	0
28t	Griffin	MIN	CB	2	28	14.0	28	0
28t	Grugier-Hill	MIN	OLB	2	5	2.5	5	0
28t	Hamlin	BUF	SS	2	19	9.5	19	0
28t	*Hicks	KC	SAF	2	47	23.5	47	0
28t	Hooker	DAL	FS	2	20	10.0	21	0
28t	Ingram	BUF	DB	2	56	28.0	31t	1
28t	A. Johnson	BUF	NT	2	9	4.5	5	0
28t	J. Johnson	CHI	CB	2	11	5.5	9	0
28t	Ta. Johnson	BUF	CB	2	23	11.5	23t	1
28t	Jones	LV	CB	2	53	26.5	29t	1
28t	Jones	IND	DB	2	5	2.5	5	0
28t	Kendricks	DAL	MLB	2	15	7.5	8	0
28t	Lenoir	SF	CB	2	33	16.5	33	0
28t	Love	SEA	FS	2	26	13.0	26	0
28t	McCollum	TB	CB	2	4	2.0	4	0
28t	McMillian	DEN	CB	2	44	22.0	44t	1

2024 NATIONAL FOOTBALL LEAGUE

NFL INTERCEPTION LEADERS

RANK	PLAYER	TEAM	POS	INT	YARDS	AVG	LONG	TD
28t	Metellus	MIN	SAF	2	16	8.0	12	0
28t	Moehrig	LV	SAF	2	28	14.0	16	0
28t	Mukuamu	DAL	SAF	2	20	10.0	15	0
28t	Murphy-Bunting	ARI	CB	2	2	1.0	2	0
28t	Ramsey	MIA	CB	2	7	3.5	7	0
28t	Rapp	BUF	FS	2	5	2.5	5	0
28t	*Sainristil	WAS	CB	2	38	19.0	38	0
28t	Smith	MIN	FS	2	0	0.0	0	0
28t	*Smith	TB	DB	2	0	0.0	0	0
28t	Terrell	ATL	CB	2	1	0.5	1	0
28t	Van Ginkel	MIN	OLB	2	73	36.5	63t	2
28t	Ward	CLE	CB	2	0	0.0	0	0
28t	Ward	HOU	SAF	2	67	33.5	65t	1
28t	Warner	SF	MLB	2	70	35.0	45t	1
28t	A. Washington	BAL	SAF	2	33	16.5	32	0
28t	G. Williams	ARI	CB	2	0	0.0	0	0
28t	Woolen	SEA	CB	2	4	2.0	4	0

2024 NATIONAL FOOTBALL LEAGUE

NFL SACK LEADERS

RANK	PLAYER	TEAM	POS	SACKS
1	Hendrickson	CIN	DE	12.5
2	Hunter	HOU	DE	12.0
3t	Bonitto	DEN	LB	11.5
3t	Watt	PIT	OLB	11.5
5	Garrett	CLE	DE	11.0
6	Anderson	HOU	DE	10.5
7t	Greenard	MIN	LB	10.0
7t	McDonald	NYJ	DE	10.0
9t	Lawrence	NYG	DT	9.0
9t	Van Ginkel	MIN	OLB	9.0
9t	Van Noy	BAL	MLB	9.0
12t	Floyd	SF	DE	8.5
12t	Fowler	WAS	LB	8.5
12t	Parsons	DAL	LB	8.5
12t	Walker	JAX	DE	8.5
16t	Burns	NYG	LB	8.0
16t	Cooper	DEN	LB	8.0
16t	Ca. Heyward	PIT	DT	8.0
16t	Landry	TEN	LB	8.0
16t	Luvu	WAS	LB	8.0
16t	Oweh	BAL	LB	8.0
16t	Z. Smith	CLE-DET	DE	8.0
16t	Sweat	PHI	LB	8.0
24t	Bresee	NO	DT	7.5
24t	Crosby	LV	DE	7.5
24t	Hutchinson	DET	DE	7.5
24t	Rousseau	BUF	DE	7.5
24t	Sieler	MIA	DE	7.5
24t	Tuipulotu	LAC	LB	7.5
30t	Bosa	SF	DE	7.0
30t	Hines-Allen	JAX	DE	7.0
30t	P. Jones	MIN	LB	7.0
30t	Karlaftis	KC	DE	7.0
30t	Turner	LAR	DT	7.0
30t	L. Williams	SEA	DE	7.0
36t	Buckner	IND	DT	6.5
36t	Gary	GB	DE	6.5
36t	Key	TEN	LB	6.5
39t	*Fiske	LAR	DT	6.0
39t	D. Hall	SEA	LB	6.0
39t	Kancey	TB	DT	6.0
39t	Ojulari	NYG	LB	6.0
39t	Paye	IND	DE	6.0
39t	Vea	TB	DT	6.0
39t	Quin. Williams	NYJ	NT	6.0
39t	Young	LAR	LB	6.0
47t	David	TB	OLB	5.5
47t	Franklin-Myers	DEN	DE	5.5
47t	Granderson	NO	DE	5.5
47t	N. Smith	PHI	LB	5.5
47t	Wharton	KC	DT	5.5
47t	C. Young	NO	DE	5.5

2024 NATIONAL FOOTBALL LEAGUE

NFL LEADERS IN FUMBLE RECOVERIES

RANK	PLAYER	TEAM	POS	TOTAL	OWN TEAM	OPP TEAM
1	Mayfield	TB	QB	7	7	0
2	Richardson	IND	QB	6	6	0
3t	L. Jackson	BAL	QB	5	5	0
3t	Rush	DAL	QB	5	5	0
3t	G. Smith	SEA	QB	5	5	0
6	Stevenson	NE	RB	4	4	0
7t	Carr	NO	QB	3	3	0
7t	D. Elliott	PIT	DB	3	0	3
7t	Fields	PIT	QB	3	3	0
7t	Herbert	LAC	QB	3	3	0
7t	*Irving	TB	RB	3	3	0
7t	Levis	TEN	QB	3	3	0
7t	Mason	SF	RB	3	3	0
7t	*Maye	NE	QB	3	3	0
7t	K. Murray	ARI	QB	3	3	0
7t	Robinson	ATL	RB	3	3	0
7t	Rodgers	NYJ	QB	3	3	0
7t	Stafford	LAR	QB	3	3	0
7t	Walker	SEA	RB	3	3	0
7t	Winston	CLE	QB	3	3	0

2024 NATIONAL FOOTBALL LEAGUE

NFL LEADERS IN RECOVERIES OF FUMBLES BY OWN TEAM

RANK	PLAYER	TEAM	POS	REC	YARDS	AVG	LONG	TD
1	Mayfield	TB	QB	7	0	0.0	0t	0
2	Richardson	IND	QB	6	0	0.0	0t	0
3t	L. Jackson	BAL	QB	5	-7	-1.4	0t	0
3t	Rush	DAL	QB	5	0	0.0	0t	0
3t	G. Smith	SEA	QB	5	0	0.0	0t	0
6	Stevenson	NE	RB	4	0	0.0	0t	0
7t	Carr	NO	QB	3	0	0.0	0t	0
7t	Fields	PIT	QB	3	0	0.0	0t	0
7t	Herbert	LAC	QB	3	0	0.0	0t	0
7t	*Irving	TB	RB	3	0	0.0	0t	0
7t	Levis	TEN	QB	3	0	0.0	0t	0
7t	Mason	SF	RB	3	-2	-0.7	0t	0
7t	*Maye	NE	QB	3	0	0.0	0t	0
7t	K. Murray	ARI	QB	3	0	0.0	0t	0
7t	Robinson	ATL	RB	3	0	0.0	0t	0
7t	Rodgers	NYJ	QB	3	0	0.0	0t	0
7t	Stafford	LAR	QB	3	0	0.0	0t	0
7t	Walker	SEA	RB	3	-3	-1.0	0t	0
7t	Winston	CLE	QB	3	0	0.0	0t	0
20t	Allegretti	WAS	OG	2	0	0.0	0t	0
20t	Barkley	PHI	RB	2	0	0.0	0t	0
20t	Bitonio	CLE	OG	2	0	0.0	0t	0
20t	Brissett	NE	QB	2	0	0.0	0t	0
20t	Burrow	CIN	QB	2	0	0.0	0t	0
20t	Conklin	NYJ	TE	2	-3	-1.5	0t	0
20t	Dalton	CAR	QB	2	0	0.0	0t	0
20t	Davis	LAC	WR	2	0	0.0	0t	0
20t	Goff	DET	QB	2	0	0.0	0t	0
20t	Hurts	PHI	QB	2	0	0.0	0t	0
20t	*Jackson	TEN	WR	2	0	0.0	0t	0
20t	Jenkins	CHI	OT	2	0	0.0	0t	0
20t	*Latham	TEN	OT	2	4	2.0	4	0
20t	Love	GB	QB	2	0	0.0	0t	0
20t	McBride	ARI	TE	2	0	0.0	0t	1
20t	McNichols	WAS	RB	2	0	0.0	0t	0
20t	Montgomery	DET	RB	2	0	0.0	0t	0
20t	*Nix	DEN	QB	2	0	0.0	0t	0
20t	Otton	TB	TE	2	0	0.0	0t	0
20t	Prescott	DAL	QB	2	0	0.0	0t	0
20t	Rudolph	TEN	QB	2	0	0.0	0t	0
20t	Tolbert	DAL	WR	2	0	0.0	0t	0
20t	Warren	PIT	RB	2	0	0.0	0t	0
20t	Zaccheaus	WAS	WR	2	0	0.0	0t	0
20t	Zeitler	DET	OG	2	0	0.0	0t	0

2024 NATIONAL FOOTBALL LEAGUE

NFL LEADERS IN RECOVERIES OF FUMBLES BY OPPOSING TEAM

RANK	PLAYER	TEAM	POS	REC	YARDS	AVG	LONG	TD
1	D. Elliott	PIT	DB	3	10	3.3	10	0
2t	Brooks	MIA	ILB	2	23	11.5	12	0
2t	K. Brooks	GB	DT	2	0	0.0	0t	0
2t	Byard	CHI	FS	2	0	0.0	0t	0
2t	Chinn	WAS	SAF	2	0	0.0	0t	0
2t	Clark	GB	NT	2	0	0.0	0t	0
2t	Collins	SF	DT	2	0	0.0	0t	0
2t	Davidson	NYG	DT	2	0	0.0	0t	0
2t	Davis	DET	CB	2	49	24.5	49	0
2t	Dean	PHI	LB	2	0	0.0	0t	0
2t	Dexter	CHI	DT	2	0	0.0	0t	0
2t	Edwards	HOU	DE	2	0	0.0	0t	0
2t	*Fiske	LAR	DT	2	8	4.0	8	0
2t	Gay	NO	LB	2	4	2.0	4	0
2t	Gordon	CHI	CB	2	0	0.0	0t	0
2t	Ni. Herbig	PIT	LB	2	0	0.0	0t	0
2t	Hicks	CHI	SAF	2	28	14.0	19	0
2t	Jewell	CAR	ILB	2	0	0.0	0t	0
2t	Lammons	IND	DB	2	3	1.5	3	0
2t	Luvu	WAS	LB	2	5	2.5	5	0
2t	Molden	LAC	CB	2	0	0.0	0t	0
2t	*Njongmeta	CIN	LB	2	0	0.0	0t	0
2t	Okereke	NYG	ILB	2	1	0.5	1	0
2t	Pratt	CIN	LB	2	9	4.5	9	0
2t	Simmons	TEN	DT	2	0	0.0	0t	0
2t	Skowronek	PIT	WR	2	0	0.0	0t	0
2t	Tranquill	KC	LB	2	3	1.5	3	0
2t	Tuttle	CAR	DT	2	0	0.0	0t	0
2t	Wagner	WAS	MLB	2	0	0.0	0t	0
2t	Watt	PIT	OLB	2	0	0.0	0t	0
2t	Williams	BUF	LB	2	0	0.0	0t	0
2t	Quin. Williams	NYJ	OLB	2	15	7.5	15	0
2t	L. Wilson	CIN	LB	2	10	5.0	10	0
2t	*P. Wilson	PIT	LB	2	22	11.0	21t	1
2t	Wyatt	GB	DT	2	0	0.0	0t	0

***LAST WEEK'S
GAME BOOK***

National Football League Game Summary

NFL Copyright © 2024 by The National Football League. All rights reserved. This summary and play-by-play is for the express purpose of assisting media in their coverage of the game; any other use of this material is prohibited without the written permission of the National Football League.

Date: Sunday, 12/15/2024

Tampa Bay Buccaneers at Los Angeles Chargers

Start Time: 1:25 PM PST

at SoFi Stadium, Inglewood, CA

Game Day Weather

Game Weather: Sunny
Open Stadium on Matrix Turf

Temp: 66° F (18.9° C) Humidity: 71%, Wind: WSW 6 mph
Outdoor Weather: Sunny

Officials

Referee: Novak, Scott (1) Umpire: Pellis, Mark (131) Down Judge: Sakowski, Brian (112)
Line Judge: Stewart, Mark (75) Field Judge: Brown, Terry (43) Side Judge: Meslow, David (118)
Back Judge: Miles, Terrence (111) Replay Official: Sumstine, Matt (0)

Lineups

Tampa Bay Buccaneers

Los Angeles Chargers

Offense		Defense		Offense		Defense	
WR 13	M.Evans	OLB 98	A.Nelson	WR 1	Q.Johnston	OLB 52	K.Mack
LT 78	T.Wirfs	DL 94	C.Kancey	WR 86	L.Shenault	DL 95	P.Ford
LG 68	B.Bredeson	NT 50	V.Vea	LT 70	R.Slater	DL 93	O.Ogbonnia
C 62	G.Barton	DL 90	L.Hall	LG 77	Z.Johnson	OLB 97	J.Bosa
RG 69	C.Mauch	OLB 0	Y.Diaby	C 75	B.Bozeman	LB 43	T.Dye
RT 67	L.Goedeke	LB 54	L.David	RG 79	T.Pipkins	LB 0	D.Henley
WR 15	J.McMillan	CB 35	J.Dean	RT 76	J.Alt	CB 7	K.Fulton
WR 17	S.Shepard	CB 27	Z.McCollum	TE 84	S.Smartt	CB 29	T.Still
QB 6	B.Mayfield	S 29	C.Izien	WR 15	L.McConkey	S 3	D.James
TE 88	C.Otton	S 26	K.Merriweather	QB 10	J.Herbert	S 22	E.Molden
RB 1	R.White	S 23	T.Smith	RB 4	G.Edwards	S 23	T.Jefferson

Substitutions

Substitutions

QB 2 K.Trask, K 4 C.McLaughlin, P 5 J.Browning, RB 7 B.Irving, OLB 9 J.Tryon, WR 10 T.Palmer, WR 18 R.Jarrett, CB 24 T.Funderburk, DB 32 J.Hayes, S 36 R.Neal, DB 37 T.Thomas, TE 41 K.Kieft, OLB 43 C.Braswell, RB 44 S.Tucker, LB 48 A.Grier, LB 51 J.Russell, LB 53 V.Jones, C 70 R.Hainsey, T 77 J.Skule, G 79 E.Klein, WR 81 R.Miller, LS 86 E.Deckers, TE 87 P.Durham, DL 92 W.Gholston, DL 95 C.Brewer, DL 96 G.Gaines

WR 5 J.Palmer, QB 8 T.Heinicke, WR 9 D.Chark, K 11 C.Dicker, WR 12 D.Davis, P 16 J.Scott, CB 20 C.Hart, S 24 M.Maye, LB 25 J.Colson, RB 28 H.Haskins, RB 30 K.Vidal, LB 31 N.Niemann, DB 33 D.Leonard, DB 36 J.Taylor, TE 42 T.Fisk, FB/DL 44 S.Matlock, OLB 45 T.Tuipulotu, LS 47 J.Harris, OLB 48 B.Dupree, DL 56 M.Fox, LB 58 S.Quarterman, C 62 S.Mustipher, OL 68 J.Salyer, T 73 F.Sarell, TE 83 E.Tomlinson, DT 90 T.Tart

Did Not Play

Did Not Play

Not Active

Not Active

S 21 M.Edwards, S 31 A.Winfield, OLB 33 J.Ramirez, LB 52 K.Britt, G 64 R.Newman, TE 82 D.Culp, DL 97 E.Brown

3QB 2 E.Stick, LB 6 D.Perryman, OL 64 B.Jaimes, OL 71 J.McFadden, TE 81 W.Dissy, DL 92 J.Eboigbe

Field Goals (made () & missed)

Player	(22)	(37)	(42)	(43)	(41)	1	2	3	4	OT	Total
C.McLaughlin						7	6	17	10	0	40
C.Dicker						7	10	0	0	0	17

Scoring Plays

Team	Qtr	Time	Play Description (Extra Point) (Drive Info)	Visitor	Home
Buccaneers	1	11:14	J.McMillan 26 yd. pass from B.Mayfield (C.McLaughlin kick) (7-70, 3:46)	7	0
Chargers	1	6:18	L.McConkey 7 yd. pass from J.Herbert (C.Dicker kick) (10-70, 4:56)	7	7
Buccaneers	2	13:41	C.McLaughlin 22 yd. Field Goal (12-67, 7:37)	10	7
Chargers	2	8:47	C.Dicker 41 yd. Field Goal (8-51, 4:54)	10	10
Chargers	2	7:12	Q.Johnston 13 yd. pass from J.Herbert (C.Dicker kick) (3-27, 1:27)	10	17
Buccaneers	2	0:33	C.McLaughlin 37 yd. Field Goal (12-61, 3:04)	13	17
Buccaneers	3	10:23	M.Evans 57 yd. pass from B.Mayfield (C.McLaughlin kick) (5-83, 2:54)	20	17
Buccaneers	3	5:06	C.McLaughlin 42 yd. Field Goal (5-46, 2:47)	23	17
Buccaneers	3	1:36	M.Evans 35 yd. pass from B.Mayfield (C.McLaughlin kick) (4-42, 2:58)	30	17

National Football League Game Summary

NFL Copyright © 2024 by The National Football League. All rights reserved. This summary and play-by-play is for the express purpose of assisting media in their coverage of the game; any other use of this material is prohibited without the written permission of the National Football League.

Buccaneers	4	7:37	R.White 11 yd. pass from B.Mayfield (C.McLaughlin kick) (9-66, 6:01)	37	17
Buccaneers	4	2:51	C.McLaughlin 43 yd. Field Goal (9-30, 3:20)	40	17
Paid Attendance: 69,496				Time: 3:02	

Tampa Bay Buccaneers vs Los Angeles Chargers
12/15/2024 at SoFi Stadium

Final Individual Statistics

Tampa Bay Buccaneers

RUSHING	ATT	YDS	AVG	LG	TD
B.Irving	15	117	7.8	54	0
R.White	15	64	4.3	11	0
B.Mayfield	2	25	12.5	21	0
S.Tucker	7	17	2.4	4	0
Total	39	223	5.7	54	0

PASSING	ATT	CMP	YDS	SK/YD	TD	LG	IN	RT
B.Mayfield	27	22	288	1/5	4	57	1	135.3
Total	27	22	288	1/5	4	57	1	135.3

PASS RECEIVING	TAR	REC	YDS	AVG	LG	TD
M.Evans	11	9	159	17.7	57	2
J.McMillan	6	5	75	15.0	26	1
C.Otton	3	2	24	12.0	13	0
R.White	2	2	17	8.5	11	1
B.Irving	2	2	-4	-2.0	-1	0
S.Shepard	1	1	16	16.0	16	0
R.Miller	1	1	1	1.0	1	0
Total	26	22	288	13.1	57	4

INTERCEPTIONS	NO	YDS	AVG	LG	TD
J.Dean	1	0	0.0	0	0
Total	1	0	0.0	0	0

PUNTING	NO	YDS	AVG	NET	TB	IN20	LG
Total	0	0	0	0	0	0	0

PUNT RETURNS	NO	YDS	AVG	FC	LG	TD
T.Palmer	1	10	10.0	0	10	0
[DOWNED]	1	0	0.0	0	0	0
[TOUCHBACK]	1	0	0.0	0	0	0
Total	1	10	10.0	0	10	0

KICKOFF RETURNS	NO	YDS	AVG	FC	LG	TD
S.Tucker	1	37	37.0	0	37	0
[TOUCHBACK]	3	0	0.0	0	0	0
Total	1	37	37.0	0	37	0

Los Angeles Chargers

RUSHING	ATT	YDS	AVG	LG	TD
G.Edwards	8	23	2.9	8	0
K.Vidal	3	9	3.0	7	0
Total	11	32	2.9	8	0

PASSING	ATT	CMP	YDS	SK/YD	TD	LG	IN	RT
J.Herbert	33	21	195	3/25	2	31	1	87.3
T.Heinicke	1	1	4	0/0	0	4	0	83.3
Total	34	22	199	3/25	2	31	1	87.7

PASS RECEIVING	TAR	REC	YDS	AVG	LG	TD
L.McConkey	7	5	58	11.6	20	1
S.Smartt	6	5	50	10.0	31	0
Q.Johnston	10	5	45	9.0	13	1
D.Chark	2	2	16	8.0	12	0
K.Vidal	3	2	13	6.5	10	0
J.Palmer	3	2	10	5.0	5	0
T.Fisk	1	1	7	7.0	7	0
Total	32	22	199	9.0	31	2

INTERCEPTIONS	NO	YDS	AVG	LG	TD
T.Still	1	18	18.0	18	0
Total	1	18	18.0	18	0

PUNTING	NO	YDS	AVG	NET	TB	IN20	LG
J.Scott	3	141	47.0	37.0	1	2	57
Total	3	141	47.0	37.0	1	2	57

PUNT RETURNS	NO	YDS	AVG	FC	LG	TD
Total	0	0	0.0	0	0	0

KICKOFF RETURNS	NO	YDS	AVG	FC	LG	TD
D.Davis	7	182	26.0	0	30	0
[TOUCHBACK]	2	0	0.0	0	0	0
Total	7	182	26.0	0	30	0

Tampa Bay Buccaneers

FUMBLES	FUM	LOST	OWN-REC	YDS	TD	FORCED	OPP-REC	YDS	TD	OUT-BDS
R.White	1	1	0	0	0	0	0	0	0	0
V.Jones	0	0	0	0	0	2	0	0	0	0
K.Merriweather	0	0	0	0	0	0	1	1	0	0
Total	1	1	0	0	0	2	1	1	0	0

Los Angeles Chargers

FUMBLES	FUM	LOST	OWN-REC	YDS	TD	FORCED	OPP-REC	YDS	TD	OUT-BDS
D.Davis	1	0	0	0	0	0	0	0	0	0
S.Smartt	1	1	0	0	0	0	0	0	0	0
S.Quarterman	0	0	1	0	0	0	0	0	0	0
J.Bosa	0	0	0	0	0	1	0	0	0	0
E.Molden	0	0	0	0	0	0	1	0	0	0
Total	2	1	1	0	0	1	1	0	0	0

Tampa Bay Buccaneers vs Los Angeles Chargers
12/15/2024 at SoFi Stadium

Final Team Statistics

	Visitor Buccaneers	Home Chargers
TOTAL FIRST DOWNS	24	14
By Rushing	9	1
By Passing	12	10
By Penalty	3	3
THIRD DOWN EFFICIENCY	9-15-60.0%	0-6-0.0%
FOURTH DOWN EFFICIENCY	1-1-100.0%	0-2-0.0%
TOTAL NET YARDS	506	206
Total Offensive Plays (inc. times thrown passing)	67	48
Average gain per offensive play	7.6	4.3
NET YARDS RUSHING	223	32
Total Rushing Plays	39	11
Average gain per rushing play	5.7	2.9
Tackles for a loss-number and yards	1-1	0-0
NET YARDS PASSING	283	174
Times thrown - yards lost attempting to pass	1-5	3-25
Gross yards passing	288	199
PASS ATTEMPTS-COMPLETIONS-HAD INTERCEPTED	27-22-1	34-22-1
Avg gain per pass play (inc.# thrown passing)	10.1	4.7
KICKOFFS Number-In End Zone-Touchbacks	9-4-2	4-4-3
PUNTS Number and Average	0-0-0	3-47.0
Had Blocked	0	0
FGs - PATs Had Blocked	0-0	0-0
Net Punting Average	0.0	37.0
TOTAL RETURN YARDAGE (Not Including Kickoffs)	10	18
No. and Yards Punt Returns	1-10	0-0
No. and Yards Kickoff Returns	1-37	7-182
No. and Yards Interception Returns	1-0	1-18
PENALTIES Number and Yards	8-83	7-60
FUMBLES Number and Lost	1-1	2-1
TOUCHDOWNS	4	2
Rushing	0	0
Passing	4	2
EXTRA POINTS Made-Attempts	4-4	2-2
Kicking Made-Attempts	4-4	2-2
FIELD GOALS Made-Attempts	4-4	1-1
RED ZONE EFFICIENCY	1-4-25%	2-3-67%
GOAL TO GO EFFICIENCY	0-1-0%	0-0-0%
SAFETIES	0	0
FINAL SCORE	40	17
TIME OF POSSESSION	36:48	23:12

Tampa Bay Buccaneers vs Los Angeles Chargers
12/15/2024 at SoFi Stadium

Ball Possession And Drive Chart

Tampa Bay Buccaneers

#	Time Recd	Time Lost	Time Poss	How Ball Obtained	Drive Began	# Play	Yds Gain	Yds Pen	Net Yds	1st Down	Last Scrm	How Given Up
1	15:00	11:14	3:46	Kickoff	TB 30	7	70	0	70	3	LAC 26	Touchdown
2	6:18	13:41	7:37	Kickoff	TB 30	12	72	-5	67	4	* LAC 3	Field Goal
3	8:47	8:39	0:08	Kickoff	TB 30	1	0	0	0	0	TB 30	Interception
4	7:12	5:36	1:36	Kickoff	TB 35	3	10	0	10	0	TB 44	Fumble
5	3:37	0:33	3:04	Punt	TB 20	12	56	5	61	4	* LAC 19	Field Goal
6	13:17	10:23	2:54	Punt	TB 17	5	83	0	83	3	TB 43	Touchdown
7	7:53	5:06	2:47	Punt	TB 30	5	61	-15	46	1	* LAC 24	Field Goal
8	4:34	1:36	2:58	Interception	LAC 42	4	47	-5	42	2	LAC 35	Touchdown
9	13:38	7:37	6:01	Downs	TB 34	9	66	0	66	4	* LAC 11	Touchdown
10	6:11	2:51	3:20	Downs	TB 45	9	30	0	30	2	LAC 25	Field Goal
11	2:37	0:00	2:37	Fumble	LAC 37	4	11	0	11	1	LAC 30	End of Game

(392) Average TB 36

Los Angeles Chargers

#	Time Recd	Time Lost	Time Poss	How Ball Obtained	Drive Began	# Play	Yds Gain	Yds Pen	Net Yds	1st Down	Last Scrm	How Given Up
1	11:14	6:18	4:56	Kickoff	LAC 30	10	55	15	70	5	* TB 7	Touchdown
2	13:41	8:47	4:54	Kickoff	LAC 26	8	56	-5	51	2	* TB 23	Field Goal
3	8:39	7:12	1:27	Interception	TB 27	3	27	0	27	2	* TB 13	Touchdown
4	5:36	3:37	1:59	Fumble	LAC 49	3	4	5	9	1	TB 42	Punt
5	0:33	0:00	0:33	Kickoff	LAC 26	2	0	0	0	0	LAC 31	End of Half
6	15:00	13:17	1:43	Kickoff	LAC 30	3	6	0	6	0	LAC 36	Punt
7	10:23	7:53	2:30	Kickoff	LAC 29	5	14	0	14	1	LAC 43	Punt
8	5:06	4:34	0:32	Kickoff	LAC 10	2	0	0	0	0	LAC 10	Interception
9	1:36	13:38	2:58	Kickoff	LAC 33	8	33	0	33	2	TB 34	Downs
10	7:37	6:11	1:26	Kickoff	LAC 30	4	7	18	25	1	TB 49	Downs
11	2:51	2:37	0:14	Kickoff	LAC 32	1	4	0	4	0	LAC 32	Fumble

(368) Average LAC 33

* inside opponent's 20

Time of Possession by Quarter

Visitor	Home	1st	2nd	3rd	4th	OT	Total
Tampa Bay Buccaneers	Los Angeles Chargers	10:04	6:07	8:39	11:58		36:48
		4:56	8:53	6:21	3:02		23:12

Kickoff Drive No.-Start Average

Buccaneers: 4 - TB 31

Chargers: 9 - LAC 27

Tampa Bay Buccaneers vs Los Angeles Chargers
12/15/2024 at SoFi Stadium

Final Defensive Statistics

Tampa Bay Buccaneers	Regular Defensive Plays											Special Teams					Misc				
	TKL	AST	COMB	SK	/ YDS	TFL	Q	IN	PD	FF	FR	TKL	AST	FF	FR	BL	TKL	AST	FF	FR	
L.David	8	4	12	1.5	15.5	1	3	0	0	0	0	0	0	0	0	0	0	0	0	0	0
J.Tryon	4	1	5	0	0	0	1	0	0	0	0	0	0	0	0	0	0	0	0	0	0
Z.McCollum	4	0	4	0	0	0	0	0	0	0	0	0	0	0	0	0	0	0	0	0	0
J.Dean	2	1	3	0	0	0	0	1	2	0	0	0	0	0	0	0	0	0	0	0	0
J.Russell	2	1	3	0	0	0	0	0	0	0	0	1	0	0	0	0	0	0	0	0	0
R.Neal	2	1	3	0	0	0	0	0	0	0	0	0	0	0	0	0	0	0	0	0	0
L.Hall	1	1	2	1.5	9.5	1	2	0	0	0	0	0	0	0	0	0	0	0	0	0	0
A.Nelson	1	1	2	0	0	0	0	0	0	0	0	0	0	0	0	0	0	0	0	0	0
V.Jones	1	0	1	0	0	0	0	0	0	1	0	1	0	1	0	0	0	0	0	0	0
K.Merriweather	1	0	1	0	0	0	0	0	0	0	1	0	0	0	0	0	0	0	0	0	0
T.Smith	1	0	1	0	0	0	0	0	0	0	0	0	0	0	0	0	0	0	0	0	0
C.Izien	1	0	1	0	0	0	0	0	0	0	0	0	0	0	0	0	0	0	0	0	0
Y.Diaby	0	1	1	0	0	0	1	0	0	0	0	0	0	0	0	0	0	0	0	0	0
C.Kancey	0	0	0	0	0	0	2	0	0	0	0	0	0	0	0	0	0	0	0	0	0
G.Gaines	0	0	0	0	0	0	1	0	0	0	0	0	0	0	0	0	0	0	0	0	0
R.Miller	0	0	0	0	0	0	0	0	0	0	0	2	0	0	0	0	0	0	0	0	0
J.Hayes	0	0	0	0	0	0	0	0	0	0	0	1	1	0	0	0	0	0	0	0	0
T.Funderburk	0	0	0	0	0	0	0	0	0	0	0	1	0	0	0	0	0	0	0	0	0
C.Braswell	0	0	0	0	0	0	0	0	0	0	0	0	1	0	0	0	0	0	0	0	0
C.Otton	0	0	0	0	0	0	0	0	0	0	0	0	0	0	0	0	1	0	0	0	0
Total	28	11	39	3	25	2	10	1	2	1	1	6	2	1	0	0	1	0	0	0	0

TKL = Tackle AST = Assist COMB = Combined QH=QB Hit IN = Interception PD = Pass Defense FF = Forced Fumble FR = Fumble Recovery

Los Angeles Chargers	Regular Defensive Plays											Special Teams					Misc				
	TKL	AST	COMB	SK	/ YDS	TFL	QH	IN	PD	FF	FR	TKL	AST	FF	FR	BL	TKL	AST	FF	FR	
E.Molden	7	2	9	0	0	1	0	0	0	0	1	0	0	0	0	0	0	0	0	0	0
T.Dye	5	4	9	1	5	1	1	0	0	0	0	0	0	0	0	0	0	0	0	0	0
D.Henley	3	6	9	0	0	0	0	0	1	0	0	0	0	0	0	0	0	0	0	0	0
K.Fulton	5	2	7	0	0	0	0	0	0	0	0	0	0	0	0	0	0	0	0	0	0
D.James	5	1	6	0	0	1	0	0	0	0	0	0	0	0	0	0	0	0	0	0	0
T.Still	4	2	6	0	0	0	0	1	1	0	0	0	0	0	0	0	0	0	0	0	0
J.Colson	3	3	6	0	0	0	0	0	0	0	0	0	0	0	0	0	0	0	0	0	0
O.Ogbonnia	2	2	4	0	0	0	1	0	0	0	0	0	0	0	0	0	0	0	0	0	0
T.Jefferson	2	2	4	0	0	0	0	0	0	0	0	0	0	0	0	0	0	0	0	0	0
P.Ford	3	0	3	0	0	1	0	0	0	0	0	0	0	0	0	0	0	0	0	0	0
J.Bosa	2	0	2	0	0	0	0	0	0	1	0	0	0	0	0	0	0	0	0	0	0
M.Maye	1	1	2	0	0	0	0	0	0	0	0	0	0	0	0	0	0	0	0	0	0
C.Hart	1	0	1	0	0	0	0	0	1	0	0	0	0	0	0	0	0	0	0	0	0
T.Tart	1	0	1	0	0	0	0	0	0	0	0	0	0	0	0	0	0	0	0	0	0
J.Taylor	0	1	1	0	0	0	0	0	0	0	0	0	0	0	0	0	0	0	0	0	0
K.Mack	0	1	1	0	0	0	0	0	0	0	0	0	0	0	0	0	0	0	0	0	0
M.Fox	0	1	1	0	0	0	0	0	0	0	0	0	0	0	0	0	0	0	0	0	0
B.Dupree	0	1	1	0	0	0	0	0	0	0	0	0	0	0	0	0	0	0	0	0	0
N.Niemann	0	0	0	0	0	0	0	0	0	0	0	1	0	0	0	0	0	0	0	0	0
D.Leonard	0	0	0	0	0	0	0	0	0	0	0	1	0	0	0	0	0	0	0	0	0
S.Quarterman	0	0	0	0	0	0	0	0	0	0	0	0	0	0	1	0	0	0	0	0	0
Q.Johnston	0	0	0	0	0	0	0	0	0	0	0	0	0	0	0	0	1	0	0	0	0
B.Bozeman	0	0	0	0	0	0	0	0	0	0	0	0	0	0	0	0	1	0	0	0	0
Total	44	29	73	1	5	4	2	1	3	1	1	2	0	0	1	0	2	0	0	0	0

First Quarter

Play By Play

TB wins toss, elects to Receive, and LAC elects to defend the North goal.

C.Dicker kicks 65 yards from LAC 35 to end zone, Touchback to the TB 30.

Tampa Bay Buccaneers at 15:00

- 1-10-TB 30 (15:00) R.White up the middle to TB 32 for 2 yards (T.Dye; D.Henley).
 - 2-8-TB 32 (14:15) (Shotgun) B.Mayfield pass deep middle to J.McMillan to LAC 49 for 19 yards (E.Molden; T.Jefferson) [O.Ogbonnia]. P1
 - 1-10-LAC 49 (13:30) R.White left tackle to LAC 44 for 5 yards (D.Henley).
 - 2-5-LAC 44 (12:52) B.Mayfield pass short left to C.Otton to LAC 33 for 11 yards (K.Fulton). P2
 - 1-10-LAC 33 (12:06) (Shotgun) B.Mayfield pass incomplete deep left to C.Otton.
 - 2-10-LAC 33 (12:01) (Shotgun) B.Mayfield pass short right to M.Evans to LAC 26 for 7 yards (T.Dye).
 - 3-3-LAC 26 **(11:20) (Shotgun) B.Mayfield pass deep left to J.McMillan for 26 yards, TOUCHDOWN.** P3
- C.McLaughlin extra point is GOOD, Center-E.Deckers, Holder-J.Browning.

Timeout at 11:14.

TB 7 LAC 0, 7 plays, 70 yards, 3:46 drive, 3:46 elapsed

J.Browning kicks 65 yards from TB 35 to end zone, Touchback to the LAC 30.

Los Angeles Chargers at 11:14

- 1-10-LAC 30 (11:14) (Shotgun) J.Herbert pass short right to L.McConkey ran ob at LAC 37 for 7 yards (Z.McCollum).
 - 2-3-LAC 37 (10:43) (Shotgun) J.Herbert pass short middle to L.McConkey to 50 for 13 yards (T.Smith). P1
 - 1-10-50 (10:02) J.Herbert pass short right to K.Vidal to TB 47 for 3 yards (A.Nelson, R.Neal) [G.Gaines].
 - 2-7-TB 47 (9:20) (Shotgun) J.Herbert pass short right to Q.Johnston to TB 34 for 13 yards (L.David). P2
 - 1-10-TB 34 (8:32) G.Edwards left end to TB 26 for 8 yards (J.Russell).
 - 2-2-TB 26 (7:54) (Shotgun) G.Edwards left end to TB 22 for 4 yards (R.Neal). R3
 - 1-10-TB 22 (7:16) J.Herbert pass incomplete short middle to K.Vidal.
 - 2-10-TB 22 (7:09) (Shotgun) G.Edwards left guard to TB 22 for no gain (J.Russell).
 - 3-10-TB 22 (6:32) (Shotgun) J.Herbert pass incomplete deep left to S.Smarrt [Y.Diaby].
 - PENALTY on TB-C.Izjen, Defensive Pass Interference, 10 yards, enforced at TB 22 - No Play.* X4
 - 1-10-TB 12 (6:28) (Shotgun) J.Herbert pass incomplete short left to Q.Johnston.
 - 2-10-TB 12 (6:25) (Shotgun) *PENALTY on TB-J.Tryon, Encroachment, 5 yards, enforced at TB 12 - No Play.*
 - 2-5-TB 7 **(6:25) (Shotgun) J.Herbert pass short right to L.McConkey for 7 yards, TOUCHDOWN.** P5
- C.Dicker extra point is GOOD, Center-J.Harris, Holder-J.Scott.

Timeout at 06:18.

TB 7 LAC 7, 10 plays, 70 yards, 2 penalties, 4:56 drive, 8:42 elapsed

C.Dicker kicks 65 yards from LAC 35 to end zone, Touchback to the TB 30.

Tampa Bay Buccaneers at 6:18

- 1-10-TB 30 (6:18) (Shotgun) B.Mayfield pass short right to M.Evans pushed ob at TB 35 for 5 yards (T.Still).
- 2-5-TB 35 (5:41) (Shotgun) B.Irving right guard to TB 37 for 2 yards (T.Dye).
- 3-3-TB 37 (4:59) (Shotgun) B.Mayfield pass short middle to M.Evans to TB 49 for 12 yards (E.Molden; K.Fulton). P4
- 1-10-TB 49 (4:31) (No Huddle, Shotgun) B.Mayfield pass short middle to S.Shepard to LAC 35 for 16 yards (E.Molden). P5
- 1-10-LAC 35 (3:45) B.Irving up the middle to LAC 29 for 6 yards (D.James).
- 2-4-LAC 29 (3:02) (Shotgun) B.Mayfield pass short left to J.McMillan to LAC 20 for 9 yards (K.Fulton).
- PENALTY on TB-G.Barton, Offensive Holding, 10 yards, enforced at LAC 29 - No Play.*
- 2-14-LAC 39 (2:31) (Shotgun) B.Irving left tackle to LAC 37 for 2 yards (P.Ford).
- 3-12-LAC 37 (1:50) (Shotgun) B.Mayfield pass deep middle to J.McMillan to LAC 16 for 21 yards (K.Fulton). P6
- 1-10-LAC 16 (1:11) B.Irving right end to LAC 11 for 5 yards (E.Molden).
- 2-5-LAC 11 (:31) (Shotgun) B.Mayfield pass incomplete short right.
- PENALTY on LAC-J.Bosa, Defensive Offside, 5 yards, enforced at LAC 11 - No Play.* X7
- 1-6-LAC 6 (:28) (Shotgun) B.Mayfield pass short left to B.Irving to LAC 7 for -1 yards (E.Molden).

END OF QUARTER

	Score	Time Poss	First Downs				Efficiencies	
			R	P	X	T	3 Down	4 Down
Tampa Bay Buccaneers	7	10:04	0	6	1	7	3/3	0/0
Los Angeles Chargers	7	4:56	1	3	1	5	0/0	0/0

Second Quarter

12/15/2024

Play By Play

Tampa Bay Buccaneers continued.

- 2-7-LAC 7 (15:00) (Shotgun) R.White left end to LAC 7 for no gain (K.Fulton).
 3-7-LAC 7 (14:13) (Shotgun) B.Mayfield scrambles left end to LAC 3 for 4 yards (E.Molden). TB-R.White was injured during the play.
 4-3-LAC 3 (13:44) **C.McLaughlin 22 yard field goal is GOOD, Center-E.Deckers, Holder-J.Browning.**

Timeout at 13:41.

TB 10 LAC 7, 12 plays, 67 yards, 1 penalty, 7:37 drive, 1:19 elapsed

J.Browning kicks 63 yards from TB 35 to LAC 2. D.Davis to LAC 26 for 24 yards (J.Russell).

Los Angeles Chargers at 13:41, (1st play from scrimmage 13:36)

- 1-10-LAC 26 (13:36) J.Herbert pass short right to T.Fisk to LAC 33 for 7 yards (R.Neal).
 2-3-LAC 33 (12:53) (Shotgun) J.Herbert pass deep left to L.McConkey to TB 47 for 20 yards (L.David) [C.Kancey]. P6
1-10-TB 47 (12:07) K.Vidal right tackle to TB 45 for 2 yards (L.David).
 2-8-TB 45 (11:25) J.Herbert pass deep right to S.Smartt to TB 14 for 31 yards (K.Merriweather). P7
1-10-TB 14 (10:42) (Shotgun) J.Herbert sacked at TB 25 for -11 yards (L.David).
 2-21-TB 25 (10:07) (Shotgun) J.Herbert pass short right to K.Vidal to TB 18 for 7 yards (L.David; J.Russell).
PENALTY on LAC-R.Slater, Illegal Formation, 5 yards, enforced at TB 25 - No Play.
 2-26-TB 30 (9:36) (Shotgun) J.Herbert pass incomplete short left.
 3-26-TB 30 (9:32) (Shotgun) K.Vidal up the middle to TB 23 for 7 yards (J.Russell; J.Dean).
 4-19-TB 23 (8:51) **C.Dicker 41 yard field goal is GOOD, Center-J.Harris, Holder-J.Scott.**

Timeout at 08:47.

TB 10 LAC 10, 8 plays, 51 yards, 4:54 drive, 6:13 elapsed
--

C.Dicker kicks 65 yards from LAC 35 to end zone, Touchback to the TB 30.

Tampa Bay Buccaneers at 8:47

- 1-10-TB 30 (8:47) B.Mayfield pass short middle intended for M.Evans INTERCEPTED by T.Still at TB 45. T.Still ran ob at TB 27 for 18 yards (C.Otton). **
 Injury Update: TB-R.White has returned to the game.

Los Angeles Chargers at 8:39

- 1-10-TB 27 (8:39) G.Edwards left end to TB 20 for 7 yards (J.Tryon). P8
 2-3-TB 20 (7:57) (Shotgun) J.Herbert pass short middle to S.Smartt to TB 13 for 7 yards (L.David). P9
1-10-TB 13 (7:18) (Shotgun) **J.Herbert pass short right to Q.Johnston for 13 yards, TOUCHDOWN.**
 C.Dicker extra point is GOOD, Center-J.Harris, Holder-J.Scott.

Timeout at 07:12.

TB 10 LAC 17, 3 plays, 27 yards, 1:27 drive, 7:48 elapsed
--

C.Dicker kicks 67 yards from LAC 35 to TB -2. S.Tucker to TB 35 for 37 yards (N.Niemann).

Tampa Bay Buccaneers at 7:12, (1st play from scrimmage 7:06)

- 1-10-TB 35 (7:06) R.White left guard to TB 40 for 5 yards (T.Dye).
 2-5-TB 40 (6:19) B.Mayfield pass short right to J.McMillan to TB 44 for 4 yards (K.Fulton).
 3-1-TB 44 (5:42) R.White left tackle to TB 45 for 1 yard (J.Bosa). FUMBLES (J.Bosa), RECOVERED by LAC-E.Molden at LAC 49.

Timeout at 05:36.

Los Angeles Chargers at 5:36

- 1-10-LAC 49 (5:36) J.Herbert pass incomplete deep left to S.Smartt (Z.McCollum).
PENALTY on TB-Z.McCollum, Defensive Holding, 5 yards, enforced at LAC 49 - No Play. X10
1-10-TB 46 (5:30) G.Edwards right tackle to TB 46 for no gain (L.David; Y.Diaby).
 Timeout #1 by LAC at 04:47.
 2-10-TB 46 (4:47) (Shotgun) J.Herbert pass incomplete short left to Q.Johnston.
 3-10-TB 46 (4:45) (Shotgun) J.Herbert pass short right to S.Smartt pushed ob at TB 42 for 4 yards (Z.McCollum).
 4-6-TB 42 (3:54) (Punt formation) *Penalty on LAC, Delay of Game, declined.*
 4-6-TB 42 (3:43) J.Scott punts 42 yards to end zone, Center-J.Harris, Touchback.

Timeout at 03:37.

Tampa Bay Buccaneers at 3:37

- 1-10-TB 20 (3:37) B.Irving right guard to TB 24 for 4 yards (J.Bosa).
PENALTY on LAC-C.Hart, Illegal Use of Hands, 5 yards, enforced at TB 24. X8
1-10-TB 29 (3:10) (Shotgun) B.Mayfield pass short middle to M.Evans to TB 38 for 9 yards (D.James).

Tampa Bay Buccaneers vs Los Angeles Chargers at SoFi Stadium

2-1-TB 38 (2:38) B.Mayfield sacked at TB 33 for -5 yards (T.Dye).

Two-Minute Warning

3-6-TB 33 (2:00) (Shotgun) B.Mayfield pass short middle to M.Evans to TB 41 for 8 yards (C.Hart). P9

1-10-TB 41 (1:40) (No Huddle, Shotgun) B.Mayfield pass short right to J.McMillan pushed ob at TB 46 for 5 yards (K.Fulton).

2-5-TB 46 (1:35) (Shotgun) B.Mayfield pass incomplete short middle to J.McMillan (D.Henley).

3-5-TB 46 (1:32) (Shotgun) B.Mayfield scrambles right tackle ran ob at LAC 33 for 21 yards (M.Maye). R10

1-10-LAC 33 (1:24) (Shotgun) R.White up the middle to LAC 22 for 11 yards (D.Henley; T.Still). R11

1-10-LAC 22 (1:00) (No Huddle, Shotgun) B.Mayfield pass incomplete deep left to M.Evans (C.Hart). LAC-C.Hart was injured during the play.
Timeout #2 by LAC at 00:55.

2-10-LAC 22 (:55) (Shotgun) B.Mayfield pass short middle to M.Evans to LAC 19 for 3 yards (D.James; J.Taylor).
Timeout #1 by TB at 00:45.

3-7-LAC 19 (:45) (Shotgun) B.Mayfield pass incomplete short left.

4-7-LAC 19 (:37) **C.McLaughlin 37 yard field goal is GOOD, Center-E.Deckers, Holder-J.Browning.**

TB 13 LAC 17, 12 plays, 61 yards, 1 penalty, 3:04 drive, 14:27 elapsed

J.Browning kicks 66 yards from TB 35 to LAC -1. D.Davis to LAC 26 for 27 yards (J.Hayes).

Los Angeles Chargers at 0:33, (1st play from scrimmage 0:28)

1-10-LAC 26 (:28) (Shotgun) J.Herbert pass short right to J.Palmer pushed ob at LAC 31 for 5 yards (Z.McCollum).

** Injury Update: LAC-C.Hart is Out of the game.

2-5-LAC 31 (:24) (Shotgun) J.Herbert sacked at LAC 26 for -5 yards (L.Hall).

END OF QUARTER

	Score	Time Poss	First Downs				Efficiencies	
			R	P	X	T	3 Down	4 Down
Tampa Bay Buccaneers	13	6:07	2	1	1	4	2/5	0/0
Los Angeles Chargers	17	8:53	0	4	1	5	0/2	0/0

Third Quarter

12/15/2024

Play By Play

LAC elects to Receive, and TB elects to defend the North goal.

J.Browning kicks 65 yards from TB 35 to end zone, Touchback to the LAC 30.

Los Angeles Chargers at 15:00

- 1-10-LAC 30 (15:00) (Shotgun) G.Edwards right tackle to LAC 33 for 3 yards (L.David).
 2-7-LAC 33 (14:20) (Shotgun) J.Herbert pass short left to Q.Johnston to LAC 36 for 3 yards (J.Dean).
 3-4-LAC 36 (13:35) (Shotgun) J.Herbert pass incomplete deep left to S.Smarrt [Y.Diaby].
 4-4-LAC 36 (13:31) J.Scott punts 57 yards to TB 7, Center-J.Harris. T.Palmer pushed ob at TB 17 for 10 yards (D.Leonard).

Timeout at 13:17.

Tampa Bay Buccaneers at 13:17

- 1-10-TB 17 (13:17) B.Irving up the middle to TB 23 for 6 yards (T.Still).
 2-4-TB 23 (12:40) B.Irving up the middle to TB 28 for 5 yards (K.Mack; T.Dye). R12
 1-10-TB 28 (12:01) B.Irving left end to TB 46 for 18 yards (E.Molden). R13
 1-10-TB 46 (11:21) B.Mayfield pass short right to B.Irving to TB 43 for -3 yards (P.Ford).
 2-13-TB 43 (10:35) (Shotgun) B.Mayfield pass deep left to M.Evans for 57 yards, TOUCHDOWN. P14
 C.McLaughlin extra point is GOOD, Center-E.Deckers, Holder-J.Browning.

Timeout at 10:23.

TB 20 LAC 17, 5 plays, 83 yards, 2:54 drive, 4:37 elapsed

J.Browning kicks 66 yards from TB 35 to LAC -1. D.Davis to LAC 29 for 30 yards (T.Funderburk).

Los Angeles Chargers at 10:23, (1st play from scrimmage 10:17)

- 1-10-LAC 29 (10:17) J.Herbert pass incomplete short right to J.Palmer.
 2-10-LAC 29 (10:12) (Shotgun) J.Herbert pass short middle to K.Vidal to LAC 39 for 10 yards (J.Tryon; L.David). P11
 1-10-LAC 39 (9:33) K.Vidal left guard to LAC 39 for no gain (J.Tryon).
 2-10-LAC 39 (8:52) (Shotgun) J.Herbert pass short left to Q.Johnston to LAC 43 for 4 yards (J.Dean).
 3-6-LAC 43 (8:08) (Shotgun) J.Herbert pass incomplete short right [C.Kancey].
 4-6-LAC 43 (8:02) J.Scott punts 42 yards to TB 15, Center-J.Harris, downed by LAC-J.Taylor.
 PENALTY on LAC-J.Taylor, Kick Catch Interference, 15 yards, enforced at TB 15.

Timeout at 07:53.

Tampa Bay Buccaneers at 7:53

- 1-10-TB 30 (7:53) B.Irving right guard pushed ob at LAC 16 for 54 yards (T.Still). R15
 1-10-LAC 16 (7:08) B.Irving left end to LAC 16 for no gain (O.Ogbonnia).
 2-10-LAC 16 (6:22) R.White right guard to LAC 15 for 1 yard (P.Ford).
 3-9-LAC 15 (5:37) (Shotgun) B.Mayfield pass short left to R.White to LAC 9 for 6 yards (E.Molden).
 PENALTY on TB-J.McMillan, Unsportsmanlike Conduct, 15 yards, enforced at LAC 9.
 4-18-LAC 24 (5:10) C.McLaughlin 42 yard field goal is GOOD, Center-E.Deckers, Holder-J.Browning.

Timeout at 05:06.

TB 23 LAC 17, 5 plays, 46 yards, 2:47 drive, 9:54 elapsed

J.Browning kicks 64 yards from TB 35 to LAC 1. D.Davis to LAC 27 for 26 yards (R.Miller).

PENALTY on LAC-D.Leonard, Illegal Block Above the Waist, 10 yards, enforced at LAC 20.

Los Angeles Chargers at 5:06, (1st play from scrimmage 5:01)

- 1-10-LAC 10 (5:01) (Shotgun) G.Edwards up the middle to LAC 10 for no gain (C.Izien). LAC-Z.Johnson was injured during the play.

Timeout at 04:52.

- 2-10-LAC 10 (4:40) (Shotgun) J.Herbert pass deep left intended for Q.Johnston INTERCEPTED by J.Dean [L.David] at LAC 42. J.Dean to LAC 42 for no gain (Q.Johnston).

Tampa Bay Buccaneers at 4:34

- 1-10-LAC 42 (4:34) B.Irving up the middle to LAC 38 for 4 yards (T.Dye).
 2-6-LAC 38 (3:59) (Shotgun) B.Mayfield scrambles up the middle to LAC 21 for 17 yards (T.Jefferson).
 PENALTY on TB-G.Barton, Offensive Holding, 10 yards, enforced at LAC 38 - No Play.
 2-16-LAC 48 (3:26) (Shotgun) B.Mayfield pass incomplete short middle to T.Palmer.
 PENALTY on LAC-T.Tart, Roughing the Passer, 15 yards, enforced at LAC 48 - No Play. X16
 1-10-LAC 33 (3:23) B.Irving left end to LAC 28 for 5 yards (T.Dye; D.Henley).
 2-5-LAC 28 (2:41) B.Irving up the middle to LAC 25 for 3 yards (D.Henley; M.Fox).

Tampa Bay Buccaneers vs Los Angeles Chargers at SoFi Stadium

3-2-LAC 25 (2:07) (Shotgun) B.Mayfield scrambles up the middle to LAC 15 for 10 yards (E.Molden).

PENALTY on TB-B.Bredeson, Offensive Holding, 10 yards, enforced at LAC 25 - No Play.

** Injury Update: LAC-Z.Johnson return is Questionable.

3-12-LAC 35 (1:42) (Shotgun) B.Mayfield pass deep middle to M.Evans for 35 yards, TOUCHDOWN.

P17

C.McLaughlin extra point is GOOD, Center-E.Deckers, Holder-J.Browning.

TB 30 LAC 17, 4 plays, 42 yards, 1 penalty, 2:58 drive, 13:24 elapsed
--

J.Browning kicks 61 yards from TB 35 to LAC 4. D.Davis to LAC 33 for 29 yards (R.Miller).

Los Angeles Chargers at 1:36, (1st play from scrimmage 1:30)

1-10-LAC 33 (1:30) (Shotgun) G.Edwards right end to LAC 34 for 1 yard (A.Nelson; L.David).

2-9-LAC 34 (:51) (Shotgun) J.Herbert pass short middle to L.McConkey to LAC 45 for 11 yards (L.David).

P12

1-10-LAC 45 (:24) (Shotgun) J.Herbert pass short right to J.Palmer to 50 for 5 yards (Z.McCollum).

END OF QUARTER

	Score	Time Poss	First Downs				Efficiencies	
			R	P	X	T	3 Down	4 Down
Tampa Bay Buccaneers	30	8:39	3	2	1	6	1/2	0/0
Los Angeles Chargers	17	6:21	0	2	0	2	0/2	0/0

Fourth Quarter

12/15/2024

Play By Play

Los Angeles Chargers continued.

- 2-5-50 (15:00) (Shotgun) J.Herbert pass short right to Q.Johnston to TB 38 for 12 yards (L.David). P13
- 1-10-TB 38 (14:33) (No Huddle, Shotgun) J.Herbert pass incomplete short left to Q.Johnston (J.Dean).
- 2-10-TB 38 (14:29) (Shotgun) J.Herbert pass short middle to S.Smartt to TB 34 for 4 yards (J.Tryon).
- 3-6-TB 34 (13:44) (Shotgun) J.Herbert pass incomplete short left to L.McConkey [J.Tryon].
- 4-6-TB 34 (13:41) (Shotgun) J.Herbert pass incomplete short left to L.McConkey.

Tampa Bay Buccaneers at 13:38

- 1-10-TB 34 (13:38) R.White right guard to TB 39 for 5 yards (D.Henley).
- 2-5-TB 39 (12:54) (Shotgun) R.White left guard to TB 41 for 2 yards (D.Henley; J.Colson).
- 3-3-TB 41 (12:08) (Shotgun) B.Mayfield pass short right to M.Evans to LAC 36 for 23 yards (T.Still). P18
- 1-10-LAC 36 (11:23) R.White up the middle to LAC 32 for 4 yards (J.Colson).
- 2-6-LAC 32 (10:43) B.Irving left end to LAC 29 for 3 yards (D.James).
- 3-3-LAC 29 (10:00) (Shotgun) R.White left tackle to LAC 24 for 5 yards (E.Molden). R19
- 1-10-LAC 24 (9:13) (Shotgun) B.Irving left guard to LAC 24 for no gain (D.James, O.Ogbonnia).
- 2-10-LAC 24 (8:29) (Shotgun) B.Mayfield pass short middle to C.Otton to LAC 11 for 13 yards (T.Jefferson; M.Maye). P20
- 1-10-LAC 11 (7:43) **B.Mayfield pass short right to R.White for 11 yards, TOUCHDOWN.** P21
- C.McLaughlin extra point is GOOD, Center-E.Deckers, Holder-J.Browning.

Timeout at 07:37.

TB 37 LAC 17, 9 plays, 66 yards, 6:01 drive, 7:23 elapsed

J.Browning kicks 59 yards from TB 35 to LAC 6. D.Davis to LAC 30 for 24 yards (J.Hayes; C.Braswell).

Los Angeles Chargers at 7:37, (1st play from scrimmage 7:32)

- 1-10-LAC 30 (7:32) (Shotgun) J.Herbert pass incomplete deep left to L.McConkey (T.Smith) [L.Hall]. ** Injury Update: LAC-Z.Johnson has returned to the game. PENALTY on TB-T.Smith, Defensive Pass Interference, 18 yards, enforced at LAC 30 - No Play. X14
- 1-10-LAC 48 (7:26) (Shotgun) J.Herbert sacked at LAC 39 for -9 yards (sack split by L.David and L.Hall).
- 2-19-LAC 39 (6:56) (No Huddle, Shotgun) J.Herbert pass short right to D.Chark ran ob at TB 49 for 12 yards.
- 3-7-TB 49 (6:21) (Shotgun) J.Herbert pass incomplete deep right to Q.Johnston.
- 4-7-TB 49 (6:15) (Shotgun) J.Herbert pass short middle to D.Chark to TB 45 for 4 yards (J.Tryon).

Timeout at 06:11.

Tampa Bay Buccaneers at 6:11

- 1-10-TB 45 (6:11) R.White left end to LAC 46 for 9 yards (K.Fulton; J.Colson).
- 2-1-LAC 46 (5:28) R.White up the middle to LAC 38 for 8 yards (T.Jefferson). R22
- 1-10-LAC 38 (4:45) R.White right guard to LAC 31 for 7 yards (T.Jefferson).
- 2-3-LAC 31 (4:00) R.White left end pushed ob at LAC 32 for -1 yards (D.James).
- 3-4-LAC 32 (3:55) (Shotgun) S.Tucker left guard to LAC 28 for 4 yards (J.Colson). R23
- Timeout #1 by LAC at 03:50.
- 1-10-LAC 28 (3:50) S.Tucker right end to LAC 28 for no gain (D.Henley; T.Still).
- Timeout #2 by LAC at 03:44.
- 2-10-LAC 28 (3:44) S.Tucker right guard to LAC 26 for 2 yards (O.Ogbonnia).
- Timeout #3 by LAC at 03:40.
- 3-8-LAC 26 (3:40) (Shotgun) B.Mayfield pass short left to R.Miller to LAC 25 for 1 yard (J.Colson).
- 4-7-LAC 25 (2:55) **C.McLaughlin 43 yard field goal is GOOD, Center-E.Deckers, Holder-J.Browning.**

TB 40 LAC 17, 9 plays, 30 yards, 3:20 drive, 12:09 elapsed

J.Browning kicks 58 yards from TB 35 to LAC 7. D.Davis to LAC 36 for 29 yards (V.Jones). FUMBLES (V.Jones), recovered by LAC-S.Quarterman at LAC 37.

PENALTY on LAC, Illegal Formation, 5 yards, enforced at LAC 37.

Los Angeles Chargers at 2:51, (1st play from scrimmage 2:46)

- 1-10-LAC 32 (2:46) T.Heinicke pass short middle to S.Smartt to LAC 36 for 4 yards (V.Jones). FUMBLES (V.Jones), RECOVERED by TB-K.Merriweather at LAC 38. K.Merriweather to LAC 37 for 1 yard (B.Bozeman).

Tampa Bay Buccaneers at 2:37

- 1-10-LAC 37 (2:37) S.Tucker up the middle to LAC 35 for 2 yards (D.Henley).

Two-Minute Warning

- 2-8-LAC 35 (2:00) S.Tucker right guard to LAC 33 for 2 yards (O.Ogbonnia; B.Dupree).

Tampa Bay Buccaneers vs Los Angeles Chargers at SoFi Stadium

3-6-LAC 33 (1:17) S.Tucker right tackle to LAC 30 for 3 yards (J.Colson; T.Dye).

4-3-LAC 30 (:31) S.Tucker right guard to LAC 26 for 4 yards (T.Tart).

R24

END OF QUARTER

	Score	Time Poss	First Downs				Efficiencies	
			R	P	X	T	3 Down	4 Down
Tampa Bay Buccaneers	40	11:58	4	3	0	7	3/5	1/1
Los Angeles Chargers	17	3:02	0	1	1	2	0/2	0/2

Miscellaneous Statistics Report

Tampa Bay Buccaneers vs Los Angeles Chargers
12/15/2024 at SoFi Stadium

Ten Longest Plays for Tampa Bay Buccaneers

Yards	Qtr	Play Start	Play Description
57	3	2-13-TB 43	(10:35) (Shotgun) B.Mayfield pass deep left to M.Evans for 57 yards, TOUCHDOWN.
54	3	1-10-TB 30	(7:53) B.Irving right guard pushed ob at LAC 16 for 54 yards (T.Still).
35	3	3-12-LAC 35	(1:42) (Shotgun) B.Mayfield pass deep middle to M.Evans for 35 yards, TOUCHDOWN.
26	1	3-3-LAC 26	(11:20) (Shotgun) B.Mayfield pass deep left to J.McMillan for 26 yards, TOUCHDOWN.
23	4	3-3-TB 41	(12:08) (Shotgun) B.Mayfield pass short right to M.Evans to LAC 36 for 23 yards (T.Still).
21	1	3-12-LAC 37	(1:50) (Shotgun) B.Mayfield pass deep middle to J.McMillan to LAC 16 for 21 yards (K.Fulton).
21	2	3-5-TB 46	(1:32) (Shotgun) B.Mayfield scrambles right tackle ran ob at LAC 33 for 21 yards (M.Maye).
19	1	2-8-TB 32	(14:15) (Shotgun) B.Mayfield pass deep middle to J.McMillan to LAC 49 for 19 yards (E.Molden; T.Jefferson) [O.Ogbonnia].
18	3	1-10-TB 28	(12:01) B.Irving left end to TB 46 for 18 yards (E.Molden).
16	1	1-10-TB 49	(4:31) (No Huddle, Shotgun) B.Mayfield pass short middle to S.Shepard to LAC 35 for 16 yards (E.Molden).

Ten Longest Plays for Los Angeles Chargers

Yards	Qtr	Play Start	Play Description
31	2	2-8-TB 45	(11:25) J.Herbert pass deep right to S.Smartt to TB 14 for 31 yards (K.Merriweather).
20	2	2-3-LAC 33	(12:53) (Shotgun) J.Herbert pass deep left to L.McConkey to TB 47 for 20 yards (L.David) [C.Kancey].
13	1	2-3-LAC 37	(10:43) (Shotgun) J.Herbert pass short middle to L.McConkey to 50 for 13 yards (T.Smith).
13	1	2-7-TB 47	(9:20) (Shotgun) J.Herbert pass short right to Q.Johnston to TB 34 for 13 yards (L.David).
13	2	1-10-TB 13	(7:18) (Shotgun) J.Herbert pass short right to Q.Johnston for 13 yards, TOUCHDOWN.
12	4	2-5-50	(15:00) (Shotgun) J.Herbert pass short right to Q.Johnston to TB 38 for 12 yards (L.David).
12	4	2-19-LAC 39	(6:56) (No Huddle, Shotgun) J.Herbert pass short right to D.Chark ran ob at TB 49 for 12 yards.
11	3	2-9-LAC 34	(:51) (Shotgun) J.Herbert pass short middle to L.McConkey to LAC 45 for 11 yards (L.David).
10	3	2-10-LAC 29	(10:12) (Shotgun) J.Herbert pass short middle to K.Vidal to LAC 39 for 10 yards (J.Tryon; L.David).
8	1	1-10-TB 34	(8:32) G.Edwards left end to TB 26 for 8 yards (J.Russell).

Touchdown Scoring Information

		Offense	Defense	Special Teams
VISITOR	Tampa Bay Buccaneers	4	0	0
HOME	Los Angeles Chargers	2	0	0

Player Scoring Information

Club	Player	TD	Rush TD	Rec TD	KO TD	Punt TD	Int TD	Fum TD	Misc TD	FG	XP	2Pt Rush	2Pt Rec	Sfty	Points
TB	C.McLaughlin	0	0	0	0	0	0	0	0	4	4	0	0	0	16
TB	M.Evans	0	0	2	0	0	0	0	0	0	0	0	0	0	12
TB	J.McMillan	0	0	1	0	0	0	0	0	0	0	0	0	0	6
TB	R.White	0	0	1	0	0	0	0	0	0	0	0	0	0	6
LAC	L.McConkey	0	0	1	0	0	0	0	0	0	0	0	0	0	6
LAC	Q.Johnston	0	0	1	0	0	0	0	0	0	0	0	0	0	6
LAC	C.Dicker	0	0	0	0	0	0	0	0	1	2	0	0	0	5

Possession Detail

	First Half		Second Half		Game	
	Visitor	Home	Visitor	Home	Visitor	Home
Largest Lead	7	7	23	0	23	7
Drives Leading	0	2	5	1	5	3
Time of Possession Leading	0:00	2:32	17:43	1:43	17:43	4:15
Largest Deficit	-7	-7	0	-23	-7	-23
Drives Trailing	2	2	1	5	3	7
Time of Possession Trailing	4:40	9:50	2:54	7:40	7:34	17:30
Times Score Tied Up		2		0		2
Lead Changes		3		1		4