

SEASON IN REVIEW



2017 IN REVIEW

# LOS ANGELES CHARGERS

## SEASON REVIEW

714-540-7100

CHARGERS.COM

@CHARGERS

JOSH.RUPPRECHT@CHARGERS.NFL.COM | SKIP.POWERS@CHARGERS.NFL.COM | JENNIFER.ROJAS@CHARGERS.NFL.COM | JAMAAL.LAFRANCE@CHARGERS.NFL.COM  
BROCK.ANDERSON@CHARGERS.NFL.COM

### CHARGERS (9-7 overall/2nd AFC West)

Transition may have been the theme of 2017 for the Chargers as the team returned to Los Angeles for the first time since 1960 and did so with first-year head coach **Anthony Lynn**. With all that was at play in 2017, the Chargers finished 9-7, just missing out on their first playoff berth since 2013.

After a 0-4 start out of the gate, the Chargers came to form and rattled off nine wins in the remaining 12 contests of the season, including a five-game home winning streak. The nine wins over the 12-game span was the best mark since the team won the last 11 games of the 2009 season. The five straight home wins were also the best run on home turf since that 2009 season.

On top of some stellar individual performances, some key team components came together for the strong finish. The Chargers orchestrated a huge turnaround on the defensive side of the ball as the Bolts ranked third in the league, allowing 17 points per game. The 17 points per game was the best mark by the team since 1992 and nearly a 10 points-per-game improvement from 2016.

An emphasis was made to reduce turnovers in 2017, and the Chargers improved dramatically from 2016. The Bolts turned the ball over just 15 times this season to rank tied for fourth in the NFL after a season in which they were dead last with 35 turnovers. That is the best mark for the Chargers since 2006, when their 15 turnovers were the fewest in the league. The offensive line led the league in the least amount of sacks allowed with 18. The Chargers haven't led the league in the least amount of sacks allowed since in the AFL in 1968.

The Chargers led the NFL in passing in 2017 with 4,431 net passing yards for 276.9 yards-per-game. **Philip Rivers** completed the season ranked second in the league with 4,515 total passing yards. **Keenan Allen** had a record-breaking season for the Chargers in 2017 en route to sweeping Comeback Player of the Year honors. Allen broke the Chargers' single-season receptions record, finishing fourth in the NFL with 102 catches. His 1,393 receiving yards was the second-most in a season in team history. Also etching his name in the record books was **Antonio Gates**. Gates surpassed Tony Gonzalez's mark for the most touchdown catches in NFL history by a tight end when he snagged his 112th during the Chargers' 2017 home opener against Miami. On the ground, **Melvin Gordon** tallied his first 1,000-yard season by totaling 1,105 yards to rank seventh in the NFL.

Defensively, **Joey Bosa** continued his ascent to stardom. In his 28 career games, he has compiled 23 sacks. His 12.5 sacks in 2017 were the most by a Bolt since **Shawne Merriman** posted 12.5 in 2007. Bosa became the fastest player to record 19 sacks as he accomplished the feat in his first 20 career games. In addition to Bosa's 12.5 sacks, **Melvin Ingram** equaled his career-high with 10.5 sacks. The 23 combined sacks were the most by a Chargers duo in the same season since 2006. The duo led the NFL with 151 pressures.

### SEASON IN REVIEW INDEX

PAGE	CONTENT	PAGE	CONTENT	PAGE	CONTENT
2	Schedule Breakdown	11	Philip Rivers	24	Depth Chart
3	By The Numbers	14	Antonio Gates	25	Last Time
4	Milestones	16	Anthony Lynn	27	Statistics
5	Honor Roll	17	Tom Telesco	29	Preseason Stats
6	In the Top-10	18	Rosters	30	Game Recaps
8	2017 Notes	21	Coaching Staff	46	Post Game Notes
10	Long Scoring Plays	22	Transactions	54	Player Capsules

## 2017 SCHEDULE

### PRESEASON

PRESEASON 1 L, 17-48	SEAHAWKS	PRESEASON 3 W, 21-19	@ RAMS
PRESEASON 2 L, 7-13	SAINTS	PRESEASON 4 L, 13-23	@ 49ERS

### REGULAR SEASON

WEEK 1 L, 21-24	@ BRONCOS	WEEK 10* L, 17-20 (OT)	@ JAGUARS
WEEK 2 L, 17-19	DOLPHINS	WEEK 11* W, 54-24	BILLS
WEEK 3 L, 10-24	CHIEFS	WEEK 12 W, 28-6	@ COWBOYS
WEEK 4 L, 24-26	EAGLES	WEEK 13* W, 19-10	BROWNS
WEEK 5* W, 27-22	@ GIANTS	WEEK 14* W, 30-13	REDSKINS
WEEK 6* W, 17-16	@ RAIDERS	WEEK 15 L, 13-30	@ CHIEFS
WEEK 7* W, 21-0	BRONCOS	WEEK 16 W, 14-7	@ JETS
WEEK 8* L, 13-21	@ PATRIOTS	WEEK 17* W, 30-10	RAIDERS

HOME ☐ AWAY ☐

ALL TIMES PACIFIC | \* SUBJECT TO NFL'S FLEX SCHEDULING

### 2018 OPPONENTS

#### HOME



#### AWAY



Tennessee game will be played in London at Wembley Stadium



## BREAKING DOWN THE 2017 SCHEDULE



The Chargers opponents in 2017 posted a **117-139 (.457)** record. Five of the teams on the schedule made the postseason, including the two Super Bowl opponents in the Eagles and the Patriots. The Chargers finished second in the AFC West and were 3-3 against divisional foes. The Bolts finished strong, winning nine of their last 12 contests.

SERIES BREAKDOWN	2017 RECORD	NOTES
 <b>ALL-TIME:</b> 51-65-1 <b>HOME:</b> 34-24-0 <b>AWAY:</b> 17-41-1 <b>LAST:</b> W, 21-0 - 2017 vs. Broncos	<b>OVERALL:</b> 5-11-0 <b>HOME:</b> 4-4 <b>AWAY:</b> 1-7 <b>POSTSEASON:</b> N/A	The Chargers again split the season series against the Broncos. In the season opener on Monday Night Football, the Chargers saw their comeback bid fall short, 24-21. The Chargers got payback at home by blanking the division rival, 21-0. The shutout ended the second-longest scoring streak in NFL history.
 <b>ALL-TIME:</b> 15-18-0 <b>HOME:</b> 11-8-0 <b>AWAY:</b> 4-10-0 <b>LAST:</b> L, 19-17 - 2017 at Chargers	<b>OVERALL:</b> 6-10-0 <b>HOME:</b> 4-4-0 <b>AWAY:</b> 2-6-0 <b>POSTSEASON:</b> N/A	The Chargers fell in heartbreaking fashion in the home opener in Los Angeles. The Bolts marched down the field for a potential game-winning field goal, but the attempt sailed wide. Antonio Gates made NFL history when he passed Tony Gonzalez's mark for the most touchdown catches by a tight end.
 <b>ALL-TIME:</b> 55-60-1 <b>HOME:</b> 32-25-1 <b>AWAY:</b> 23-35-0 <b>LAST:</b> L, 30-13 - 2017 at Chiefs	<b>OVERALL:</b> 10-6-0 <b>HOME:</b> 6-2-0 <b>AWAY:</b> 4-4-0 <b>POSTSEASON:</b> Wild Card Round	The Chiefs have been a thorn in the side of the Chargers for the past few seasons. Kansas City once again swept the season series, moving their winning streak to eight games against the Bolts. Chiefs rookie running back Kareem Hunt tallied over 180 yards of total offense in both contests.
 <b>ALL-TIME:</b> 7-5-0 <b>HOME:</b> 5-2-0 <b>AWAY:</b> 2-3-0 <b>LAST:</b> L, 26-24 - 2017 at Chargers	<b>OVERALL:</b> 13-3-0 <b>HOME:</b> 7-1-0 <b>AWAY:</b> 6-2-0 <b>POSTSEASON:</b> Super Bowl Champs	Tyrell Williams and Keenan Allen both had over 100 yards receiving, but it was not enough in the home loss to the Eagles. The loss marked the fourth straight to open the season. Rookie Austin Ekeler scored on his first career rush while Philip Rivers threw for 347 yards with two scores.
 <b>ALL-TIME:</b> 7-5-0 <b>HOME:</b> 3-2-0 <b>AWAY:</b> 4-3-0 <b>LAST:</b> W, 27-22 - 2017 at Giants	<b>OVERALL:</b> 3-13-0 <b>HOME:</b> 2-6-0 <b>AWAY:</b> 1-7-0 <b>POSTSEASON:</b> N/A	The Chargers earned their first victory of the 2017 season on the road at the Giants. Philip Rivers tossed three touchdowns and Melvin Gordon amassed 163 yards from scrimmage with two scores to lead the Chargers to the win. Gordon went on to earn AFC Offensive Player of the Week honors.
 <b>ALL-TIME:</b> 52-63-2 <b>HOME:</b> 26-32-1 <b>AWAY:</b> 26-31-1 <b>LAST:</b> W 30-10 - 2017 at Chargers	<b>OVERALL:</b> 6-10-0 <b>HOME:</b> 4-4-0 <b>AWAY:</b> 2-6-0 <b>POSTSEASON:</b> N/A	The Chargers swept their division rival for the first time since the 2014 season. The Chargers used a last-second game-winning field from Nick Novak to earn a 17-16 victory at Oakland. Philip Rivers then threw for 387 yards and three scores to lead the Bolts to a convincing, 30-10 win in the season finale.
 <b>ALL-TIME:</b> 15-24-2 <b>HOME:</b> 7-11-1 <b>AWAY:</b> 8-13-1 <b>LAST:</b> L, 21-13 - 2017 at Patriots	<b>OVERALL:</b> 13-3-0 <b>HOME:</b> 6-2-0 <b>AWAY:</b> 7-1-0 <b>POSTSEASON:</b> Super Bowl	The Chargers stayed in the contest on the road against the Patriots. Melvin Gordon spark-plugged the Bolts with an 87-yard score in the first quarter. The run tied Paul Lowe for the longest in team history. Gordon ended the game with 132 yards rushing, his second-best effort of his career.
 <b>ALL-TIME:</b> 7-3-0 <b>HOME:</b> 4-0-0 <b>AWAY:</b> 3-3-0 <b>LAST:</b> L, 20-17 (ot) - 2017 at Jaguars	<b>OVERALL:</b> 10-6-0 <b>HOME:</b> 6-2-0 <b>AWAY:</b> 4-4-0 <b>POSTSEASON:</b> AFC Championship	In a bizarre ending, the Chargers had the victory on the road against the Jaguars slip through their fingers as they fell, 20-17 in overtime. Rookie Austin Ekeler tallied over 100-yards from scrimmage with two scores while Tre Boston picked off Blake Bortles twice in the losing effort.
 <b>ALL-TIME:</b> 24-12-2 <b>HOME:</b> 14-6-1 <b>AWAY:</b> 10-6-1 <b>LAST:</b> W, 54-24 - 2017 at Chargers	<b>OVERALL:</b> 9-7-0 <b>HOME:</b> 6-2-0 <b>AWAY:</b> 3-5-0 <b>POSTSEASON:</b> Wild Card Round	The Chargers put up 54 points and recorded six takeaways to run away to a 54-24 victory at home. The Bolts recorded a team-record five interceptions in the first half while Korey Toomer and Melvin Ingram both had defensive scores. Keenan Allen posted two receiving touchdowns in the winning effort.
 <b>ALL-TIME:</b> 5-6-0 <b>HOME:</b> 2-4-0 <b>AWAY:</b> 3-2-0 <b>LAST:</b> W, 28-6 - 2017 at Cowboys	<b>OVERALL:</b> 9-7-0 <b>HOME:</b> 3-5-0 <b>AWAY:</b> 6-2-0 <b>POSTSEASON:</b> N/A	The Chargers celebrated big on Thanksgiving in Dallas, posting a convincing 28-6 victory over the Cowboys. Philip Rivers recorded one of the best games of his career, registering a 149.1 rating. Rivers threw for 434 yards with three scores en route to being named the AFC Offensive Player of the Week.
 <b>ALL-TIME:</b> 16-9-1 <b>HOME:</b> 8-4-0 <b>AWAY:</b> 8-5-1 <b>LAST:</b> W, 19-10 - 2017 at Chargers	<b>OVERALL:</b> 0-16-0 <b>HOME:</b> 0-8-0 <b>AWAY:</b> 0-8-0 <b>POSTSEASON:</b> N/A	The Chargers did not suffer a let down against the Browns in 2017 as the Bolts held on for a 19-10 home victory. Philip Rivers completed 31 passes for 344 yards while Keenan Allen became the first player in NFL history to have 10+ catches, 100+ receiving yards and 1+ TD catch in three straight games.
 <b>ALL-TIME:</b> 4-7-0 <b>HOME:</b> 3-2-0 <b>AWAY:</b> 1-5-0 <b>LAST:</b> W, 30-13 - 2017 vs. Redskins	<b>OVERALL:</b> 7-9-0 <b>HOME:</b> 5-3-0 <b>AWAY:</b> 2-6-0 <b>POSTSEASON:</b> N/A	Tyrell Williams and Keenan Allen both tallied over 100 yards receiving while Philip Rivers recorded his third straight game with over 300-yards passing to lead the Bolts to a lopsided 30-13 win. The win was the Chargers fourth-straight and their fourth-straight game with over 400 yards of offense.
 <b>ALL-TIME:</b> 22-14-1 <b>HOME:</b> 13-8-0 <b>AWAY:</b> 9-6-1 <b>LAST:</b> W, 14-7 - 2017 at Jets	<b>OVERALL:</b> 5-11-0 <b>HOME:</b> 4-4-0 <b>AWAY:</b> 1-7-0 <b>POSTSEASON:</b> N/A	The Chargers grinded out a 14-7 win on the road on Christmas Eve day. The win was the second on the year in New York for the Bolts. In the contest, Melvin Gordon eclipsed 1,000-yards rushing for the first time in his career. He became the first 1,000-yard rusher for the team since 2013.





## OFFENSE

**50,348** – Career passing yards Philip Rivers reached this season, becoming only the ninth player in NFL history to surpass the 50,000-yard mark.

**6,026** – Total yards of offense, which ranked fourth in the NFL.

**1,393** – Total receiving yards by Keenan Allen on the season, which is the second-most in Chargers history. It also ranked third in the NFL.

**1,581** – Total yards from scrimmage by Melvin Gordon, which ranked fifth in the NFL.

**1,105** – Rushing yards by Melvin Gordon, which set a career high and ranked seventh in the league.

**722** – Career rushing attempts reached by Melvin Gordon, passing Don Woods (713) for seventh-most all-time in Chargers history.

**552** – Yards by Keenan Allen on third down, which led the NFL and set a new franchise record.

**342** – Career passing touchdowns Philip Rivers reached this season, tying Fran Tarkenton for sixth all-time.

**337** – Total first downs, which was the fifth-most in the league.

**102** – Receptions by Keenan Allen, which set a new franchise record surpassing LaDainian Tomlinson's previous mark of 100 set in 2003. It also ranked fourth in the NFL.

**80** – Total first downs by Melvin Gordon, which was the third-most in the NFL.

**72** – Total points by Melvin Gordon, which ranked fourth in the NFL among non-kickers.

**36** – Receptions by Keenan Allen on third down, which led the NFL and set a new franchise record.

**8.0** – Yards after catch average by Tyrell Williams, which led all NFL wide receivers.

## DEFENSE

**197.3** – Average passing yards against per game, which was the third-fewest in the league.

**43** – Total sacks, which was the fifth-most in the NFL.

**36.1** – TD percentage given up when in red zone, which ranked first in the NFL.

**22** – Passes defended by Casey Hayward, which was the second-most in the league.

**18** – Total interceptions, which was the sixth-most in the NFL.

**17.0** – Average points per game allowed, which was the lowest for the team since 1992. Also the third-lowest in franchise history in a 16 game season.

**17** – Tackles for loss, which ranked third in the NFL.

**12.5** – Sacks by Joey Bosa, setting a career high.

**5** – Interceptions by Tre Boston, which ranked fifth in the NFL.

**4** – Fumbles forced by Joey Bosa, which ranked fourth in the NFL.

## SPECIAL TEAMS

**48.1** – Gross average per punt by Drew Kaser, which was the third-best in the league.

**21** – Tackles by Nick Dzubnar, which was the most in the NFL.

**17** – Tackles by Austin Ekeler, which was the second-most in the NFL.

**14** – Tackles by Michael Davis, which was the seventh-most in the NFL.

**9.5** – Averaged yards per punt return by Travis Benjamin, which ranked eighth in the NFL.





Official Totals — Based on coaches' film review totals.

## **WR Keenan Allen (102 rec. for 1,393 yards and five TDs)**

- 102 catches were most in a single season in Chargers history.
- 1,393 receiving yards were second-most in a season in team history.
- Became first player in NFL history to post three consecutive games with 10-plus receptions, 100-plus receiving yards and one-plus TD catches when he did so in Weeks 11-13.
- Joined Hall of Famer Don Hutson (1942) and Randy Moss (2009) as the only players in league history to post 1,000-plus receiving yards and an INT in the same season.
- Became the first player in NFL history to post 90-plus catches and an INT in the same season.
- Set single-season team records with 36 catches on third down with 30 of them moving the chains (both led the league).
- Moved from 36th to 23rd on the Chargers career touchdowns list, finishing the season with 23.
- Moved from 16th to 10th on the Chargers career receptions list, finishing the season with 323.
- Moved from 19th to 11th on the Chargers career receiving yards list, finishing the season with 4,010.
- Moved from 16th to 13th on the Chargers career receiving touchdowns list, finishing the season with 22.
- Moved from 34th to 21st on the Chargers career scrimmage yards list, finishing the season with 4,019.

## **WR Travis Benjamin (34 rec. for 567 yards and four TDs)**

- In Oct. 22 home victory over Denver, became second player in Chargers history to record a punt return TD and a TD catch in the same game (Eric Metcalf vs. Denver, Nov. 30, 1997).

## **DE Joey Bosa (99 tackles, 12.5 sacks, four forced fumbles)**

- Registered 8.5 sacks in the first eight weeks of the season, bringing his career total to 19.0 sacks through his first 20 career games, topping Aldon Smith (18.5) for the most through a player's first 20 career games since the sack became an official statistic in 1982.
- Moved to 12th on the Chargers career sacks list, finishing the season with 23.0.

## **RB Austin Ekeler (47 att. for 260 yards and two TDs)**

- In Nov. 12 road loss to Jacksonville, posted two TD catches of 20-plus yards, becoming the first running back to do so in a single game since Jamaal Charles (Dec. 15, 2013).
- With three TD catches, tied Don Woods (1974) and James Brooks (1981) for most TD catches in a season in team history by a rookie running back. Is the only one that was not drafted.

## **TE Antonio Gates (30 rec. for 316 yards and three TDs)**

- Broke tie with Hall of Fame TE Tony Gonzalez (111) for the most TD catches by tight end in NFL history, finishing the season with 114.
- Paired with QB Philip Rivers, moved into sole possession of the most TDs between a quarterback-tight end combination in league history.
- Paired with Rivers, moved into sole possession of the second-most TDs between any quarterback-receiver combination in NFL history with 87, trailing only Peyton Manning and Marvin Harrison (112 TDs).
- Became 22nd player in NFL history with 900 catches, finishing the year at No. 20 on the all-time receptions list with 927.
- Finished the season at No. 30 in NFL history on the all-time receiving yards list with 11,508.

## **RB Melvin Gordon (284 att. for 1,105 yards and eight TDs)**

- Posted his first 1,000-yard rushing season and the 20th in team annals.
- In a Oct. 29 road loss to New England, tied Paul Lowe with an 87-yard TD run for the longest run in Chargers history.
- Became third player in team history to post consecutive seasons with 1,200-plus yards from scrimmage and 10-plus total TDs, doing so from 2016-17 to join Hall of Fame WR Lance Alworth (1963-66) and Hall of Fame RB LaDainian Tomlinson (2001-08).
- Moved from 49th to 20th on the Chargers career touchdowns list, finishing the season with 24.
- Moved from 16th to seventh on the Chargers career rushing attempts list, finishing the season with 722.
- Moved from 17th to eighth on the Chargers career rushing yards list, finishing the season with 2,743.

## **RB Melvin Gordon, cont. (284 att. for 1,105 yards and eight TDs)**

- Moved from 24th to ninth on the Chargers career rushing touchdowns list, finishing the season with 18.
- Moved from 42nd to 22nd on the Chargers career scrimmage yards list, finishing the season with 3,830.

## **TE Hunter Henry (45 rec. for 579 yards and four TDs)**

- Moved into a tie with WR Tyrell Williams at No. 24 on the Chargers career receiving touchdowns list, finishing the season with 12.

## **CB Casey Hayward (40 tackles, four INTs, 24 passes defended)**

- Intercepted the 20th pass of his career, which ranks tied fourth in the NFL with Brent Grimes since he entered the league in 2012, trailing Richard Sherman (28), Reggie Nelson (23) and Glover Quin (21).

## **DE Melvin Ingram (76 tackles, 10.5 sacks, two fumble recoveries)**

- Had 7.5 sacks in the first five weeks of the season, the most in team history through five games.
- Moved to ninth on the Chargers career sacks list, finishing the season with 23.0.

## **P Drew Kaser (74 punts for 3,588 yards — 48.1 avg. and 41.3 net)**

- Eclipsed 100 career punts, making him eligible for the Chargers all-time record book, where he sits with the best career gross punting in Chargers history (47.3 yards-per-punt).

## **CB Desmond King (71 tackles, 4.0 sacks, one INT)**

- With 4.0 sacks, had the most sacks in a season in team history by a rookie defensive back.

## **NT Brandon Mebane (57 tackles, two tackles for loss)**

- Played in and started the 150th games of his career.

## **K Nick Novak (Nine made FGs and 17 made PATs — 44 points)**

- Moved from seventh to sixth on the Chargers career scoring list, finishing the season with 503.

## **T Russell Okung (15 games played and 15 games started)**

- Played in and started the 100th game of his career.

## **QB Philip Rivers (4,515 yds and 28 TDs with 10 INTs, 96.0 rating)**

- Has started 192 consecutive regular-season games, the longest active streak in the league.
- Reached 100 career regular-season wins and finished the year with 106, good for No. 13 in NFL history.
- Moved to seventh on the all-time completions list, finishing the year with 4,171 in his career.
- Increased his career total to 50,348 regular-season passing yards, finishing the year at No. 9 on the all-time passing yards list.
- Finished the season tied with Hall of Fame QB Fran Tarkenton at No. 6 all time with 342 career passing TDs.
- Increased career totals to 52 games with three-plus TD passes and 57 games with 300-plus passing yards.
- With 4,515 yards, had his ninth 4,000-yard season, becoming the fourth player in NFL history to do so, joining Peyton Manning (14), Drew Brees (12) and Tom Brady (nine).
- Posted his 10th straight season with 3,500-plus passing yards, joining Peyton Manning and Drew Brees (13 seasons each) as the only players in NFL history to do so.
- Paired with TE Antonio Gates, moved into sole possession of the most TDs between a quarterback-tight end combination in league history.
- Paired with Gates, moved into sole possession of the second-most TDs between any quarterback-receiver combination in NFL history with 87, trailing only Peyton Manning and Marvin Harrison (112 TDs).
- Became second player to ever throw for 400-plus yards at Dallas on Thanksgiving (Kirk Cousins, 2016).

## **WR Tyrell Williams (43 rec. for 728 yards and four TDs)**

- Moved to 28th on the Chargers career receiving yards list, finishing the season with 1,877.
- Moved into a tie with TE Hunter Henry at No. 24 on the Chargers career receiving touchdowns list, finishing the season with 12.



## 2017 HONOR ROLL

### IN SEASON HONORS



#### AFC DEFENSIVE PLAYER OF THE MONTH

MELVIN INGRAM - September  
CASEY HAYWARD - November



#### AFC OFFENSIVE PLAYER OF THE WEEK

MELVIN GORDON - Week 5  
PHILIP RIVERS - Week 12  
PHILIP RIVERS - Week 17



#### AFC SPECIAL TEAMS PLAYER OF THE WEEK

TRAVIS BENJAMIN - Week 7

#### FED EX AIR PLAYER OF THE WEEK

PHILIP RIVERS - Week 12  
PHILIP RIVERS - Week 17

### POSTSEASON HONORS



#### COMEBACK PLAYER OF THE YEAR

KEENAN ALLEN  
ASSOCIATED PRESS  
SPORTING NEWS  
PFWA



#### AP - SECOND TEAM

CASEY HAYWARD  
ASSOCIATED PRESS - Second Team



#### PFWA - ALL-ROOKIE

DAN FEENEY  
PFWA - All-Rookie Team  
PRO FOOTBALL JOURNAL - All- Rookie Team



## CHARGERS IN THE TOP-10 IN 2017



### TEAM RANKINGS



#### OFFENSE

CATEGORY	RANK	STAT
Total Yards per Game:	4	376.6
Yards per Play:	4	5.91
Net Passing Yards per Game:	1	276.9
Net Passing Yards per Attempt:	2	7.37
Passing, Percent Intercepted:	8	1.89%
Sacks per Pass Play:	1	3.09%
First Downs per Game:	5	21.1
Punt Return Average:	9	9.3
Gross Punting Average:	3	48.1
Net Punting Average:	9	41.3



#### DEFENSE

CATEGORY	RANK	STAT
Net Passing Yards per Game:	3	197.3
Net Passing Yards per Attempt:	3	5.57
Passing, Percent Intercepted:	4	3.44%
Sacks per Pass Play:	5	8.21%
First Downs per Game:	6t	17.6
Fourth Down Efficiency:	5	30.00%
Points Per Game:	3	17.0
Points per Game Differential:	9	5.2
Net Yards per Game Differential:	6	48.3
Turnover Differential:	3	+12
Redzone Defense:	1	36.1%



### PLAYER RANKINGS



#### PHILIP RIVERS

CATEGORY	RANK	STAT
Attempts:	2	575
Completions:	4t	360
Yards:	2	4,515
Yards/Pass Attempt:	7	7.85
Touchdowns:	5t	28
Percent Intercepted:	9	4.9%
Rating Points:	9	96.0

#### KEENAN ALLEN

CATEGORY	RANK	STAT
Receptions:	4	102
Yards:	3	1,393
Third Down Receptions:	1	36
Third Down Receiving Yards:	1	552
First Downs:	7	74
Scrimmage Yards:	10	1,402

#### MELVIN GORDON

CATEGORY	RANK	STAT
Scoring:	4t	72
Yards:	7	1,105
First Downs:	3	80
Scrimmage Yards:	5	1,581

#### DREW KASER

CATEGORY	RANK	STAT
Punting Average:	3	48.1
Net Punting Average:	9	41.3

#### TRAVIS BENJAMIN

CATEGORY	RANK	STAT
Punt Return Average:	8	9.5

#### TRE BOSTON

CATEGORY	RANK	STAT
Interceptions:	5t	5

#### JOEY BOSA

CATEGORY	RANK	STAT
Sacks:	7	12.5

#### MELVIN INGRAM

CATEGORY	RANK	STAT
Defensive Fumble Recoveries:	7t	2

#### CASEY HAYWARD

CATEGORY	RANK	STAT
Defensive Fumble Recoveries:	7t	2





## THE NUTS AND BOLTS OF THE 2017 SEASON



### 2017 SEASON-LONG CAPTAINS



#17 Philip Rivers



#54 Melvin Ingram



#76 Russell Okung



#85 Antonio Gates



#92 Brandon Mebane



### WINNING AT HOME



The Chargers finished with five home wins on the season, the most for the organization since 2014. The five wins came in the last five games of the home slate, marking the longest regular season winning streak at home since 2009.



### NINE WINS IN THE LAST 12



After a 0-4 start to 2017, the Chargers rattled off nine wins in the last 12 games to finish the year 9-7. The nine wins over a 12-game span was the best mark since the Chargers won the last 11 games of the 2009 season.



### KEEPING RIVERS CLEAN



The Chargers offensive line kept **Philip Rivers** upright to throw for the second-most yards in the league in 2017, enabling the signal-caller to be selected to his seventh Pro Bowl. The offensive line led the league in least amount of sacks allowed with 18. The Chargers haven't led the league in the least amount of sacks allowed since in the AFL in 1968. 2017 is the first time the Bolts have allowed 18 or fewer sacks in a 16-game season.



### A DIFFERENT DEFENSE



The Chargers orchestrated a huge turnaround on the defensive side of the ball as the Bolts ranked third in the league, allowing 17 points per game. The 17 points-per-game was the best mark by the team since 1992. The 9.4 points per game improvement from the previous season is the second-best turnaround in team history. The Chargers ranked third in the NFL against the pass, were the best in the red zone, posted a plus-12 turnover margin to also rank third and were fifth in sacks.



### CUTTING DOWN ON TURNOVERS



An emphasis was made to reduce turnovers in 2017, and the Chargers improved dramatically from 2016. The Bolts turned the ball over just 15 times this season to rank tied for fourth in the NFL after a season in which they were dead last with 35 turnovers. That is the best mark for the Chargers since the 15 turnovers in 2006 when they led the league. **Melvin Gordon** did not lose a fumble in 2017 and only fumbled one time, in Week 17, while **Philip Rivers** threw his fewest interceptions since 2009.

## THE NUTS AND BOLTS OF THE 2017 SEASON cont.

### CHARGERS LEAD NFL IN PASSING



The Chargers led the NFL in passing in 2017 with 4,431 net passing yards for 276.9 yards-per-game. **Philip Rivers** completed the season ranked second in the league with 4,515 total passing yards. The last time the Chargers led the NFL in passing was in 1985 when the team led by Hall of Famer **Dan Fouts** totaled 4,870 net passing yards.

### RECORD BREAKER



**Keenan Allen** had a record-breaking season for the Chargers in 2017. The 2013 third-round selection broke the Chargers' single-season receptions record, finishing fourth in the NFL with 102 catches. His 1,393 receiving yards was the second-most in a season in team history. He had seven 100-yard receiving games, including four straight at one point, and finished the year with six touchdowns. Allen became the first player in NFL history to post three consecutive games with 10-plus receptions, 100-plus receiving yards and a touchdown catch when he accomplished the feat in Weeks 11-13.

### GATES BREAKS TIGHT END TD MARK



**Antonio Gates** surpassed **Tony Gonzalez's** mark for the most touchdown catches in NFL history by a tight end when he snagged his 112th during the Chargers' 2017 home opener against Miami. Gates moved into sixth all-time in touchdown catches among all players. Gates is the Chargers' all-time leader in receptions (927), receiving yards (11,508) and touchdown catches (114).

### GORDON ECLIPSES 1,000 YARDS



Chargers running back **Melvin Gordon** eclipsed the 1,000 yard mark for the first time in his career when he totaled 1,105 yards on the ground in 2017. He became the first Bolts rusher to post a 1,000-yard season since **Ryan Mathews** in 2013. Gordon's 1,105 rushing yards rank 17th in the Chargers single-season annals. His 1,581 yards from scrimmage was the 10th-best mark by a Charger in a season and the most since **LaDainian Tomlinson** in 2007.

### BOSA CONTINUES TO GET TO THE QB



**Joey Bosa** completed his second year in the NFL. In his 28 career games, he has compiled 23 sacks. His 12.5 sacks in 2017 were the most by a Bolt since **Shawne Merriman** posted 12.5 in 2007. Bosa became the fastest player to record 19 sacks as he accomplished the feat in his first 20 career games. In addition to Bosa's 12.5 sacks, **Melvin Ingram** equaled his career-high with 10.5 sacks. The 23 combined sacks were the most by a Chargers duo in the same season since 2006.

### DREW KASER TOPS THE RECORD BOOKS



In just two seasons, **Drew Kaser** has etched his name atop the Chargers punting record books. During the Patriots game, Kaser launched his 100th career punt which qualified him for the career punting average record. Kaser has a lifetime average of 47.3 yards per punt. The prior Chargers record-holder was **Mike Scifres** with a 45.2 average. Kaser posted an average of 48.1 in 2017 to rank second all-time in team history. His 48.1 average ranked third in the NFL.



## FOUR CHARGERS SELECTED TO PRO BOWL



Four Los Angeles Chargers were selected to the 2018 Pro Bowl that was played in Orlando, Fla. The four selections were the most for the Chargers since 2012. The Chargers that were voted to represent the AFC were **Joey Bosa**, who was slated to start at defensive end, quarterback **Philip Rivers**, wide receiver **Keenan Allen** and cornerback **Casey Hayward**. Bosa and Allen each earned their first Pro Bowl nods while the selections mark Rivers' seventh and Hayward's second. Overall, the team's four players named to the Pro Bowl were tied for the second most in the AFC behind the Pittsburgh Steelers. Additionally, four more Chargers were named Pro Bowl alternates: defensive end **Melvin Ingram** (first), running back **Melvin Gordon** (second), offensive tackle **Russell Okung** (second) and defensive tackle **Corey Liuget** (fifth). The four Chargers that ended up playing in the annual all-star event was Allen, Hayward, Ingram and Okung.



## CHARGERS FORCE SIX TURNOVERS



The Los Angeles Chargers forced six turnovers against the Buffalo Bills on Sunday, Nov. 19. The Chargers picked off **Nathan Peterman** five times in the first half and then recovered a fumble late in the third quarter. The last team to intercept five passes in the first half of a game was the Dolphins on Dec. 3, 1973, vs. Pittsburgh. The six total takeaways are the most in franchise history since Week 8 of the 1990 season. The Chargers finished the year ranked third in the NFL with a +12 turnover margin, the best ratio for the Bolts since 2007.



## CHARGERS NO FLY ZONE



The Chargers did not allow a 100-yard receiver until the final week of the season. The Bolts only allowed one passer to throw over 300 yards (Tom Brady/Week 8). Five opponents were held under 200 yards passing while the team ranked third in the league against the pass. The Chargers ranked sixth in the NFL with 18 interceptions. **Casey Hayward** owned the No. 1 coverage grade by Pro Football Focus en route to his second straight Pro Bowl selection.

## CHARGER HEAD COACHES IN THEIR FIRST YEAR

**Anthony Lynn** completed his first season at the helm of the Chargers. Here is a look at how the head coaches in Chargers history fared in their first season on the sideline. \*Interim not included

Year	Name	Record
1960	Sid Gillman	10-4-0
1970	Charlie Waller	5-6-3
1972	Harland Svare	4-9-1
1974	Tommy Prothro	5-9-0
1979	Don Coryell	12-4-0
1987	Al Saunders	8-7-0
1989	Dan Henning	6-10-0
1992	Bobby Ross	11-5-0
1997	Kevin Gilbride	4-12-0
1999	Mike Riley	8-8-0
2002	Marty Schottenheimer	8-8-0
2007	Norv Turner	11-5-0
2013	Mike McCoy	9-7-0
2017	Anthony Lynn	9-7-0

Nine of the coaches in their first season posted a .500 or better record. Chargers head coaches have gone a combined 110-102-4 in their first season.

Head Coach **Anthony Lynn** and Special Teams Coordinator-Assistant Head Coach **George Stewart** are both graduates of the Bill Walsh NFL Diversity Coaching Fellowship. They are two of 35 current head coaches, assistant head coaches and coordinators to be graduates of the Fellowship.

-Lynn is one of four active head coaches to be a graduate (Hue Jackson, Marvin Lewis and Mike Tomlin)



## THE COORDINATORS



In his first season as the Chargers' defensive coordinator, **Gus Bradley** inherited the 29th-ranked defense and turned it around to be the No. 3 scoring defense in 2017.

## GUS BRADLEY AS A DEFENSIVE COORDINATOR

Year	Team	Total (rank)	Rush (rank)	Pass (rank)	Scoring (rank)
2009	Sea.	356.4 (24)	111.0 (15)	245.4 (30)	24.4 (T-25)
2010	Sea.	368.6 (27)	118.9 (21)	249.6 (27)	25.4 (25)
2011	Sea.	332.2 (9)	112.3 (15)	219.9 (11)	19.7 (7)
2012	Sea.	306.2 (4)	103.1 (10)	203.1 (6)	15.3 (1)
2017	LAC	328.4 (15)	131.1 (31)	197.3 (3)	17.0 (3)

As the Chargers' offensive coordinator, **Ken Whisenhunt** led the top-ranked passing attack in the NFL. The last time the Chargers led the league in passing was in 1985.

## KEN WHISENHUNT AS AN OFFENSIVE COORDINATOR

Year	Team	Total (rank)	Rush (rank)	Pass (rank)	Scoring (rank)
2004	Pit.	324.0 (16)	154.0 (2)	170.0 (28)	23.3 (11)
2005	Pit.	321.8 (T-15)	138.9 (5)	182.9 (24)	24.3 (8)
2006	Pit.	357.8 (7)	124.5 (10)	233.3 (9)	22.1 (T-12)
2013	S.D.	393.3 (5)	122.8 (13)	270.5 (4)	24.8 (12)
2016	S.D.	356.8 (14)	94.4 (26)	262.4 (8)	25.6 (9)
2017	LAC	376.6 (4)	99.7 (24)	276.9 (1)	22.2 (13)





## LONG SCORING PLAYS OF 2017



### GORDON BREAKS AWAY FOR 87-YARD TD



**Melvin Gordon** registered his second-best rushing effort of his career as he totaled 132 yards on the ground against the Patriots in Week 8. Gordon's day started off in record-breaking fashion as he broke loose for an 87-yard touchdown. The 87-yard score was tied for the longest run in team history and was the second-longest run in the NFL in 2017.



### TYRELL TWICE FOR 75



**Tyrell Williams** scored three of the four longest receiving touchdowns of the 2017 season for the Bolts. His two 75-yard scores led the Chargers on the year. Williams scored his first 75-yarder against the Eagles in a game that he totaled 115 yards on five receptions. He also scored from 75 against the Redskins, where he led the Chargers with 132 yards on four catches. Williams also tallied a 56-yard touchdown in the regular season finale against the Raiders.



### PHILIP RIVERS 300/400-YARD GAMES



**Philip Rivers** recorded six games of 300-or-more yards passing this season. His 434-yard effort at Dallas was the fourth-best effort of his career.

**Week 12 at Dallas:** 434 yards  
**Week 17 vs. Oakland:** 387 yards  
**Week 4 vs. Philadelphia:** 347 yards  
**Week 13 vs. Cleveland:** 344 yards  
**Week 2 vs. Miami:** 331 yards  
**Week 14 vs. Washington:** 319 yards



### THE VERSATILE TRAVIS BENJAMIN



**Travis Benjamin** returned a punt for a score and found paydirt on a long receiving touchdown to help lead the Chargers to a key division win over the Broncos on Oct. 22. Benjamin jumpstarted the Chargers by opening the scoring with a 65-yard punt return. The punt return touchdown was the first for a Charger since Michael Spurlock returned a punt 63 yards against the Jets on Dec. 23, 2012. Benjamin later hauled in a 42-yard receiving touchdown to become the first Charger with a punt return TD and a receiving TD in the same game since Eric Metcalf (Nov. 30, 1997). Against the Raiders, Benjamin scored on a 62-yard reception to mark the third longest touchdown through the air for the Chargers in 2017. All five of his touchdowns in 2017 went for over 20 yards, and four were over 35 yards.



### KING GOES 90 YARDS FOR THE PICK SIX



Chargers rookie **Desmond King** took his first career interception back for 90 yards against the Cowboys. The pick-six was one of two for the Chargers in 2017. **Korey Toomer** returned a **Nathan Peterman** pass 59 yards for the score against the Bills. In the same contest, **Melvin Ingram** scooped and scored on a fumble from 39 yards in the contest against Buffalo.



### KEENAN ALLEN 100-YARD GAMES



**Keenan Allen** posted a career-best seven 100-or-more yards receiving games in 2017. He recorded a career-best 172 yards receiving at Dallas in Week 12.

**Week 12 at Dallas:** 172 yards  
**Week 11 vs. Buffalo:** 159 yards  
**Week 4 vs. Philadelphia:** 138 yards  
**Week 17 vs. Oakland:** 133 yards  
**Week 14 vs. Washington:** 111 yards  
**Week 13 vs. Cleveland:** 105 yards  
**Week 2 vs. Miami:** 100 yards





**Philip Rivers** is the Chargers' franchise record-holder and he ranks ninth all-time for career passing yards with 50,348.

#### NFL ALL-TIME PASSING YARDS

1.	Peyton Manning.....	71,940
2.	Brett Favre.....	71,838
3.	Drew Brees.....	70,445
4.	Tom Brady.....	66,159
5.	Dan Marino.....	61,361
6.	Eli Manning.....	51,682
7.	John Elway.....	51,475
8.	Ben Roethlisberger.....	51,065
9.	<b>Philip Rivers.....</b>	<b>50,348</b>
10.	Warren Moon.....	49,325

- **Rivers** also owns the highest career completion (4,171) and attempts (6,492) totals in franchise history.

- **Rivers** finished the 2017 season with 4,515 passing yards, the sixth-most in a season in franchise history. Rivers now holds eight of the Top 10 single-season passing yardage marks in franchise history.

#### SINGLE-SEASON PASSING YARDS

1.	Dan Fouts, 1981.....	4,802
2.	<b>Philip Rivers, 2015.....</b>	<b>4,792</b>
3.	Dan Fouts, 1980.....	4,715
4.	<b>Philip Rivers, 2010.....</b>	<b>4,710</b>
5.	<b>Philip Rivers, 2011.....</b>	<b>4,624</b>
6.	<b>Philip Rivers, 2017.....</b>	<b>4,515</b>
7.	<b>Philip Rivers, 2013.....</b>	<b>4,478</b>
8.	<b>Philip Rivers, 2016.....</b>	<b>4,386</b>
9.	<b>Philip Rivers, 2014.....</b>	<b>4,286</b>
10.	<b>Philip Rivers, 2009.....</b>	<b>4,254</b>

- **Rivers** increased his career tally of 4,000-yard seasons to nine in 2017, a total that is tied for third in NFL history.

#### MOST NFL 4,000-YARD SEASONS (PASSING)

1.	Peyton Manning.....	14
2.	Drew Brees.....	12
3.	Tom Brady.....	9
	<b>Philip Rivers.....</b>	<b>9</b>

- Rivers also has posted his 12th-consecutive 3,000-yard season, which ties **Ben Roethlisberger** for fourth in NFL history.

#### MOST CONSECUTIVE 3,000-YARD SEASONS (PASSING)

1.	Brett Favre (1992-09).....	18
2.	Drew Brees (2004-17).....	14
3.	Peyton Manning (1998-10).....	13
	Eli Manning (2005-17).....	13
5.	<b>Philip Rivers (2006-17).....</b>	<b>12</b>
	Ben Roethlisberger (2006-17).....	12

- **Rivers** became the third quarterback in NFL history to pass for at least 3,500 yards in 10 consecutive seasons.

- **Rivers** has threw 28 touchdown passes in 2017, for a 10th-straight 25-plus TD season. It is the third-longest streak in NFL history.

#### MOST CONSECUTIVE 25-TOUCHDOWN SEASONS (PASSING)

1.	Peyton Manning (1998-2010).....	13
2.	Drew Brees (2006-16).....	11
3.	<b>Philip Rivers (2008-17).....</b>	<b>10</b>



- **Rivers'** 33 touchdown passes in the 2016 season gave him five-career 30-TD seasons, sixth in NFL history.

#### MOST NFL 30-TOUCHDOWN SEASONS (PASSING)

1.	Drew Brees, Brett Favre, Peyton Manning.....	9
4.	Tom Brady.....	7
5.	Aaron Rodgers.....	6
6.	<b>Philip Rivers.....</b>	<b>5</b>

- **Rivers** attempted 575 passes in 2017, sixth in franchise history for a season, and completed 360 (T-fifth). He now owns eight of the 10 highest pass completion and pass attempt seasons in franchise history.

#### CHARGERS SINGLE-SEASON PASS COMPLETIONS

1.	<b>Philip Rivers, 2015.....</b>	<b>437</b>
2.	<b>Philip Rivers, 2014.....</b>	<b>379</b>
3.	<b>Philip Rivers, 2013.....</b>	<b>378</b>
4.	<b>Philip Rivers, 2011.....</b>	<b>366</b>
5.	Dan Fouts, 1981.....	360
	<b>Philip Rivers, 2017.....</b>	<b>360</b>
7.	<b>Philip Rivers, 2010.....</b>	<b>357</b>
8.	<b>Philip Rivers, 2016.....</b>	<b>349</b>
9.	Dan Fouts, 1980.....	348
10.	<b>Philip Rivers, 2012.....</b>	<b>338</b>



#### CHARGERS SINGLE-SEASON PASS ATTEMPTS

1. Philip Rivers, 2015.....	661
2. Dan Fouts, 1981.....	609
3. Dan Fouts, 1980.....	589
4. Philip Rivers, 2011.....	582
5. Philip Rivers, 2016.....	578
6. Philip Rivers, 2017.....	575
7. Philip Rivers, 2014.....	570
8. Philip Rivers, 2013.....	544
9. Philip Rivers, 2010.....	541
10. Dan Fouts, 1979.....	530

- **Rivers** is the franchise's all-time leader for touchdown passes (342) and he ranks tied for sixth on the NFL's all-time touchdowns list.

#### MOST NFL TOUCHDOWN PASSES (CAREER)

1. Peyton Manning.....	539
2. Brett Favre.....	508
3. Drew Brees.....	484
4. Tom Brady.....	483
5. Dan Marino.....	420
6. Fran Tarkenton.....	342
Philip Rivers.....	342
8. Eli Manning.....	338

- **Rivers** finished 2017 with 28 touchdown passes, tied for ninth in a season in franchise history. He now owns eight of the Top 10 touchdown passing seasons in franchise history.

#### CHARGERS SINGLE-SEASON TOUCHDOWN PASSES

1. Philip Rivers, 2008.....	34
2. Philip Rivers, 2016.....	33
Dan Fouts, 1981.....	33
4. Philip Rivers, 2013.....	32
5. Philip Rivers, 2014.....	31
6. Philip Rivers, 2010.....	30
Dan Fouts, 1980.....	30
8. Philip Rivers, 2015.....	29
9. Philip Rivers, 2009.....	28
Philip Rivers, 2017.....	28

- On Sept. 17, 2017, against Miami, **Rivers** recorded the 52nd 300-yard passing game of his career to break a tie with **Dan Fouts** for the franchise record.

#### CHARGERS CAREER 300-YARD PASSING GAMES

1. Philip Rivers.....	57
2. Dan Fouts.....	51

- **Rivers** is the Chargers' all-time leader with nine career 400-yard passing games and he ranks sixth in NFL annals.

#### NFL CAREER 400-YARD PASSING GAMES

1. Drew Brees.....	15
2. Peyton Manning.....	14
3. Dan Marino.....	13
4. Tom Brady.....	10
5. Ben Roethlisberger.....	10
6. Philip Rivers.....	9

#### MOST WINS AS AN ACTIVE STARTER

Player	Team	No.
1. Tom Brady	N.E.	196
2. Drew Brees	S.D./N.O.	142
3. Ben Roethlisberger	Pit.	135
4. Eli Manning	NYG	110
5. Philip Rivers	S.D./LAC	106

#### RIVERS DOES IT AGAIN

On Oct. 15, 2017 at Oakland, Philip Rivers led the Chargers to a 17-16 come-from-behind victory. The Chargers trailed the Raiders 16-14 early in the final four minutes. The win marked the 24th fourth quarter come-from-behind victory of Rivers' illustrious career. Below is a look at all 24 of Rivers' fourth quarter come-from-behind wins.

Date	Opp.	Deficit	Final Score
10/15/17	at Oakland	14-16	Won, 17-16
10/8/17	at New York Giants	17-22	Won, 27-22
10/23/16	at Atlanta*	20-27	Won, 33-30
09/13/15	Detroit	20-21	Won, 33-28
12/20/14	at San Francisco*	21-35	Won, 38-35
11/30/14	at Baltimore	13-23	Won, 34-33
10/12/14	at Oakland	21-28	Won, 31-28
12/29/13	Kansas City*	14-24	Won, 27-24
11/24/13	at Kansas City	24-28	Won, 41-38
09/29/13	Dallas	20-21	Won, 30-21
09/15/13	at Philadelphia	27-23	Won, 33-30
09/11/11	Minnesota	17-14	Won, 24-17
11/07/10	at Houston	21-23	Won, 29-23
11/08/09	at N.Y. Giants	20-14	Won, 21-20
09/14/09	at Oakland	20-17	Won, 24-20
01/03/09	Indianapolis^*	17-14	Won, 23-17
12/21/08	at Tampa Bay	24-20	Won, 41-24
12/14/08	at Kansas City	21-10	Won, 22-21
09/28/08	at Oakland	15-3	Won, 28-18
12/09/07	at Tennessee*	17-3	Won, 23-17
12/24/06	at Seattle	14-13	Won, 20-17
11/26/06	vs. Oakland	14-7	Won, 21-14
11/19/06	at Denver	27-21	Won, 35-27
11/12/06	at Cincinnati	38-28	Won, 49-41

^AFC Wild Card Playoffs

\*Overtime game

#### MORE ON PHILIP RIVERS

- Rivers has started a franchise-record 192 consecutive regular-season games. It's the NFL's longest active streak.
- Rivers has posted a 106-86 (.552) regular-season record. He became the fifth active quarterback to reach 100 regular-season wins after the victory against the Broncos on Oct. 22, 2017. Including postseason, Rivers' 110 wins overall also ranks No. 5 among active quarterbacks.
- Rivers has posted a passer rating of 120 or higher 43 times during his career. The Chargers are 38-5 (.884) in those games. He has also posted a rating of 130.0 or higher 24 times and the Chargers are 24-0 in those games.
- Rivers is 40-32 (.556) as a starter in regular-season AFC West games. In 72 division games as a starter, he's completed 1,464 of 2,342 (62.5 pct.) for 17,719 yards with 114 touchdowns and 70 interceptions for a 89.5 passer rating.
- Rivers is one of the NFL's top late-season quarterbacks. Since taking over as the Bolts' starting quarterback in 2006, he has guided the Chargers to a record of 39-19 (.672) in regular-season games played in December and January.
- Rivers is not only great in December and January, but in the second half of the season overall. Throughout his career, Rivers is 65-40 (.619) as a starter in games played after Nov. 1.
- Rivers is a nine-time AFC Offensive Player of the Week. His nine AFC POW awards rank second in team history to LaDainian Tomlinson's 10.
- Rivers is a 13-time FedEx Air NFL Player of the Week during his career.
- Since 2012, Rivers has posted the fourth most offensive plays (6,414) in the NFL.



## REGULAR-SEASON RANKINGS

		All-Time	Active Players
Completions	4,171	7	4
Yards	50,348	9	5
Percentage	64.2	10	5
Touchdowns	342	6t	3
QB Rating	94.8	8	5

## POSTSEASON RANKINGS

		All-Time	Active Players
Completions	164	27	9
Yards	2,165	27	9
Percentage	60.3	24	9
Touchdowns	11	33t	10
QB Rating	85.2	21	11

## COMBINED (REGULAR AND POSTSEASON) RANKINGS

		All-Time	Active Players
Completions	4,335	9	5
Yards	52,513	9	5
Percentage	64.1	7	4
TDs	353	8t	5
QB Rating	94.5	8	4

At the Week 8 matchup against the Patriots, **Philip Rivers** surpassed 50,000 passing yards in his career during regular and postseason play. He surpassed 50,000 yards in regular season play against the Raiders in Week 17 of 2017.

### Regular Season, All-Time:

1 touchdown away from passing **Fran Tarkenton** (342) for sixth all-time

### Most Consecutive Games Played

192	Philip Rivers, 2004-17
179	David Binn, 1994-10
178	Russ Washington, 1968-80

### Rivers Earns His 100th Win

Philip Rivers earned his 100th career regular season win when the Chargers downed the Denver Broncos, 21-0, on Oct. 22, 2017. Here is a list of quarterbacks that have won 100 or more regular season games.

Name	Wins
Tom Brady	196
Brett Favre	186
Peyton Manning	186
John Elway	148
Dan Marino	147
Drew Brees	142
Ben Roethlisberger	135
Fran Tarkenton	124
Johnny Unitas	118
Joe Montana	117
Eli Manning	110
Terry Bradshaw	107
<b>Philip Rivers</b>	<b>106</b>
Warren Moon	102
Jim Kelly	101

## TOUCHDOWNS THROWN TO BY RIVERS

Antonio Gates	87
Vincent Jackson	37
Malcom Floyd	34
Keenan Allen	21
Eddie Royal	16
Danny Woodhead	13
Hunter Henry	12
Tyrell Williams	12
Darren Sproles	11
Chris Chambers	10
Dontrelle Inman	8
Travis Benjamin	8
Danario Alexander	7
Ladarius Green	7
LaDainian Tomlinson	7
Melvin Gordon	6
Brandon Manumaleuna	5
Mike Tolbert	5
Seyi Ajirotutu	3
Vincent Brown	3
Jacob Hester	3
Stevie Johnson	3
Legedu Naanee	3
Dante Rosario	3
Austin Ekeler	3
Patrick Crayton	2
Buster Davis	2
Randy McMichael	2
Robert Meachem	2
John Phillips	2
Jackie Battle	1
Ryan Mathews	1
Lorenzo Neal	1
Brandon Oliver	1
Kelley Washington	1
Kris Wilson	1
<b>Total</b>	<b>342</b>





## NFL ALL-TIME RECEIVING TOUCHDOWNS (ALL PLAYERS)

1.	Jerry Rice.....	197
2.	Randy Moss.....	156
3.	Terrell Owens.....	153
4.	Cris Carter.....	130
5.	Marvin Harrison.....	128
6.	<b>Antonio Gates.....</b>	<b>114</b>
7.	Tony Gonzalez.....	111

- **Philip Rivers** and **Gates** have connected on 87 touchdowns during their careers, most in NFL history for a quarterback-tight end tandem. Gates has actually caught 89 touchdown passes since Rivers became the team's starting quarterback in 2006, but two of the touchdown passes were thrown by **LaDainian Tomlinson** on halfback-option plays (Nov. 26, 2006 vs. Oakland and Sept. 9, 2007 vs. Chicago).

## ALL-TIME TOUCHDOWNS BY QB-TE DUO

1.	<b>Philip Rivers to Antonio Gates .....</b>	<b>87</b>
2.	Tom Brady to Rob Gronkowski .....	75
3.	Drew Brees to Jimmy Graham .....	51

- **Rivers** and **Gates'** 87 touchdowns are also the second-most all-time between a quarterback and receiver. The only combinations that are better are **Peyton Manning** and **Marvin Harrison** (112). Rivers and Gates passed **Steve Young** and **Jerry Rice** at the Chiefs on Dec. 16, 2017.

## ALL-TIME TOUCHDOWNS BY QB-RECEIVER DUO

1.	Peyton Manning to Marvin Harrison.....	112
2.	<b>Philip Rivers to Antonio Gates .....</b>	<b>87</b>
3.	Steve Young to Jerry Rice .....	85

- **Gates** has 21-career multi-touchdown games, most by a tight end in NFL history.

## MOST MULTI-TOUCHDOWN GAMES (TIGHT ENDS)

1.	<b>Antonio Gates.....</b>	<b>21</b>
2.	Tony Gonzalez.....	18
3.	Rob Gronkowski .....	17

- **Gates** caught his first touchdown pass of the 2017 season in Week 2 vs. Miami. When he did, he surpassed **Andre Johnson** and **Anquan Boldin** for the longest active season streak with at least one touchdown (15 seasons). It's the second-longest streak among tight ends all time. **Tony Gonzalez** (17 seasons) holds the all-time record.

## GATES PASSES 900 CATCHES

- **Antonio Gates** added six catches in the win at the Jets on Dec. 24. That moved him into the top-20 all-time, passing Torry Holt (920).

## NFL ALL-TIME RECEIVING TOUCHDOWNS (TIGHT ENDS)

1.	<b>Antonio Gates.....</b>	<b>114</b>
2.	Tony Gonzalez.....	111

## NFL ALL-TIME RECEPTIONS (TIGHT ENDS)

1.	Tony Gonzalez.....	1,325
2.	Jason Witten.....	1,152
3.	<b>Antonio Gates.....</b>	<b>927</b>

## NFL ALL-TIME RECEIVING YARDS (TIGHT ENDS)

1.	Tony Gonzalez.....	15,127
2.	Jason Witten.....	12,448
3.	<b>Antonio Gates.....</b>	<b>11,508</b>

## NFL CAREER RECEPTION LEADERS

19.	Art Monk.....	940
20.	<b>Antonio Gates.....</b>	<b>927</b>
21.	Torry Holt.....	920
22.	Wes Welker.....	903

## GATES NAMED A 2017 ART ROONEY SPORTSMANSHIP AWARD FINALIST

- Los Angeles Chargers tight end **Antonio Gates** was one of the 8 finalists for the fourth annual **Art Rooney Sportsmanship Award**. Each NFL team nominated one of its players for the award, which recognizes players around the league who exemplify outstanding sportsmanship on the field. The award was created in 2014 in honor of the late founding owner of the Pittsburgh Steelers and Pro Football Hall of Famer **Art Rooney, Sr.** The award is presented each year to an NFL player who best demonstrates the qualities of on-field sportsmanship, including fair play, respect for the game and opponents, and integrity in competition.



Chargers TE **Antonio Gates** ranks No. 1 all-time among tight ends with 114 career touchdown receptions. Gates' 114 touchdowns rank No. 1 among active players and No. 6 all-time. The Chargers are 52-38 when Gates finds the endzone.

## ANTONIO GATES TOUCHDOWNS

Date	Opponent	W/L	Quarter	Time	Length	Passer
Nov. 9, 2003	vs. Minnesota	W	2	0:25	4	Doug Flutie
Nov. 30, 2003	vs. Kansas City	L	4	0:00	18	Doug Flutie
Oct. 3, 2004	vs. Tennessee	W	2	5:16	11	Drew Brees
Oct. 10, 2004	vs. Jacksonville	W	1	10:14	1	Drew Brees
			2	9:23	11	Drew Brees
Oct. 31, 2004	vs. Oakland	W	3	12:05	5	Drew Brees
			3	3:08	1	Drew Brees
Nov. 7, 2004	vs. New Orleans	W	1	9:50	12	Drew Brees
			3	3:15	7	Drew Brees
			3	2:04	2	Drew Brees
Nov. 21, 2004	at Oakland	W	1	9:05	11	Drew Brees
Nov. 28, 2004	at Kansas City	W	4	10:13	18	Drew Brees
			4	6:22	11	Drew Brees
Dec. 19, 2004	at Cleveland	W	2	2:11	72	Drew Brees
Dec. 26, 2004	at Indianapolis	L	3	9:24	4	Drew Brees
Sept. 25, 2005	vs. New York Giants	W	3	2:59	14	Drew Brees
Oct. 10, 2005	vs. Pittsburgh	L	2	0:34	11	Drew Brees
Oct. 23, 2005	at Philadelphia	L	4	13:48	8	Drew Brees
Oct. 30, 2005	vs. Kansas City	W	1	4:30	19	Drew Brees
			2	0:27	20	Drew Brees
			4	9:10	35	Drew Brees
Nov. 20, 2005	vs. Buffalo	W	1	0:32	27	Drew Brees
Dec. 4, 2005	vs. Oakland	W	2	11:14	6	Drew Brees
Dec. 11, 2005	vs. Miami	L	4	0:15	8	Drew Brees
Dec. 24, 2005	at Kansas City	L	1	4:06	18	Drew Brees
Sept. 11, 2006	at Oakland	W	4	9:56	4	Philip Rivers
Oct. 8, 2006	vs. Pittsburgh	W	3	5:21	22	Philip Rivers
Oct. 15, 2006	at San Francisco	W	1	12:00	57	Philip Rivers
Oct. 22, 2006	at Kansas City	L	3	9:29	1	Philip Rivers
Nov. 26, 2006	vs. Oakland	W	4	9:46	19	LaDainian Tomlinson
Dec. 3, 2006	at Buffalo	W	2	0:24	11	Philip Rivers
Dec. 10, 2006	vs. Denver	W	1	4:40	12	Philip Rivers
			2	0:23	7	Philip Rivers
Dec. 31, 2006	vs. Arizona	W	2	10:25	33	Philip Rivers
Sept. 9, 2007	vs. Chicago	W	3	0:45	17	LaDainian Tomlinson
Sept. 16, 2007	at New England	L	4	14:48	12	Philip Rivers
Oct. 7, 2007	at Denver	W	3	9:20	9	Philip Rivers
Oct. 28, 2007	vs. Houston	W	1	5:49	49	Philip Rivers
			2	12:00	31	Philip Rivers
Nov. 18, 2007	at Jacksonville	L	4	5:06	24	Philip Rivers
Nov. 25, 2007	vs. Baltimore	W	2	7:16	35	Philip Rivers
			3	11:30	25	Philip Rivers
Dec. 9, 2007	at Tennessee	W	4	0:09	2	Philip Rivers
Sept. 7, 2008	vs. Carolina	L	4	6:45	24	Philip Rivers
Sept. 22, 2008	vs. New York Jets	W	2	3:17	6	Philip Rivers
Sept. 28, 2008	at Oakland	W	4	14:12	9	Philip Rivers
Oct. 12, 2008	vs. New England	W	3	7:07	1	Philip Rivers
Oct. 26, 2008	at New Orleans	L	2	1:08	12	Philip Rivers
Nov. 9, 2008	vs. Kansas City	W	4	6:55	8	Philip Rivers
Dec. 21, 2008	at Tampa Bay	W	2	13:26	15	Philip Rivers
			4	14:53	5	Philip Rivers
Oct. 4, 2009	at Pittsburgh	L	3	1:33	3	Philip Rivers
			4	5:48	5	Philip Rivers
Nov. 29, 2009	vs. Kansas City	W	1	4:13	19	Philip Rivers
			2	2:52	15	Philip Rivers
Dec. 13, 2009	at Dallas	W	4	10:56	14	Philip Rivers
Dec. 20, 2009	vs. Cincinnati	W	1	10:06	3	Philip Rivers
Dec. 25, 2009	at Tennessee	W	2	8:46	36	Philip Rivers
Jan. 3, 2010	vs. Washington	W	1	6:36	12	Philip Rivers
Sept. 13, 2010	at Kansas City	L	1	1:52	3	Philip Rivers
Sept. 19, 2010	vs. Jacksonville	W	2	11:32	9	Philip Rivers
			2	0:10	4	Philip Rivers
Sept. 26, 2010	at Seattle	L	4	6:39	12	Philip Rivers
Oct. 3, 2010	vs. Arizona	W	1	4:45	33	Philip Rivers
			2	3:30	26	Philip Rivers
Oct. 10, 2010	at Oakland	L	2	10:07	19	Philip Rivers
Oct. 24, 2010	vs. New England	L	4	7:21	4	Philip Rivers
Oct. 31, 2010	vs. Tennessee	W	3	4:20	48	Philip Rivers
Dec. 5, 2010	vs. Oakland	L	4	9:59	4	Philip Rivers
Oct. 23, 2011	at New York Jets	L	2	12:11	2	Philip Rivers
Nov. 6, 2011	vs. Green Bay	L	3	1:58	11	Philip Rivers
Nov. 20, 2011	at Chicago	L	2	2:04	8	Philip Rivers
Nov. 27, 2011	vs. Denver	L	2	7:58	6	Philip Rivers
Dec. 11, 2011	vs. Buffalo	W	1	7:52	9	Philip Rivers
			3	4:11	2	Philip Rivers
Jan. 1, 2012	at Oakland	W	1	1:02	38	Philip Rivers
Oct. 15, 2012	vs. Denver	L	1	8:16	15	Philip Rivers
			2	0:24	11	Philip Rivers
Nov. 1, 2012	vs. Kansas City	W	1	10:24	14	Philip Rivers
Nov. 11, 2012	at Tampa Bay	L	1	4:19	13	Philip Rivers
Dec. 16, 2012	vs. Carolina	L	4	14:02	9	Philip Rivers
Dec. 23, 2012	at New York Jets	W	3	1:34	34	Philip Rivers
Dec. 30, 2012	vs. Oakland	W	2	2:48	11	Philip Rivers
Sept. 22, 2013	at Tennessee	L	1	9:34	7	Philip Rivers
Sept. 29, 2013	vs. Dallas	W	4	6:54	56	Philip Rivers
Nov. 17, 2013	at Miami	L	1	0:18	5	Philip Rivers
Dec. 29, 2013	vs. Kansas City	W	2	14:56	4	Philip Rivers
Sept. 14, 2014	vs. Seattle	W	2	12:05	8	Philip Rivers
			2	1:04	8	Philip Rivers
			3	3:01	21	Philip Rivers

Date	Opponent	W/L	Quarter	Time	Length	Passer
Oct. 5, 2014	vs. New York Jets	W	1	7:31	8	Philip Rivers
			2	10:15	12	Philip Rivers
Oct. 12, 2014	at Oakland	W	3	2:52	1	Philip Rivers
Oct. 19, 2014	vs. Kansas City	L	2	0:14	27	Philip Rivers
Oct. 23, 2014	at Denver	L	3	2:39	4	Philip Rivers
			4	9:31	10	Philip Rivers
Dec. 14, 2014	vs. Denver	L	4	10:13	5	Philip Rivers
Dec. 20, 2014	at San Francisco	W	3	5:49	1	Philip Rivers
			4	5:15	21	Philip Rivers
Oct. 12, 2015	vs. Pittsburgh	L	1	9:50	12	Philip Rivers
			4	8:02	11	Philip Rivers
Nov. 29, 2015	at Jacksonville	W	2	1:50	9	Philip Rivers
			2	0:45	12	Philip Rivers
Jan. 3, 2015	at Denver	L	3	8:18	13	Philip Rivers
Sept. 18, 2016	vs. Jacksonville	W	2	9:54	2	Philip Rivers
Oct. 9, 2016	at Oakland	L	4	6:21	4	Philip Rivers
Oct. 30, 2016	at Denver	L	1	7:24	7	Philip Rivers
Nov. 6, 2016	vs. Tennessee	W	1	10:02	13	Philip Rivers
Nov. 13, 2016	vs. Miami	L	2	7:37	11	Philip Rivers
Dec. 24, 2016	at Cleveland	L	1	10:49	1	Philip Rivers
Jan. 1, 2017	vs. Kansas City	L	2	14:49	2	Philip Rivers
Sept. 17, 2017	vs. Miami	L	3	8:18	7	Philip Rivers
Dec. 16, 2017	at Kansas City	L	3	9:20	10	Philip Rivers
Dec. 24, 2017	at New York Jets	W	2	8:55	3	Philip Rivers

### ANTONIO GATES TDS BY PASSER

Philip Rivers	87
Drew Brees	23
Doug Flutie	2
LaDainian Tomlinson	2

Gates became the **22nd player** in NFL history to haul in 900 passes. His 927 receptions rank No. 20 all-time and No. 3 among tight ends. Gates has posted 10-plus receptions in four games, one of 11 tight ends in NFL history with at least four 10-catch games.

### 10 CATCH GAMES

Date	Wk	Opponent	Result	Rec	Yds	Avg	Lg	TD
10/30/2005	8	KC	W	10	145	14.5	35t	3
12/11/2005	14	Mia	L	13	123	9.5	25	1
9/23/2007	3	@GB	L	11	113	10.3	26	0
9/29/2013	4	Dal	W	10	136	13.6	56t	1

With **11,508 receiving yards** in his career, Gates ranks **30th all-time** and No. 3 among tight ends. Gates has posted 100-plus receiving yards in 21 games throughout his career, one of just seven tight ends in league annals with 20-plus games of at least 100 yards receiving. His 21 games rank tied for fifth with Cowboys TE Jason Witten and former Eagles TE Pete Retzlaff.

### 100-YARD RECEIVING GAMES

Date	Wk	Opponent	Result	Rec	Yds	Avg	Lg	TD
12/14/2003	15	GB	L	5	117	23.4	48	0
9/12/2004	1	@Hou	W	8	123	15.4	29	0
11/21/2004	11	@Oak	W	8	101	12.6	28	1
10/2/2005	4	@NE	W	6	108	18	38	0
10/30/2005	8	KC	W	10	145	14.5	35t	3
11/6/2005	9	@NYJ	W	8	132	16.5	29	0
12/11/2005	14	Mia	L	13	123	9.5	25	1
12/10/2006	14	Den	W	7	104	14.9	26	2
9/9/2007	1	Chi	W	9	107	11.9	19	1
9/23/2007	3	@GB	L	11	113	10.3	26	0
10/7/2007	5	@Den	W	7	113	16.1	34	1
11/25/2007	12	Bal	W	6	105	17.5	35t	2
10/4/2009	4	@Pit	L	9	124	13.8	30t	2
11/29/2009	12	KC	W	7	118	16.9	22	2
12/6/2009	13	@Cle	W	8	167	20.9	56	0
9/26/2010	3	@Sea	L	7	109	15.6	28	1
10/3/2010	4	Ari	W	7	144	20.6	33t	2
10/31/2010	8	Ten	W	5	123	24.6	48t	1
1/1/2012	17	@Oak	W	5	106	21.2	38t	1
9/15/2013	2	@Phi	W	8	124	15.5	24	0
9/29/2013	4	Dal	W	10	136	13.6	56t	1





## HEAD COACH ANTHONY LYNN

On Jan. 13, 2017, the Los Angeles Chargers made their first official transaction, naming Anthony Lynn the 16th head coach in franchise history and the first African-American head coach in team annals. The 48-year-old Lynn joined the Chargers after spending the last two seasons (2015-16) as the assistant head coach and running backs coach for the Buffalo Bills.

A native of Celina, Texas, some 40 miles north of Dallas, Lynn was an All-Southwest Conference running back as a collegian at Texas Tech, where he rushed for 1,911 yards and 17 touchdowns on 481 carries. That helped him earn a ticket to the NFL where he signed with the New York Giants as an undrafted free agent in 1992. After being released by the Giants, Lynn signed with Denver in 1993 and appeared in 13 games for the Broncos. In 1994, he suffered a broken leg and spent the year on injured reserve. Lynn moved on to the Bay Area in 1995, spending two seasons with the San Francisco 49ers (1995-96) before concluding his career in Denver (1997-99) where he won back-to-back Super Bowl championships (XXXII and XXXIII) with the Broncos. Lynn hung up his cleats after the '99 season, having played in 83 career games.

Lynn jumped right into the coaching ranks in 2000, spending three seasons (2000-02) with the Broncos as an offensive assistant and assistant to special teams. In 2003, he landed his first full-time position gig as the running backs coach for the Jacksonville Jaguars (2003-04). That was followed by similar positions with the Dallas Cowboys (2005-06), Cleveland Browns (2007-08), New York Jets (2009-14) and Bills (2015-16). Lynn carried the additional title of assistant head coach in New York in 2014 and with the Bills for his two seasons there.

Lynn spent the last two seasons (2015-16) with the Bills, including the final 14 games of the 2016 season as their offensive coordinator and the final game of the year as their interim head coach. The Bills led the NFL in both of Lynn's seasons in both rushing yards (2,630 in 2016 and 2,432 in 2015) and rushing touchdowns (29 in 2016 and 19, tie in 2015). The Bills also led the League in average yards per carry (5.3 in 2016 and 4.8, tie in 2015) in each of his two seasons in Upstate New York. More impressively, at his last two coaching stops (New York and Buffalo), his teams combined to rush for 18,218 yards during that span (2009-16), the most combined yards in the NFL over that time period. In Los Angeles, Lynn will take over a team with a workhorse running back in Melvin

Gordon, who broke out with 1,416 yards from scrimmage and 12 touchdowns in 2016.

The fact that Lynn is coaching today is a miracle in and of itself. Back in 2005, early in Lynn's first season with the Cowboys, he was hit by a drunk driver while crossing a street. The impact was so violent that it's a miracle he survived. The accident happened as Lynn was leaving a restaurant following dinner with several Cowboys coaches. The impact threw him an estimated 40-50 feet and he landed on top of a parked Volkswagen. The force of the impact totaled the car. Pittsburgh Steelers Offensive Coordinator Todd Haley was with Lynn at the time. He narrowly avoided being hit himself and was the first to render aid to Lynn. The damage tally was extensive – two collapsed lungs, three broken ribs, major facial and shoulder damage that required four surgeries and temporary paralysis – yet despite it all, Lynn walked out of the hospital in less than two weeks.

Lynn was raised in Texas by a single mom, Betty Jackson, a former all-state basketball player who had coaching aspirations herself. Lynn's maternal grandfather, Tommy Lynn, a farmer and former baseball catcher, helped raise Anthony. Mother and grandfather helped instill a tireless work ethic in Lynn at an early age. By 13, he was working 40-60 hour weeks doing construction in the summertime. He worked his way up the construction ladder and had become a foreman by the time he was in high school. One of his responsibilities was driving his crew to job sites for a company that built shopping malls and custom homes. It spurned an interest in interior design and Lynn initially studied interior fashion design in college.

Lynn has since reconnected with his father, Donald Wilson, a Los Angeles native who once tried out for the Dodgers as a left-handed pitcher. Wilson now resides in Corona.

Lynn is married to Stacey Bell Lynn. He has two children, son, D'Anton, and daughter, Danielle. Stacey is a news anchor at WNBC in New York City. D'Anton played football collegiately at Penn State and professionally with the New York Jets and the Canadian Football League's Hamilton Tiger-Cats. Danielle studied at the University of Oklahoma and is currently in graduate school at the University of North Texas.

### Anthony Lynn's Coaching Experience

2000-02 — Offensive Asst./Asst. to Spec. Tms., Broncos  
2003-04 — Running Backs, Jacksonville Jaguars  
2005-06 — Running Backs, Dallas Cowboys  
2007-08 — Running Backs, Cleveland Browns

### Anthony Lynn's Coaching Experience

2009-13 — Running Backs, New York Jets  
2014 — Running Backs/Asst. Head Coach, New York Jets  
2015-16 — Running Backs/Asst. Head Coach, Buffalo Bills  
2017 — Head Coach, Los Angeles Chargers





## GENERAL MANAGER TOM TELESKO

With a keen eye for acquiring talented players, Tom Telesco serves his fifth season as General Manager of the Chargers in 2017.

Telesco has infused the Chargers' roster with young players, building primarily through the draft. As the calendar turned to 2016, Telesco brought some of the NFL's top veteran free agents to the Chargers. They included wide receiver and kick returner Travis Benjamin, nose tackle Brandon Mebane, safety Dwight Lowery and cornerback Casey Hayward. Telesco added even more star power to the roster in April with another heralded draft class headlined by two-time Big Ten Defensive Player of the Year Joey Bosa from Ohio State.

Hayward went on to earn his first Pro Bowl selection after leading the league in interceptions while Bosa garnered numerous accolades, including Defensive Rookie of the Year, after leading all NFL rookies with 10.5 sacks. 2015 Mackey Award winner Hunter Henry also put together a stellar rookie campaign by leading the Chargers in touchdowns with eight - tied for the most in the NFL by a tight end. With the selection of Melvin Gordon to the 2016 Pro Bowl, Telesco's last three first round draft picks have either made the Pro Bowl or earned league honors.

In 2015, all five of the Chargers draft picks made the team's opening-day roster and contributed throughout the season. First-round draft choice Melvin Gordon became the team's leading rusher and second-round pick Denzel Perryman came within five tackles of the first 100-tackle season by a rookie in team history.

Telesco also uncovered several gems in rookie free agency, including Nick Dzubnar, who became the team's leading special teams tackler, and Josh Lambo, who was the NFL's top rookie kicker.

Telesco was hired by the Chargers in January 2013. Forty-years-old at the time of his hiring, he became the youngest general manager in team history. Immediately following his hire, Telesco was part of the search committee responsible for hiring Mike McCoy as the team's head coach. Telesco then helped the Chargers return to the playoffs in 2013 with a roster that featured 25 players who joined the team prior to or during the season.

Telesco made several notable free agent acquisitions in 2013, including running back Danny Woodhead and tackle King Dunlap. His first draft with the Chargers yielded three prominent starters, including guard D.J. Fluker, linebacker Manti Te'o and wide receiver and 2013 Pepsi Next NFL Rookie of the Year Keenan Allen.

Telesco's second draft class in 2014 was equally impressive. The team's first four picks all made the opening-day roster and 2014 first-round pick Jason Verrett made his first Pro Bowl after leading the team in interceptions and passes defended in 2015.

A native of Buffalo, N.Y., Telesco prepped at St. Francis High School in Athol Springs, N.Y. Days prior to Super Bowl XLVIII in January 2014, which was co-hosted by New York and New Jersey, Telesco was recognized for their accomplishments on the floor of the New York State Senate by Senator Timothy Kennedy.

After graduating from St. Francis, Telesco played wide receiver at John Carroll University in Ohio. He was a starter on the Blue Streaks' 1994 Ohio Athletic Conference Championship team, and two of his teammates at John Carroll were Chris and Brian Polian, sons of Bill Polian, a 2015 inductee into the Pro Football Hall of Fame.

While attending John Carroll, Telesco spent four summers (1991-94) as a training camp intern with the Buffalo Bills. At that time, the elder Polian was the Bills' general manager. Polian left Buffalo for Carolina in 1994 and after Telesco graduated from John Carroll with a degree in business management in 1995, Polian hired him to work in the Panthers' scouting department. In 1998, Telesco and Polian moved on to Indianapolis, where Telesco would spend his next 15 NFL seasons as a college scout, pro scout, director of pro scouting, director of player personnel and vice president of football operations. He worked in Indianapolis during Peyton Manning's entire career with the Colts and later part of the team that brought Andrew Luck to the Colts with the first pick of the 2012 NFL Draft. Telesco also was involved in Colts drafts that featured four-time Pro Bowl running back Edgerrin James, five-time Pro Bowl wide receiver Reggie Wayne, and Dwight Freeney, a seven-time Pro Bowler as a Colt.

Telesco's tenure in Indianapolis was one of the most successful eras in Colts history. They played in two Super Bowls, including a victory over Chicago in Super Bowl XLI. From 1998-2012, the Colts won 154 regular-season games, eight division titles and they appeared in the playoffs 12 times. Indianapolis set an NFL record with 12 or more wins in seven consecutive seasons and they won an NFL-record 23 straight regular-season games during the 2008-09 seasons. Their 115 regular-season wins from 2000-09 set an NFL record for wins in a decade.

In March 2015, Telesco was invited to be a speaker at the NFL's Career Development Symposium in Arizona. The program, attended by nearly 70 coaches and front office executives, was designed to engage aspiring head coach and general manager candidates. Telesco was one of only two active general managers invited to address participants at the symposium.

Telesco and his wife, Larah, have a daughter, Elena, and two sons, Thomas and Nicholas.

### Tom Telesco's Experience

1995-96 — Scouting Assistant, Carolina Panthers  
1997 — Area Scout, Carolina Panthers  
1998-00 — Area Scout, Indianapolis Colts  
2001-03 — Pro Scout, Indianapolis Colts

### Tom Telesco's Experience

2004-05 — Director of Pro Scouting, Indianapolis Colts  
2006-11 — Director of Player Personnel, Indianapolis Colts  
2012 — V.P. of Football Operations, Indianapolis Colts  
2013-17 — General Manager, Los Angeles Chargers





# 2017 NUMERICAL ROSTER



No.	Name	Pos.	Ht.	Wt.	Age	Birthdate	Exp.	College	How Acq.	GP-GS-DNP-INA ('17)
6	Nick Rose	K	6-2	200	25	5/5/94	R	Texas	W (WAS)-'17	2-0-0-0
7	Cardale Jones	QB	6-5	250	25	9/29/92	2	Ohio State	T (BUF)-'17	0-0-1-15
8	Drew Kaser	P	6-2	206	24	2/11/93	2	Texas A&M	D6-'16	16-0-0-0
10	Kellen Clemens	QB	6-2	220	34	6/6/83	12	Oregon	UFA (STL)-'14	8-0-8-0
11	Jeremy Davis	WR	6-3	211	26	1/10/92	3	Connecticut	FA-'16	2-0-0-8
12	Travis Benjamin	WR-PR	5-10	175	28	12/29/89	6	Miami	UFA (CLE)-'16	16-3-0-0
13	Keenan Allen	WR	6-2	211	25	4/27/92	5	California	D3-'13	16-15-0-0
16	Tyrell Williams	WR	6-4	205	26	2/12/92	3	Western Oregon	FA-'15	16-15-0-0
17	Philip Rivers	QB	6-5	228	36	12/8/81	14	North Carolina State	T (NYG)-'04	16-16-0-0
20	Desmond King	CB	5-10	200	23	12/14/94	R	Iowa	D5-'17	16-4-0-0
24	Trevor Williams	CB	5-11	191	24	9/15/93	2	Penn State	FA-'16	16-15-0-0
25	Rayshawn Jenkins	S	6-2	220	24	1/25/94	R	Miami	D4-'17	15-0-0-1
26	Casey Hayward	CB	5-11	192	28	9/9/89	6	Vanderbilt	UFA (GB)-'16	16-16-0-0
28	Melvin Gordon	RB	6-1	215	24	4/13/93	3	Wisconsin	D1-'15	16-16-0-0
29	Craig Mager	CB	5-11	200	25	6/11/92	3	Texas State	D3-'15	2-0-0-1
30	Austin Ekeler	RB	5-10	200	22	5/17/95	R	Western State, Colo.	FA-'17	16-0-0-0
31	Adrian Phillips	S	5-11	210	25	3/28/92	3	Texas	FA-'14	15-4-0-1
32	Branden Oliver	RB	5-8	208	26	5/7/91	4	Buffalo	FA-'14	8-0-0-8
33	Tre Boston	S	6-1	205	25	6/25/92	4	North Carolina	FA-'17	16-15-0-0
34	Derek Watt	FB	6-2	234	25	11/7/92	2	Wisconsin	D6-'16	16-4-0-0
35	Russell Hansbrough	RB	5-9	195	24	11/19/93	1	Missouri	FA-'17	0-0-0-1
37	Jahleel Addae	S	5-10	195	28	1/24/90	5	Central Michigan	FA-'13	16-16-0-0
40	Chris McCain	DE	6-5	236	26	11/21/91	3	California	FA-'16	15-0-0-1
43	Michael Davis	CB	6-2	195	23	1/6/95	R	Brigham Young	FA-'17	15-0-0-0
47	Mike Windt	LS	6-1	237	31	5/29/86	8	Cincinnati	FA-'10	16-0-0-0
48	Nick Dzubnar	ILB	6-1	240	26	8/15/91	3	Cal Poly-San Luis Obispo	FA-'15	13-0-0-1
50	Hayes Pullard	ILB	6-0	235	25	4/18/92	3	USC	W (JAX)-'17	13-10-0-3
51	Kyle Emanuel	OLB	6-3	250	26	8/16/91	3	North Dakota State	D5-'15	16-11-0-0
52	Denzel Perryman	OLB	5-11	240	25	12/5/92	3	Miami	D2-'15	7-6-0-1
54	Melvin Ingram	DE	6-2	247	28	4/26/89	6	South Carolina	D1-'12	16-16-0-0
56	Korey Toomer	ILB	6-2	235	29	12/9/88	4	Idaho	FA-'16	15-8-0-1
57	Jatavis Brown	OLB	5-11	221	24	2/18/94	2	Akron	D5-'16	16-5-0-0
66	Dan Feeney	G	6-4	310	23	5/29/94	R	Indiana	D3-'17	15-9-1-0
69	Sam Tevi	T	6-5	315	23	11/15/94	R	Utah	D6-'17	14-1-0-2
71	Damion Square	NT	6-2	293	29	2/6/89	5	Alabama	W (KC) -'14	16-0-0-0
72	Joe Barksdale	T	6-5	326	29	1/4/89	7	Louisiana State	FA-'15	11-11-0-5
73	Spencer Pulley	C-G	6-4	308	24	4/3/93	2	Vanderbilt	FA-'16	16-16-0-0
74	Michael Ola	T	6-5	312	29	4/19/88	4	Hampton	FA-'17	2-0-2-5
76	Russell Okung	T	6-5	310	29	10/7/88	8	Oklahoma State	UFA (DEN)-'17	15-15-0-1
78	Michael Schofield	G	6-6	301	27	11/15/90	4	Michigan	W (DEN)-'17	15-5-1-0
79	Kenny Wiggins	G-T	6-6	314	29	8/8/88	4	Fresno State	PS (SF)-'13	16-16-0-0
80	Sean Culkin	TE	6-5	255	24	6/11/93	R	Missouri	FA-'17	1-0-1-14
81	Mike Williams	WR	6-4	220	23	10/4/94	R	Clemson	D1-'17	10-1-0-6
84	Sean McGrath	TE	6-5	259	30	12/3/87	3	Henderson State, Ark.	FA-'15	15-6-0-1
85	Antonio Gates	TE	6-4	255	37	6/18/80	15	Kent State	FA-'03	16-4-0-0
87	Jeff Cumberland	TE	6-4	260	30	5/2/87	8	Illinois	FA-'16	7-3-0-1
92	Brandon Mebane	NT	6-1	311	33	1/15/85	11	California	UFA (SEA)-'16	16-16-0-0
93	Darius Philon	DE	6-1	300	24	1/22/94	3	Arkansas	D6-'15	16-4-0-0
94	Corey Liuget	DT	6-2	300	27	3/18/90	7	Illinois	D1-'11	12-12-0-4
95	Tenny Palepoi	DT	6-1	298	27	12/19/90	4	Utah	FA-'14	15-0-0-0
97	Jerry Attaochu	DE	6-3	252	25	1/17/93	4	Georgia Tech	D2-'14	4-0-0-12
98	Isaac Rochell	DE	6-4	280	22	4/22/95	R	Notre Dame	D7-'17	3-0-0-1
99	Joey Bosa	DE	6-5	280	22	7/11/95	2	Ohio State	D1-'16	16-16-0-0
<b>PRACTICE SQUAD</b>										
27	Jeff Richards	CB	6-2	210	27	1/3/91	1	Emporia State	W (CAR)-'17	0-0-0-0
38	Jalen Simmons	RB	5-8	220	25	4/1/92	1	South Carolina State	FA-'17	0-0-0-0
45	A.J. Hendy	S	6-0	206	24	4/8/93	1	Maryland	FA-'17	0-0-0-0
49	James Onwualu	OLB	6-1	235	23	9/4/94	R	Notre Dame	FA-'17	9-0-0-4
64	Cole Toner	C-G	6-5	300	23	3/13/94	2	Harvard	FA-'17	0-0-0-0
67	Brett Boyko	G	6-6	301	25	8/4/92	1	Nevada-Las Vegas	FA-'16	1-0-0-0
82	Artavis Scott	WR	5-11	195	23	12/12/94	R	Clemson	FA-'17	0-0-0-0
83	Braedon Bowman	TE	6-3	240	24	1/30/94	2	South Alabama	W (NO)-'17	0-0-0-0
88	Andre Patton	WR	6-2	200	23	5/28/94	R	Rutgers	FA-'17	0-0-0-0
90	Whitney Richardson	DE	6-4	251	25	7/26/92	R	Lane College	FA-'17	0-0-0-0
<b>RESERVE-INJURED</b>										
9	Nick Novak	K	6-0	200	36	8/21/81	10	Maryland	FA-'17	7-0-0-0
22	Jason Verrett	CB	5-10	188	26	6/18/91	4	Texas Christian	D1-'14	1-1-0-1
27	Kenneth Farrow	RB	5-9	219	24	3/7/93	2	Houston	FA-'16	0-0-0-0
44	Andre Williams	RB	6-0	220	25	8/28/92	3	Boston College	W (NYG)-'16	8-0-0-1
45	Asante Cleveland	TE	6-5	260	25	3/21/92	3	Miami	W (NE)-'15	0-0-0-0
46	Christopher Landrum	DE	6-2	245	25	9/14/92	2	Jacksonville State, Ala.	FA-'16	0-0-0-0
50	Mike Moore	OLB	6-0	235	25	1/30/93	R	Kansas State	FA-'17	0-0-0-0
63	Donavon Clark	G	6-4	315	25	11/12/92	2	Michigan State	D7-'16	0-0-0-0
68	Matt Slauson	C-G	6-5	315	32	2/18/86	9	Nebraska	FA-'16	0-0-0-0
77	Forrest Lamp	G	6-4	310	24	2/20/94	R	Western Kentucky	D2-'17	7-7-0-0
86	Hunter Henry	TE	6-5	250	23	12/7/94	2	Arkansas	D2-'16	14-13-0-0
89	Isaiah Burse	WR-KR	5-10	187	25	12/8/91	3	Fresno State	FA-'15	0-0-0-0
96	Kaleb Eulls	DT	6-4	309	26	6/28/91	2	Mississippi State	FA-'16	0-0-0-0
<b>RESERVE-NON-FOOTBALL ILLNESS LIST</b>										
75	Chris Hairston	G-T	6-6	330	28	4/26/89	6	Clemson	FA-'15	2-0-0-0





# 2017 ALPHABETICAL ROSTER



No.	Name	Pos.	Ht.	Wt.	Age	Exp.	College	High School	Hometown
37	Addae, Jahleel	S	5-10	195	28	5	Central Michigan	Riverview	Valrico, Fla.
13	Allen, Keenan	WR	6-2	211	25	5	California	Northern Guilford	Greensboro, N.C.
97	Attaochu, Jerry	DE	6-3	252	25	4	Georgia Tech	Archbishop Carroll	Washington, D.C.
72	Barksdale, Joe	T	6-5	326	29	7	Louisiana State	Cass Tech	Detroit, Mich.
12	Benjamin, Travis	WR-PR	5-10	175	28	6	Miami	Glades Central	Belle Glade, Fla.
99	Bosa, Joey	DE	6-5	280	22	2	Ohio State	St. Thomas Aquinas	Ft. Lauderdale, Fla.
33	Boston, Tre	S	6-1	205	25	4	North Carolina	North Fort Myers	Fort Myers, Fla.
57	Brown, Jatavis	OLB	5-11	221	24	2	Akron	Glades Central	Belle Glade, Fla.
10	Clemens, Kellen	QB	6-2	220	34	12	Oregon	Burns	Burns, Ore.
80	Culkin, Sean	TE	6-5	255	24	R	Missouri	Christian	Indian Rocks Beach, Fla.
87	Cumberland, Jeff	TE	6-4	260	30	8	Illinois	Brookhaven	Columbus, Ohio
11	Davis, Jeremy	WR	6-3	211	26	3	Connecticut	Norcross	Lawrenceville, Ga.
43	Davis, Michael	CB	6-2	195	23	R	Brigham Young	Glendale	Glendale, Calif.
48	Dzubnar, Nick	ILB	6-1	240	26	3	Cal Poly-San Luis Obispo	Mission Viejo	Mission Viejo, Calif.
30	Ekel, Austin	RB	5-10	200	22	R	Western State, Colo.	Eaton	Eaton, Colo.
51	Emanuel, Kyle	OLB	6-3	250	26	3	North Dakota State	Schuyler Central	Schuyler, Neb.
66	Feeney, Dan	G	6-4	310	23	R	Indiana	Sandburg	Orland Park, Ill.
85	Gates, Antonio	TE	6-4	255	37	15	Kent State	Central	Detroit, Mich.
28	Gordon, Melvin	RB	6-1	215	24	3	Wisconsin	Bradford	Kenosha, Wis.
35	Hansbrough, Russell	RB	5-9	195	24	1	Missouri	James Bowie	Arlington, Texas
26	Hayward, Casey	CB	5-11	192	28	6	Vanderbilt	Perry	Perry, Ga.
54	Ingram, Melvin	DE	6-2	247	28	6	South Carolina	Richmond County	Rockingham, N.C.
25	Jenkins, Rayshawn	S	6-2	220	24	R	Miami	Admiral Farragut	St. Petersburg, Fla.
7	Jones, Cardale	QB	6-5	250	25	2	Ohio State	Cleveland Glenville	Cleveland, Ohio
8	Kaser, Drew	P	6-2	206	24	2	Texas A&M	Walsh Jesuit	Stow, Ohio
20	King, Desmond	CB	5-10	200	23	R	Iowa	East English Village	Detroit, Mich.
94	Liuget, Corey	DT	6-2	300	27	7	Illinois	Hialeah	Miami, Fla.
29	Mager, Craig	CB	5-11	200	25	3	Texas State	Luling	Luling, Texas
40	McCain, Chris	DE	6-5	236	26	3	California	Northern Guilford	Greensboro, N.C.
84	McGrath, Sean	TE	6-5	259	30	3	Henderson State, Ark.	Carmel Catholic	Mundelein, Ill.
92	Mebane, Brandon	NT	6-1	311	33	11	California	Crenshaw	Los Angeles, Calif.
76	Okung, Russell	T	6-5	310	29	8	Oklahoma State	George Bush	Fort Bend, Texas
74	Ola, Michael	T	6-5	312	29	4	Hampton	Riverdale	Riverdale, Ga.
32	Oliver, Branden	RB	5-8	208	26	4	Buffalo	Southridge	Miami, Fla.
95	Palepoi, Tenny	DT	6-1	298	27	4	Utah	Skyline	Salt Lake City, Utah
52	Perryman, Denzel	OLB	5-11	240	25	3	Miami	Coral Gables	Coral Gables, Fla.
31	Phillips, Adrian	S	5-11	210	25	3	Texas	Garland	Garland, Texas
93	Philon, Darius	DE	6-1	300	24	3	Arkansas	Vigor	Mobile, Ala.
50	Pullard, Hayes	ILB	6-0	235	25	3	USC	Crenshaw	Inglewood, Calif.
73	Pulley, Spencer	C-G	6-4	308	24	2	Vanderbilt	Evangelical Christian	Cordova, Tenn.
17	Rivers, Philip	QB	6-5	228	36	14	North Carolina State	Athens	Decatur, Ga.
98	Rochell, Isaac	DE	6-4	280	22	R	Notre Dame	Eagle's Landing Christian	McDonough, Ga.
6	Rose, Nick	K	6-2	200	23	R	Texas	Highland Park	Honolulu, Hawaii
78	Schofield, Michael	G	6-6	301	27	4	Michigan	Carl Sandburgh	Orland Park, Ill.
71	Square, Damion	NT	6-2	293	29	5	Alabama	Yates	Houston, Texas
69	Tevi, Sam	T	6-5	315	23	R	Utah	Trinity	Euless, Texas
56	Toomer, Korey	ILB	6-2	235	29	4	Idaho	Shadow Ridge	Las Vegas, Nev.
34	Watt, Derek	FB	6-2	234	25	2	Wisconsin	Pewaukee	Pewaukee, Wis.
79	Wiggins, Kenny	G-T	6-6	314	29	4	Fresno State	Elk Grove	Elk Grove, Calif.
81	Williams, Mike	WR	6-4	220	23	R	Clemson	Lake Marion	Santee, S.C.
24	Williams, Trevor	CB	5-11	191	24	2	Penn State	Calvert Hall College	Baltimore, Md.
16	Williams, Tyrell	WR	6-4	205	26	3	Western Oregon	Cascade	Salem, Ore.
47	Windt, Mike	LS	6-1	237	31	8	Cincinnati	Elder	Cincinnati, Ohio

## PRACTICE SQUAD

83	Bowman, Braedon	TE	6-3	240	24	2	South Alabama	Skyline	Mesa, Ariz.
67	Boyko, Brett	G	6-6	301	25	1	Nevada-Las Vegas	St. Joseph's	Saskatoon, Saskatchewan
45	Hendy, A.J.	S	6-0	206	24	1	Maryland	Bowie	Bowie, Md.
49	Onwualu, James	OLB	6-1	235	23	R	Notre Dame	Cretin-Derham Hall	St. Paul, Minn.
88	Patton, Andre	WR	6-2	200	23	R	Rutgers	St. Elizabeth	Wilmington, Del.
27	Richards, Jeff	CB	6-2	210	27	1	Emporia State	Del City	Del City, Okla.
90	Richardson, Whitney	DE	6-4	251	25	R	Lane College (Tenn.)	Booker T. Washington (Fla.)	Perkinston, Miss.
82	Scott, Artavis	WR	5-11	195	22	R	Clemson	East Lake	Tarpon Springs, Fla.
38	Simmons, Jalen	RB	5-8	220	25	1	South Carolina State	West Charlotte	Charlotte, N.C.
64	Toner, Cole	C-G	6-5	300	23	2	Harvard	Roncalli	Greenwood, Ind.

## RESERVE-INJURED

89	Burse, Isaiah	WR-KR	5-10	187	25	3	Fresno State	Modesto Christian	Modesto, Calif.
63	Clark, Donavon	G	6-4	315	25	2	Michigan State	Finneytown	Cincinnati, Ohio
45	Cleveland, Asante	TE	6-5	260	25	3	Miami	Christian Brothers	Sacramento, Calif.
96	Eulls, Kaleb	DT	6-4	309	26	2	Mississippi State	Yazoo County	Yazoo County, Miss.
27	Farrow, Kenneth	RB	5-9	219	24	2	Houston	L.D. Bell	Hurst, Texas
86	Henry, Hunter	TE	6-5	250	23	2	Arkansas	Pulaski Academy	Little Rock, Ark.
77	Lamp, Forrest	G	6-4	310	24	R	Western Kentucky	Venice	Venice, Fla.
46	Landrum, Christopher	DE	6-2	245	25	2	Jacksonville State, Ala.	Sweet Water	Sweet Water, Ala.
50	Moore, Mike	OLB	6-0	235	25	R	Kansas State	Skyline	Dallas, Texas
9	Novak, Nick	K	6-0	200	36	10	Maryland	Albemarle	San Diego, Calif.
68	Slauson, Matt	C-G	6-5	315	32	9	Nebraska	Air Force Prep	Colorado Springs, Colo.
22	Verrett, Jason	CB	5-10	188	26	4	Texas Christian	Rodriguez	Fairfield, Calif.
44	Williams, Andre	RB	6-0	220	25	3	Boston College	Parkland	Allentown, Pa.

## RESERVE-NON-FOOTBALL ILLNESS LIST

75	Hairston, Chris	G-T	6-6	330	28	6	Clemson	Carver	Winston-Salem, N.C.
----	-----------------	-----	-----	-----	----	---	---------	--------	---------------------





# 2017 ROSTER BY POSITION



		Pos.	Ht.	Wt.	Age	Exp.	College	How Acq.	GP-GS-DNP-INA ('17)
<b>Quarterbacks – (3)</b>									
7	Cardale Jones	QB	6-5	250	25	2	Ohio State	T (BUF)-'17	0-0-1-15
10	Kellen Clemens	QB	6-2	220	34	12	Oregon	UFA (STL)-'14	8-0-8-0
17	Philip Rivers	QB	6-5	228	36	14	North Carolina State	T (NYG)-'04	16-16-0-0
<b>Running Backs &amp; Fullbacks – (4)</b>									
28	Melvin Gordon	RB	6-1	215	24	3	Wisconsin	D1-'15	16-16-0-0
30	Austin Ekeler	RB	5-10	200	22	R	Western State, Colo.	FA-'17	16-0-0-0
32	Branden Oliver	RB	5-8	208	26	4	Buffalo	FA-'14	8-0-0-8
34	Derek Watt	FB	6-2	234	25	2	Wisconsin	D6-'16	16-4-0-0
<b>Wide Receivers – (5)</b>									
11	Jeremy Davis	WR	6-3	211	26	3	Connecticut	FA-'16	2-0-0-8
12	Travis Benjamin	WR-PR	5-10	175	28	6	Miami	UFA (CLE)-'16	16-3-0-0
13	Keenan Allen	WR	6-2	211	25	5	California	D3-'13	16-15-0-0
16	Tyrell Williams	WR	6-4	205	26	3	Western Oregon	FA-'15	16-15-0-0
81	Mike Williams	WR	6-4	220	23	R	Clemson	D1-'17	10-1-0-6
<b>Tight Ends – (4)</b>									
80	Sean Culkin	TE	6-5	255	24	R	Missouri	FA-'17	1-0-1-14
84	Sean McGrath	TE	6-5	259	30	3	Henderson State, Ark.	FA-'15	15-6-0-1
85	Antonio Gates	TE	6-4	255	37	15	Kent State	FA-'03	16-4-0-0
87	Jeff Cumberland	TE	6-4	260	30	8	Illinois	FA-'16	7-3-0-1
<b>Offensive Linemen – (8)</b>									
66	Dan Feeney	G	6-4	310	23	R	Indiana	D3-'17	15-9-1-0
69	Sam Tevi	T	6-5	315	23	R	Utah	D6-'17	14-1-0-2
72	Joe Barksdale	T	6-5	326	29	7	Louisiana State	FA-'15	11-11-0-5
73	Spencer Pulley	C-G	6-4	308	24	2	Vanderbilt	FA-'16	16-16-0-0
74	Michael Ola	T	6-5	312	29	4	Hampton	FA-'17	2-0-2-5
76	Russell Okung	T	6-5	310	29	8	Oklahoma State	UFA (DEN)-'17	15-15-0-1
78	Michael Schofield	G	6-6	301	27	4	Michigan	W (DEN)-'17	15-5-1-0
79	Kenny Wiggins	G-T	6-6	314	29	4	Fresno State	PS (SF)-'13	16-16-0-0
<b>Defensive Linemen – (10)</b>									
40	Chris McCain	DE	6-5	236	26	3	California	FA-'16	15-0-0-1
54	Melvin Ingram	DE	6-2	247	28	6	South Carolina	D1-'12	16-16-0-0
71	Damion Square	NT	6-2	293	29	5	Alabama	W (KC)-'14	16-0-0-0
92	Brandon Mebane	NT	6-1	311	33	11	California	UFA (SEA)-'16	16-16-0-0
93	Darius Philon	DE	6-1	300	24	3	Arkansas	D6-'15	16-4-0-0
94	Corey Liuget	DT	6-2	300	27	7	Illinois	D1-'11	12-12-0-4
95	Tenny Palepoi	DT	6-1	298	27	4	Utah	FA-'14	15-0-0-0
97	Jerry Attaochu	DE	6-3	252	25	4	Georgia Tech	D2-'14	4-0-0-12
98	Isaac Rochell	DE	6-4	280	22	R	Notre Dame	D7-'17	3-0-0-1
99	Joey Bosa	DE	6-5	280	22	2	Ohio State	D1-'16	16-16-0-0
<b>Linebackers – (6)</b>									
48	Nick Dzubnar	ILB	6-1	240	26	3	Cal Poly-San Luis Obispo	FA-'15	13-0-0-1
50	Hayes Pullard	OLB	6-0	235	25	3	USC	W (JAX)-'17	13-10-0-3
51	Kyle Emanuel	OLB	6-3	250	26	3	North Dakota State	D5-'15	16-11-0-0
52	Denzel Perryman	OLB	5-11	240	25	3	Miami	D2-'15	7-6-0-1
56	Korey Toomer	ILB	6-2	235	29	4	Idaho	FA-'16	15-8-0-1
57	Jatavis Brown	OLB	5-11	221	24	2	Akron	D5-'16	16-5-0-0
<b>Cornerbacks – (5)</b>									
20	Desmond King	CB	5-10	200	23	R	Iowa	D5-'17	16-4-0-0
24	Trevor Williams	CB	5-11	191	24	2	Penn State	FA-'16	16-15-0-0
26	Casey Hayward	CB	5-11	192	28	6	Vanderbilt	UFA (GB)-'16	16-16-0-0
29	Craig Mager	CB	5-11	200	25	3	Texas State	D3-'15	2-0-0-1
43	Michael Davis	CB	6-2	195	23	R	Brigham Young	FA-'17	15-0-0-0
<b>Safeties – (4)</b>									
25	Rayshawn Jenkins	S	6-2	220	24	R	Miami	D4-'17	15-0-0-1
31	Adrian Phillips	S	5-11	210	25	3	Texas	FA-'14	15-4-0-1
33	Tre Boston	S	6-1	205	25	4	North Carolina	FA-'17	16-15-0-0
37	Jahleel Addae	S	5-10	195	28num	5	Central Michigan	FA-'13	16-16-0-0
<b>Specialists – (3)</b>									
6	Nick Rose	K	6-2	200	23	R	Texas	W (WAS)-'17	2-0-0-0
8	Drew Kaser	P	6-2	206	24	2	Texas A&M	D6-'16	16-0-0-0
47	Mike Windt	LS	6-1	237	31	8	Cincinnati	FA-'10	16-0-0-0





## 2017 COACHING STAFF



Head Coach .....	Anthony Lynn
Special Teams Coordinator-Assistant Head Coach .....	George Stewart
Offensive Coordinator .....	Ken Whisenhunt
Defensive Coordinator .....	Gus Bradley
Assistant Offensive Line .....	James Cregg
Assistant Defensive Backs .....	Chris Harris
Assistant Defensive Line .....	Eric Henderson
Defensive Assistant .....	D'Anton Lynn
Tight Ends .....	John McNulty
Offensive Line .....	Pat Meyer
Defensive Backs .....	Ron Milus
Offensive Assistant .....	Mark Ridgley
Running Backs .....	Alfredo Roberts
Quality Control-Offense .....	Dan Shamash
Wide Receivers .....	Nick Sirianni
Defensive Line .....	Giff Smith
Linebackers .....	Richard Smith
Quarterbacks .....	Shane Steichen
Assistant Special Teams .....	Marquice Williams
Head Strength and Conditioning Coach .....	John Lott
Assistant Strength Coach .....	Jonathan Brooks
Assistant Strength Coach .....	Larry Jackson



## PRONUNCIATION GUIDE



**Jahleel** (jah-LEEL) **Addae** (uh-DIE)

Jerry **Attaochu** (uh-TAU-choo)

**Tre** (tray) Boston

**Jatavis** (juh-TAY-vis) Brown

Nick **Dzubnar** (duh-ZOOB-nar)

Austin **Ekeler** (ECK-uh-ler)

Drew **Kaser** (KAY-zer)

Corey **Liuget** (LEE-jit)

Brandon **Mebane** (me-BANE)

Russell **Okung** (oh-KOONG)

Michael **Ola** (OH-la)

Tenny **Palepoi** (PAL-uh-poy)

Darius **Philon** (PHI-lawn)

Hayes **Pullard** (Pull-LARD)

Isaac **Rochell** (ROW-shell)

Michael **Schofield** (SKO-field)

Sam **Tevi** (teh-VEE)

**Tyrell** (TIE-rell) Williams





## 2017 TRANSACTIONS



1/2	Brett Boyko (T)	re-signed	Forrest Lamp (G)	Drafted 2
	Randall Evans (CB)	re-signed	4/29 Rayshawn Jenkins (S)	Drafted 4
	Michael Lee (CB)	re-signed	Desmond King (CB)	Drafted 5
	Chris McCain (OLB)	re-signed	Isaac Rochell (DE)	Drafted 7
	Adrian McDonald (S)	re-signed	Sam Tevi (T)	Drafted 6
	Jake McGee (TE)	re-signed	5/1 Jake McGee (TE)	waived
1/9	Gus Johnson (RB)	contract expired	5/10 Ronnie Hillman (RB)	UFA not asked to re-sign
	Chuka Ndulue (DT)	contract expired	Sean Lissemore (NT)	UFA not asked to re-sign
	Dom Williams (WR)	contract expired	Robert McClain (CB)	UFA not asked to re-sign
1/10	Mike Bercovici (QB)	signed	Dexter McCluster (RB)	UFA not asked to re-sign
1/18	Da'Ron Brown (WR)	signed	Tourek Williams (OLB)	UFA not asked to re-sign
1/19	Jamaal Jones (WR)	signed	5/11 Zamir Carlis (DT)	waived
2/28	Melvin Ingram (OLB)	designated non-exclusive franchise player	5/12 Sean Culkin (TE)	signed
3/7	Brandon Flowers (CB)	released	Michael Davis (CB)	signed
	D.J. Fluker (G-T)	released	Dillon DeBoer (C)	signed
	Stevie Johnson (WR)	released	Austin Ekeler (RB)	signed
3/9	Jahleel Addae (S)	contract expired	Nigel Harris (ILB)	signed
	Jahleel Addae (S)	re-signed	Eli Jenkins (QB)	signed
	Isaiah Burse (WR-KR)	exclusive rights free agent	Desmond King (CB)	signed
	Jeremy Butler (WR)	contract expired	Younghoe Koo (K)	signed
	Kellen Clemens (QB)	contract expired	Forrest Lamp (G)	signed
	Kellen Clemens (QB)	re-signed	Mike Moore (ILB)	signed
	Asante Cleveland (TE)	exclusive rights free agent	James Onwualu (ILB)	signed
	Jeff Cumberland (TE)	contract expired	Andre Patton (WR)	signed
	Jeremy Davis (WR)	exclusive rights free agent	Isaac Rochell (DE)	signed
	Javontee Herndon (WR-KR)	contract expired	Artavis Scott (WR)	signed
	Ronnie Hillman (RB)	contract expired	Brandon Stewart (CB)	signed
	Dontrelle Inman (WR)	restricted free agent tender	Sam Tevi (T)	signed
	Sean Lissemore (NT)	contract expired	Brad Watson (CB)	signed
	Robert McClain (CB)	contract expired	Mike Williams (WR)	signed
	Dexter McCluster (RB-KR)	contract expired	Mason Zandi (T)	signed
	Sean McGrath (TE)	exclusive rights free agent	5/15 Tre Boston (S)	signed
	Branden Oliver (RB)	contract expired	Orlando Franklin (G)	released
	Tenny Palepoi (DT)	contract expired	5/16 Carlos Fields (OLB)	waived
	Adrian Phillips (S)	exclusive rights free agent	5/17 Mitchell Paige (WR)	signed
	Damion Square (NT)	contract expired	Mason Zandi (T)	waived
	Manti Te'o (ILB)	contract expired	5/18 Toby Baker (P)	signed
	Korey Toomer (ILB)	restricted free agent tender	Rayshawn Jenkins (S)	signed
	Kenny Wiggins (G-T)	contract expired	6/2 Dan Feeney (G)	signed
	Andre Williams (RB)	exclusive rights free agent	Michael Lee (CB)	waived
	Tourek Williams (OLB)	contract expired	6/8 Ryan Reid (CB)	signed
	Mike Windt (LS)	contract expired	6/13 Melvin Ingram (DE)	signed new contract
	Mike Windt (LS)	re-signed	7/26 Cardale Jones (QB)	acquired from Buffalo
	Danny Woodhead (RB)	contract expired	7/27 Eli Jenkins (QB)	waived
3/10	Russell Okung (T)	signed	8/4 Dillon DeBoer (C)	waived-injured
3/13	Asante Cleveland (TE)	signed tender	Barrett Gouger (OC/OG)	signed
	King Dunlap (T)	released	Darrell Stuckey (S)	released-failed physical
	Damion Square (NT)	re-signed	8/7 Asante Cleveland (TE)	waived-injured
3/14	Brock Hekking (OLB)	waived	Cameron Posey (WR)	signed
3/20	Jeremy Davis (WR)	signed tender	Mike Estes (TE)	signed
	Tenny Palepoi (DT)	re-signed	8/11 Matt Weiser (TE)	signed
	Kenny Wiggins (G-T)	re-signed	Adrian McDonald (S)	waived
3/21	Kenjon Barner (RB)	signed	8/15 Mike Moore (LB)	waived-injured
3/22	Adrian Phillips (S)	signed tender	Kyle Coleman (LB)	signed
3/23	Branden Oliver (RB)	re-signed	8/22 Christopher Landrum (DE)	waived-injured
3/30	Sean McGrath (TE)	signed tender	Whitney Richardson (DE)	signed
4/3	Isaiah Burse (WR-KR)	signed tender	9/2 Toby Baker (P)	waived
	Andre Williams (RB)	signed tender	Mike Bercovici (QB)	waived
4/4	Korey Toomer (ILB)	signed tender	Brett Boyko (G)	waived
4/12	Jeff Cumberland (TE)	re-signed	Da'Ron Brown (WR)	waived
4/25	Dontrelle Inman (WR)	signed tender	Ryan Carrethers (NT)	waived
4/27	Mike Williams (WR)	Drafted 1	Kyle Coleman (LB)	waived
4/28	Dan Feeney (G)	Drafted 3	Michael Davis (CB)	waived
	Tyler Johnstone (T)	waived	Mike Estes (TE)	waived





## 2017 TRANSACTIONS



	Randall Evans (CB)	waived	9/23	Jason Verrett (CB)	reserve/injured
	Barrett Gouger (C-G)	waived		Nick Dzubnar (LB)	added from practice squad
	Jamaal Jones (WR)	waived	10/2	Max Tuerk (C)	placed on exempt list
	Josh Lambo (K)	waived	10/2	Max Tuerk (C)	waived
	Mitchell Paige (WR)	waived		Whitney Richardson (DE)	released from practice squad
	Andre Patton (WR)	waived	10/4	LeShun Daniels (RB)	practice squad
	Cameron Posey (WR)	waived	10/5	Nick Novak (K)	signed
	Trovon Reed (CB)	waived		Younghoe Koo (K)	waived
	Caraun Reid (DT)	waived	10/7	Andre Williams (RB)	added from practice squad
	Ryan Reid (CB)	waived		Dexter McCoil (S)	waived
	Whitney Richardson (DE)	waived	10/11	A.J. Hendy (S)	practice squad
	Artavis Scott (WR)	waived	10/16	Josh Keyes (LB)	signed
	Brandon Stewart (CB)	waived		Nigel Harris (LB)	waived
	Brad Watson (CB)	waived		LeShun Daniels (RB)	released from practice squad
	Matt Weiser (TE)	waived	10/18	Whitney Richardson (DE)	practice squad
	Andre Williams (RB)	waived		Denzel Perryman (LB)	reserve/injured; designated for return
	Isaiah Burse (WR)	waived-injured	10/24	Michael Ola (T)	signed
	Tyreek Burwell (T)	waived-injured		Matt Slauson (G-C)	reserve/injured
	Donavon Clark (G)	waived-injured	10/25	Dontrelle Inman (WR)	traded to Chicago
	Kaleb Eulls (DT)	waived-injured	10/26	Jeremy Davis (WR)	added from practice squad
	Kenneth Farrow (RB)	waived-injured		Max Tuerk (G-C)	practice squad
	Joshua Perry (LB)	waived-injured	11/7	Jeff Cumberland (TE)	signed
	Kenjon Barner (RB)	released		Denzel Perryman (LB)	added to active roster from IR; designated for return
	Kellen Clemens (QB)	released			
	Jeff Cumberland (TE)	released		Josh Keyes (LB)	waived
	Dwight Lowery (S)	released		Tyler Marz (T)	waived
	Tenny Palepoi (DT)	reserve-suspended		Cole Toner (G-C)	practice squad
	Max Tuerk (C)	reserve-suspended	11/15	Jake Rodgers (T)	practice squad
	Forrest Lamp (G)	reserve-injured		Braedon Bowman (TE)	waived
9/3	Jeff Richards (CB)	claimed	11/17	Braedon Bowman (TE)	practice squad
	Michael Schofield (G)	claimed		Jake Rodgers (T)	waived
	Jeremy Davis (WR)	waived	11/29	Travis Coons (K)	practice squad
	Craig Mager (CB)	waived		Braedon Bowman (TE)	waived
	Brett Boyko (G)	practice squad	12/2	Travis Coons (K)	added from practice squad
	Michael Davis (CB)	practice squad		Nick Novak (K)	reserve/injured
	Randall Evans (CB)	practice squad	12/12	Braedon Bowman (TE)	practice squad
	Andre Patton (WR)	practice squad		Isaac Rochell (DE)	added from practice squad
	Whitney Richardson (DE)	practice squad		Andre Williams (RB)	reserve/injured
	Artavis Scott (WR)	practice squad		Russell Hansbrough (RB)	practice squad
	Andre Williams (RB)	practice squad	12/16	Craig Mager (CB)	added from practice squad
9/4	Kellen Clemens (QB)	re-signed		James Onwualu (LB)	waived
	Denzel Perryman (LB)	reserve-injured	12/18	Nick Rosel (K)	claimed (Washington)
	Hayes Pullard (LB)	claimed		Travis Coons (K)	waived
	Nick Dzubnar (LB)	waived		James Onwualu (LB)	practice squad
	Jeremy Davis (WR)	practice squad	12/19	Brett Boyko (G)	added from practice squad
	Joseph Jones (LB)	practice squad		Hunter Henry (TE)	reserve/injured
	Craig Mager (CB)	practice squad		Andrew Wylie (T)	practice squad
	Randall Evans (CB)	waived	12/27	Jalen Simmons (RB)	practice squad
9/5	Nick Dzubnar (LB)	practice squad		Andrew Wylie (T)	waived
9/6	Braedon Bowman (TE)	practice squad	12/29	Russell Hansbrough (RB)	added from practice squad
	Joseph Jones (LB)	waived		Brett Boyko (G)	waived
9/9	Joshua Perry (LB)	waived-injury settlement			
9/11	Jeremy Davis (WR)	added from practice squad			
	Jeff Richards (CB)	waived			
9/13	Tenny Palepoi (WR)	came off reserve/suspended list			
	Isaac Rochell (DE)	waived			
	Jeff Richards (CB)	practice squad			
9/14	Isaac Rochell (DE)	practice squad			
	Whitney Richardson (DE)	waived			
9/16	Michael Davis (CB)	added from practice squad			
	Jeremy Davis (WR)	waived			
9/19	Jeremy Davis (WR)	practice squad			
9/20	Tyler Marz (T)	signed			
	Chris Hairston (G-T)	reserve/non-football illness list			





## UNOFFICIAL

OFFENSE

WR	13	KEENAN ALLEN	81	<u>Mike Williams</u>	11	Jeremy Davis	
LT	76	RUSSELL OKUNG	69	<u>Sam Tevi</u>	74	Michael Ola	
LG	66	<u>DAN FEENEY</u>	78	Michael Schofield	67	Brett Boyko	
C	73	SPENCER PULLEY	66	<u>Dan Feeney</u>			
RG	79	KENNY WIGGINS	78	Michael Schofield	67	Brett Boyko	
RT	72	JOE BARKSDALE	78	Michael Schofield	74	Michael Ola	69 <u>Sam Tevi</u>
TE	85	ANTONIO GATES	84	Sean McGrath	87	Jeff Cumberland	80 <u>Sean Culkin</u>
WR	16	TYRELL WILLIAMS	12	Travis Benjamin			
QB	17	PHILIP RIVERS	10	Kellen Clemens	7	Cardale Jones	
FB	34	DEREK WATT					
RB	28	MELVIN GORDON	30	<u>Austin Ekeler</u>	32	Branden Oliver	

DEFENSE

DE	99	JOEY BOSA	95	Tenny Palepoi	98	<u>Isaac Rochell</u>	
NT	92	BRANDON MEBANE	71	Damion Square			
DT	94	COREY LIUGET	93	Darius Philon			
DE	54	MELVIN INGRAM	40	Chris McCain	97	Jerry Attaochu	
OLB	51	KYLE EMANUEL	57	Jatavis Brown			
ILB	50	HAYES PULLARD	56	Korey Toomer	48	Nick Dzubnar	
OLB	52	DENZEL PERRYMAN	57	Jatavis Brown			
LCB	26	CASEY HAYWARD	20	<u>Desmond King</u>	29	Craig Mager	
SS	37	JAHLEEL ADDAE	31	Adrian Phillips	25	<u>Rayshawn Jenkins</u>	
FS	33	TRE BOSTON	31	Adrian Phillips			
RCB	24	TREVOR WILLIAMS	43	<u>Michael Davis</u>	29	Craig Mager	

SPECIAL TEAMS

P	8	DREW KASER					
K	6	<u>NICK ROSE</u>					
H	10	KELLEN CLEMENS	8	Drew Kaser			
LS	47	MIKE WINDT					
KR	20	<u>DESMOND KING</u>	32	Branden Oliver	30	<u>Austin Ekeler</u>	
PR	12	TRAVIS BENJAMIN	20	<u>Desmond King</u>	30	<u>Austin Ekeler</u>	

Rookies underlined

[] Denotes injured, reserve-injured, reserve-suspended





## RUSHING

**200 Yards Rushing, Individual**

CHARGERS — LaDainian Tomlinson, Dec. 28, 2003, vs. Oakland (243 yards)  
 OPPONENT — Adrian Peterson, Nov. 4, 2007, at Minnesota (296 yards)

**100 Yards Rushing, Individual**

CHARGERS — Melvin Gordon, Oct. 29, 2017, at New England (132 yards)  
 OPPONENT — Marshawn Lynch, Dec. 31, 2017, vs. Oakland (101 yards)

**100 Yards Rushing, One Half, Individual**

CHARGERS — Melvin Gordon, Oct. 29, 2017, at New England (113 yards in first half)  
 OPPONENT — Kareem Hunt, Sept. 24, 2017, vs. K.C. (121 yards in second half)

**Two 100-Yard Rushers**

CHARGERS — Darren Sproles (122 yards) and LaDainian Tomlinson (116 yards), Dec. 16, 2007, vs. Detroit  
 OPPONENT — Frank Gore (158 yards) and Colin Kaepernick (151 yards), Dec. 20, 2014, at San Francisco

**Four Touchdowns Rushing, Individual**

CHARGERS — LaDainian Tomlinson, Oct. 14, 2007, vs. Oakland (3, 27, 13, 41 yards)  
 OPPONENT — Never

**Three Touchdowns Rushing, Individual**

CHARGERS — Ryan Matthews, Jan. 2, 2011, at Denver (27, 12, 31 yards)  
 OPPONENT — Darrel Young, Nov. 3, 2013, at Washington (1, 1, 4 yards)

**Two Touchdowns Rushing, Individual**

CHARGERS — Melvin Gordon, Oct. 23, 2016, at Atlanta (2, 3 yards)  
 OPPONENT — Isaiah Crowell, Dec. 24, 2016, at Cleveland (8, 4 yards)

## PASSING

**500 Yards Passing, Individual**

CHARGERS — Philip Rivers, Oct. 18, 2015, at Green Bay (503 yards)  
 OPPONENT — Never

**400 Yards Passing, Individual**

CHARGERS — Philip Rivers, Nov. 23, 2017, at Dallas (434 yards)  
 OPPONENT — Michael Vick, Sept. 15, 2013, at Philadelphia (428 yards)

**300 Yards Passing, Individual**

CHARGERS — Philip Rivers, Dec. 31, 2017, vs. Oakland (387 yards)  
 OPPONENT — Tom Brady, Oct. 29, 2017, at New England (333 yards)

**Six Touchdown Passes, Individual**

CHARGERS — Dan Fouts, Nov. 22, 1981, at Oakland (12, 15, 29, 4, 5, 6 yards)  
 OPPONENT — Never

**Five Touchdown Passes, Individual**

CHARGERS — Drew Brees, Oct. 31, 2004, vs. Oakland (17, 13, 23, 5, 1 yards)  
 OPPONENT — Gus Frerotte, Nov. 19, 2000, at Denver (1, 5, 26, 10, 5 yards)

**Four Touchdown Passes, Individual**

CHARGERS — Philip Rivers, Oct. 9, 2016, at Oakland (29, 18, 1, 4 yards)  
 OPPONENT — Derek Carr, Oct. 12, 2014, at Oakland (77, 6, 47, 6 yards)

**Three Touchdown Passes, Individual**

CHARGERS — Philip Rivers, Dec. 31, 2017, vs. Oakland (56, 6, 62 yards)  
 OPPONENT — Marcus Mariota, Nov. 6, 2016, vs. Tennessee (16, 7, 8 yards)

**Six Interceptions Thrown, Individual**

CHARGERS — Ed Luther, Oct. 31, 1983, vs. Washington  
 OPPONENT — Peyton Manning, Nov. 11, 2007, vs. Indianapolis

**Five Interceptions Thrown, Individual**

CHARGERS — Craig Whelihan, Dec. 13, 1998, at Seattle  
 OPPONENT — Nathan Peterman, Nov. 19, 2017, vs. Buffalo

**Four Interceptions Thrown, Individual**

CHARGERS — Philip Rivers, Nov. 13, 2016, vs. Miami  
 OPPONENT — Nathan Peterman, Nov. 19, 2017, vs. Buffalo

## RECEIVING

**10 or More Receptions, Individual**

CHARGERS — Keenan Allen, Dec. 3, 2017, vs. Cleveland (10 receptions)  
 OPPONENT — Jarvis Landry, Sept. 17, 2017, vs. Miami (13 receptions)

**200 Yards Receiving, Individual**

CHARGERS — Malcolm Floyd, Oct. 10, 2010, at Oakland (213 yards)  
 OPPONENT — Chad Johnson, Nov. 12, 2006, at Cincinnati (260 yards)

**100 Yards Receiving, Individual**

CHARGERS — Keenan Allen, Dec. 31, 2017, vs. Oakland (133 yards)  
 OPPONENT — Amari Cooper, Dec. 31, 2017, vs. Oakland (115 yards)

**100 Yards Receiving, One Half, Individual**

CHARGERS — Tyrell Williams, Dec. 10, 2017, vs. Washington (132 yards in 1st half)  
 OPPONENT — Amari Cooper, Dec. 31, 2017, vs. Oakland (104 yards in 1st half)

**Two 100-Yard Receivers**

CHARGERS — Keenan Allen (111 yards) and Tyrell Williams (132 yards), Dec. 10, 2017, vs. Washington  
 OPPONENT — Emmanuel Sanders (120 yards) and Demaryius Thomas (105 yards), Oct. 23, 2014, at Denver

**Five Touchdown Receptions, Individual**

CHARGERS — Kellen Winslow, Nov. 22, 1981, at Oakland (15, 29, 4, 5, 3 yards)  
 OPPONENT — Never

**Four Touchdown Receptions, Individual**

CHARGERS — Kellen Winslow, Nov. 22, 1981, at Oakland (15, 29, 4, 5, 3 yards)  
 OPPONENT — Daryl Turner, Sept. 15, 1985, vs. Seattle (34, 15, 30, 7 yards)

**Three Touchdown Receptions, Individual**

CHARGERS — Danny Woodhead, Dec. 20, 2015, vs. Miami (20, 9, 9 yards)  
 OPPONENT — Emmanuel Sanders, Oct. 23, 2014, at Denver (2, 31, 3 yards)

**Two Touchdown Receptions, Individual**

CHARGERS — Keenan Allen, Nov. 19, 2017, vs. Buffalo (21, 2 yards)  
 OPPONENT — Bennie Fowler III, Sept. 11, 2017, at Denver (5, 6 yards)

## COMBINATION

**100 Yards Rushing and Receiving, Individual**

CHARGERS — Lionel James, Sept. 22, 1985, at Cincinnati (127 yards rushing, 118 yards receiving)  
 OPPONENT — Essex Johnson, Sept. 30, 1973, vs. Cincinnati (121 yards rushing, 116 yards receiving)

**300-Yard Passer, 100-Yard Rusher and 100-Yard Receiver**

CHARGERS — Philip Rivers (313 yards passing), Brandon Oliver (101 yards rushing) and Malcom Floyd (103 yards receiving), Oct. 12, 2014, at Oakland  
 OPPONENT — Ben Roethlisberger (333 yards passing), Rashard Mendenhall (165 yards rushing) and Hines Ward (113 yards receiving), Oct. 4, 2009, at Pittsburgh

## INTERCEPTIONS

**Four Interceptions, Individual**

CHARGERS — Never  
 OPPONENT — Kwamie Lassiter, Dec., 17, 1998, at Arizona

**Three Interceptions, Individual**

CHARGERS — Antonio Cromartie, Nov. 11, 2007, vs. Indianapolis  
 OPPONENT — Kwamie Lassiter, Dec., 17, 1998, at Arizona

**Two Interceptions, Individual**

CHARGERS — Casey Hayward, Nov. 19, 2017, vs. Buffalo  
 OPPONENT — Marcus Peters, Dec. 16, 2017, at Kansas City

**Interception Returned for Touchdown**

CHARGERS — Desmond King, Nov. 23, 2017, at Dallas (90 yards; Dak Prescott, passer)  
 OPPONENT — Bashaud Breeland, Dec. 10, 2017, vs. Washington (96 yards; Kellen Clemens, passer)

## SACKS

**Five Sacks, Individual**

CHARGERS — Leslie O'Neal, Nov. 16, 1986, vs. Dallas  
 OPPONENT — Never

**Four-and-One-Half Sacks, Individual**

CHARGERS — Leslie O'Neal, Nov. 16, 1986, vs. Dallas  
 OPPONENT — Hugh Douglas, Oct. 18, 1998, vs. Philadelphia

**Four Sacks, Individual**

CHARGERS — Antwan Barnes, Dec. 18, 2011, vs. Baltimore  
 OPPONENT — Justin Houston, Dec. 28, 2014, at Kansas City

**Three-and-One-Half Sacks, Individual**

CHARGERS — Kendall Reyes, Dec. 23, 2012, at New York Jets  
 OPPONENT — Justin Houston, Dec. 28, 2014, at Kansas City



### Three Sacks, Individual

CHARGERS — Melvin Ingram, Sept. 24, 2017, vs. Kansas City  
OPPONENT — Dee Ford, Dec. 13, 2015, at Kansas City

### Two-and-One-Half Sacks, Individual

CHARGERS — Melvin Ingram, Sept. 24, 2017, vs. Kansas City  
OPPONENT — Dee Ford, Dec. 13, 2015, at Kansas City

### Two Sacks, Individual

CHARGERS — Chris McCain & Joey Bosa, Oct. 22, 2017, vs. Denver Broncos  
OPPONENT — Bruce Irvin, Dec. 18, 2016, vs. Oakland

## TOUCHDOWNS

### Five Touchdowns, Individual

CHARGERS — Kellen Winslow, Nov. 22, 1981, at Oakland  
(15-, 29-, 4-, 5-3-yard receptions)  
OPPONENT — Never

### Four Touchdowns, Individual

CHARGERS — Danny Woodhead, Dec. 20, 2015, vs. Miami  
(2-yard run; 20-, 9-, 9-yard receptions)  
OPPONENT — Harvey Williams, Nov. 16, 1997, vs. Oakland  
(1-, 1-yard runs; 8-, 32-yard receptions)

### Three Touchdowns, Individual

CHARGERS — Melvin Gordon, Oct. 23, 2016, at Atlanta  
(2-, 3-yard runs; 5-yard reception)  
OPPONENT — John Kuhn, Oct. 2, 2016, vs. New Orleans  
(1-, 1-yard runs; 4-yard reception)

## FIELD GOALS/PATs

### Six Field Goals Made, Individual

CHARGERS — Greg Davis, Oct. 5, 1997, at Oakland (30, 22, 38, 43, 33, 33 yards)  
OPPONENT — Phil Dawson, Nov. 5, 2006, vs. Cleveland (37, 20, 42, 30, 36, 35 yards)

### Five Field Goals Made, Individual

CHARGERS — Nate Kaeding, Sept. 10, 2012, at Oakland (23, 28, 19, 41, 45 yards)  
OPPONENT — Justin Tucker, Nov. 1, 2015, at Baltimore (48, 29, 48, 45, 39 yards)

### Four Field Goals Made, Individual

CHARGERS — Travis Coons, Dec. 3, 2017, vs. Cleveland (21, 40, 22, 27 yards)  
OPPONENT — Sebastian Janikowski, Dec. 18, 2016, vs. Oakland (45, 33, 21, 44 yards)

### 50-Yard Field Goal, Individual

CHARGERS — Josh Lambo, Jan. 3, 2016, at Denver (50 yards)  
OPPONENT — Harrison Butker, Dec. 16, 2017, at Kansas City (51 yards)

### Blocked Field-Goal Attempt

CHARGERS — Darrell Stuckey, Nov. 23, 2014, vs. St. Louis  
(46-yard Greg Zuerlein attempt)  
OPPONENT — Justin Ellis, Dec. 31, 2017, vs. Oakland  
(50-yard Nick Rose attempt)

### Two-Point Conversion

CHARGERS — Ladarius Green, Oct. 25, 2015, vs. Oakland (Philip Rivers, passer)  
OPPONENT — Mike Evans, Dec. 4, 2016, vs. Tampa Bay (Jameis Winston, passer)

### Point After Touchdown Missed

CHARGERS — Travis Coons, Dec. 16, 2017, at KC (first attempt, wide left)  
OPPONENT — Giorgio Tavecchio, Oct. 15, 2017, at Oak (second attempt, wide left)

### Blocked Point After Touchdown

CHARGERS — Corey Luiget, Nov. 12, 2017, at Jacksonville (Josh Lambo, first attempt)  
OPPONENT — Denico Autry, Dec. 31, 2017, vs. Oakland (Nick Rose, third attempt)

## PUNTING

### 80-Yard Punt

CHARGERS — Never  
OPPONENT — Dustin Colquitt, Dec. 2, 2007, at Kansas City (81 yards)

### 70-Yard Punt

CHARGERS — Mike Scifres, Sept. 21, 2014, at Buffalo (72 yards)  
OPPONENT — Kevin Huber, Dec. 1, 2013, vs. Cincinnati (75 yards)

### 60-Yard Punt

CHARGERS — Drew Kaser, Dec. 24, 2017, at New York Jets (63 yards)  
OPPONENT — Brad Nortman, Nov. 12, 2017, at Jacksonville (61 yards)

### Blocked Punt

CHARGERS — Jerry Attaochu, Sept. 8, 2014, at Arizona (Drew Butler, punter)  
OPPONENT — Hayes Pullard, Nov. 29, 2015, at Jacksonville (Mike Scifres, punter)

### 10 or More Punts, Individual

CHARGERS — Drew Kaser, Nov. 12, 2017, at Jacksonville (10 punts for 485 yds)  
OPPONENT — Chad Stanley, Sept. 15, 2002, vs. Houston (10 punts for 406 yds)

### No Punts

CHARGERS — Nov. 23, 2017, at Dallas  
OPPONENT — Nov. 7, 1976, vs. Baltimore Colts

## OTHER SPECIAL TEAMS

### Kickoff Returned for Touchdown

CHARGERS — Michael Spurlock, Dec. 30, 2012, vs. Oakland (99 yards)  
OPPONENT — Percy Harvin, Sept. 11, 2011, vs. Minnesota (103 yards)

### Punt Returned for Touchdown

CHARGERS — Travis Benjamin, Oct. 22, 2017, vs. Denver Broncos (65 yards)  
OPPONENT — Tyreek Hill, Jan. 1, 2017, vs. Kansas City (95 yards)

### Blocked Punt Returned for Touchdown

CHARGERS — Jacob Hester, Oct. 25, 2009, at Kansas City (Recovered in end zone after Hester blocked Dustin Colquitt punt)  
OPPONENT — Adam Hayward, Nov. 11, 2012, at Tampa Bay (Returned 29 yards after Dekoda Watson blocked Mike Scifres punt)

### Recovered Own Onside Kick Attempt

CHARGERS — Darrell Stuckey, Nov. 18, 2012, at Denver (Nick Novak, kicker)  
OPPONENT — Marcus Maye, Dec. 24, 2017, at N.Y. Jets (Nick Rose, kicker)

## OTHER DEFENSE

### Shutout Posted

CHARGERS — Oct. 22, 2017, vs. Denver Broncos (21-0 Chargers win)  
OPPONENT — Nov. 2, 2014, at Miami (37-0 Miami win)

### Fumble Returned for Touchdown

CHARGERS — Melvin Ingram, Nov. 19, 2017, vs. Buffalo (39 yards)  
OPPONENT — Adrian Clayborn, Oct. 23, 2016, at Atlanta (5 yards)

### Safety Scored

CHARGERS — Oct. 13, 2016, vs. Denver (Penalty on Russell Okung in end zone)  
OPPONENT — Oct. 29, 2017, at New England (Travis Benjamin tackled in end zone on punt return)

## MISCELLANEOUS

### No Penalties

CHARGERS — Oct. 9, 2011, at Denver  
OPPONENT — Dec. 4, 2005, vs. Oakland

### Game Without Touchdown

CHARGERS — Dec. 13, 2015, at Kansas City  
OPPONENT — Oct. 22, 2017, vs. Denver

### 50 Points, Game

CHARGERS — 54, Nov. 19, 2017, vs. Buffalo  
OPPONENT — 57, Oct. 1, 2000, at St. Louis

### 40 Points, Game

CHARGERS — 54, Nov. 19, 2017, vs. Buffalo  
OPPONENT — 45, Nov. 6, 2011, vs. Green Bay

### 600 Yards Total Offense, Game

CHARGERS — 661, Dec. 20, 1982, vs. Cincinnati  
OPPONENT — 614, Oct. 1, 2000 at St. Louis

### 500 Yards Total Offense, Game

CHARGERS — 515, Nov. 23, 2017, at Dallas  
OPPONENT — 503, Jan. 3, 2016, at Denver

*Regular season games only*





# 2017 STATISTICS



## Los Angeles Chargers / Week 17 / Through Sunday, December 31, 2017 / Regular Season

Won 9, Lost 7

9/11/2017	L	21- 24	at Denver Broncos
9/17/2017	L	17- 19	Miami Dolphins
9/24/2017	L	10- 24	Kansas City Chiefs
10/1/2017	L	24- 26	Philadelphia Eagles
10/8/2017	W	27- 22	at New York Giants
10/15/2017	W	17- 16	at Oakland Raiders
10/22/2017	W	21- 0	Denver Broncos
10/29/2017	L	13- 21	at New England Patriots
11/12/2017	L	17- 20	at Jacksonville Jaguars
11/19/2017	W	54- 24	Buffalo Bills
11/23/2017	W	28- 6	at Dallas Cowboys
12/3/2017	W	19- 10	Cleveland Browns
12/10/2017	W	30- 13	Washington Redskins
12/16/2017	L	13- 30	at Kansas City Chiefs
12/24/2017	W	14- 7	at New York Jets
12/31/2017	W	30- 10	Oakland Raiders

Los Angeles Chargers	Opponent
-------------------------	----------

<b>Total First Downs</b>	<b>337</b>	<b>282</b>
Rushing	84	99
Passing	220	153
Penalty	33	30
3rd Down: Made/Att	84/209	86/221
3rd Down Pct.	40.2%	38.9%
4th Down: Made/Att	5/11	6/20
4th Down Pct.	45.5%	30.0%
<b>Possession Avg.</b>	<b>30:08</b>	<b>29:52</b>
<b>Total Net Yards</b>	<b>6026</b>	<b>5254</b>
Avg. Per Game	376.6	328.4
Total Plays	1020	997
Avg. Per Play	5.9	5.3
<b>Net Yards Rushing</b>	<b>1595</b>	<b>2098</b>
Avg. Per Game	99.7	131.1
Total Rushes	419	430
<b>Net Yards Passing</b>	<b>4431</b>	<b>3156</b>
Avg. Per Game	276.9	197.3
Sacked/Yards Lost	18/120	43/261
Gross Yards	4551	3417
Attempts/Completions	583/366	524/329
Completion Pct.	62.8%	62.8%
Had Intercepted	11	18
<b>Punts/Average</b>	<b>74/48.1</b>	<b>79/45.4</b>
<b>Net Punting Avg.</b>	<b>41.3</b>	<b>41.1</b>
<b>Penalties/Yards</b>	<b>108/927</b>	<b>109/995</b>
<b>Fumbles/Ball Lost</b>	<b>17/4</b>	<b>21/9</b>
<b>Touchdowns</b>	<b>43</b>	<b>29</b>
Rushing	10	11
Passing	28	17
Returns	5	1

Score By Periods			Q1	Q2	Q3	Q4	OT	Pts
Team			44	143	85	83	0	355
Opponents			66	64	61	78	3	272
Scoring	TD	Ru	Pa	Rt	PAT	FG	2Pt	Pts
M.Gordon	12	8	4	0	0/0	0/0	0	72
N.Novak	0	0	0	0	17/18	9/13	0	44
K.Allen	7	0	6	1	0/0	0/0	0	42
A.Ekeler	5	2	3	0	0/0	0/0	0	30
T.Benjamin	5	0	4	1	0/0	0/0	0	30
T.Coons	0	0	0	0	5/6	7/8	0	26
H.Henry	4	0	4	0	0/0	0/0	0	24
T.Williams	4	0	4	0	0/0	0/0	0	24
Y.Koo	0	0	0	0	9/9	3/6	0	18
A.Gates	3	0	3	0	0/0	0/0	0	18
N.Rose	0	0	0	0	5/6	1/3	0	8
K.Toomer	1	0	0	1	0/0	0/0	0	6
M.Ingram	1	0	0	1	0/0	0/0	0	6
D.King	1	0	0	1	0/0	0/0	0	6
D.Kaser	0	0	0	0	1/3	0/0	0	1
Team	43	10	28	5	37/42	20/30	0	355
Opponents	29	11	17	1	23/26	23/27	1	272

2-Pt. Conversions: Team 0/ 1, Opponents: 1/ 3

Sacks: J.Bosa 12.5, M.Ingram 10.5, C.McCain 5.0, D.Philon 4.5, D.King 4.0, C.Liuguet 1.5, K.Emanuel 1.5, K.Toomer 1.0, T.Palepoi 1.0, I.Rochell 1.0, J.Addae 0.5 **Team: 43.0, Opponents: 17.0**

Rushing	No.	Yds	Avg	Long	TD
M.Gordon	284	1105	3.9	87t	8
A.Ekeler	47	260	5.5	35t	2
T.Benjamin	13	96	7.4	22	0
B.Oliver	35	83	2.4	26	0
A.Williams	9	25	2.8	7	0
D.Watt	6	24	4.0	17	0
K.Allen	2	9	4.5	6	0
P.Rivers	18	-2	-0.1	8	0
K.Clemens	5	-5	-1.0	-1	0
<b>Team</b>	<b>419</b>	<b>1595</b>	<b>3.8</b>	<b>87t</b>	<b>10</b>
<b>Opponents</b>	<b>430</b>	<b>2098</b>	<b>4.9</b>	<b>69t</b>	<b>11</b>

Receiving	No.	Yds	Avg	Long	TD
K.Allen	102	1393	13.7	51	6
M.Gordon	58	476	8.2	49	4
H.Henry	45	579	12.9	34	4
T.Williams	43	728	16.9	75t	4
T.Benjamin	34	567	16.7	62t	4
A.Gates	30	316	10.5	27	3
A.Ekeler	27	279	10.3	38	3
M.Williams	11	95	8.6	20	0
B.Oliver	6	26	4.3	11	0
S.McGrath	4	46	11.5	23	0
D.Watt	2	35	17.5	23	0
D.Inman	2	9	4.5	7	0
J.Cumberland	2	2	1.0	2	0
<b>Team</b>	<b>366</b>	<b>4551</b>	<b>12.4</b>	<b>75t</b>	<b>28</b>
<b>Opponents</b>	<b>329</b>	<b>3417</b>	<b>10.4</b>	<b>87t</b>	<b>17</b>

Interceptions	No.	Yds	Avg	Long	TD
T.Boston	5	49	9.8	25	0
C.Hayward	4	7	1.8	7	0
T.Williams	2	28	14.0	21	0
A.Phillips	2	13	6.5	9	0
D.King	1	90	90.0	90t	1
K.Toomer	1	59	59.0	59t	1
K.Allen	1	32	32.0	32	0
K.Emanuel	1	23	23.0	23	0
H.Pullard	1	1	1.0	1	0
<b>Team</b>	<b>18</b>	<b>302</b>	<b>16.8</b>	<b>90t</b>	<b>2</b>
<b>Opponents</b>	<b>11</b>	<b>265</b>	<b>24.1</b>	<b>96t</b>	<b>1</b>

Punting	No	Yds	Avg	Net	TB	In	Lg	B
D.Kaser	74	3558	48.1	41.3	9	27	69	0
<b>Team</b>	<b>74</b>	<b>3558</b>	<b>48.1</b>	<b>41.3</b>	<b>9</b>	<b>27</b>	<b>69</b>	<b>0</b>
<b>Opponents</b>	<b>79</b>	<b>3583</b>	<b>45.4</b>	<b>41.1</b>	<b>4</b>	<b>39</b>	<b>63</b>	<b>0</b>

Punt Returns	Ret	FC	Yds	Avg	Long	TD
T.Benjamin	27	25	257	9.5	65t	1
D.King	1	1	2	2.0	2	0
<b>Team</b>	<b>28</b>	<b>26</b>	<b>259</b>	<b>9.3</b>	<b>65t</b>	<b>1</b>
<b>Opponents</b>	<b>48</b>	<b>6</b>	<b>319</b>	<b>6.6</b>	<b>31</b>	<b>0</b>

Kickoff Returns	No.	Yds	Avg	Long	TD
D.King	17	353	20.8	44	0
A.Ekeler	5	85	17.0	22	0
M.Davis	2	36	18.0	19	0
T.Palepoi	1	0	0.0	0	0
<b>Team</b>	<b>25</b>	<b>474</b>	<b>19.0</b>	<b>44</b>	<b>0</b>
<b>Opponents</b>	<b>46</b>	<b>1150</b>	<b>25.0</b>	<b>71</b>	<b>0</b>

Field Goals	1-19	20-29	30-39	40-49	50+
N.Novak	0/ 0	4/ 4	4/ 5	0/ 2	1/ 2
T.Coons	0/ 0	4/ 4	2/ 3	1/ 1	0/ 0
Y.Koo	0/ 0	2/ 2	0/ 0	1/ 4	0/ 0
N.Rose	0/ 0	1/ 1	0/ 0	0/ 1	0/ 1
<b>Team</b>	<b>0/ 0</b>	<b>11/ 11</b>	<b>6/ 8</b>	<b>2/ 8</b>	<b>1/ 3</b>
<b>Opponents</b>	<b>0/ 0</b>	<b>5/ 5</b>	<b>8/ 8</b>	<b>6/ 8</b>	<b>4/ 6</b>

Fumbles Lost: A.Ekeler 2, P.Rivers 1, Ty.Williams 1 **Total: 4**

Opponent Fumble Recoveries: M.Ingram 2, C.Hayward 2, D.Square 1, D.Perryman 1, H.Pullard 1, J.Brown 1, J.Bosa 1 **Total: 9**

Passing	Att	Cmp	Yds	Cmp%	Yds/Att	TD	TD%	Int	Int%	Long	Sack	Lost	Rating
P.Rivers	575	360	4515	62.6%	7.9	28	4.9%	10	1.7%	75t	18/	120	95.9
K.Clemens	8	6	36	75.0%	4.5	0	0.0%	1	12.5%	10	0/	0	43.8
<b>Team</b>	<b>583</b>	<b>366</b>	<b>4551</b>	<b>62.8%</b>	<b>7.8</b>	<b>28</b>	<b>4.8%</b>	<b>11</b>	<b>1.9%</b>	<b>75t</b>	<b>18/</b>	<b>120</b>	<b>95.1</b>
<b>Opponents</b>	<b>524</b>	<b>329</b>	<b>3417</b>	<b>62.8%</b>	<b>6.5</b>	<b>17</b>	<b>3.2%</b>	<b>18</b>	<b>3.4%</b>	<b>87t</b>	<b>43/</b>	<b>261</b>	<b>78.1</b>





## 2017 INDIVIDUAL DEFENSIVE STATISTICS



Official Totals — Based on coaches' film review through Dec. 31 vs. Oakland.

Player	— Tackles —			Sacks	Yards	Tackles for Loss	QB Hits	Interceptions	Passes Def.	— Fumbles —	
	Solo	Assisted	Total							Forced	Recoveries
Joey Bosa.....	61	38	99	12.5	66.0	17.5	22	0	2	4	1
Jahleel Addae.....	70	25	95	0.5	4.0	7.5	0	0	10	0	0
Hayes Pullard.....	53	26	79	0.0	0.0	2	0	1	1	0	1
Tre Boston.....	61	18	79	0.0	0.0	1	0	5	9	0	0
Jatavis Brown.....	58	20	78	0.0	0.0	2	2	0	0	0	1
Melvin Ingram.....	50	26	76	10.5	87.5	22.5	25	0	1	1	2
Desmond King.....	61	10	71	4.0	11.0	6	6	1	5	0	0
Adrian Phillips.....	50	10	60	0.0	0.0	1	1	2	6	1	0
Brandon Mebane.....	22	35	57	0.0	0.0	2	2	0	0	0	0
Trevor Williams.....	47	8	55	0.0	0.0	2	0	2	13	0	0
Denzel Perryman.....	29	22	51	0.0	0.0	2	0	0	2	0	1
Korey Toomer.....	29	17	46	1.0	9.0	1	1	1	3	2	0
Darius Philon.....	28	18	46	4.5	26.0	8.5	6	0	1	1	0
Damion Square.....	19	26	45	0.0	0.0	1	1	0	3	0	1
Casey Hayward.....	33	7	40	0.0	0.0	2	0	4	24	1	2
Kyle Emanuel.....	15	22	37	1.5	8.0	1.5	0	1	3	0	0
Tenny Palepoi.....	20	17	37	1.0	7.0	8	1	0	0	0	0
Corey Liuget.....	19	17	36	1.5	8.5	6.5	2	0	3	1	0
Chris McCain.....	20	8	28	5.0	30.0	6	1	0	1	2	0
Nigel Harris.....	7	1	8	0.0	0.0	0	0	0	0	0	0
Jerry Attaochu.....	4	2	6	0.0	0.0	1	0	0	0	0	0
Rayshawn Jenkins.....	4	1	5	0.0	0.0	0	0	0	1	0	0
Isaac Rochell.....	4	1	5	1.0	4.0	2	0	0	0	0	0
Michael Davis.....	4	0	4	0.0	0.0	0	0	0	2	0	0
Jason Verrett.....	1	0	1	0.0	0.0	0	0	0	0	0	0
Keenan Allen.....	0	0	0	0.0	0.0	0	0	1	1	0	0
<b>Totals.....</b>	<b>769</b>	<b>375</b>	<b>1,144</b>	<b>43.0</b>	<b>261.0</b>	<b>103</b>	<b>70</b>	<b>18</b>	<b>91</b>	<b>13</b>	<b>9</b>
Defensive Backs.....	331	79	410	4.5	15.0	19.5	7	14	70	2	2
Defensive Linemen ...	247	188	435	36.0	229.0	75	60	0	11	9	4
Linebackers.....	191	108	299	2.5	17.0	8.5	3	3	9	2	3
Offensive Players.....	0	0	0	0.0	0.0	0	0	1	1	0	0



## SPECIAL TEAMS TACKLES



Player	Total Tackles
Nick Dzubnar.....	21
Austin Ekeler.....	17
Michael Davis.....	15
Rayshawn Jenkins.....	11
Derek Watt.....	11
James Onwualu.....	9
Desmond King.....	7
Adrian Phillips.....	6
Jatavis Brown.....	4
Jeff Cumberland.....	3
Kyle Emanuel.....	3
Nigel Harris.....	3
Sean McGrath.....	3
Hayes Pullard.....	3
Travis Coons.....	2
Andre Williams.....	2
Trevor Williams.....	2
Mike Windt.....	2
Jerry Attaochu.....	1
Drew Kaser.....	1
Josh Keyes.....	1
Chris McCain.....	1
Dexter McCoil.....	1
Korey Toomer.....	1
<b>Totals.....</b>	<b>130</b>





# 2017 PRESEASON STATISTICS



Los Angeles Chargers / Week 5 / Through Thursday, August 31, 2017 / Preseason

Won 1, Lost 3

8/13/2017	L	17- 48	Seattle Seahawks
8/20/2017	L	7- 13	New Orleans Saints
8/26/2017	W	21- 19	at Los Angeles Rams
8/31/2017	L	13- 23	at San Francisco 49ers

	Los Angeles Chargers	Opponent
Total First Downs	61	78
Rushing	22	32
Passing	36	36
Penalty	3	10
3rd Down: Made/Att	23/54	18/51
3rd Down Pct.	42.6%	35.3%
4th Down: Made/Att	0/2	2/3
4th Down Pct.	0.0%	66.7%
Possession Avg.	29:51	30:09
Total Net Yards	1110	1316
Avg. Per Game	277.5	329.0
Total Plays	245	245
Avg. Per Play	4.5	5.4
Net Yards Rushing	360	556
Avg. Per Game	90.0	139.0
Total Rushes	110	122
Net Yards Passing	750	760
Avg. Per Game	187.5	190.0
Sacked/Yards Lost	14/109	9/80
Gross Yards	859	840
Attempts/Completions	121/73	114/69
Completion Pct.	60.3%	60.5%
Had Intercepted	7	4
Punts/Average	23/46.1	18/47.8
Net Punting Avg.	35.3	44.5
Penalties/Yards	28/265	20/193
Fumbles/Ball Lost	8/6	7/3
Touchdowns	7	11
Rushing	1	7
Passing	3	2
Returns	3	2

Score By Periods			Q1	Q2	Q3	Q4	OT	Pts
Team			35	6	3	14	0	58
Opponents			23	53	14	13	0	103
Scoring	TD	Ru	Pa	Rt	PAT	FG	2Pt	Pts
T.Benjamin	2	0	2	0	0/0	0/0	0	12
J.Lambo	0	0	0	0	4/4	2/2	0	10
M.Gordon	1	1	0	0	0/0	0/0	0	6
D.McCoil	1	0	0	1	0/0	0/0	0	6
K.Coleman	1	0	0	1	0/0	0/0	0	6
Y.Koo	0	0	0	0	3/3	1/1	0	6
A.Gates	1	0	1	0	0/0	0/0	0	6
M.Ingram	1	0	0	1	0/0	0/0	0	6
Team	7	1	3	3	7/7	3/3	0	58
Opponents	11	7	2	2	10/11	9/11	0	103
2-Pt. Conversions: Team 0/ 0, Opponents: 0/ 0								
Sacks: D.King 2.0, C.McCain 1.5, J.Bosa 1.0, K.Toomer 1.0,								
C.Mager 1.0, T.Palepoi 1.0, I.Rochell 0.5, M.Ingram 0.5, T.Boston								
0.5 Team: 9.0, Opponents: 14.0								

Rushing	No.	Yds	Avg	Long	TD
A.Ekeler	15	87	5.8	18	0
M.Gordon	19	58	3.1	11	1
A.Williams	33	51	1.5	13	0
C.Jones	6	51	8.5	13	0
B.Oliver	15	34	2.3	9	0
K.Barner	14	27	1.9	10	0
K.Clemens	4	26	6.5	15	0
K.Farrow	2	15	7.5	12	0
A.Scott	1	13	13.0	13	0
M.Bercovici	1	-2	-2.0	-2	0
Team	110	360	3.3	18	1
Opponents	122	556	4.6	62t	7

Receiving	No.	Yds	Avg	Long	TD
J.Jones	10	99	9.9	23	0
S.Culkin	9	77	8.6	12	0
G.Davis	9	68	7.6	20	0
K.Allen	6	54	9.0	17	0
A.Ekeler	5	72	14.4	32	0
K.Barner	5	29	5.8	13	0
M.Weiser	4	81	20.3	38	0
M.Paige	4	36	9.0	16	0
T.Benjamin	3	134	44.7	74t	2
H.Henry	3	47	15.7	17	0
A.Patton	3	30	10.0	16	0
I.Burse	3	21	7.0	8	0
A.Gates	3	17	5.7	7	1
D.Brown	2	66	33.0	49	0
B.Oliver	1	14	14.0	14	0
M.Gordon	1	7	7.0	7	0
D.Inman	1	5	5.0	5	0
A.Williams	1	2	2.0	2	0
T.Williams	0	0	0	0	0
A.Scott	0	0	0	0	0
C.Posey	0	0	0	0	0
M.Estes	0	0	0	0	0
Team	73	859	11.8	74t	3
Opponents	69	840	12.2	51	2

Interceptions	No.	Yds	Avg	Long	TD
D.McCoil	1	99	99.0	99t	1
K.Coleman	1	30	30.0	30t	1
D.King	1	0	0.0	0	0
J.Verrett	1	0	0.0	0	0
Team	4	129	32.3	99t	2
Opponents	7	60	8.6	37t	1

Punting	No	Yds	Avg	Net	TB	In	Lg	B
T.Baker	12	492	41.0	33.6	1	4	55	0
D.Kaser	11	568	51.6	37.3	1	3	60	0
Team	23	1060	46.1	35.3	2	7	60	0
Opponents	18	860	47.8	44.5	0	11	63	0

Punt Returns	Ret	FC	Yds	Avg	Long	TD
I.Burse	6	0	29	4.8	17	0
M.Paige	4	1	24	6.0	12	0
K.Barner	2	1	6	3.0	6	0
T.Benjamin	0	1	0	0	0	0
Team	12	3	59	4.9	17	0
Opponents	12	3	207	17.3	92t	1

Kickoff Returns	No.	Yds	Avg	Long	TD
A.Williams	3	52	17.3	20	0
A.Ekeler	2	49	24.5	29	0
D.King	2	39	19.5	20	0
K.Barner	1	23	23.0	23	0
A.Scott	1	23	23.0	23	0
B.Oliver	1	10	10.0	10	0
Team	10	196	19.6	29	0
Opponents	6	133	22.2	29	0

Field Goals	1-19	20-29	30-39	40-49	50+
J.Lambo	0/0	0/0	1/1	0/0	1/1
Y.Koo	0/0	1/1	0/0	0/0	0/0
Team	0/0	1/1	1/1	0/0	1/1
Opponents	0/0	3/3	0/1	3/3	3/4

Fumbles Lost: K.Clemens 1, K.Barner 1, A.Williams 1,  
 M.Bercovici 1, J.Jones 1, C.Jones 1 Total: 6  
 Opponent Fumble Recoveries: M.Ingram 1, K.Coleman 1,  
 W.Richardson 1 Total: 3

Passing	Att	Cmp	Yds	Cmp%	Yds/Att	TD	TD%	Int	Int%	Long	Sack	Lost	Rating
C.Jones	61	36	343	59.0%	5.6	0	0.0%	3	4.9%	38	8/	74	54.2
K.Clemens	27	14	199	51.9%	7.4	1	3.7%	2	7.4%	74t	5/	32	57.5
M.Bercovici	21	12	176	57.1%	8.4	0	0.0%	2	9.5%	49	1/	3	45.0
P.Rivers	12	11	141	91.7%	11.8	2	16.7%	0	0.0%	45t	0/	0	155.2
Team	121	73	859	60.3%	7.1	3	2.5%	7	5.8%	74t	14/	109	66.1
Opponents	114	69	840	60.5%	7.4	2	1.8%	4	3.5%	51	9/	80	74.5





## WEEK 1 RECAP - BRONCOS 24, CHARGERS 21



An electric fourth-quarter rally fell short as Younghoe Koo's field goal was blocked with one second remaining in the Chargers' 24-21 opening-night loss to the Broncos Monday night in Denver.

Broncos quarterback Trevor Siemian scored three total touchdowns, the first stemmed from a 13-play, 70-yard drive to wide receiver Bennie Fowler.

On the next possession, the Chargers used a 40-yard defensive pass interference penalty and a heavy dose of running back Melvin Gordon to score their first points of 2017. Gordon touched the ball six times on a nine-play drive, including an 11-yard touchdown reception from quarterback Philip Rivers to open the second quarter.

The Broncos responded with their second scoring drive of the game, this time a one-yard touchdown rush from Siemian. Denver took a 14-7 lead into halftime.

On the Chargers' first possession of the second half, Philip Rivers was intercepted by cornerback Bradley Roby at Los Angeles' 43-yard line. Six plays later, Siemian hooked up with Fowler for a six-yard touchdown — his second of the game — to make it 21-7 Broncos after a Brandon McManus extra point.

The Chargers' furious comeback attempt started in the fourth quarter. After an Adrian Phillips interception, Philip Rivers found wide receiver Keenan Allen for a five-yard touchdown.

On the next possession, linebacker Korey Toomer stripped running back Jamaal Charles of the football, which was recovered by cornerback Casey Hayward. One play later, Rivers connected with wide receiver Travis Benjamin for a 38-yard touchdown. A Younghoe Koo extra point cut the Broncos lead to 24-21.

Gordon finished the game with 18 carries for 54 yards, and five receptions for 25 yards and a touchdown. Allen caught five passes for 35 yards and a touchdown. Rivers went 22-of-33 for 192 yards and three touchdowns, with one interception. Defensive ends Joey Bosa and Melvin Ingram each had 1.5 sacks.

		1	2	3	4	OT	Total
VISITOR:	Los Angeles Chargers	0	7	0	14	0	21
HOME:	Denver Broncos	7	7	10	0	0	24

### Scoring Plays

Team	Qtr	Time	Play Description (Extra Point) (Drive Info)	Visitor	Home
Broncos	1	4:50	B.Fowler 5 yd. pass from T.Siemian (B.McManus kick) (13-70, 6:05)	0	7
Chargers	2	14:55	M.Gordon 11 yd. pass from P.Rivers (Y.Koo kick) (9-75, 4:55)	7	7
Broncos	2	5:27	T.Siemian 1 yd. run (B.McManus kick) (9-56, 4:38)	7	14
Broncos	3	10:27	B.Fowler 6 yd. pass from T.Siemian (B.McManus kick) (6-43, 3:00)	7	21
Broncos	3	0:00	B.McManus 20 yd. Field Goal (14-78, 8:16)	7	24
Chargers	4	8:10	K.Allen 5 yd. pass from P.Rivers (Y.Koo kick) (6-43, 2:27)	14	24
Chargers	4	7:00	T.Benjamin 38 yd. pass from P.Rivers (Y.Koo kick) (1-38, 0:07)	21	24
Paid Attendance: 76,324				Time: 2:54	

Los Angeles Chargers vs Denver Broncos  
9/11/2017 at Sports Authority Field at Mile High

### Final Team Statistics

	Visitor Chargers	Home Broncos
<b>TOTAL FIRST DOWNS</b>	17	22
By Rushing	3	7
By Passing	12	14
By Penalty	2	1
<b>THIRD DOWN EFFICIENCY</b>	3-12-25%	8-15-53%
<b>FOURTH DOWN EFFICIENCY</b>	1-2-50%	0-0-0%
<b>TOTAL NET YARDS</b>	249	321
Total Offensive Plays (inc. times thrown passing)	56	68
Average gain per offensive play	4.4	4.7
<b>NET YARDS RUSHING</b>	64	140
Total Rushing Plays	22	36
Average gain per rushing play	2.9	3.9
Tackles for a loss-number and yards	2-4	1-2
<b>NET YARDS PASSING</b>	185	181
Times thrown - yards lost attempting to pass	1-7	4-38
Gross yards passing	192	219
<b>PASS ATTEMPTS-COMPLETIONS-HAD INTERCEPTED</b>	33-22-1	28-17-1
Avg gain per pass play (inc.# thrown passing)	5.4	5.7
<b>KICKOFFS Number-In End Zone-Touchbacks</b>	4-3-3	5-5-5
<b>PUNTS Number and Average</b>	5-46.0	3-48.0
Had Blocked	0	0
<b>FGs - PATs Had Blocked</b>	1-0	0-0
<b>Net Punting Average</b>	36.4	49.0
<b>TOTAL RETURN YARDAGE (Not Including Kickoffs)</b>	1	48
No. and Yards Punt Returns	1-3	3-48
No. and Yards Kickoff Returns	0-0	1-36
No. and Yards Interception Returns	1-4	1-0
<b>PENALTIES Number and Yards</b>	4-40	3-62
<b>FUMBLES Number and Lost</b>	0-0	1-1
<b>TOUCHDOWNS</b>	3	3
Rushing	0	1
Passing	3	2
<b>EXTRA POINTS Made-Attempts</b>	3-3	3-3
Kicking Made-Attempts	3-3	3-3
<b>FIELD GOALS Made-Attempts</b>	0-1	1-2
<b>RED ZONE EFFICIENCY</b>	2-2-100%	3-5-60%
<b>GOAL TO GO EFFICIENCY</b>	1-1-100%	2-3-67%
<b>SAFETIES</b>	0	0
<b>FINAL SCORE</b>	21	24
<b>TIME OF POSSESSION</b>	25:47	34:13

Los Angeles Chargers vs Denver Broncos  
9/11/2017 at Sports Authority Field at Mile High

### Final Individual Statistics

Los Angeles Chargers													Denver Broncos																				
RUSHING						RUSHING						RUSHING						RUSHING															
	ATT	YDS	AVG	LG	TD		ATT	YDS	AVG	LG	TD		ATT	YDS	AVG	LG	TD		ATT	YDS	AVG	LG	TD										
M.Gordon	18	54	3.0	21	0	C.Anderson	20	81	4.1	18	0																						
B.Oliver	4	10	2.5	6	0	J.Charles	10	40	4.0	12	0																						
						T.Siemian	6	19	3.2	8	1																						
Total	22	64	2.9	21	0	Total	36	140	3.9	18	1																						
PASSING						PASSING						PASSING						PASSING															
	ATT	CMP	YDS	SK/YD	TD	LG	IN	RT					ATT	CMP	YDS	SK/YD	TD	LG	IN	RT													
P.Rivers	33	22	192	1/7	3	38	1	99.6	T.Siemian	28	17	219	4/38	2	44	1	94.2																
Total	33	22	192	1/7	3	38	1	99.6	Total	28	17	219	4/38	2	44	1	94.2																
PASS RECEIVING						PASS RECEIVING						PASS RECEIVING						PASS RECEIVING															
	TAR	REC	YDS	AVG	LG	TD							TAR	REC	YDS	AVG	LG	TD															
Ty.Williams	7	5	54	10.8	14	0	D.Thomas	8	5	67	13.4	29	0																				
K.Allen	10	5	35	7.0	9	1	A.Derby	3	3	34	11.3	13	0																				
M.Gordon	6	5	25	5.0	11	1	E.Sanders	6	3	26	8.7	20	0																				
T.Benjamin	4	3	43	14.3	38	1	B.Fowler	4	3	21	7.0	10	2																				
A.Ekeler	2	2	18	9.0	11	0	V.Green	1	1	44	44.0	44	0																				
A.Gates	3	2	17	8.5	11	0	J.Heuerman	2	1	20	20.0	20	0																				
B.Oliver	1	0	0	0.0	0	0	C.Anderson	3	1	7	7.0	7	0																				
							J.Charles	1	0	0	0.0	0	0																				
Total	33	22	192	8.7	38	3	Total	28	17	219	12.9	44	2																				
INTERCEPTIONS						INTERCEPTIONS						INTERCEPTIONS						INTERCEPTIONS															
	NO	YDS	AVG	LG	TD								NO	YDS	AVG	LG	TD																
A.Phillips	1	4	4.0	4	0	B.Roby	1	0	0.0	0	0																						
Total	1	4	4.0	4	0	Total	1	0	0.0	0	0																						
PUNTING						PUNTING						PUNTING						PUNTING															
	NO	YDS	AVG	NET	TB	IN20	LG						NO	YDS	AVG	NET	TB	IN20	LG														
D.Kaser	5	230	46.0	36.4	0	2	62	R.Dixon	3	144	48.0	49.0	0	2	53																		
Total	5	230	46.0	36.4	0	2	62	Total	3	144	48.0	49.0	0	2	53																		
PUNT RETURNS						PUNT RETURNS						PUNT RETURNS						PUNT RETURNS															
	NO	YDS	AVG	FC	LG	TD							NO	YDS	AVG	FC	LG	TD															
T.Benjamin	1	-3	-3.0	2	-3	0	I.McKenzie	3	48	16.0	0	31	0																				
							[DOWNED]	1	0	0.0	0	0	0																				
							[OUT OF BOUNDS]	1	0	0.0	0	0	0																				
Total	1	-3	-3.0	2	0	0	Total	3	48	16.0	0	31	0																				
KICKOFF RETURNS						KICKOFF RETURNS						KICKOFF RETURNS						KICKOFF RETURNS															
	NO	YDS	AVG	FC	LG	TD							NO	YDS	AVG	FC	LG	TD															
[TOUCHBACK]	5	0	0.0	0	0	0	C.Latimer	1	36	36.0	0	36	0																				
							[TOUCHBACK]	3	0	0.0	0	0	0																				
Total	0	0	0.0	0	0	0	Total	1	36	36.0	0	36	0																				
Los Angeles Chargers													Denver Broncos																				
FUMBLES						FUM	LOST	OWN-REC	YDS	TD	FORCED	OPP-REC	YDS	TD	OUT-BDS	FUMBLES						FUM	LOST	OWN-REC	YDS	TD	FORCED	OPP-REC	YDS	TD	OUT-BDS		
K.Toomer	0	0	0	0	0	0	0	0	0	0	1	0	0	0	0																		
C.Hayward	0	0	0	0	0	0	0	0	0	0	0	1	11	0	0																		
Total	0	0	0	0	0	0	0	0	0	0	1	1	11	0	0																		
Denver Broncos													Denver Broncos											FUM	LOST	OWN-REC	YDS	TD	FORCED	OPP-REC	YDS	TD	OUT-BDS
J.Charles	1	1	0	0	0	0	0	0	0	0	0	0	0	0	0																		
Total	1	1	0	0	0	0	0	0	0	0	0	0	0	0	0																		





## WEEK 2 RECAP - DOLPHINS 19, CHARGERS 17



On a day when the Chargers played their first home game in Los Angeles in nearly 57 years, one of the franchise's all-time greats decided to make some history of his own.

Chargers tight end Antonio Gates caught a seven-yard touchdown pass from quarterback Philip Rivers in the third quarter — the 112th of Gates' career — that broke a tie with Tony Gonzalez for all-time touchdowns among tight ends. But kicker Younghoe Koo missed what would have been a game-winning 44-yard field goal with nine seconds remaining and the Miami Dolphins beat the Chargers 19-17 Sunday at StubHub Center.

Eighty-five of Gates' career touchdown receptions have come from Rivers, who finished the game 31-of-39 for 331 yards and the one historic touchdown.

Miami's first offensive possession of the game was a 13-play, 70-yard drive that ended in a 30-yard Cody Parkey field goal to make the score 3-0 Miami.

The Chargers' first scoring drive was set up by a 23-yard punt return by wide receiver Travis Benjamin. Six plays later, Koo connected on a 41-yard field goal — the first of his NFL career — to tie the game at 3-3.

The first-ever regular season touchdown at StubHub Center was a one-yard rush by running back Melvin Gordon with 5:01 remaining in the second quarter to make it 10-3

Bolts after a Koo extra point. The score was set up by two big plays: a 26-yard rush by running back Branden Oliver, and a 24-yard reception from Rivers to wide receiver Keenan Allen that got the ball to the Dolphins' four-yard line.

The Chargers took a 10-3 lead into halftime, but Miami swiftly responded. Dolphins quarterback Jay Cutler found wide receiver Kenny Stills for a 29-yard touchdown on the seventh play of a 75-yard drive to open the second half.

The next Chargers drive resulted in Gates' historic touchdown to make the score 17-10 Los Angeles after another Koo extra point.

Miami responded with nine unanswered points, including a 54-yard field goal by Parkey with 1:10 remaining in the game to put the Dolphins up 19-17.

Allen finished the game with nine catches for 100 yards. Gordon was held to 13 yards on nine rushes, but chipped in with seven catches for 65 yards. After being shut out Monday night, tight end Hunter Henry caught seven passes for 80 yards.

Dolphins running back Jay Ajayi had 122 yards on 28 carries and wide receiver Jarvis Landry hauled in 13 receptions for 78 yards. Cutler finished the game 24-of-33 for 230 yards and a touchdown.

	1	2	3	4	OT	Total
VISITOR:	3	0	10	6	0	19
HOME:	0	10	7	0	0	17

### Scoring Plays

Team	Qtr	Time	Play Description (Extra Point) (Drive Info)	Visitor	Home
Dolphins	1	7:07	C.Parkey 30 yd. Field Goal (13-70, 6:18)	3	0
Chargers	2	13:41	Y.Koo 41 yd. Field Goal (6-23, 2:36)	3	3
Chargers	2	5:01	M.Gordon 1 yd. run (Y.Koo kick) (7-70, 3:57)	3	10
Dolphins	3	12:07	K.Stills 29 yd. pass from J.Cutler (C.Parkey kick) (7-75, 2:53)	10	10
Chargers	3	8:18	A.Gates 7 yd. pass from P.Rivers (Y.Koo kick) (8-77, 3:49)	10	17
Dolphins	3	2:43	C.Parkey 28 yd. Field Goal (12-67, 5:35)	13	17
Dolphins	4	6:28	C.Parkey 35 yd. Field Goal (14-64, 7:05)	16	17
Dolphins	4	1:05	C.Parkey 54 yd. Field Goal (5-15, 1:57)	19	17
Paid Attendance: 25,381				Time: 2:54	

Miami Dolphins vs Los Angeles Chargers  
9/17/2017 at StubHub Center

### Final Team Statistics

	Visitor Dolphins	Home Chargers
<b>TOTAL FIRST DOWNS</b>	21	24
By Rushing	6	3
By Passing	13	19
By Penalty	2	2
<b>THIRD DOWN EFFICIENCY</b>	5-13-38%	2-8-25%
<b>FOURTH DOWN EFFICIENCY</b>	0-1-0%	0-0-0%
<b>TOTAL NET YARDS</b>	336	367
Total Offensive Plays (inc. times thrown passing)	68	54
Average gain per offensive play	4.9	6.8
<b>NET YARDS RUSHING</b>	111	44
Total Rushing Plays	32	14
Average gain per rushing play	3.5	3.1
Tackles for a loss-number and yards	6-16	4-8
<b>NET YARDS PASSING</b>	225	323
Times thrown - yards lost attempting to pass	2-5	1-8
Gross yards passing	230	331
<b>PASS ATTEMPTS-COMPLETIONS-HAD INTERCEPTED</b>	34-24-0	39-31-0
Avg gain per pass play (inc.# thrown passing)	6.3	8.1
<b>KICKOFFS Number-In End Zone-Touchbacks</b>	6-3-2	4-3-1
<b>PUNTS Number and Average</b>	3-43.3	4-42.5
Had Blocked	0	0
<b>FGs - PATs Had Blocked</b>	0-0	0-0
<b>Net Punting Average</b>	29.0	37.3
<b>TOTAL RETURN YARDAGE (Not Including Kickoffs)</b>	21	23
No. and Yards Punt Returns	3-21	1-23
No. and Yards Kickoff Returns	3-71	4-86
No. and Yards Interception Returns	0-0	0-0
<b>PENALTIES Number and Yards</b>	5-23	6-56
<b>FUMBLES Number and Lost</b>	0-0	0-0
<b>TOUCHDOWNS</b>	1	2
Rushing	0	1
Passing	1	1
<b>EXTRA POINTS Made-Attempts</b>	1-1	2-2
Kicking Made-Attempts	1-1	2-2
<b>FIELD GOALS Made-Attempts</b>	4-4	1-3
<b>RED ZONE EFFICIENCY</b>	0-3-0%	2-3-67%
<b>GOAL TO GO EFFICIENCY</b>	0-2-0%	2-2-100%
<b>SAFETIES</b>	0	0
<b>FINAL SCORE</b>	19	17
<b>TIME OF POSSESSION</b>	33:22	26:38

Miami Dolphins vs Los Angeles Chargers  
9/17/2017 at StubHub Center

### Final Individual Statistics

Miami Dolphins											Los Angeles Chargers										
RUSHING											RUSHING										
	ATT	YDS	AVG	LG	TD						ATT	YDS	AVG	LG	TD						
J.Ajayi	28	122	4.4	20	0	B.Oliver	3	31	10.3	26	0										
J.Cutler	2	-1	-0.5	0	0	M.Gordon	9	13	1.4	11	1										
K.Drake	1	-3	-3.0	-3	0	D.Watt	1	0	0.0	0	0										
J.Landry	1	-7	-7.0	-7	0	P.Rivers	1	0	0.0	0	0										
Total	32	111	3.5	20	0	Total	14	44	3.1	26	1										
PASSING											PASSING										
	ATT	CMP	YDS	SK/YD	TD	LG	IN	RT			ATT	CMP	YDS	SK/YD	TD	LG	IN	RT			
J.Cutler	33	24	230	2/5	1	31	0	101.8	P.Rivers	39	31	331	1/8	1	24	0	110.6				
J.Landry	1	0	0	0/0	0	0	0	39.6	Total	39	31	331	1/8	1	24	0	110.6				
Total	34	24	230	2/5	1	31	0	98.9	Total	39	31	331	1/8	1	24	0	110.6				
PASS RECEIVING											PASS RECEIVING										
	TAR	REC	YDS	AVG	LG	TD					TAR	REC	YDS	AVG	LG	TD					
J.Landry	15	13	78	6.0	18	0	K.Allen	10	9	100	11.1	24	0								
D.Parker	9	4	85	21.3	31	0	H.Henry	7	7	80	11.4	17	0								
J.Thomas	3	3	26	8.7	11	0	M.Gordon	8	7	65	9.3	16	0								
K.Stills	5	2	37	18.5	29	1	Ty.Williams	4	4	54	13.5	23	0								
J.Ajayi	2	2	4	2.0	3	0	A.Gates	4	2	11	5.5	7	1								
							T.Benjamin	3	1	11	11.0	11	0								
							S.McGrath	1	1	10	10.0	10	0								
							D.Inman	2	0	0	0.0	0	0								
Total	34	24	230	9.6	31	1	Total	39	31	331	10.7	24	1								
INTERCEPTIONS											INTERCEPTIONS										
	NO	YDS	AVG	LG	TD						NO	YDS	AVG	LG	TD						
Total	0	0	0	0	0	Total	0	0	0	0	0	0	0	0	0						
PUNTING											PUNTING										
	NO	YDS	AVG	NET	TB	IN20	LG				NO	YDS	AVG	NET	TB	IN20	LG				
M.Hack	3	130	43.3	29.0	1	0	58	D.Kaser	4	170	42.5	37.3	0	3	58						
Total	3	130	43.3	29.0	1	0	58	Total	4	170	42.5	37.3	0	3	58						
PUNT RETURNS											PUNT RETURNS										
	NO	YDS	AVG	FC	LG	TD					NO	YDS	AVG	FC	LG	TD					
J.Grant	3	21	7.0	0	14	0	T.Benjamin	1	23	23.0	0	23	0								
[DOWNED]	1	0	0.0	0	0	0	[OUT OF BOUNDS]	1	0	0.0	0	0	0								
							[TOUCHBACK]	1	0	0.0	0	0	0								
Total	3	21	7.0	0	14	0	Total	1	23	23.0	0	23	0								
KICKOFF RETURNS											KICKOFF RETURNS										
	NO	YDS	AVG	FC	LG	TD					NO	YDS	AVG	FC	LG	TD					
K.Drake	3	71	23.7	0	34	0	A.Ekeler	3	49	16.3	0	22	0								
[TOUCHBACK]	1	0	0.0	0	0	0	D.King	1	17	17.0	0	17	0								
							[TOUCHBACK]	2	0	0.0	0	0	0								
Total	3	71	23.7	0	34	0	Total	4	66	16.5	0	22	0								
Miami Dolphins FUMBLES											Los Angeles Chargers FUMBLES										
	FUM	LOST	OWN-REC	YDS	TD	FORCED	OPP-REC	YDS	TD	OUT-BDS		FUM	LOST	OWN-REC	YDS	TD	FORCED	OPP-REC	YDS	TD	OUT-BDS
Total	0	0	0	0	0	0	0	0	0	0		0	0	0	0	0	0	0	0	0	0





## WEEK 3 RECAP - CHIEFS 24, CHARGERS 10



The Los Angeles Chargers lost to the Kansas City Chiefs 24-10 Sunday at StubHub Center, falling to 0-3 on the season.

Quarterback Philip Rivers threw three first-half interceptions, which led to 17 of Kansas City's 24 points. Chiefs rookie running back Kareem Hunt finished the game with 172 rushing yards on 17 carries (10.1 yards per carry) and a touchdown.

Rivers was intercepted on the game's first possession by Chiefs cornerback Terrance Mitchell at the Chargers' 43-yard line. Four plays later, Chiefs quarterback Alex Smith connected with speedy wide receiver Tyreek Hill on a 30-yard touchdown strike to make it 7-0 after a Cairo Santos extra point.

Los Angeles' second possession looked much like the first. Rivers threw his second interception in as many drives, this time to Pro Bowl cornerback Marcus Peters. Four plays later, Smith tossed a six-yard shovel pass to wide receiver Albert Wilson for a touchdown to make it 14-0 after another Santos extra point.

Down two scores, the Chargers responded with a nine-play, 89-yard drive capped off by an 11-yard touchdown run by running back Melvin Gordon. Los Angeles trailed 14-7 after the first quarter. Gordon rushed for 78 yards on 15 carries (5.2 yards per carry) in

the first half.

Rivers threw his third interception early in the second quarter to Mitchell -- his second of the game. The Chiefs converted on a 34-yard Santos field goal to increase their lead to 17-7. A 29-yard field goal by Younghoe Koo cut the Chiefs' lead to 17-10 at the half. After a scoreless third quarter, Kansas City iced the game in the fourth quarter with a 69-yard touchdown rush by Hunt.

Defensive end Melvin Ingram led the Chargers with three sacks. Wide receiver Travis Benjamin caught five passes for 105 yards. Rivers finished the game 20-of-39 for 237 yards.

Sunday's win gave the Chiefs their 12th straight in the AFC West, and seventh straight over the Chargers.

In a moment of solidarity before the game, Chargers Owner and Chairman of the Board Dean Spanos locked arms with the players during the singing of the National Anthem. Read the entire statement on Chargers team unity.

		1	2	3	4	OT	Total
VISITOR:	Kansas City Chiefs	14	3	0	7	0	24
HOME:	Los Angeles Chargers	7	3	0	0	0	10

### Scoring Plays

Team	Qtr	Time	Play Description (Extra Point) (Drive Info)	Visitor	Home
Chiefs	1	12:03	T.Hill 30 yd. pass from A.Smith (C.Santos kick) (4-43, 1:56)	7	0
Chiefs	1	5:33	A.Wilson 6 yd. pass from A.Smith (C.Santos kick) (4-34, 2:11)	14	0
Chargers	1	0:05	M.Gordon 11 yd. run (Y.Koo kick) (9-89, 5:28)	14	7
Chiefs	2	4:30	C.Santos 34 yd. Field Goal (9-37, 6:09)	17	7
Chargers	2	0:00	Y.Koo 29 yd. Field Goal (13-64, 4:30)	17	10
Chiefs	4	1:49	K.Hunt 69 yd. run (C.Santos kick) (4-80, 1:16)	24	10
Paid Attendance: 25,386				Time: 3:08	

Kansas City Chiefs vs Los Angeles Chargers  
9/24/2017 at StubHub Center

### Final Team Statistics

	Visitor Chiefs	Home Chargers
<b>TOTAL FIRST DOWNS</b>	16	24
By Rushing	8	5
By Passing	7	13
By Penalty	1	6
<b>THIRD DOWN EFFICIENCY</b>	4-12-33%	5-13-38%
<b>FOURTH DOWN EFFICIENCY</b>	0-1-0%	0-0-0%
<b>TOTAL NET YARDS</b>	311	330
Total Offensive Plays (inc. times thrown passing)	51	68
Average gain per offensive play	6.1	4.9
<b>NET YARDS RUSHING</b>	189	104
Total Rushing Plays	25	26
Average gain per rushing play	7.6	4.0
Tackles for a loss-number and yards	3-7	5-9
<b>NET YARDS PASSING</b>	122	226
Times thrown - yards lost attempting to pass	5-33	2-11
Gross yards passing	155	237
<b>PASS ATTEMPTS-COMPLETIONS-HAD INTERCEPTED</b>	21-16-0	40-20-3
Avg gain per pass play (inc.# thrown passing)	4.7	5.4
<b>KICKOFFS Number-In End Zone-Touchbacks</b>	5-5-2	2-2-0
<b>PUNTS Number and Average</b>	5-49.8	5-50.0
Had Blocked	0	0
<b>FGs - PATs Had Blocked</b>	0-0	0-0
<b>Net Punting Average</b>	47.4	40.0
<b>TOTAL RETURN YARDAGE (Not Including Kickoffs)</b>	48	12
No. and Yards Punt Returns	2-10	3-12
No. and Yards Kickoff Returns	2-46	3-64
No. and Yards Interception Returns	3-38	0-0
<b>PENALTIES Number and Yards</b>	13-122	8-61
<b>FUMBLES Number and Lost</b>	2-0	0-0
<b>TOUCHDOWNS</b>	3	1
Rushing	1	1
Passing	2	0
<b>EXTRA POINTS Made-Attempts</b>	3-3	1-1
Kicking Made-Attempts	3-3	1-1
<b>FIELD GOALS Made-Attempts</b>	1-1	1-1
<b>RED ZONE EFFICIENCY</b>	1-2-50%	1-3-33%
<b>GOAL TO GO EFFICIENCY</b>	1-1-100%	0-1-0%
<b>SAFETIES</b>	0	0
<b>FINAL SCORE</b>	24	10
<b>TIME OF POSSESSION</b>	30:26	29:34

Kansas City Chiefs vs Los Angeles Chargers  
9/24/2017 at StubHub Center

### Final Individual Statistics

Kansas City Chiefs													Los Angeles Chargers												
RUSHING													RUSHING												
	ATT	YDS	AVG	LG	TD								ATT	YDS	AVG	LG	TD								
K.Hunt	17	172	10.1	69	1	M.Gordon	17	79	4.6	14	1														
T.Hill	3	13	4.3	9	0	B.Oliver	8	16	2.0	6	0														
A.Smith	2	9	4.5	5	0	T.Benjamin	1	9	9.0	9	0														
C.West	2	-1	-0.5	1	0																				
A.Wilson	1	-4	-4.0	-4	0																				
Total	25	189	7.6	69	1	Total							26	104	4.0	14	1								
PASSING													PASSING												
	ATT	CMP	YDS	SK/YD	TD	LG	IN	RT					ATT	CMP	YDS	SK/YD	TD	LG	IN	RT					
A.Smith	21	16	155	5/33	2	30	0	128.1	P.Rivers	40	20	237	2/11	0	44	3	37.2								
Total	21	16	155	5/33	2	30	0	128.1	Total	40	20	237	2/11	0	44	3	37.2								
PASS RECEIVING													PASS RECEIVING												
	TAR	REC	YDS	AVG	LG	TD							TAR	REC	YDS	AVG	LG	TD							
T.Hill	8	5	77	15.4	30	1	T.Benjamin	8	5	105	21.0	44	0												
A.Wilson	4	3	18	6.0	11	1	K.Allen	9	5	61	12.2	17	0												
C.West	2	2	14	7.0	11	0	B.Oliver	6	4	18	4.5	11	0												
D.Robinson	2	2	9	4.5	7	0	A.Gates	5	2	30	15.0	16	0												
D.Thomas	1	1	14	14.0	14	0	Ty.Williams	7	2	15	7.5	14	0												
A.Sherman	1	1	11	11.0	11	0	A.Ekeler	1	1	6	6.0	6	0												
K.Hunt	1	1	11	11.0	11	0	D.Inman	1	1	2	2.0	2	0												
T.Kelce	1	1	1	1.0	1	0	M.Gordon	2	0	0	0.0	0	0												
C.Conley	1	0	0	0.0	0	0																			
Total	21	16	155	9.7	30	2	Total	39	20	237	11.9	44	0												
INTERCEPTIONS													INTERCEPTIONS												
	NO	YDS	AVG	LG	TD								NO	YDS	AVG	LG	TD								
T.Mitchell	2	0	0.0	0	0																				
M.Peters	1	38	38.0	38	0																				
Total	3	38	12.7	38	0	Total							0	0	0.0	0	0								
PUNTING													PUNTING												
	NO	YDS	AVG	NET	TB	IN20	LG						NO	YDS	AVG	NET	TB	IN20	LG						
D.Colquitt	5	249	49.8	47.4	0	3	63	D.Kaser	5	250	50.0	40.0	2	2	66										
Total	5	249	49.8	47.4	0	3	63	Total	5	250	50.0	40.0	2	2	66										
PUNT RETURNS													PUNT RETURNS												
	NO	YDS	AVG	FC	LG	TD							NO	YDS	AVG	FC	LG	TD							
T.Hill	2	10	5.0	0	9	0	T.Benjamin	3	12	4.0	2	9	0												
[DOWNED]	1	0	0.0	0	0	0																			
[TOUCHBACK]	2	0	0.0	0	0	0																			
Total	2	10	5.0	0	9	0	Total	3	12	4.0	2	9	0												
KICKOFF RETURNS													KICKOFF RETURNS												
	NO	YDS	AVG	FC	LG	TD							NO	YDS	AVG	FC	LG	TD							
A.Hunt	2	66	33.0	0	42	0	D.King	3	64	21.3	0	25	0												
							[TOUCHBACK]	2	0	0.0	0	0	0												
Total	2	66	33.0	0	42	0	Total	3	64	21.3	0	25	0												
Kansas City Chiefs													Los Angeles Chargers												
FUMBLES													FUMBLES												
	FUM	LOST	OWN-REC	YDS	TD	FORCED	OPP-REC	YDS	TD	OUT-BDS			FUM	LOST	OWN-REC	YDS	TD	FORCED	OPP-REC	YDS	TD	OUT-BDS			
C.West	1	0		1	0	0	0	0	0	0			0	0		0	0	0	0	0	0	0			
Z.Fulton	1	0		0	0	0	0	0	0	0			0	0		0	0	0	0	0	0	0			
A.Smith	0	0		1	0	0	0	0	0	0			0	0		0	0	0	0	0	0	0			
Total	2	0		2	0	0	0	0	0	0			0	0		0	0	0	0	0	0	0			
Kansas City Chiefs													Los Angeles Chargers												
FUMBLES													FUMBLES												
	FUM	LOST	OWN-REC	YDS	TD	FORCED	OPP-REC	YDS	TD	OUT-BDS			FUM	LOST	OWN-REC	YDS	TD	FORCED	OPP-REC	YDS	TD	OUT-BDS			
C.Liuguet	0	0		0	0	0	1	0	0	0			0	0		0	0	0	0	0	0	0			
Total	0	0		0	0	0	1	0	0	0			0	0		0	0	0	0	0	0	0			





## WEEK 4 RECAP - EAGLES 26, CHARGERS 24



The Los Angeles Chargers fell to 0-4 on Sunday, losing to the Philadelphia Eagles 26-24 at StubHub Center.

Chargers quarterback Philip Rivers went 22-of-38 for 347 yards and two touchdowns, but Philadelphia rushed for 214 yards and possessed the ball for over 39 minutes. Their final drive chewed up the last 6:44 of the game.

On the first possession of the game, Eagles defensive end Chris Long strip-sacked Rivers and the ball was recovered by rookie defensive end Derek Barnett. Philadelphia capitalized with an eight-yard touchdown from quarterback Carson Wentz to wide receiver Alshon Jeffery for the game's first score. A 45-yard Jake Elliott field goal on the Eagles' next possession made it 10-0 after the first quarter.

After another Elliott field goal, the Chargers offense connected on their biggest play of the season. Rivers found wide receiver Tyrell Williams for a 75-yard touchdown. Younghoe Koo's extra-point cut Philadelphia's lead to 13-7.

Late in the second quarter, Rivers and wide receiver Keenan Allen connected on a 49-yard reception — the team's second-longest play of 2017 — to set up a 28-yard Koo field goal that made the score 16-10 Eagles at the half.

With Philadelphia leading 19-10 in the fourth quarter, Chargers undrafted rookie running back Austin Ekeler rushed for a 35-yard touchdown that sliced the deficit to 19-17 after a Koo extra point.

The Eagles responded with a drive that included momentum-shifting 68-yard rush by LeGarrette Blount. Five plays later, Wendell Smallwood rushed for a two-yard touchdown.

Allen caught five balls for 138 yards. Williams finished the game with five catches for 115 yards and a touchdown. Chargers tight end Hunter Henry scored his first touchdown of the season.

		1	2	3	4	OT	Total
VISITOR:	Philadelphia Eagles	10	6	3	7	0	26
HOME:	Los Angeles Chargers	0	10	0	14	0	24

### Scoring Plays

Team	Qtr	Time	Play Description (Extra Point) (Drive Info)	Visitor	Home
Eagles	1	8:00	A.Jeffery 8 yd. pass from C.Wentz (J.Elliott kick) (8-68, 4:44)	7	0
Eagles	1	0:05	J.Elliott 45 yd. Field Goal (11-65, 5:35)	10	0
Eagles	2	6:42	J.Elliott 40 yd. Field Goal (11-58, 5:15)	13	0
Chargers	2	6:32	Ty.Williams 75 yd. pass from P.Rivers (Y.Koo kick) (1-75, 0:10)	13	7
Eagles	2	4:08	J.Elliott 53 yd. Field Goal (8-40, 2:24)	16	7
Chargers	2	0:00	Y.Koo 28 yd. Field Goal (8-77, 0:56)	16	10
Eagles	3	0:55	J.Elliott 47 yd. Field Goal (13-60, 6:51)	19	10
Chargers	4	13:42	A.Ekeler 35 yd. run (Y.Koo kick) (7-75, 2:13)	19	17
Eagles	4	9:14	W.Smallwood 3 yd. run (J.Elliott kick) (7-75, 4:28)	26	17
Chargers	4	6:44	H.Henry 4 yd. pass from P.Rivers (Y.Koo kick) (8-75, 2:30)	26	24

Paid Attendance: 25,374

Time: 2:46

Philadelphia Eagles vs Los Angeles Chargers  
10/1/2017 at StubHub Center

### Final Team Statistics

	Visitor Eagles	Home Chargers
<b>TOTAL FIRST DOWNS</b>	26	18
By Rushing	12	3
By Passing	11	12
By Penalty	3	3
<b>THIRD DOWN EFFICIENCY</b>	9-16-56%	5-10-50%
<b>FOURTH DOWN EFFICIENCY</b>	1-1-100%	0-0-0%
<b>TOTAL NET YARDS</b>	454	400
Total Offensive Plays (inc. times thrown passing)	74	53
Average gain per offensive play	6.1	7.5
<b>NET YARDS RUSHING</b>	214	58
Total Rushing Plays	42	13
Average gain per rushing play	5.1	4.5
Tackles for a loss-number and yards	4-13	4-13
<b>NET YARDS PASSING</b>	240	342
Times thrown - yards lost attempting to pass	1-2	2-5
Gross yards passing	242	347
<b>PASS ATTEMPTS-COMPLETIONS-HAD INTERCEPTED</b>	31-17-0	38-22-0
Avg gain per pass play (inc.# thrown passing)	7.5	8.6
<b>KICKOFFS Number-In End Zone-Touchbacks</b>	7-7-7	4-4-4
<b>PUNTS Number and Average</b>	2-47.5	4-47.8
Had Blocked	0	0
<b>FGs - PATs Had Blocked</b>	0-0	0-0
<b>Net Punting Average</b>	46.0	39.0
<b>TOTAL RETURN YARDAGE (Not Including Kickoffs)</b>	15	3
No. and Yards Punt Returns	3-15	2-3
No. and Yards Kickoff Returns	0-0	0-0
No. and Yards Interception Returns	0-0	0-0
<b>PENALTIES Number and Yards</b>	9-58	9-39
<b>FUMBLES Number and Lost</b>	1-0	2-1
<b>TOUCHDOWNS</b>	2	3
Rushing	1	1
Passing	1	2
<b>EXTRA POINTS Made-Attempts</b>	2-2	3-3
Kicking Made-Attempts	2-2	3-3
<b>FIELD GOALS Made-Attempts</b>	4-4	1-1
<b>RED ZONE EFFICIENCY</b>	2-4-50%	1-2-50%
<b>GOAL TO GO EFFICIENCY</b>	2-2-100%	1-1-100%
<b>SAFETIES</b>	0	0
<b>FINAL SCORE</b>	26	24
<b>TIME OF POSSESSION</b>	39:18	20:42

Philadelphia Eagles vs Los Angeles Chargers  
10/1/2017 at StubHub Center

### Final Individual Statistics

Philadelphia Eagles													Los Angeles Chargers												
RUSHING							RUSHING							RUSHING											
	ATT	YDS	AVG	LG	TD									ATT	YDS	AVG	LG	TD							
L.Blount	16	136	8.5	68	0	A.Ekeler							1	35	35.0	35	1								
W.Smallwood	10	34	3.4	11	1	M.Gordon							10	22	2.2	12	0								
C.Clement	10	30	3.0	10	0	B.Oliver							2	1	0.5	6	0								
C.Wentz	6	14	2.3	12	0																				
Total	42	214	5.1	68	1	Total							13	58	4.5	35	1								
PASSING							PASSING							PASSING											
	ATT	CMP	YDS	SK/YD	TD	LG	IN	RT						ATT	CMP	YDS	SK/YD	TD	LG	IN	RT				
C.Wentz	31	17	242	1/2	1	38	0	91.1	P.Rivers				38	22	347	2/5	2	75	0	105.9					
Total	31	17	242	1/2	1	38	0	91.1	Total				38	22	347	2/5	2	75	0	105.9					
PASS RECEIVING							PASS RECEIVING							PASS RECEIVING											
	TAR	REC	YDS	AVG	LG	TD								TAR	REC	YDS	AVG	LG	TD						
Z.Ertz	8	5	81	16.2	38	0	K.Allen						11	5	138	27.6	50	0							
W.Smallwood	6	4	45	11.3	24	0	Ty.Williams						6	5	115	23.0	75	1							
N.Agholor	4	3	58	19.3	36	0	A.Gates						5	3	18	6.0	9	0							
A.Jeffery	6	3	29	9.7	13	1	A.Ekeler						2	2	23	11.5	12	0							
L.Blount	1	1	20	20.0	20	0	T.Benjamin						5	2	21	10.5	19	0							
T.Smith	3	1	9	9.0	9	0	H.Henry						3	2	16	8.0	12	1							
B.Celek	1	0	0	0.0	0	0	M.Gordon						3	1	7	7.0	7	0							
M.Johnson	1	0	0	0.0	0	0	D.Inman						1	1	7	7.0	7	0							
							B.Oliver						1	1	2	2.0	2	0							
Total	30	17	242	14.2	38	1	Total						37	22	347	15.8	75	2							
INTERCEPTIONS							INTERCEPTIONS							INTERCEPTIONS											
	NO	YDS	AVG	LG	TD									NO	YDS	AVG	LG	TD							
Total	0	0	0	0	0	0	Total						0	0	0	0	0	0							
PUNTING							PUNTING							PUNTING											
	NO	YDS	AVG	NET	TB	IN20	LG							NO	YDS	AVG	NET	TB	IN20	LG					
D.Jones	2	95	47.5	46.0	0	2	54	D.Kaser					4	191	47.8	39.0	1	2	53						
Total	2	95	47.5	46.0	0	2	54	Total					4	191	47.8	39.0	1	2	53						
PUNT RETURNS							PUNT RETURNS							PUNT RETURNS											
	NO	YDS	AVG	FC	LG	TD								NO	YDS	AVG	FC	LG	TD						
K.Barnes	3	15	5.0	0	13	0	T.Benjamin						2	3	1.5	0	3	0							
[TOUCHBACK]	1	0	0.0	0	0	0																			
Total	3	15	5.0	0	13	0	Total						2	3	1.5	0	3	0							
KICKOFF RETURNS							KICKOFF RETURNS							KICKOFF RETURNS											
	NO	YDS	AVG	FC	LG	TD								NO	YDS	AVG	FC	LG	TD						
[TOUCHBACK]	4	0	0.0	0	0	0	[TOUCHBACK]						7	0	0.0	0	0	0							
Total	0	0	0.0	0	0	0	Total						0	0	0.0	0	0	0							
Philadelphia Eagles FUMBLES													Los Angeles Chargers FUMBLES												
	FUM	LOST	OWN-REC	YDS	TD	FORCED	OPP-REC	YDS	TD	OUT-BDS				FUM	LOST	OWN-REC	YDS	TD	FORCED	OPP-REC	YDS	TD	OUT-BDS		
C.Wentz	1	0		1	-3	0	0	0	0	0				1	0		1	0	0	0	0	0	0		
C.Long	0	0		0	0	0	1	0	0	0				0	0		0	0	0	0	0	0	0		
D.Barnett	0	0		0	0	0	0	1	0	0				0	0		0	0	0	0	0	0	0		
Total	1	0		1	-3	0	1	1	0	0				1	0		1	0	0	0	0	0	0		
Los Angeles Chargers FUMBLES													Philadelphia Eagles FUMBLES												
	FUM	LOST	OWN-REC	YDS	TD	FORCED	OPP-REC	YDS	TD	OUT-BDS				FUM	LOST	OWN-REC	YDS	TD	FORCED	OPP-REC	YDS	TD	OUT-BDS		
T.Benjamin	1	0		1	0	0	0	0	0	0				1	0		1	0	0	0	0	0	0		
P.Rivers	1	1		0	0	0	0	0	0	0				1	1		0	0	0	0	0	0	0		
Total	2	1		1	0	0	0	0	0	0				2	1		1	0	0	0	0	0	0		





## WEEK 5 RECAP - CHARGERS 27, GIANTS 22



The Los Angeles Chargers weren't seeking style points on Sunday.

In a game that included a combined 14 punts and 21 penalties, running back Melvin Gordon rose above the ugliness with 163 total yards from scrimmage and two touchdowns in a 27-22 victory over the New York Giants at MetLife Stadium — the Bolts' first win of the season.

The game's turning point occurred with four minutes remaining in the fourth quarter when defensive end Melvin Ingram sacked Giants quarterback Eli Manning, who fumbled. Ingram recovered the football at the Giants' 11-yard line and three plays later, quarterback Philip Rivers found Gordon for a ten-yard touchdown reception, which ended up being the game-winning score.

It was a game plagued with penalties, unforced errors and missed connections. On a third-and-seven in the first quarter, miscommunication lead to a botched snap by center Spencer Pulley that Rivers batted out of the end zone for a safety to make it 2-0 Giants. Chargers opponents have now scored first in every game this season.

Later in the first quarter, Orleans Darkwa dashed 23 yards for a touchdown — the first rushing score from a Giants running back this season. New York led 9-0 after the opening quarter.

The Chargers answered with a six-yard touchdown reception from Rivers to running back Gordon that cut the lead to 9-7 after the newly acquired Nick Novak connected on the extra point. Novak added a 20-yard field goal to give Los Angeles the lead at halftime.

With Giants wide receivers Sterling Shepard and Brandon Marshall out of the game with injuries, Eli Manning found Roger Lewis on New York's next possession for a 29-yard touchdown catch to regain the lead.

Rivers responded on the next Chargers' possession by connecting with tight end Hunter Henry for a 25-yard touchdown. Los Angeles took a 17-16 lead into the fourth quarter after the 12-play, 90-yard drive.

The back-and-forth continued as Manning hooked up with Odell Beckham Jr. for a 48-yard touchdown strike on the third play of the fourth quarter. The failed two-point conversion put New York up 22-17 before the Chargers scored the last ten points of the game.

Chargers defensive end Joey Bosa registered two sacks, both in the first quarter. Bosa now has 4.5 sacks on the season. Ingram also notched two sacks. Tre Boston intercepted Manning late in the fourth quarter to seal the victory.

		1	2	3	4	OT	Total
VISITOR:	Los Angeles Chargers	0	10	7	10	0	27
HOME:	New York Giants	9	0	7	6	0	22

### Scoring Plays

Team	Qtr	Time	Play Description (Extra Point) (Drive Info)	Visitor	Home
Giants	1	8:53	S.Pulley fumble out of bounds in end zone for a Safety	0	2
Giants	1	2:16	O.Darkwa 23 yd. run (A.Rosas kick) (5-64, 2:19)	0	9
Chargers	2	13:01	M.Gordon 6 yd. pass from P.Rivers (N.Novak kick) (8-77, 4:15)	7	9
Chargers	2	0:06	N.Novak 20 yd. Field Goal (12-49, 2:36)	10	9
Giants	3	6:46	R.Lewis 29 yd. pass from E.Manning (A.Rosas kick) (9-80, 4:10)	10	16
Chargers	3	0:40	H.Henry 25 yd. pass from P.Rivers (N.Novak kick) (12-92, 6:06)	17	16
Giants	4	13:31	O.Beckham 48 yd. pass from E.Manning (pass failed) (5-75, 2:09)	17	22
Chargers	4	4:50	N.Novak 31 yd. Field Goal (11-48, 4:15)	20	22
Chargers	4	2:58	M.Gordon 10 yd. pass from P.Rivers (N.Novak kick) (3-11, 0:48)	27	22

Los Angeles Chargers vs New York Giants  
10/8/2017 at MetLife Stadium

### Final Team Statistics

	Visitor Chargers	Home Giants
<b>TOTAL FIRST DOWNS</b>	21	18
By Rushing	7	9
By Passing	12	8
By Penalty	2	1
<b>THIRD DOWN EFFICIENCY</b>	8-18-44%	5-15-33%
<b>FOURTH DOWN EFFICIENCY</b>	0-0-0%	0-1-0%
<b>TOTAL NET YARDS</b>	382	335
Total Offensive Plays (inc. times thrown passing)	73	66
Average gain per offensive play	5.2	5.1
<b>NET YARDS RUSHING</b>	124	152
Total Rushing Plays	29	25
Average gain per rushing play	4.3	6.1
Tackles for a loss-number and yards	2-3	2-4
<b>NET YARDS PASSING</b>	258	183
Times thrown - yards lost attempting to pass	0-0	5-42
Gross yards passing	258	225
<b>PASS ATTEMPTS-COMPLETIONS-HAD INTERCEPTED</b>	44-21-1	36-21-1
Avg gain per pass play (inc. # thrown passing)	5.9	4.5
<b>KICKOFFS Number-In End Zone-Touchbacks</b>	7-4-1	4-2-2
<b>PUNTS Number and Average</b>	6-55.5	8-44.1
Had Blocked	0	0
<b>FGs - PATs Had Blocked</b>	0-0	0-0
<b>Net Punting Average</b>	45.8	37.3
<b>TOTAL RETURN YARDAGE (Not Including Kickoffs)</b>	50	38
No. and Yards Punt Returns	3-35	3-38
No. and Yards Kickoff Returns	2-37	6-124
No. and Yards Interception Returns	1-15	1-0
<b>PENALTIES Number and Yards</b>	11-87	10-67
<b>FUMBLES Number and Lost</b>	2-0	2-1
<b>TOUCHDOWNS</b>	3	3
Rushing	0	1
Passing	3	2
<b>EXTRA POINTS Made-Attempts</b>	3-3	2-3
Kicking Made-Attempts	3-3	2-2
Passing Made-Attempts	0-0	0-1
<b>FIELD GOALS Made-Attempts</b>	2-2	0-0
<b>RED ZONE EFFICIENCY</b>	2-5-40%	0-0-0%
<b>GOAL TO GO EFFICIENCY</b>	1-3-33%	0-0-0%
<b>SAFETIES</b>	0	1
<b>FINAL SCORE</b>	27	22
<b>TIME OF POSSESSION</b>	31:45	28:15

Los Angeles Chargers vs New York Giants  
10/8/2017 at MetLife Stadium

### Final Individual Statistics

Los Angeles Chargers											New York Giants										
RUSHING											RUSHING										
	ATT	YDS	AVG	LG	TD							ATT	YDS	AVG	LG	TD					
M.Gordon	20	105	5.3	16	0	O.Darkwa	8	49	8.6	23	1										
T.Benjamin	1	14	14.0	14	0	W.Gallman	11	57	5.2	15	0										
P.Rivers	4	5	1.3	8	0	S.Vereen	5	18	3.6	5	0										
A.Ekeler	4	0	0.0	2	0	O.Beckham	1	8	8.0	8	0										
Total	29	124	4.3	16	0	Total	25	152	6.1	23	1										
PASSING											PASSING										
	ATT	CMP	YDS	SK/YD	TD	LG	IN	RT				ATT	CMP	YDS	SK/YD	TD	LG	IN	RT		
P.Rivers	44	21	258	0/0	3	25	1	79.5	E.Manning	36	21	225	5/42	2	48	1	83.7				
Total	44	21	258	0/0	3	25	1	79.5	Total	36	21	225	5/42	2	48	1	83.7				
PASS RECEIVING											PASS RECEIVING										
	TAR	REC	YDS	AVG	LG	TD						TAR	REC	YDS	AVG	LG	TD				
M.Gordon	8	6	58	9.7	22	2	O.Beckham	8	5	97	19.4	48	1								
K.Allen	12	4	67	16.8	18	0	W.Gallman	5	5	25	5.0	8	0								
H.Henry	8	3	42	14.0	25	1	S.Vereen	5	4	27	6.8	10	0								
A.Ekeler	6	3	28	9.3	14	0	B.Marshall	3	2	15	7.5	12	0								
A.Gates	3	2	23	11.5	12	0	R.Lewis	2	1	29	29.0	29	1								
T.Benjamin	3	2	18	9.0	12	0	J.Adams	1	1	11	11.0	11	0								
Ty.Williams	2	1	22	22.0	22	0	R.Ellison	2	1	9	9.0	9	0								
							S.Shepard	2	1	9	9.0	9	0								
							O.Darkwa	4	1	3	3.0	3	0								
							E.Engram	4	0	0	0.0	0	0								
Total	42	21	258	12.3	25	3	Total	36	21	225	10.7	48	2								
INTERCEPTIONS											INTERCEPTIONS										
	NO	YDS	AVG	LG	TD							NO	YDS	AVG	LG	TD					
T.Boston	1	15	15.0	15	0	D.Thompson	1	0	0.0	0	0										
Total	1	15	15.0	15	0	Total	1	0	0.0	0	0										
PUNTING											PUNTING										
	NO	YDS	AVG	NET	TB	IN20	LG					NO	YDS	AVG	NET	TB	IN20	LG			
D.Kasir	6	333	55.5	45.8	1	1	68	B.Wing	8	353	44.1	37.3	1	4	55						
Total	6	333	55.5	45.8	1	1	68	Total	8	353	44.1	37.3	1	4	55						
PUNT RETURNS											PUNT RETURNS										
	NO	YDS	AVG	FC	LG	TD						NO	YDS	AVG	FC	LG	TD				
T.Benjamin	3	35	11.7	2	19	0	D.Harris	3	38	12.7	1	17	0								
[DOWNED]	2	0	0.0	0	0	0	[OUT OF BOUNDS]	1	0	0.0	0	0	0								
[TOUCHBACK]	1	0	0.0	0	0	0	[TOUCHBACK]	1	0	0.0	0	0	0								
Total	3	35	11.7	2	19	0	Total	3	38	12.7	1	17	0								
KICKOFF RETURNS											KICKOFF RETURNS										
	NO	YDS	AVG	FC	LG	TD						NO	YDS	AVG	FC	LG	TD				
D.King	2	37	18.5	0	22	0	D.Harris	4	84	21.0	0	30	0								
[TOUCHBACK]	2	0	0.0	0	0	0	O.Beckham	1	20	20.0	0	20	0								
							S.Vereen	1	20	20.0	0	20	0								
							[TOUCHBACK]	1	0	0.0	0	0	0								
Total	2	37	18.5	0	22	0	Total	6	124	20.7	0	30	0								
Los Angeles Chargers FUMBLES											New York Giants FUMBLES										
	FUM	LOST	OWN-REC	YDS	TD	FORCED	OPP-REC	YDS	TD	OUT-BDS		FUM	LOST	OWN-REC	YDS	TD	FORCED	OPP-REC	YDS	TD	OUT-BDS
P.Rivers	1	0	0	0	0	0	0	0	0	1											
S.Pulley	1	0	0	-7	0	0	0	0	0	1											
M.Ingram	0	0	0	0	0	1	1	0	0	0											
J.Bosa	0	0	0	0	0	1	1	0	0	0											
Total	2	0	0	-7	0	2	1	0	0	2											





## WEEK 6 RECAP - CHARGERS 17, RAIDERS 16



In a flash, the Chargers have found themselves back in the AFC West conversation.

Running back Melvin Gordon had 150 total yards from scrimmage, a career-high nine receptions and two total touchdowns, and Nick Novak kicked the game-winning, 32-yard field goal to beat the Raiders 17-16 Sunday at the Oakland Coliseum.

Chargers quarterback Philip Rivers finished the game 25-of-36 for 268 yards, one touchdown and no turnovers. Tight end Hunter Henry caught five balls for 90 yards.

Raiders quarterback Derek Carr's first pass attempt of the game was picked off by Chargers cornerback Trevor Williams. Los Angeles failed to capitalize on the turnover though, as Novak missed a 48-yard field goal.

Oakland turned its second possession of the game into an 11-play, 62-yard drive that ended with a 23-yard touchdown reception from Carr to wide receiver Michael Crabtree. The Raiders took a 7-0 lead into the second quarter.

After defensive end Joey Bosa's fifth sack of the season forced an Oakland punt, the Chargers offense used 14 plays to get down to the Raiders' half-yard line. On fourth down, Gordon's one-yard touchdown run tied the game at 7-7 after a Novak extra point. Oakland -- aided by a 39-yard kickoff return by Cordarrelle Patterson -- took a 10-7 lead

into halftime with a 44-yard field goal by kicker Giorgio Tavecchio.

Chargers linebacker Hayes Pullard intercepted Carr on the opening drive of the third quarter, but the offense again was unable to take advantage with points.

After stopping the Raiders on downs to open the fourth quarter, the Chargers offense took over at their own 41-yard line. Rookie wide receiver Mike Williams -- making his NFL debut -- caught a 15-yard pass from Rivers on a pivotal 3rd and 6 to move the chains. Five plays later, Gordon caught a six-yard touchdown pass from Rivers to give the Chargers their first lead of the game.

But Patterson's speed struck again on the next Raiders possession, as he dashed for a 47-yard touchdown run to give the Raiders a 16-14 lead after an extra-point miss by Tavecchio -- a miss that would eventually come back to haunt Oakland.

VISITOR:	Los Angeles Chargers	0	7	0	10	0	17
HOME:	Oakland Raiders	7	3	0	6	0	16

### Scoring Plays

Team	Qtr	Time	Play Description (Extra Point) (Drive Info)	Visitor	Home
Raiders	1	5:04	M.Crabtree 23 yd. pass from D.Carr (G.Tavecchio kick) (11-62, 6:05)	0	7
Chargers	2	1:44	M.Gordon 1 yd. run (N.Novak kick) (15-82, 6:41)	7	7
Raiders	2	0:00	G.Tavecchio 44 yd. Field Goal (7-34, 1:44)	7	10
Chargers	4	10:19	M.Gordon 6 yd. pass from P.Rivers (N.Novak kick) (10-59, 4:38)	14	10
Raiders	4	7:51	C.Patterson 47 yd. run (kick failed, wl) (4-65, 2:28)	14	16
Chargers	4	0:00	N.Novak 32 yd. Field Goal (11-78, 4:09)	17	16
Paid Attendance: 54,685				Time: 2:50	

Los Angeles Chargers vs Oakland Raiders  
10/15/2017 at Oakland-Alameda County Coliseum

### Final Team Statistics

	Visitor Chargers	Home Raiders
<b>TOTAL FIRST DOWNS</b>	20	15
By Rushing	5	6
By Passing	15	7
By Penalty	0	2
<b>THIRD DOWN EFFICIENCY</b>	6-14-43%	6-12-50%
<b>FOURTH DOWN EFFICIENCY</b>	1-2-50%	0-1-0%
<b>TOTAL NET YARDS</b>	343	274
Total Offensive Plays (inc. times thrown passing)	65	53
Average gain per offensive play	5.3	5.2
<b>NET YARDS RUSHING</b>	80	109
Total Rushing Plays	28	22
Average gain per rushing play	2.9	5.0
Tackles for a loss-number and yards	1-2	3-11
<b>NET YARDS PASSING</b>	263	165
Times thrown - yards lost attempting to pass	1-5	1-6
Gross yards passing	268	171
<b>PASS ATTEMPTS-COMPLETIONS-HAD INTERCEPTED</b>	36-25-0	30-21-2
Avg gain per pass play (inc.# thrown passing)	7.1	5.3
<b>KICKOFFS Number-In End Zone-Touchbacks</b>	3-0-0	3-2-2
<b>PUNTS Number and Average</b>	4-55.8	4-56.5
Had Blocked	0	0
<b>FGs - PATs Had Blocked</b>	0-0	0-0
<b>Net Punting Average</b>	46.3	55.0
<b>TOTAL RETURN YARDAGE (Not Including Kickoffs)</b>	28	18
No. and Yards Punt Returns	2-6	3-18
No. and Yards Kickoff Returns	1-20	3-68
No. and Yards Interception Returns	2-22	0-0
<b>PENALTIES Number and Yards</b>	4-32	5-40
<b>FUMBLES Number and Lost</b>	1-1	3-0
<b>TOUCHDOWNS</b>	2	2
Rushing	1	1
Passing	1	1
<b>EXTRA POINTS Made-Attempts</b>	2-2	1-2
Kicking Made-Attempts	2-2	1-2
<b>FIELD GOALS Made-Attempts</b>	1-2	1-1
<b>RED ZONE EFFICIENCY</b>	2-3-67%	0-1-0%
<b>GOAL TO GO EFFICIENCY</b>	2-3-67%	0-0-0%
<b>SAFETIES</b>	0	0
<b>FINAL SCORE</b>	17	16
<b>TIME OF POSSESSION</b>	32:03	27:57

Los Angeles Chargers vs Oakland Raiders  
10/15/2017 at Oakland-Alameda County Coliseum

### Final Individual Statistics

Los Angeles Chargers													Oakland Raiders												
RUSHING													RUSHING												
M.Gordon	25	83	3.3	18	1	M.Lynch	13	63	4.8	15	0														
A.Ekeler	1	1	1.0	1	0	C.Patterson	3	55	18.3	47	1														
P.Rivers	2	-4	-2.0	-2	0	D.Carr	1	0	0.0	0	0														
						J.Richard	2	-1	-0.5	2	0														
						D.Washington	3	-8	-2.7	0	0														
Total	28	80	2.9	18	1	Total	22	109	5.0	47	1														
PASSING													PASSING												
P.Rivers	36	25	268	1/5	1	34	0	100.2	D.Carr	30	21	171	1/6	1	23	2	67.5								
Total	36	25	268	1/5	1	34	0	100.2	Total	30	21	171	1/6	1	23	2	67.5								
PASS RECEIVING													PASS RECEIVING												
M.Gordon	12	9	67	7.4	14	1	M.Crabtree	10	6	52	8.7	23	1												
H.Henry	7	5	90	18.0	34	0	A.Cooper	6	5	28	5.6	8	0												
K.Allen	9	5	45	9.0	28	0	S.Roberts	3	3	35	11.7	15	0												
Ty.Williams	3	3	27	9.0	14	0	J.Richard	4	3	27	9.0	11	0												
A.Gates	1	1	16	16.0	16	0	J.Cook	3	2	14	7.0	7	0												
M.Williams	1	1	15	15.0	15	0	D.Washington	1	1	10	10.0	10	0												
A.Ekeler	2	1	8	8.0	8	0	C.Patterson	1	1	5	5.0	4	0												
T.Benjamin	1	0	0	0.0	0	0	M.Lynch	2	0	0	0.0	0	0												
Total	36	25	268	10.7	34	1	Total	30	21	171	8.1	23	1												
INTERCEPTIONS													INTERCEPTIONS												
Tr.Williams	1	21	21.0	21	0																				
H.Pullard	1	1	1.0	1	0																				
Total	2	22	11.0	21	0	Total							0	0	0	0	0								
PUNTING													PUNTING												
D.Kaser	4	223	55.8	46.3	1	0	62	M.King	4	226	56.5	55.0	0	4	59										
Total	4	223	55.8	46.3	1	0	62	Total	4	226	56.5	55.0	0	4	59										
PUNT RETURNS													PUNT RETURNS												
T.Benjamin	2	6	3.0	1	6	0	J.Richard	3	18	6.0	0	13	0												
[DOWNED]	1	0	0.0	0	0	0	[TOUCHBACK]	1	0	0.0	0	0	0												
Total	2	6	3.0	1	6	0	Total	3	18	6.0	0	13	0												
KICKOFF RETURNS													KICKOFF RETURNS												
D.King	1	20	20.0	0	20	0	J.Richard	2	29	14.5	0	16	0												
[TOUCHBACK]	2	0	0.0	0	0	0	C.Patterson	1	39	39.0	0	39	0												
Total	1	20	20.0	0	20	0	Total	3	68	22.7	0	39	0												
Los Angeles Chargers FUMBLES													Oakland Raiders FUMBLES												
Ty.Williams	1	1	0	0	0	0	0	0	0	0	0	0													
J.Bosa	0	0	0	0	0	0	1	0	0	0	0	0													
Total	1	1	0	0	0	1	0	0	0	0	0	0													
Oakland Raiders FUMBLES													Oakland Raiders FUMBLES												
D.Carr	1	0	1	0	0	0	0	0	0	0	0	0													
J.Richard	1	0	1	0	0	0	0	0	0	0	0	0													
R.Hudson	1	0	1	-7	0	0	0	0	0	0	0	0													
D.McDonald	0	0	0	0	0	0	1	0	0	0	0	0													
D.Amerson	0	0	0	0	0	0	0	1	0	0	0	0													
Total	3	0	3	-7	0	1	1	1	0	0	0	0													





## WEEK 7 RECAP - CHARGERS 21, BRONCOS 0



The Chargers -- led by a punishing defensive performance and two electrifying plays from wide receiver Travis Benjamin -- shut out the Denver Broncos 21-0 Sunday at StubHub Center for their third straight win and first in Los Angeles since 1960.

Denver quarterback Trevor Siemian -- pressured by powder blue jerseys all afternoon -- was sacked five times and the Broncos committed three turnovers while generating only 251 yards of total offense. And while Los Angeles' offense could muster just 242 yards of its own against Denver's dominating defense, its other two phases answered the bell.

On the third play of the game, Chargers safety Adrian Phillips stripped Broncos wide receiver A.J. Derby of the football, which was recovered by linebacker Jatavis Brown. Los Angeles took over at Denver's 45-yard line, but eventually turned the ball over on downs after Melvin Gordon was stopped on four straight runs from the one-yard line.

After forcing a punt on Denver's next possession, Los Angeles used its special teams to score first in a game for the first time this season. Benjamin showed off his speed on a 65-yard return for a touchdown to make the score 7-0 after a Nick Novak extra point.

Running back Austin Ekeler caught a one-yard touchdown pass from quarterback

Philip Rivers in the second quarter to put the Chargers up 14-0 at halftime. Los Angeles put the game on ice in the fourth quarter when Rivers connected with Benjamin for a 42-yard touchdown reception to put the Chargers up three scores.

Defensive ends Joey Bosa and Chris McCain had two sacks each. Rivers finished the game 15-of-26 for 183 yards and two touchdowns. Tight end Hunter Henry caught four passes for 73 yards.

		1	2	3	4	OT	Total
VISITOR:	Denver Broncos	0	0	0	0	0	0
HOME:	Los Angeles Chargers	7	7	0	7	0	21

### Scoring Plays

Team	Qtr	Time	Play Description (Extra Point) (Drive Info)	Visitor	Home
Chargers	1	7:27	T.Benjamin 65 yd. punt return (N.Novak kick)	0	7
Chargers	2	7:07	A.Ekeler 1 yd. pass from P.Rivers (N.Novak kick) (9-65, 5:55)	0	14
Chargers	4	5:42	T.Benjamin 42 yd. pass from P.Rivers (N.Novak kick) (10-92, 6:53)	0	21
Paid Attendance: 25,388					Time: 2:53

Denver Broncos vs Los Angeles Chargers  
10/22/2017 at StubHub Center

### Final Team Statistics

	Visitor Broncos	Home Chargers
<b>TOTAL FIRST DOWNS</b>	12	14
By Rushing	3	2
By Passing	8	8
By Penalty	1	4
<b>THIRD DOWN EFFICIENCY</b>	3-14-21%	3-12-25%
<b>FOURTH DOWN EFFICIENCY</b>	0-2-0%	0-1-0%
<b>TOTAL NET YARDS</b>	251	242
Total Offensive Plays (inc. times thrown passing)	59	55
Average gain per offensive play	4.3	4.4
<b>NET YARDS RUSHING</b>	69	80
Total Rushing Plays	19	26
Average gain per rushing play	3.6	3.1
Tackles for a loss-number and yards	2-4	2-4
<b>NET YARDS PASSING</b>	182	162
Times thrown - yards lost attempting to pass	5-25	3-21
Gross yards passing	207	183
<b>PASS ATTEMPTS-COMPLETIONS-HAD INTERCEPTED</b>	35-25-1	26-15-0
Avg gain per pass play (inc.# thrown passing)	4.6	5.6
<b>KICKOFFS Number-In End Zone-Touchbacks</b>	1-1-1	4-4-1
<b>PUNTS Number and Average</b>	8-43.6	8-51.6
Had Blocked	0	0
<b>FGs - PATs Had Blocked</b>	0-0	0-0
<b>Net Punting Average</b>	32.6	44.8
<b>TOTAL RETURN YARDAGE (Not Including Kickoffs)</b>	55	86
No. and Yards Punt Returns	5-55	3-88
No. and Yards Kickoff Returns	3-93	0-0
No. and Yards Interception Returns	0-0	1-2
<b>PENALTIES Number and Yards</b>	10-68	9-81
<b>FUMBLES Number and Lost</b>	3-2	0-0
<b>TOUCHDOWNS</b>	0	3
Rushing	0	0
Passing	0	2
Punt Returns	0	1
<b>EXTRA POINTS Made-Attempts</b>	0-0	3-3
Kicking Made-Attempts	0-0	3-3
<b>FIELD GOALS Made-Attempts</b>	0-0	0-0
<b>RED ZONE EFFICIENCY</b>	0-1-0%	1-2-50%
<b>GOAL TO GO EFFICIENCY</b>	0-0-0%	1-2-50%
<b>SAFETIES</b>	0	0
<b>FINAL SCORE</b>	0	21
<b>TIME OF POSSESSION</b>	31:04	28:56

Denver Broncos vs Los Angeles Chargers  
10/22/2017 at StubHub Center

### Final Individual Statistics

Denver Broncos											Los Angeles Chargers													
RUSHING											RUSHING													
	ATT	YDS	AVG	LG	TD							ATT	YDS	AVG	LG	TD								
C.Anderson	10	44	4.4	11	0	M.Gordon						18	38	2.1	21	0								
T.Siemian	2	14	7.0	8	0	A.Ekeler						7	38	5.4	11	0								
D.Booker	2	6	3.0	6	0	T.Benjamin						1	4	4.0	4	0								
A.Janovich	1	3	3.0	3	0																			
J.Charles	4	2	0.5	3	0																			
Total	19	69	3.6	11	0	Total						26	80	3.1	21	0								
PASSING											PASSING													
	ATT	CMP	YDS	SK/YD	TD	LG	IN	RT				ATT	CMP	YDS	SK/YD	TD	LG	IN	RT					
T.Siemian	35	25	207	5/25	0	23	1	74.3	P.Rivers			26	15	183	3/21	2	42	0	105.1					
Total	35	25	207	5/25	0	23	1	74.3	Total			26	15	183	3/21	2	42	0	105.1					
PASS RECEIVING											PASS RECEIVING													
	TAR	REC	YDS	AVG	LG	TD						TAR	REC	YDS	AVG	LG	TD							
A.Derby	7	6	66	11.0	23	0	H.Henry					5	4	73	18.3	34	0							
B.Fowler	5	5	45	9.0	13	0	A.Ekeler					4	4	6	1.5	3	1							
J.Charles	4	4	20	5.0	9	0	K.Allen					7	3	41	13.7	19	0							
D.Booker	4	3	22	7.3	15	0	T.Benjamin					1	1	42	42.0	42	1							
A.Janovich	2	2	14	7.0	10	0	Ty.Williams					1	1	11	11.0	11	0							
D.Thomas	6	2	9	4.5	13	0	M.Gordon					4	1	6	6.0	6	0							
C.Anderson	2	1	17	17.0	17	0	A.Gates					1	1	4	4.0	4	0							
J.Taylor	2	1	7	7.0	7	0	M.Williams					2	0	0	0.0	0	0							
V.Green	2	1	7	7.0	7	0																		
H.Sharp	1	0	0	0.0	0	0																		
Total	35	25	207	8.3	23	0	Total					25	15	183	12.2	42	2							
INTERCEPTIONS											INTERCEPTIONS													
	NO	YDS	AVG	LG	TD							NO	YDS	AVG	LG	TD								
Total	0	0	0	0	0	0	C.Hayward					1	-2	-2.0	-2	0								
							Total					1	-2	-2.0	-2	0								
PUNTING											PUNTING													
	NO	YDS	AVG	NET	TB	IN20	LG					NO	YDS	AVG	NET	TB	IN20	LG						
R.Dixon	8	349	43.6	32.6	0	2	46	D.Kaser				8	413	51.6	44.8	0	3	69						
Total	8	349	43.6	32.6	0	2	46	Total				8	413	51.6	44.8	0	3	69						
PUNT RETURNS											PUNT RETURNS													
	NO	YDS	AVG	FC	LG	TD						NO	YDS	AVG	FC	LG	TD							
H.Sharp	5	55	11.0	1	16	0	T.Benjamin					3	88	29.3	5	65	1							
[DOWNED]	1	0	0.0	0	0	0																		
[OUT OF BOUNDS]	1	0	0.0	0	0	0	Total					3	88	29.3	5	65	1							
Total	5	55	11.0	1	16	0	Total																	
KICKOFF RETURNS											KICKOFF RETURNS													
	NO	YDS	AVG	FC	LG	TD						NO	YDS	AVG	FC	LG	TD							
B.Langley	3	93	31.0	0	61	0	[TOUCHBACK]					1	0	0.0	0	0	0							
[TOUCHBACK]	1	0	0.0	0	0	0	Total																	
Total	3	93	31.0	0	61	0	Total					0	0	0.0	0	0	0							
Denver Broncos FUMBLES											Los Angeles Chargers FUMBLES													
	FUM	LOST	OWN-REC	YDS	TD	FORCED	OPP-REC	YDS	TD	OUT-BDS			FUM	LOST	OWN-REC	YDS	TD	FORCED	OPP-REC	YDS	TD	OUT-BDS		
T.Siemian	2	1	0	0	0	0	0	0	0	0	C.McCain			0	0	0	0	2	0	0	0	0	0	
A.Derby	1	1	0	0	0	0	0	0	0	0	A.Phillips			0	0	0	0	1	0	0	0	0	0	
M.Garcia	0	0	1	0	0	0	0	0	0	0	J.Brown			0	0	0	0	0	1	0	0	0	0	
Total	3	2	1	0	0	0	0	0	0	0	D.Square			0	0	0	0	0	1	0	0	0	0	
											Total			0	0	0	0	3	2	0	0	0	0	





## WEEK 8 RECAP - PATRIOTS 21, CHARGERS 13



The Los Angeles Chargers (3-5) lost to the New England Patriots 21-13 Sunday at Gillette Stadium.

Running back Melvin Gordon rushed for 132 yards and a touchdown on 14 carries, but New England possessed the ball for nearly 37 minutes and quarterback Tom Brady threw for 333 yards and a touchdown to end Los Angeles' three-game winning streak.

For the second consecutive game though, the Chargers struck first. On a 2nd-and-9 in the first quarter, Gordon outran New England's defense for an 87-yard touchdown. It was a career-long for Gordon and tied a record for the longest rushing touchdown in franchise history (Paul Lowe, 1961).

The Patriots responded on their next offensive possession with a 14-play, 77-yard drive that ended with a two-yard touchdown pass from Brady to tight end Rob Gronkowski.

In the second quarter, Chargers defensive end Joey Bosa sacked Brady to give him the most sacks (19) by any NFL player in his first 20 games. Bosa now has 8.5 sacks on the season.

Momentum shifted to New England a few plays later when AFC Special Teams Player

of the Week Travis Benjamin — trying to make something out of nothing on a punt return — was tackled in the end zone, resulting in a safety. The Patriots led 15-7 at halftime.

After being held scoreless in the second and third quarters, Chargers quarterback Philip Rivers found Benjamin for a 24-yard touchdown reception in the fourth. The two-point conversion failed, making the score 18-13 with 8:30 remaining in the game.

A Stephen Gostkowski field goal with 1:08 remaining increased the Patriots lead to 21-13. The Chargers drove down to New England's 23-yard line, but Rivers was intercepted on the final play of the game by cornerback Jonathan Jones.

Chargers wide receiver Keenan Allen had four catches for 61 yards. Rivers finished the game 17-of-30 for 212 yards, one touchdown and an interception.

		1	2	3	4	OT	Total
VISITOR:	Los Angeles Chargers	7	0	0	6	0	13
HOME:	New England Patriots	0	15	3	3	0	21

## Scoring Plays

Team	Qtr	Time	Play Description (Extra Point) (Drive Info)	Visitor	Home
Chargers	1	6:15	M.Gordon 87 yd. run (N.Novak kick) (2-88, 0:53)	7	0
Patriots	2	14:56	R.Gronkowski 2 yd. pass from T.Brady (S.Gostkowski kick) (14-77, 6:19)	7	7
Patriots	2	9:08	T.Benjamin tackled in end zone by B.King for a Safety	7	9
Patriots	2	4:06	S.Gostkowski 25 yd. Field Goal (11-51, 5:02)	7	12
Patriots	2	0:20	S.Gostkowski 36 yd. Field Goal (7-73, 1:40)	7	15
Patriots	3	5:25	S.Gostkowski 43 yd. Field Goal (12-52, 5:27)	7	18
Chargers	4	8:30	T.Benjamin 24 yd. pass from P.Rivers (pass failed) (3-67, 1:06)	13	18
Patriots	4	1:08	S.Gostkowski 26 yd. Field Goal (10-58, 3:33)	13	21
Paid Attendance: 65,878				Time: 2:59	

Los Angeles Chargers vs New England Patriots  
10/29/2017 at Gillette Stadium

## Final Team Statistics

	Visitor Chargers	Home Patriots
TOTAL FIRST DOWNS	16	27
By Rushing	5	5
By Passing	10	19
By Penalty	1	3
THIRD DOWN EFFICIENCY	3-10-30%	9-19-47%
FOURTH DOWN EFFICIENCY	1-1-100%	1-1-100%
TOTAL NET YARDS	349	414
Total Offensive Plays (inc. times thrown passing)	52	82
Average gain per offensive play	6.7	5.0
NET YARDS RUSHING	157	97
Total Rushing Plays	21	32
Average gain per rushing play	7.5	3.0
Tackles for a loss-number and yards	3-4	3-5
NET YARDS PASSING	192	317
Times thrown - yards lost attempting to pass	1-20	3-16
Gross yards passing	212	333
PASS ATTEMPTS-COMPLETIONS-HAD INTERCEPTED	30-17-1	47-32-0
Avg gain per pass play (inc.# thrown passing)	6.2	6.3
KICKOFFS Number-In End Zone-Touchbacks	4-2-1	6-5-2
PUNTS Number and Average	5-45.0	3-43.3
Had Blocked	0	0
FGs - PATs Had Blocked	1-0	0-0
Net Punting Average	39.8	46.0
TOTAL RETURN YARDAGE (Not Including Kickoffs)	-8	32
No. and Yards Punt Returns	1-8	4-26
No. and Yards Kickoff Returns	4-72	3-112
No. and Yards Interception Returns	0-0	1-6
PENALTIES Number and Yards	10-77	6-80
FUMBLES Number and Lost	2-0	0-0
TOUCHDOWNS	2	1
Rushing	1	0
Passing	1	1
EXTRA POINTS Made-Attempts	1-2	1-1
Kicking Made-Attempts	1-1	1-1
Passing Made-Attempts	0-1	0-0
FIELD GOALS Made-Attempts	0-1	4-6
RED ZONE EFFICIENCY	0-0-0%	1-4-25%
GOAL TO GO EFFICIENCY	0-0-0%	1-1-100%
SAFETIES	0	1
FINAL SCORE	13	21
TIME OF POSSESSION	23:01	36:59

Los Angeles Chargers vs New England Patriots  
10/29/2017 at Gillette Stadium

## Final Individual Statistics

Los Angeles Chargers													New England Patriots												
RUSHING													RUSHING												
	ATT	YDS	AVG	LG	TD								ATT	YDS	AVG	LG	TD								
M.Gordon	14	132	9.4	87	1	D.Lewis							15	44	2.9	10	0								
T.Benjamin	2	14	7.0	7	0	M.Gilliese							11	34	3.1	9	0								
A.Ekeler	2	8	4.0	5	0	R.Burkhead							4	15	3.8	7	0								
B.Oliver	3	3	1.0	2	0	J.White							1	2	2.0	2	0								
						T.Brady							1	2	2.0	2	0								
Total	21	157	7.5	87	1	Total							32	97	3.0	10	0								
PASSING													PASSING												
	ATT	CMP	YDS	SK/YD	TD	LG	IN	RT					ATT	CMP	YDS	SK/YD	TD	LG	IN	RT					
P.Rivers	30	17	212	1/20	1	24	1	76.0	T.Brady				47	32	333	3/16	1	27	0	95.4					
Total	30	17	212	1/20	1	24	1	76.0	Total				47	32	333	3/16	1	27	0	95.4					
PASS RECEIVING													PASS RECEIVING												
	TAR	REC	YDS	AVG	LG	TD							TAR	REC	YDS	AVG	LG	TD							
T.Benjamin	9	5	64	12.8	24	1	R.Burkhead						7	7	68	9.7	14	0							
K.Allen	5	4	61	15.3	18	0	J.White						6	5	85	17.0	27	0							
A.Gates	2	2	25	12.5	16	0	C.Hogan						7	5	60	12.0	19	0							
H.Henry	2	2	11	5.5	7	0	R.Gronkowski						9	5	57	11.4	26	1							
Ty.Williams	6	1	24	24.0	24	0	B.Cooks						8	5	26	5.2	9	0							
A.Ekeler	1	1	13	13.0	13	0	D.Amendola						6	2	14	7.0	9	0							
M.Williams	2	1	7	7.0	7	0	D.Lewis						2	2	10	5.0	11	0							
M.Gordon	2	1	7	7.0	7	0	J.Hollister						1	1	13	13.0	13	0							
							J.Develin						1	0	0	0.0	0	0							
Total	29	17	212	12.5	24	1	Total						47	32	333	10.4	27	1							
INTERCEPTIONS													INTERCEPTIONS												
	NO	YDS	AVG	LG	TD								NO	YDS	AVG	LG	TD								
Total	0	0	0	0	0	0	Total						1	6	6.0	6	0								
PUNTING													PUNTING												
	NO	YDS	AVG	NET	TB	IN20	LG						NO	YDS	AVG	NET	TB	IN20	LG						
D.Kaser	5	225	45.0	39.8	0	1	56	R.Allen					3	130	43.3	46.0	0	3	57						
Total	5	225	45.0	39.8	0	1	56	Total					3	130	43.3	46.0	0	3	57						
PUNT RETURNS													PUNT RETURNS												
	NO	YDS	AVG	FC	LG	TD							NO	YDS	AVG	FC	LG	TD							
T.Benjamin	1	-8	-8.0	1	-8	0	D.Amendola						4	26	6.5	0	12	0							
[DOWNED]	1	0	0.0	0	0	0	[OUT OF BOUNDS]						1	0	0.0	0	0	0							
Total	1	-8	-8.0	1	0	0	Total						4	26	6.5	0	12	0							
KICKOFF RETURNS													KICKOFF RETURNS												
	NO	YDS	AVG	FC	LG	TD							NO	YDS	AVG	FC	LG	TD							
M.Davis	2	36	18.0	0	19	0	D.Lewis						2	96	48.0	0	71	0							
A.Ekeler	2	36	18.0	0	21	0	D.Amendola						1	16	16.0	0	16	0							
[TOUCHBACK]	2	0	0.0	0	0	0	[TOUCHBACK]						1	0	0.0	0	0	0							
Total	4	72	18.0	0	21	0	Total						3	112	37.3	0	71	0							
Los Angeles Chargers													New England Patriots												
FUMBLES													FUMBLES												
	FUM	LOST	OWN-REC	YDS	TD	FORCED	OPP-REC	YDS	TD	OUT-BDS			FUM	LOST	OWN-REC	YDS	TD	FORCED	OPP-REC	YDS	TD	OUT-BDS			
T.Benjamin	1	0		1	0	0	0	0	0	0			1	0		1	0	0	0	0	0	0			
P.Rivers	1	0		1	0	0	0	0	0	0			1	0		1	0	0	0	0	0	0			
Total	2	0		2	0	0	0	0	0	0			2	0		2	0	0	0	0	0	0			





## WEEK 10 RECAP - JAGUARS 20, CHARGERS 17 (OT)



The Jacksonville Jaguars defeated the Los Angeles Chargers 20-17 in overtime Sunday at EverBank Field.

Philip Rivers surpassed 4,000 completions for his career, but was ultimately intercepted by cornerback A.J. Bouye in overtime. Four plays later, former Chargers kicker Josh Lambo made the 30-yard, game-winning field goal.

The Chargers held rookie running back Leonard Fournette to just 33 yards on 17 carries. The biggest play allowed on the ground came on a fake punt late in the first quarter when running back Corey Grant took the direct snap 56 yards for a touchdown. Lambo's extra-point attempt was blocked to make it 6-0 Jaguars.

After five consecutive punts, the Chargers' offense struck on their final drive of the half. Rivers found running back Austin Ekeler, who tightroped the sidelines for a 28-yard touchdown reception. Nick Novak's extra point gave the Chargers a 7-6 lead at halftime.

Rivers and Ekeler stayed hot to start the second half. After the Chargers' defense forced a three-and-out on Jacksonville's opening possession, the duo hooked up for a 22-yard touchdown reception — their second of the game — to increase the lead to 14-6 after a Novak extra point.

Jacksonville responded later in the third quarter with an 11-play, 84-yard drive that ended with a six-yard touchdown reception from quarterback Blake Bortles to wide receiver Marqise Lee. Bortles also found Lee for the two-point conversion to tie the game at 14-14.

With 10:38 remaining in the game, Novak broke the tie with a 50-yard field goal. Lambo tied the score again with five seconds left to send the game into overtime.

Safety Tre Boston intercepted Bortles twice in the fourth quarter. Rivers finished the game 21-of-37 for 235 yards, two touchdowns and an interception. Ekeler had 119 total yards and two touchdowns.

		1	2	3	4	OT	Total
VISITOR:	Los Angeles Chargers	0	7	7	3	0	17
HOME:	Jacksonville Jaguars	6	0	8	3	3	20

### Scoring Plays

Team	Qtr	Time	Play Description (Extra Point) (Drive Info)	Visitor	Home
Jaguars	1	0:24	C.Grant 56 yd. run (kick blocked) (8-90, 3:56)	0	6
Chargers	2	0:47	A.Ekeler 28 yd. pass from P.Rivers (N.Novak kick) (7-87, 2:59)	7	6
Chargers	3	10:29	A.Ekeler 22 yd. pass from P.Rivers (N.Novak kick) (6-76, 3:23)	14	6
Jaguars	3	2:03	M.Lee 6 yd. pass from B.Bortles (B.Bortles-M.Lee pass) (11-84, 4:12)	14	14
Chargers	4	10:35	N.Novak 50 yd. Field Goal (7-45, 3:19)	17	14
Jaguars	4	0:03	J.Lambo 34 yd. Field Goal (6-36, 0:55)	17	17
Jaguars	5	3:12	J.Lambo 30 yd. Field Goal (4-5, 1:59)	17	20
Paid Attendance: 60,835				Time: 3:43	

Los Angeles Chargers vs Jacksonville Jaguars  
11/12/2017 at EverBank Field

### Final Team Statistics

	Visitor Chargers	Home Jaguars
TOTAL FIRST DOWNS	16	20
By Rushing	6	3
By Passing	9	14
By Penalty	1	3
THIRD DOWN EFFICIENCY	3-15-20%	5-18-28%
FOURTH DOWN EFFICIENCY	0-0-0%	1-2-50%
TOTAL NET YARDS	322	398
Total Offensive Plays (inc. times thrown passing)	67	81
Average gain per offensive play	4.8	4.9
NET YARDS RUSHING	87	135
Total Rushing Plays	30	27
Average gain per rushing play	2.9	5.0
Tackles for a loss-number and yards	5-9	2-2
NET YARDS PASSING	235	263
Times thrown - yards lost attempting to pass	0-0	3-10
Gross yards passing	235	273
PASS ATTEMPTS-COMPLETIONS-HAD INTERCEPTED	37-21-1	51-28-2
Avg gain per pass play (inc. # thrown passing)	6.4	4.9
KICKOFFS Number-In End Zone-Touchbacks	5-3-3	4-1-0
PUNTS Number and Average	10-48.5	9-47.9
Had Blocked	0	0
FGs - PATs Had Blocked	0-0	0-1
Net Punting Average	41.5	42.3
TOTAL RETURN YARDAGE (Not including Kickoffs)	10	81
No. and Yards Punt Returns	3-10	7-30
No. and Yards Kickoff Returns	4-60	2-51
No. and Yards Interception Returns	2-0	1-51
PENALTIES Number and Yards	7-77	9-106
FUMBLES Number and Lost	2-1	0-0
TOUCHDOWNS	2	2
Rushing	0	1
Passing	2	1
EXTRA POINTS Made-Attempts	2-2	1-2
Kicking Made-Attempts	2-2	0-1
Passing Made-Attempts	0-0	1-1
FIELD GOALS Made-Attempts	1-1	2-2
RED ZONE EFFICIENCY	0-0-0%	1-3-33%
GOAL TO GO EFFICIENCY	0-0-0%	0-0-0%
SAFETIES	0	0
FINAL SCORE	17	20
TIME OF POSSESSION	31:47	35:01

Los Angeles Chargers vs Jacksonville Jaguars  
11/12/2017 at EverBank Field

### Final Individual Statistics

Los Angeles Chargers													Jacksonville Jaguars																				
RUSHING						RUSHING						RUSHING						RUSHING															
	ATT	YDS	AVG	LG	TD		ATT	YDS	AVG	LG	TD		ATT	YDS	AVG	LG	TD		ATT	YDS	AVG	LG	TD										
A.Ekeler	10	42	4.2	11	0	C.Grant	1	56	56.0	56	1	B.Bortles	5	34	6.8	14	0	A.Bouye	1	51	51.0	51	0										
M.Gordon	16	27	1.7	5	0	B.Bortles	5	34	6.8	14	0	L.Fournette	17	33	1.9	8	0	T.Boston	2	0	0.0	0	0										
T.Benjamin	1	13	13.0	13	0	L.Fournette	17	33	1.9	8	0	T.Yeldon	8	6	0.7	6	0	Total	1	51	51.0	51	0										
K.Allen	1	6	6.0	6	0	T.Yeldon	3	11	3.7	8	0	K.Cole	8	3	0.4	3	0	D.Kaser	10	485	48.5	41.5	2										
P.Rivers	2	-1	-0.5	0	0	C.Ivory	1	1	1.0	1	0	M.Lewis	5	2	0.4	2	0	Total	10	485	48.5	41.5	2										
Total	30	87	2.9	13	0	Total	27	135	5.0	56	1	L.Fournette	4	2	0.5	2	0	PUNT RETURNS	NO	YDS	AVG	FC	LG										
PASSING						PASSING						PASS RECEIVING						PASS RECEIVING															
	ATT	CMP	YDS	SK/YD	TD	LG	IN	RT		ATT	CMP	YDS	SK/YD	TD	LG	IN	RT	TAR	REC	YDS	AVG	LG	TD										
P.Rivers	37	21	235	0/0	2	30	1	82.6	B.Bortles	51	28	273	3/10	1	36	2	60.3	A.Hurns	9	7	70	10.0	19	0									
Total	37	21	235	0/0	2	30	1	82.6	Total	51	28	273	3/10	1	36	2	60.3	T.Yeldon	8	6	39	6.5	11	0									
PASS RECEIVING						PASS RECEIVING						PASS RECEIVING						PASS RECEIVING															
	TAR	REC	YDS	AVG	LG	TD		TAR	REC	YDS	AVG	LG	TD		TAR	REC	YDS	AVG	LG	TD		TAR	REC	YDS	AVG	LG	TD						
A.Ekeler	5	5	77	15.4	28	2	A.Hurns	9	7	70	10.0	19	0	M.Lee	11	6	55	9.2	19	1		M.Lewis	5	2	29	14.5	21	0					
M.Gordon	8	5	15	3.0	9	0	M.Lee	11	6	55	9.2	19	1	K.Cole	8	3	61	20.3	36	0		L.Fournette	4	2	13	6.5	8	0					
K.Allen	7	4	48	12.0	19	0	T.Yeldon	8	6	39	6.5	11	0	M.Lewis	5	2	29	14.5	21	0		J.Mickens	2	1	11	11.0	11	0					
Ty.Williams	5	2	49	24.5	30	0	K.Cole	8	3	61	20.3	36	0	L.Fournette	4	2	13	6.5	8	0		C.Ivory	2	1	-5	-5.0	-5	0					
M.Williams	2	2	24	12.0	20	0	M.Lewis	5	2	29	14.5	21	0	J.Mickens	2	1	11	11.0	11	0		T.Bohannon	1	0	0	0.0	0	0					
D.Walt	2	1	12	12.0	12	0	L.Fournette	4	2	13	6.5	8	0	C.Ivory	2	1	-5	-5.0	-5	0		B.Koyack	1	0	0	0.0	0	0					
H.Henry	2	1	7	7.0	7	0	J.Mickens	2	1	11	11.0	11	0	T.Bohannon	1	0	0	0.0	0	0		Total	36	21	235	11.2	30	2					
A.Gates	2	1	3	3.0	3	0	C.Ivory	2	1	-5	-5.0	-5	0	B.Koyack	1	0	0	0.0	0	0		Total	36	21	235	11.2	30	2					
T.Benjamin	3	0	0	0.0	0	0	T.Bohannon	1	0	0	0.0	0	0	Total	51	28	273	9.8	36	1		INTERCEPTIONS						INTERCEPTIONS					
INTERCEPTIONS						INTERCEPTIONS						INTERCEPTIONS						INTERCEPTIONS						INTERCEPTIONS									
	NO	YDS	AVG	LG	TD		NO	YDS	AVG	LG	TD		NO	YDS	AVG	LG	TD		NO	YDS	AVG	LG	TD		NO	YDS	AVG	LG	TD				
Boston	2	0	0.0	0	0	A.Bouye	1	51	51.0	51	0	D.Kaser	10	485	48.5	41.5	2	61	B.Nortman	9	431	47.9	42.3	2	3	61							
Total	2	0	0.0	0	0	Total	1	51	51.0	51	0	Total	10	485	48.5	41.5	2	61	Total	9	431	47.9	42.3	2	3	61							
PUNTING						PUNTING						PUNTING						PUNTING						PUNTING									
	NO	YDS	AVG	NET	TB	IN20	LG		NO	YDS	AVG	NET	TB	IN20	LG		NO	YDS	AVG	NET	TB	IN20	LG		NO	YDS	AVG	NET	TB	IN20	LG		
D.Kaser	10	485	48.5	41.5	2	2	61	B.Nortman	9	431	47.9	42.3	2	3	61	D.Kaser	10	485	48.5	41.5	2	2	61	Total	10	485	48.5	41.5	2	61			
Total	10	485	48.5	41.5	2	2	61	Total	9	431	47.9	42.3	2	3	61	Total	10	485	48.5	41.5	2	2	61	Total	10	485	48.5	41.5	2	61			
PUNT RETURNS						PUNT RETURNS						PUNT RETURNS						PUNT RETURNS						PUNT RETURNS									
	NO	YDS	AVG	FC	LG	TD		NO	YDS	AVG	FC	LG	TD		NO	YDS	AVG	FC	LG	TD		NO	YDS	AVG	FC	LG	TD						
T.Benjamin	3	10	3.3	1	6	0	J.Mickens	7	30	4.3	1	14	0	[TOUCHBACK]	2	0	0.0	0	0	0		T.Benjamin	3	10	3.3	1	6	0					
[DOWNED]	3	0	0.0	0	0	0	[TOUCHBACK]	2	0	0.0	0	0	0	[TOUCHBACK]	2	0	0.0	0	0	0		[DOWNED]	3	0	0.0	0	0	0					
[TOUCHBACK]	2	0	0.0	0	0	0	[TOUCHBACK]	2	0	0.0	0	0	0	[TOUCHBACK]	2	0	0.0	0	0	0		[TOUCHBACK]	2	0	0.0	0	0	0					
Total	3	10	3.3	1	6	0	Total	7	30	4.3	1	14	0	Total	7	30	4.3	1	14	0		Total	3	10	3.3	1	6	0					
KICKOFF RETURNS						KICKOFF RETURNS						KICKOFF RETURNS						KICKOFF RETURNS						KICKOFF RETURNS									
	NO	YDS	AVG	FC	LG	TD		NO	YDS	AVG	FC	LG	TD		NO	YDS	AVG	FC	LG	TD		NO	YDS	AVG	FC	LG	TD						
D.King	3	60	20.0	0	27	0	C.Grant	2	51	25.5	0	28	0	C.Grant	2	51	25.5	0	28	0		D.King	3	60	20.0	0	27	0					
T.Palepoi	1	0	0.0	0	0	0	[TOUCHBACK]	3	0	0.0	0	0	0	[TOUCHBACK]	3	0	0.0	0	0	0		T.Palepoi	1	0	0.0	0	0	0					
Total	4	60	15.0	0	27	0	Total	2	51	25.5	0	28	0	Total	2	51	25.5	0	28	0		Total	4	60	15.0	0	27	0					
Los Angeles Chargers																																	
FUMBLES																																	
P.Rivers	1	0					OWN-REC	YDS	TD	FORCED	OPP-REC	YDS	TD	OUT-BDS																			
A.Ekeler	1	1					OWN-REC	YDS	TD	FORCED	OPP-REC	YDS	TD	OUT-BDS																			
Total	2	1					OWN-REC	YDS	TD	FORCED	OPP-REC	YDS	TD	OUT-BDS																			
Jacksonville Jaguars																																	
FUMBLES																																	
M.Jackson	0	0					OWN-REC	YDS	TD	FORCED	OPP-REC	YDS	TD	OUT-BDS																			
T.Gipson	0	0					OWN-REC	YDS	TD	FORCED	OPP-REC	YDS	TD	OUT-BDS																			
Total	0	0					OWN-REC	YDS	TD	FORCED	OPP-REC	YDS	TD	OUT-BDS																			





## WEEK 12 RECAP - CHARGERS 28, COWBOYS 6



The Los Angeles Chargers beat the Dallas Cowboys 28-6 on Thursday at AT&T Stadium, and here's the kicker:

They didn't have one.

But on Thanksgiving Day, quarterback Philip Rivers gave Chargers fans yet another reason to be thankful. The 14-year veteran feasted on the Cowboys defense, going 27-of-33 for 434 yards and three touchdowns in his Turkey Day debut. Five players had at least 50 receiving yards, led by wide receiver Keenan Allen, who caught 11 balls for 172 yards and a touchdown.

After missing a 35-yard field goal in the first quarter, Chargers kicker Nick Novak left the game with a back injury. With Novak unavailable on the next offensive drive, Los Angeles was forced to go for it on a 4th-and-13 from the Cowboys' 16-yard line and couldn't convert.

The Chargers offense, though, continued to move the ball down the field with ease. Late in the second quarter, Los Angeles reached the red zone on its third consecutive drive. This time, a hobbled Novak returned to attempt -- and convert -- a 22-yard field goal.

Los Angeles' defense held Dallas to 84 yards of offense in the first half, and the Chargers took a 3-0 lead into halftime. But Rivers was just starting to heat up.

The Bolts began the second half with a 10-play, 77-yard drive that ended with a three-yard touchdown from Rivers to tight end Hunter Henry. Novak gutted through an extra-point attempt that was no good.

After the Chargers defense forced another Dallas punt, Rivers found wide receiver Tyrell Williams for a 27-yard touchdown that made the score 16-0 after punter Drew Kaser -- filling in for the injured Novak -- made the extra point.

Rivers' final touchdown of the day came on a 42-yard connection to Allen. It was Allen's third touchdown in the last two games after being held scoreless since Week 1.

Chargers cornerback Desmond King put the game on ice with a 90-yard pick-six of quarterback Dak Prescott to make the score 28-6.

		1	2	3	4	OT	Total
VISITOR:	Los Angeles Chargers	0	3	13	12	0	28
HOME:	Dallas Cowboys	0	0	0	6	0	6

### Scoring Plays

Team	Qtr	Time	Play Description (Extra Point) (Drive Info)	Visitor	Home
Chargers	2	1:56	N.Novak 22 yd. Field Goal (14-66, 6:59)	3	0
Chargers	3	8:59	H.Henry 3 yd. pass from P.Rivers (kick failed, wl) (10-77, 6:01)	9	0
Chargers	3	1:46	Ty.Williams 27 yd. pass from P.Rivers (D.Kaser kick) (8-92, 3:59)	16	0
Cowboys	4	12:48	R.Smith 2 yd. run (pass failed) (9-81, 3:58)	16	6
Chargers	4	9:58	K.Allen 42 yd. pass from P.Rivers (kick failed, wr) (6-75, 2:50)	22	6
Chargers	4	7:41	D.King 90 yd. interception return (kick failed, wr)	28	6

Paid Attendance: 93,012

Los Angeles Chargers vs Dallas Cowboys  
11/23/2017 at AT&T Stadium

### Final Team Statistics

	Visitor Chargers	Home Cowboys
<b>TOTAL FIRST DOWNS</b>	25	14
By Rushing	4	4
By Passing	17	8
By Penalty	4	2
<b>THIRD DOWN EFFICIENCY</b>	9-14-64%	6-11-55%
<b>FOURTH DOWN EFFICIENCY</b>	0-1-0%	0-0-0%
<b>TOTAL NET YARDS</b>	515	247
Total Offensive Plays (inc. times thrown passing)	66	49
Average gain per offensive play	7.8	5.0
<b>NET YARDS RUSHING</b>	81	79
Total Rushing Plays	33	20
Average gain per rushing play	2.5	4.0
Tackles for a loss-number and yards	3-7	1-4
<b>NET YARDS PASSING</b>	434	168
Times thrown - yards lost attempting to pass	0-0	2-11
Gross yards passing	434	179
<b>PASS ATTEMPTS-COMPLETIONS-HAD INTERCEPTED</b>	33-27-0	27-20-2
Avg gain per pass play (inc.# thrown passing)	13.2	5.8
<b>KICKOFFS Number-In End Zone-Touchbacks</b>	6-4-2	2-1-1
<b>PUNTS Number and Average</b>	0-0-0	5-41.6
Had Blocked	0	0
<b>FGs - PATs Had Blocked</b>	0-0	0-0
<b>Net Punting Average</b>	0.0	41.6
<b>TOTAL RETURN YARDAGE (Not Including Kickoffs)</b>	90	0
No. and Yards Punt Returns	0-0	0-0
No. and Yards Kickoff Returns	1-16	4-102
No. and Yards Interception Returns	2-90	0-0
<b>PENALTIES Number and Yards</b>	5-56	7-60
<b>FUMBLES Number and Lost</b>	1-0	1-0
<b>TOUCHDOWNS</b>	4	1
Rushing	0	1
Passing	3	0
Interceptions	1	0
<b>EXTRA POINTS Made-Attempts</b>	1-4	0-1
Kicking Made-Attempts	1-4	0-0
Passing Made-Attempts	0-0	0-1
<b>FIELD GOALS Made-Attempts</b>	1-2	0-0
<b>RED ZONE EFFICIENCY</b>	1-5-20%	1-2-50%
<b>GOAL TO GO EFFICIENCY</b>	1-3-33%	1-1-100%
<b>SAFETIES</b>	0	0
<b>FINAL SCORE</b>	28	6
<b>TIME OF POSSESSION</b>	36:05	23:55

Los Angeles Chargers vs Dallas Cowboys  
11/23/2017 at AT&T Stadium

### Final Individual Statistics

Los Angeles Chargers											Dallas Cowboys											
RUSHING											RUSHING											
	ATT	YDS	AVG	LG	TD							ATT	YDS	AVG	LG	TD						
M.Gordon	21	65	3.1	11	0							R.Smith	9	41	4.6	9	1					
A.Ekeler	6	15	2.5	7	0							A.Morris	9	36	4.0	6	0					
T.Benjamin	1	6	6.0	6	0							T.Williams	1	6	6.0	6	0					
P.Rivers	5	-5	-1.0	0	0							R.Switzer	1	-4	-4.0	-4	0					
Total	33	81	2.5	11	0						Total	20	79	4.0	9	1						
PASSING											PASSING											
	ATT	CMP	YDS	SK/YD	TD	LG	IN	RT				ATT	CMP	YDS	SK/YD	TD	LG	IN	RT			
P.Rivers	33	27	434	0/0	3	46	0	149.1			D.Prescott	27	20	179	2/11	0	38	2	60.6			
Total	33	27	434	0/0	3	46	0	149.1			Total	27	20	179	2/11	0	38	2	60.6			
PASS RECEIVING											PASS RECEIVING											
	TAR	REC	YDS	AVG	LG	TD						TAR	REC	YDS	AVG	LG	TD					
K.Allen	14	11	172	15.6	42	1					J.Witten	7	7	44	6.3	8	0					
H.Henry	5	5	76	15.2	27	1					T.Williams	5	4	54	13.5	38	0					
A.Ekeler	3	3	55	18.3	38	0					D.Bryant	5	3	37	12.3	18	0					
T.Benjamin	3	3	50	16.7	46	0					C.Beasley	3	2	19	9.5	12	0					
M.Gordon	3	3	23	7.7	16	0					R.Smith	2	2	7	3.5	4	0					
Ty.Williams	3	2	58	29.0	31	1					A.Morris	1	1	13	13.0	13	0					
A.Gates	2	0	0	0.0	0	0					B.Bulter	2	1	5	5.0	5	0					
Total	33	27	434	16.1	46	3					Total	25	20	179	9.0	38	0					
INTERCEPTIONS											INTERCEPTIONS											
	NO	YDS	AVG	LG	TD							NO	YDS	AVG	LG	TD						
D.King	1	90	90.0	90	1																	
C.Hayward	1	0	0.0	0	0																	
Total	2	90	45.0	90	1					Total	0	0	0.0	0	0	0						
PUNTING											PUNTING											
	NO	YDS	AVG	NET	TB	IN20	LG					NO	YDS	AVG	NET	TB	IN20	LG				
Total	0	0	0	0	0	0	0				C.Jones	5	208	41.6	41.6	0	4	57				
											Total	5	208	41.6	41.6	0	4	57				
PUNT RETURNS											PUNT RETURNS											
	NO	YDS	AVG	FC	LG	TD						NO	YDS	AVG	FC	LG	TD					
T.Benjamin	0	0	0.0	2	0	0																
[DOWNED]	1	0	0.0	0	0	0																
[OUT OF BOUNDS]	2	0	0.0	0	0	0																
Total	0	0	0.0	2	0	0				Total	0	0	0.0	0	0	0	0					
KICKOFF RETURNS											KICKOFF RETURNS											
	NO	YDS	AVG	FC	LG	TD						NO	YDS	AVG	FC	LG	TD					
D.King	1	16	16.0	0	16	0					R.Switzer	4	102	25.5	0	33	0					
[TOUCHBACK]	1	0	0.0	0	0	0					[TOUCHBACK]	2	0	0.0	0	0	0					
Total	1	16	16.0	0	16	0				Total	4	102	25.5	0	33	0						
Los Angeles Chargers											Dallas Cowboys											
FUMBLES											FUMBLES											
	FUM	LOST	OWN-REC	YDS	TD	FORCED	OPP-REC	YDS	TD	OUT-BDS		FUM	LOST	OWN-REC	YDS	TD	FORCED	OPP-REC	YDS	TD	OUT-BDS	
S.Pulley	1	0	0	-11	0	0	0	0	0	0		T.Fredrick	1	0	0	0	0	0	0	0	0	0
P.Rivers	0	0	1	0	0	0	0	0	0	0		D.Prescott	0	0	1	0	0	0	0	0	0	0
Total	1	0	1	-11	0	0	0	0	0	0		Total	1	0	1	0	0	0	0	0	0	0





## WEEK 13 RECAP - CHARGERS 19, BROWNS 10



The Los Angeles Chargers moved into a first-place tie in the AFC West Sunday after a 19-10 win over the Cleveland Browns at StubHub Center.

Donning the Chargers' throwback royal blue uniforms, quarterback Philip Rivers and wide receiver Keenan Allen did their best "Air Coryell" impression on alumni weekend. Rivers finished 31-of-43 for 344 yards and a touchdown that moved him into seventh place all-time in passing touchdowns. Allen caught 10 passes for 105 yards and a touchdown.

New Chargers kicker Travis Coons -- after missing a 38-yard field-goal attempt in the first quarter -- made one from 21 yards out in second quarter to put Los Angeles up 3-0.

Coons made a 40-yard field goal on the Chargers' next offensive possession, but the Browns quickly responded with a 28-yard touchdown from rookie quarterback DeShone Kizer to tight end David Njoku. Cleveland's five-play, 65-yard drive included a 28-yard reception from wide receiver Josh Gordon, who played in his first NFL regular-season game since 2014.

Coons converted on a 22-yard field goal as time expired -- his third of the quarter -- to give the Chargers a 9-7 lead at halftime.

Los Angeles opened the second half with a 10-play, 78-yard drive that ended with a seven-yard touchdown reception by Allen. Coons' extra point increased the Chargers lead to 16-7. Allen has 33 catches for 436 yards and four touchdowns in his last three games.

After exchanging field goals, the Browns drove deep into Chargers territory with under five minutes remaining in the game. On third-and-goal from the 15-yard line, defensive end Joey Bosa sacked Kizer, who fumbled. Linebacker Denzel Perryman recovered and the Chargers took over from their own 20. Bosa now has 11.5 sacks on the season.

Chargers safety Adrian Phillips intercepted Kizer and returned it nine yards with 1:14 remaining to put the game on ice.

Tight end Hunter Henry had 81 yards on seven receptions. Wide receiver Travis Benjamin caught four passes for 68 yards against his former team. Running back Melvin Gordon ran for 77 yards on 19 carries.

	1	2	3	4	OT	Total
VISITOR:	0	7	0	3	0	10
HOME:	0	9	10	0	0	19

### Scoring Plays

Team	Qtr	Time	Play Description (Extra Point) (Drive Info)	Visitor	Home
Chargers	2	9:03	T.Coons 21 yd. Field Goal (10-60, 4:25)	0	3
Chargers	2	3:45	T.Coons 40 yd. Field Goal (7-38, 3:29)	0	6
Browns	2	1:55	D.Njoku 28 yd. pass from D.Kizer (Z.Gonzalez kick) (5-65, 1:50)	7	6
Chargers	2	0:00	T.Coons 22 yd. Field Goal (11-75, 1:55)	7	9
Chargers	3	10:35	K.Allen 7 yd. pass from P.Rivers (T.Coons kick) (10-78, 4:25)	7	16
Chargers	3	1:02	T.Coons 27 yd. Field Goal (12-66, 7:03)	7	19
Browns	4	12:03	Z.Gonzalez 35 yd. Field Goal (11-58, 3:59)	10	19
Paid Attendance: 25,320				Time: 3:02	

Cleveland Browns vs Los Angeles Chargers  
12/3/2017 at StubHub Center

### Final Team Statistics

	Visitor Browns	Home Chargers
<b>TOTAL FIRST DOWNS</b>	17	23
By Rushing	7	4
By Passing	7	19
By Penalty	3	0
<b>THIRD DOWN EFFICIENCY</b>	5-11-45%	8-15-53%
<b>FOURTH DOWN EFFICIENCY</b>	0-1-0%	1-1-100%
<b>TOTAL NET YARDS</b>	291	429
Total Offensive Plays (inc. times thrown passing)	57	69
Average gain per offensive play	5.1	6.2
<b>NET YARDS RUSHING</b>	89	94
Total Rushing Plays	22	25
Average gain per rushing play	4.0	3.8
Tackles for a loss-number and yards	6-10	6-15
<b>NET YARDS PASSING</b>	202	335
Times thrown - yards lost attempting to pass	3-13	1-9
Gross yards passing	215	344
<b>PASS ATTEMPTS-COMPLETIONS-HAD INTERCEPTED</b>	32-15-1	43-31-0
Avg gain per pass play (inc. # thrown passing)	5.8	7.6
<b>KICKOFFS Number-In End Zone-Touchbacks</b>	3-0-0	5-4-3
<b>PUNTS Number and Average</b>	3-39.0	2-36.5
Had Blocked	0	0
<b>FGs - PATs Had Blocked</b>	0-0	0-0
<b>Net Punting Average</b>	36.0	30.5
<b>TOTAL RETURN YARDAGE (Not Including Kickoffs)</b>	12	18
No. and Yards Punt Returns	1-12	1-9
No. and Yards Kickoff Returns	2-51	3-82
No. and Yards Interception Returns	0-0	1-9
<b>PENALTIES Number and Yards</b>	4-24	5-62
<b>FUMBLES Number and Lost</b>	1-1	2-0
<b>TOUCHDOWNS</b>	1	1
Rushing	0	0
Passing	1	1
<b>EXTRA POINTS Made-Attempts</b>	1-1	1-1
Kicking Made-Attempts	1-1	1-1
<b>FIELD GOALS Made-Attempts</b>	1-1	4-5
<b>RED ZONE EFFICIENCY</b>	0-2-0%	1-4-25%
<b>GOAL TO GO EFFICIENCY</b>	0-1-0%	1-3-33%
<b>SAFETIES</b>	0	0
<b>FINAL SCORE</b>	10	19
<b>TIME OF POSSESSION</b>	25:03	34:57

Cleveland Browns vs Los Angeles Chargers  
12/3/2017 at StubHub Center

### Final Individual Statistics

Cleveland Browns													Los Angeles Chargers												
RUSHING													RUSHING												
	ATT	YDS	AVG	LG	TD									ATT	YDS	AVG	LG	TD							
D.Kizer	5	46	9.2	17	0	M.Gordon	19	77	4.1	29	0			19	77	4.1	29	0							
I.Crowell	10	41	4.1	16	0	A.Ekeler	4	19	4.8	9	0			4	19	4.8	9	0							
D.Johnson Jr.	7	2	0.3	4	0	P.Rivers	2	-2	-1.0	-1	0			2	-2	-1.0	-1	0							
Total	22	89	4.0	17	0	Total								25	94	3.8	29	0							
PASSING													PASSING												
	ATT	CMP	YDS	SK/YD	TD	LG	IN	RT						ATT	CMP	YDS	SK/YD	TD	LG	IN	RT				
D.Kizer	32	15	215	3/13	1	39	1	66.5						P.Rivers	43	31	344	1/9	1	39	0	103.2			
Total	32	15	215	3/13	1	39	1	66.5						Total	43	31	344	1/9	1	39	0	103.2			
PASS RECEIVING													PASS RECEIVING												
	TAR	REC	YDS	AVG	LG	TD								TAR	REC	YDS	AVG	LG	TD						
J.Gordon	11	4	85	21.3	39	0	K.Allen	14	10	105	10.5	26	1												
D.Njoku	6	4	74	18.5	33	1	H.Henry	9	7	81	11.6	25	0												
S.DeValve	3	2	33	16.5	25	0	T.Benjamin	6	4	68	17.0	39	0												
D.Johnson Jr.	4	2	10	5.0	11	0	M.Gordon	4	4	29	7.3	14	0												
K.Britt	3	2	10	5.0	7	0	A.Gates	4	3	32	10.7	12	0												
I.Crowell	1	1	3	3.0	3	0	A.Ekeler	3	2	21	10.5	16	0												
C.Coleman	4	0	0	0.0	0	0	Ty.Williams	3	1	8	8.0	8	0												
Total	32	15	215	14.3	39	1	Total	43	31	344	11.1	39	1												
INTERCEPTIONS													INTERCEPTIONS												
	NO	YDS	AVG	LG	TD									NO	YDS	AVG	LG	TD							
Total	0	0	0	0	0									A.Phillips	1	9	9.0	9	0						
														Total	1	9	9.0	9	0						
PUNTING													PUNTING												
	NO	YDS	AVG	NET	TB	IN20	LG							NO	YDS	AVG	NET	TB	IN20	LG					
B.Colquhitt	3	117	39.0	36.0	0	1	44							D.Kaser	2	73	36.5	30.5	0	1	42				
Total	3	117	39.0	36.0	0	1	44							Total	2	73	36.5	30.5	0	1	42				
PUNT RETURNS													PUNT RETURNS												
	NO	YDS	AVG	FC	LG	TD								NO	YDS	AVG	FC	LG	TD						
D.Johnson Jr.	1	12	12.0	0	12	0	T.Benjamin	1	9	9.0	0	9	0												
[DOWNED]	1	0	0.0	0	0	0	[DOWNED]	1	0	0.0	0	0	0												
							[OUT OF BOUNDS]	1	0	0.0	0	0	0												
Total	1	12	12.0	0	12	0	Total	1	9	9.0	0	9	0												
KICKOFF RETURNS													KICKOFF RETURNS												
	NO	YDS	AVG	FC	LG	TD								NO	YDS	AVG	FC	LG	TD						
M.Daves	2	51	25.5	0	32	0	D.King	3	82	27.3	0	44	0												
[TOUCHBACK]	3	0	0.0	0	0	0																			
Total	2	51	25.5	0	32	0	Total	3	82	27.3	0	44	0												
Cleveland Browns													Los Angeles Chargers												
FUMBLES													FUMBLES												
	FUM	LOST	OWN-REC	YDS	TD	FORCED	OPP-REC	YDS	TD	OUT-BDS				FUM	LOST	OWN-REC	YDS	TD	FORCED	OPP-REC	YDS	TD	OUT-BDS		
D.Kizer	1	1	0	0	0	0	0	0	0	0			K.Allen	1	0	0	0	0	0	0	0	0	0	0	
N.Orchard	0	0	0	0	0	1	0	0	0	0			P.Rivers	1	0	0	0	0	0	0	0	0	0	0	
J.Schobert	0	0	0	0	0	1	0	0	0	0			H.Henry	0	0	1	0	0	0	0	0	0	0	0	
Total	1	1	0	0	0	2	0	0	0	0			R.Olajum	0	0	1	0	0	0	0	0	0	0	0	
													J.Bosa	0	0	0	0	0	1	0	0	0	0	0	
													D.Perryman	0	0	0	0	0	0	1	0	0	0	0	
													Total	2	0	2	0	0	1	1	0	0	0	0	





## WEEK 14 RECAP - CHARGERS 30, REDSKINS 13



The Los Angeles Chargers used a familiar formula to beat the Washington Redskins 30-13 Sunday at StubHub Center: a scorching hot Philip Rivers and a heavy dose of Keenan Allen.

Allen caught six passes for 111 yards -- his fourth straight game with over 100 yards receiving -- and Rivers had his third straight 300-yard passing game. That combination now has Los Angeles winners of four straight and above .500 for the first time in 2017.

Los Angeles also scored on its opening drive for the first time this season. Kicker Travis Coons made a 33-yard field goal to put the Chargers up 3-0. Los Angeles is now 5-1 this season when scoring first.

After forcing a Redskins punt, Los Angeles went on a 10-play, 92-yard drive that ended with an eight-yard touchdown pass from Rivers to tight end Hunter Henry. Rivers finished the game 18-of-31 for 319 yards and two touchdowns.

On the first play of Washington's next possession, Chargers cornerback Trevor Williams deflected a Kirk Cousins pass that fell into the arms of linebacker Kyle Emanuel for an interception. Six plays later, Coons converted from 21 yards out to give the Chargers a 13-0 lead after the first quarter.

The Redskins cut the lead to 13-6 after Cousins found tight end Vernon Davis for a 26-yard touchdown. Washington's nine-play scoring drive, though, would be erased by just one.

Rivers found wide receiver Tyrell Williams for a 75-yard touchdown pass on the Bolts' first play of the second quarter. The 11-second drive increased the Chargers lead to 20-6. It was Williams' second 75-yard touchdown of the season.

Later in the quarter, Coons made his third field goal of the half -- this time from 36 yards out -- and the Chargers took a 23-6 advantage into halftime. After missing his first field-goal attempt as a Charger last Sunday, Coons has converted on his last seven.

The Chargers pulled out their bag of tricks in the third quarter, successfully executing a flea-flicker that ended with a 51-yard catch from Rivers to Allen. One play later, running back Melvin Gordon scored from one-yard out to give the Chargers a 30-6 lead after another Coons extra point.

Williams finished the game with four catches for 132 yards and a touchdown. Henry snagged four balls for 50 yards and a score. Gordon had 78 rushing yards and a touchdown on 22 carries. After Sunday's performance, Allen now has a single-season career-high in yards and receptions.

	1	2	3	4	OT	Total
VISITOR: Washington Redskins	0	6	0	7	0	13
HOME: Los Angeles Chargers	13	10	7	0	0	30

### Scoring Plays

Team	Qtr	Time	Play Description (Extra Point) (Drive Info)	Visitor	Home
Chargers	1	9:53	T.Coons 33 yd. Field Goal (10-60, 5:07)	0	3
Chargers	1	2:34	H.Henry 8 yd. pass from P.Rivers (T.Coons kick) (10-92, 4:24)	0	10
Chargers	1	0:03	T.Coons 21 yd. Field Goal (6-26, 2:19)	0	13
Redskins	2	10:13	V.Davis 23 yd. pass from K.Cousins (kick failed, hlu) (9-77, 4:50)	6	13
Chargers	2	10:02	Ty.Williams 75 yd. pass from P.Rivers (T.Coons kick) (1-75, 0:11)	6	20
Chargers	2	2:23	T.Coons 36 yd. Field Goal (8-45, 4:03)	6	23
Chargers	3	6:17	M.Gordon 1 yd. run (T.Coons kick) (3-55, 1:29)	6	30
Redskins	4	2:36	B.Breeland 96 yd. interception return (N.Rose kick)	13	30
Paid Attendance: 25,393				Time: 2:59	

Washington Redskins vs Los Angeles Chargers  
12/10/2017 at StubHub Center

### Final Team Statistics

	Visitor Redskins	Home Chargers
<b>TOTAL FIRST DOWNS</b>	9	24
By Rushing	1	7
By Passing	7	14
By Penalty	1	3
<b>THIRD DOWN EFFICIENCY</b>	2-12-17%	6-15-40%
<b>FOURTH DOWN EFFICIENCY</b>	1-2-50%	0-0-0%
<b>TOTAL NET YARDS</b>	201	488
Total Offensive Plays (inc. times thrown passing)	50	71
Average gain per offensive play	4.0	6.9
<b>NET YARDS RUSHING</b>	65	174
Total Rushing Plays	21	35
Average gain per rushing play	3.1	5.0
Tackles for a loss-number and yards	2-4	1-2
<b>NET YARDS PASSING</b>	136	314
Times thrown - yards lost attempting to pass	2-15	2-8
Gross yards passing	151	322
<b>PASS ATTEMPTS-COMPLETIONS-HAD INTERCEPTED</b>	27-15-1	34-19-1
Avg gain per pass play (inc.# thrown passing)	4.7	8.7
<b>KICKOFFS Number-In End Zone-Touchbacks</b>	3-2-2	7-2-1
<b>PUNTS Number and Average</b>	8-43.4	5-53.2
Had Blocked	0	0
<b>FGs - PATs Had Blocked</b>	0-0	0-0
<b>Net Punting Average</b>	37.3	46.2
<b>TOTAL RETURN YARDAGE (Not Including Kickoffs)</b>	111	72
No. and Yards Punt Returns	3-15	2-49
No. and Yards Kickoff Returns	6-128	1-20
No. and Yards Interception Returns	1-96	1-23
<b>PENALTIES Number and Yards</b>	4-48	5-40
<b>FUMBLES Number and Lost</b>	0-0	0-0
<b>TOUCHDOWNS</b>	2	3
Rushing	0	1
Passing	1	2
Interceptions	1	0
<b>EXTRA POINTS Made-Attempts</b>	1-2	3-3
Kicking Made-Attempts	1-2	3-3
<b>FIELD GOALS Made-Attempts</b>	0-0	3-3
<b>RED ZONE EFFICIENCY</b>	0-0-0%	2-6-33%
<b>GOAL TO GO EFFICIENCY</b>	0-0-0%	2-3-67%
<b>SAFETIES</b>	0	0
<b>FINAL SCORE</b>	13	30
<b>TIME OF POSSESSION</b>	24:40	35:20

Washington Redskins vs Los Angeles Chargers  
12/10/2017 at StubHub Center

### Final Individual Statistics

Washington Redskins											Los Angeles Chargers														
RUSHING											RUSHING														
	ATT	YDS	AVG	LG	TD							ATT	YDS	AVG	LG	TD									
S.Perine	17	45	2.6	10	0	M.Gordon	22	78	3.5	10	1														
L.Daniels	2	12	6.0	8	0	A.Ekeler	4	49	12.3	33	0														
K.Cousins	2	8	4.0	5	0	A.Williams	7	23	3.3	7	0														
						T.Benjamin	1	22	22.0	22	0														
						D.Watt	1	2	2.0	2	0														
Total	21	65	3.1	10	0	Total	35	174	5.0	33	1														
PASSING											PASSING														
	ATT	CMP	YDS	SK/YD	TD	LG	IN	RT				ATT	CMP	YDS	SK/YD	TD	LG	IN	RT						
K.Cousins	27	15	151	2/15	1	28	1	68.6	P.Rivers	31	18	319	2/8	2	75	0	114.9								
									K.Clemens	3	1	3	0/0	0	3	1	2.8								
Total	27	15	151	2/15	1	28	1	68.6	Total	34	19	322	2/8	2	75	1	95.5								
PASS RECEIVING											PASS RECEIVING														
	TAR	REC	YDS	AVG	LG	TD						TAR	REC	YDS	AVG	LG	TD								
S.Perine	4	4	7	1.8	6	0	K.Allen	8	6	111	18.5	51	0												
J.Crowder	6	3	34	11.3	18	0	Ty.Williams	4	4	132	33.0	75	1												
J.Dockson	6	3	34	11.3	13	0	H.Henry	6	4	50	12.5	20	1												
V.Davis	7	2	26	13.0	23	1	T.Benjamin	4	2	21	10.5	14	0												
R.Grant	1	1	28	28.0	28	0	M.Gordon	3	1	5	5.0	5	0												
N.Paul	1	1	15	15.0	15	0	M.Williams	3	1	3	3.0	3	0												
B.Quick	2	1	7	7.0	7	0	J.Cumberland	2	1	0	0.0	0	0												
							A.Ekeler	3	0	0	0.0	0	0												
							A.Gates	1	0	0	0.0	0	0												
Total	27	15	151	10.1	28	1	Total	34	19	322	16.9	75	2												
INTERCEPTIONS											INTERCEPTIONS														
	NO	YDS	AVG	LG	TD							NO	YDS	AVG	LG	TD									
B.Breeland	1	96	96.0	96	1	K.Emanuel	1	23	23.0	23	0														
Total	1	96	96.0	96	1	Total	1	23	23.0	23	0														
PUNTING											PUNTING														
	NO	YDS	AVG	NET	TB	IN20	LG					NO	YDS	AVG	NET	TB	IN20	LG							
T.Way	8	347	43.4	37.3	0	3	56	D.Kaser	5	266	53.2	46.2	1	2	63										
Total	8	347	43.4	37.3	0	3	56	Total	5	266	53.2	46.2	1	2	63										
PUNT RETURNS											PUNT RETURNS														
	NO	YDS	AVG	FC	LG	TD						NO	YDS	AVG	FC	LG	TD								
J.Crowder	3	15	5.0	1	10	0	T.Benjamin	2	49	24.5	2	47	0												
[TOUCHBACK]	1	0	0.0	0	0	0	D.King	0	0	0.0	1	0	0												
							[DOWNED]	1	0	0.0	0	0	0												
							[OUT OF BOUNDS]	2	0	0.0	0	0	0												
Total	3	15	5.0	1	10	0	Total	2	49	24.5	3	47	0												
KICKOFF RETURNS											KICKOFF RETURNS														
	NO	YDS	AVG	FC	LG	TD						NO	YDS	AVG	FC	LG	TD								
B.Breeland	4	88	22.0	0	35	0	D.King	1	20	20.0	0	20	0												
B.Marshall	1	22	22.0	0	22	0	[TOUCHBACK]	2	0	0.0	0	0	0												
N.Paul	1	18	18.0	0	18	0																			
[TOUCHBACK]	1	0	0.0	0	0	0																			
Total	6	128	21.3	0	35	0	Total	1	20	20.0	0	20	0												
Washington Redskins											Los Angeles Chargers														
FUMBLES											FUMBLES														
	FUM	LOST	OWN-REC	YDS	TD	FORCED	OPP-REC	YDS	TD	OUT-BDS							FUM	LOST	OWN-REC	YDS	TD	FORCED	OPP-REC	YDS	TD
Total	0	0	0	0	0	0	0	0	0	0							0	0	0	0	0	0	0	0	0
Los Angeles Chargers											Los Angeles Chargers														
FUMBLES											FUMBLES														
	FUM	LOST	OWN-REC	YDS	TD	FORCED	OPP-REC	YDS	TD	OUT-BDS							FUM	LOST	OWN-REC	YDS	TD	FORCED	OPP-REC	YDS	TD
Total	0	0	0	0	0	0	0	0	0	0							0	0	0	0	0	0	0	0	0



## WEEK 15 RECAP - CHIEFS 30, CHARGERS 13



The Los Angeles Chargers lost to the Kansas City Chiefs 30-13 Saturday night at Arrowhead Stadium.

Running back Melvin Gordon had 169 total yards and a touchdown, but it wasn't enough to overcome turnovers on four straight second-half possessions. The Chiefs are now by themselves atop the AFC West after snapping the Chargers' four-game winning streak.

Kansas City held the ball for 10:28 in the first quarter, including a 15-play drive that ended with a 31-yard Harrison Butker field goal that gave the Chiefs a 3-0 lead.

Chiefs quarterback Alex Smith found speedy wide receiver Tyreek Hill for a 64-yard touchdown in the second quarter to increase Kansas City's lead to 10-0 after a Butker extra point.

Los Angeles quickly responded with an impressive 10-play, 75-yard drive capped off by a two-yard touchdown by Gordon. Kicker Travis Coons missed the extra point, though, which gave the Chiefs a 10-6 lead at halftime.

The Chargers stayed hot on offense after forcing a three-and-out to start the second half. Set up by a 49-yard reception by Gordon, quarterback Philip Rivers found tight end

Antonio Gates in the end zone for the 86th time in his career. The 10-yard score put the Chargers ahead 13-10 after Coons connected on the extra point.

Kansas City regained the lead when rookie running back Kareem Hunt caught a three-yard touchdown pass from quarterback Alex Smith. Down 17-13, Los Angeles turned the ball over on its next four possessions.

Rivers threw an interception to Chiefs cornerback Marcus Peters, who returned it 62 yards to the Chargers' six-yard line. The turnover lead to a 24-yard Butker field goal, which increased Kansas City's lead to 20-13. It was Rivers' first interception in his last 163 pass attempts.

Rookie running back Austin Ekeler fumbled on the next Bolts possession, and Rivers would throw two more interceptions. The Chiefs closed the game with 20 unanswered points -- 13 of them coming off of turnovers.

Defensive end Melvin Ingram notched his 10th sack of the season in the first quarter. Wide receiver Keenan Allen had 54 yards on five catches. Rivers finished the game 20-of-36 for 227 yards, one touchdown and three interceptions.

The Chargers playoff hopes are still alive, but they'll need to win and get some help over the final two weeks of the regular season.

	1	2	3	4	OT	Total
VISITOR:	0	6	7	0	0	13
HOME:	3	7	10	10	0	30

### Scoring Plays

Team	Qtr	Time	Play Description (Extra Point) (Drive Info)	Visitor	Home
Chiefs	1	0:00	H.Butker 31 yd. Field Goal (15-82, 8:55)	0	3
Chiefs	2	6:30	T.Hill 64 yd. pass from A.Smith (H.Butker kick) (4-80, 1:50)	0	10
Chargers	2	2:00	M.Gordon 2 yd. run (kick failed, wl) (10-75, 4:30)	6	10
Chargers	3	9:20	A.Gates 10 yd. pass from P.Rivers (T.Coons kick) (6-88, 3:27)	13	10
Chiefs	3	2:07	K.Hunt 3 yd. pass from A.Smith (H.Butker kick) (12-69, 7:13)	13	17
Chiefs	3	0:28	H.Butker 24 yd. Field Goal (4-0, 1:12)	13	20
Chiefs	4	10:59	H.Butker 51 yd. Field Goal (6-23, 3:28)	13	23
Chiefs	4	3:57	K.Hunt 5 yd. run (H.Butker kick) (7-65, 4:26)	13	30
Paid Attendance: 75,011				Time: 3:09	

Los Angeles Chargers vs Kansas City Chiefs  
12/16/2017 at Arrowhead Stadium

### Final Team Statistics

	Visitor Chargers	Home Chiefs
<b>TOTAL FIRST DOWNS</b>	20	20
By Rushing	7	9
By Passing	11	7
By Penalty	2	4
<b>THIRD DOWN EFFICIENCY</b>	4-11-36%	6-14-43%
<b>FOURTH DOWN EFFICIENCY</b>	1-2-50%	1-1-100%
<b>TOTAL NET YARDS</b>	307	397
Total Offensive Plays (inc. times thrown passing)	60	63
Average gain per offensive play	5.1	6.3
<b>NET YARDS RUSHING</b>	98	174
Total Rushing Plays	22	32
Average gain per rushing play	4.5	5.4
Tackles for a loss-number and yards	1-2	1-1
<b>NET YARDS PASSING</b>	209	223
Times thrown - yards lost attempting to pass	2-18	1-8
Gross yards passing	227	231
<b>PASS ATTEMPTS-COMPLETIONS-HAD INTERCEPTED</b>	36-20-3	30-23-4
Avg gain per pass play (inc.# thrown passing)	5.5	7.2
<b>KICKOFFS Number-In End Zone-Touchbacks</b>	3-0-0	7-6-6
<b>PUNTS Number and Average</b>	3-49.7	3-43.0
Had Blocked	0	0
<b>FGs - PATs Had Blocked</b>	0-0	0-0
<b>Net Punting Average</b>	42.7	41.0
<b>TOTAL RETURN YARDAGE (Not Including Kickoffs)</b>	6	75
No. and Yards Punt Returns	1-6	2-1
No. and Yards Kickoff Returns	1-21	3-75
No. and Yards Interception Returns	0-0	3-74
<b>PENALTIES Number and Yards</b>	9-61	7-71
<b>FUMBLES Number and Lost</b>	1-1	1-0
<b>TOUCHDOWNS</b>	2	3
Rushing	1	1
Passing	1	2
<b>EXTRA POINTS Made-Attempts</b>	1-2	3-3
Kicking Made-Attempts	1-2	3-3
<b>FIELD GOALS Made-Attempts</b>	0-0	3-4
<b>RED ZONE EFFICIENCY</b>	2-2-100%	2-4-50%
<b>GOAL TO GO EFFICIENCY</b>	2-2-100%	2-3-67%
<b>SAFETIES</b>	0	0
<b>FINAL SCORE</b>	13	30
<b>TIME OF POSSESSION</b>	26:39	33:21

Los Angeles Chargers vs Kansas City Chiefs  
12/16/2017 at Arrowhead Stadium

### Final Individual Statistics

Los Angeles Chargers										Kansas City Chiefs														
RUSHING										RUSHING														
	ATT	YDS	AVG	LG	TD						ATT	YDS	AVG	LG	TD									
M.Gordon	19	78	4.1	15	1	K.Hunt					24	155	6.5	23	1									
A.Ekeler	2	13	6.5	13	0	A.Smith					3	13	4.3	7	0									
T.Benjamin	1	7	7.0	7	0	C.West					5	6	1.2	3	0									
Total	22	98	4.5	15	1	Total					32	174	5.4	23	1									
PASSING										PASSING														
	ATT	CMP	YDS	SK/YD	TD	LG	IN	RT			ATT	CMP	YDS	SK/YD	TD	LG	IN	RT						
P.Rivers	36	20	227	2/18	1	49	3	49.2	A.Smith		30	23	231	1/8	2	64	0	120.3						
Total	36	20	227	2/18	1	49	3	49.2	Total		30	23	231	1/8	2	64	0	120.3						
PASS RECEIVING										PASS RECEIVING														
	TAR	REC	YDS	AVG	LG	TD					TAR	REC	YDS	AVG	LG	TD								
M.Gordon	8	6	91	15.2	49	0	K.Hunt				9	7	51	7.3	21	1								
K.Allen	8	5	54	10.8	15	0	T.Kelce				7	6	46	7.7	21	0								
Ty.Williams	7	3	31	10.3	18	0	T.Hill				6	5	88	17.6	64	1								
H.Henry	3	3	28	9.3	14	0	D.Thomas				2	2	6	3.0	4	0								
A.Gates	3	1	10	10.0	10	1	O.Charles				1	1	18	18.0	18	0								
T.Benjamin	4	1	7	7.0	7	0	A.Wilson				2	1	15	15.0	15	0								
A.Ekeler	1	1	6	6.0	6	0	D.Harris				2	1	7	7.0	7	0								
M.Williams	1	0	0	0.0	0	0	C.West				1	0	0	0.0	0	0								
B.Oliver	1	0	0	0.0	0	0																		
Total	36	20	227	11.4	49	1	Total				30	23	231	10.0	64	2								
INTERCEPTIONS										INTERCEPTIONS														
	NO	YDS	AVG	LG	TD						NO	YDS	AVG	LG	TD									
	0	0	0	0	0																			
Total	0	0	0	0	0																			
PUNTING										PUNTING														
	NO	YDS	AVG	NET	TB	IN20	LG				NO	YDS	AVG	NET	TB	IN20	LG							
D.Kaser	3	149	49.7	42.7	1	2	61	D.Colquitt			3	129	43.0	41.0	0	2	51							
Total	3	149	49.7	42.7	1	2	61	Total			3	129	43.0	41.0	0	2	51							
PUNT RETURNS										PUNT RETURNS														
	NO	YDS	AVG	FC	LG	TD					NO	YDS	AVG	FC	LG	TD								
T.Benjamin	1	6	6.0	1	6	0	T.Hill				1	1	1.0	0	1	0								
[OUT OF BOUNDS]	1	0	0.0	0	0	0	D.Sorensen				1	0	0.0	0	0	0								
							[TOUCHBACK]				1	0	0.0	0	0	0								
Total	1	6	6.0	1	6	0	Total				2	1	0.5	0	1	0								
KICKOFF RETURNS										KICKOFF RETURNS														
	NO	YDS	AVG	FC	LG	TD					NO	YDS	AVG	FC	LG	TD								
D.King	1	21	21.0	0	21	0	A.Hunt				3	75	25.0	0	31	0								
[TOUCHBACK]	6	0	0.0	0	0	0																		
Total	1	21	21.0	0	21	0	Total				3	75	25.0	0	31	0								
Los Angeles Chargers FUMBLES										Kansas City Chiefs FUMBLES														
	FUM	LOST	OWN-REC	YDS	TD	FORCED	OPP-REC	YDS	TD	OUT-BDS			FUM	LOST	OWN-REC	YDS	TD	FORCED	OPP-REC	YDS	TD	OUT-BDS		
A.Ekeler	1	1	0	0	0	0	0	0	0	0	A.Sorensen			1	0	0	0	0	0	0	0	0	0	
Total	1	1	0	0	0	0	0	0	0	0	O.Charles			0	0	1	0	0	0	0	0	0	0	
											M.Peters			0	0	0	0	1	0	0	0	0	0	
											R.Parker			0	0	0	0	0	1	7	0	0	0	
											Total			1	0	1	0	1	1	7	0	0	0	





## WEEK 16 RECAP - CHARGERS 14, JETS 7



The Los Angeles Chargers used a classic connection on Christmas Eve to deliver their eighth win of the 2017 season.

Tight end Antonio Gates caught six passes for 81 yards -- including his 87th touchdown reception from quarterback Philip Rivers -- to help lead the Chargers over the New York Jets 14-7 Sunday at MetLife Stadium.

Running back Melvin Gordon had 128 total yards and a touchdown. Gordon also surpassed 1,000 rushing yards for the first time in his NFL career. Rivers finished 22-of-40 for 290 yards and a touchdown.

After a scoreless first quarter that included three Los Angeles punts, the Chargers opened the second with their tried-and-true duo. Rivers found Gates for a 27-yard reception, the future Hall of Famer's longest catch of the season. Four plays later, the two connected in the end zone for a three-yard touchdown to give the Bolts a 7-0 lead after new kicker Nick Rose made the extra point.

Rose missed a 47-yard field goal on the Chargers' opening possession of the second half. Three plays later, Jets running back Bilal Powell rushed 57 yards for a touchdown.

A Chandler Catanzaro extra point made the score 7-7.

Los Angeles responded with an eight-play, 75-yard drive, capped off by a one-yard touchdown rush by Gordon. The Chargers led 14-7 after the third quarter, the eventual final score.

The Chargers forced three turnovers and held Jets quarterback Bryce Petty to 119 yards passing. Los Angeles was also turnover-free Sunday after committing four turnovers last Saturday in Kansas City.

Chargers rookie defensive end Isaac Rochell earned the first sack of his career. Rivers passed John Elway for eighth-most completions in league history (4,124).

		1	2	3	4	OT	Total
VISITOR:	Los Angeles Chargers	0	7	7	0	0	14
HOME:	New York Jets	0	0	7	0	0	7

### Scoring Plays

Team	Qtr	Time	Play Description (Extra Point) (Drive Info)	Visitor	Home
Chargers	2	8:55	A.Gates 3 yd. pass from P.Rivers (N.Rose kick) (12-71, 5:46)	7	0
Jets	3	10:00	B.Powell 57 yd. run (C.Catanzaro kick) (3-63, 1:22)	7	7
Chargers	3	4:57	M.Gordon 1 yd. run (N.Rose kick) (8-75, 5:03)	14	7
Paid Attendance: 77,562					Time: 3:03

Los Angeles Chargers vs New York Jets  
12/24/2017 at MetLife

### Final Team Statistics

	Visitor Chargers	Home Jets
<b>TOTAL FIRST DOWNS</b>	21	13
By Rushing	6	7
By Passing	14	5
By Penalty	1	1
<b>THIRD DOWN EFFICIENCY</b>	5-15-33%	3-14-21%
<b>FOURTH DOWN EFFICIENCY</b>	0-0-0%	0-1-0%
<b>TOTAL NET YARDS</b>	379	295
Total Offensive Plays (inc. times thrown passing)	70	61
Average gain per offensive play	5.4	4.8
<b>NET YARDS RUSHING</b>	89	197
Total Rushing Plays	30	30
Average gain per rushing play	3.0	6.6
Tackles for a loss-number and yards	4-11	3-8
<b>NET YARDS PASSING</b>	290	98
Times thrown - yards lost attempting to pass	0-0	3-21
Gross yards passing	290	119
<b>PASS ATTEMPTS-COMPLETIONS-HAD INTERCEPTED</b>	40-22-0	28-15-1
Avg gain per pass play (inc.# thrown passing)	7.3	3.2
<b>KICKOFFS Number-In End Zone-Touchbacks</b>	3-3-3	2-1-1
<b>PUNTS Number and Average</b>	9-46.2	9-46.8
Had Blocked	0	0
<b>FGs - PATs Had Blocked</b>	0-0	0-0
<b>Net Punting Average</b>	42.9	43.6
<b>TOTAL RETURN YARDAGE (Not Including Kickoffs)</b>	61	30
No. and Yards Punt Returns	3-29	7-30
No. and Yards Kickoff Returns	0-0	0-0
No. and Yards Interception Returns	1-32	0-0
<b>PENALTIES Number and Yards</b>	8-80	5-34
<b>FUMBLES Number and Lost</b>	1-0	2-2
<b>TOUCHDOWNS</b>	2	1
Rushing	1	1
Passing	1	0
<b>EXTRA POINTS Made-Attempts</b>	2-2	1-1
Kicking Made-Attempts	2-2	1-1
<b>FIELD GOALS Made-Attempts</b>	0-1	0-0
<b>RED ZONE EFFICIENCY</b>	2-2-100%	0-1-0%
<b>GOAL TO GO EFFICIENCY</b>	2-2-100%	0-0-0%
<b>SAFETIES</b>	0	0
<b>FINAL SCORE</b>	14	7
<b>TIME OF POSSESSION</b>	32:58	27:02

Los Angeles Chargers vs New York Jets  
12/24/2017 at MetLife

### Final Individual Statistics

Los Angeles Chargers													New York Jets												
RUSHING													RUSHING												
	ATT	YDS	AVG	LG	TD									ATT	YDS	AVG	LG	TD							
M.Gordon	19	81	4.3	19	1	B.Powell							19	145	7.6	57	1								
B.Oliver	8	9	1.1	3	0	B.Petty							3	33	11.0	24	0								
D.Watt	1	3	3.0	3	0	M.Forte							8	19	2.4	9	0								
P.Rivers	1	0	0.0	0	0																				
T.Benjamin	1	-4	-4.0	-4	0																				
Total	30	89	3.0	19	1	Total							30	197	6.6	57	1								
PASSING													PASSING												
	ATT	CMP	YDS	SK/YD	TD	LG	IN	RT						ATT	CMP	YDS	SK/YD	TD	LG	IN	RT				
P.Rivers	40	22	290	0/0	1	39	0	86.5	B.Petty				28	15	119	3/21	0	16	1	49.6					
Total	40	22	290	0/0	1	39	0	86.5	Total				28	15	119	3/21	0	16	1	49.6					
PASS RECEIVING													PASS RECEIVING												
	TAR	REC	YDS	AVG	LG	TD								TAR	REC	YDS	AVG	LG	TD						
A.Gates	8	6	81	13.5	27	1	R.Anderson						7	5	51	10.2	16	0							
K.Allen	10	5	63	12.6	20	0	J.Kearse						8	5	42	8.4	14	0							
Ty.Williams	6	5	50	10.0	16	0	A.Seferian-Jenkins						8	4	21	5.3	11	0							
M.Gordon	3	3	47	15.7	39	0	M.Forte						1	1	7	7.0	7	0							
S.McGrath	2	2	26	13.0	23	0	B.Powell						1	0	0	0.0	0	0							
D.Watt	1	1	23	23.0	23	0	L.Thomas						1	0	0	0.0	0	0							
T.Benjamin	5	0	0	0.0	0	0	C.Hansen						1	0	0	0.0	0	0							
M.Williams	3	0	0	0.0	0	0	E.McGuire						1	0	0	0.0	0	0							
B.Oliver	1	0	0	0.0	0	0	B.Ovale						0	0	-2	0.0	-2	0							
Total	39	22	290	13.2	39	1	Total						28	15	119	7.9	16	0							
INTERCEPTIONS													INTERCEPTIONS												
	NO	YDS	AVG	LG	TD									NO	YDS	AVG	LG	TD							
K.Allen	1	32	32.0	32	0																				
Total	1	32	32.0	32	0	Total								0	0	0	0	0	0						
PUNTING													PUNTING												
	NO	YDS	AVG	NET	TB	IN20	LG							NO	YDS	AVG	NET	TB	IN20	LG					
D.Kaser	9	416	46.2	42.9	0	2	63	L.Edwards					9	421	46.8	43.6	0	5	50						
Total	9	416	46.2	42.9	0	2	63	Total					9	421	46.8	43.6	0	5	50						
PUNT RETURNS													PUNT RETURNS												
	NO	YDS	AVG	FC	LG	TD								NO	YDS	AVG	FC	LG	TD						
T.Benjamin	3	29	9.7	4	14	0	J.Natson						7	30	4.3	0	11	0							
[DOWNED]	1	0	0.0	0	0	0	[DOWNED]						2	0	0.0	0	0	0							
[OUT OF BOUNDS]	1	0	0.0	0	0	0																			
Total	3	29	9.7	4	14	0	Total						7	30	4.3	0	11	0							
KICKOFF RETURNS													KICKOFF RETURNS												
	NO	YDS	AVG	FC	LG	TD								NO	YDS	AVG	FC	LG	TD						
[TOUCHBACK]	1	0	0.0	0	0	0	[TOUCHBACK]						3	0	0.0	0	0	0	0						
Total	0	0	0.0	0	0	0	Total						0	0	0.0	0	0	0	0						
Los Angeles Chargers													New York Jets												
FUMBLES													FUMBLES												
	FUM	LOST	OWN-REC	YDS	TD	FORCED	OPP-REC	YDS	TD	OUT-BDS				FUM	LOST	OWN-REC	YDS	TD	FORCED	OPP-REC	YDS	TD	OUT-BDS		
P.Rivers	1	0		1	-2	0	0	0	0	0				1	1		0	0	0	0	0	0	0		
C.Hayward	0	0		0	0	0	1	1	0	0				0	0		0	0	0	0	0	0			
K.Toomer	0	0		0	0	0	1	0	0	0				0	0		0	0	0	0	0	0			
H.Pullard	0	0		0	0	0	0	1	0	0				0	0		0	0	0	0	0	0			
Total	1	0		1	-2	0	2	2	0	0				1	1		0	0	0	0	0	0			
Los Angeles Chargers													New York Jets												
FUMBLES													FUMBLES												
	FUM	LOST	OWN-REC	YDS	TD	FORCED	OPP-REC	YDS	TD	OUT-BDS				FUM	LOST	OWN-REC	YDS	TD	FORCED	OPP-REC	YDS	TD	OUT-BDS		
M.Forte	1	1		0	0	0	0	0	0	0				1	1		0	0	0	0	0	0	0		
E.McGuire	1	1		0	0	0	0	0	0	0				0	0		0	0	0	0	0	0			
Total	2	2		0	0	0	0	0	0	0				1	1		0	0	0	0	0	0			





## WEEK 17 RECAP - CHARGERS 30, RAIDERS 10



The Chargers closed 2017 with a 30-10 victory over the Oakland Raiders Sunday at StubHub Center to ensure a winning season (9-7) in their first season back in Los Angeles.

Philip Rivers went 28-of-37 for 387 yards and three touchdowns -- his sixth 300-yard game of the season. Melvin Gordon racked up 124 total yards and Keenan Allen caught nine passes for 133 yards and scored two touchdowns. All of this wasn't enough, though, to clinch the AFC's No. 6 seed in the playoffs.

The help the Chargers needed did not come. The Tennessee Titans beat the Jacksonville Jaguars 15-10 on Sunday, officially eliminating Los Angeles from the postseason.

After a scoreless opening quarter, Los Angeles and Oakland combined for 30 points in the second. The Chargers struck first on a sequence that they certainly didn't draw up. On the ninth play of an eventual 99-yard drive, Gordon rushed for 14 yards, but fumbled. The ball was plucked out of the air by Allen, who took it 27 yards for a touchdown. Nick Rose's extra point put Los Angeles up 7-0.

On the Raiders' next possession, Derek Carr found Amari Cooper for an 87-yard

touchdown that tied the score at 7-7 after a Giorgio Tavecchio extra point.

Los Angeles looked to go ahead on a 50-yard field-goal attempt by Rose, but the kick was blocked and returned to the Chargers' 30-yard line. Four plays later, Tavecchio broke the tie with a 40-yard field goal.

The fireworks continued when Rivers hooked up with Tyrell Williams for a 56-yard touchdown to regain the lead. Safety Tre Boston then picked off Carr on Oakland's next possession, which would later lead to a six-yard touchdown reception from Rivers to Allen.

The Chargers took a 20-10 advantage into halftime.

After a 25-yard Rose field goal to start the second half, Rivers' aerial assault continued when he hit Travis Benjamin for a 62-yard touchdown. The Chargers outgained the Raiders on offense 495 to 336.

In the first quarter, Rivers reached 50,000 passing yards for his career -- a feat that only eight other quarterbacks in NFL history have accomplished. Benjamin caught four passes for 96 yards. Joey Bosa had one sack and finished with 12.5 on the season.

		1	2	3	4	OT	Total
VISITOR:	Oakland Raiders	0	10	0	0	0	10
HOME:	Los Angeles Chargers	0	20	10	0	0	30

### Scoring Plays

Team	Qtr	Time	Play Description (Extra Point) (Drive Info)	Visitor	Home
Chargers	2	13:09	K.Allen 27 yd. fumble recovery (N.Rose kick) (9-99, 4:27)	0	7
Raiders	2	11:38	A.Cooper 87 yd. pass from D.Carr (G.Tavecchio kick) (4-75, 1:31)	7	7
Raiders	2	7:27	G.Tavecchio 40 yd. Field Goal (4-8, 1:06)	10	7
Chargers	2	5:12	Ty.Williams 56 yd. pass from P.Rivers (N.Rose kick) (4-75, 2:15)	10	14
Chargers	2	0:24	K.Allen 6 yd. pass from P.Rivers (kick blocked) (8-77, 1:24)	10	20
Chargers	3	10:39	N.Rose 25 yd. Field Goal (10-68, 4:21)	10	23
Chargers	3	0:53	T.Benjamin 62 yd. pass from P.Rivers (N.Rose kick) (9-82, 4:50)	10	30
Paid Attendance: 25,430					Time: 2:57

Oakland Raiders vs Los Angeles Chargers  
12/31/2017 at StubHub Center

### Final Team Statistics

	Visitor Raiders	Home Chargers
<b>TOTAL FIRST DOWNS</b>	14	26
By Rushing	6	9
By Passing	7	15
By Penalty	1	2
<b>THIRD DOWN EFFICIENCY</b>	4-11-36%	7-13-54%
<b>FOURTH DOWN EFFICIENCY</b>	0-3-0%	0-1-0%
<b>TOTAL NET YARDS</b>	336	495
Total Offensive Plays (inc. times thrown passing)	53	68
Average gain per offensive play	6.3	7.3
<b>NET YARDS RUSHING</b>	105	115
Total Rushing Plays	23	30
Average gain per rushing play	4.6	3.8
Tackles for a loss-number and yards	1-1	5-12
<b>NET YARDS PASSING</b>	231	380
Times thrown - yards lost attempting to pass	2-12	1-7
Gross yards passing	243	387
<b>PASS ATTEMPTS-COMPLETIONS-HAD INTERCEPTED</b>	28-19-1	37-28-0
Avg gain per pass play (inc. # thrown passing)	7.7	10.0
<b>KICKOFFS Number-In End Zone-Touchbacks</b>	3-3-3	6-6-5
<b>PUNTS Number and Average</b>	3-45.3	2-31.5
Had Blocked	0	0
<b>FGs - PATs Had Blocked</b>	0-0	1-1
<b>Net Punting Average</b>	45.3	31.5
<b>TOTAL RETURN YARDAGE (Not Including Kickoffs)</b>	0	25
No. and Yards Punt Returns	1-0	0-0
No. and Yards Kickoff Returns	1-29	0-0
No. and Yards Interception Returns	0-0	1-25
<b>PENALTIES Number and Yards</b>	6-85	7-65
<b>FUMBLES Number and Lost</b>	2-1	2-0
<b>TOUCHDOWNS</b>	1	4
Rushing	0	0
Passing	1	3
Fumbles	0	1
<b>EXTRA POINTS Made-Attempts</b>	1-1	3-4
Kicking Made-Attempts	1-1	3-4
<b>FIELD GOALS Made-Attempts</b>	1-1	1-2
<b>RED ZONE EFFICIENCY</b>	0-2-0%	1-3-33%
<b>GOAL TO GO EFFICIENCY</b>	0-1-0%	1-2-50%
<b>SAFETIES</b>	0	0
<b>FINAL SCORE</b>	10	30
<b>TIME OF POSSESSION</b>	28:40	33:20

Oakland Raiders vs Los Angeles Chargers  
12/31/2017 at StubHub Center

### Final Individual Statistics

Oakland Raiders													Los Angeles Chargers														
RUSHING						RUSHING						RUSHING						RUSHING									
	ATT	YDS	AVG	LG	TD		ATT	YDS	AVG	LG	TD		ATT	YDS	AVG	LG	TD		ATT	YDS	AVG	LG	TD				
M.Lynch	19	101	5.3	19	0	M.Gordon	17	93	5.5	17	0	M.Lynch	19	101	5.3	19	0	M.Gordon	17	93	5.5	17	0				
D.Washington	2	3	1.5	2	0	B.Oliver	7	13	1.9	11	0	D.Washington	2	3	1.5	2	0	B.Oliver	7	13	1.9	11	0				
D.Carr	2	1	0.5	2	0	P.Rivers	1	5	5.0	5	0	D.Carr	2	1	0.5	2	0	P.Rivers	1	5	5.0	5	0				
						T.Benjamin	2	4	2.0	3	0							T.Benjamin	2	4	2.0	3	0				
						D.Watt	1	2	2.0	2	0							D.Watt	1	2	2.0	2	0				
						K.Clemens	2	-2	-1.0	-1	0							K.Clemens	2	-2	-1.0	-1	0				
Total	23	105	4.6	19	0	Total	30	115	3.8	17	0	Total	23	105	4.6	19	0	Total	30	115	3.8	17	0				
PASSING						PASSING						PASSING						PASSING									
	ATT	CMP	YDS	SK/YD	TD	LG	IN	RT					ATT	CMP	YDS	SK/YD	TD	LG	IN	RT							
D.Carr	28	19	243	2/12	1	87	1	91.8	P.Rivers	37	28	387	1/7	3	62	0	135.8	D.Carr	28	19	243	2/12	1				
Total	28	19	243	2/12	1	87	1	91.8	Total	37	28	387	1/7	3	62	0	135.8	Total	28	19	243	2/12	1				
PASS RECEIVING						PASS RECEIVING						PASS RECEIVING						PASS RECEIVING									
	TAR	REC	YDS	AVG	LG	TD							TAR	REC	YDS	AVG	LG	TD									
S.Roberts	6	5	48	9.6	26	0	K.Allen	12	9	133	14.8	28	1	S.Roberts	6	5	48	9.6	26	0	K.Allen	12	9	133	14.8	28	1
A.Cooper	6	3	115	38.3	87	1	M.Gordon	7	6	31	5.2	14	0	A.Cooper	6	3	115	38.3	87	1	M.Gordon	7	6	31	5.2	14	0
J.Cook	4	3	35	11.7	24	0	T.Benjamin	5	4	96	24.0	62	1	J.Cook	4	3	35	11.7	24	0	T.Benjamin	5	4	96	24.0	62	1
M.Lynch	3	2	18	9.0	17	0	A.Gates	6	4	46	11.5	20	0	M.Lynch	3	2	18	9.0	17	0	A.Gates	6	4	46	11.5	20	0
M.Crabtree	2	2	17	8.5	12	0	Ty.Williams	4	3	67	22.3	56	1	M.Crabtree	2	2	17	8.5	12	0	Ty.Williams	4	3	67	22.3	56	1
D.Washington	3	2	0	0.0	1	0	M.Williams	1	1	8	8.0	8	0	D.Washington	3	2	0	0.0	1	0	M.Williams	1	1	8	8.0	8	0
J.Richard	1	1	6	6.0	6	0	B.Oliver	1	1	6	6.0	6	0	J.Richard	1	1	6	6.0	6	0	B.Oliver	1	1	6	6.0	6	0
C.Patterson	1	1	4	4.0	4	0								C.Patterson	1	1	4	4.0	4	0							
J.Holtton	1	0	0	0.0	0	0								J.Holtton	1	0	0	0.0	0	0							
Total	27	19	243	12.8	87	1	Total	36	28	387	13.8	62	3	Total	27	19	243	12.8	87	1	Total	36	28	387	13.8	62	3
INTERCEPTIONS						INTERCEPTIONS						INTERCEPTIONS						INTERCEPTIONS									
	NO	YDS	AVG	LG	TD								NO	YDS	AVG	LG	TD		NO	YDS	AVG	LG	TD				
Total	0	0	0	0	0	0	T.Boston	1	25	25.0	25	0	Total	0	0	0	0	0	T.Boston	1	25	25.0	25	0			
PUNTING						PUNTING						PUNTING						PUNTING									
	NO	YDS	AVG	NET	TB	IN20	LG						NO	YDS	AVG	NET	TB	IN20	LG								
M.King	3	136	45.3	45.3	0	1	50	D.Kaser	2	63	31.5	31.5	0	M.King	3	136	45.3	45.3	0	1	50	D.Kaser	2	63	31.5	31.5	0
Total	3	136	45.3	45.3	0	1	50	Total	2	63	31.5	31.5	0	Total	3	136	45.3	45.3	0	1	50	Total	2	63	31.5	31.5	0
PUNT RETURNS						PUNT RETURNS						PUNT RETURNS						PUNT RETURNS									
	NO	YDS	AVG	FC	LG	TD							NO	YDS	AVG	FC	LG	TD		NO	YDS	AVG	FC	LG	TD		
J.Holtton	1	0	0.0	0	0	0	T.Benjamin	0	0	0.0	2	0	0	J.Holtton	1	0	0.0	0	0	0	T.Benjamin	0	0	0.0	2	0	
T.Carrie	0	0	0.0	1	0	0	[OUT OF BOUNDS]	1	0	0.0	0	0	0	T.Carrie	0	0	0.0	1	0	0	[OUT OF BOUNDS]	1	0	0.0	0	0	
Total	1	0	0.0	1	0	0	Total	0	0	0.0	2	0	0	Total	1	0	0.0	1	0	0	Total	0	0	0.0	2	0	
KICKOFF RETURNS						KICKOFF RETURNS						KICKOFF RETURNS						KICKOFF RETURNS									
	NO	YDS	AVG	FC	LG	TD							NO	YDS	AVG	FC	LG	TD		NO	YDS	AVG	FC	LG	TD		
C.Patterson	1	29	29.0	0	29	0	[TOUCHBACK]	3	0	0.0	0	0	C.Patterson	1	29	29.0	0	29	0	[TOUCHBACK]	3	0	0.0	0	0	0	
[TOUCHBACK]	5	0	0.0	0	0	0								[TOUCHBACK]	5	0	0.0	0	0								
Total	1	29	29.0	0	29	0	Total	0	0	0.0	0	0	Total	1	29	29.0	0	29	0	Total	0	0	0.0	0	0	0	
Oakland Raiders FUMBLES													Los Angeles Chargers FUMBLES														
	FUM	LOST	OWN-REC	YDS	TD	FORCED	OPP-REC	YDS	TD	OUT-BDS			FUM	LOST	OWN-REC	YDS	TD	FORCED	OPP-REC	YDS	TD	OUT-BDS					
D.Carr	1	1	0	0	0	0	0	0	0	0	D.Carr	1	0	1	0	0	0	0	0	0	0	0					
J.Holtton	1	0	0	0	0	0	0	0	0	0	J.Holtton	1	0	0	0	0	0	0	0	0	0	0					
B.Irvin	0	0	0	0	0	0	1	0	0	0	B.Irvin	0	0	1	27	1	0	0	0	0	0	0					
R.Nelson	0	0	0	0	0	0	1	0	0	0	R.Nelson	0	0	0	0	0	1	0	0	0	0	0					
Total	2	1	0	0	0	0	2	0	0	0	Total	2	0	2	27	1	1	1	0	0	0	0					



## GAME 1 (BRONCOS)



- **Melvin Gordon** scored the first touchdown of the season for the Chargers for the second straight year. Gordon took a **Philip Rivers** pass 11 yards for the score. Gordon plowed in on a 1-yard run against Kansas City in 2016.
- **Joey Bosa** finished 2016 with at least a half-sack in six straight games and then added his first of the season in the third quarter against the Broncos. That is the team's longest streak since **Marcellus Wiley** had sacks in seven straight in 2001.
- **Antonio Gates** has now suited up in 15 NFL seasons, which tied **Dan Fouts** and **Russ Washington** for second in franchise history.
- **Philip Rivers** has now played in 181 career games, tying **Dan Fouts** for seventh in franchise history.
- **Adrian Phillips** recorded his third career interception with his fourth-quarter pick. His last interception came on Oct. 2, 2016, against the Saints.
- **Keenan Allen** hauled in a 5-yard strike from **Philip Rivers** in the fourth quarter. The touchdown reception was the first for Allen since Nov. 1, 2015, against the Ravens.
- **Korey Toomer** forced a Jamaal Charles fumble in the fourth quarter. The forced fumble was the fourth of his career and the first since Nov. 6 of last season.
- On the first play after the Denver fumble, **Philip Rivers** connected with **Travis Benjamin** for a 38-yard score. Over his career, Benjamin has six touchdowns of 30-yards or more.
- **Philip Rivers** recorded his 49th career game of three or more passing touchdowns in a single contest. He hit **Melvin Gordon**, **Keenan Allen** and **Travis Benjamin** for scores Monday night.



## GAME 2 (DOLPHINS)



- **Antonio Gates** hauled in his 900th career catch. The reception came on a four-yard pass from **Philip Rivers** with 3:00 minutes left in the second quarter.
- **Antonio Gates** is now in sole possession of the touchdown reception record by a tight end as he caught a 7-yard pass from **Philip Rivers** for the score with 8:18 left in the third quarter. The touchdown was the 112th of his career and was the 85th time that Rivers and Gates have connected for a touchdown. It took Gates 206 games to reach the milestone.
- **Philip Rivers** moved past Vinny Testaverde for 11th all-time on the career passing yards list. Rivers now has 46,356 career yards. He needs 648 yards to pass Fran Tarkenton for 10th all-time.
- **Philip Rivers** broke the team record for 300-yard passing games. Rivers accounted for 331 yards in the air against Miami to now have 52 career 300-yard passing games.
- With his 31 completions on Sunday, **Philip Rivers** now has 15 career games with 30 or more completions to his credit.
- **Philip Rivers** was 31-for-39 passing on Sunday. His 79.5 completion percentage was his 10th of his career with a 79 or higher percentage. The 79.5 percentage was the ninth best of his career.
- **Melvin Gordon** tied his single game career-high with seven catches. He also equaled his career-high in receiving yards with 65. He now has two 60-plus yard receiving games against the Dolphins.
- **Keenan Allen** tallied his 12th career 100-yard receiving game. His last 100-yard receiving game came on Oct. 18, 2015, against Green Bay when he caught 14 passes for 157 yards.
- **Hunter Henry** recorded his second career game of 80 or more receiving yards. His seven catches on Sunday was a career high.
- **Jatavis Brown** led the team in tackles for the second straight game and has now registered double-digit tackles in both games in 2017. His 12 tackles on Sunday is his fourth career double-digit tackle game.
- **Tre Boston** set a new career-high in tackles with nine against Miami.





## GAME 3 (CHIEFS)



### TEAM NOTES

The team captains for the Chargers were punter **#8 Drew Kaser**, corner **#26 Casey Hayward**, safety **#33 Tre Boston**, fullback **#34 Derek Watt** and guard **#79 Kenny Wiggins**.

### PLAYER NOTES

**Melvin Ingram** recorded a single-game career-high 3.0 sacks on Sunday. His previous single-game best was 2.5 against Miami on Dec. 20, 2015.

With 3.0 sacks on Sunday, **Melvin Ingram** has now posted a multiple-sack game in six contests. Ingram has a sack in every game in 2017, including two multi-sack games and has at least one sack in five of his last six games.

**Antonio Gates** caught two passes on Sunday to put his career total at 903. The 903 receptions tie him with **Wes Welker** for 21st all time.

**Travis Benjamin** recorded his sixth career 100-yard receiving game. Benjamin tallied 105 yards on five catches. His last 100-yard game was Oct. 9, 2016, at Oakland (7-117).

**Jatavis Brown** has amassed 10 or more tackles in all three games this season. Against the Chiefs, the NFL leader in tackles entering the day added 10 tackles. He has totaled 10 or more tackles in four of his last five games.

**Melvin Gordon's** 55-yard first quarter set a career-high for rushing yards in the opening quarter of a game, breaking his previous high of 41. Gordon's 78 yards in the first half were the second-most in his career, trailing only a 100-yard performance in the opening half of a win vs. Tennessee on Nov. 6, 2016.

Gordon's 40-plus rushing yard first quarters, career

	Date	Opponent	Yards
1.	Sept. 24, 2017	vs. Kansas City	55
2.	Sept. 11, 2017	at Denver	41
3.	Sept. 18, 2016	vs. Jacksonville	40

**Drew Kaser** uncorked his second longest punt of his career with a 66-yard boot in the third quarter. His career-long is 69 yards that he connected on against Oakland on Dec. 18, 2016. Kaser put two punts inside the 20 and averaged 50-yards per punt.

*pressbox totals were used for statistics*



## GAME 4 (EAGLES)



### TEAM NOTES

The team captains for the Chargers were quarterback **#17 Philip Rivers**, defensive end **#54 Melvin Ingram**, guard **#68 Matt Slauson**, tight end **#85 Antonio Gates** and nose tackle **#92 Brandon Mebane**.

### PLAYER NOTES

**Tyrell Williams** got the Chargers on the board in the second quarter with a 75-yard touchdown reception. The 75-yard score was the second longest of his career. Williams took a pass 80-yards to paydirt against the Broncos on Jan. 3, 2016. He has five touchdowns of 40 yards or more.

**Tyrell Williams'** 75-yard touchdown reception in the second quarter was the ninth-longest reception in franchise history and the eighth-longest touchdown in team annals.

Coupled with his 80-yard touchdown reception vs. Denver in Week 17 of 2015 (Jan. 3, 2016), **Williams** is the only Charger in team history to record two receiving touchdowns of 75-plus yards.

The touchdown tied for the fourth-longest touchdown reception in the NFL this season:

	Player	Date	Tm	Opp	Tgt	Rec	Yds	Avg	Lg
1	<a href="#">Austin Hooper</a>	09/10/17	Atl	Chi	2	2	128	64.0	88t
2	<a href="#">Kareem Hunt</a>	09/07/17	KC	NE	5	5	98	19.6	78t
3	<a href="#">Sterling Shepard</a>	09/24/17	NYG	Phi	10	7	133	19.0	77t
4	<a href="#">Tyreek Hill</a>	09/07/17	KC	NE	8	7	133	19.0	75t

**Tyrell Williams** recorded his fourth career 100-yard receiving game. Williams finished with five catches for 115 yards. His career-high seven catches for 140 yards came at Atlanta on Oct. 23, 2016.

**Austin Ekeler** scored his first career touchdown when he scampered 35 yards for the score. The touchdown came on his first career carry.

The last player to score a touchdown on his first career carry was **Jalen Richard** when he went 75 yards for the Raiders on Sept. 11, 2016.

**Philip Rivers** recorded his 53rd 300-yard passing game. Against the Eagles, Rivers went for 347 yards and two touchdowns. It was the 19th game of his career in which he threw for 300 or more yards with no interceptions.

**Philip Rivers** threw two touchdowns on Sunday to move his career total to 320. Only seven other quarterbacks have thrown 320 or more touchdowns.

**Darius Philon** brought down Carson Wentz in the first quarter for his second career sack. His first sack came against the Browns last season (12/24/16).

**Tyrell Williams** (115 yards) and **Keenan Allen** (138 yards) both posted 100-yard receiving games against the Eagles. The last time a Chargers receiver tandem went over 100 yards was **Travis Benjamin** (117 yards) and **Williams** (117 yards) on Oct. 9, 2016, at Oakland.

**Keenan Allen** hauled in five catches for 138 yards. Allen now has 13 100-yard receiving games in his career and two this season. The 138-yard performance was the third-best effort of his career.

**Jahleel Addae** tallied a career-high 11 tackles. The double-digit tackle performance was the second of his career. Addae registered 10 tackles on Dec. 4, 2016, against Tampa Bay.

**Antonio Gates** caught three passes to move his career reception total to 906. That moved him past **Wes Welker** for 21st all-time.





## GAME 5 (GIANTS)



### TEAM NOTES

The team captains for the Chargers were quarterback **#17 Philip Rivers**, defensive end **#54 Melvin Ingram**, guard **#68 Matt Slauson**, tackle **#76 Russell Okung**, tight end **#85 Antonio Gates** and nose tackle **#92 Brandon Mebane**.

### PLAYER NOTES

**Philip Rivers** passed **Fran Tarkenton** for 10th all-time on the career passing yards list. Rivers now has 47,198 career yards through the air.

**Rivers** recorded his 50th career game with three or more passing touchdowns.

**Hunter Henry** caught his 10th career touchdown. He ranks second among tight ends since the start of the 2016 season.

**Joey Bosa** recorded two sacks on the day, giving him 4.5 for the season. That is his fifth multi-sack game, equaling his single-game career high.

**Melvin Ingram** tallied two sacks on Sunday. He now has 7.5 sacks on the season. He has recorded three multi-sack games this season.

**Melvin Gordon** put together a season-high 105 yards on the ground and 163 yards from scrimmage. The 100-yard game was his first since he ran for 196 yards on Nov. 6, 2016, against Tennessee.

**Drew Kaser** boomed a 68-yard punt. That is his second longest punt of his career. Kaser equaled his career high with six punts. He averaged 55.5 yards per punt.

**Darius Philon** recorded a sack for the second straight game. The consecutive sack game was a career first for Philon.

**Tre Boston** sealed the game with an interception late in the fourth quarter. The interception was his first of the season and the fourth of his career.

**Nick Novak** passed 760 points in his career on a 31-yard field goal in the fourth quarter. It marked the 175th career made field goal in his career. Earlier he made the 60th field goal in his career from less than 30 yards. Novak punched through an extra point in the second quarter to reach 240 successful PATs.

**Keenan Allen** surpassed 3,000 career receiving yards after recording 67 yards on Sunday.

**Brandon Mebane** posted the 140th start of his career.



## GAME 6 (RAIDERS)



### TEAM NOTES

The team captains for the Chargers were quarterback **#17 Philip Rivers**, defensive back **#24 Trevor Williams**, defensive end **#54 Melvin Ingram**, guard **#68 Matt Slauson**, tight end **#85 Antonio Gates** and nose tackle **#92 Brandon Mebane**.

### PLAYER NOTES

**Trevor Williams** recorded his first career interception when he picked off **Derek Carr** in the first quarter. **Hayes Pullard** also grabbed his first career interception, thwarting a potential Raiders scoring drive in the third quarter.

The 15-play scoring drive late in the second quarter was the most plays in a scoring drive for the Chargers since last season against the Falcons (10/23/16).

First-round pick **Mike Williams** got his first NFL action on Sunday. He hauled in his first career pass at 12:53 in the fourth quarter. The catch for 15 yards converted a third down that led to a go-ahead score.

**Melvin Gordon** had his second straight multi-touchdown game. Gordon scored one on the ground and another through the air on Sunday. The two-touchdown performance was the fifth of his career.

**Hunter Henry** tallied a career-high 90 yards receiving, including 57 on the final game-winning drive.

When **Nick Novak** connected on the game-winning 32-yard field goal, it marked the 24th come-from-behind victory for **Philip Rivers**. It was also the 10th in the final two minutes.

**Melvin Gordon** hauled in a career-high nine receptions and made the sixth TD catch of his career (fourth of the season). His 67 receiving yards on the day were also a career high.

**Joey Bosa** recorded his 5.5 sack of the season. He now has four career sacks in three games against the Raiders

**Keenan Allen** made the 250th catch of his career in the first quarter. He has caught 18 third-down receptions, converting 15 for first downs.

At the beginning of the fourth quarter, **Tyrell Williams** passed RB **Danny Woodhead** for the fifth-most receiving yards in team history by an undrafted player.

Today marked the 210th career game played by **Antonio Gates**. It also marked the 90th game played by **Joe Barksdale**.

The win for the Chargers was the first at Oakland against their division foe since Oct. 12, 2014.





## GAME 7 (BRONCOS)



### TEAM NOTES

The team captains for the Chargers were quarterback **#17 Philip Rivers**, linebacker **#48 Nick Dzubnar**, defensive end **#54 Melvin Ingram**, guard **#68 Matt Slauson**, tight end **#85 Antonio Gates** and nose tackle **#92 Brandon Mebane**.

The Chargers earned their first shutout since Oct. 5, 2014. The Chargers blanked the Jets in that contest, 31-0. The shutout was the first against a division opponent since a 31-0 win over the Chiefs on Dec. 12, 2010.

The Chargers have recorded five sacks in a single game three times this season.

### PLAYER NOTES

**Travis Benjamin** opened the scoring for the Chargers with a 65-yard punt return. The punt return touchdown for the Chargers was the first since **Michael Spurlock** took a punt 63 yards for the score against the Jets on Dec. 23, 2012.

**Travis Benjamin** returned his first punt for a touchdown in a Chargers uniform. The punt return score was the fourth of his career and his first since he took one back 78 yards against the Titans on Sept. 20, 2015.

**Travis Benjamin** scored his second touchdown of the game, and his second receiving touchdown of the season when he hauled in a 42-yard pass from **Philip Rivers** in the fourth quarter. The receiving touchdown was his second of the season against Denver and his second that went over 35 yards. Benjamin has tallied seven career receiving touchdowns of 40 or more yards. Benjamin's fourth-quarter TD catch was on the 170th reception of his career.

**Philip Rivers** earned his 100th career regular-season victory. He is the fifth active quarterback with 100 or more wins.

**Damion Square** recovered his second career fumble when **Chris McCain** strip-sacked **Trevor Siemian** in the second quarter. His last fumble recovery was also against the Broncos on Jan. 3, 2016.

**Chris McCain** registered his fourth and fifth sack on the season. McCain, who is in his fourth season, entered 2017 with two career sacks. It is his first career multi-sack game.

**Drew Kaser** equaled his career long when he boomed a 69-yard punt that came to rest on the Denver 1-yard line. He recorded three punts over 60 yards on Sunday. His eight punts were a career high.

**Melvin Ingram** and **Joey Bosa** both got to **Trevor Siemian** on Sunday. The sacks for each marked the seventh time since Bosa's debut in 2016 that the pair has taken down the quarterback in the same game. The duo has combined for 31.5 sacks over that span and 16 this season.

**Casey Hayward** picked off **Trevor Siemian** early in the fourth quarter. The interception was his first of the season and his eighth since the start of 2016.

**Melvin Gordon** became the 13th player in franchise history to rush for 2,000 yards in his career. He also passed **Rod Bernstein** for sole possession of 12th in team history. Gordon passed **Gary Anderson** for the 11th-most carries in team annals.

**Nick Novak** surpassed 250 made PATs for his career and now sits at 775 points for his career.



## GAME 8 (PATRIOTS)



### TEAM NOTES

The team captains for the Chargers were quarterback **#17 Philip Rivers**, defensive end **#54 Melvin Ingram**, tight end **#85 Antonio Gates**, nose tackle **#92 Brandon Mebane** and defensive end **#99 Joey Bosa**.

### PLAYER NOTES

**Melvin Gordon** broke free for an 87-yard touchdown to open the scoring for the Chargers in the first quarter. The run ties **Paul Lowe** (1961) for the longest in franchise history.

**Melvin Gordon** finished with 132 rushing yards. The 132 yards is the most on the ground for Gordon this season and is the second-best total of his career.

**Melvin Gordon** posted 139 yards from scrimmage to reach 3,000 for his career. He passed **Ricky Young** (2,952) and **Rod Bernstein** (2,895) to become the 14th player in team history to reach 3,000 career yards from scrimmage.

**Melvin Gordon's** rushing touchdown was the 14th of his career, moving him into a tie with Buford McGee for 17th in team annals.

**Joey Bosa** brought down **Tom Brady** for a sack in the second quarter. The sack was the 19th of his career. The 19 sacks are the most in NFL history in the first 20 games played in a career, passing **Aldon Smith** (18.5).

On a 24-yard catch in the second quarter, WR **Tyrell Williams** surpassed **Dontrelle Inman** for the fourth-most receiving yards in franchise history by an undrafted player.

With four catches, WR **Keenan Allen** reached 261 for his career, passing **Freddie Jones** (260) for 13th in team annals.

**Philip Rivers** finished with 17 completions on Sunday. He is now five completions away from passing **Warren Moon**, who sits in eighth all-time in the NFL annals with 3,988 completions.

**Philip Rivers** surpassed 50,000 career passing yards. The total includes regular season and the postseason. He finished the game with 50,026. He became just the 10th player ever to pass for more than 50,000 yards.





## GAME 9 (JAGUARS)



### TEAM NOTES

The team captains for the Chargers were quarterback **#17 Philip Rivers**, linebacker **#52 Denzel Perryman**, defensive end **#54 Melvin Ingram**, offensive tackle **#76 Russell Okung**, tight end **#85 Antonio Gates**, and nose tackle **#92 Brandon Mebane**.

### PLAYER NOTES

**Corey Liuget** blocked a **Josh Lambo** point after attempt in the first quarter. It marked the first blocked PAT for the Chargers since **John Parrella** got to a **Todd Peterson** kick on Nov. 4, 2001, against Kansas City.

In the second quarter, **Philip Rivers** completed a 20-yard pass to **Mike Williams** for completion No. 3,989 for his career. It passed HOF QB **Warren Moon** for No. 8 in league history. Rivers finished with 21 completions to move his career total to 4,005.

In the third quarter, **Rivers** passed 48,000 career regular-season passing yards. He now has 48,096 career passing yards after finishing with 235 yards on Sunday.

**Austin Ekeler** became the first running back with multiple receiving touchdowns of 20-plus yards in a game since **Jamaal Charles** in Week 15, 2013.

**Austin Ekeler** posted the first game with at least 100 yards from scrimmage for his career.

**Hunter Henry** registered his 60th catch of his career in the first quarter, moving into sole possession of 15th place in team history among tight ends.

**Tyrell Williams** surpassed 1,500 career receiving yards. He totaled 49 yards on two catches on Sunday.

**Kyle Emanuel** registered a sack, his first of the season. It marked 2.5 for his career.

In his first game of the 2017 season, **Denzel Perryman** returned to total a team-high nine tackles.

**Tre Boston** picked off two Blake Bortles passes. The two interceptions were a single-game career high. The last time the Chargers posted two interceptions in a game was against the Jaguars last season (9/18/16) when **Casey Hayward** totaled two picks.



## GAME 10 (BILLS)



### TEAM NOTES

The team captains for the Chargers were quarterback **#17 Philip Rivers**, running back **#28 Melvin Gordon**, defensive end **#54 Melvin Ingram**, offensive tackle **#76 Russell Okung**, tight end **#85 Antonio Gates**, and nose tackle **#92 Brandon Mebane**.

The 54 points is tied for the fourth most scored in a game in Chargers history and is the most since a 55-21 win at Oakland on Nov. 22, 1981.

The 37 first half points are the most in a half since the Chargers scored 42 in the second half against Cincinnati on Nov. 12, 2006. The 37 points is the third most ever scored in a half by the Chargers and the most scored in the first half.

The six takeaways on Sunday were the most by the Chargers in a single game since Week 8 of the 1990 season.

The five first half interceptions are the most in a single half in team history.

The three first quarter interceptions ties for the most in a quarter in team history. The last time the Chargers recorded three interceptions in a quarter was Nov. 11, 2007 (1st quarter) against the Colts.

### PLAYER NOTES

**Korey Toomer** opened the scoring for the Chargers with his first career interception. Toomer returned the interception 59 yards for the touchdown. It was the first pick-six for the Chargers on the season and the first since **Jahleel Addae** returned an Alex Smith interception 90 yards in the 2016 season finale.

The 2016 interception leader **Casey Hayward** picked off his second and third passes of the season. The interceptions were the 18th and 19th of his career. The multi-interception game was the third of his career.

When **Tre Boston** picked off **Nathan Peterman** late in the first quarter, it marked the third interception by the Chargers in the opening period.

**Tre Boston** tallied his third interception in the last two games. Boston now has four interceptions this season and seven for his career.

**Keenan Allen** recorded his fifth career multi-touchdown game when he scored two touchdowns in the first half.

**Keenan Allen** hauled in nine catches for 123 yards in the first half. The last time a Chargers receiver recorded over 100 yards in a half was **Tyrell Williams** last season against Miami (Nov. 13, 2016).

**Keenan Allen** finished with 12 catches for 159 yards. The 159 yards is the second-best effort of his career (166 yards) while the 12 catches are the third most of his career.

**Melvin Ingram** recorded his first career touchdown when he returned a fumble 39 yards for the score late in the third quarter.

**Melvin Gordon** rushed for 80 yards on Sunday to move his career total to 2,271. His career total of 2,271 yards passed Gary Anderson for 10th all-time on the Chargers rushing list.

**Philip Rivers** improved to 5-1 in his career against Buffalo. He has thrown 10 touchdowns to just one interception in those six games.





## GAME 11 (COWBOYS)



### TEAM NOTES

The team captains for the Chargers were quarterback **#17 Philip Rivers**, cornerback **#26 Casey Hayward**, defensive end **#54 Melvin Ingram**, offensive tackle **#76 Russell Okung**, tight end **#85 Antonio Gates**, and nose tackle **#92 Brandon Mebane**.

The Chargers have scored three defensive touchdowns in the last two games.

The Chargers recorded over 500 yards (515) of total offense for the first time since Oct. 18, 2015.

The Chargers did not punt on Thursday against the Cowboys. It marked the first game without a punt for the Bolts since Jan. 1, 2012.

### PLAYER NOTES

**Philip Rivers** threw for 400 yards for the ninth time, 300 yards for the 54th time and three touchdowns for the 51st time. He has thrown for over 400 yards and recorded three touchdowns in the same game three times. The 434-yard effort was the fourth best of his career.

The 400-yard effort marked the second straight against the Cowboys for **Rivers**. Rivers is the 5th QB in NFL history to post consecutive 400-yard passing games against a single opponent.

**Rivers** tallied a 149.1 rating on Thursday. That rating is the third best of his career. The Chargers are 37-5 when he posts a 120 or higher rating and are undefeated (25-0) when he registers a 127.1 rating or higher.

In his last two games, **Keenan Allen** has recorded 23 catches for 331 yards and three touchdowns. He recorded his first back-to-back 100-yard games since Nov. 23/30, 2014.

**Allen** set a career high in receiving yards with 172, passing John Jefferson for 15th-most receiving yards in team history.

**Desmond King** returned a **Dak Prescott** interception 90 yards for the score. The touchdown was the longest interception returned for a touchdown for the Chargers since **Jahleel Addae** returned a pass 90 yards against the Chiefs on New Years Day, 2017. The pick-six was also the second in the last two games for the Bolts.

**King** is the fourth defensive back this season to register a sack and a pick-six this year. He is the only DB among those four with multiple sacks.

**Casey Hayward** tallied his third interception in the last two games and his fourth of the season. He led the NFL with seven interceptions last season.

**Casey Hayward** picked off his 20th pass of his career, ranking fourth since he entered the league in 2012.

**Hunter Henry** had a touchdown catch to bring career total to 11, ranking third among tight ends since entering the league in 2016.



## GAME 12 (BROWNS)



### TEAM NOTES

The team captains for the Chargers were quarterback **#17 Philip Rivers**, defensive end **#54 Melvin Ingram**, offensive tackle **#76 Russell Okung**, tight end **#85 Antonio Gates**, nose tackle **#92 Brandon Mebane**, and defensive tackle **#95 Tenny Palepoi**.

The Chargers put together three straight games of 400-plus yards of offense. The last time the Bolts coupled three or more games together was weeks 4-7 in 2015.

When **Drew Kaser** punted with 9:47 left in the fourth quarter it marked the first time the Chargers punted since the fourth quarter of the Bills game with 3:49 left in the contest.

The last time the Chargers strung together two separate three-game winning streaks in the same season was in 2014.

With the interception by **Adrian Phillips** late in the fourth quarter, the Chargers have now picked off 10 passes in their last four games.

### PLAYER NOTES

In his 24th career game, **Joey Bosa** tallied his 22nd sack. Bosa has now surpassed his total from last season (10.5) with his 11.5 sacks on the year. His 22 career sacks are for 12th in team annals.

**Bosa** equaled a career high with seven tackles on Sunday. He added his strip-sack and had two tackles for loss.

**Keenan Allen** became the first player in NFL history to have 10+ catches, 100+ receiving yards & 1+ TD catch in three consecutive games.

In his last three games, **Allen** has caught 33 passes for 436 yards and four touchdowns. His string of three consecutive 100+ receiving games is a career first.

With 12:11 left in the third quarter, **Allen** hauled in a 26-yard gain to eclipse 1,000 for the season. It marks his second season of his career with 1,000 yards. In the 12 games this season, **Allen** has 77 catches for 1,032 yards and five touchdowns. His 77 catches equals a career high.

**Allen** caught the 21st touchdown of career three plays later. It moved him into a tie with **Will Frazier** and **Dave Kocourek** for 13th in team history.

On his first catch, **Allen** passed **Tony Martin** (289) for 11th in all-time receptions in Chargers history.

**Philip Rivers** surpassed 49,000 regular season passing yards. His touchdown today moved his career total to 335, passing **Eli Manning** for seventh all time. The 300-yard passing game was the 55th of his career.

**Rivers** posted 219 yards in the first half. Coupled with his 219 in the first half at Dallas last week, he has posted 200-plus passing yards in the first half in consecutive games for the first time since 2014.

In the last three weeks, **Rivers** has completed 72 percent of his passes (78-108) for 1,029 yards and six touchdowns with no interceptions. He sports a rating of 120.5 over that three-game span.

With a sack in the second quarter, **Desmond King** brought his season total to 3.0, tying **Martin Bayless** (1990) for the fifth-most in a single season by a defensive back in team history.

With four made field goals on the day, **Travis Coons** registered the most successful attempts by a kicker in his Chargers debut in history.

**Hunter Henry** caught seven passes for 81 yards. The seven receptions tie a career high. His 38 catches and 501 yards already better his 2016 totals.

**Russell Okung** appeared in and started the 100th games of his career.





## GAME 13 (REDSKINS)



### TEAM NOTES

The team captains for the Chargers were quarterback **#17 Philip Rivers**, defensive end **#54 Melvin Ingram**, offensive tackle **#76 Russell Okung**, tight end **#85 Antonio Gates**, nose tackle **#92 Brandon Mebane**, and defensive tackle **#94 Corey Liuget**.

The Chargers held the Redskins to 201 total yards. That is the best mark for the Bolts defense since Oct. 5, 2014, against the Jets (151 yards).

The Chargers 354 total net yards of offense in the first half is the most in franchise history in a first half since at least 1991, and the most in any half since 2010.

The Chargers have posted four straight games of more than 400 yards of offense. That is the best streak for the Bolts since Weeks 4-7 of 2015.

The Chargers have held their last three opponents to under 300 yards of total offense. That mark is the best for the Chargers since Weeks 8-10 of 2012.

The Chargers have recorded 11 interceptions in their last five games and have registered at least one pick in eight of their last nine games.

The Chargers four-game winning streak is their longest since Weeks 2-6 of 2014. Over the four-game winning streak, the Bolts have outscored their opponents, 131-53, and out-gained them 1,861-1,132.

The Chargers are the seventh team in NFL history to lose their first four games of a season and climb above .500 at some point that season.

### PLAYER NOTES

In the first quarter, **Keenan Allen** hauled in two catches for 29 yards, setting new single-season career highs in receptions (passing 77 set in 2014) and receiving yards (1,046 set in 2013 as a rookie).

With his performance today, **Keenan Allen** has posted four consecutive 100-yard receiving games. It's the longest such streak in the NFL this season and ties for the second longest streak in team history (**Lance Alworth** posted five straight to close the 1966 season).

**Philip Rivers** is the 3rd quarterback in NFL history to pass for 3,500+ yards in 10 consecutive seasons (2008-2017).

**Rivers** posted his fourth straight game with a rating over 100. The last time the signal-caller strung together four games with a 100 or above rating was Weeks 2-6 of 2014.

**Rivers** has gotten off to fast starts in the last three games. For the first time in his career, Rivers has thrown for over 200 yards in three straight first halves.

With just over six minutes remaining in the second quarter, **Rivers** completed a 16-yard pass down the left sideline to **Keenan Allen**. It brought Rivers past Hall of Fame QB **Warren Moon** (49,324) for the ninth-most passing yards in NFL history.

**Tyrell Williams** caught his second 75-yard touchdown of the season when **Philip Rivers** found him deep early in the second quarter. That is his third career touchdown of 75 or more yards and his fourth of 50 or more. Williams' 132 first-half yards were the most for his career.

**Travis Coons** hit three field goals in the first half. It's the third game in a row for Coons (dating back to Week 17 of 2015) in which he's made three or more field goals in the first half.

With his third-quarter sack, cornerback **Desmond King** brought his season total to 4.0, tying **Rodney Harrison** (1997, '98) for the second-most in a single season by a defensive back in team history. King also registered a career-best 10 tackles.

**Kyle Emanuel** picked off his first pass of the season and his first since his rookie debut in Week 1 of 2015 against the Lions.



## GAME 14 (CHIEFS)



### TEAM NOTES

The team captains for the Chargers were wide receiver **#12 Travis Benjamin**, quarterback **#17 Philip Rivers**, defensive end **#54 Melvin Ingram**, offensive tackle **#76 Russell Okung**, tight end **#85 Antonio Gates**, and nose tackle **#92 Brandon Mebane**.

### PLAYER NOTES

When **Melvin Ingram** sacked **Alex Smith** in the first quarter, it marked his 10th sack of the season. Coupled with **Joey Bosa's** 11.5 sacks so far this season, the pair became the first Chargers duo to register double-digit sacks in the same season since 2006 (Shawne Merriman 17/Shawn Phillips 11.5).

**Melvin Gordon** had a career day receiving for the Chargers. He caught a career-best 49 yarder en route to posting 91 receiving yards on the day. The 91 yards receiving is a single-game career high. Also in the game, Gordon went over 1,000 career receiving yards.

**Melvin Gordon** totaled 169 yards from scrimmage. That is his best mark of the season and the second-best effort of his career. The 169 yards was the fifth time this season he went over 100 yards from scrimmage.

**Melvin Gordon** passed **Dickie Post** (2,519) for number nine in rushing yards in Chargers history. **Gordon** also moved into a tie with four players for ninth in team annals with 17 career rushing touchdowns.

**Antonio Gates** caught his 86th career touchdown pass from **Philip Rivers**, breaking a tie with **Steve Young** and **Jerry Rice** for second-most touchdowns by a quarterback and receiver combo in NFL history.

It brought **Gates** into a tie with **Lenny Moore** for 13th in overall touchdowns in league annals with 113. **Gates** ranks sixth in NFL history in receiving touchdowns.

The score brought **Gates** past **Keenan McCardell** (11,374) for 32nd for all-time receiving yards in league history.

**Keenan Allen** passed **Anthony Miller** (1,163 in 1993) for the 15th most receiving yards in a single season in team history.





## GAME 15 (JETS)



### TEAM NOTES

The team captains for the Chargers were quarterback **#10 Kellen Clemens**, quarterback **#17 Philip Rivers**, defensive end **#54 Melvin Ingram**, offensive tackle **#76 Russell Okung**, tight end **#85 Antonio Gates**, and nose tackle **#92 Brandon Mebane**.

The Chargers held the Jets to 295 total yards. That is the sixth time the Bolts have held their opponent under 300 yards this season and the fourth time in the last five games.

### PLAYER NOTES

**Philip Rivers** passed **John Elway** (4,123) for No. 8 in career completions in league history.

In the third quarter, **Rivers** eclipsed 4,000 yards for the season, becoming the fourth player in league history to post nine or more 4,000-yard seasons (**Peyton Manning** with 14, **Drew Brees** with 12 and **Tom Brady** with nine).

**Antonio Gates** passed **Torry Holt** (920) for No. 20 in career catches in NFL history. **Gates** also passed **Rod Smith** (11,389) and **Mushin Muhammad** (11,438) for the 30th most receiving yards in league annals.

**Keenan Allen** registered the first interception of his career on the final play of the first half.

**Allen** passed **Wes Chandler** (1,199 in 1985), **Lance Alworth** (1,205 in 1963), **Tony Martin** (1,224 in 1989), **Lance Alworth** (1,235 in 1964) and **Anthony Miller** (1,252 in 1989) for the sixth-most receiving yards in a single season in team history.

**Allen** also sits with the second most catches in a single season in team history, passing **Kellen Winslow** (88 in 1981 and '83), **Winslow** (89 in 1980), **Antonio Gates** (89 in 2005) and **Tony Martin** (90 in 1995).

**Tyrell Williams** eclipsed 110 career receptions, passing **Dontrelle Inman** (107) and **Mike Tolbert** (109) for No. 5 in team annals among undrafted players.

**Melvin Gordon** eclipsed 1,000 yards on the season for his first time in his career. His 1,012 yards mark the 20th time a Chargers rusher has posted a 1,000-yard season. Gordon became the first Bolts back with over 1,000 yards since **Ryan Mathews** in 2013.

With the 18th rushing touchdown of his career, **Gordon** moved into sole possession of ninth in Chargers history.

**Gordon** moved into sole possession of the ninth most catches among running backs in team history, passing **Keith Lincoln** (123) and **Don Woods** (125).

**Gordon** passed **Mike Tolbert** (1,012), **Rickey Young** (1,030) and **Paul Lowe** (1,045) for the 11th most receiving yards by a running back in Chargers history.

**Gordon** tallied his sixth game of the season with more than 100 yards from scrimmage. The 128-yard effort was his second in a row with over 100 yards.

**Isaac Rochell** registered his first career sack. **Korey Toomer** tallied his second career sack.

**Tre Boston** started the 30th game of his career.

**Brandon Mebane** started career game No. 150.



## GAME 16 (RAIDERS)



### TEAM NOTES

The team captains for the Chargers were quarterback **#17 Philip Rivers**, defensive end **#54 Melvin Ingram**, defensive tackle **#71 Damion Square**, offensive tackle **#76 Russell Okung**, tight end **#85 Antonio Gates**, and nose tackle **#92 Brandon Mebane**.

The Chargers finished the season with a five-game winning streak at home. That is the best mark for the Bolts since 2009.

The Chargers 9-3 record in the final 12 games is the best stretch for the organization since 2009.

### PLAYER NOTES

**Philip Rivers** surpassed 50,000 career passing yards, becoming just the ninth player in league annals to do so.

**Rivers** recorded 387 yards passing, his 57th career 300-yard game.

**Rivers** finished the season with 4,515 passing yards. That is the sixth-best total in Chargers history.

**Rivers** finished the season with 360 completions, tying **Dan Fouts** for the fifth most in a single season in Chargers history.

**Rivers** threw three touchdowns on Sunday to move his career total to 342. The 342 career touchdowns tie **Fran Tarkenton** for sixth all time.

**Rivers** posted a rating of 135.8, his second-best effort on the season. The Chargers are 24-0 when **Rivers** posts a rating of 130 or higher.

**Keenan Allen** passed **Kellen Winslow** (1,290 in 1980), **Lance Alworth** (1,312 in 1968/1,383 in 1966) and **John Jefferson** (1,340 in 1980) for the second most receiving yards in a single season in Chargers history.

**Allen** broke the Chargers single-season receptions record by finishing the season with 102, passing **LaDainian Tomlinson** (100-2003). **Allen** also moved into 10th on the Chargers all-time receptions list, finishing the game with 323 to pass **Malcom Floyd** (321).

**Allen's** second quarter TD catch gave him sole possession of 13th in team history with 22.

**Allen** passed **Ronnie Harmon** (3,928) and **LaDainian Tomlinson** (3,955) for 11th most receiving yards in team annals.

**Tyrell Williams** caught his fourth touchdown of the season. Three of his four touchdowns this season have gone for over 50 yards as his second quarter touchdown was a 56-yard reception. Williams has five touchdowns of over 50 yards for his career.

**Travis Benjamin** hauled in a 62-yard touchdown in the third quarter. The long score marked the fourth of his career over 50 yards. Three of his four touchdowns this season have been over 30 yards.

**Melvin Gordon** passed **Don Woods** (713) for the seventh most rushing attempts in Chargers history.

With his sack on Sunday, **Joey Bosa** finished the season with 12.5 sacks. With a half-sack in the second quarter, **Melvin Ingram** brought his season total to 10.5, tying his career high from the 2015 season.

**Tre Boston** finished the season with a team-leading five interceptions.

**Casey Hayward** started his 50th career game.

**Melvin Ingram** started the 60th game of his career.

**Trevor Williams** started career game No. 20.





***PLAYER  
CAPSULES***



## CHARGERS REGULAR-SEASON SINGLE-GAME CAREER HIGHS



### S Jahleel Addae

Tackles..... 11, vs. Philadelphia, Oct. 1, 2017  
Sacks..... 1.0 (three times), Last: at Oakland, Dec. 24, 2015  
Interceptions..... 1, vs. Kansas City, Jan. 1, 2017

### WR Keenan Allen

Receptions..... 15, vs. Detroit, Sept. 13, 2015  
Receiving Yards..... 172, at Dallas, Nov. 23, 2017  
Longest Reception..... 51, vs. Washington, Dec. 10, 2017  
Receiving Touchdowns..... 2 (five times), Last: vs. Buffalo, Nov. 19, 2017

### WR Travis Benjamin

Receptions..... 9, vs. Denver, Oct. 18, 2015  
Receiving Yards..... 117 (twice), Last: at Oakland, Oct. 9, 2016  
Longest Reception..... 69t, vs. Washington, Dec. 16, 2012  
Receiving Touchdowns..... 2 (three times), Last: vs. Jacksonville, Sept. 18, 2016  
Rushing Attempts..... 2 (three times), Last: vs. Oakland, Dec. 31, 2017  
Rushing Yards..... 45, vs. Detroit, Oct. 13, 2013  
Longest Rush..... 45, vs. Detroit, Oct. 13, 2013  
Punt Returns..... 7, vs. Buffalo, Oct. 3, 2013  
Punt Return Yards..... 179, vs. Buffalo, Oct. 3, 2013  
Punt Return Long..... 93t, vs. Kansas City, Dec. 9, 2012  
Punt Return Touchdowns..... 1 (four times), Last: vs. Denver, Oct. 22, 2017

### DE Joey Bosa

Tackles..... 9 (twice), Last: vs. Oakland, Dec. 31, 2017  
Sacks..... 2.0 (four times), Last: vs. Denver, Oct. 22, 2017

### S Tre Boston

Tackles..... 9, vs. Tampa Bay, Dec. 14, 2014  
Sacks..... 1.0 (twice), Last: vs. Tampa Bay, Oct. 10, 2016  
Interceptions..... 2, at Jacksonville, Nov. 12, 2017  
Interception Return Yards..... 84, at Atlanta, Dec. 28, 2014  
Longest Interception Return..... 84t, at Atlanta, Dec. 28, 2014

### OLB Jatavis Brown

Tackles..... 15, at Denver, Sept. 11, 2017  
Sacks..... 1.0 (three times), Last: vs. Denver, Oct. 13, 2016

### RB Austin Ekeler

Rushing Attempts..... 10, at Jacksonville, Nov. 12, 2017  
Rushing Yards..... 49, vs. Washington, Dec. 10, 2017  
Longest Rush..... 35t, vs. Philadelphia, Oct. 1, 2017  
Rushing Touchdowns..... 1 (twice), Last: vs. Buffalo, Nov. 19, 2017  
Receptions..... 5, at Jacksonville, Nov. 12, 2017  
Receiving Yards..... 77, at Jacksonville, Nov. 12, 2017  
Longest Reception..... 38, at Dallas, Nov. 23, 2017  
Receiving Touchdowns..... 2, at Jacksonville, Nov. 12, 2017  
Yards From Scrimmage..... 119, at Jacksonville, Nov. 12, 2017

### OLB Kyle Emanuel

Tackles..... 7, vs. Kansas City, Jan. 1, 2017  
Sacks..... 1.0 (twice), Last: at Jacksonville, Nov. 12, 2017  
Interceptions..... 1 (twice), Last: vs. Washington, Dec. 10, 2017

### TE Antonio Gates

Receptions..... 13, vs. Miami, Dec. 11, 2005  
Receiving Yards..... 167, at Cleveland, Dec. 6, 2009  
Longest Reception..... 72t, at Cleveland, Dec. 19, 2004  
Receiving Touchdowns..... 3 (three times), Last: vs. Seattle, Sept. 14, 2014

### RB Melvin Gordon

Rushing Attempts..... 32, vs. Tennessee, Nov. 6, 2016  
Rushing Yards..... 196, vs. Tennessee, Nov. 6, 2016  
Longest Rush..... 87t, at New England, Oct. 29, 2017  
Rushing Touchdowns..... 2 (three times), Last: at Atlanta, Oct. 23, 2016  
Receptions..... 9, at Oakland, Oct. 15, 2017  
Receiving Yards..... 91, at Kansas City, Dec. 16, 2017  
Longest Reception..... 49, at Kansas City, Dec. 16, 2017  
Receiving Touchdowns..... 2, at New York Giants, Oct. 8, 2017  
Yards From Scrimmage..... 261, vs. Tennessee, Nov. 6, 2016

### CB Casey Hayward

Tackles..... 9, vs. Chicago, Nov. 4, 2013  
Interceptions..... 2 (three times), Last: vs. Buffalo, Nov. 19, 2017  
Interception Return Yards..... 82, vs. Chicago, Nov. 9, 2014  
Longest Interception Return..... 82t, vs. Chicago, Nov. 9, 2014

### TE Hunter Henry

Receptions..... 7 (twice), Last: vs. Cleveland, Dec. 3, 2017  
Receiving Yards..... 90, at Oakland, Oct. 15, 2017  
Longest Reception..... 59, at Oakland, Oct. 9, 2016  
Receiving Touchdowns..... 1 (12 times), Last: vs. Washington, Dec. 10, 2017

### DE Melvin Ingram

Tackles..... 10 (twice), Last: at Atlanta, Oct. 23, 2016  
Sacks..... 3.0, vs. Kansas City, Sept. 24, 2017

### P Drew Kaser

Punts..... 10, at Jacksonville, Nov. 12, 2017  
Punting Yards..... 485, at Jacksonville, Nov. 12, 2017  
Gross Average..... 57.0, at Denver, Oct. 30, 2016  
Longest Punt..... 69 (twice), Last: vs. Denver, Oct. 22, 2017  
Punts Inside-the-20..... 4, vs. Denver, Oct. 13, 2016  
Net Average..... 49.0, vs. Miami, Nov. 13, 2016

### CB Desmond King

Tackles..... 10, vs. Washington, Dec. 10, 2017  
Sacks..... 1.0 (four times), Last: vs. Washington, Dec. 10, 2017  
Interceptions..... 1, at Dallas, Nov. 23, 2017  
Interception Return Yards..... 90, at Dallas, Nov. 23, 2017  
Longest Interception Return..... 90t, at Dallas, Nov. 23, 2017

### DT Corey Liuget

Tackles..... 8, vs. Oakland, Dec. 18, 2016  
Sacks..... 2.0 (twice), Last: at Jacksonville, Oct. 20, 2013

### DE Chris McCain

Tackles..... 6, vs. Denver, Oct. 22, 2017  
Sacks..... 2.0, vs. Denver, Oct. 22, 2017

### NT Brandon Mebane

Tackles..... 7 (three times), Last: vs. New Orleans, Oct. 2, 2016  
Sacks..... 2.0, vs. Green Bay, Sept. 24, 2012  
Interceptions..... 1, at Oakland, Oct. 9, 2016  
Interception Return Yards..... 5, at Oakland, Oct. 9, 2016

### RB Branden Oliver

Rushing Attempts..... 26, at Oakland, Oct. 12, 2014  
Rushing Yards..... 114, vs. New York Jets, Oct. 5, 2014  
Longest Rush..... 52, vs. New York Jets, Oct. 5, 2014  
Rushing Touchdowns..... 1 (three times), Last: at Kansas City, Dec. 28, 2014  
Receptions..... 7, at Denver, Oct. 23, 2014  
Receiving Yards..... 68, vs. New York Jets, Oct. 5, 2014  
Longest Reception..... 50, vs. New York Jets, Oct. 5, 2014  
Receiving Touchdowns..... 1, vs. New York Jets, Oct. 5, 2014  
Yards From Scrimmage..... 182, vs. New York Jets, Oct. 5, 2014

### DT Tenny Palepoi

Tackles..... 5 (twice), Last: vs. Philadelphia, Oct. 1, 2017  
Sacks..... 1.0, at Dallas, Nov. 23, 2017

### ILB Denzel Perryman

Tackles..... 15 (twice), Last: at Oakland, Dec. 24, 2015  
Sacks..... 1.0 (four times), Last: at Cleveland, Dec. 24, 2016  
Interceptions..... 1, at Atlanta, Oct. 23, 2016  
Interception Return Yards..... 1, at Atlanta, Oct. 23, 2016

### S Adrian Phillips

Tackles..... 12, at New England, Oct. 29, 2017  
Interceptions..... 1 (three times), Last: at Denver, Sept. 11, 2017  
Interception Return Yards..... 39, at Denver, Jan. 3, 2016  
Longest Interception Return..... 39, at Denver, Jan. 3, 2016

### DT Darius Philon

Tackles..... 7, vs. Oakland, Dec. 31, 2017  
Sacks..... 1.0 (five times), Last: vs. Cleveland, Dec. 3, 2017

### ILB Hayes Pullard

Tackles..... 13, at New England, Oct. 29, 2017  
Interceptions..... 1, at Oakland, Oct. 15, 2017  
Interception Return Yards..... 1, at Oakland, Oct. 15, 2017

### QB Philip Rivers

Pass Attempts..... 65, at Green Bay, Oct. 18, 2015  
Completions..... 43, at Green Bay, Oct. 18, 2015  
Completion Percentage..... 90.0, vs. Kansas City, Nov. 1, 2012  
Passing Yards..... 503, at Green Bay, Oct. 18, 2015  
Longest Pass..... 81t, vs. Baltimore, Sept. 20, 2009  
Passing Touchdowns..... 4 (nine times), Last: at Oakland, Oct. 9, 2016  
Interceptions..... 4 (twice), Last: vs. Miami, Nov. 13, 2016  
Passer Rating..... 151.4, at Denver, Oct. 7, 2007

### NT Damien Square

Tackles..... 7 (twice), Last: at Cleveland, Dec. 24, 2016  
Sacks..... 2.0, at Cleveland, Dec. 24, 2016

### ILB Korey Toomer

Tackles..... 14, at Houston, Nov. 27, 2016  
Sacks..... 1.0 (twice), Last: at New York Jets, Dec. 24, 2017  
Interceptions..... 1, vs. Buffalo, Nov. 19, 2017  
Interception Return Yards..... 59, vs. Buffalo, Nov. 19, 2017  
Longest Interception Return..... 59t, vs. Buffalo, Nov. 19, 2017

### WR Mike Williams

Receptions..... 5, vs. Buffalo, Nov. 19, 2017  
Receiving Yards..... 38, vs. Buffalo, Nov. 19, 2017

### CB Trevor Williams

Tackles..... 8, at New England, Oct. 29, 2017  
Interceptions..... 1 (twice), Last: vs. Buffalo, Nov. 19, 2017

### WR Tyrell Williams

Receptions..... 8, at Houston, Nov. 27, 2016  
Receiving Yards..... 140, at Atlanta, Oct. 23, 2016  
Longest Reception..... 80t, at Denver, Jan. 3, 2016  
Receiving Touchdowns..... 1 (11 times), Last: vs. Washington, Dec. 10, 2017



# 37 JAHLEEL ADDAE

**POSITION:** Safety  
**HEIGHT:** 5-10  
**WEIGHT:** 195  
**BORN:** January 24, 1990  
**COLLEGE:** Central Michigan  
**HOMETOWN:** Valrico, Fla.  
**HIGH SCHOOL:** Riverview High  
**EXPERIENCE:** 5th Year (5th Chargers)  
**ACQUIRED:** Free Agent — 2013  
**CAREER GP/GS:** 64/43  
**PLAYOFFS GP/GS:** 2/1



**2017:** Started all 16 games at SS for the first time in his career... Ranked second on the team in defensive snaps, appearing on 1,032 of 1,049 plays... Finished second on the team with a career-high 95 tackles (70 solo), a half-sack, 7.5 tackles for loss and 10 passes defended... Part of a defensive unit that ranked tied for fifth in the NFL with 43 sacks... Member of a defensive backfield that allowed just one 100-yard receiver in 2017, joining Arizona, Jacksonville and Minnesota as the only teams to do so... Part of the only secondary to not allow more than 245 gross passing yards in a game during the first seven weeks of the season... Reached 250 tackles for his career... Posted nine games with seven-plus tackles... **at Denver (Sept. 11):** Started at SS, playing all 69 defensive plays, joining fellow S Tre Boston as the only Chargers defenders to do so... Appeared on six special teams plays... Posted two tackles (one solo), including a tackle for loss... The game marked his third-straight career start in a season opener... **vs. Miami (Sept. 17):** Appeared on 66 of 68 defensive plays after starting at SS, totaling seven solo tackles... The seven tackles tied for the most on the team and were a team-high for solo stops... Marked the 50th game played of his career... Chipped in with five plays on special teams... **vs. Kansas City (Sept. 24):** Started the 30th game of his career at SS, playing all 53 defensive snaps and adding five on special teams... Was one of five Los Angeles defenders to play 100 percent of the defensive plays... Posted seven tackles (five solo), the most among Chargers defensive backs... **vs. Philadelphia (Oct. 1):** Led the defense with a career-high 11 tackles (seven solo), registering his fourth start of the season at SS... Was on the field for 79 defensive snaps, which tied for the team high with S Tre Boston... **at New York Giants (Oct. 8):** Started at SS and appeared on all 70 defensive plays, joining S Tre Boston, CB Casey Hayward and CB Trevor Williams as the only Los Angeles defenders to do so... Registered eight tackles (four solo), a tackle for loss and a pass defended... **at Oakland (Oct. 15):** Appeared on all 58 defensive plays and five on special teams after opening the game at SS... Registered four tackles (three solo) and a pass defended... Broke up a would-be-TD pass from QB Derek Carr on third-and-two to force an Oakland field goal... **vs. Denver (Oct. 22):** Appeared in the 55th game of his career, starting at SS and playing all 64 plays on defense... Posted a team-high nine tackles (six solo), a tackle for loss and two passes defended... Brought his career total to 10 tackles for loss and passed 190 career solo stops... Posted the tackle for loss in the first quarter, bringing down RB Jamaal Charles for a two-yard loss on third-and-one to force a Denver punt... **at New England (Oct. 29):** Started at SS, the 35th start of his career, and played all 86 defensive snaps, the lone Los Angeles

## 2017, LOS ANGELES CHARGERS

Date	Opp.	Res.	Games		Tot	So	Tackles				Yd	TFL	Interceptions				Fumbles	
			P/S				As	Sk	No.	Yd			Lg	TD	PD	FF	FR	
09/11	at Den	L	1/1		2	1	1	0	0	1	0	0	0	-	0	0	0	
09/17	Mia	L	1/1		7	7	0	0	0	0	0	0	0	-	0	0	0	
09/24	KC	L	1/1		7	5	2	0	0	0	0	0	0	-	0	0	0	
10/01	Phi	L	1/1		11	7	4	0	0	0	0	0	0	-	0	0	0	
10/08	at NYG	W	1/1		8	4	4	0	0	1	0	0	0	-	0	1	0	
10/15	at Oak	W	1/1		4	3	1	0	0	0	0	0	0	-	0	1	0	
10/22	Den	W	1/1		9	6	3	0	0	1	0	0	0	-	0	2	0	
10/29	at NE	L	1/1		8	8	0	0	0	2	0	0	0	-	0	1	0	
11/12	at Jax	L (OT)	1/1		8	6	2	0	0	2	0	0	0	-	0	0	0	
11/19	Buf	W	1/1		3	3	0	0	0	0	0	0	0	-	0	0	0	
11/23	at Dal	W	1/1		7	6	1	0	0	0	0	0	0	-	0	0	0	
12/03	Cle	W	1/1		6	5	1	0	0	0	0	0	0	-	0	3	0	
12/10	Was	W	1/1		2	1	1	0	0	0	0	0	0	-	0	1	0	
12/16	at KC	L	1/1		2	1	1	0	0	0	0	0	0	-	0	0	0	
12/24	at NYJ	W	1/1		7	5	2	0.5	4	0.5	0	0	0	-	0	0	0	
12/31	Oak	W	1/1		4	2	2	0	0	0	0	0	0	-	0	1	0	
'17 TOTALS			9-7	16/16	95	70	25	0.5	4	7.5	0	0	0	-	0	10	0	

defender to do so... Posted eight solo tackles, bringing his career total to 250... Added two tackles for loss and a pass defended... Registered the breakup trailing TE Rob Gronkowski on a seam-route before diving to tip the pass away... **at Jacksonville (Nov. 12):** Opened the game at SS and played all 84 defensive snaps, the only Chargers defender to do so... Added three plays on special teams... Finished with eight tackles (six solo) and two tackles for loss... It marked his third-straight game with eight-plus tackles... **vs. Buffalo (Nov. 19):** Posted three solo tackles after opening the game at SS... Appeared on 51 plays on defense and four on special teams... **at Dallas (Nov. 23):** Started at SS, playing on all 55 defensive snaps, one of three Chargers defenders to do so... Finished with seven tackles (six solo), marking his eighth game of the season with seven-plus tackles... **vs. Cleveland (Dec. 3):** Played all 63 defensive snaps and two on special teams after starting at SS... The game marked the 60th game played for his career... Finished with six tackles (five solo) and a season-high three passes defended... Broke up a deep pass intended for TE David Njoku on a seam-route in the first quarter... **vs. Washington (Dec. 10):** Made the 40th start of his career at SS, finishing with two tackles (one solo) and a pass defended... Played 49 defensive snaps and two on special teams... **at Kansas City (Dec. 16):** Started at SS and played all 66 snaps on defense while contributing eight on special teams... Finished with two tackles (one solo)... **at New York Jets (Dec. 24):** Posted seven tackles (five solo), including a half-sack to register his first quarterback takedown of the season... Put a swim move on FB Lawrence Thomas to collapse the pocket from the right to bring down QB Bryce Petty and split the sack with OLB Kyle Emanuel... Played 65 defensive snaps and six on special teams after starting at SS... **vs. Oakland (Dec. 31):** Started at SS, posting four tackles (two solo) and a pass defended on 54 defensive snaps... Added four plays on special teams.



## JAHLEEL ADDAE NFL STATISTICS



— Tackles —										— Interceptions —					— Fumbles —			
Year	Team	GP	GS	Total	Solo	Asst	Sacks	Yds	TFL	No.	Yds	Lg	TD	PD	FF	FR	Yds	ST Tackles
2013	San Diego .....	16	2	32	26	6	1.0	10	1	0	0	—	0	2	0	0	0	9
2014	San Diego .....	11	5	48	39	9	1.0	6	1	0	0	—	0	1	2	1	0	4
2015	San Diego .....	13	12	65	55	10	1.0	12	2	0	0	—	0	4	0	1	0	1
2016	San Diego .....	8	8	49	42	7	0.0	0	3	1	90	90t	1	3	0	0	0	2
2017	Los Angeles Chargers .....	16	16	95	70	25	0.5	4	7.5	0	0	—	0	10	0	0	0	0
NFL Totals.....		64	43	289	232	57	3.5	32	14.5	1	90	90t	1	20	2	2	0	16
PLAYOFFS																		
Year	Team	GP	GS	— Tackles —					Yds	TFL	— Interceptions —				— Fumbles —			ST Tackles
Total	Solo	Asst	Sacks		No.	Yds	Lg	TD			PD	FF	FR	Yds				
2013	San Diego .....	2	1	13	10	3	0.0	0	1	0	0	—	0	1	1	1	0	0



# 13 KEENAN ALLEN

**POSITION:** Wide Receiver  
**HEIGHT:** 6-2  
**WEIGHT:** 211  
**BORN:** April 27, 1992  
**COLLEGE:** California  
**HOMETOWN:** Greensboro, N.C.  
**HIGH SCHOOL:** Northern Guilford High  
**EXPERIENCE:** 5th Year (5th Chargers)  
**ACQUIRED:** Draft 3 — 2013  
**CAREER GP/GS:** 54/52  
**PLAYOFFS GP/GS:** 2/2



**2017:** Selected to his first Pro Bowl...Named Comeback Player of the Year by *The Associated Press*, the *Professional Football Writers of America* and *Sporting News*...Started 15 of 16 games, setting new career highs with 102 receptions and 1,393 receiving yards (13.7 avg.)...Posted six TD catches on the year...Added an INT at the end of the first half at the Jets, becoming the first player in NFL history to record 90-plus catches and an INT in the same season...Also became the third player in league annals to have 1,000-plus receiving yards and an INT in the same season, joining Hall of Fame WR Don Hutson (1942) and Hall of Fame WR Randy Moss (2009)...The 102 catches are the most in team annals in a single season, and the 1,393 receiving yards rank second in a single season in Chargers history...Ranked in the top five in the NFL in receiving yards (third) and receptions (fourth)...Posted seven 100-yard games, including four straight from Weeks 11-14 and five out of the last seven games...Over the last seven weeks of the season, led the league with 62 catches and 845 receiving yards while tying for third with five TD catches...Became the first player in NFL history to post three consecutive games with 10-plus receptions, 100-plus receiving yards and at least one TD catch when he did so in Weeks 11-13...His seven 100-yard performances brought his career total in the regular season to 18, good for seventh in Chargers history...Moved into sole possession of 10th in team history in career receptions with 323, passing Malcom Floyd (321) to reach the top 10...Registered the 22nd TD catch of his career, good for 13th in team history...Led the league with 36 third down receptions (most in a single season in Chargers history since the stat began being tracked in 1991), including a league-high 30 that converted for a first down (most in a single season in Chargers history and tied for fourth in a single season in NFL history since the stat started being tracked in 1994)...Led the league with 34.5 receiving yards-per-game on third down...Added two carries for nine yards (4.5 avg.)...**Awards:** Pro Bowl Selection (First)...*The Associated Press* Comeback Player of the Year...*Professional Football Writers of America* Comeback Player of the Year...*Sporting News* Comeback Player of the Year...Pro Football Focus Second-Team All-Pro...Pro Football Journal Second-Team All-Pro...**at Denver (Sept. 11):** Returned from a knee injury that kept him out of 15 games in 2016 to start at WR and play 53 offensive snaps...Hauled in five passes for 35 yards (7.0 avg.) and a TD, the 17th of his career...Caught the five-yard TD in the middle of the end zone with just over eight minutes to play...**vs. Miami (Sept. 17):** Posted 100 yards on a team-high nine receptions (11.1 avg.), his first 100-yard game of the season and the 12th of his career...Started at WR, appearing on 49 offensive plays and contributing one on defense at the end of the first half...**vs. Kansas City (Sept. 24):** Started 40th game of career at WR and appeared in 61 plays on offense, posting 61 yards on five catches (12.2 avg.)...**vs. Philadelphia (Oct. 1):** Started at WR, playing 49 snaps and registering his second 100-yard game of the season...Totaled

## 2017, LOS ANGELES CHARGERS

			Games		Receiving					Rushing					Total
Date	Opp.	Res.	P/S	No.	Yds	Avg.	Lg	TD	Att	Yds	Avg.	Lg	TD	Off.	
09/11	at Den	L	1/1	5	35	7.0	9	1	0	0	-	-	0	35	
09/17	Mia	L	1/1	9	100	11.1	24	0	0	0	-	-	0	100	
09/24	KC	L	1/1	5	61	12.2	17	0	0	0	-	-	0	61	
10/01	Phi	L	1/1	5	138	27.6	50	0	0	0	-	-	0	138	
10/08	at NYG	W	1/1	4	67	16.8	18	0	0	0	-	-	0	67	
10/15	at Oak	W	1/1	5	45	9.0	28	0	0	0	-	-	0	45	
10/22	Den	W	1/1	3	41	13.7	19	0	0	0	-	-	0	41	
10/29	at NE	L	1/1	4	61	15.3	18	0	0	0	-	-	0	61	
11/12	at Jax	L (OT)	1/1	4	48	12.0	19	0	1	6	6.0	6	0	54	
11/19	Buf	W	1/1	12	159	13.3	29	2	1	3	3.0	3	0	162	
11/23	at Dal	W	1/1	11	172	15.6	42t	1	0	0	-	-	0	172	
12/03	Cle	W	1/1	10	105	10.5	26	1	0	0	-	-	0	105	
12/10	Was	W	1/0	6	111	18.5	51	0	0	0	-	-	0	111	
12/16	at KC	L	1/1	5	54	10.8	15	0	0	0	-	-	0	54	
12/24	at NYJ	W	1/1	5	63	12.6	20	0	0	0	-	-	0	63	
12/31	Oak	W	1/1	9	133	14.8	28	1	0	0	-	-	0	133	
'17 TOTALS			9-7	16/15	102	1,393	13.7	51	6	2	9	4.5	6	0	1,402

138 yards on five receptions (27.6 avg.), including a 50-yard catch midway through the fourth quarter...At the time, it was the third-most receiving yards in a single game in his career and the first time he registered more than 115 yards on less than eight receptions...It was the 13th 100-yard game of his career and the first to come on less than six receptions...Marked the fifth game of his career with 130-plus yards...Made the 50-yard grab on third-down on a deep dig-route, hauling a 15-yard pass and adding 35 yards after the catch to put Los Angeles on the Philadelphia 11-yard line...**at New York Giants (Oct. 8):** Started at WR, hauling in a team-high 67 receiving yards on four receptions (16.8 avg.)...Appeared on 71 offensive snaps...Surpassed 3,000 career receiving yards, becoming the 16th Chargers receiver to reach that threshold...Marked the 22nd game of his career with 60-plus receiving yards...**at Oakland (Oct. 15):** Registered 45 yards on five receptions (9.0 avg.) after starting at WR...Appeared on 55 offensive plays...Hauled in his 14th and 15th third down catches to move the chains on the season, with both coming on the team's first scoring drive...On the first conversion, separated himself from zone coverage on a dig-route for a 28-yard catch-and-run...Tallied a 12-yard catch on third-and-nine for the second conversion...Provided downfield blocks on two 10-plus yard runs by RB Melvin Gordon...**vs. Denver (Oct. 22):** Saw action in the 45th game of his career, starting at WR...Played 47 snaps on offense...Totaled three receptions for 41 yards (13.7 avg.)...On third-and-seven in the second quarter, ran a corner-route to beat the coverage of CB Bradley Roby for a 19-yard gain to the Denver one-yard line, setting up a TD pass from QB Philip Rivers to RB Austin Ekeler on the following play...**at New England (Oct. 29):** Started the 45th game of his career at WR, playing 52 offensive snaps...Posted four catches for 61 yards (15.3 avg.), bringing his career total to 261 receptions to pass Freddie Jones (260) for sole possession of 13th in team history...Hauled in a 16-yard catch on the first play from scrimmage on a deep out-route...In the third quarter, caught an 18-yard pass along the left sideline on third-and-three to convert for a first down, his 17th reception to move the sticks on third down of the year...**at Jacksonville (Nov. 12):** Saw action on 59 plays on offense after opening the game at WR...Finished with four catches for 48 yards...Hauled in a 17-yard third-down conversion in the second quarter on a dig-route...It marked

his 21st catch on third down of the season and 18th that moved the chains...In the fourth quarter, registered the first carry of his career on an end-around for a five-yard gain...**vs. Buffalo (Nov. 19):** Started at WR, playing 53 snaps on offense and two on special teams, finishing with 12 catches for 159 yards (13.3 avg.) and two TDs, marking his 14th career 100-yard game and third of the season...The two scores tied a career high...Early in second quarter, caught a back-shoulder fade from QB Philip Rivers along right sideline in end zone for a 21-yard TD, sealing off CB Leonard Johnson to make the catch...At the time, his 159 yards were his second-most receiving yards in a single game while his 12 catches were the third-most of his career...In the second quarter, passed WR Vincent Jackson (273) for No. 12 on the Chargers career receptions list, finishing the game with 277 for his career...Later in the second quarter, hauled in a quick pass in the left flat before diving forward for a two-yard score...Late in second quarter, ran a post-route from the left side of the formation for a 29-yard gain into the red zone en route to a rushing TD by RB Melvin Gordon...Hauled in three receptions on third down, converting all for a first down...The three third down receptions gave him 90 for his career, passing Malcom Floyd for fifth-most in Chargers history since it started being tracked in 1991...Made one of his third down catches in the third quarter on a skinny-post before juking past S Jordan Poyer for a 15-yard gain...Added the second rushing attempt of his career, netting a three-yard gain...**at Dallas (Nov. 23):** Registered his second 100-yard receiving game in as many weeks and fourth of the season, notching the first back-to-back 100-yard performances of his career since Weeks 12 and 13 of the 2014 season...It also marked the first back-to-back 10-plus catch performances of his career...Finished with a career-high 172 receiving yards and a TD on 11 catches (15.6 avg.)...It marked the 15th 100-yard game of his career...Increased his career receiving yards to 3,544, passing John Jefferson (3,431) and Don Norton (3,486) for 14th in career receiving yards in team history...Registered the 20th TD catch of his career, tying Jacque MacKinnon for 15th in team history...On the score, ran an out-route in the fourth quarter, shaking off tackles by S Jeff Heath and CB Orlando Scandrick before turning upfield and juking by S Xavier Woods and CB Anthony Brown for a 42-yard TD...Made big plays throughout the day, breaking a tackle attempt by LB Anthony Hitchens on a dig-route for 14 yards...In the first quarter, came down with a jump-ball on a go-route over CB Jourdan Lewis...Hauled in five catches on third down, converting three for a first down, including an 18-yard gain on a post-route in the fourth quarter when matched up with Brown...Started at WR and appeared on 59 offensive plays...**vs. Cleveland (Dec. 3):** Appeared in the 50th game of his career, starting at WR and seeing action on 64 snaps on offense...With 10 catches for 105 yards (10.5 avg.) and a TD, became the first player in NFL history to record three consecutive games with 10-plus receptions, 100-plus receiving yards and at least one TD catch...It marked the first three-game stretch of his career with 10-plus catches or 100-plus receiving yards...It was his fifth 100-yard performance on the season and the 16th in his career...With his first catch, moved into sole possession of 11th in career receptions in franchise annals, breaking a tie with Tony Martin (288)...In the third quarter, surpassed 1,000 yards on the season for the second time in his career on a 26-yard gain on fourth down...On the play, lined up split to the right side and ran a slugging-route before catching a jump ball over CB Jason McCourty despite illegal contact...Three plays later on third-and-goal, ran a seam-route from the slot to haul in a TD catch...The score was his fifth of the season and 21st of his career, which moved into a tie with Will Frazier and Dave Kocourek for 13th in team history...The score also marked QB Philip Rivers' 335th career TD pass, putting him in sole possession of seventh in league


annals to break a tie with New York Giants QB Eli Manning...Later in the third quarter, made his 77th catch of the season, tying his career high in a single season set in 2014...**vs. Washington (Dec. 10):** Registered his fourth straight 100-yard receiving game and sixth of the season, finishing with 111 yards on six catches (18.5 avg.)...It marked career game No. 17 with 100-plus receiving yards...The four consecutive 100-yard performances tied for the second longest streak in team history...Played 49 offensive snaps and one on special teams...Early in the first quarter, ran an out-route from the left slot for a six-yard reception, setting a new career high for catches in a season...Later in the opening quarter, hauled in a 21-yard gain down the left sideline on a go-route to advance the ball to the Washington eight-yard line, setting a career high for receiving yards in a season in the process...Posted a career-long 51-yard catch in the third quarter on a flea flicker, beating the defense deep on a go-route down the right sideline before being tripped up at the Washington one-yard line...**at Kansas City (Dec. 16):** Started at WR, marking the 50th start of his career...Played 47 snaps on offense before exiting with a back injury...Totalled 54 receiving yards on five catches (10.8 avg.)...Saw his four-game streak of 100-plus receiving yards come to an end...Moved to 11th in single-season receiving yards in team history, ending the game with 1,197...Finished the game with 88 catches on the year, moving into a tie with Kellen Winslow (1981, '83) for the fifth-most in a single season in team annals...Ran a deep out-route from the left slot in the third quarter for a 16-yard gain on third-and-10 for a first down...**at New York Jets (Dec. 24):** Started at WR, seeing action on 66 snaps on offense and one on defense...Posted five catches for 63 yards (12.6 avg.)...Added an INT on the final play of the first half, becoming the first player in NFL history to record 90-plus catches and an INT in the same season...Also became the third player in league annals to have 1,000-plus receiving yards and an INT in the same season, joining Hall of Fame WR Don Hutson (1942) and Hall of Fame WR Randy Moss (2009)...Brought his season total to 1,260 receiving yards, surpassing Wes Chandler (1,999 in 1985), Lance Alworth (1,205 in 1963), Tony Martin (1,224 in 1989), Alworth (1,235 in 1964) and Anthony Miller (1,252 in 1989) for the sixth-most single-season receiving yards in Chargers history...The five receptions brought him to 93 for the season, good for No. 2 in a single season in team annals, passing Kellen Winslow (88 in 1981 and '83), Winslow (89 in 1980), Antonio Gates (89 in 2005) and Martin (90 in 1995)...**vs. Oakland (Dec. 31):** Registered nine catches for 133 yards (14.8 avg.) and a TD after starting at WR and playing 63 snaps on offense...It marked his seventh 100-yard performance of the season and 18th in his career...Added a TD in the second quarter on a miscellaneous fumble return...On the play, caught a fumble by RB Melvin Gordon out of the air and advanced the ball 27 yards for the score...Ran a fade-route to the back right corner of the end zone to bring in a six-yard TD catch over CB TJ Carrie at the end of the first half...The score marked his 22nd TD catch of his career, moving him into sole possession of 13th in Chargers history...On the first play of the third quarter, ran a shallow crossing-route with a double-move to get separation from LB NaVorro Bowman before hauling in the pass and juking by S Shalom Luani for a 23-yard gain...His nine catches brought his season total to 102, passing LaDainian Tomlinson (100 in 2003) for most in a season in Chargers history...It also brought his career catches to 323 to move past Malcom Floyd (321) for 10th in team annals...The 133 yards increased his season total to 1,393 to rank No. 2 in team history for a single season, passing Kellen Winslow (1,290 in 1980), Lance Alworth (1,312 in 1968), John Jefferson (1,340 in 1980) and Alworth (1,383 in 1966)...Moved ahead of Ronnie Harmon (3,928) and LaDainian Tomlinson (3,955) with 4,010 career receiving yards for 11th in Chargers history.



## KEENAN ALLEN NFL STATISTICS



— Receiving —															— Rushing —					— Scrimmage —						
Year	Team	GP	GS	No.	Yds	Avg.	Lg	TD	Att	Yds	Avg.	Lg	TD	Yards												
2013	San Diego	15	14	71	1,046	14.7	43	8	0	0	—	—	0	1,046												
2014	San Diego	14	14	77	783	10.2	35	4	0	0	—	—	0	783												
2015	San Diego	8	8	67	725	10.8	38	4	0	0	—	—	0	725												
2016	San Diego	1	1	6	63	10.5	15	0	0	0	—	—	0	63												
2017	Los Angeles Chargers	16	15	102	1,393	13.7	51	6	2	9	4.5	6	0	1,402												
NFL Totals									2	9	4.5	6	0	4,019												
— Kickoff Returns —															— Punt Returns —					— All-Purpose —						
Year	Team	No.	Yds	Avg.	Lg	TD	No.	FC	Yds	Avg.	Lg	TD	Yards													
2013	San Diego	0	0	—	—	0	15	13	125	8.3	28	0	1,171													
2014	San Diego	0	0	—	—	0	11	11	99	9.0	29	0	882													
2015	San Diego	0	0	—	—	0	3	4	5	1.7	5	0	730													
2016	San Diego	0	0	—	—	0	0	0	0	—	—	0	63													
2017	Los Angeles Chargers	0	0	—	—	0	0	0	0	—	—	0	1,269													
NFL Totals									0	0	—	—	0	4,115												
PLAYOFFS															— Receiving —					— Rushing —					— Scrimmage —	
Year	Team	GP	GS	No.	Yds	Avg.	Lg	TD	Att	Yds	Avg.	Lg	TD	Yards												
2013	San Diego	2	2	8	163	20.4	49	2	0	0	—	—	0	163												
PLAYOFFS															— Kickoff Returns —					— Punt Returns —					— All-Purpose —	
Year	Team	No.	Yds	Avg.	Lg	TD	No.	FC	Yds	Avg.	Lg	TD	Yards													
2013	San Diego	0	0	—	—	0	0	2	0	—	—	0	163													



97

JERRY ATTAOCHU

POSITION:

HEIGHT:

WEIGHT:

BORN:

COLLEGE:

HOMETOWN:

HIGH SCHOOL:

EXPERIENCE:

ACQUIRED:

CAREER GP/GS:

PLAYOFFS GP/GS:

Defensive End

6-3

252

January 17, 1993

Georgia Tech

Washington, D.C.



Archbishop Carroll High

4th Year (4th Chargers)

Draft 2 — 2014

38/13


0/0

**2017:** Saw action in four games and was inactive for 12, missing the first two with a hamstring injury...Made season debut in the second matchup with the Broncos...Totaled six tackles (four solo) and a tackle for loss...Added a tackle on special teams...**at Denver (Sept. 11):** Inactive (hamstring)...**vs. Kansas City (Sept. 24):** Inactive (healthy scratch)...**vs. Denver (Oct. 22):** Saw first action of the season, contributing on 21 defensive snaps and 13 on special teams in place of injured DT Corey Liuget...Registered three tackles (two solo) and a tackle for loss...Provided a key block of LB Zaire Anderson on WR Travis Benjamin's 65-yard punt return TD...**at New England (Oct. 29):** Inactive (healthy scratch)...**at Jacksonville (Nov. 12):** Played a snap on defense and six on special teams...**vs. Buffalo (Nov. 19):** Registered two solo tackles and a special teams tackle on kickoff coverage while playing on 32 defensive snaps and 15 on special teams...**at Dallas (Nov. 23):** Inactive (healthy scratch)...**vs. Cleveland (Dec. 3):** Posted two tackles (one solo) on six defensive plays...Added nine snaps on special teams...**vs. Washington (Dec. 10):** Inactive (healthy scratch).

2017, LOS ANGELES CHARGERS																
Date	Opp.	Res.	Games		Tackles		Yd TFL		Interceptions					Fumbles		
				P/S	Tot	So	As	Sk	No.	Yd	Lg	TD	PD	FF	FR	
09/11	at Den	L	0/0				—	Inactive —								
09/17	Mia	L	0/0				—	Inactive —								
09/24	KC	L	0/0				—	Inactive —								
10/01	Phi	L	0/0				—	Inactive —								
10/08	at NYG	W	0/0				—	Inactive —								
10/15	at Oak	W	0/0				—	Inactive —								
10/22	Den	W	1/0		3	2	1	0	0	0	0	0	0	0	0	0
10/29	at NE	L	0/0				—	Inactive —								
11/12	at Jax	L (OT)	1/0		0	0	0	0	0	0	0	0	0	0	0	0
11/19	Buf	W	1/0		1	1	0	0	0	0	0	0	0	0	0	0
11/23	at Dal	W	0/0				—	Inactive —								
12/03	Cle	W	1/0		2	1	1	0	0	0	0	0	0	0	0	0
12/10	Was	W	0/0				—	Inactive —								
12/16	at KC	L	0/0				—	Inactive —								
12/24	at NYJ	W	0/0				—	Inactive —								
12/31	Oak	W	0/0				—	Inactive —								
'17 TOTALS			9-7	4/0	6	4	2	0	0	1	0	0	—	0	0	0

JERRY ATTAOCHU NFL STATISTICS																	
Year	Team	GP	GS	— Tackles —				Yds	TFL	— Interceptions —					— Fumbles —		
				Total	Solo	Asst	Sacks			No.	Yds	Lg	TD	PD	FF	FR	Yds
2014	San Diego	11	0	12	9	3	2.0	13	2	0	0	—	0	1	1	0	0
2015	San Diego	15	12	66	52	14	6.0	39	16	0	0	—	0	2	0	0	0
2016	San Diego	8	1	8	5	3	2.0	19	2	0	0	—	0	0	0	0	0
2017	Los Angeles Chargers	4	0	6	4	2	0.0	0	1	0	0	—	0	0	0	0	0
NFL Totals		38	13	92	70	22	10.0	71	21	0	0	—	0	3	1	0	0



72

JOE BARKSDALE

POSITION:

HEIGHT:

WEIGHT:

BORN:

COLLEGE:

HOMETOWN:

HIGH SCHOOL:

EXPERIENCE:

ACQUIRED:

CAREER GP/GS:

PLAYOFFS GP/GS:

Tackle

6-5

326

January 4, 1989

Louisiana State

Detroit, Mich.



Cass Tech

7th Year (3rd Chargers)

UFA (St. Louis) — 2015

96/73


0/0

**2017:** Started 11 games at RT, missing five due to a foot injury...Blocked for QB Philip Rivers to reach 342 career passing TDs, tying Hall of Fame QB Fran Tarkenton for sixth in NFL history...Provided time for Rivers to reach 50,000 career regular-season passing yards, finishing the season ranked ninth on the all-time passing yards list with 50,348...Allowed protection for Rivers to finish the year with 4,171 completions, good for seventh on the all-time completions list...Member of an offensive line that allowed the fewest sacks in the NFL (18)...Saw action on 46 special teams plays...**at Denver (Sept. 11):** Started at RT, playing on all 59 offensive snaps...Part of a line that allowed one sack against a Denver defense that posted a league-high 94 sacks over the previous two seasons (2015-16)...Allowed time for QB Philip Rivers to throw for three TDs, the 49th game of his career with three-plus TD passes...**vs. Miami (Sept. 17):** Opened the game at RT, appearing on 41 plays on offense before departing with a foot injury...Protected QB Philip Rivers as he threw for 331 yards and a TD on 31-of-39 passing (110.6 passer rating)...Rivers' 79.5 completion percentage was his highest since posting a percentage of 82.9 vs. Detroit to open the 2015 season (Sept. 13, 2015)...**vs. Kansas City (Sept. 24):** Inactive (foot)...**vs. Philadelphia (Oct. 1):** Returned to the starting lineup at RT after missing a game due to injury...It marked the 65th start of his career...Played 56 snaps on offense...Provided protection for QB Philip Rivers to complete 22-of-38 pass attempts for 347 yards and two TDs (105.9 passer rating), his second 300-yard performance of the season and 53rd of his career...**at New York Giants (Oct. 8):** Started at RT, appearing in 69 offensive plays...Helped block for RB Melvin Gordon to post 105 rushing yards on 20 attempts (5.3 avg.), and register 58 receiving yards and two TDs on a game-high six catches (9.7 avg.)...Part of a unit that did not allow a sack on the day, allowing QB Philip Rivers time to throw for 258 yards and three TDs, marking his second three-TD performance of the season and 50th of his career...Protected Rivers to surpass 47,000 career yards and move ahead of Hall of Fame QB Fran Tarkenton to rank 10th for the most passing yards in league annals...**at Oakland (Oct. 15):** Started at RT, playing 51 offensive plays...It marked the 90th game played of his career...Opened holes for RB Melvin Gordon to post his second-consecutive game with 150-plus yards from scrimmage...On the first play from scrimmage, had a key block

on DT Eddie Vanderdoes to spring Gordon free for a 13-yard gain...Part of a unit that allowed one sack, keeping QB Philip Rivers upright to complete 25-of-36 passes for 268 yards and a TD (100.2 passer rating)...It marked Rivers' third game of the season with a passer rating above 100...**vs. Denver (Oct. 22):** Inactive (foot)...**at Dallas (Nov. 23):** Returned from injury to start at RT and play all 68 snaps on offense...Part of a line that allowed QB Philip Rivers to throw for 434 yards and three TDs on 27-of-33 passing (81.8 pct.) for a 149.1 passer rating...It marked the ninth 400-yard game, 54th 300-yard game and 51st three-TD game of Rivers' career...The 149.1 passer rating ranked third in his career...On the first TD pass, provided Rivers time to move through his progressions to find TE Hunter Henry in the middle of the end zone matched up with S Byron Jones for a three-yard score...**vs. Cleveland (Dec. 3):** Played 67 snaps on offense after opening the contest at RT...Blocked for QB Philip Rivers to complete 31 passes on 43 attempts (72.1 pct.) for 344 yards and a TD (103.2 passer rating), marking the 55th 300-yard game of Rivers' career...Protected Rivers to reach 3,000 yards on the year for the 12th consecutive season, which also brought his career total past 49,000...The victory gave Rivers 103 for his career, good for sole possession of 13th in league history, breaking a tie with Hall of Fame QB Warren Moon...**vs. Washington (Dec. 10):** Started at RT and played 63 snaps on offense...Provided protection for QB Philip Rivers to post the 104th victory of his career and pass Hall of Fame QB Warren Moon (49,324) for ninth in all-time passing yards...Blocked for Rivers to post 319 passing yards and two TDs on 18-of-31 passing (58.1 pct.) for a 114.9 passer rating, marking the 56th career game of 300-plus passing yards...**at Kansas City (Dec. 16):** Played 42 snaps on offense after opening the game at RT...Blocked for RB Melvin Gordon to post 78 rushing yards and a TD on 19 attempts (4.1 avg.) and six catches for 91 yards (15.2 avg.)...Gordon's 169 yards from scrimmage were a season high and rank second in the running back's career...**at New York Jets (Dec. 24):** Started at RT, playing all 73 snaps on offense...Provided time for QB Philip Rivers to pass Hall of Fame QB John Elway (4,123) for eighth on the all-time completions list, finishing 22-of-40 passing (55.0 pct.) for 290 yards and a TD (86.5 passer rating)...It marked Rivers' ninth 4,000-yard season of his career, becoming the fourth player in NFL history to achieve 4,000 yards in nine-plus seasons (Peyton Manning with 14, Drew Brees with 12 and Tom Brady with nine)...Blocked for RB Melvin Gordon to post 81 rushing yards and a TD on 19 carries (4.3 avg.) and haul in three catches for 47 yards (15.7 avg.), allowing Gordon to surpass 1,000 rushing yards for the first season of his career...**vs. Oakland (Dec. 31):** Started at RT, appearing on all 70 offensive snaps...Protected QB Philip Rivers to throw for 387 yards and three TDs on 28-of-37 passing (75.7 pct.) for a 135.8 passer rating...It marked Rivers' 57th 300-yard game and his 52nd three-TD game...Rivers' three TD passes brought his career total to 342, tying Hall of Fame QB Fran Tarkenton for sixth in NFL history...Provided time for Rivers to eclipse 50,000 career regular-season passing yards, making him the ninth player in league annals to do so...Blocked for RB Melvin Gordon to register 93 rushing yards on 17 attempts (5.5 avg.) and six catches for 31 receiving yards (5.2 avg.)...The rushing yardage pushed Gordon into seventh in Chargers history.

JOE BARKSDALE NFL GAMES			
Year	Team	GP	GS
2011	Oakland	16	0
2012	St. Louis	6	2
2013	St. Louis	16	13
2014	St. Louis	16	16
2015	San Diego	16	16
2016	San Diego	15	15
2017	Los Angeles Chargers	11	11
NFL Totals		96	73



12

TRAVIS BENJAMIN

POSITION:

WIDE RECEIVER — KICK RETURNER

HEIGHT:

5-10

WEIGHT:

175

BORN:

December 29, 1989

COLLEGE:

Miami

HOMETOWN:

Belle Glade, Fla.

HIGH SCHOOL:

Glades Central High

EXPERIENCE:

6th Year (2nd Chargers)

ACQUIRED:



UFA (Cleveland) — 2016

CAREER GP/GS:

84/32

PLAYOFFS GP/GS:

0/0

**2017:** Named AFC Special Teams Player of the Week for his efforts in a Week 7 win against the Broncos: Three punt returns for 88 yards (29.3 avg.), including a 65-yard punt return TD that proved to be the winning score...Appeared in all 16 games, starting three at WR...Caught 34 passes for 567 yards (16.7 avg.) and four TDs...Registered career highs with 13 carries for 96 yards (7.4 avg.)...Added 27 punt returns for 257 yards (9.5 avg.), including one that he returned 65 yards for a TD...Became just the second Charger in history to record a punt return TD and a TD catch in the same game (Eric Metcalf vs. Denver, Nov. 30, 1997), doing so in the second matchup with the Broncos...**Awards:** AFC Special Teams Player of the Week (Week 7)...**at Denver (Sept. 11):** Saw action on 39 offensive snaps and three on special teams...Registered three catches for 43 yards (14.3 avg.) and a TD...Hauled in a 38-yard TD in the fourth quarter...Sped past S Darian Stewart to get behind the Denver secondary and caught the pass in the end zone along the left sideline...**vs. Miami (Sept. 17):** Appeared in his 70th NFL game, seeing action on 39 plays on offense and three on special teams...Made an 11-yard reception and returned a punt for 23 yards...**vs. Kansas City (Sept. 24):** Registered the sixth 100-yard receiving game of his career, posting 105 yards on five catches (21.0 avg.) on 44 offensive plays...Added a nine-yard rush in the first quarter...Totaled three punt returns for 12 yards (4.0 avg.) on seven special teams plays...Hauled in a 44-yard reception in the first quarter to set up an 11-yard TD run by RB Melvin Gordon on the next play...Ran a flag-route and out-jumped CB Terrance Mitchell for a catch at the Kansas City 26-yard line...Added a 26-yard reception against Mitchell in the fourth quarter to get the Chargers to the Kansas City 22...**vs. Philadelphia (Oct. 1):** Appeared on 37 plays on offense and two on special teams...Hauled in two receptions for 21 yards (10.5 avg.) and returned two punts for three yards (1.5 avg.)...**at New York Giants (Oct. 8):** Appeared on 46 offensive plays, hauling in two catches for 18 yards (9.0 avg.) and registering a 14-yard rush...On the second offensive play in the third quarter, started in the slot on the left side of the formation and took an end-around handoff down the right sideline for a first down...Contributed on eight special teams plays, returning three punts for 35 yards (11.7 avg.)...**at Oakland (Oct. 15):** Started the 30th game of his career as the third WR...Contributed on 21 offensive plays and four on special teams...Returned two punts for six yards (3.0 avg.)...**vs. Denver (Oct. 22):** Named AFC Special Teams Player of the Week for his efforts...Posted a 42-yard TD reception and three punt returns for 88 yards (29.3 avg.), including a 65-yard TD return to open the scoring...Became just the second Charger in history to register a punt return TD and TD catch in the same game, joining Eric Metcalf (vs. Denver, Nov. 30, 1997)...Allowed a punt by P Riley Dixon to bounce before fielding and planting his foot to drive downfield, splitting the Denver coverage unit for a 65-yard score...The return marked the 90th punt return of his career and fourth for a TD...Surpassed


## 2017, LOS ANGELES CHARGERS


Date	Opp.	Res.	Games		No.	Receiving				TD	Att	Rushing				Total Off.
			P/S	P/S		Yds	Avg.	Lg	TD			Yds	Avg.	Lg	TD	
09/11	at Den	L	1/0		3	43	14.3	38t	1	0	0	0	-	-	0	43
09/17	Mia	L	1/0		1	11	11.0	11	0	0	0	0	-	-	0	11
09/24	KC	L	1/0		5	105	21.0	44	0	1	9	9.0	9	0	0	114
10/01	Phi	L	1/0		2	21	10.5	19	0	0	0	0	-	-	0	21
10/08	at NYG	W	1/0		2	18	9.0	12	0	1	14	14.0	14	0	0	32
10/15	at Oak	W	1/1		0	0	-	-	0	0	0	0	-	-	0	0
10/22	Den	W	1/0		1	42	42.0	42t	1	1	4	4.0	4	0	0	46
10/29	at NE	L	1/1		5	64	12.8	24t	1	2	14	7.0	7	0	0	78
11/12	at Jax	L (OT)	1/0		0	0	-	-	0	1	13	13.0	13	0	0	13
11/19	Buf	W	1/0		1	21	21.0	21	0	1	7	7.0	7	0	0	28
11/23	at Dal	W	1/0		3	50	16.7	46	0	1	6	6.0	6	0	0	56
12/03	Cle	W	1/1		4	68	17.0	39	0	0	0	-	-	-	0	68
12/10	Was	W	1/0		2	21	10.5	14	0	1	22	22.0	22	0	0	43
12/16	at KC	L	1/0		1	7	7.0	7	0	1	7	7.0	7	0	0	14
12/24	at NYJ	W	1/0		0	0	-	-	0	1	-4	-4.0	-4	0	0	-4
12/31	Oak	W	1/0		4	96	24.0	62t	1	2	4	2.0	3	0	0	100
<b>'17 TOTALS</b>			<b>9-7</b>	<b>16/3</b>	<b>34</b>	<b>567</b>	<b>16.7</b>	<b>62t</b>	<b>4</b>	<b>13</b>	<b>96</b>	<b>7.4</b>	<b>22</b>	<b>0</b>	<b>0</b>	<b>663</b>

1,000 punt return yards for his career on the play...Closed scoring in the fourth quarter, hauling in a pass from QB Philip Rivers on a slant-route before speeding past S Justin Simmons and the rest of the Denver defense for a 42-yard score...The play put him at 170 career receptions and 2,600 career receiving yards...Added a four-yard carry...Saw action on 22 offensive snaps and eight on special teams...**at New England (Oct. 29):** Posted five catches for 64 yards (12.8 avg.) and a TD...Tied a career high with two rushes for 14 yards (7.0 avg.)...Started at WR, seeing time on 35 offensive plays and three on special teams...In the fourth quarter, beat CB Malcolm Butler on a go-route along the right sideline to haul in a 24-yard TD pass from QB Philip Rivers...**at Jacksonville (Nov. 12):** Appeared on 41 offensive plays and 10 on special teams...Registered a 13-yard rush and three punt returns for 10 yards (3.3 avg.)...**vs. Buffalo (Nov. 19):** Posted a 21-yard reception and a seven-yard run, seeing action on 21 plays on offense and two on special teams...**at Dallas (Nov. 23):** Corralled three passes for 50 yards (16.7 avg.), including a season-long 46-yard gain in the first quarter...On the play, got behind S Xavier Woods and S Jeff Heath on third-and-10 for QB Philip Rivers to find him deep...Added a six-yard carry, and appeared on 44 plays on offense and five on special teams...**vs. Cleveland (Dec. 3):** Started as the third WR, marking his third start of the season, and played 38 snaps on offense and three on special teams...Finished with four catches for 68 yards (17.0 avg.) and a nine-yard punt return...In the second quarter, hauled in a pass on a comeback-route and turned upfield, breaking a tackle by CB Jamar Taylor for a 39-yard gain, marking the team's longest offensive play...**vs. Washington (Dec. 10):** Appeared on 33 offensive plays and eight on special teams...Finished with two receptions for 21 yards (10.5 avg.) and a 22-yard carry...Added two punt returns for 49 yards (24.5 avg.)...Took a reverse handoff from RB Melvin Gordon, turning the corner up the left sideline for the 22-yard gain...In the fourth quarter, posted the 100th punt return of his career, getting around the edge while receiving blocks from FB Derek Watt and CB Michael Davis to get to the Washington 27-yard line for a 47-yard return...**at Kansas City (Dec. 16):** Appeared on 36 plays on offense and three on special teams, finishing with a seven-yard catch and a rush for seven yards...Added a six-yard punt return...**at New York Jets (Dec. 24):** Played on 31

offensive snaps and nine on special teams, finishing with a rushing attempt that went for minus-four yards...**vs. Oakland (Dec. 31):** Posted 96 yards on four receptions (24.0 avg.), including a 62-yard TD catch...Registered the score on a third-and-12 late in the third quarter, speeding behind the secondary on a post-route... Added two rushing attempts for four yards (2.0 avg.)...In the first quarter,

ran a drag-route from left to right on third-and-six, catching the ball three yards downfield before turning up the right sideline for a 21-yard gain...Provided a key block to free RB Melvin Gordon for 14 yards on a screen pass in the second quarter...Appeared on 39 plays on offense and three on special teams.



**TRAVIS BENJAMIN NFL STATISTICS**


Year	Team	GP	GS	— Receiving —					Att	— Rushing —					— Scrimmage —
				No.	Yds	Avg.	Lg	TD		Yds	Avg.	Lg	TD	Yards	
2012	Cleveland.....	14	3	18	298	16.6	69t	2	6	66	11.0	35	0	364	
2013	Cleveland.....	8	3	5	105	21.0	39	0	1	45	45.0	45	0	150	
2014	Cleveland.....	16	0	18	314	17.4	43	3	3	11	3.7	10	0	325	
2015	Cleveland.....	16	15	68	966	14.2	61	5	4	12	3.0	10	0	978	
2016	San Diego.....	14	8	47	677	14.4	54	4	2	-3	-1.5	-1	0	674	
2017	Los Angeles Chargers.....	16	3	34	567	16.7	62t	4	13	96	7.4	22	0	663	
NFL Totals.....		84	32	190	2,927	15.4	69t	18	29	227	7.8	45	0	3,154	
Year	Team	No.	— Kickoff Returns —					TD	— Punt Returns —					— All-Purpose —	
			Yds	Avg.	Lg	TD	No.		FC	Yds	Avg.	Lg	TD	Yards	
2012	Cleveland.....	3	76	25.3	29	0	0	3	1	149	49.7	93t	1	589	
2013	Cleveland.....	3	146	48.7	86	0	0	22	7	257	11.7	79t	1	553	
2014	Cleveland.....	12	246	20.5	28	0	0	15	8	127	8.5	37	0	698	
2015	Cleveland.....	0	0	—	—	0	0	28	10	324	11.6	78t	1	1,302	
2016	San Diego.....	0	0	—	—	0	0	9	0	59	6.6	18	0	733	
2017	Los Angeles Chargers.....	0	0	—	—	0	0	27	25	257	9.5	65t	1	920	
NFL Totals.....		18	468	26.0	86	0	0	104	51	1,173	11.3	93t	4	4,795	



# 99 JOEY BOSA

**POSITION:** Defensive End  
**HEIGHT:** 6-5  
**WEIGHT:** 280  
**BORN:** July 11, 1995  
**COLLEGE:** Ohio State  
**HOMETOWN:** Ft. Lauderdale, Fla.  
**HIGH SCHOOL:** St. Thomas Aquinas High  
**EXPERIENCE:** 2nd Year (2nd Chargers)  
**ACQUIRED:** Draft 1 — 2016  
**CAREER GP/GS:** 28/27  
**PLAYOFFS GP/GS:** 0/0



**2017:** Selected to his first Pro Bowl, but did not participate and was replaced by Los Angeles Chargers DE Melvin Ingram...Named All-AFC by the *Professional Football Writers of America*...Started all 16 contests at DE...Led the team with 99 tackles (61 solo), including 17.5 tackles for loss and 12.5 sacks...Totaled the most sacks (19.0) in a player's first 20 career games since the sack became an official statistic in 1982, passing Aldon Smith (18.5)...Brought his career total to 23 sacks, moving past Shawn Lee, Marcellus Wiley and DT Corey Liuget for sole possession of 12th in team annals...His 12.5 sacks ranked second in the AFC and No. 7 in the NFL in 2017...Posted four games with a strip-sack, including back-to-back weeks (five and six)...Part of a defensive unit that ranked tied for fifth in the NFL with 43 sacks...Combined with Ingram (10.5 sacks), was the No. 2 sack duo in the NFL with 23 sacks between the two of them...**Awards:** Pro Bowl Selection (First)...*Professional Football Writers of America* All-AFC...**at Denver (Sept. 11):** Started at DE and posted six tackles (three solo), registering 1.5 tackles for loss on 1.5 sacks...The 1.5 sacks tied with DE Melvin Ingram for a game high...It marked his seventh-consecutive game with at least a half-sack...Brought down QB Trevor Siemian in the first quarter for his first sack of the season after powering past T Menelik Watson...In the fourth quarter, split a sack of Siemian with Ingram to force third-and-13...Appeared on 57 defensive plays...**vs. Miami (Sept. 17):** Appeared on 51 defensive snaps after opening the game at DE...Registered six tackles (five solo) and a tackle for loss...Saw his streak of seven games with at least a half-sack come to an end...**vs. Kansas City (Sept. 24):** Posted a season-high nine tackles (four solo), including a six-yard sack of QB Alex Smith on third-and-seven...Got past G Laurent Duvernay-Tardif with a swim move to get to Smith, who was forced up in the pocket by OLB Nigel Harris...Started at DE, playing 43 snaps on defense...**vs. Philadelphia (Oct. 1):** Made the 15th start of his career...Saw action on 63 defensive plays and one on special teams...Registered seven tackles (three solo)...**at New York Giants (Oct. 8):** Tied a career high with two sacks, including a strip-sack of QB Eli Manning for his first forced fumble of the season...Pushed back T Bobby Hart and G John Jerry to collapse the pocket before swatting the football out of Manning's hand to force the fumble...Totaled eight tackles (six solo), two sacks, three tackles for loss and the forced fumble while appearing on 59 defensive snaps...**at Oakland (Oct. 15):** Registered his second strip-sack in as many weeks, powering past T Marshall Newhouse on third-and-11 to knock the ball out of the hands of QB Derek Carr...Brought his season total to 5.5 sacks and marked the 16th sack of his career...Finished with five tackles (three solo), a sack, a tackle for loss and a forced fumble...Started at DE and saw action on 51 plays on defense...**vs. Denver (Oct. 22):** Surpassed 90 career tackles and 18.0 career sacks, totaling five tackles (two solo), two sacks, two tackles for loss and a pass defended...The two sacks matched a career high...On the first sack, beat a cut-block from T Garrett Bolles to spin QB

## 2017, LOS ANGELES CHARGERS

Date	Opp.	Res.	Games		Tot	Tackles			Yd	TFL	Interceptions				Fumbles		
			P/S			As	Sk	No.			Yd	Lg	TD	PD	FF	FR	
09/11	at Den	L	1/1		6	3	3	1.5	12	1.5	0	0	-	0	0	0	
09/17	Mia	L	1/1		6	5	1	0	0	1	0	0	-	0	0	0	
09/24	KC	L	1/1		9	4	5	1.0	6	1	0	0	-	0	0	0	
10/01	Phi	L	1/1		7	3	4	0	0	0	0	0	-	0	0	0	
10/08	at NYG	W	1/1		8	6	2	2.0	6	3	0	0	-	0	0	1	
10/15	at Oak	W	1/1		5	3	2	1.0	6	1	0	0	-	0	0	1	
10/22	Den	W	1/1		5	2	3	2.0	6	2	0	0	-	0	1	0	
10/29	at NE	L	1/1		5	4	1	1.0	9	2	0	0	-	0	0	0	
11/12	at Jax	L (OT)	1/1		6	5	1	1.0	6	1	0	0	-	0	1	0	
11/19	Buf		W	1/1		2	1	1	1.0	4	1	0	0	-	0	0	1
11/23	at Dal	W	1/1		6	4	2	0	0	0	0	0	-	0	0	0	
12/03	Cle	W	1/1		7	7	0	1.0	5	3	0	0	-	0	0	1	
12/10	Was	W	1/1		4	2	2	0	0	0	0	0	-	0	0	0	
12/16	at KC	L	1/1		7	4	3	0	0	0	0	0	-	0	0	0	
12/24	at NYJ	W	1/1		7	4	3	0	0	0	0	0	-	0	0	0	
12/31	Oak	W	1/1		9	4	5	1.0	6	1	0	0	-	0	0	1	
'17 TOTALS			9-7	16/16	99	61	38	12.5	66	17.5	0	0	—	0	2	4	1

Trevor Siemian down from behind for a one-yard loss...Later in the third quarter, beat T Allen Barbre around the edge to deflect Siemian's throw, nearly resulting in an INT...Posted his second sack of the day after speeding past Barbre for a five-yard loss in the fourth quarter...Started at DE and played 50 snaps on defense...**at New England (Oct. 29):** Started at DE and played 72 snaps on defense and one on special teams, marking the 20th game played of his career...Totaled five tackles (four solo) two tackles for loss and a sack...The sack marked No. 19 of his career, passing Aldon Smith (18.5) for the most in a player's first 20 games played since the sack became an official statistic in 1982...On the play, powered past T Marcus Cannon to spin QB Tom Brady down for a nine-yard loss...In the fourth quarter, forced Brady to roll to his right before DT Darius Philon registered a seven-yard sack...**at Jacksonville (Nov. 12):** Made the 20th start of his career, opening the game at DE...Posted six tackles (five solo), a six-yard sack, a tackle for loss and a pass defended...The sack marked No. 20 for his career, moving him into sole possession of 16th on the Chargers all-time sacks list...In the third quarter, applied pressure with DE Melvin Ingram on QB Blake Bortles before corraling him for the sack...Later on, forced Bortles to throw under duress off of his back foot on third down resulting in an INT by S Tre Boston...**vs. Buffalo (Nov. 19):** Posted a strip-sack of QB Tyrod Taylor in the third quarter that was recovered by DE Melvin Ingram for a 39-yard TD...Pulled a swim-move on T Jordan Mills to reach Taylor for the strip-sack on fourth-and-four, marking his sixth straight game with a sack...The sack brought his season total to 10.5, matching the output of his rookie season in 2016...It marked the 21st sack of his career, moving into a tie for 15th in team annals with DT Corey Liuget...Applied pressure or had a QB hit on each of the INTs thrown by QB Nathan Peterman in the first half...Provided a block for ILB Korey Toomer on his 59-yard pick-six in the first quarter...Started at DE and played 40 snaps on defense...**at Dallas (Nov. 23):** Played 42 defensive snaps after opening the game a DE...Finished with six tackles (four solo)...Saw his six-game sack streak come to an end...In the first quarter, collapsed the pocket with DE Melvin Ingram to force QB Dak Prescott to step up into a sack by DT Corey Liuget...Ran a stunt with Liuget in the third quarter to chase Prescott out of the pocket and force him to throw the ball out of bounds...Coupled with Ingram,

forced Prescott to roll to his left and throw a pass intended for WR Cole Beasley that was picked off by CB Desmond King and returned 90 yards for a TD...**vs. Cleveland (Dec. 3):** Started at DE and played 57 snaps on defense...Registered seven solo tackles, including three tackles for loss and a five-yard sack in the fourth quarter when he forced a fumble...Registered a strip-sack in the fourth quarter, chasing down QB DeShone Kizer as he scrambled to his left to force the fumble that was recovered by ILB Denzel Perryman...**vs. Washington (Dec. 10):** Posted four tackles (two solo) on 36 defensive plays after opening the game at DE...**at Kansas City (Dec. 16):** Started at DE for the 25th time in his career

and played 58 snaps on defense...Registered seven tackles (four solo)...**at New York Jets (Dec. 24):** Posted seven tackles (four solo) on 60 defensive snaps after starting at DE...Applied pressure with DT Darius Philon and DE Isaac Rochell late in the second quarter to collapse the pocket as Rochell recorded his first career sack...**vs. Oakland (Dec. 31):** Started at DE, playing 44 defensive snaps and finishing with nine tackles (four solo), a sack, a tackle for loss and a fumble recovery...Powered through a double-team by T David Sharpe and G Kelechi Osemele to bring down QB Derek Carr for a six-yard sack...Recovered a Carr fumble forced by DT Darius Philon on fourth-and-one in the fourth quarter.



JOEY BOSA NFL STATISTICS



— Tackles —										— Interceptions —					— Fumbles —				
Year	Team	GP	GS	Total	Solo	Asst	Sacks	Yds	TFL	No.	Yds	Lg	TD	PD	FF	FR	Yds	ST Tackles	
2016	San Diego	12	11	48	33	15	10.5	71.5	19	0	0	—	0	2	1	0	0	0	
2017	Los Angeles Chargers	16	16	99	61	38	12.5	66	17.5	0	0	—	0	2	4	1	0	0	
NFL Totals		28	27	147	94	53	23.0	137.5	36.5	0	0	—	0	4	5	1	0	0	



# 33 TRE BOSTON

**POSITION:** Safety  
**HEIGHT:** 6-1  
**WEIGHT:** 205  
**BORN:** June 25, 1992  
**COLLEGE:** North Carolina  
**HOMETOWN:** Fort Myers, Fla.  
**HIGH SCHOOL:** North Fort Myers (Fla.) High  
**EXPERIENCE:** 4th Year (1st Chargers)  
**ACQUIRED:** Free Agent — 2017  
**CAREER GP/GS:** 58/31  
**PLAYOFFS GP/GS:** 5/2



**2017:** Appeared in 16 contests with 15 starts and led all Los Angeles defenders with 1,041 defensive snaps played on the season...Registered 79 tackles (61 solo), five INTs and nine passes defended...Member of a defensive backfield that allowed just one 100-yard receiver in 2017, joining Arizona, Jacksonville and Minnesota as the only teams to do so...Part of the only secondary to not allow more than 245 gross passing yards in a game during the first seven weeks of the season...  
**at Denver (Sept. 11):** Started at FS, playing all 69 defensive plays and adding nine on special teams...Joined fellow S Jahleel Addae as the only Los Angeles defenders to play all defensive snaps...Led all players with 78 total snaps played...Recorded three tackles (all solo)...  
**vs. Miami (Sept. 17):** Opened the game at FS, posting seven tackles (six solo) while playing all 68 defensive snaps...Participated on nine special teams plays...  
**vs. Kansas City (Sept. 24):** Played 100 percent of defensive snaps (53 plays) for the third-straight game...Registered three tackles (two solo)...Saw time on six special teams snaps...  
**vs. Philadelphia (Oct. 1):** Started the 20th game of his career, seeing time on all 79 defensive snaps and 10 on special teams, leading all players with 89 total plays...Tied a season high with seven tackles (six solo)...  
**at New York Giants (Oct. 8):** Started at FS and appeared on all 70 defensive plays, joining S Jahleel Addae, CB Casey Hayward and CB Trevor Williams as the only Los Angeles defenders to do so...Registered five tackles (four solo) an INT and a pass defended...Sealed the game with the pick of QB Eli Manning, stopping New York's last-minute drive near midfield...  
**at Oakland (Oct. 15):** Played all 58 defensive snaps and seven on special teams as the team's starting FS...Tied a season high with seven tackles (five solo)...  
**vs. Denver (Oct. 22):** Started at FS, seeing action on 63 of 64 defensive plays and two on special teams...Finished with three tackles (one solo)...  
**at New England (Oct. 29):** Appeared in the 50th game of his career, starting at FS and playing on 85 plays on defense and seven on special teams...Posted five tackles (four solo) and a pass defended...Registered the pass breakup in the end zone on a flea flicker intended for WR Brandin Cooks...  
**at Jacksonville (Nov. 12):** Posted six tackles (four solo), a tackle for loss, a career-high two INTs and three passes defended...Both takeaways came inside the final two minutes of the fourth quarter...On the first, tipped a pass that was deflected

## 2017, LOS ANGELES CHARGERS

Date	Opp.	Res.	Games		Tackles						Interceptions					Fumbles	
			P/S		Tot	So	As	Sk	Yd	TFL	No.	Yd	Lg	TD	PD	FF	FR
09/11	at Den	L	1/1		3	3	0	0	0	0	0	0	-	0	1	0	0
09/17	Mia	L	1/1		7	6	1	0	0	0	0	0	0	-	0	0	0
09/24	KC	L	1/1		3	2	1	0	0	0	0	0	0	-	0	0	0
10/01	Phi	L	1/1		7	6	1	0	0	0	0	0	0	-	0	0	0
10/08	at NYG	W	1/1		5	4	1	0	0	0	0	1	15	15	0	1	0
10/15	at Oak	W	1/1		7	5	2	0	0	0	0	0	0	-	0	0	0
10/22	Den	W	1/1		3	1	2	0	0	0	0	0	0	-	0	0	0
10/29	at NE	L	1/1		5	4	1	0	0	0	0	0	0	-	0	1	0
11/12	at Jax	L (OT)	1/1		6	4	2	0	0	1	2	0	0	0	3	0	0
11/19	Buf	W	1/0		4	4	0	0	0	0	1	9	9	0	1	0	0
11/23	at Dal	W	1/1		4	2	2	0	0	0	0	0	0	-	0	0	0
12/03	Cle	W	1/1		4	4	0	0	0	0	0	0	0	-	0	0	0
12/10	Was	W	1/1		3	3	0	0	0	0	0	0	0	-	0	0	0
12/16	at KC	L	1/1		6	5	1	0	0	0	0	0	0	-	0	0	0
12/24	at NYJ	W	1/1		5	4	1	0	0	0	0	0	0	-	0	0	0
12/31	Oak	W	1/1		7	4	3	0	0	0	1	25	25	0	2	0	0
17 TOTALS			9-7	16/15	79	61	18	0	0	1	5	49	25	0	9	0	0

by Hayward back to himself...Later on, picked off QB Blake Bortles again after an overthrown pass due to pressure applied by DE Joey Bosa and DE Melvin Ingram...Played 82 defensive snaps and three on special teams after making the 25th start of his career at FS...  
**vs. Buffalo (Nov. 19):** Hauled in an INT, his third in two games, returning the pick nine yards...Finished with four solo tackles on 62 defensive plays while adding four snaps on special teams...  
**at Dallas (Nov. 23):** Started at FS and played all 55 snaps on defense, one of three Chargers defenders to do so...Totaled four tackles (two solo)...  
**vs. Cleveland (Dec. 3):** Played all 63 defensive snaps and added two on special teams after starting at FS...Posted four solo tackles, bringing his career total above 150...  
**vs. Washington (Dec. 10):** Started at FS and totaled three solo tackles...Was one of two Los Angeles defenders to play all 50 snaps on defense...Added two plays on special teams...  
**at Kansas City (Dec. 16):** Started at FS, playing all 66 defensive snaps and seven on special teams...Finished with six tackles (five solo), the most since posting six at Jacksonville on Nov. 12...  
**at New York Jets (Dec. 24):** Started the 30th game of his career at FS, playing 64 snaps on defense and three on special teams...Posted five tackles (four solo)...  
**vs. Oakland (Dec. 31):** Saw action on all 54 defensive plays and two on special teams, opening that game at FS...Finished with seven tackles (four solo), an interception and two passes defended...Intercepted a deep pass down the left sideline by QB Derek Carr one-yard deep in the end zone before returning it 28 yards to set the offense up at the 27-yard line with just under two minutes to play in the first half.



## TRE BOSTON NFL STATISTICS



		— Tackles —								— Interceptions —					— Fumbles —				
Year	Team	GP	GS	Total	Solo	Asst	Sacks	Yds	TFL	No.	Yds	Lg	TD	PD	FF	FR	Yds	ST Tackles	
2014	Carolina	11	5	24	19	5	0.0	0	0	1	84	84t	1	2	0	0	0	2	
2015	Carolina	16	1	19	16	3	0.0	0	1	0	0	—	0	1	0	0	0	8	
2016	Carolina	15	10	50	40	10	2.0	19	5	2	29	22	0	6	0	0	0	1	
2017	Los Angeles Chargers	16	15	79	61	18	0.0	0	1	5	49	25	0	9	0	0	0	0	
NFL Totals		58	31	172	136	36	2.0	19	7	8	162	84t	1	18	0	0	0	11	
PLAYOFFS				— Tackles —							— Interceptions —					— Fumbles —			
Year	Team	GP	GS	Total	Solo	Asst	Sacks	Yds	TFL	No.	Yds	Lg	TD	PD	FF	FR	Yds	ST Tackles	
2014	Carolina	2	2	3	3	0	0.0	0	0	1	11	11	0	1	0	0	0	0	
2015	Carolina	3	0	4	3	1	1.0	8	1	1	5	5	0	1	0	1	0	2	
Postseason Totals		5	2	7	6	1	1.0	8	1	2	16	11	0	2	0	1	0	2	



# 57 JATAVIS BROWN

**POSITION:** Outside Linebacker  
**HEIGHT:** 5-11  
**WEIGHT:** 221  
**BORN:** February 18, 1994  
**COLLEGE:** Akron  
**HOMETOWN:** Belle Glade, Fla.  
**HIGH SCHOOL:** Glades Central High  
**EXPERIENCE:** 2nd Year (2nd Chargers)  
**ACQUIRED:** Draft 5 — 2016  
**CAREER GP/GS:** 28/12  
**PLAYOFFS GP/GS:** 0/0



**2017:** Played in all 16 games with five starts, posting 78 tackles (58 solo), two tackles for loss and a fumble recovery...Added two special teams tackles on kickoff coverage and two on punt coverage...**at Denver (Sept. 11):** Made his first season-opening start at OLB...Led all players with a career-high 15 tackles (13 solo)...Appeared on 66 of 69 defensive plays...**vs. Miami (Sept. 17):** Started at OLB, totaling 10 tackles (six solo)...Played all 68 defensive snaps, one of four Los Angeles defenders to do so...**vs. Kansas City (Sept. 24):** Started at OLB for the third-straight game and 10th game of his career...Was one of five Chargers defenders to play all 53 defensive snaps...Registered eight tackles (four solo)...Surpassed 100 career tackles...**vs. Philadelphia (Oct. 1):** Appeared in the 16th game of his career, starting at OLB and playing 68 defensive snaps...Totaled five tackles (four solo) and a tackle for loss...**at New York Giants (Oct. 8):** Saw action on 35 defensive snaps, totaling six tackles (five solo) after opening the game at OLB...**at Oakland (Oct. 15):** Appeared on 20 snaps on defense and two on special teams, registering two tackles (one solo)...**vs. Denver (Oct. 22):** Posted his first fumble recovery of the season after S Adrian Phillips stripped the ball free from TE A.J. Derby...Finished with two tackles (one solo) and the recovery, eclipsing 120 career tackles...Saw action on 18 plays on defense...**at New England (Oct. 29):** Posted a solo tackle on 22 defensive plays...Played in the 20th game of his career...**at Jacksonville (Nov. 12):** Saw action on 53 defensive snaps, finishing with seven solo tackles and a tackle for loss...**vs. Buffalo (Nov. 19):** Posted four tackles (three solo) and added a special teams tackle on kickoff coverage...Participated on 18 plays on defense along with 14 special teams snaps...**at Dallas (Nov. 23):** Registered a

## 2017, LOS ANGELES CHARGERS

Date	Opp.	Res.	Games		Tot	So	Tackles		Yd	TFL	Interceptions				PD	Fumbles	
			P/S				As	Sk			No.	Yd	Lg	TD		FF	FR
09/11	at Den	L	1/1		15	13	2	0	0	0	0	0	-	0	0	0	0
09/17	Mia	L	1/1		10	6	4	0	0	0	0	0	-	0	0	0	0
09/24	KC	L	1/1		8	4	4	0	0	0	0	0	-	0	0	0	0
10/01	Phi	L	1/1		5	4	1	0	0	1	0	0	-	0	0	0	0
10/08	at NYG	W	1/1		6	5	1	0	0	0	0	0	-	0	0	0	0
10/15	at Oak	W	1/0		2	1	1	0	0	0	0	0	-	0	0	0	0
10/22	Den	W	1/0		2	1	1	0	0	0	0	0	-	0	0	0	1
10/29	at NE	L	1/0		1	1	0	0	0	0	0	0	-	0	0	0	0
11/12	at Jax	L (OT)	1/0		7	7	0	0	0	1	0	0	-	0	0	0	0
11/19	Buf	W	1/0		3	2	1	0	0	0	0	0	-	0	0	0	0
11/23	at Dal	W	1/0		0	0	0	0	0	0	0	0	-	0	0	0	0
12/03	Cle	W	1/0		0	0	0	0	0	0	0	0	-	0	0	0	0
12/10	Was	W	1/0		0	0	0	0	0	0	0	0	-	0	0	0	0
12/16	at KC	L	1/0		11	8	3	0	0	0	0	0	-	0	0	0	0
12/24	at NYJ	W	1/0		2	2	0	0	0	0	0	0	-	0	0	0	0
12/31	Oak	W	1/0		6	4	2	0	0	0	0	0	-	0	0	0	0
'17 TOTALS			9-7	16/5	78	58	20	0	0	2	0	0	-	0	0	0	1

special teams tackle on kickoff coverage, finishing with three snaps on defense and eight on special teams...**vs. Cleveland (Dec. 3):** Appeared on four defensive plays and 10 on special teams, posting a special teams tackle on punt coverage...**vs. Washington (Dec. 10):** Played five snaps on defense and 15 on special teams...**at Kansas City (Dec. 16):** Appeared on 33 defensive plays and 11 on special teams, taking over at OLB after LB Denzel Perryman suffered a hamstring injury...Posted 11 tackles (eight solo), marking his first double-digit tackle output since Week 2 vs. Miami...**at New York Jets (Dec. 24):** Saw action on 22 snaps on defense and 10 special teams plays...Finished with two solo tackles on defense and a special teams tackle on punt coverage...**vs. Oakland (Dec. 31):** Posted six tackles (four solo)...Participated on 18 defensive plays and two on special teams.



## JATAVIS BROWN NFL STATISTICS



Year	Team	GP	GS	— Tackles —					Yds	TFL	— Interceptions —					— Fumbles —			ST Tackles
				Total	Solo	Asst	Sacks				No.	Yds	Lg	TD	PD	FF	FR	Yds	
2016	San Diego	12	7	73	52	21	3.5	24	9		0	0	—	0	8	2	1	0	3
2017	Los Angeles Chargers	16	5	78	58	20	0.0	0	2		0	0	—	0	0	0	1	0	4
NFL Totals		28	12	151	110	41	3.5	24	2		0	0	—	0	8	2	2	0	7



# 10 KELLEN CLEMENS

**POSITION:** Quarterback  
**HEIGHT:** 6-2  
**WEIGHT:** 220  
**BORN:** June 6, 1983  
**COLLEGE:** Oregon  
**HOMETOWN:** Burns, Ore.  
**HIGH SCHOOL:** Burns (Ore.) High  
**EXPERIENCE:** 12th Year (4th Chargers)  
**ACQUIRED:** UFA (St. Louis) — 2014  
**CAREER GP/GS:** 64/21  
**PLAYOFFS GP/GS:** 3/0



**2017:** Appeared in eight games, totaling 36 passing yards and an INT on six-of-eight passing (75.0 pct.) for a 43.8 passer rating...Dressed as the backup quarterback, but did not play in the other eight contests...**at Denver (Sept. 11):** Dressed as the backup quarterback, but did not participate...**at Jacksonville (Nov. 12):** Saw action as a holder on three special teams plays...**vs. Buffalo (Nov. 19):** Played the fourth quarter in relief of QB Philip Rivers, completing all five attempts for 33 yards (94.2 passer rating)...Completed his first attempt to TE Jeff Cumberland for a two-yard gain on a drag-route...Appeared on 17 plays on offense and 12 on special teams...**at Dallas (Nov. 23):** Appeared on six special teams plays, holding for all field goals and extra points...**vs. Cleveland (Dec. 3):** Served as the holder on all kicks and extra points for a total of six snaps on special teams...**vs. Washington (Dec. 10):** Held on all kicks and extra points for six snaps on special teams...Entered the game at quarterback in the fourth quarter, playing a total of 15 snaps...Finished with three passing yards and an INT on one-of-three (33.3 pct.) passing for a 2.8 passer rating...**at Kansas City (Dec. 16):** Appeared on two special teams plays

## 2017, LOS ANGELES CHARGERS

Date	Opp.	Res.	Games		Att	Cmp	Pct.	Passing			Lg	Sk	Rtg	Rushing		
			P/S					Yds	TD	Int				Att	Yds	TD
09/11	at Den	L	0/0					—	Did Not Play	—						
09/17	Mia	L	0/0					—	Did Not Play	—						
09/24	KC	L	0/0					—	Did Not Play	—						
10/01	Phi	L	0/0					—	Did Not Play	—						
10/08	at NYG	W	0/0					—	Did Not Play	—						
10/15	at Oak	W	0/0					—	Did Not Play	—						
10/22	Den	W	0/0					—	Did Not Play	—						
10/29	at NE	L	0/0					—	Did Not Play	—						
11/12	at Jax	L (OT)	1/0	0	0	0.0	0	0	0	0	-	0	-	0	0	0
11/19	Buf	W	1/0	5	5	100.0	33	0	0	10	0	94.2	3	-3	0	0
11/23	at Dal	W	1/0	0	0	0.0	0	0	0	-	0	-	0	0	0	0
12/03	Cle	W	1/0	0	0	0.0	0	0	0	-	0	-	0	0	0	0
12/10	Was	W	1/0	3	1	33.3	3	0	1	3	0	2.8	0	0	0	0
12/16	at KC	L	1/0	0	0	0.0	0	0	0	-	0	-	0	0	0	0
12/24	at NYJ	W	1/0	0	0	0.0	0	0	0	-	0	-	0	0	0	0
12/31	Oak	W	1/0	0	0	0.0	0	0	0	-	0	-	2	-2	0	0
<b>'17 TOTALS</b>			<b>9-7</b>	<b>8/0</b>	<b>8</b>	<b>6</b>	<b>75.0</b>	<b>36</b>	<b>0</b>	<b>1</b>	<b>10</b>	<b>0</b>	<b>43.8</b>	<b>5</b>	<b>-5</b>	<b>0</b>


as the holder on extra points...**at New York Jets (Dec. 24):** Handled all holding duties, seeing time on three special teams plays...**vs. Oakland (Dec. 31):** Saw action on four offensive snaps and six on special teams, handling all holding duties.



## KELLEN CLEMENS NFL STATISTICS



Year	Team	GP	GS	Att	Cmp	Pct.	Yards	— Passing —			Lg	Sk	Lost	Rating	— Rushing —				
								Y/A	TD	Int					Att	Yds	Avg.	Lg	TD
2006	New York Jets	2	0	1	0	0.0	0	0.0	0	0	—	4	27	39.6	2	10	5.0	8	0
2007	New York Jets	10	8	250	130	52.0	1,529	6.1	5	10	56	27	138	60.9	27	111	4.1	18	1
2008	New York Jets	2	0	5	3	60.0	26	5.2	0	1	11	0	0	34.2	3	-3	-1.0	-1	0
2009	New York Jets	10	1	26	13	50.0	125	4.8	0	0	26	4	21	63.8	12	1	0.1	6	0
2010	New York Jets	1	0	2	1	50.0	6	3.0	0	0	6	0	0	56.3	2	9	4.5	10t	1
2011	St. Louis	3	3	91	48	52.7	546	6.0	2	1	36t	9	68	73.8	6	37	6.2	18t	1
2012	St. Louis	2	0	3	1	33.3	39	13.0	0	1	39	0	0	42.4	2	5	2.5	5	0
2013	St. Louis	10	9	242	142	58.7	1,673	6.9	8	7	81t	21	138	78.8	23	64	2.8	16	0
2014	San Diego	2	0	3	1	33.3	10	3.3	0	0	10	1	9	43.8	0	0	—	—	0
2015	San Diego	2	0	6	5	83.3	63	10.5	1	0	19t	0	0	150.0	1	-1	-1.0	-1	0
2016	San Diego	12	0	1	0	0.0	0	0.0	0	0	—	0	0	39.6	2	-1	-0.5	0	0
2017	Los Angeles Chargers	8	0	8	6	75.0	36	4.5	0	1	10	0	0	43.8	5	-5	-1.0	-1	0
<b>NFL Totals</b>		<b>64</b>	<b>21</b>	<b>638</b>	<b>350</b>	<b>54.9</b>	<b>4,053</b>	<b>6.4</b>	<b>16</b>	<b>21</b>	<b>81t</b>	<b>66</b>	<b>401</b>	<b>68.9</b>	<b>85</b>	<b>227</b>	<b>2.7</b>	<b>18</b>	<b>3</b>
<b>PLAYOFFS</b>																			
Year	Team	GP	GS	Att	Cmp	Pct.	Yards	Y/A	TD	Int	Lg	Sk	Lost	Rating	No.	Yds	Avg.	Lg	TD
2009	New York Jets	3	0	0	0	0.0	0	—	0	0	—	0	0	—	0	0	—	—	0



80

SEAN CULKIN

POSITION:

Tight End

HEIGHT:

6-5

WEIGHT:

255

BORN:

June 11, 1993

COLLEGE:

Missouri

HOMETOWN:

Indian Rocks Beach, Fla.

HIGH SCHOOL:

Christian High

EXPERIENCE:

Rookie

ACQUIRED:


Free Agent — 2017

CAREER GP/GS:

1/0

PLAYOFFS GP/GS:


0/0

**2017:** Saw action on offense in the first game of his career before being inactive as a healthy scratch for the next 14 contests...Dressed and was active, but did not participate in the final game...**at Denver (Sept. 11):** Made his NFL debut...Saw action on 11 offensive plays...**vs. Miami (Sept. 17):** Inactive (healthy scratch)...**vs. Oakland (Dec. 31):** Dressed and was active, but did not see action.

2017, LOS ANGELES CHARGERS																	
Date	Opp.	Res.	Games		No.	Receiving					Att	Rushing					Total Off.
			P/S			Yds	Avg.	Lg	TD	Yds		Avg.	Lg	TD			
09/11	at Den	L	1/0		0	0	-	-	0		0	0	-	-	0	0	
09/17	Mia	L	0/0			-	Inactive	-									
09/24	KC	L	0/0			-	Inactive	-									
10/01	Phi	L	0/0			-	Inactive	-									
10/08	at NYG	W	0/0			-	Inactive	-									
10/15	at Oak	W	0/0			-	Inactive	-									
10/22	Den	W	0/0			-	Inactive	-									
10/29	at NE	L	0/0			-	Inactive	-									
11/12	at Jax	L (OT)	0/0			-	Inactive	-									
11/19	Buf	W	0/0			-	Inactive	-									
11/23	at Dal	W	0/0			-	Inactive	-									
12/03	Cle	W	0/0			-	Inactive	-									
12/10	Was	W	0/0			-	Inactive	-									
12/16	at KC	L	0/0			-	Inactive	-									
12/24	at NYJ	W	0/0			-	Inactive	-									
12/31	Oak	W	0/0			-	Did Not Play	-									
'17 TOTALS			9-7	1/0	0	0	-	-	0	0	0	-	-	0	0	0	

SEAN CULKIN NFL STATISTICS														
Year	Team	GP	GS	No.	— Receiving —				Att	— Rushing —				— Scrimmage —
					Yds	Avg.	Lg	TD		Yds	Avg.	Lg	TD	Yards
2017	Los Angeles Chargers	1	0	0	0	—	—	0	0	0	—	—	0	0



# 87 JEFF CUMBERLAND

**POSITION:** Tight End  
**HEIGHT:** 6-4  
**WEIGHT:** 260  
**BORN:** May 2, 1987  
**COLLEGE:** Illinois  
**HOMETOWN:** Columbus, Ohio  
**HIGH SCHOOL:** Brookhaven High  
**EXPERIENCE:** 8th Year (2nd Chargers)  
**ACQUIRED:** Free Agent — 2016  
**CAREER GP/GS:** 72/47  
**PLAYOFFS GP/GS:** 0/0



**2017:** Was released by Los Angeles Chargers during final roster reductions...Signed by Chargers on Nov. 7...Appeared in seven games with three starts and was inactive for another, posting a pair of receptions for two yards (1.0 avg.) and three special teams tackles...**at Jacksonville (Nov. 12):** Inactive (healthy scratch)...**vs. Buffalo (Nov. 19):** Started as the second TE, appearing on 28 offensive snaps and 13 on special teams...Caught a pass for two yards...**at Dallas (Nov. 23):** Saw action on 15 plays on offense and 11 on special teams after opening the game as the second TE...**vs. Cleveland (Dec. 3):** Appeared on 24 offensive snaps and eight on special teams, recording a special teams tackle on kickoff coverage that pinned the Browns inside the 20...**vs. Washington (Dec. 10):** Started as the third TE, playing 30 snaps on offense and 15 on special teams...Hauled in a pass from QB Philip Rivers and made a special teams tackle on kickoff coverage...**at Kansas City (Dec. 16):** Appeared on 13 offensive plays and eight on special teams, finishing with a special teams tackle on kickoff coverage...**at New York Jets (Dec. 24):** Appeared on 20 snaps

## 2017, LOS ANGELES CHARGERS

Date	Opp.	Res.	Games		No.	Receiving				Att	Rushing				Total Off.
			P/S			Yds	Avg.	Lg	TD		Yds	Avg.	Lg	TD	
09/11	at Den	L	0/0			—	Not With Team	—							
09/17	Mia	L	0/0			—	Not With Team	—							
09/24	KC	L	0/0			—	Not With Team	—							
10/01	Phi	L	0/0			—	Not With Team	—							
10/08	at NYG	W	0/0			—	Not With Team	—							
10/15	at Oak	W	0/0			—	Not With Team	—							
10/22	Den	W	0/0			—	Not With Team	—							
10/29	at NE	L	0/0			—	Not With Team	—							
11/12	at Jax	L (OT)	0/0			—	Inactive	—							
11/19	Buf	W	1/1	1	2	2.0		2	0	0	0	—	—	0	2
11/23	at Dal	W	1/1	0	0	—		—	0	0	0	—	—	0	0
12/03	Cle	W	1/0	0	0	—		—	0	0	0	—	—	0	0
12/10	Was	W	1/1	1	0	0.0		0	0	0	0	—	—	0	0
12/16	at KC	L	1/0	0	0	—		—	0	0	0	—	—	0	0
12/24	at NYJ	W	1/0	0	0	—		—	0	0	0	—	—	0	0
12/31	Oak	W	1/0	0	0	—		—	0	0	0	—	—	0	0
<b>'17 TOTALS</b>			<b>9-7</b>	<b>7/3</b>	<b>2</b>	<b>2</b>	<b>1.0</b>	<b>2</b>	<b>0</b>	<b>0</b>	<b>0</b>	<b>—</b>	<b>—</b>	<b>0</b>	<b>2</b>

on offense and 14 on special teams...**vs. Oakland (Dec. 31):** Played 18 offensive snaps and 12 on special teams.

## JEFF CUMBERLAND NFL STATISTICS

				— Receiving —						— Rushing —				— Scrimmage —	
Year	Team	GP	GS	No.	Yds	Avg.	Lg	TD	Att	Yds	Avg.	Lg	TD	Yards	
2010	New York Jets	1	0	1	3	3.0	3	0	0	0	—	—	0	3	
2011	New York Jets	3	0	2	35	17.5	33	0	0	0	—	—	0	35	
2012	New York Jets	15	12	29	359	12.4	39	3	0	0	—	—	0	359	
2013	New York Jets	15	12	26	398	15.3	47	4	0	0	—	—	0	398	
2014	New York Jets	16	14	23	247	10.7	28	3	0	0	—	—	0	247	
2015	New York Jets	15	6	5	77	15.4	44	0	0	0	—	—	0	77	
2016	San Diego	0	0	— Injured Reserve —											
2017	Los Angeles Chargers	7	3	2	2	1.0	2	0	0	0	—	—	0	2	
NFL Totals		72	47	88	1,121	12.7	47	10	0	0	—	—	0	1,121	

				— Kickoff Returns —					— Punt Returns —				— All-Purpose —	
Year	Team	No.	Yds	Avg.	Lg	TD	No.	FC	Yds	Avg.	Lg	TD	Yards	
2010	New York Jets	0	0	—	—	0	0	0	0	—	—	0	3	
2011	New York Jets	0	0	—	—	0	0	0	0	—	—	0	35	
2012	New York Jets	0	0	—	—	0	0	0	0	—	—	0	359	
2013	New York Jets	0	0	—	—	0	0	0	0	—	—	0	398	
2014	New York Jets	0	0	—	—	0	0	0	0	—	—	0	247	
2015	New York Jets	4	50	12.5	17	0	0	0	0	—	—	0	127	
2016	San Diego	— Injured Reserve —												
2017	Los Angeles Chargers	0	0	—	—	0	0	0	0	—	—	0	2	
NFL Totals		4	50	12.5	17	0	0	0	0	—	—	0	1,173	



# 11 GEREMY DAVIS

**POSITION:** Wide Receiver  
**HEIGHT:** 6-3  
**WEIGHT:** 211  
**BORN:** January 10, 1992  
**COLLEGE:** Connecticut  
**HOMETOWN:** Lawrenceville, Ga.  
**HIGH SCHOOL:** Norcross High  
**EXPERIENCE:** 3rd Year (2nd Chargers)  
**ACQUIRED:** Free Agent — 2016  
**CAREER GP/GS:** 15/0  
**PLAYOFFS GP/GS:** 0/0



**2017:** Began season on practice squad before being signed to active roster on Sept. 11...Waived on Sept. 16 before being signed to practice squad on Sept. 19...Signed to active roster Oct. 26...Appeared in two games and was inactive for eight others...**at Denver (Sept. 11):** Appeared on six plays on offense and seven on special teams...**at New England (Oct. 29):** Inactive (healthy scratch)...**vs. Cleveland (Dec. 3):** Appeared on six offensive plays...**vs. Washington (Dec. 10):** Inactive (healthy scratch).

## 2017, LOS ANGELES CHARGERS


Date	Opp.	Res.	Games		No.	Receiving				Att	Rushing				Total Off.
			P/S			Yds	Avg.	Lg	TD		Yds	Avg.	Lg	TD	
09/11	at Den	L	1/0		0	0	-	-	0	0	0	-	-	0	0
09/17	Mia	L	0/0												
09/24	KC	L	0/0												
10/01	Phi	L	0/0												
10/08	at NYG	W	0/0												
10/15	at Oak	W	0/0												
10/22	Den	W	0/0												
10/29	at NE	L	0/0												
11/12	at Jax	L (OT)	0/0												
11/19	Buf	W	0/0												
11/23	at Dal	W	0/0												
12/03	Cle	W	1/0		0	0	-	-	0	0	0	-	-	0	0
12/10	Was	W	0/0												
12/16	at KC	L	0/0												
12/24	at NYJ	W	0/0												
12/31	Oak	W	0/0												
<b>'17 TOTALS</b>			<b>9-7</b>	<b>2/0</b>	<b>0</b>	<b>0</b>	<b>-</b>	<b>-</b>	<b>0</b>	<b>0</b>	<b>0</b>	<b>-</b>	<b>-</b>	<b>0</b>	<b>0</b>



## GEREMY DAVIS NFL STATISTICS



Year	Team	GP	GS	No.	— Receiving —				Att	— Rushing —				— Scrimmage —	
					Yds	Avg.	Lg	TD		Yds	Avg.	Lg	TD	Yards	
2015	New York Giants	10	0	2	21	10.5	16	0	0	0	-	-	0	21	
2016	San Diego	3	0	0	0	-	-	0	0	0	-	-	0	0	
2017	Los Angeles Chargers	2	0	0	0	-	-	0	0	0	-	-	0	0	
<b>NFL Totals</b>		<b>15</b>	<b>0</b>	<b>2</b>	<b>21</b>	<b>10.5</b>	<b>16</b>	<b>0</b>	<b>0</b>	<b>0</b>	<b>-</b>	<b>-</b>	<b>0</b>	<b>21</b>	



43

MICHAEL DAVIS

POSITION:

HEIGHT:

WEIGHT:

BORN:

COLLEGE:

HOMETOWN:

HIGH SCHOOL:

EXPERIENCE:

ACQUIRED:

CAREER GP/GS:

PLAYOFFS GP/GS:

Cornerback

6-2

195

January 6, 1995

Brigham Young

Glendale, Calif.



Glendale (Calif.) High

Rookie

Free Agent — 2017

15/0

0/0

**2017:** Opened the season on the practice squad after final roster reductions...Signed to active roster on Sept. 16...Played in 15 games, appearing on 280 special teams snaps and 37 on defense...Made four solo tackles and broke up two passes while seeing action on defense...Posted 15 special teams tackles...Totaled eight special teams tackles on punt coverage, pinning the opponent inside their own 20 three times...Registered seven special teams tackles on kickoff coverage with two pinning the opponent inside their own 20...Returned two kicks for 36 yards (18.0 avg.)...**vs. Miami (Sept. 17):** Made his NFL debut, appearing on 11 special teams plays...Registered a special teams tackle on punt coverage, pinning the Dolphins inside their own 20...**vs. Kansas City (Sept. 24):** Played on 16 special teams snaps...**vs. Philadelphia (Oct. 1):** Appeared on 19 special teams plays...Posted a special teams tackle on punt coverage that forced the ensuing Philadelphia drive to begin inside the 20...**at New York Giants (Oct. 8):** Saw the first action of his career on defense, playing four defensive snaps...Appeared on a team-high 27 special teams plays, posting two tackles on special teams...Registered one on punt coverage and one on kickoff coverage that forced the Giants to start the ensuing drive from inside their own 20...**at Oakland (Oct. 15):** Played a team-high 18 snaps on special teams, totaling a special teams tackle on kickoff coverage...**vs. Denver (Oct. 22):** Saw action on 20 special teams snaps, posting three special teams tackles...Made one on punt coverage and two on kickoff coverage, pinning Denver inside the 20 once on kickoff coverage...**at New England (Oct. 29):** Played 22 snaps on special teams, totaling a special teams tackle on kickoff coverage and two kickoff returns for 36 yards (18.0 avg.)...**at Jacksonville (Nov.12):** Appeared on six defensive plays and 29 on special teams...Registered a pass defended, the first defen-

2017, LOS ANGELES CHARGERS																			
Date	Opp.	Res.	Games		Tackles						Interceptions					Fumbles			
			P/S		Tot	So	As	Sk	Yd	TFL	No.	Yd	Lg	TD	PD	FF	FR		
09/11	at Den	L	0/0																
09/17	Mia	L	1/0		0	0	0	0	0	0	0	0	-	0	0	0	0		
09/24	KC	L	1/0		0	0	0	0	0	0	0	0	-	0	0	0	0		
10/01	Phi	L	1/0		0	0	0	0	0	0	0	0	-	0	0	0	0		
10/08	at NYG	W	1/0		0	0	0	0	0	0	0	0	-	0	0	0	0		
10/15	at Oak	W	1/0		0	0	0	0	0	0	0	0	-	0	0	0	0		
10/22	Den	W	1/0		0	0	0	0	0	0	0	0	-	0	0	0	0		
10/29	at NE	L	1/0		0	0	0	0	0	0	0	0	-	0	0	0	0		
11/12	at Jax	L (OT)	1/0		0	0	0	0	0	0	0	0	-	0	1	0	0		
11/19	Buf	W	1/0		3	3	0	0	0	0	0	0	-	0	1	0	0		
11/23	at Dal	W	1/0		0	0	0	0	0	0	0	0	-	0	0	0	0		
12/03	Cle	W	1/0		0	0	0	0	0	0	0	0	-	0	0	0	0		
12/10	Was	W	1/0		1	1	0	0	0	0	0	0	-	0	0	0	0		
12/16	at KC	L	1/0		0	0	0	0	0	0	0	0	-	0	0	0	0		
12/24	at NYJ	W	1/0		0	0	0	0	0	0	0	0	-	0	0	0	0		
12/31	Oak	W	1/0		0	0	0	0	0	0	0	0	-	0	0	0	0		
'17 TOTALS			9-7	15/0	4	4	0	0	0	0	0	0	-	0	2	0	0		

sive statistic of his career...Added two special teams tackles on punt coverage, pinning the Jaguars inside the 20 once...**vs. Buffalo (Nov. 19):** Posted three solo tackles and a pass defended, marking the first defensive tackles of his career...Contributed on a career-high 26 defensive snaps and 19 on special teams...**at Dallas (Nov. 23):** Played on 10 special teams snaps...**vs. Cleveland (Dec. 3):** Saw action on 12 special teams plays, registering a tackle on punt coverage...**vs. Washington (Dec. 10):** Posted a solo tackle while playing a snap on defense and 22 on special teams...Contributed with a downfield block during WR Travis Benjamin's 47-yard punt return in the fourth quarter...**at Kansas City (Dec. 16):** Registered a special teams tackle on kickoff coverage...Played 16 snaps on special teams...**at New York Jets (Dec. 24):** Appeared on 23 special teams plays, registering a special teams tackle on punt coverage for his 14th of the season...**vs. Oakland (Dec. 31):** Saw action on 16 special teams snaps, posting a special teams tackle on kickoff coverage.

MICHAEL DAVIS NFL STATISTICS																			
Year	Team	GP	GS	— Tackles —						— Interceptions —					— Fumbles —				
				Total	Solo	Asst	Sacks	Yds	TFL	No.	Yds	Lg	TD	PD	FF	FR	Yds	ST	Tackles
2017	Los Angeles Chargers	15	0	4	4	0	0.0	0	0	0	0	-	0	2	0	0	0		15



# 48 NICK DZUBNAR

**POSITION:** Inside Linebacker  
**HEIGHT:** 6-1  
**WEIGHT:** 240  
**BORN:** August 15, 1991  
**COLLEGE:** Cal Poly—San Luis Obispo  
**HOMETOWN:** Mission Viejo, Calif.  
**HIGH SCHOOL:** Mission Viejo (Calif.) High  
**EXPERIENCE:** 3rd Year (3rd Chargers)  
**ACQUIRED:** Free Agent — 2015  
**CAREER GP/GS:** 33/0  
**PLAYOFFS GP/GS:** 0/0



**2017:** Began the season on the team's practice squad before being signed to the active roster on Sept. 23 as the corresponding move to CB Jason Verrett being placed on injured reserve...Appeared in 13 games and was inactive for one, tallying a team-high 21 special teams tackles with 13 on kickoff coverage and eight on punt coverage...**vs. Kansas City (Sept. 24):** Made his season debut, appearing on five special teams plays, registering a special teams tackle on punt coverage...**vs. Philadelphia (Oct. 1):** Inactive (healthy scratch)...**at New York Giants (Oct. 8):** Appeared on 17 plays on special teams, registering two special teams tackles on kickoff coverage and one on punt coverage...**at Oakland (Oct. 15):** Saw action on 15 special teams plays, netting a special teams tackle on kickoff coverage and one on punt coverage...**vs. Denver (Oct. 22):** Played on 20 snaps on special teams, registering two special teams tackles on punt coverage, including one that forced Denver to start the ensuing drive inside the 20-yard line...**at New England (Oct. 29):** Appeared in the 25th game of his career, playing on 19 special teams snaps and registering a special teams tackle on punt coverage...**at Jacksonville (Nov. 12):** Saw action on 28 special teams plays...**vs. Buffalo (Nov. 19):** Registered a season-high five special teams tackles on kickoff coverage with one pinning the Bills inside their 20...Appeared on 20 plays on special teams...**at Dallas (Nov. 23):** Saw action on 12 plays on special teams, totaling a special teams tackle on kickoff coverage...**vs. Cleveland (Dec. 3):** Appeared on 13 spe-

## 2017, LOS ANGELES CHARGERS

Date	Opp.	Res.	Games		Tackles						Interceptions					Fumbles		
			P/S		Tot	So	As	Sk	Yd	TFL	No.	Yd	Lg	TD	PD	FF	FR	
09/11	at Den	L	0/0		— Practice Squad —													
09/17	Mia	L	0/0		— Practice Squad —													
09/24	KC	L	1/0		0	0	0	0	0	0	0	0	0	-	0	0	0	0
10/01	Phi	L	0/0		— Inactive —													
10/08	at NYG	W	1/0		0	0	0	0	0	0	0	0	0	-	0	0	0	0
10/15	at Oak	W	1/0		0	0	0	0	0	0	0	0	0	-	0	0	0	0
10/22	Den	W	1/0		0	0	0	0	0	0	0	0	0	-	0	0	0	0
10/29	at NE	L	1/0		0	0	0	0	0	0	0	0	0	-	0	0	0	0
11/12	at Jax	L (OT)	1/0		0	0	0	0	0	0	0	0	0	-	0	0	0	0
11/19	Buf	W	1/0		0	0	0	0	0	0	0	0	0	-	0	0	0	0
11/23	at Dal	W	1/0		0	0	0	0	0	0	0	0	0	-	0	0	0	0
12/03	Cle	W	1/0		0	0	0	0	0	0	0	0	0	-	0	0	0	0
12/10	Was	W	1/0		0	0	0	0	0	0	0	0	0	-	0	0	0	0
12/16	at KC	L	1/0		0	0	0	0	0	0	0	0	0	-	0	0	0	0
12/24	at NYJ	W	1/0		0	0	0	0	0	0	0	0	0	-	0	0	0	0
12/31	Oak	W	1/0		0	0	0	0	0	0	0	0	0	-	0	0	0	0
'17 TOTALS			9-7	13/0	0	0	0	0	0	0	0	0	0	—	0	0	0	0

cial teams snaps...Downed a punt by P Drew Kaser at the four-yard line in the fourth quarter on the team's first punt in over seven quarters...**vs. Washington (Dec. 10):** Appeared in the 30th game of his career, totaling three special teams tackles on kickoff coverage, including one that pinned the Redskins inside their 20...Added another special teams tackle on punt coverage...**at Kansas City (Dec. 16):** Registered 16 special teams snaps...**at New York Jets (Dec. 24):** Posted a special teams tackle on punt coverage for his 20th of the season...Played 24 special teams snaps...**vs. Oakland (Dec. 31):** Appeared on 14 special teams snaps, posting a special teams tackle on kickoff coverage.



## NICK DZUBNAR NFL STATISTICS



Year	Team	GP	GS	— Tackles —					Yds	TFL	— Interceptions —					— Fumbles —			
				Total	Solo	Asst	Sacks				No.	Yds	Lg	TD	PD	FF	FR	Yds	ST Tackles
2015	San Diego	16	0	2	0	2	0.0	0	0	0	0	0	—	0	0	0	0	0	13
2016	San Diego	4	0	6	3	3	0.0	0	0	0	0	0	—	0	0	0	0	0	0
2017	Los Angeles Chargers	13	0	0	0	0	0.0	0	0	0	0	0	—	0	0	0	0	0	21
<b>NFL Totals</b>		<b>33</b>	<b>0</b>	<b>8</b>	<b>3</b>	<b>5</b>	<b>0.0</b>	<b>0</b>	<b>0</b>	<b>0</b>	<b>0</b>	<b>0</b>	<b>-</b>	<b>0</b>	<b>0</b>	<b>0</b>	<b>0</b>	<b>0</b>	<b>34</b>



# 30 AUSTIN EKELER

**POSITION:** Running Back  
**HEIGHT:** 5-10  
**WEIGHT:** 200  
**BORN:** May 17, 1995  
**COLLEGE:** Western State (Colo.)  
**HOMETOWN:** Eaton, Colo.  
**HIGH SCHOOL:** Eaton (Colo.) High  
**EXPERIENCE:** Rookie  
**ACQUIRED:** Free Agent — 2017  
**CAREER GP/GS:** 16/0  
**PLAYOFFS GP/GS:** 0/0



**2017:** Appeared in all 16 games...Scored a 35-yard TD on the first carry of his career...Registered 47 carries for 260 yards (5.5 avg.) and two TDs...Posted 27 receptions for 279 yards (10.3 avg.) and three TDs...Registered two TD catches of 20-plus yards in the contest at Jacksonville, becoming the first running back to do so in a single game since Jamaal Charles (Dec. 15, 2013)...Returned five kickoffs for 85 yards (17.0 avg.)...Added 17 special teams tackles...**at Denver (Sept. 11):** Made his NFL debut in his home state of Colorado...Posted two receptions for 18 yards (9.0 avg.) while seeing action on three offensive plays and 17 on special teams...Registered a special teams tackle on punt coverage pinning Denver inside its own 20...**vs. Miami (Sept. 17):** Returned three kickoffs for 49 yards (16.3 avg.) with a long of 22 yards on 17 plays on special teams...Added a special teams tackle on punt coverage...**vs. Kansas City (Sept. 24):** Registered a six-yard reception...Saw action at running back on six offensive snaps and 19 on special teams...**vs. Philadelphia (Oct. 1):** Recorded a TD on the first carry of his career, a 35-yard score in the fourth quarter...Forced a missed tackle by OLB Mychal Kendricks on second down before running away from defenders for the score...Added two receptions for 23 yards (11.5 avg.)...Contributed with two special teams tackles on punt coverage that pinned the Eagles inside the 20...**at New York Giants (Oct. 8):** Participated on 13 offensive snaps and 16 on special teams...Posted a career-high four carries...Also registered career highs in receptions (three) and receiving yards (28) for a 9.3 avg. ...Contributed with a tackle pinning the Giants inside their own 20 on kickoff coverage...**at Oakland (Oct. 15):** Recorded a one-yard run and an eight-yard reception on seven offensive plays...Contributed on 11 special teams plays, totaling two special teams tackles on punt coverage...Converted a reception on third-and-eight to move the chains on the team's first scoring drive...Caught a pass from QB Philip Rivers in the right flat and juke past CB David Amerson to get enough yardage for the first down...**vs. Denver (Oct. 22):** Registered the first TD catch of his career, finishing the game with four catches for six yards (1.5 avg.) and the score...On the play, started in the shotgun formation to the right of QB Philip Rivers before motioning left out of the backfield to catch a swing-pass in the left flat from Rivers for the one-yard score...Posted 38 rushing yards on seven carries (5.4 avg.)...Added a special teams tackle on kickoff coverage that forced Denver to start inside the 20...Contributed on punt coverage by downing a punt by P Drew Kaser at the Denver one-yard line in the third quarter...Saw action on 18 plays on offense and 13 on special teams...**at New England (Oct. 29):** Saw action on 17 plays on offense and 14 on special teams...Posted two rushes for eight yards (4.0 avg.) and hauled in a 13-yard catch, bringing his career receiving yards over 100...Returned two kickoffs for 36 yards (18.0 avg.)...Added a special teams tackle on punt coverage...**at Jacksonville (Nov. 12):** Led the team in rushing and receiving yards, posting his first game with more than 100 yards from scrimmage (119)...

## 2017, LOS ANGELES CHARGERS

Date	Opp.	Res.	Games		Att	Rushing				No.	Receiving				Total Off.
			P/S			Yds	Avg.	Lg	TD		Yds	Avg.	Lg	TD	
09/11	at Den	L	1/0		0	0	-	-	0	2	18	9.0	11	0	18
09/17	Mia	L	1/0		0	0	-	-	0	0	0	-	-	0	0
09/24	KC	L	1/0		0	0	-	-	0	1	6	6.0	6	0	6
10/01	Phi	L	1/0		1	35	35.0	35t	1	2	23	11.5	12	0	58
10/08	at NYG	W	1/0		4	0	0.0	2	0	3	28	9.3	14	0	28
10/15	at Oak	W	1/0		1	1	1.0	1	0	1	8	8.0	8	0	9
10/22	Den	W	1/0		7	38	5.4	11	0	4	6	1.5	3	1	44
10/29	at NE	L	1/0		2	8	4.0	5	0	1	13	13.0	13	0	21
11/12	at Jax	L (OT)	1/0		10	42	4.2	11	0	5	77	15.4	28t	2	119
11/19	Buf	W	1/0		6	40	6.7	21t	1	2	18	9.0	11	0	58
11/23	at Dal	W	1/0		6	15	2.5	7	0	3	55	18.3	38	0	70
12/03	Cle	W	1/0		4	19	4.8	9	0	2	21	10.5	16	0	40
12/10	Was	W	1/0		4	49	12.3	33	0	0	0	-	-	0	49
12/16	at KC	L	1/0		2	13	6.5	13	0	1	6	6.0	6	0	19
12/24	at NYJ	W	1/0		0	0	-	-	0	0	0	-	-	0	0
12/31	Oak	W	1/0		0	0	-	-	0	0	0	-	-	0	0
<b>'17 TOTALS</b>			<b>9-7</b>	<b>16/0</b>	<b>47</b>	<b>260</b>	<b>5.5</b>	<b>35t</b>	<b>2</b>	<b>27</b>	<b>279</b>	<b>10.3</b>	<b>38</b>	<b>3</b>	<b>539</b>

Posted 42 rushing yards on 10 carries (4.2 avg.), both career highs... Set career highs with 77 receiving yards and two TDs on five catches (15.4 avg.), including a career-long 28-yard TD catch at the end of the first half...On the play, caught a pass in the right flat and ran away from LB Telvin Smith before breaking a tackle by CB Jalen Ramsey and running down the sideline for the score...Added a 22-yard score after catching another pass in the right flat before turning up the sideline and diving across the goal line for the TD...Became the first running back to post two TD catches of 20-plus yards in the same game since Jamaal Charles (Dec. 15, 2013)...Saw action on 23 offensive snaps and 17 on special teams...Led the team with three special teams tackles, all coming on punt coverage...**vs. Buffalo (Nov. 19):** Played on 32 offensive snaps and 14 on special teams...Rushed for 40 yards and a TD on six attempts (6.7 avg.)...In the fourth quarter, took a handoff up the middle from QB Kellen Clemens and ran away from Bills defenders for a 21-yard TD after receiving blocks from G/T Michael Schofield, G Kenny Wiggins, TE Cumberland and WR Tyrell Williams...Added two catches for 18 yards (9.0 avg.)...**at Dallas (Nov. 23):** Saw action on 27 snaps on offense and 11 on special teams...Rushed for 15 yards on six attempts (2.5 avg.) and posted three catches for 55 yards (18.3 avg.), including a career-long 38-yard catch in the third quarter...On third-and-two, was split wide left and put a double-move on LB Justin Durant to get open down the left sideline for the 38-yard completion from QB Philip Rivers...**vs. Cleveland (Dec. 3):** Appeared on 20 plays on offense and seven on special teams...Posted 19 rushing yards on four attempts (4.8 avg.) and 21 receiving yards on a pair of receptions (10.5 avg.)...**vs. Washington (Dec. 10):** Posted a career-high 49 rushing yards on four carries (12.3 avg.), seeing action on 18 plays on offense and 21 on special teams...Three of five special teams tackles came on kickoff coverage (one pinning the Redskins inside the 20) and two came on punt coverage (one pinned Washington inside their own 20)...On final play of the first half, took a handoff from QB Philip Rivers in the shotgun and ran through blocks from T Russell Okung, G Dan Feeney and TE Antonio Gates for a 33-yard gain, finishing just short of the end zone...**at Kansas City (Dec. 16):** Played 10 snaps on offense and six on special teams before leaving with a hand injury...Finished with a six-yard reception and 13 rushing yards on two attempts (6.5 avg.)...Ran for a

12-yard gain in the first quarter, taking an end-around handoff from QB Philip Rivers after a fake swing-pass to RB Melvin Gordon before driving up-field past a block from G Dan Feeney...**at New York Jets (Dec. 24):** Limited to four special teams plays due to a

hand injury suffered at Kansas City...**vs. Oakland (Dec. 31):** Still limited with a cast on his hand, appeared on six special teams snaps.



AUSTIN EKELER NFL STATISTICS



Year	Team	GP	GS	Att	— Rushing —				No.	— Receiving —				— Scrimmage —	
					Yds	Avg.	Lg	TD		Yds	Avg.	Lg	TD	Yards	
2017	Los Angeles Chargers . . . . .	16	0	47	260	5.5	35t	2	27	279	10.3	38	3	539	
Year	Team			No.	— Kickoff Returns —				No.	— Punt Returns —				— All-Purpose —	
					Yds	Avg.	Lg	TD		FC	Yds	Avg.	Lg	TD	Yards
2017	Los Angeles Chargers . . . . .			5	85	17.0	22	0	0	0	0	—	—	0	624



# 51 KYLE EMANUEL

**POSITION:** Outside Linebacker  
**HEIGHT:** 6-3  
**WEIGHT:** 250  
**BORN:** August 16, 1991  
**COLLEGE:** North Dakota State  
**HOMETOWN:** Schuyler, Neb.  
**HIGH SCHOOL:** Schuyler (Neb.) Central High  
**EXPERIENCE:** 3rd Year (3rd Chargers)  
**ACQUIRED:** Draft 5 — 2015  
**CAREER GP/GS:** 47/25  
**PLAYOFFS GP/GS:** 0/0



**2017:** Started 11 of 16 games played...Totaled 37 tackles (15 solo), 1.5 sacks, an INT and three passes defended...Part of a defensive unit that ranked tied for fifth in the NFL with 43 sacks...Contributed on 153 special teams plays, registering three special teams tackles on punt coverage...**at Denver (Sept. 11):** Started at OLB, playing 30 snaps on defense...Made five tackles (three solo)...**vs. Miami (Sept. 17):** Appeared on 12 defensive snaps...Registered three tackles (one solo) and a pass defended...Broke up a pass early in the third quarter from QB Jay Cutler intended for WR DeVante Parker...**vs. Kansas City (Sept. 24):** Played 20 defensive snaps, posting a solo tackle...Added a special teams tackle on punt coverage that pinned the Chiefs inside their own 20...**vs. Philadelphia (Oct. 1):** Started the 16th game of his career at OLB, his second of the season...Posted three assisted tackles on 17 defensive snaps...**at New York Giants (Oct. 8):** Started at OLB, registering three tackles (one solo)...Saw action on 21 defensive snaps...**at Oakland (Oct. 15):** Appeared on 17 plays on defense and 12 on special teams, posting three assisted tackles...**vs. Denver (Oct. 22):** Started at OLB, appearing on 17 defensive snaps...Totaled four tackles (three solo), including the 100th of his career, and a pass defended...Added a special teams tackle on punt coverage...Late in the third quarter, broke up a pass from QB Trevor Siemian intended for TE Virgil Green deep along the right sideline...**at New England (Oct. 29):** Posted two tackles (one solo) on defense, seeing action on 28 defensive snaps and 16 on special teams...**at Jacksonville (Nov. 12):** Saw action on 40 defensive snaps in the 40th game of his career, starting at OLB...Registered a sack, bringing his career total to 2.5...On the play, put a swim-move on FB Tommy Bohanon to reach QB Blake Bortles for a four-yard sack...**vs. Buffalo (Nov. 19):** Assisted on a tackle and posted a special teams tackle after opening the game at OLB...Provided a block for ILB Korey Toomer on his 59-yard pick-six in the first quarter...Appeared

## 2017, LOS ANGELES CHARGERS

Date	Opp.	Res.	Games P/S	Tot		Tackles		Yd	TFL	Interceptions					Fumbles	
										No.	Yd	Lg	TD	PD	FF	FR
09/11	at Den	L	1/1	5	3	2	0	0	0	0	0	-	0	0	0	0
09/17	Mia	L	1/0	3	1	2	0	0	0	0	0	-	0	1	0	0
09/24	KC	L	1/0	1	1	0	0	0	0	0	0	-	0	0	0	0
10/01	Phi	L	1/1	3	0	3	0	0	0	0	0	-	0	0	0	0
10/08	at NYG	W	1/1	3	1	2	0	0	0	0	0	-	0	0	0	0
10/15	at Oak	W	1/0	3	0	3	0	0	0	0	0	-	0	0	0	0
10/22	Den	W	1/1	4	3	1	0	0	0	0	0	-	0	1	0	0
10/29	at NE	L	1/0	2	1	1	0	0	0	0	0	-	0	0	0	0
11/12	at Jax	L (OT)	1/1	1	1	0	1.0	4	1	0	0	-	0	0	0	0
11/19	Buf	W	1/1	0	0	0	0	0	0	0	0	-	0	0	0	0
11/23	at Dal	W	1/1	2	0	2	0	0	0	0	0	-	0	0	0	0
12/03	Cle	W	1/1	2	1	1	0	0	0	0	0	-	0	0	0	0
12/10	Was	W	1/0	2	1	1	0	0	0	1	23	23	0	1	0	0
12/16	at KC	L	1/1	2	0	2	0	0	0	0	0	-	0	0	0	0
12/24	at NYJ	W	1/1	1	0	1	0.5	4	0.5	0	0	-	0	0	0	0
12/31	Oak	W	1/1	3	2	1	0	0	0	0	0	-	0	0	0	0
'17 TOTALS				9-7	16/11	37	15	22	1.5	8	1.5	1	23	23	0	3

on 20 plays on defense...**at Dallas (Nov. 23):** Started at OLB and played 14 defensive snaps, finishing with two assisted tackles...**vs. Cleveland (Dec. 3):** Posted two tackles (one solo) on 11 defensive snaps after opening the game at OLB...**vs. Washington (Dec. 10):** Registered the second INT of his career, corralling a pass tipped by CB Trevor Williams and returning it 23 yards...Played seven snaps on defense and eight on special teams, finishing with two tackles (one solo), the INT and a pass defended...**at Kansas City (Dec. 16):** Appeared in the 45th game of his career and started at OLB, seeing action on five defensive snaps and 13 on special teams...Assisted on two tackles...**at New York Jets (Dec. 24):** Registered a half-sack of QB Bryce Petty with S Jahleel Addae for a four-yard loss...Powered through blocks by T Brent Qvale and RB Matt Forte to bring down QB Bryce Petty with Addae...Played 26 snaps on defense and 11 on special teams after starting at OLB...**vs. Oakland (Dec. 31):** Saw action on 18 defensive plays and four on special teams after opening the game at OLB...Finished with three tackles (two solo).



## KYLE EMANUEL NFL STATISTICS



Year	Team	GP	GS	— Tackles —					Yds	TFL	— Interceptions —					— Fumbles —			ST Tackles
				Total	Solo	Asst	Sacks				No.	Yds	Lg	TD	PD	FF	FR	Yds	
2015	San Diego	15	3	30	15	15	1.0	13	3	1	0	0	0	1	0	0	0	0	8
2016	San Diego	16	11	49	30	19	0.5	2	7	0	0	—	0	2	1	1	0	0	3
2017	Los Angeles Chargers	16	11	37	15	22	1.5	8	1.5	1	23	23	0	3	0	0	0	0	3
NFL Totals		47	25	116	60	56	3.0	23	11.5	2	23	23	0	6	1	1	0	0	14



# 66 DAN FEENEY

**POSITION:** Guard  
**HEIGHT:** 6-4  
**WEIGHT:** 310  
**BORN:** May 29, 1994  
**COLLEGE:** Indiana  
**HOMETOWN:** Orland Park, Ill.  
**HIGH SCHOOL:** Sandburg High  
**EXPERIENCE:** Rookie  
**ACQUIRED:** Draft 3 — 2017  
**CAREER GP/GS:** 15/9  
**PLAYOFFS GP/GS:** 0/0



**2017:** Named All-Rookie by the *Professional Football Writers of America*...Dressed for all 16 contests, appearing in 15 and making nine starts...Took over as the starting LG after C/G Matt Slauson suffered a season-ending biceps injury...Blocked for QB Philip Rivers to reach 342 career passing TDs, tying Hall of Fame QB Fran Tarkenton for sixth in NFL history...Provided time for Rivers to reach 50,000 career regular-season passing yards, finishing the season ranked ninth on the all-time passing yards list with 50,348...Allowed protection for Rivers to finish the year with 4,171 completions, good for seventh on the all-time completions list...Member of an offensive line that allowed the fewest sacks in the NFL (18)...**Awards:** *Professional Football Writers of America* All-Rookie...Pro Football Journal First-Team All-Rookie...NFL.com's Gil Brandt All-Rookie...**at Denver (Sept. 11):** Made his NFL debut, appearing on nine special teams plays...**vs. Miami (Sept. 17):** Played 11 snaps on special teams...**vs. Kansas City (Sept. 24):** Dressed, but did not see any action...**vs. Philadelphia (Oct. 1):** Appeared on a special teams play and saw the first action on offense of his career...Replaced G Matt Slauson after a triceps injury, appearing on four plays...Provided QB Philip Rivers protection to find TE Hunter Henry on a four-yard TD to bring Los Angeles within two points...**at New York Giants (Oct. 8):** Appeared on nine offensive snaps...**at Oakland (Oct. 15):** Appeared on 11 offensive plays...On a screen pass to RB Melvin Gordon, provided the final down-field block inside the five-yard line for Gordon to score...**vs. Denver (Oct. 22):** Replaced G Matt Slauson after a season-ending biceps injury, seeing action on 26 offensive snaps and one on special teams...Provided a key kick-out block on OLB Shaquil Barrett to spring RB Austin Ekeler for an 11-yard run...**at New England (Oct. 29):** Started at LG for the first start of his career, playing all 58 snaps on offense and two on special teams...Helped pave the way for RB Melvin Gordon to rush for a season-high 132 yards and an 87-yard TD on 14 carries (9.4 avg.)...**at Jacksonville (Nov. 12):** Started at LG and saw action on all 69 plays on offense and three on special teams...Provided time for QB Philip Rivers to throw for 235 yards and two TDs with an INT on 21-of-37 (56.8 pct.) passing to move past Hall of Fame QB Warren Moon (3,988) for eighth, at the time, on the all-time completions list...**vs. Buffalo (Nov. 19):** Started at LG, joining G/T Michael Schofield and G Kenny Wiggins as the only Chargers to play all 74 offensive snaps...Provided protection for QB Philip Rivers and QB Kellen Clemens to throw for a combined 284 passing yards and two TDs for a 108.4 passer rating, including Rivers completing 20-of-32 passes (62.5 pct.) for 251 yards and two TDs (107.7 passer rating) through three quarters...It marked the fifth game of the season for Rivers with a passer rating above 100 and the fourth above 105...Blocked for RB Melvin Gordon and RB Austin Ekeler to combine for 120 rushing yards and two TDs on 26 carries (4.6 avg.)...**at Dallas (Nov. 23):** Started at LG and played all 68 snaps on offense and six on special teams...Part of a line that allowed QB Philip Rivers to throw for 434 yards and three TDs on 27-of-33 passing (81.8 pct.) for a 149.1 passer rating...It marked the ninth 400-yard game, 54th 300-yard game and 51st three-TD

game of Rivers' career...The 149.1 passer rating ranked third in his career...On the first TD pass, provided Rivers time to move through his progressions to find TE Hunter Henry in the middle of the end zone matched up with S Byron Jones for a three-yard score...**vs. Cleveland (Dec. 3):** Played all 70 snaps on offense and seven on special teams after opening the contest at LG...Blocked for QB Philip Rivers to complete 31 passes on 43 attempts (72.1 pct.) for 344 yards and a TD (103.2 passer rating), marking the 55th 300-yard game of Rivers' career...Protected Rivers to reach 3,000 yards on the year for the 12th consecutive season, which also brought his career total past 49,000...The victory gave Rivers 103 for his career, good for sole possession of 13th in league history, breaking a tie with Hall of Fame QB Warren Moon...Provided blocking for RB Melvin Gordon to rush for 77 yards on 19 carries (4.1), including a sealing block of LB James Burgess Jr., on Gordon's 29-yard run in the third quarter...**vs. Washington (Dec. 10):** Started at LG and played all 72 snaps on offense and six on special teams...Provided protection for QB Philip Rivers to post the 104th victory of his career and pass Hall of Fame QB Warren Moon (49,324) for ninth in all-time passing yards...Blocked for Rivers to post 319 passing yards and two TDs on 18-of-31 passing (58.1 pct.) for a 114.9 passer rating, marking the 56th career game of 300-plus passing yards...Provided key blocks on RB Austin Ekeler's 33-yard run to close the first half and RB Melvin Gordon's one-yard TD run in the third quarter...**at Kansas City (Dec. 16):** Played all 64 snaps on offense and two on special teams after opening the game at LG...Blocked for RB Melvin Gordon to post 78 rushing yards and a TD on 19 attempts (4.1 avg.) and six catches for 91 yards (15.2 avg.)...Gordon's 169 yards from scrimmage were a season high and rank second in the running back's career...Chipped a key down-field block on an end-around run by RB Austin Ekeler in the second quarter for a 12-yard gain...**at New York Jets (Dec. 24):** Started at LG, playing all 73 snaps on offense and three on special teams...Provided time for QB Philip Rivers to pass Hall of Fame QB John Elway (4,123) for eighth on the all-time completions list, finishing 22-of-40 passing (55.0 pct.) for 290 yards and a TD (86.5 passer rating)...It marked Rivers' ninth 4,000-yard season of his career, becoming the fourth player in NFL history to achieve 4,000 yards in nine-plus seasons (Peyton Manning with 14, Drew Brees with 12 and Tom Brady with nine)...Blocked for RB Melvin Gordon to post 81 rushing yards and a TD on 19 carries (4.3 avg.) and haul in three catches for 47 yards (15.7 avg.), allowing Gordon to surpass 1,000 rushing yards for the first season of his career...Pulled to the left and provided a cut-block on CB Morris Claiborne for Gordon to take a pitch for 18 yards in the third quarter...**vs. Oakland (Dec. 31):** Started at LG, appearing on all 70 offensive snaps and six on special teams...Protected QB Philip Rivers to throw for 387 yards and three TDs on 28-of-37 passing (75.7 pct.) for a 135.8 passer rating...It marked Rivers' 57th 300-yard game and his 52nd three-TD game...Rivers' three TD passes brought his career total to 342, tying Hall of Fame QB Fran Tarkenton for sixth in NFL history...Provided time for Rivers to eclipse 50,000 career regular-season passing yards, making

him the ninth player in league annals to do so...Blocked for RB  
Melvin Gordon to register 93 rushing yards on 17 attempts  
(5.5 avg.) and six catches for 31 receiving yards (5.2 avg.)...The

rushing yardage pushed Gordon into seventh in Chargers history...Early  
in the third quarter, pulled to the to block DT Eddie Vanderdoes at the  
line, allowing Gordon to post a 16-yard gain.

DAN FEENEY NFL GAMES			
Year	Team	GP	GS
2017	Los Angeles Chargers . . . . .	15	9



# 85 ANTONIO GATES

**POSITION:** Tight End  
**HEIGHT:** 6-4  
**WEIGHT:** 255  
**BORN:** June 18, 1980  
**COLLEGE:** Kent State  
**HOMETOWN:** Detroit, Mich.  
**HIGH SCHOOL:** Central High  
**EXPERIENCE:** 15th Year (15th Chargers)  
**ACQUIRED:** Free Agent — 2003  
**CAREER GP/GS:** 220/188  
**PLAYOFFS GP/GS:** 10/9



**2017:** Played in all 16 games with three starts...Posted 30 receptions for 316 yards (10.5 avg.) and three TDs...Opened his 15th season tied with Hall of Fame TE Tony Gonzalez for the most receiving TDs by a tight end in NFL history with 111 before hauling in a pass from QB Philip Rivers in the home opener to take sole possession of first place...It marked 85 TD receptions from Rivers, the most by a quarterback-tight end duo in NFL history and tied Hall of Famers Steve Young and Jerry Rice for No. 2 among any quarterback and receiver combination in league annals...Broke the tie with Young and Rice with his 86th TD catch from Rivers in the second matchup against Kansas City to take sole possession of No. 2 for any quarterback-receiver combination in league history, trailing only Peyton Manning and Marvin Harrison (112 TDs)...Caught TD No. 87 from Rivers and the 114th of his career at the Jets on Christmas Eve...His 114 career TD receptions ranks No. 6 in NFL history...Became 22nd player in NFL history with 900-plus receptions, ranking 20th on the all-time receptions list with 927...Brought his career total to 11,508 receiving yards to stand at No. 30 in league annals...**at Denver (Sept. 11):** Made the 185th start of his career at TE and saw time on 39 offensive plays...Hauled in a pair of passes for 17 yards (8.5 avg.)...**vs. Miami (Sept. 17):** Played on 32 snaps on offense at tight end, posting two catches for 11 yards (5.5 avg.) and a TD...The score marked his 112th TD reception of his career, breaking a tie with Hall of Fame TE Tony Gonzalez for the most receiving TDs by a tight end in NFL history...Ran a seam-route and settled in the end zone between two defenders before jumping over S Nate Allen to high-point the football for the score...It marked his 85th TD catch from QB Philip Rivers, which ranked as the most all-time by a quarterback-tight end combination and tied with Hall of Famers Steve Young and Jerry Rice for No. 2 between any quarterback and receiver combination...The 112 TDs ranked No. 6 in career TD receptions among all players in league annals...The first reception marked the 900th of his career, becoming just the 22nd player in NFL history with 900-plus receptions...**vs. Kansas City (Sept. 24):** Appeared on 40 offensive plays, catching two passes for 30 yards (15.0 avg.), moving into a tie with Wes Welker for No. 21 for all-time receptions with 903...vs. Philadelphia (Oct. 1): Posted 18 yards on three receptions (6.0 avg.), moving his career total receptions to 906 to pass Wes Welker for 21st all-time...**at New York Giants (Oct. 8):** Hauled in two catches for 23 yards (11.5 avg.), appearing on 41 offensive snaps...**at Oakland (Oct. 15):** Appeared in the 210th game of his career...Registered a 16-yard catch...Saw action on 37 offensive plays...**vs. Denver (Oct. 22):** Hauled in a four-yard catch for No. 910 in his career...Played on 18 offensive snaps...**at New England (Oct. 29):** Appeared on 25 plays on offense, posting two catches for 25 yards (12.5 avg.)...**at Jacksonville (Nov. 12):** Started at TE and played 26 snaps on offense...Registered a three-yard reception...**vs. Buffalo (Nov. 19):** Saw action on 15 offensive plays...Provided a key block on S Micah Hyde to

## 2017, LOS ANGELES CHARGERS

Date	Opp.	Res.	Games		No.	Receiving				TD	Att	Rushing				Total Off.
			P/S			Yds	Avg.	Lg				Yds	Avg.	Lg		
09/11	at Den	L	1/1		2	17	8.5	11	0	0	0	0	-	-	0	17
09/17	Mia	L	1/0		2	11	5.5	7	1	0	0	0	-	-	0	11
09/24	KC	L	1/0		2	30	15.0	16	0	0	0	0	-	-	0	30
10/01	Phi	L	1/0		3	18	6.0	9	0	0	0	0	-	-	0	18
10/08	at NYG	W	1/0		2	23	11.5	12	0	0	0	0	-	-	0	23
10/15	at Oak	W	1/0		1	16	16.0	16	0	0	0	0	-	-	0	16
10/22	Den	W	1/0		1	4	4.0	4	0	0	0	0	-	-	0	4
10/29	at NE	L	1/0		2	25	12.5	16	0	0	0	0	-	-	0	25
11/12	at Jax	L (OT)	1/1		1	3	3.0	3	0	0	0	0	-	-	0	3
11/19	Buf	W	1/0		0	0	-	-	0	0	0	0	-	-	0	0
11/23	at Dal	W	1/0		0	0	-	-	0	0	0	0	-	-	0	0
12/03	Cle	W	1/0		3	32	10.7	12	0	0	0	0	-	-	0	32
12/10	Was	W	1/1		0	0	-	-	0	0	0	0	-	-	0	0
12/16	at KC	L	1/0		1	10	10.0	10	1	0	0	0	-	-	0	10
12/24	at NYJ	W	1/0		6	81	13.5	27	1	0	0	0	-	-	0	81
12/31	Oak	W	1/1		4	46	11.5	20	0	0	0	0	-	-	0	46
<b>'17 TOTALS</b>		<b>9-7</b>	<b>16/4</b>		<b>30</b>	<b>316</b>	<b>10.5</b>	<b>27</b>	<b>3</b>	<b>0</b>	<b>0</b>	<b>0</b>	<b>-</b>	<b>-</b>	<b>0</b>	<b>316</b>

spring RB Melvin Gordon free for a 10-yard TD in the second quarter...**at Dallas (Nov. 23):** Participated on 18 offensive snaps...**vs. Cleveland (Dec. 3):** Posted 32 yards on three receptions (10.7 avg.), playing on 27 snaps on offense...Found a spot in zone coverage on third-and-10 in the first quarter to bring in a 12-yard catch between LB James Burgess Jr., LB Christian Kirksey and LB Joe Schobert...Provided a downfield block for WR Travis Benjamin on a 39-yard gain in the second quarter...**vs. Washington (Dec. 10):** Started at TE, appearing on 19 plays on offense...Provided down-field block on S Deshaun Everett to spring RB Austin Ekeler free for a 33-yard gain to close the first half...**at Kansas City (Dec. 16):** Played 22 snaps on offense, posting a 10-yard TD catch in the third quarter...It marked the 113th TD catch of his career and the 86th to come from QB Philip Rivers, passing Hall of Famers Steve Young and Jerry Rice for second among TDs between a quarterback-receiver combo to trail only Peyton Manning and Marvin Harrison (112)...On the play, ran a slot-cross from the right side of the formation, getting separation from LB Derrick Johnson for the 10-yard score in the back, left corner of the end zone...Passed Keenan McCardell (11,373) for 32nd on the all-time receiving yards list...**at New York Jets (Dec. 24):** Posted season highs in catches and receiving yards, registering a TD and 81 yards on six receptions (13.5 avg.)...The TD marked No. 114 for his career and his 87th from QB Philip Rivers...Passed Torry Holt (920) on the all-time receptions list, bringing his total to 923...Increased his career receiving yards to 11,462, passing Rod Smith (11,389) and Mushin Muhammad (11,438) for 30th on the all-time receiving yards list...In the second quarter, ran right-to-left along the line of scrimmage on a play-action pass before catching the ball in the left flat and turning up the sideline for a 27-yard gain...Later on that drive, caught a three-yard TD on a seam-route from the right slot by getting inside position on S Jamal Adams...Played 56 snaps on offense...**vs. Oakland (Dec. 31):** Started at TE and appeared on 49 plays on offense...Finished with four catches for 46 yards (11.5 avg.)...Made a key catch along the left sideline late in the second quarter, getting both feet in-bounds at the six-yard line for a 20-yard catch to help set up a TD pass to WR Keenan Allen one play later...Provided a sealing block to spring RB Melvin Gordon free for 17 yards in the third quarter.



## ANTONIO GATES NFL STATISTICS



— Receiving —																— Rushing —				— Scrimmage —	
Year	Team	GP	GS	No.	Yds	Avg.	Lg	TD	Att	Yds	Avg.	Lg	TD	Yards							
2003	San Diego	15	11	24	389	16.2	48	2	0	0	—	—	0	389							
2004	San Diego	15	15	81	964	11.9	72t	13	0	0	—	—	0	964							
2005	San Diego	15	15	89	1,101	12.4	38	10	0	0	—	—	0	1,101							
2006	San Diego	16	16	71	924	13.0	57t	9	0	0	—	—	0	924							
2007	San Diego	16	16	75	984	13.1	49t	9	0	0	—	—	0	984							
2008	San Diego	16	16	60	704	11.7	34	8	0	0	—	—	0	704							
2009	San Diego	16	16	79	1,157	14.6	56	8	0	0	—	—	0	1,157							
2010	San Diego	10	10	50	782	15.6	48t	10	0	0	—	—	0	782							
2011	San Diego	13	13	64	778	12.2	38t	7	0	0	—	—	0	778							
2012	San Diego	15	15	49	538	11.0	34t	7	0	0	—	—	0	538							
2013	San Diego	16	15	77	872	11.3	56t	4	0	0	—	—	0	872							
2014	San Diego	16	13	69	821	11.9	34	12	0	0	—	—	0	821							
2015	San Diego	11	4	56	630	11.3	40	5	0	0	—	—	0	630							
2016	San Diego	14	9	53	548	10.3	27	7	0	0	—	—	0	548							
2017	Los Angeles Chargers	16	4	30	316	10.5	27	3	0	0	—	—	0	316							
NFL Totals		220	188	927	11,508	12.4	72t	114	0	0	—	—	0	11,508							
PLAYOFFS																					
Year	Team	GP	GS	No.	Yds	Avg.	Lg	TD	Att	Yds	Avg.	Lg	TD	Yards							
2004	San Diego	1	1	6	89	14.8	44	1	0	0	—	—	0	89							
2006	San Diego	1	1	6	61	10.2	19	0	0	0	—	—	0	61							
2007	San Diego	3	2	6	60	10.0	23	0	0	0	—	—	0	60							
2008	San Diego	2	2	13	146	11.2	30	0	0	0	—	—	0	146							
2009	San Diego	1	1	8	93	11.6	23	0	0	0	—	—	0	93							
2013	San Diego	2	2	3	15	5.0	5	0	0	0	—	—	0	15							
NFL Totals		10	9	42	464	11.0	44	1	0	0	—	—	0	464							



# 28 MELVIN GORDON

**POSITION:** Running Back  
**HEIGHT:** 6-1  
**WEIGHT:** 215  
**BORN:** April 13, 1993  
**COLLEGE:** Wisconsin  
**HOMETOWN:** Kenosha, Wis.  
**HIGH SCHOOL:** Bradford High  
**EXPERIENCE:** 3rd Year (3rd Chargers)  
**ACQUIRED:** Draft 1 — 2015  
**CAREER GP/GS:** 43/40  
**PLAYOFFS GP/GS:** 0/0



**2017:** Named AFC Offensive Player of the Week for his efforts in a Week 5 win against the Giants: 163 yards from scrimmage (105 rushing), a team-high six receptions and two TD catches... Started all 16 contests, posting 284 carries for a career-high 1,105 yards (3.9 avg.) and eight TDs, including a career-long 87-yard score against the Patriots that tied Paul Lowe for the longest run in Chargers history...It marked his first 1,000-yard season and the 20th in team history...Set career highs with 58 catches for 476 yards (8.2 avg.) and four TD catches...Opened the season with a TD in three consecutive games...For the second straight season, posted 1,200-plus scrimmage yards and 10-plus total TDs to become the third player in team history to eclipse that mark in consecutive seasons, joining Hall of Fame WR Lance Alworth (1963-66) and Hall of Fame RB LaDainian Tomlinson (2001-08)...Became the 13th player in team annals to surpass the 2,000-yard career rushing mark, finishing the season with 2,743 for No. 8 in franchise history...Topped 3,000 yards from scrimmage for his career, becoming the 14th running back in franchise history to reach that threshold...Reached 18 career rushing TDs, moving into sole possession of ninth in team annals...Ranks No. 7 in franchise history with 722 career rushes...Moved into 11th in career receiving yards among running backs in team history, bringing his career total to 1,087 as the 14th running back in Chargers history with 1,000 receiving yards...With 132 career receptions, ranks ninth in team annals among running backs...Posted two 100-yard rushing performances...His four receiving TDs set a career high for a single season...Finished the year ranked seventh in the NFL in rushing yards (1,105) and tied for fourth in total TDs (12)...Had the fourth-most offensive touches in the NFL (342)...**Awards:** AFC Offensive Player of the Week (Week 5)...**at Denver (Sept. 11):** Started at RB and played 45 snaps on offense...Posted 54 rushing yards on 18 carries (3.0 avg.)...Added 25 receiving yards and a TD on five catches (5.0 avg.), the third receiving TD of his career...Ran an angle-route out of the backfield to beat the coverage of LB Todd Davis to haul in the pass from QB Philip Rivers, and then leapt over S Justin Simmons at the three-yard line to reach the end zone...Surpassed 700 career receiving yards...**vs. Miami (Sept. 17):** Opened the game at RB, totaling 13 rushing yards and a TD on nine carries (1.4 avg.)...Posted seven catches for 65 yards (9.3 avg.) while playing on 48 offensive snaps...**vs. Kansas City (Sept. 24):** Played 33 offensive snaps after starting at RB...Ran for a then-season-high 79 yards and a TD on 17 attempts (4.6 avg.)...It marked the 30th game played of his career...**vs. Philadelphia (Oct. 1):** Opened the game at RB and appeared on 42 offensive plays, registering a seven-yard reception and 22 rushing yards on 10 carries (2.2 avg.)...Surpassed 1,800 career rushing yards on a 12-yard run in the first quarter...**at New York Giants (Oct. 8):** Named AFC Offensive Player of the Week for his efforts...Hauled in two TD passes from QB Philip Rivers in the right flat inside the red zone, including the game-winning score with just under three minutes remaining...Totaled six catches for 58 yards (9.7 avg.)

## 2017, LOS ANGELES CHARGERS

Date	Opp.	Res.	Games		Att	Rushing				No.	Receiving				Total Off.
			Res.	P/S		Yds	Avg.	Lg	TD		Yds	Avg.	Lg	TD	
09/11	at Den	L	1/1		18	54	3.0	21	0	5	25	5.0	11t	1	79
09/17	Mia	L	1/1		9	13	1.4	11	1	7	65	9.3	16	0	78
09/24	KC	L	1/1		17	79	4.6	14	1	0	0	-	-	0	79
10/01	Phi	L	1/1		10	22	2.2	12	0	1	7	7.0	7	0	29
10/08	at NYG	W	1/1		20	105	5.3	16	0	6	58	9.7	22	2	163
10/15	at Oak	W	1/1		25	83	3.3	18	1	9	67	7.4	14	1	150
10/22	Den	W	1/1		18	38	2.1	21	0	1	6	6.0	6	0	44
10/29	at NE	L	1/1		14	132	9.4	87t	1	1	7	7.0	7	0	139
11/12	at Jax	L (OT)	1/1		16	27	1.7	5	0	5	15	3.0	9	0	42
11/19	Buf	W	1/1		20	80	4.0	20	1	0	0	-	-	0	80
11/23	at Dal	W	1/1		21	65	3.1	11	0	3	23	7.7	16	0	88
12/03	Cle	W	1/1		19	77	4.1	29	0	4	29	7.3	14	0	106
12/10	Was	W	1/1		22	78	3.5	10	1	1	5	5.0	5	0	83
12/16	at KC	L	1/1		19	78	4.1	15	1	6	91	15.2	49	0	169
12/24	at NYJ	W	1/1		19	81	4.3	19	1	3	47	15.7	39	0	128
12/31	Oak	W	1/1		17	93	5.5	17	0	6	31	5.2	14	0	124
<b>17 TOTALS</b>		<b>9-7</b>	<b>16/16</b>		<b>284</b>	<b>1,105</b>	<b>3.9</b>	<b>87t</b>	<b>8</b>	<b>58</b>	<b>476</b>	<b>8.2</b>	<b>49</b>	<b>4</b>	<b>1,581</b>

and the two TDs...Exploded for 105 rushing yards on 20 carries (5.3 avg.) in his first 100-yard performance of the season...The 163 yards from scrimmage ranked No. 2 in his career at the time...Appeared on 65 offensive plays...**at Oakland (Oct. 15):** Registered the second game in as many weeks with 150-plus yards from scrimmage...Ran the ball 25 times for 83 yards (3.3 avg.) and a TD...Posted a career-high nine receptions for 67 yards (7.4 avg.) and a TD...Set the tone early with a 13-yard run on the first play from scrimmage...With less than two minutes left in the second quarter, leapt over the line on a fourth-and-goal from the one-yard line to score his third rushing TD of the season...Registered the 100th catch of his career on his eighth reception of the day, an eight-yard conversion on third down in the red zone... Moments later, caught a screen pass from QB Philip Rivers and took it six yards for the score, marking his fourth TD catch of the season and sixth of his career...Made the 30th start at RB of his career and played 58 snaps on offense...**vs. Denver (Oct. 22):** Started at RB, seeing action on 40 plays on offense...Posted a six-yard reception and 38 rushing yards on 18 carries (2.1 avg.)...Passed Rod Bernstine (2,007) for the No. 12 in career rushing yards in franchise history...Became the 13th Charger to run for 2,000 career yards...In the fourth quarter, lined up next to QB Philip Rivers in shotgun for a draw handoff, patiently waiting for a hole to open before taking the ball 21 yards...The carry marked No. 549 for his career, passing Gary Anderson for 11th in team annals...**at New England (Oct. 29):** Registered his second 100-yard rushing performance of the season, totaling 132 yards and a TD on 14 attempts (9.4 avg.)...Added a seven-yard reception...Became the 14th player in team annals to eclipse 3,000 career yards from scrimmage, passing Rod Bernstein (2,895) and Rickey Young (2,952)...Registered a career-long run on an 87-yard TD in the first quarter, which tied the longest run in Chargers history (Paul Lowe)...Lined up to the left of Rivers in shotgun, ran off-tackle to the right of the line and received key blocks from G/T Kenny Wiggins, G/T Michael Schofield, WR Tyrell Williams, WR Mike Williams and TE Hunter Henry...It marked the 14th rushing TD of his career, moving into a tie for 17th in franchise history with Buford McGee...**at Jacksonville (Nov. 12):** Started at RB, seeing action on 47 plays on offense...Finished with 27 rushing yards on 16 attempts (1.7 avg.) and 15 receiving yards on five receptions (3.0

avg.)...Surpassed Keith Lincoln (573) and Mike Garrett (572) in career rushes to rank No. 8 in franchise history...**vs. Buffalo (Nov. 19):** Totaled 80 rushing yards and a TD on 20 carries (4.0 avg.), bringing his career rushing yards to 2,271 to pass Mike Garrett (2,235) and Gary Anderson (2,250) for 10th in team annals...The score was his 15th rushing TD of his career, moving into a tie with John Hadl, Jack Kemp and Keith Lincoln for 14th in team annals...In the second quarter, took a handoff up the middle and cut right behind a block from G/T Michael Schofield to get to the second level where T Russell Okung provided a pancake block for the 20-yard run...Later on in the quarter, took a handoff around the right end of the line for a 10-yard TD, getting a down-field block from TE Antonio Gates...Started at RB, playing on 37 offensive snaps...**at Dallas (Nov. 23):** Started at RB, playing 42 snaps on offense...Finished with 65 rushing yards on 21 carries (3.1 avg.) and 23 receiving yards on three receptions (7.7 avg.)...Brought his career total to 112 receptions, passing Mike Tolbert and Paul Lowe for 12th in team history among running backs...**vs. Cleveland (Dec. 3):** Played 53 offensive snaps after starting at RB, finishing with 77 rushing yards on 19 carries (4.1 avg.) and four receptions for 29 yards (7.3 avg.)...Passed Rod Bernstine (888) and Gene Foster (905) for the 14th in career receiving yards among running backs in team history, bringing his career total to 913...Posted the his longest run of the day in the third quarter, taking the shotgun handoff from QB Philip Rivers to the right behind a pulling C Spencer Pulley, who blocked two Browns (LB Christian Kirksey and LB Joe Schobert) to open a hole, before keeping his legs churning to get inside the Cleveland 15-yard line for a 29-yard gain...**vs. Washington (Dec. 10):** Started at RB, playing 47 snaps on offense...Finished with 78 rushing yards and a TD on 22 attempts (3.5 avg.) and a five-yard reception...The TD marked the 16th of his career and tied Don Woods for 13th in team history...Took a handoff from QB Philip Rivers in the third quarter before pitching it back to the quarterback for a 51-yard flea flicker to WR Keenan Allen...On the next play, ran up the middle for a one-yard score...**at Kansas City (Dec. 16):** Started at RB and totaled 78 rushing yards and a TD on 19 attempts (4.1 avg.), while adding a career-high 91 receiving yards on six catches (15.2 avg.)...Registered a season-high 169 yards from scrimmage, ranking No. 2 in his career, trailing only a 261-yard performance vs. Tennessee (Nov. 6, 2016)...Posted a career-long 49-yard catch in the third quarter,

forcing missed tackles by CB Steve Nelson and S Daniel Sorenson...Ran in a two-yard TD score in the second quarter up the middle from shotgun, utilizing sealing blocks from C Spencer Pulley and G Kenny Wiggins...In the second quarter, caught a pass in the left flat behind the line of scrimmage on a check-down route before driving upfield and spinning out of tackles by Sorenson and LB Reggie Ragland for a 21-yard gain...Played 53 offensive snaps...**at New York Jets (Dec. 24):** Played 53 snaps on offense after opening the game at RB...Posted 81 rushing yards and a TD on 19 attempts (4.3 avg.), surpassing 1,000 yards on the season for the first time in his career to top his previous career high of 997 set in 2016...Finished the game with 1,012 rushing yards on the season to register the 20th 1,000-yard rushing season in team annals...The rushing TD marked No. 18 for his career, moving him into sole possession of ninth in Chargers history...Late in the third quarter, took a pitch to the left for 18 yards after a cut block by G Dan Feeney on CB Morris Claiborne...On the TD run, took a handoff for a one-yard score behind the lead blocking of FB Derek Watt...In the fourth quarter, took a shotgun handoff to the right for seven yards to eclipse 1,000 yards on the season...Added three catches for 47 yards (15.7 avg.), moving into ninth for receptions among running backs in team history with 126, passing Keith Lincoln (123) and Don Woods (125)...The 47 yards increased his career total to 1,056 to move to No. 11 among running backs in Chargers history, passing Mike Tolbert (1,012), Rickey Young (1,031) and Paul Lowe (1,045)...Caught a screen pass in the right flat and received a freeing block from G Kenny Wiggins before weaving along the right sideline for a 39-yard gain...**vs. Oakland (Dec. 31):** Started at RB and played 54 offensive snaps, finishing with 93 rushing yards on 17 carries (5.5 avg.)...Added 31 receiving yards on six receptions (5.2 avg.)...Surpassed Don Woods (713) for seventh in career rushing attempts in team history, finishing the game with 722...Brought his career rushing yards to 2,743, passing Keith Lincoln (2,698) for No. 8 in Chargers history...Posted back-to-back runs in the first quarter that brought the offense from the three-yard line to the 23-yard line...Caught a screen pass in the right flat before turning upfield a using blocks from WR Travis Benjamin and G Kenny Wiggins for a 14-yard gain...After an audible by QB Philip Rivers, took a handoff for 16 yards, using blocks from Wiggins and G Dan Feeney before shaking tackle attempts by DE Khalil Mack and CB TJ Carrie.



## MELVIN GORDON NFL STATISTICS



Year	Team	GP	GS	— Rushing —					— Receiving —					— Scrimmage —	
				Att	Yds	Avg.	Lg	TD	No.	Yds	Avg.	Lg	TD	Yards	
2015	San Diego	14	13	184	641	3.5	27	0	33	192	5.8	18	0	833	
2016	San Diego	13	11	254	997	3.9	48	10	41	419	10.2	35	2	1,416	
2017	Los Angeles Chargers	16	16	284	1,105	3.9	87t	8	58	476	8.2	49	4	1,581	
NFL Totals		43	40	722	2,743	3.8	87t	18	132	1,087	8.2	49	6	3,830	



# 75 CHRIS HAIRSTON

**POSITION:** Guard — Tackle  
**HEIGHT:** 6-6  
**WEIGHT:** 330  
**BORN:** April 26, 1989  
**COLLEGE:** Clemson  
**HOMETOWN:** Winston-Salem, N.C.  
**HIGH SCHOOL:** Carver High  
**EXPERIENCE:** 6th Year (3rd Chargers)  
**ACQUIRED:** UFA (Buffalo) — 2015  
**CAREER GP/GS:** 74/31  
**PLAYOFFS GP/GS:** 0/0



**2017:** Appeared in two games before being placed on the reserve/non-football illness list on Sept. 20...Totaled 23 offensive snaps and nine on special teams...**at Denver (Sept. 11):** Saw action on two plays on offense and four on special

teams...**vs. Miami (Sept. 17):** Played 21 offensive snaps at RT after T Joe Barksdale suffered a foot injury at the end of the third quarter... Contributed on five plays on special teams.



## CHRIS HAIRSTON NFL GAMES



Year	Team	GP	GS
2011	Buffalo.....	13	7
2012	Buffalo.....	12	8
2013	Buffalo.....	.Reserve/Non-Football Injury	
2014	Buffalo.....	16	0
2015	San Diego .....	16	11
2016	San Diego .....	15	5
2017	Los Angeles Chargers.....	2	0
<b>NFL Totals .....</b>		<b>74</b>	<b>31</b>



# 26 CASEY HAYWARD

**POSITION:** Cornerback  
**HEIGHT:** 5-11  
**WEIGHT:** 192  
**BORN:** September 9, 1989  
**COLLEGE:** Vanderbilt  
**HOMETOWN:** Perry, Ga.  
**HIGH SCHOOL:** Perry (Ga.) High  
**EXPERIENCE:** 6th Year (2nd Chargers)  
**ACQUIRED:** UFA (Green Bay) — 2016  
**CAREER GP/GS:** 83/50  
**PLAYOFFS GP/GS:** 6/2



**2017:** Selected to his second Pro Bowl...Named second-team All-Pro by *The Associated Press*...Named AFC Defensive Player of the Month for November...During the month, posted eight solo tackles, including a tackle for loss, three INTs and nine passes defended...Started all 16 games, totaling 40 tackles (33 solo), including two tackles for loss...Notched 24 passes defended, four INTs, a forced fumble and two recoveries...Ranked fourth among all Chargers defenders with 1,003 defensive snaps played...Posted his 20th INT of his career in the contest against the Cowboys, ranking fourth since he entered the league in 2012...Made the 250th tackle of his career in the first matchup against Oakland...Registered the 70th pass defended of his career on his INT of QB Trevor Siemian in the second game against Denver...Member of a defensive backfield that allowed just one 100-yard receiver in 2017, joining Arizona, Jacksonville and Minnesota as the only teams to do so...Part of the only secondary to not allow more than 245 gross passing yards in a game during the first seven weeks of the season...**Awards:** Pro Bowl Selection (Second)...*The Associated Press* Second-Team All-Pro...AFC Defensive Player of the Month (November)...Los Angeles Chargers' Walter Payton Man of the Year Nominee...Pro Football Focus First-Team All-Pro...Pro Football Journal First-Team All-Pro...Pro Football Focus Best Coverage Defender...**at Denver (Sept. 11):** Started at LCB, playing 65 of 69 possible defensive snaps and appearing on one special teams play...Registered four tackles (three solo), a pass defended and a fumble recovery...Returned the recovery 11 yards after the ball was stripped from RB Jamaal Charles by ILB Corey Toomer...The return set up a 38-yard TD from QB Philip Rivers to WR Travis Benjamin on the following play...**vs. Miami (Sept. 17):** Was one of four Los Angeles defenders to appear on all 68 defensive plays after opening the game at LCB...Posted five tackles (three solo)...**vs. Kansas City (Sept. 24):** Appeared in his 70th career game, starting at LCB...Played all 53 snaps on defense, one of five Chargers to do so...Registered three tackles (two solo), including a tackle for loss...**vs. Philadelphia (Oct. 1):** Registered a solo tackle and a career-high five passes defended...Saw action on 77 defensive snaps after opening the game at LCB...Broke up two deep passes on a drive in the second quarter to help force a Philadelphia field goal...**at New York Giants (Oct. 8):** Started at LCB and appeared on all 70 defensive plays, joining CB Trevor Williams, S Jahleel Addae and S Tre Boston as the only Los Angeles defenders to do so...Posted three solo tackles and a pass defended...**at Oakland (Oct. 15):** Appeared on all 58 defensive plays and three on special teams after opening the game at LCB...Made three tackles (two solo), bringing his career total to 250...**vs. Denver (Oct. 22):** Posted his first INT of the season for a pass defended, the 70th breakup of his career...Added a solo tackle while playing all 64 defensive snaps after starting at LCB...Picked off QB Trevor Siemian on fourth-and-six in the fourth quarter to preserve a 14-point

## 2017, LOS ANGELES CHARGERS

Date	Opp.	Res.	Games		Tot	So	Tackles		Yd	TFL	Interceptions				Fumbles	
			P/S				As	Sk			No.	Yd	Lg	TD	FF	FR
09/11	at Den	L	1/1		4	3	1	0	0	0	0	0	-	0	1	0
09/17	Mia	L	1/1		5	3	2	0	0	0	0	0	-	0	0	0
09/24	KC	L	1/1		3	2	1	0	0	1	0	0	-	0	0	0
10/01	Phi	L	1/1		1	1	0	0	0	0	0	0	-	0	5	0
10/08	at NYG	W	1/1		3	3	0	0	0	0	0	0	-	0	1	0
10/15	at Oak	W	1/1		3	2	1	0	0	0	0	0	-	0	0	0
10/22	Den	W	1/1		1	1	0	0	0	0	1	-2	-2	0	1	0
10/29	at NE	L	1/1		2	1	1	0	0	0	0	0	-	0	1	0
11/12	at Jax	L (OT)	1/1		1	1	0	0	0	0	0	0	-	0	2	0
11/19	Buf	W	1/1		4	4	0	0	0	1	2	9	7	0	3	0
11/23	at Dal	W	1/1		3	3	0	0	0	0	1	0	0	0	4	0
12/03	Cle	W	1/1		3	3	0	0	0	0	0	0	-	0	2	0
12/10	Was	W	1/1		2	1	1	0	0	0	0	0	-	0	1	0
12/16	at KC	L	1/1		3	3	0	0	0	0	0	0	-	0	1	0
12/24	at NYJ	W	1/1		2	2	0	0	0	0	0	0	-	0	0	1
12/31	Oak	W	1/1		0	0	0	0	0	0	0	0	-	0	2	0
<b>'17 TOTALS</b>			<b>9-7</b>	<b>16/16</b>	<b>40</b>	<b>33</b>	<b>7</b>	<b>0</b>	<b>0</b>	<b>2</b>	<b>4</b>	<b>7</b>	<b>0</b>	<b>24</b>	<b>1</b>	<b>2</b>


advantage...**at New England (Oct. 29):** Started at LCB, playing in the 75th game of his career...Finished with two tackles (one solo) and a pass defended...Broke up a pass from QB Tom Brady intended for TE Rob Gronkowski on a seam-route in the third quarter...**at Jacksonville (Nov. 12):** Posted a solo tackle and two passes defended after opening the game at LCB...On one breakup in the fourth quarter, tipped a pass from QB Blake Bortles in the air that was eventually intercepted by S Tre Boston...Played 74 defensive snaps...**vs. Buffalo (Nov. 19):** Posted four solo tackles, including a tackle for loss, registered three passes defended and tied a career high with two INTs...Recorded the first in the first quarter on a diving attempt after QB Nathan Peterman was pressured by DE Joey Bosa and DE Melvin Ingram...In the second quarter, stepped in front of a pass intended for WR Deonte Thompson after Peterman was pressured again by Bosa...Started at LCB and played 37 snaps on defense...**at Dallas (Nov. 23):** Started the 45th game of his career at LCB, playing all 55 defensive snaps, one of three Chargers defenders to do so...Posted three solo tackles and his fourth INT of the season...Stepped in front of a pass intended for WR Dez Bryant along the left sideline for the pick...It marked the 20th INT of his career, breaking a tie with Brent Grimes for the fourth-most in the NFL since he entered the league in 2012...**vs. Cleveland (Dec. 3):** Started at LCB and played all 63 snaps on defense...Posted three solo tackles and broke up a pair of passes, bringing his total to 20 passes defended on the season...It marked the third season of his career (2012, '16) with 20-plus passes defended...**vs. Washington (Dec. 10):** Played 49 defensive snaps after starting at LCB, appearing in the 80th game of his career...Finished with two tackles (one solo) and a pass defended...**at Kansas City (Dec. 16):** Started at LCB, seeing action on all 66 defensive snaps and four plays on special teams...Posted three solo tackles and a pass defended...**at New York Jets (Dec. 24):** Opened the game at LCB, playing all 65 snaps on defense...Registered two solo tackles, forced a fumble and had a recovery...On the game's final play, swatted down a lateral attempt of RB Elijah McGuire and recovered the ball...**vs. Oakland (Dec. 31):** Started at LCB, seeing action on all 54 defensive plays...Finished with two passes defended.



## CASEY HAYWARD NFL STATISTICS



		— Tackles —								— Interceptions —					— Fumbles —				
Year	Team	GP	GS	Total	Solo	Asst	Sacks	Yds	TFL	No.	Yds	Lg	TD	PD	FF	FR	Yds	ST Tackles	
2012	Green Bay	16	7	55	43	12	0.0	0	1	6	81	24	0	25	1	0	0	5	
2013	Green Bay	3	1	12	7	5	0.0	0	0	0	0	—	0	1	0	0	0	0	
2014	Green Bay	16	1	32	27	5	0.0	0	2	3	113	82t	1	6	0	2	49	7	
2015	Green Bay	16	11	74	53	21	0.0	0	3	0	0	—	0	7	0	0	0	1	
2016	San Diego	16	14	59	51	8	0.0	0	2	7	102	31	1	23	0	0	0	1	
2017	Los Angeles Chargers	16	16	40	33	7	0.0	0	2	4	7	7	0	24	1	2	11	0	
NFL Totals		83	50	272	214	58	0.0	0	10	20	303	82t	2	86	2	4	60	14	
PLAYOFFS																			
Year	Team	GP	GS	Total	Solo	Asst	Sacks	Yds	TFL	No.	Yds	Lg	TD	PD	FF	FR	Yds	ST Tackles	
2012	Green Bay	2	0	2	2	0	0.0	0	0	0	0	—	0	0	0	0	0	2	
2014	Green Bay	2	0	1	1	0	0.0	0	1	0	0	—	0	1	0	0	0	0	
2015	Green Bay	2	2	14	12	2	0.0	0	0	0	0	—	0	2	0	0	0	0	
Postseason Totals		6	2	17	15	2	0.0	0	1	0	0	—	0	3	0	0	0	2	



# 86 HUNTER HENRY

**POSITION:** Tight End  
**HEIGHT:** 6-5  
**WEIGHT:** 250  
**BORN:** December 7, 1994  
**COLLEGE:** Arkansas  
**HOMETOWN:** Little Rock, Ark.  
**HIGH SCHOOL:** Pulaski Academy  
**EXPERIENCE:** 2nd Year (2nd Chargers)  
**ACQUIRED:** Draft 2 — 2016  
**CAREER GP/GS:** 29/23  
**PLAYOFFS GP/GS:** 0/0



**2017:** Started 13 of 14 contests, posting 45 receptions for 579 yards (12.9 avg.) and four TDs, marking career highs for catches and receiving yards in a single season...Saw action on 23 special teams plays...Registered a TD reception in the first game of October for the second consecutive season...Reached 81 career receptions, moving into sole possession of 13th in franchise history among tight ends...Moved into sole possession of 12th in team annals among tight ends with 1,057 career receiving yards...Placed on injured reserve on Dec. 19 with a season-ending kidney injury...**Awards:** Pro Football Focus Second-Team All-Pro...**at Denver (Sept. 11):** Saw time on 23 offensive snaps at tight end...**vs. Miami (Sept. 17):** Opened the game at TE, playing 33 snaps on offense...Hauled in a career-high seven receptions for 80 yards (11.4 avg.)...Five of the receptions went for 10-plus yards...**vs. Kansas City (Sept. 24):** Made his second-consecutive start at TE, appearing on 41 offensive snaps...Had a key downfield block on an 11-yard TD run by RB Melvin Gordon in the first quarter...**vs. Philadelphia (Oct. 1):** Started at TE and played 35 offensive plays...Reached 45 career receptions, posting two catches for 16 yards (8.0 avg.) and a TD...Was initially ruled out of bounds on the TD, but was overturned after a Los Angeles challenge...Beat S Malcolm Jenkins on a seam-route and got both feet down in-bounds in the back of the end zone on the one-handed catch...It marked the ninth TD catch of his career and his first of the season...Had a key block of Jenkins on a fourth quarter TD run by RB Austin Ekeler...**at New York Giants (Oct. 8):** Hauled in three catches for 42 yards (14.0 avg.) and a TD, seeing action on 59 offensive snaps...The 25-yard score gave the Chargers a one-point lead late in the third quarter...On the play, lined up outside of the right tackle and ran a post-pattern, getting behind three New York defenders before corraling the pass for a score...**at Oakland (Oct. 15):** Posted five receptions for a career-high 90 yards (18.0)...Started at TE, appearing on 54 offensive snaps...Surpassed 50 career receptions and 700 career receiving yards...Hauled in two catches of 20-plus yards on the first three plays of the final, game-winning drive...On the first play of the drive, got behind the coverage of S Karl Joseph for a 34-yard gain...Two plays later, settled between two defenders along the right sideline for a 23-yard gain to the Oakland 33-yard line...Four of his five receptions went for first downs...**vs. Denver (Oct. 22):** Started at TE, seeing action on 47 plays on offense...Registered four catches for 73 yards (18.3 avg.)...After catching a play-action pass in the right flat, broke Denver tackles to bring the ball to the Denver 11-yard line for a 34-yard catch-and-run on the team's first offensive play...In the fourth quarter, converted a third-and-11 with a 13-yard reception from QB Philip Rivers on a hitch-route in front of S Will Parks...**at New England (Oct. 29):** Hauled in two catches for 11 yards (5.5 avg.) on 35 offensive plays...Made downfield blocks of S Devin McCourty and S Duron Harmon to spring RB Melvin Gordon free for a franchise-record 87-yard

## 2017, LOS ANGELES CHARGERS

Date	Opp.	Res.	Games		No.	Receiving				TD	Att	Rushing				Total Off.	
			P/S			Yds	Avg.	Lg				Yds	Avg.	Lg	TD		
09/11	at Den	L	1/0		0	0	-	-	0	0	0	0	-	-	0	0	
09/17	Mia	L	1/1		7	80	11.4	17	0	0	0	0	-	-	0	80	
09/24	KC	L	1/1		0	0	-	-	0	0	0	0	-	-	0	0	
10/01	Phi	L	1/1		2	16	8.0	12	1	0	0	0	-	-	0	16	
10/08	at NYG	W	1/1		3	42	14.0	25t	1	0	0	0	-	-	0	42	
10/15	at Oak	W	1/1		5	90	18.0	34	0	0	0	0	-	-	0	90	
10/22	Den	W	1/1		4	73	18.3	34	0	0	0	0	-	-	0	73	
10/29	at NE	L	1/1		2	11	5.5	7	0	0	0	0	-	-	0	11	
11/12	at Jax	L (OT)	1/1		1	7	7.0	7	0	0	0	0	-	-	0	7	
11/19	Buf	W	1/1		2	25	12.5	15	0	0	0	0	-	-	0	25	
11/23	at Dal	W	1/1		5	76	15.2	27	1	0	0	0	-	-	0	76	
12/03	Cle	W	1/1		7	81	11.6	25	0	0	0	0	-	-	0	81	
12/10	Was	W	1/1		4	50	12.5	20	1	0	0	0	-	-	0	50	
12/16	at KC	L	1/1		3	28	9.3	14	0	0	0	0	-	-	0	28	
12/24	at NYJ	W	0/0		— Injured Reserve —												
12/31	Oak	W	0/0		— Injured Reserve —												
'17 TOTALS					9-7	14/13	45	579	12.9	34	4	0	0	—	—	0	579

TD run in the first quarter...**at Jacksonville (Nov. 12):** Started as the second TE, posting a seven-yard reception on 45 offensive snaps...The catch marked No. 60 of his career, putting him in sole possession of 15th place in franchise history among tight ends...**vs. Buffalo (Nov. 19):** Opened the game at TE, seeing action on 44 plays on offense...Hauled in two passes for 25 yards (12.5 avg.), bringing his career total to 822 receiving yards to pass Pettis Norman (820) for 15th in team history among tight ends...**at Dallas (Nov. 23):** Started the 20th game of his career at TE, playing 52 snaps on offense...Finished with five catches for 76 yards (15.2 avg.)...Hauled in a deep crossing-route for 26 yards in the first quarter and converted a third-and-four in the second quarter for a 22-yard gain on a crossing pattern...Posted up in front of S Byron Jones in the end zone for a three-yard TD catch in the third quarter...**vs. Cleveland (Dec. 3):** Tied a career high with seven receptions, posting 81 receiving yards (11.6 avg.)...Eclipsed totals in receptions and receiving yards in a single season from his rookie season in 2016...Passed Mikhael Ricks (914) and Alfred Pupunu (966) to move into a tie with Derrick Walker for 12th in receiving yards among tight ends in team history with 979...In the first quarter, was knocked to the ground when running a route, but picked himself off the turf as QB Philip Rivers rolled to his right and hauled in a 12-yard gain for a first down...In the third quarter, ran a go-route after lining up split wide to the left, bringing in a pass for 25 yards to surpass his previous career high for receiving yards in a season...**vs. Washington (Dec. 10):** Started as the second TE, totaling 42 snaps on offense and one on special teams...Finished with four receptions for 50 yards (12.5 avg.) and a TD, marking his fourth of the season...In the first quarter, ran a dig-route and hauled in a 14-yard gain despite defensive pass interference by CB Bashaud Breeland...Later in the first quarter, ran a crossing-route in the back of the end zone before gaining separation from S Deshaun Everett for an eight-yard TD catch...Passed Derrick Walker (979) for sole possession of 12th in receiving yards by a tight end in team history, closing the game with 1,029...**at Kansas City (Dec. 16):** Started at TE, playing 38 offensive snaps...Finished with three catches for 28 yards (9.3 avg.) before departing due to a season-ending kidney injury.



## HUNTER HENRY NFL STATISTICS



— Receiving —										— Rushing —					— Scrimmage —
Year	Team	GP	GS	No.	Yds	Avg.	Lg	TD	Att	Yds	Avg.	Lg	TD	Yards	
2016	San Diego .....	15	10	36	478	13.3	59	8	0	0	—	—	0	478	
2017	Los Angeles Chargers .....	14	13	45	579	12.9	34	4	0	0	—	—	0	579	
NFL Totals .....		29	23	81	1,057	13.0	59	12	0	0	—	—	0	1,057	
— Kickoff Returns —										— Punt Returns —					— All-Purpose —
Year	Team			No.	Yds	Avg.	Lg	TD	No.	FC	Yds	Avg.	Lg	TD	Yards
2016	San Diego .....			1	10	10.0	10	0	0	0	0	—	—	0	488
2017	Los Angeles Chargers .....			0	0	—	—	0	0	0	0	—	—	0	579
NFL Totals .....				1	10	10.0	10	0	0	0	0	—	—	0	1,067



# 54 MELVIN INGRAM

**POSITION:** Defensive End  
**HEIGHT:** 6-2  
**WEIGHT:** 247  
**BORN:** April 26, 1989  
**COLLEGE:** South Carolina  
**HOMETOWN:** Rockingham, N.C.  
**HIGH SCHOOL:** Richmond County High  
**EXPERIENCE:** 6th Year (6th Chargers)  
**ACQUIRED:** Draft 1 — 2012  
**CAREER GP/GS:** 77/60  
**PLAYOFFS GP/GS:** 2/2



**2017:** Named Selected to his first Pro Bowl, replacing Los Angeles Chargers DE Joey Bosa after initially being named as an alternate...Named AFC Defensive Player of the Month for September...Led the conference with 5.5 sacks and 16 tackles (13 solo) in three games in the season's opening month...Started all 16 contests, posting 76 tackles (50 solo), 10.5 sacks, 22.5 tackles for loss, a pass defended, a forced fumble and two recoveries, including one he returned 39 yards for the first TD of his career....His 10.5 sacks ranked tied for sixth in the AFC and tied for No. 15 in the NFL in 2017...His 7.5 sacks in the first five weeks were the most through five games in Chargers history...Registered the most defensive snaps among all Los Angeles pass rushers with 891...Part of a defensive unit that ranked tied for fifth in the NFL with 43 sacks...Combined with DE Joey Bosa (12.5 sacks), was the No. 2 sack duo in the NFL with 23 sacks between the two of them...**Awards:** Pro Bowl Selection (First)...AFC Defensive Player of the Month (September)...**at Denver (Sept. 11):** Started at DE, playing 60 plays on defense...Posted four tackles (three solo) and 1.5 sacks...Registered the 1.5 sacks on back-to-back plays in the fourth quarter...Split the first with DE Joey Bosa, collapsing the pocket from both ends to bring down QB Trevor Siemian to force third-and-13...Followed up with a sack of Siemian on the next play, forcing a Denver field goal attempt that was missed by K Brandon McManus...**vs. Miami (Sept. 17):** Posted six tackles (four solo) and a sack after opening the game at DE...Appeared on 50 defensive plays and five on special teams...**vs. Kansas City (Sept. 24):** Became the ninth player to reach 30 sacks in a Chargers uniform after posting six solo tackles, including a career-high three sacks...Began his career day by beating T Mitchell Schwartz with a bull rush to get to QB Alex Smith for a two-yard loss in the second quarter...On the final play of the third quarter, lined up just inside of DE Joey Bosa, running a stunt with Bosa to slip around the offensive line as he brought down Smith for an 11-yard loss...Midway through the fourth quarter, sped past two offensive linemen to post a five-yard sack of Smith...**vs. Philadelphia (Oct. 1):** Appeared in his 65th career game, starting at DE, contributing on 67 plays on defense and six on special teams...Registered six tackles (four solo) and a tackle for loss for the third-straight game...**at New York Giants (Oct. 8):** Continued to harass opposing quarterbacks, sacking QB Eli Manning twice, including a strip-sack that he recovered to set up the game-winning TD pass from QB Philip Rivers to RB Melvin Gordon...On the play, slipped through two blockers to spin Manning to the ground, knocking the ball free...Dove into a pile of players to corral the loose ball for his first recovery of the season...Finished with eight tackles (six solo), two sacks, three tackles for loss, a forced fumble and the recovery...Saw action on 60 defensive snaps and two on special teams...**at Oakland (Oct. 15):** Started at DE and played 50 defensive snaps...Posted four tackles (two solo) and a tackle for loss, marking the sixth game of the season with a tackle for loss...**vs. Denver (Oct. 22):** Started at DE, seeing action on 51



## 2017, LOS ANGELES CHARGERS

Date	Opp.	Res.	Games		Tot	So	Tackles		Yd	TFL	Interceptions				Fumbles	
			P/S				As	Sk			No.	Yd	Lg	TD	PD	FF
09/11	at Den	L	1/1		4	3	1	1.5	16	1.5	0	0	-	0	0	0
09/17	Mia	L	1/1		6	4	2	1.0	5	1	0	0	-	0	0	0
09/24	KC	L	1/1		6	6	0	3.0	18	3	0	0	-	0	0	0
10/01	Phi	L	1/1		6	4	2	0	0	1	0	0	-	0	0	0
10/08	at NYG	W	1/1		8	6	2	2.0	25	3	0	0	-	0	0	1
10/15	at Oak	W	1/1		4	2	2	0	0	1	0	0	-	0	0	0
10/22	Den	W	1/1		4	3	1	1.0	8	2	0	0	-	0	0	0
10/29	at NE	L	1/1		3	2	1	0	0	0	0	0	-	0	0	0
11/12	at Jax	L (OT)	1/1		4	2	2	0	0	1	0	0	-	0	0	0
11/19	Buf	W	1/1		2	1	1	0	0	1	0	0	-	0	0	1
11/23	Dal	W	1/1		1	1	0	0	0	1	0	0	-	0	0	0
12/03	Cle	W	1/1		5	3	2	0	0	2	0	0	-	0	0	0
12/10	Was	W	1/1		7	2	5	0.5	4.5	1.5	0	0	-	0	0	0
12/16	at KC	L	1/1		7	6	1	1.0	8	2	0	0	-	0	1	0
12/24	at NYJ	W	1/1		4	3	1	0	0	1	0	0	-	0	0	0
12/31	Oak	W	1/1		5	2	3	0.5	3	0.5	0	0	-	0	0	0
'17 TOTALS			9-7	16/16	76	50	26	10.5	88	22.5	0	0	-	0	1	2

defensive snaps...Posted four tackles (three solo), an eight-yard sack and two tackles for loss...Dropped RB C.J. Anderson for a two-yard loss in the second quarter, chasing him down from behind...Pushed T Garrett Bolles back with a bull rush into QB Trevor Siemian that resulted in the eight-yard sack...**at New England (Oct. 29):** Started at DE, seeing action on 78 plays on defense...Finished with three tackles (two solo)...Forced QB Tom Brady to roll to his right before DT Darius Philon registered a seven-yard sack in the fourth quarter...**at Jacksonville (Nov. 12):** Played 80 defensive snaps after starting the game at DE...It marked the 70th game played of his career...Posted four tackles (two solo) and a tackle for loss...Provided pressure with DE Joey Bosa in the fourth quarter to force QB Blake Bortles to throw off of his back foot, resulting in an INT by S Tre Boston...**vs. Buffalo (Nov. 19):** Recovered a fumble by QB Tyrod Taylor on a strip-sack by DE Joey Bosa and returned it 39 yards for the first score of his professional career...Along with Bosa, pressured QB Nathan Peterman in the first quarter to throw an INT to CB Casey Hayward...Started at DE and played 40 defensive snaps and four on special teams, registering a solo tackle, a tackle for loss and the fumble recovery...**at Dallas (Nov. 23):** Started at DE, playing 44 snaps on defense...Finished with a solo tackle and a tackle for loss...In the first quarter, collapsed the pocket with DE Joey Bosa to force QB Dak Prescott to step up into a sack by DT Corey Liuget...Coupled with Bosa, forced Prescott to roll to his left and throw a pass intended for WR Cole Beasley that was picked off by CB Desmond King and returned 90 yards for a TD...**vs. Cleveland (Dec. 3):** Opened the game at DE and played 57 snaps on defense...Registered five tackles (three solo), including two tackles for loss...Penetrated the backfield on a fourth-and-one in the second quarter, bringing down RB Duke Johnson Jr., for a two-yard loss...Applied pressure to QB DeShone Kizer late in the fourth quarter, forcing the quarterback to make a difficult pass that was picked off by S Adrian Phillips to seal the game...**vs. Washington (Dec. 10):** Started at DE, posting seven tackles (two solo), 1.5 tackles for loss and a half-sack...Collapsed the pocket in the fourth quarter with a bull rush of T Trent Williams, meeting DT Corey Liuget to bring down QB Kirk Cousins for the half-sack...Played 36 defensive snaps...**at Kansas City (Dec. 16):** Appeared in the 75th game of his career, starting at DE and playing 61 snaps on defense...Posted seven


tackles (six solo), two tackles for loss, a sack and a pass defended, his first of the season...Registered his 10th sack of the season, running a stunt with DT Darius Philon in the first quarter to burst through the middle of the offensive line to bring down QB Alex Smith for an eight-yard loss...**at New York Jets (Dec. 24):** Posted four tackles (three solo) and a tackle for loss...Started at DE and

played 58 snaps on defense...**vs. Oakland (Dec. 31):** Saw action on all 54 defensive plays after opening the game at DE...Finished with five tackles (two solo) and a half-sack...Sped past T David Sharpe around the edge, meeting DT Darius Philon in the backfield to split a sack of QB Derek Carr.

# MELVIN INGRAM NFL STATISTICS

Year	Team	GP	GS	— Tackles —						TFL	— Interceptions —					— Fumbles —			ST Tackles
				Total	Solo	Asst	Sacks	Yds	No.		Yds	Lg	TD	PD	FF	FR	Yds		
2012	San Diego.....	16	2	29	18	11	1.0	6	5	0	0	—	0	5	2	0	0	12	
2013	San Diego.....	4	1	13	5	8	1.0	0	2	0	0	—	0	0	1	0	0	0	
2014	San Diego.....	9	9	40	25	15	4.0	31	7	0	0	—	0	0	2	0	0	0	
2015	San Diego.....	16	16	76	65	11	10.5	73.5	19	0	0	—	0	5	4	1	0	0	
2016	San Diego.....	16	16	66	45	21	8.0	52	13	0	0	—	0	4	4	0	0	0	
2017	Los Angeles Chargers.....	16	16	76	50	26	10.5	87.5	22.5	0	0	—	0	1	1	2	39	0	
NFL Totals.....		77	60	300	208	92	35.0	250	68.5	0	0	—	0	15	14	3	39	12	
PLAYOFFS																			
Year	Team	GP	GS	— Tackles —						TFL	— Interceptions —					— Fumbles —			ST Tackles
				Total	Solo	Asst	Sacks	Yds	No.		Yds	Lg	TD	PD	FF	FR	Yds		
2013	San Diego.....	2	2	6	2	4	0.0	0	0	1	3	3	0	1	0	0	0	0	



25

RAYSHAWN JENKINS

POSITION:

HEIGHT:

WEIGHT:

BORN:

COLLEGE:

HOMETOWN:

HIGH SCHOOL:

EXPERIENCE:

ACQUIRED:

CAREER GP/GS:

PLAYOFFS GP/GS:

Safety

6-2

220

January 25, 1994

Miami

St. Petersburg, Fla.



Admiral Farragut Academy

Rookie

Draft 4 — 2017

15/0


0/0


**2017:** Played in 15 games, missing one with a concussion... Totaled five tackles (four solo), a pass defended and 11 tackles on special teams, pinning the opponent inside their own 20 four times...**at Denver (Sept. 11):** Made his NFL debut, seeing action on 11 special teams plays...**vs. Miami (Sept. 17):** Inactive (concussion)...**vs. Kansas City (Sept. 24):** Returned from a concussion to play 19 snaps on special teams and register the first special teams tackle of his career on kickoff coverage...**vs. Philadelphia (Oct. 1):** Participated on 23 special teams plays...**at New York Giants (Oct. 8):** Saw action on 27 special teams plays and one on defense...It marked the first defensive snap of his career...Posted two special teams tackles on kickoff coverage, including one that forced the Giants to start the ensuing drive from inside their own 20...**at Oakland (Oct. 15):** Registered two tackles on special teams, with one coming on punt coverage and another on kickoff coverage... Played four snaps on defense and 18 on special teams...**vs. Denver (Oct. 22):** Played two snaps on defense and 19 on special teams, posting a special teams tackle on kickoff coverage that forced Denver to start the ensuing drive inside the 20...**at New England (Oct. 29):** Posted a special teams tackle on kickoff coverage and one on punt coverage...Played four defensive snaps and 26 on special teams...**at Jacksonville (Nov. 12):** Registered two special teams tackles on punt coverage, pinning Jacksonville inside their 20 once...Played a team-high 32 special teams snaps...**vs. Buffalo (Nov. 19):** Netted the first solo tackle of his career, seeing time on 18 defensive plays and 24 on special teams...**at Dallas (Nov. 23):** Appeared on seven defensive snaps and 13 on special teams, totaling

2017, LOS ANGELES CHARGERS																			
Date	Opp.	Res.	Games		Tot	So	Tackles		Yd	TFL	Interceptions					Fumbles		FF	FR
			P/S				As	Sk			No.	Yd	Lg	TD	PD	FF	FR		
09/11	at Den	L	1/0		0	0	0	0	0	0	0	0	-	0	0	0	0	0	0
09/17	Mia	L	0/0				— Inactive —												
09/24	KC	L	1/0		0	0	0	0	0	0	0	0	-	0	0	0	0	0	0
10/01	Phi	L	1/0		0	0	0	0	0	0	0	0	-	0	0	0	0	0	0
10/08	at NYG	W	1/0		0	0	0	0	0	0	0	0	-	0	0	0	0	0	0
10/15	at Oak	W	1/0		0	0	0	0	0	0	0	0	-	0	0	0	0	0	0
10/22	Den	W	1/0		0	0	0	0	0	0	0	0	-	0	0	0	0	0	0
10/29	at NE	L	1/0		0	0	0	0	0	0	0	0	-	0	0	0	0	0	0
11/12	at Jax	L (OT)	1/0		0	0	0	0	0	0	0	0	-	0	0	0	0	0	0
11/19	Buf	W	1/0		1	1	0	0	0	0	0	0	-	0	0	0	0	0	0
11/23	at Dal	W	1/0		2	2	0	0	0	0	0	0	-	0	0	0	0	0	0
12/03	Cle	W	1/0		0	0	0	0	0	0	0	0	-	0	0	0	0	0	0
12/10	Was	W	1/0		0	0	0	0	0	0	0	0	-	0	1	0	0	0	0
12/16	at KC	L	1/0		2	1	1	0	0	0	0	0	-	0	0	0	0	0	0
12/24	at NYJ	W	1/0		0	0	0	0	0	0	0	0	-	0	0	0	0	0	0
12/31	Oak	W	1/0		0	0	0	0	0	0	0	0	-	0	0	0	0	0	0
'17 TOTALS			9-7	15/0	5	4	1	0	0	0	0	0	—	0	1	0	0		

two solo stops...**vs. Cleveland (Dec. 3):** Saw action on three defensive plays and 15 on special teams...**vs. Washington (Dec. 10):** Broke up the first pass of his career, playing eight snaps on defense and 25 on special teams...**at Kansas City (Dec. 16):** Tied a career high with two tackles (one solo) on seven defensive plays...Added 23 snaps on special teams, leading all players...**at New York Jets (Dec. 24):** Participated on 25 special teams plays and 10 on defense...**vs. Oakland (Dec. 31):** Saw action on 12 plays on defense and 16 on special teams...On a toss play to RB Marshawn Lynch on fourth-and-two, penetrated the backfield and made first contact with Lynch, preventing Lynch from turning the corner before he was taken down by DE Tenny Palepoi for a turnover on downs.



# RAYSHAWN JENKINS NFL STATISTICS



Year	Team	GP	GS	— Tackles —				Yds	TFL	— Interceptions —					— Fumbles —			ST Tackles
				Total	Solo	Asst	Sacks			No.	Yds	Lg	TD	PD	FF	FR	Yds	
2017	Los Angeles Chargers	15	0	5	4	1	0.0	0	0	0	0	0	0	1	0	0	0	11



# 7 CARDALE JONES

**POSITION:** Quarterback  
**HEIGHT:** 6-5  
**WEIGHT:** 250  
**BORN:** September 29, 1992  
**COLLEGE:** Ohio State  
**HOMETOWN:** Cleveland, Ohio  
**HIGH SCHOOL:** Cleveland (Ohio) Glenville High  
**EXPERIENCE:** 2nd Year (1st Chargers)  
**ACQUIRED:** Trade (Buffalo) — 2017  
**CAREER GP/GS:** 1/0  
**PLAYOFFS GP/GS:** 0/0



**2017:** Acquired in a trade with Buffalo on July 26...Made 53-man roster as the third quarterback and was inactive for 15 contests...Dressed, but did not see any action in another...  
**at Denver (Sept. 11):** Inactive (healthy scratch)...**vs. Buffalo (Nov. 19):** Dressed as the third quarterback, but did not play...  
**at Dallas (Nov. 23):** Inactive (healthy scratch).

## 2017, LOS ANGELES CHARGERS

Date	Opp.	Res.	Games		Att	Cmp	Pct.	Passing			Lg	Sk	Rtg	Rushing		
			P/S					Yds	TD	Int				Att	Yds	TD
09/11	at Den	L	0/0					— Inactive —								
09/17	Mia	L	0/0					— Inactive —								
09/24	KC	L	0/0					— Inactive —								
10/01	Phi	L	0/0					— Inactive —								
10/08	at NYG	W	0/0					— Inactive —								
10/15	at Oak	W	0/0					— Inactive —								
10/22	Den	W	0/0					— Inactive —								
10/29	at NE	L	0/0					— Inactive —								
11/12	at Jax	L (OT)	0/0					— Inactive —								
11/19	Buf	W	0/0					— Did Not Play —								
11/23	at Dal	W	0/0					— Inactive —								
12/03	Cle	W	0/0					— Inactive —								
12/10	Was	W	0/0					— Inactive —								
12/16	at KC	L	0/0					— Inactive —								
12/24	at NYJ	W	0/0					— Inactive —								
12/31	Oak	W	0/0					— Inactive —								
<b>'17 TOTALS</b>			<b>9-7</b>	<b>0/0</b>	<b>0</b>	<b>0</b>	<b>0.0</b>	<b>0</b>	<b>0</b>	<b>0</b>	<b>—</b>	<b>0</b>	<b>—</b>	<b>0</b>	<b>0</b>	<b>0</b>

## CARDALE JONES NFL STATISTICS

Year	Team	GP	GS	Att	Cmp	Pct.	Yards	— Passing —					Lost	Rating	— Rushing —				
								Y/A	TD	Int	Lg	Sk			Att	Yds	Avg.	Lg	TD
2016	Buffalo.....	1	0	11	6	54.5	96	8.7	0	1	64	1	2	46.0	1	-1	-1.0	-1	0
2017	Los Angeles Chargers.....	0	0	0	0	0.0	0	—	0	0	—	0	0	—	0	0	—	—	0
<b>NFL Totals.....</b>		<b>1</b>	<b>0</b>	<b>11</b>	<b>6</b>	<b>54.5</b>	<b>96</b>	<b>8.7</b>	<b>0</b>	<b>1</b>	<b>64</b>	<b>1</b>	<b>2</b>	<b>46.0</b>	<b>1</b>	<b>-1</b>	<b>-1.0</b>	<b>-1</b>	<b>0</b>



8

# DREW KASER

**POSITION:** Punter  
**HEIGHT:** 6-2  
**WEIGHT:** 206  
**BORN:** February 11, 1993  
**COLLEGE:** Texas A&M  
**HOMETOWN:** Stow, Ohio  
**HIGH SCHOOL:** Walsh Jesuit High  
**EXPERIENCE:** 2nd Year (2nd Chargers)  
**ACQUIRED:** Draft 6 — 2016  
**CAREER GP:** 32  
**PLAYOFFS GP:** 0



**2017:** Appeared in all 16 games, punting 74 times for 3,558 yards (48.1 gross avg.) and a net average of 41.3 yards... His gross average ranked third in the NFL in 2017 behind Tennessee's Brett Kern (49.7) and Houston's Shane Lechler (49.0)... Had a 69-yard punt, tying his career high for the 10th longest in Chargers history... Pinned opponents inside their own 20-yard line 27 times... Eclipsed 100 career punts, making him eligible to be in the team record book with the best gross punting average in franchise history... Posted a special teams tackle... **at Denver (Sept. 11):** Punted five times for 230 yards (46.0 gross avg.), pinning Denver inside its 20-yard line twice... Registered a tackle on special teams... **vs. Miami (Sept. 17):** Forced Miami to start inside their own 20 on three of four punts... Punted for 170 yards (42.5 gross avg.)... **vs. Kansas City (Sept. 24):** Punted five times for 250 yards (50.0 gross avg.), including a 66-yard punt... **vs. Philadelphia (Oct. 1):** Pinned Philadelphia inside its own 20 twice on four punts for 191 yards (47.8 gross avg.)... **at New York Giants (Oct. 8):** Posted six punts for 333 yards (55.5 gross avg.) and net average of 45.8... Booted a 68-yard punt... **at Oakland (Oct. 15):** Posted a season-high 55.8 gross average, punting four times for 223 yards while also registering a season-high 46.3 net average... Held on the game-winning field goal by K Nick Novak as time expired... **vs. Denver (Oct. 22):** Punted eight times for 413 yards (51.6 gross avg.) and a net average of 44.8... Pinned the Broncos inside their own 20 five times... In the third quarter, tied a career long with a 69-yard punt that bounced in the air and was downed by RB Austin Ekeler at the one-yard line... **at New England (Oct. 29):** Punted five times for 225 yards (45.0 gross avg.) with a 39.8 net average, pinning the Patriots inside their 20 once... In the fourth quarter, booted the 100th punt of his career to become eligible for the team record book... **at Jacksonville (Nov. 12):** Set career highs with 10 punts for 485 yards... Posted a gross average of 48.5 and net average of 41.5... Twice pinned the Jaguars inside their 20-yard line... **vs. Buffalo (Nov. 19):** Appeared on two special teams plays

## 2017, LOS ANGELES CHARGERS

Date	Opp.	Res.	Games Played	No.	Gross Yds	Avg.	Lg	Opp Ret	Opp Yds	Net Avg.	In 20	TB	FC	Blk	
09/11	at Den	L	1	5	230	46.0	62	3	48	36.4	2	0	0	0	
09/17	Mia	L	1	4	170	42.5	58	3	21	37.3	3	0	0	0	
09/24	KC	L	1	5	250	50.0	66	2	10	40.0	2	2	0	0	
10/01	Phi	L	1	4	191	47.8	53	3	15	39.0	2	1	0	0	
10/08	at NYG	W	1	6	333	55.5	68	3	38	45.8	1	1	1	0	
10/15	at Oak	W	1	4	223	55.8	62	3	18	46.3	0	1	0	0	
10/22	Den	W	1	8	413	51.6	69	5	55	44.8	3	0	1	0	
10/29	at NE	L	1	5	225	45.0	56	4	26	39.8	1	0	0	0	
11/12	at Jax	L (OT)	1	10	485	48.5	61	7	30	41.5	2	2	1	0	
11/19	Buf	W	1	2	73	36.5	46	1	3	35.0	2	0	1	0	
11/23	at Dal	W	1	0	0	-	-	0	0	-	0	0	0	0	
12/03	Cle	W	1	2	73	36.5	42	1	12	30.5	1	0	0	0	
12/10	Was	W	1	5	266	53.2	63	3	15	46.2	2	1	1	0	
12/16	at KC	L	1	3	149	49.7	61	2	1	42.7	2	1	0	0	
12/24	at NYJ	W	1	9	416	46.2	63	7	30	42.9	2	0	0	0	
12/31	Oak	W	1	2	63	31.5	33	1	0	31.5	2	0	1	0	
'17 TOTALS			9-7	16	74	3,558	48.1	69	48	319	41.3	27	9	6	0


to punt, totaling 73 yards (36.5 gross avg.) with both pinning the Bills inside their own 20... **at Dallas (Nov. 23):** Appeared on eight special teams plays, but did not punt... Handled kickoffs and kicking duties after K Nick Novak exited with a back injury... Attempted the first kick of his career on a successful extra point in the third quarter, registering the first point of his career... **vs. Cleveland (Dec. 3):** Punted twice for 73 yards (36.5 gross avg.), pinning the Browns inside the 20 once on a punt downed by LB Nick Dzubnar at the four-yard line... **vs. Washington (Dec. 10):** Appeared on five special teams plays to punt, totaling 266 yards (53.2 gross avg.)... Posted a net average of 46.2... Pinned the Redskins inside their own 20-yard line twice... **at Kansas City (Dec. 16):** Punted three times for 149 yards (49.7 gross avg.), pinning the Chiefs inside the 20 twice... Registered a net average of 42.7 on three special teams snaps... **at New York Jets (Dec. 24):** Grossed 416 yards on nine punts (46.2 gross avg.), including two that pinned New York inside its own 20-yard line... Posted a net average of 42.9 yards-per-punt... **vs. Oakland (Dec. 31):** Punted twice for 63 yards (31.5 gross avg.), pinning the Raiders inside their own 20-yard line twice for a net average of 31.5 yards.



## DREW KASER NFL STATISTICS



Year	Team	GP	No.	— Gross —			— Opponent —			Net Avg.	In 20	TB	FC	Block
				Yards	Avg.	Lg	Ret	Yards						
2016	San Diego	16	59	2,731	46.3	69	33	282		39.8	18	5	10	0
2017	Los Angeles Chargers	16	74	3,558	48.1	69	48	319		41.3	27	9	6	0
<b>NFL Totals</b>		<b>32</b>	<b>133</b>	<b>6,289</b>	<b>47.3</b>	<b>69</b>	<b>81</b>	<b>601</b>		<b>40.7</b>	<b>45</b>	<b>14</b>	<b>16</b>	<b>0</b>



20

DESMOND KING

POSITION:

HEIGHT:

WEIGHT:

BORN:

COLLEGE:

HOMETOWN:

HIGH SCHOOL:

EXPERIENCE:

ACQUIRED:

CAREER GP/GS:

PLAYOFFS GP/GS:

Cornerback

5-10

200

December 14, 1994

Iowa

Detroit, Mich.


East English Village High


Rookie

Draft 5 — 2017

16/4

0/0





**2017:** Appeared in all 16 games, starting four of them as the nickel CB...Registered 71 tackles (61 solo), including four sacks and six tackles for loss...Posted a 90-yard pick-six on his first INT of his career...With four sacks, tied Rodney Harrison (1997, '98) for the second-most sacks by a defensive back in a single season in Chargers history...His four sacks tied for second among all NFL defensive backs and are the most by a rookie defensive back in team history...Part of a defensive unit that ranked tied for fifth in the NFL with 43 sacks...Was one of five defenders in 2017 (Carlos Dunlap, Cameron Jordan, Ryan Kerrigan and John Simon) to post a pick-six and three-plus sacks...Broke up six passes, including one that resulted in an INT by S Adrian Phillips...Member of a defensive backfield that allowed just one 100-yard receiver in 2017, joining Arizona, Jacksonville and Minnesota as the only teams to do so...Part of the only secondary to not allow more than 245 gross passing yards in a game during the first seven weeks of the season...Posted seven special teams tackles on kickoff coverage, pinning opponents inside the 20-yard line once...Registered 17 kickoff returns for 353 yards (20.8 avg.) and a two-yard punt return...**Awards:** Pro Football Journal Second-Team All-Pro...Pro Football Journal Second-Team All-Rookie...**at Denver (Sept. 11):** Made his NFL debut, appearing on three defensive snaps and nine special teams plays...Broke up a pass from QB Trevor Siemian intended for WR Bennie Fowler that ended up being intercepted by S Adrian Phillips...**vs. Miami (Sept. 17):** Started first game of his career as the nickel CB, playing 56 defensive snaps as well as 13 on special teams...Registered five tackles (four solo), including a tackle for loss...Dropped WR Jarvis Landry for a seven-yard loss on an end-around run in the first quarter...Added a special teams tackle on kickoff coverage...Returned a kickoff 17 yards...**vs. Kansas City (Sept. 24):** Started as the nickel CB, seeing action on 33 defensive snaps and seven on special teams...Posted three solo tackles and a tackle for loss...Returned three kickoffs for 67 yards (21.3 avg.)...**vs. Philadelphia (Oct. 1):** Registered three solo tackles and a pass defended...Appeared on 62 defensive plays and one on special teams...**at New York Giants (Oct. 8):** Saw action on 48 defensive snaps and 12 on special teams...Totaled two tackles (one solo) and two kick returns for 37 yards (18.5 avg.)...**at Oakland (Oct. 15):** Made four solo tackles...Appeared on 38 plays on defense and 11 on special teams...Posted a 20-yard kick return...**vs. Denver (Oct. 22):** Registered a then-career-high five solo tackles, seeing action on 47 defensive plays and 12 on special teams...**at New England (Oct. 29):** Started the third game of his career as the nickel CB, finishing with four solo tackles, the first sack of his career, a tackle for loss and a pass defended...Broke up a third down pass at the end of the first half from QB Tom Brady intended for WR Danny Amendola in the middle of the field to force a New England field goal...In the third quarter, sacked Brady for zero yards, registering the first sack of his career...Added a special

## 2017, LOS ANGELES CHARGERS

Date	Opp.	Res.	Games		Tot	So	Tackles			Yd	TFL	Interceptions				Fumbles		
			P/S				As	Sk	No.			Yd	Lg	TD	PD	FF	FR	
09/11	at Den	L	1/0		0	0	0	0	0	0	0	0	0	-	0	1	0	0
09/17	Mia	L	1/1		5	4	1	0	0	0	1	0	0	-	0	0	0	0
09/24	KC	L	1/1		3	3	0	0	0	0	1	0	0	-	0	0	0	0
10/01	Phi	L	1/0		3	3	0	0	0	0	0	0	0	-	0	1	0	0
10/08	at NYG	W	1/0		2	1	1	0	0	0	0	0	0	-	0	0	0	0
10/15	at Oak	W	1/0		4	4	0	0	0	0	0	0	0	-	0	0	0	0
10/22	Den	W	1/0		5	5	0	0	0	0	0	0	0	-	0	0	0	0
10/29	at NE	L	1/1		4	4	0	1.0	0	0	1	0	0	-	0	1	0	0
11/12	at Jax	L (OT)	1/0		5	5	0	1.0	0	0	0	0	0	-	0	0	0	0
11/19	Buf	W	1/0		2	2	0	0	0	0	0	0	0	-	0	1	0	0
11/23	at Dal	W	1/0		3	3	0	0	0	0	0	1	90	90t	1	1	0	0
12/03	Cle	W	1/0		6	6	0	1.0	5	2	0	0	0	-	0	0	0	0
12/10	Was	W	1/1		10	7	3	1.0	6	1	0	0	0	-	0	1	0	0
12/16	at KC	L	1/0		5	4	1	0	0	0	0	0	0	-	0	0	0	0
12/24	at NYJ	W	1/0		5	3	2	0	0	0	0	0	0	-	0	0	0	0
12/31	Oak	W	1/0		9	7	2	0	0	0	0	0	0	-	0	0	0	0
'17 TOTALS			9-7	16/4	71	61	10	4.0	11	6	1	90	90t	1	6	0	0	0

teams tackle on kickoff coverage...Played 58 defensive snaps and eight on special teams...**at Jacksonville (Nov. 12):** Posted five solo tackles, including a sack...Chased down QB Blake Bortles for a zero-yard sack in the third quarter...Added a special teams tackle on kickoff coverage...Played 47 defensive snaps and 19 on special teams...**vs. Buffalo (Nov. 19):** Appeared on 49 defensive plays and 18 on special teams...Posted two solo tackles, a pass defended and a special teams tackle...Returned a kickoff for 16 yards and a punt for two yards...**at Dallas (Nov. 23):** Registered three solo tackles, a 90-yard pick-six on his first INT of his career and two special teams tackles on kickoff coverage...Jumped in front of a fourth quarter pass from QB Dak Prescott intended for WR Cole Beasley in the left flat and returned it 90 yards for a TD...Became the fifth player of 2017 (Carlos Dunlap, Cameron Jordan, Ryan Kerrigan and John Simon) to post a pick-six and multiple sacks on the year...**vs. Cleveland (Dec. 3):** Posted a then-career-high six solo tackles, including two tackles for loss and a five-yard sack...Came off the edge untouched past T Shon Coleman to bring down QB DeShone Kizer for his third sack of the season, which tied Martin Bayless (1990) for the fifth-most sacks by a defensive back in a single season in Chargers history...Returned three kickoffs for 82 yards (27.3 avg.), including a career-long, 44-yard return...**vs. Washington (Dec. 10):** Started as the nickel CB, setting a career high with 10 tackles (seven solo) while adding a six-yard sack, a tackle for loss and a pass defended...His sack tied Rodney Harrison (1997, '98) for the second-most sacks by a defensive back in a single season in Chargers history...Broke up a pass from QB Kirk Cousins to TE Vernon Davis by putting his helmet on the football as Davis tried to corral the pass...On third down in the third quarter, sprinted untouched by T Trent Williams before spinning Cousins to the ground for the sack...**at Kansas City (Dec. 16):** Registered five tackles (four solo) on 61 defensive snaps...Played 13 snaps on special teams, adding a tackle in the third phase on kickoff coverage...**at New York Jets (Dec. 24):** Surpassed 60 career tackles, posting five tackles (three solo) while seeing action on 39 plays on defense and 14 on special teams...**vs. Oakland (Dec. 31):** Finished with nine tackles (seven solo), totaling 36 defensive snaps and 12 on special teams.



## DESMOND KING NFL STATISTICS



Year	Team	GP	GS	— Tackles —					TFL		— Interceptions —					— Fumbles —				ST Tackles
				Total	Solo	Asst	Sacks	Yds			No.	Yds	Lg	TD	PD	FF	FR	Yds		
2017	Los Angeles Chargers	16	4	71	61	10	4.0	11	6		1	90	90t	1	6	0	0	0	7	

Year	Team	No.	— Kickoff Returns —				TD		— Punt Returns —				— Total Return —		
			Yds	Avg.	Lg				No.	FC	Yds	Avg.	Lg	TD	Yards
2017	Los Angeles Chargers	17	353	20.8	44		0		1	1	2	2.0	2	0	355



# 94 COREY LIUGET

**POSITION:** Defensive Tackle  
**HEIGHT:** 6-2  
**WEIGHT:** 300  
**BORN:** March 18, 1990  
**COLLEGE:** Illinois  
**HOMETOWN:** Miami, Fla.  
**HIGH SCHOOL:** Hialeah (Fla.) High  
**EXPERIENCE:** 7th Year (7th Chargers)  
**ACQUIRED:** Draft 1 — 2011  
**CAREER GP/GS:** 102/100  
**PLAYOFFS GP/GS:** 2/2



**2017:** Started 12 games and was inactive in four due to injury, posting 36 tackles (19 solo), including 1.5 sacks and 6.5 tackles for loss...Registered three passes defended and a forced fumble...Part of a defensive unit that ranked tied for fifth in the NFL with 43 sacks...**at Denver (Sept. 11):** Opened the game at DT, registering three tackles (one solo) on 48 defensive snaps and five on special teams...**vs. Miami (Sept. 17):** Made his 90th-consecutive regular-season start...Appeared on 32 plays on defense, posting a solo tackle and a pass defended...**vs. Kansas City (Sept. 24):** Played 20 defensive snaps after starting at DT...Made three tackles (two solo)...Forced a third down fumble of RB Charcandrick West early in the fourth quarter to force a Kansas City punt...**vs. Philadelphia (Oct. 1):** Registered four tackles (three solo)...Opened the game at DT...Contributed on 50 defensive plays...**at New York Giants (Oct. 8):** Started at DT, seeing action on 45 plays on defense...Posted three tackles (two solo) and two passes defended...Tipped a pass at the line of scrimmage late in the fourth quarter that ended up in the hands of S Tre Boston for an INT, sealing the victory...**at Oakland (Oct. 15):** Posted four tackles (three solo), including two tackles for loss...Early in the second quarter, burst between C Rodney Hudson and G Kelechi Osemele to blow up a run by RB DeAndre Washington in the backfield for a six-yard loss...Saw action on 21 defensive snaps after starting at DT...**vs. Denver (Oct. 22):** Inactive (back)...**at New England (Oct. 29):** Returned to action after missing a week with a back injury...Started at DT for the 95th start of his career, seeing action on 46 plays on defense and seven on special teams...Finished with a season-high five tackles (two solo)...**at Jacksonville (Nov. 12):** Started at DT, seeing action on 47 plays on defense and four on special teams...Assisted on three tackles...**vs. Buffalo (Nov. 19):** Started at DT, totaling three tackles (two solo), including two tackles for loss...Contributed on 28 plays

## 2017, LOS ANGELES CHARGERS

Date	Opp.	Res.	Games		Tackles					Interceptions					Fumbles			
			P/S		Tot	So	As	Sk	Yd	TFL	No.	Yd	Lg	TD	PD	FF	FR	
09/11	at Den	L	1/1		3	1	2	0	0	0	0	0	0	-	0	0	0	
09/17	Mia	L	1/1		1	1	0	0	0	0	1	0	0	-	0	1	0	
09/24	KC	L	1/1		3	2	1	0	0	0	0	0	0	-	0	0	1	
10/01	Phi	L	1/1		4	3	1	0	0	0	0	0	0	-	0	0	0	
10/08	at NYG	W	1/1		3	2	1	0	0	0	0	0	0	-	0	2	0	
10/15	at Oak	W	1/1		4	3	1	0	0	0	2	0	0	-	0	0	0	
10/22	Den	W	0/0		— Inactive —													
10/29	at NE	L	1/1		5	2	3	0	0	0	0	0	0	-	0	0	0	
11/12	at Jax	L (OT)	1/1		3	0	3	0	0	0	0	0	0	-	0	0	0	
11/19	Buf	W	1/1		3	2	1	0	0	0	2	0	0	-	0	0	0	
11/23	at Dal	W	1/1		3	1	2	1.0	4	1		0	0	-	0	0	0	
12/03	Cle	W	0/0		— Inactive —													
12/10	Was	W	1/1		3	1	2	0.5	4.5	0.5		0	0	-	0	0	0	
12/16	at KC	L	1/1		1	1	0	0	0	0		0	0	-	0	0	0	
12/24	at NYJ	W	0/0		— Inactive —													
12/31	Oak	W	0/0		— Inactive —													
'17 TOTALS			9-7	12/12	36	19	17	1.5	8.5	6.5		0	0	—	0	3	1	0


on defense and four on special teams...**at Dallas (Nov. 23):** Appeared in the 100th game of his career, starting at DT and playing 28 snaps on defense...Posted three tackles (one solo), a four-yard sack and a tackle for loss...Took down QB Dak Prescott in the first quarter after he was forced to step up in the pocket by DE Joey Bosa and DE Melvin Ingram...Ran a stunt with Bosa in the third quarter to chase Prescott out of the pocket and force him to throw the ball out of bounds...**vs. Cleveland (Dec. 3):** Inactive (toe)...**vs. Washington (Dec. 10):** Returned from injury to start at DT and play 26 snaps on defense while adding two on special teams...Finished with three tackles (one solo) and a half-sack...On the sack, powered past G Arie Kouandjio before meeting DE Melvin Ingram in the backfield to bring down QB Kirk Cousins...**at Kansas City (Dec. 16):** Started at DT and played 22 defensive snaps and three on special teams before departing with a knee injury...It marked the 100th start of his career...Finished with a solo tackle...**at New York Jets (Dec. 24):** Inactive (knee).



## COREY LIUGET NFL STATISTICS



Year	Team	GP	GS	— Tackles —					Yds	TFL	— Interceptions —					— Fumbles —			ST Tackles
				Total	Solo	Asst	Sacks	Yds			No.	Yds	Lg	TD	PD	FF	FR	Yds	
2011	San Diego	15	13	26	18	8	1.0	3	5	0	0	—	0	3	1	1	0	0	0
2012	San Diego	16	16	61	42	19	7.0	56	15	0	0	—	0	9	1	1	0	0	0
2013	San Diego	16	16	50	37	13	5.5	36.5	10	0	0	—	0	4	0	0	0	0	0
2014	San Diego	16	16	65	52	13	4.5	29.5	19	0	0	—	0	2	2	2	0	0	0
2015	San Diego	11	11	35	28	7	3.0	14	7	0	0	—	0	0	0	0	0	0	0
2016	San Diego	16	16	64	32	32	0.0	0	12	0	0	—	0	3	0	1	0	0	0
2017	Los Angeles Chargers	12	12	36	19	17	1.5	8.5	6.5	0	0	—	0	3	1	0	0	0	0
<b>NFL Totals</b>		<b>102</b>	<b>100</b>	<b>337</b>	<b>228</b>	<b>109</b>	<b>22.5</b>	<b>147.5</b>	<b>74.5</b>	<b>0</b>	<b>0</b>	<b>—</b>	<b>0</b>	<b>24</b>	<b>5</b>	<b>5</b>	<b>0</b>	<b>0</b>	<b>0</b>
Year	Team	GP	GS	— Tackles —					Yds	TFL	— Interceptions —					— Fumbles —			ST Tackles
				Total	Solo	Asst	Sacks	Yds			No.	Yds	Lg	TD	PD	FF	FR	Yds	
2013	San Diego	2	2	10	7	3	1.0	1	3	0	0	—	0	0	0	0	0	0	0



29

CRAIG MAGER

POSITION:

Cornerback

HEIGHT:

5-11

WEIGHT:

200

BORN:

June 11, 1992

COLLEGE:

Texas State

HOMETOWN:

Luling, Texas

HIGH SCHOOL:

Luling (Texas) High

EXPERIENCE:

3rd Year (3rd Chargers)

ACQUIRED:



Draft 3 — 2015

CAREER GP/GS:

23/10

PLAYOFFS GP/GS:

0/0

**2017:** Opened the season on the practice squad after final roster reductions...Signed to active roster on Dec. 16...Played in two games and was inactive for one, seeing time primarily on special teams...**at Kansas City (Dec. 16):** Inactive (healthy scratch)...**at New York Jets (Dec. 24):** Appeared on 23 special teams plays and one on defense...**vs. Oakland (Dec. 31):** Saw action on 16 special teams snaps.


2017, LOS ANGELES CHARGERS																		
Date	Opp.	Res.	Games		Tackles							Interceptions					Fumbles	
			P/S		Tot	So	As	Sk	Yd	TFL	No.	Yd	Lg	TD	PD	FF	FR	
09/11	at Den	L	0/0		— Practice Squad —													
09/17	Mia	L	0/0		— Practice Squad —													
09/24	KC	L	0/0		— Practice Squad —													
10/01	Phi	L	0/0		— Practice Squad —													
10/08	at NYG	W	0/0		— Practice Squad —													
10/15	at Oak	W	0/0		— Practice Squad —													
10/22	Den	W	0/0		— Practice Squad —													
10/29	at NE	L	0/0		— Practice Squad —													
11/12	at Jax	L (OT)	0/0		— Practice Squad —													
11/19	Buf	W	0/0		— Practice Squad —													
11/23	at Dal	W	0/0		— Practice Squad —													
12/03	Cle	W	0/0		— Practice Squad —													
12/10	Was	W	0/0		— Practice Squad —													
12/16	at KC	L	0/0		— Inactive —													
12/24	at NYJ	W	1/0		0	0	0	0	0	0	0	0	0	-	0	0	0	0
12/31	Oak	W	1/0		0	0	0	0	0	0	0	0	0	-	0	0	0	0
'17 TOTALS			9-7	2/0	0	0	0	0	0	0	0	0	0	—	0	0	0	0



### CRAIG MAGER NFL STATISTICS



Year	Team	GP	GS	— Tackles —						— Interceptions —					— Fumbles —			
				Total	Solo	Asst	Sacks	Yds	TFL	No.	Yds	Lg	TD	PD	FF	FR	Yds	ST Tackles
2015	San Diego	10	2	11	10	1	0.0	0	0	0	0	—	0	2	0	0	0	0
2016	San Diego	11	8	29	19	10	0.0	0	1	1	8	8	0	4	0	1	0	1
2017	Los Angeles Chargers	2	0	0	0	0	0.0	0	0	0	0	—	0	0	0	0	0	0
NFL Totals		23	10	40	29	11	0.0	0	1	1	8	8	0	6	0	1	0	1



40

CHRIS MCCAIN

POSITION:

Defensive End

HEIGHT:

6-5

WEIGHT:

236

BORN:

November 21, 1991

COLLEGE:

California

HOMETOWN:

Greensboro, N.C.

HIGH SCHOOL:

Northern Guilford High

EXPERIENCE:

3rd Year (2nd Chargers)

ACQUIRED:


Free Agent — 2016


CAREER GP/GS:

35/0

PLAYOFFS GP/GS:

0/0






**2017:** Played in 15 games and was inactive for one, posting career highs with 28 tackles (20 solo), including six tackles for loss...With five sacks, more than tripled his career total coming into the season...Part of a defensive unit that ranked tied for fifth in the NFL with 43 sacks...**at Denver (Sept. 11):** Posted his first sack of the season, appearing on 20 defensive plays and four on special teams...Totaled two solo tackles...Registered his 10-yard sack on one of the final plays of the first half, speeding past T Menelik Watson to take down QB Trevor Siemian...**vs. Miami (Sept. 17):** Registered his second sack in as many weeks, a zero-yard takedown of QB Jay Cutler on third down in the fourth quarter to force a Miami field goal...Beat T Laremy Tunsil to flush Cutler to his right before chasing down the quarterback along the sideline...Totaled two tackles (one solo) on 18 defensive plays...**vs. Kansas City (Sept. 24):** Registered a sack for the third time in as many games...Powered through the heart of the Kansas City offensive line to drop QB Alex Smith in the second quarter on third down for a nine-yard loss, marking his fifth career sack...Posted two solo tackles and two tackles for loss...Saw action on 15 plays on defense and seven on special teams...**vs. Philadelphia (Oct. 1):** Posted his fourth tackle for loss on the season, tying a career high...Totaled three tackles (two solo) while playing on 20 defensive snaps and two on special teams...**at New York Giants (Oct. 8):** Registered a solo tackle on 11 defensive snaps and eight on special teams...**at Oakland (Oct. 15):** Appeared on 13 snaps on defense and 11 on special teams, totaling three tackles (two solo)...Quickly reacted to a shovel pass on third-and-two by QB Derek Carr to stop WR Cordarrelle Patterson short of the line-to-gain, forcing a Raiders punt...**vs. Denver (Oct. 22):** Registered career highs with six tackles (four solo), two sacks, two tackles for loss, a pass defended and two forced fumbles...The pass defended marked the first of his career...Forced fumbles on strip-sacks of QB Trevor Siemian...On the first, came off the left edge to flush Siemian to his right before forcing a fumble that would


2017, LOS ANGELES CHARGERS

Date	Opp.	Res.	Games		Tot	So	Tackles		Yd	TFL	Interceptions					Fumbles	
			P/S				As	Sk			No.	Yd	Lg	TD	PD	FF	FR
09/11	at Den	L	1/0		2	2	0	1.0	10	1	0	0	-	0	0	0	0
09/17	Mia	L	1/0		2	1	1	1.0	0	0	0	0	-	0	0	0	0
09/24	KC	L	1/0		2	2	0	1.0	9	2	0	0	-	0	0	0	0
10/01	Phi	L	1/0		3	2	1	0	0	1	0	0	-	0	0	0	0
10/08	at NYG	W	1/0		1	1	0	0	0	0	0	0	-	0	0	0	0
10/15	at Oak	W	1/0		3	2	1	0	0	0	0	0	-	0	0	0	0
10/22	Den	W	1/0		6	4	2	2.0	11	2	0	0	-	0	1	2	0
10/29	at NE	L	1/0		2	1	1	0	0	0	0	0	-	0	0	0	0
11/12	at Jax	L (OT)	1/0		0	0	0	0	0	0	0	0	-	0	0	0	0
11/19	Buf	W	0/0		Inactive —												
11/23	at Dal	W	1/0		1	0	1	0	0	0	0	0	-	0	0	0	0
12/03	Cle	W	1/0		2	1	1	0	0	0	0	0	-	0	0	0	0
12/10	Was	W	1/0		2	2	0	0	0	0	0	0	-	0	0	0	0
12/16	at KC	L	1/0		1	1	0	0	0	0	0	0	-	0	0	0	0
12/24	at NYJ	W	1/0		1	1	0	0	0	0	0	0	-	0	0	0	0
12/31	Oak	W	1/0		0	0	0	0	0	0	0	0	-	0	0	0	0
'17 TOTALS			9-7	15/0	28	20	8	5.0	30	6	0	0	—	0	1	2	0

be recovered by NT Damion Square...Sped past T Allen Barbre in the fourth quarter to register his second strip-sack of Siemian...Appeared on 23 defensive plays and 10 on special teams...**at New England (Oct. 29):** Posted two tackles (one solo) while seeing action on 16 defensive plays and 14 on special teams...**at Jacksonville (Nov. 12):** Participated on 16 snaps on defense and 12 on special teams...**vs. Buffalo (Nov. 19):** Inactive (quadricep)...**at Dallas (Nov. 23):** Assisted on a tackle in his first game returning from injury, participating on 13 defensive snaps and eight on special teams...**vs. Cleveland (Dec. 3):** Posted two tackles (one solo) after appearing on 18 defensive snaps and three on special teams...**vs. Washington (Dec. 10):** Played 18 snaps on defense and nine on special teams, posting two solo tackles and a special teams tackle on kickoff coverage...**at Kansas City (Dec. 16):** Posted a solo tackle, appearing on 11 defensive plays and 10 on special teams...**at New York Jets (Dec. 24):** Appeared on 17 plays on defense and four on special teams, finishing with a solo tackle...**vs. Oakland (Dec. 31):** Played 12 snaps on defense and 11 on special teams.



CHRIS MCCAIN NFL STATISTICS



Year	Team	GP	GS	— Tackles —			Sacks	Yds	TFL	— Interceptions —					— Fumbles —		
				Total	Solo	Asst				No.	Yds	Lg	TD	PD	FF	FR	ST Tackles
2014	Miami	10	0	4	4	0	1.0	9	4	0	0	—	0	0	0	0	1
2015	Miami	8	0	2	2	0	1.0	7	1	0	0	—	0	0	1	0	0
2016	New Orleans	2	0	0	0	0	0.0	0	0	0	0	—	0	0	0	0	1
2017	Los Angeles Chargers	15	0	28	20	8	5.0	30	6	0	0	—	0	1	2	0	1
NFL Totals		35	0	34	26	8	7.0	46	11	0	0	—	0	1	3	0	3



84

SEAN McGRATH

POSITION:

HEIGHT:

WEIGHT:

BORN:

COLLEGE:

HOMETOWN:

HIGH SCHOOL:

EXPERIENCE:

ACQUIRED:

CAREER GP/GS:

PLAYOFFS GP/GS:

Tight End

6-5

259

December 3, 1987

Henderson State (Ark.)

Mundelein, Ill.

Carmel Catholic High

3rd Year (3rd Chargers)

Free Agent — 2015

49/20

3/0






**2017:** Appeared in 15 games with six starts after being inactive for the season opener with a knee injury...Posted four catches for 46 yards (11.5 avg.) and added three special teams tackles...**at Denver (Sept. 11):** Inactive (knee)...**vs. Miami (Sept. 17):** Played on five offensive snaps, catching one pass for 10 yards...**vs. Kansas City (Sept. 24):** Started as the second TE, seeing action on 10 plays on offense and eight on special teams...**vs. Philadelphia (Oct. 1):** Started the 16th game of his career as the second TE and appeared on six offensive snaps and 11 on special teams...**at New York Giants (Oct. 8):** Started as the second TE, appearing on 20 offensive plays and nine on special teams...**at Oakland (Oct. 15):** Saw action on 25 offensive snaps and 11 on special teams...**vs. Denver (Oct. 22):** Opened the game as the second TE, playing on 23 offensive snaps and 12 on special teams...It marked the 40th game played of his career...**at New England (Oct. 29):** Registered five offensive snaps and 13 on special teams...**at Jacksonville (Nov. 12):** Appeared on 18 plays on offense and 18 on special teams...**vs. Buffalo (Nov. 19):** Registered a 10-yard reception, marking the 30th catch of his career...Appeared on 15 offensive plays and 16 on special teams...**at Dallas (Nov. 23):** Saw action on seven offensive plays and eight on special teams...**vs. Cleveland (Dec. 3):** Appeared on five offensive plays and 11 on special teams, posting a special teams tackle on punt coverage...**vs. Washington (Dec. 10):** Appeared on 17 snaps on offense and 13 on special teams...**at Kansas City (Dec. 16):** Started as the second TE, totaling 13 plays on offense and 12

2017, LOS ANGELES CHARGERS

Date	Opp.	Res.	Games		No.	Receiving				Lg	TD	Rushing					Total Off.		
			P/S	Yds		Avg.	Att	Yds	Avg.			Lg	TD						
09/11	at Den	L	0/0	— Inactive —															
09/17	Mia	L	1/0	1	10	10.0	10	0	0	0	0	0	-	-	0	10			
09/24	KC	L	1/1	0	0	-	-	0	0	0	0	0	-	-	0	0			
10/01	Phi	L	1/1	0	0	-	-	0	0	0	0	0	-	-	0	0			
10/08	at NYG	W	1/1	0	0	-	-	0	0	0	0	0	-	-	0	0			
10/15	at Oak	W	1/0	0	0	-	-	0	0	0	0	0	-	-	0	0			
10/22	Den	W	1/1	0	0	-	-	0	0	0	0	0	-	-	0	0			
10/29	at NE	L	1/0	0	0	-	-	0	0	0	0	0	-	-	0	0			
11/12	at Jax	L (OT)	1/0	0	0	-	-	0	0	0	0	0	-	-	0	0			
11/19	Buf	W	1/0	1	10	10.0	10	0	0	0	0	0	-	-	0	10			
11/23	at Dal	W	1/0	0	0	-	-	0	0	0	0	0	-	-	0	0			
12/03	Cle	W	1/0	0	0	-	-	0	0	0	0	0	-	-	0	0			
12/10	Was	W	1/0	0	0	-	-	0	0	0	0	0	-	-	0	0			
12/16	at KC	L	1/1	0	0	-	-	0	0	0	0	0	-	-	0	0			
12/24	at NYJ	W	1/1	2	26	13.0	23	0	0	0	0	0	-	-	0	26			
12/31	Oak	W	1/0	0	0	-	-	0	0	0	0	0	-	-	0	0			
'17 TOTALS				9-7	15/6	4	46	11.5	23	0	0	0	0	—	—	0	46		

on special teams...Posted a special teams tackle on punt coverage, pinning the Chiefs inside their 20 to start the ensuing drive...**at New York Jets (Dec. 24):** Started at TE for the 20th time in his career, playing 28 snaps on offense and 15 on special teams...Finished with two catches for 26 yards (13.0 avg.), including a 23-yard reception that set up the game-winning TD run by RB Melvin Gordon in the third quarter...Ran a flag-route to get behind S Jamal Adams, hauling in the 23-yard pass at the two-yard line...Added a special teams tackle on punt coverage...**vs. Oakland (Dec. 31):** Played 22 snaps on offense and 11 on special teams.



SEAN McGRATH NFL STATISTICS


Year	Team	GP	GS	Receiving					Rushing					Scrimmage	
				No.	Yds	Avg.	Lg	TD	Att	Yds	Avg.	Lg	TD	Yards	
2012	Seattle	2	0	0	0	—	—	0	0	0	—	—	0	0	
2013	Kansas City	16	9	26	302	11.6	25	2	0	0	—	—	0	302	
2016	San Diego	16	5	2	25	12.5	13	0	0	0	—	—	0	25	
2017	Los Angeles Chargers	15	6	4	46	11.5	23	0	0	0	—	—	0	46	
NFL Totals		49	20	32	373	11.7	25	2	0	0	—	—	0	373	
PLAYOFFS															
Year	Team	GP	GS	No.	Yds	Avg.	Lg	TD	Att	Yds	Avg.	Lg	TD	Yards	
2012	Seattle	2	0	0	0	—	—	0	0	0	—	—	0	0	
2013	Kansas City	1	0	0	0	—	—	0	0	0	—	—	0	0	
NFL Totals		3	0	0	0	—	—	0	0	0	—	—	0	0	

# 92 BRANDON MEBANE



**POSITION:** Nose Tackle  
**HEIGHT:** 6-1  
**WEIGHT:** 311  
**BORN:** January 15, 1985  
**COLLEGE:** California  
**HOMETOWN:** Los Angeles, Calif.  
**HIGH SCHOOL:** Crenshaw High  
**EXPERIENCE:** 11th Year (2nd Chargers)  
**ACQUIRED:** UFA (Seattle) — 2016  
**CAREER GP/GS:** 157/151  
**PLAYOFFS GP/GS:** 11/9



**2017:** Started all 16 contests, totaling 57 tackles (22 solo)... Surpassed 400 career tackles and 145 career games played in the first quarter of the season... Appeared in the 150th game of his career against Jacksonville... Started the 150th game of his career in the contest at the Jets... **Awards:** Ed Block Courage Award... **at Denver (Sept. 11):** Started at NT, appearing on 46 defensive plays and five on special teams... Registered six tackles (four solo)... **vs. Miami (Sept. 17):** Posted an assisted tackle and played 35 snaps on defense after opening the game at NT... **vs. Kansas City (Sept. 24):** Started at NT, totaling five tackles (three solo) on 35 defensive snaps... **vs. Philadelphia (Oct. 1):** Posted six tackles (three solo) to reach 400 career tackles... Started at NT, seeing action on 48 defensive plays... It marked his 145th career game played... **at New York Giants (Oct. 8):** Participated on 35 defensive snaps after starting at NT... Totaled five tackles (three solo) and a tackle for loss... **at Oakland (Oct. 15):** Started at NT, seeing action on 33 defensive plays and one on special teams... Registered five tackles (four solo)... Early in the third quarter, penetrated the Oakland offensive line on second-and-two to force RB DeAndre Washington to turn into a tackle by ILB Hayes Pullard... **vs. Denver (Oct. 22):** Played 27 snaps on defense after starting at NT, registering two assisted tackles... **at New England (Oct. 29):** Started at NT, playing on 47 defensive snaps... Assisted on a tackle... **at Jacksonville (Nov. 12):** Appeared in game No. 150 for his career, starting at NT and playing 41 defensive snaps... Finished with four assisted tackles... **vs. Buffalo (Nov. 19):** Opened the game at NT for his 145th career start... Assisted on a tackle, seeing action on 25 defensive plays... **at Dallas (Nov. 23):** Appeared on 25 defensive plays after starting at NT... Assisted

## 2017, LOS ANGELES CHARGERS

Date	Opp.	Res.	Games		Tot	So	Tackles		Yd	TFL	Interceptions				Fumbles	
			P/S	P/S			As	Sk			No.	Yd	Lg	TD	FF	FR
09/11	at Den	L	1/1	1/1	6	4	2	0	0	0	0	0	-	0	0	0
09/17	Mia	L	1/1	1/1	1	0	1	0	0	0	0	0	-	0	0	0
09/24	KC	L	1/1	1/1	5	3	2	0	0	0	0	0	-	0	0	0
10/01	Phi	L	1/1	1/1	6	3	3	0	0	0	0	0	-	0	0	0
10/08	at NYG	W	1/1	1/1	5	3	2	0	0	1	0	0	-	0	0	0
10/15	at Oak	W	1/1	1/1	5	4	1	0	0	0	0	0	-	0	0	0
10/22	Den	W	1/1	1/1	2	0	2	0	0	0	0	0	-	0	0	0
10/29	at NE	L	1/1	1/1	1	0	1	0	0	0	0	0	-	0	0	0
11/12	at Jax	L (OT)	1/1	1/1	4	0	4	0	0	0	0	0	-	0	0	0
11/19	Buf	W	1/1	1/1	2	0	2	0	0	0	0	0	-	0	0	0
11/23	at Dal	W	1/1	1/1	3	0	3	0	0	0	0	0	-	0	0	0
12/03	Cle	W	1/1	1/1	2	1	1	0	0	0	0	0	-	0	0	0
12/10	Was	W	1/1	1/1	3	1	2	0	0	0	0	0	-	0	0	0
12/16	at KC	L	1/1	1/1	6	1	5	0	0	0	0	0	-	0	0	0
12/24	at NYJ	W	1/1	1/1	5	2	3	0	0	1	0	0	-	0	0	0
12/31	Oak	W	1/1	1/1	1	0	1	0	0	0	0	0	-	0	0	0
'17 TOTALS			9-7	16/16	57	22	35	0	0	2	0	0	-	0	0	0

on three tackles... Early in the second quarter, forced QB Dak Prescott to step up in the pocket and scramble before DT Tenny Palepoi brought him down for a sack... **vs. Cleveland (Dec. 3):** Started at NT and played 34 defensive snaps, posting two tackles (one solo)... **vs. Washington (Dec. 10):** Totaled three tackles (one solo)... Burst through the line into the Washington backfield and chased down RB Samaje Perine to combine with S Adrian Phillips for a tackle... Started at NT and played 25 snaps on defense... **at Kansas City (Dec. 16):** Tied a season high with six tackles (one solo)... Appeared in the 155th game of his career, starting at NT and playing 33 snaps on defense... Added five plays on special teams... **at New York Jets (Dec. 24):** Registered start No. 150 of his career, opening the game at NT... Played 24 snaps on defense, posting five tackles (two solo) and a tackle for loss... **vs. Oakland (Dec. 31):** Assisted on a tackle, seeing action on 27 defensive plays.

## BRANDON MEBANE NFL STATISTICS

Year	Team	GP	GS	— Tackles —				Yds	TFL	— Interceptions —					— Fumbles —			ST Tackles
				Total	Solo	Asst	Sacks			No.	Yds	Lg	TD	PD	FF	FR	Yds	
2007	Seattle	16	10	29	23	6	2.0	11	0	0	0	—	0	0	0	1	0	0
2008	Seattle	16	16	39	31	8	5.5	24	9	0	0	—	0	1	2	0	0	0
2009	Seattle	15	15	49	41	8	1.5	9.5	8	0	0	—	0	0	0	0	0	0
2010	Seattle	12	12	31	19	12	1.0	7	7	0	0	—	0	2	0	0	0	0
2011	Seattle	16	16	56	40	16	0.0	0	7	0	0	—	0	1	0	0	0	0
2012	Seattle	16	16	56	31	25	3.0	22	4	0	0	—	0	3	0	1	0	0
2013	Seattle	16	16	45	21	24	0.0	0	6	0	0	—	0	1	0	1	0	0
2014	Seattle	9	9	20	11	9	1.0	9	5	0	0	—	0	0	0	0	0	0
2015	Seattle	15	15	24	14	10	1.5	12.5	2	0	0	—	0	0	0	0	0	0
2016	San Diego	10	10	35	19	16	1.0	10	4	1	5	5	0	1	0	0	0	0
2017	Los Angeles Chargers	16	16	57	22	35	0.0	0	2	0	0	—	0	0	0	0	0	0
NFL Totals		157	151	441	272	169	16.5	105	54	1	5	5	0	9	2	3	0	0
Year	Team	GP	GS	— Tackles —				Yds	TFL	— Interceptions —					— Fumbles —			ST Tackles
				Total	Solo	Asst	Sk			No.	Yds	Lg	TD	PD	FF	FR	Yds	
2007	Seattle	2	2	6	4	2	0.0	0	0	0	0	—	0	0	0	0	0	0
2010	Seattle	2	2	9	8	1	0.0	0	2	0	0	—	0	0	0	0	0	0
2012	Seattle	2	2	9	5	4	0.0	0	0	0	0	—	0	0	0	0	0	0
2013	Seattle	3	2	8	5	3	0.0	0	1	0	0	—	0	0	0	0	0	0
2014	Seattle	2	1	5	3	2	0.0	0	0	0	0	—	0	0	0	0	0	0
NFL Totals		11	9	37	25	12	0.0	0	3	0	0	—	0	0	0	0	0	0



9

# NICK NOVAK

**POSITION:** Kicker  
**HEIGHT:** 6-0  
**WEIGHT:** 200  
**BORN:** August 21, 1981  
**COLLEGE:** Maryland  
**HOMETOWN:** Charlottesville, Va.  
**HIGH SCHOOL:** Albemarle High  
**EXPERIENCE:** 10th Year (5th Chargers)  
**ACQUIRED:** Free Agent — 2017  
**CAREER GP:** 118  
**PLAYOFFS GP:** 5



**2017:** Began the season with Houston before being released during final roster reductions...Signed by Los Angeles Chargers on Oct. 5...Made nine field goals, bringing his career total to 182 successful attempts...In his third game, reached 775 career points...With four made field goals inside of 30 yards, has successfully converted all 63 career attempts from 29 yards or closer...Nailed a 32-yard, game-winning field goal as time expired in the first matchup with the Raiders...Eclipsed 800 career points and passed Hall of Fame WR Lance Alworth (500) for the sixth-most points in team history, bringing his total as a Charger to 503...Placed on injured reserve on Dec. 2...**at New York Giants (Oct. 8):** Successfully converted on two field goals (20 and 31 yards), bringing his career total to 175...Made three extra point attempts, the first marking the 240th successful PAT of his career...Surpassed 760 points for his career...**at Oakland (Oct. 15):** Made both extra point attempts...Made

a 32-yard field goal as time expired to give Los Angeles a 17-16 victory...**vs. Denver (Oct. 22):** Converted all three extra point attempts, marking 775 career points...**at New England (Oct. 29):** Saw action on six special teams plays and made an extra point...**at Jacksonville (Nov. 12):** Successfully kicked both extra point attempts and a field goal to register five points, marking 250 made extra points for his career...**vs. Buffalo (Nov. 19):** Appeared on 21 special teams plays, converting four-of-five field goal attempts and all six extra point attempts while handling all kickoff duties...The 18 points marked a single-game career high, passing his previous mark of 17 points at Denver on Oct. 9, 2011...Eclipsed 180 made field goals for his career and 40 points for the season...**at Dallas (Nov. 23):** Made a field goal and appeared on four special teams plays before exiting with a back injury...The field goal brought him past 800 career points and to 503 as a Charger, moving into sole possession of No. 6 on the Chargers all-time scoring list, breaking a tie with Hall of Fame WR Lance Alworth (500).

## NICK NOVAK NFL STATISTICS

Year	Team	GP	— Field Goals —					— PAT —				— Total — Points
			FG	FGA	Pct.	Lg	Blk	XP	XPA	Pct	Block	
2005	Washington	5	5	7	71.4	40	2	15	15	100.0	0	30
2005	Arizona	5	3	3	100.0	35	0	0	0	0.0	0	9
2006	Washington	6	5	10	50.0	47	0	10	10	100.0	0	25
2008	Kansas City	6	6	10	60.0	43	0	7	7	100.0	0	25
2011	San Diego	15	27	34	79.4	53	0	41	42	97.6	1	122
2012	San Diego	13	18	20	90.0	51	0	33	33	100.0	0	87
2013	San Diego	16	34	37	91.9	50	2	42	42	100.0	0	144
2014	San Diego	16	22	26	84.6	52	1	40	40	100.0	0	106
2015	Houston	13	18	21	85.7	51	0	29	31	93.5	0	83
2016	Houston	16	35	41	85.4	53	0	22	25	88.0	1	127
2017	Los Angeles Chargers	7	9	13	69.2	50	0	17	18	94.4	0	44
<b>NFL Totals</b>			<b>182</b>	<b>222</b>	<b>82.0</b>	<b>53</b>	<b>5</b>	<b>256</b>	<b>263</b>	<b>97.3</b>	<b>2</b>	<b>802</b>
Year	Team	GP	— Field Goals —					— PAT —				— Total — Points
			FG	FGA	Pct.	Lg	Blk	XP	XPA	Pct	Block	
2013	San Diego	2	3	4	75.0	30	0	5	5	100.0	0	14
2015	Houston	1	0	0	0.0	—	0	0	0	0.0	0	0
2016	Houston	2	5	5	100.0	50	0	4	4	100.0	0	19
<b>Postseason Totals</b>			<b>8</b>	<b>9</b>	<b>88.9</b>	<b>50</b>	<b>0</b>	<b>9</b>	<b>9</b>	<b>100.0</b>	<b>0</b>	<b>33</b>



# 76 RUSSELL OKUNG

**POSITION:** Tackle  
**HEIGHT:** 6-5  
**WEIGHT:** 310  
**BORN:** October 7, 1988  
**COLLEGE:** Oklahoma State  
**HOMETOWN:** Fort Bend, Texas  
**HIGH SCHOOL:** George Bush High  
**EXPERIENCE:** 8th Year (1st Chargers)  
**ACQUIRED:** Free Agent — 2017  
**CAREER GP/GS:** 103/103  
**PLAYOFFS GP/GS:** 12/12





**2017:** Selected to his second Pro Bowl, replacing Oakland T Donald Penn after initially being named as an alternate...Started 15 games at LT, bringing his career games played/started to 103, and was inactive for another with a groin injury...Appeared in and started the 100th game of his career in the win vs. Cleveland...Bookends a line that kept QB Philip Rivers upright to throw for 4,515 yards and 28 TDs with 10 INTs on 360-of-575 passing (96.0 passer rating)...Part of a unit that allowed Rivers time to post seven games with a passer rating above 105 and nine games above 100, including one game with a passer rating of 149.1 (third highest of career)...Blocked for Rivers to reach 342 career passing TDs, tying Hall of Fame QB Fran Tarkenton for sixth in NFL history...Provided time for Rivers to reach 50,000 career regular-season passing yards, finishing the season ranked ninth on the all-time passing yards list with 50,348...Allowed protection for Rivers to finish the year with 4,171 completions, good for seventh on the all-time completions list...Blocked for RB Melvin Gordon to rush for 1,105 yards and eight TDs on 284 attempts (3.9 avg.) for his first 1,000-yard rushing season...Member of an offensive line that allowed the fewest sacks in the NFL (18)...Appeared on 927 of 1,064 offensive snaps...Contributed on 58 special teams plays...**Awards:** Pro Bowl Selection (Second)...**at Denver (Sept. 11):** Opened the game at LT, playing all 59 offensive snaps...Marked the seventh-consecutive season that he started the season opener at left tackle...Part of a line that allowed one sack against a Denver defense that posted a league-high 94 sacks over the previous two seasons (2015-16)...Allowed time for QB Philip Rivers to throw for three TDs, the 49th game of his career with three-plus TD passes...**vs. Miami (Sept. 17):** Started the 90th game of his career at LT, seeing action on 58 plays on offense...Protected QB Philip Rivers as he threw for 331 yards and a TD on 31-of-39 passing (110.6 passer rating)...Rivers' 79.5 completion percentage was his highest since posting a percentage of 82.9 vs. Detroit to open the 2015 season (Sept. 13, 2015)...Had a key block on LB Kiko Alonso that allowed RB Brandon Oliver to break free for a 26-yard rush in the second quarter...**vs. Kansas City (Sept. 24):** Appeared on 73 offensive snaps after opening the game at LT...Blocked DE Alvin Bailey to spring RB Melvin Gordon free on a 14-yard run in the first quarter...**vs. Philadelphia (Oct. 1):** Started at LT and played on 57 offensive snaps...Provided protection for QB Philip Rivers to complete 22-of-38 pass attempts for 347 yards and two TDs (105.9 passer rating), his second 300-yard performance of the season and 53rd of his career...**at New York Giants (Oct. 8):** Started at LT, appearing on all 78 offensive snaps...Helped block for RB Melvin Gordon to post 105 rushing yards on 20 attempts (5.3 avg.), and register 58 receiving yards and two TDs on a game-high six catches (9.7 avg.)...Part of a unit that did not allow a sack on the day, allowing QB Philip Rivers time to throw for 258 yards and three TDs, marking his second three-TD performance of the season and 50th of his career...Protected Rivers to surpass 47,000 career yards and move ahead of Hall of Fame QB Fran Tarkenton to rank 10th for the most passing yards in league annals...**at Oakland (Oct. 15):** Started at LT, playing all 65

snaps on offense...Opened holes for RB Melvin Gordon to post his second-consecutive game with 150-plus yards from scrimmage...Part of a unit that allowed one sack, keeping QB Philip Rivers upright to complete 25-of-36 passes for 268 yards and a TD (100.2 passer rating)...It marked Rivers' third game of the season with a passer rating above 100...**vs. Denver (Oct. 22):** Appeared on all 58 offensive snaps after opening the game at LT, marking the 95th start of his career...Provided time for QB Philip Rivers to post 183 yards and two TDs on 15-of-26 passing (105.1 passer rating) for the quarterback's 100th career victory...It marked the third game of the season with a passer rating greater than 105 and the fourth higher than 100...**at New England (Oct. 29):** Started at LT, seeing action on all 58 plays on offense...Helped pave the way for RB Melvin Gordon to rush for a season-high 132 yards and an 87-yard TD on 14 carries (9.4 avg.)...**at Jacksonville (Nov. 12):** Started at LT and saw action on 62 plays on offense...Provided time for QB Philip Rivers to throw for 235 yards and two TDs with an INT on 21-of-37 (56.8 pct.) passing to move past Hall of Fame QB Warren Moon (3,988) for eighth, at the time, on the all-time completions list...**vs. Buffalo (Nov. 19):** Started at LT, appearing on 55 offensive snaps...Provided protection for QB Philip Rivers and QB Kellen Clemens to throw for a combined 284 passing yards and two TDs for a 108.4 passer rating, including Rivers completing 20-of-32 passes (62.5 pct.) for 251 yards and two TDs (107.7 passer rating) through three quarters...It marked the fifth game of the season for Rivers with a passer rating above 100 and the fourth above 105...Blocked for RB Melvin Gordon and RB Austin Ekeler to combine for 120 rushing yards and two TDs on 26 carries (4.6 avg.)...Helped spring Gordon free in the second level on a 20-yard run in the second quarter by providing a pancake block of LB Matt Milano...**at Dallas (Nov. 23):** Started at LT and played all 68 snaps on offense...Part of a line that allowed QB Philip Rivers to throw for 434 yards and three TDs on 27-of-33 passing (81.8 pct.) for a 149.1 passer rating...It marked the ninth 400-yard game, 54th 300-yard game and 51st three-TD game of Rivers' career...The 149.1 passer rating ranked third in his career...On the first TD pass, provided Rivers time to move through his progressions to find TE Hunter Henry in the middle of the end zone matched up with S Byron Jones for a three-yard score...**vs. Cleveland (Dec. 3):** Played all 70 snaps on offense after opening the contest at LT...It marked the 100th game played and the 100th start of his career...Blocked for QB Philip Rivers to complete 31 passes on 43 attempts (72.1 pct.) for 344 yards and a TD (103.2 passer rating), marking the 55th 300-yard game of Rivers' career...Protected Rivers to reach 3,000 yards on the year for the 12th consecutive season, which also brought his career total past 49,000...The victory gave Rivers 103 for his career, good for sole possession of 13th in league history, breaking a tie with Hall of Fame QB Warren Moon...**vs. Washington (Dec. 10):** Started at LT and played all 72 snaps on offense...Provided protection for QB Philip Rivers to post the 104th victory of his career and pass Hall of Fame QB Warren Moon (49,324) for ninth in all-time passing yards...Blocked for Rivers to post 319 passing yards and two TDs

on 18-of-31 passing (58.1 pct.) for a 114.9 passer rating, marking the 56th career game of 300-plus passing yards...Provided key blocks on RB Austin Ekeler's 33-yard run to close the first half and RB Melvin Gordon's one-yard TD run in the third quarter...**at Kansas City (Dec. 16):** Played all 64 snaps on offense after opening the game at LT...Blocked for RB Melvin Gordon to post 78 rushing yards and a TD on 19 attempts (4.1 avg.) and six catches for 91 yards (15.2 avg.)...Gordon's 169 yards from scrimmage were a season high and rank second in the running back's career...**at New York Jets (Dec. 24):** Inactive (groin)...**vs. Oakland (Dec. 31):** Started at LT, appearing on all

70 offensive snaps...Protected QB Philip Rivers to throw for 387 yards and three TDs on 28-of-37 passing (75.7 pct.) for a 135.8 passer rating...It marked Rivers' 57th 300-yard game and his 52nd three-TD game...Rivers' three TD passes brought his career total to 342, tying Hall of Fame QB Fran Tarkenton for sixth in NFL history...Provided time for Rivers to eclipse 50,000 career regular-season passing yards, making him the ninth player in league annals to do so...Blocked for RB Melvin Gordon to register 93 rushing yards on 17 attempts (5.5 avg.) and six catches for 31 receiving yards (5.2 avg.)...The rushing yardage pushed Gordon into seventh in Chargers history...Provided a downfield block for Gordon to post a 17-yard gain early in the third quarter.

<div>  <b>RUSSELL OKUNG NFL GAMES</b>  </div>			
Year	Team	GP	GS
2010	Seattle.....	10	10
2011	Seattle.....	12	12
2012	Seattle.....	15	15
2013	Seattle.....	8	8
2014	Seattle.....	14	14
2015	Seattle.....	13	13
2016	Denver.....	16	16
2017	Los Angeles Chargers.....	15	15
<b>NFL Totals.....</b>		<b>103</b>	<b>103</b>
PLAYOFFS			
Year	Team	GP	GS
2010	Seattle.....	2	2
2012	Seattle.....	2	2
2013	Seattle.....	3	3
2014	Seattle.....	3	3
2015	Seattle.....	2	2
<b>Postseason Totals.....</b>		<b>12</b>	<b>12</b>



# 74 MICHAEL OLA

**POSITION:** Tackle  
**HEIGHT:** 6-5  
**WEIGHT:** 312  
**BORN:** April 19, 1988  
**COLLEGE:** Hampton  
**HOMETOWN:** Riverdale, Ga.  
**HIGH SCHOOL:** Riverdale (Ga.) High  
**EXPERIENCE:** 5th Year (2nd Chargers)  
**ACQUIRED:** Free Agent — 2017  
**CAREER GP/GS:** 31/19  
**PLAYOFFS GP/GS:** 0/0



**2017:** Began the season with Buffalo before being waived with an injury designation during final roster reductions... Signed by Los Angeles Chargers on Oct. 24...Dressed for four games, seeing action in two, and was inactive for five others... **at New England (Oct. 29):** Was active, but did not participate...

**at Jacksonville (Nov. 12):** Saw his first action of the season, appearing on seven offensive plays at LT and one on special teams...**vs. Buffalo (Nov. 19):** Played on eight offensive snaps...**at Dallas (Nov. 23):** Inactive (healthy scratch)...**at New York Jets (Dec. 24):** Was active, but did not participate...**vs. Oakland (Dec. 31):** Inactive (healthy scratch).

MICHAEL OLA NFL GAMES			
Year	Team	GP	GS
2014	Chicago .....	13	12
2015	San Diego .....	1	0
2015	Detroit .....	9	7
2016	Buffalo.....	6	0
2017	Los Angeles Chargers .....	2	0
<b>NFL Totals .....</b>		<b>31</b>	<b>19</b>



# 32 BRANDEN OLIVER

**POSITION:** Running Back  
**HEIGHT:** 5-8  
**WEIGHT:** 208  
**BORN:** May 7, 1991  
**COLLEGE:** Buffalo  
**HOMETOWN:** Miami, Fla.  
**HIGH SCHOOL:** Southridge High  
**EXPERIENCE:** 4th Year (4th Chargers)  
**ACQUIRED:** Free Agent — 2014  
**CAREER GP/GS:** 30/8  
**PLAYOFFS GP/GS:** 0/0



**2017:** Appeared in eight games at running back, totaling 83 rushing yards on 35 carries (2.4 avg.)...Hauled in six catches for 26 yards (4.3 avg.)...Inactive eight games, including two with a hamstring injury...**at Denver (Sept. 11):** Saw action on 11 offensive plays and seven on special teams...Posted four rushing attempts for 10 yards (2.5 avg.)...**vs. Miami (Sept. 17):** Played on seven offensive snaps, totaling a team-high 31 rushing yards on three attempts (10.3 avg.)...Posted a season-long 26-yard run after taking handoff in the shotgun from QB Philip Rivers, breaking toward the left sideline after a block by T Russell Okung on LB Kiko Alonso...**vs. Kansas City (Sept. 24):** Saw action on a season-high 33 snaps on offense, carrying the ball eight times for 16 yards (2.0 avg.)...Added four receptions for 18 yards (4.5 avg.)...**vs. Philadelphia (Oct. 1):** Posted a two-yard reception and two carries for a yard (0.5 avg.), seeing time on 12 offensive snaps and six on special teams...**at New York Giants (Oct. 8):** Inactive (hamstring)...**vs. Denver (Oct. 22):** Inactive (healthy scratch)...**at New England (Oct. 29):** Posted three carries for three rushing yards (1.0 avg.), seeing action on five offensive snaps and two on special teams...**at Jacksonville (Nov. 12):** Inactive (healthy scratch)...**at Kansas City (Dec. 16):** Played two snaps on offense and 10 on special teams...**at New York Jets (Dec. 24):** Totaled nine rushing yards on eight

## 2017, LOS ANGELES CHARGERS

Date	Opp.	Res.	Games		Att	Rushing				No.	Receiving				Total Off.
			P/S			Yds	Avg.	Lg	TD		Yds	Avg.	Lg	TD	
09/11	at Den	L	1/0		4	10	2.5	6	0	0	0	-	-	0	10
09/17	Mia	L	1/0		3	31	10.3	26	0	0	0	-	-	0	31
09/24	KC	L	1/0		8	16	2.0	6	0	4	18	4.5	11	0	34
10/01	Phi	L	1/0		2	1	0.5	6	0	1	2	2.0	2	0	3
10/08	at NYG	W	0/0			—	Inactive	—							
10/15	at Oak	W	0/0			—	Inactive	—							
10/22	Den	W	0/0			—	Inactive	—							
10/29	at NE	L	1/0		3	3	1.0	2	0	0	0	-	-	0	3
11/19	at Jax	L (OT)	0/0			—	Inactive	—							
11/19	Buf	W	0/0			—	Inactive	—							
11/23	at Dal	W	0/0			—	Inactive	—							
12/03	Cle	W	0/0			—	Inactive	—							
12/10	Was	W	0/0			—	Inactive	—							
12/16	at KC	L	1/0		0	0	-	-	0	0	0	-	-	0	0
12/24	at NYJ	W	1/0		8	9	1.1	3	0	0	0	-	-	0	9
12/31	Oak	W	1/0		7	13	1.9	11	0	1	6	6.0	6	0	19
'17 TOTALS			9-7	8/0	35	83	2.4	26	0	6	26	4.3	11	0	109


carries (1.1 avg.) while playing 20 snaps on offense and nine on special teams...**vs. Oakland (Dec. 31):** Appeared on 16 offensive plays, posting a six-yard catch and 13 rushing yards on seven attempts (1.9 avg.)...On back-to-back plays in the second quarter, posted a catch and a rush attempt totaling 13 yards and a first down to keep drive alive.



## BRANDEN OLIVER NFL STATISTICS



— Rushing —									— Receiving —					— Scrimmage —	
Year	Team	GP	GS	Att	Yds	Avg.	Lg	TD	No.	Yds	Avg.	Lg	TD	Yards	
2014	San Diego	14	7	160	582	3.6	52	3	36	271	7.5	50	1	853	
2015	San Diego	8	1	31	108	3.5	15	0	13	112	8.6	17	0	220	
2016	San Diego	0	0		— Injured Reserve —										
2017	Los Angeles Chargers	8	0	35	83	2.4	26	0	6	26	4.3	11	0	109	
NFL Totals		30	8	226	773	3.4	52	3	55	409	7.4	50	1	1,182	
— Kickoff Returns —									— Punt Returns —					— All-Purpose —	
Year	Team	No.			Yds	Avg.	Lg	TD	No.	FC	Yds	Avg.	Lg	TD	Yards
2014	San Diego	1			22	22.0	22	0	0	0	0	—	—	0	875
2015	San Diego	8			197	24.6	30	0	0	0	0	—	—	0	417
2016	San Diego	0			— Injured Reserve —										
2017	Los Angeles Chargers	0			0	—	—	0	0	0	0	—	—	0	109
NFL Totals		9			219	24.3	30	0	0	0	0	—	—	0	1,401



49

JAMES ONWUALU

POSITION:

HEIGHT:

WEIGHT:

BORN:

COLLEGE:

HOMETOWN:

HIGH SCHOOL:

EXPERIENCE:

ACQUIRED:

CAREER GP/GS:

PLAYOFFS GP/GS:

Outside Linebacker

6-1

235

September 4, 1994

Notre Dame

St. Paul, Minn.



Cretin-Derham Hall High

Rookie

Free Agent — 2017

9/0

0/0

**2017:** Played in nine games and was inactive for four others, ranking eighth on the team with 181 special teams snaps... Registered nine special teams tackles with six coming on kick-off coverage and three on punt coverage...Waived on Dec. 16 before being signed to the practice squad for the remainder of the season on Dec. 18...**at Denver (Sept. 11):** Made his NFL debut, playing on 17 special teams snaps and registering a special teams tackle on kickoff coverage...**vs. Miami (Sept. 17):** Appeared on 17 special teams plays...Pinned Miami inside the 20-yard line with a special teams tackle on kickoff coverage...**vs. Kansas City (Sept. 24):** Posted two special teams tackles on kickoff coverage...Played 19 snaps on special teams...**vs. Philadelphia (Oct. 1):** Appeared on 17 special teams plays...**at New York Giants (Oct. 8):** Saw action on 25 snaps on special teams...**at Oakland (Oct. 15):** Played 16 snaps on special teams, registering a special teams tackle on punt coverage...**vs. Denver (Oct. 22):** Saw action on 21 special teams plays, registering a special teams tackle on punt coverage that forced Denver to begin the ensuing drive inside the 20...Had a key block on P Riley Dixon to spring WR Travis Benjamin free for a 65-yard punt return TD in the first quarter...**at New England (Oct. 29):** Posted a special teams tackle on kickoff coverage...

## 2017, LOS ANGELES CHARGERS

Date	Opp.	Res.	Games		Tot	So	Tackles		Yd	TFL	Interceptions					Fumbles	
			P/S				As	Sk			No.	Yd	Lg	TD	PD	FF	FR
09/11	at Den	L	1/0		0	0	0	0	0	0	0	0	-	0	0	0	0
09/17	Mia	L	1/0		0	0	0	0	0	0	0	0	-	0	0	0	0
09/24	KC	L	1/0		0	0	0	0	0	0	0	0	-	0	0	0	0
10/01	Phi	L	1/0		0	0	0	0	0	0	0	0	-	0	0	0	0
10/08	at NYG	W	1/0		0	0	0	0	0	0	0	0	-	0	0	0	0
10/15	at Oak	W	1/0		0	0	0	0	0	0	0	0	-	0	0	0	0
10/22	Den	W	1/0		0	0	0	0	0	0	0	0	-	0	0	0	0
10/29	at NE	L	1/0		0	0	0	0	0	0	0	0	-	0	0	0	0
11/12	at Jax	L (OT)	1/0		0	0	0	0	0	0	0	0	-	0	0	0	0
11/19	Buf	W	0/0		— Inactive —												
11/23	at Dal	W	0/0		— Inactive —												
12/03	Cle	W	0/0		— Inactive —												
12/10	Was	W	0/0		— Inactive —												
12/16	at KC	L	0/0		— Not With Team —												
12/24	at NYJ	W	0/0		— Practice Squad —												
12/10	Was	W	0/0		— Practice Squad —												
<b>'17 TOTALS</b>			<b>9-7</b>	<b>9/0</b>	<b>0</b>	<b>0</b>	<b>0</b>	<b>0</b>	<b>0</b>	<b>0</b>	<b>0</b>	<b>0</b>	<b>—</b>	<b>0</b>	<b>0</b>	<b>0</b>	<b>0</b>


Played 19 snaps on special teams...**at Jacksonville (Nov. 12):** Pinned the Jaguars inside their 20 with a special teams tackle on punt coverage...Added another special teams tackle on kickoff coverage... Appeared on 30 special teams plays...**vs. Buffalo (Nov. 19):** Inactive (quadricep)...**vs. Cleveland (Dec. 3):** Inactive (healthy scratch).



## JAMES ONWUALU NFL STATISTICS



Year	Team	GP	GS	— Tackles —						— Interceptions —					— Fumbles —			
				Total	Solo	Asst	Sacks	Yds	TFL	No.	Yds	Lg	TD	PD	FF	FR	Yds	ST Tackles
2017	Los Angeles Chargers	9	0	0	0	0	0.0	0	0	0	0	—	0	0	0	0	0	9



95

TENNY PALEPOI

POSITION:

Defensive Tackle

HEIGHT:

6-1

WEIGHT:

298

BORN:

December 19, 1990

COLLEGE:

Utah

HOMETOWN:

Salt Lake City, Utah

HIGH SCHOOL:

Skyline High

EXPERIENCE:

4th Year (4th Chargers)

ACQUIRED:



Free Agent — 2014

CAREER GP/GS:

44/0

PLAYOFFS GP/GS:

0/0

**2017:** Appeared in 15 games after missing the first due to a suspension that carried over from the end of the 2016 season...Registered 37 tackles (20 solo), including the first sack of his career and eight tackles for loss...Part of a defensive unit that ranked tied for fifth in the NFL with 43 sacks...**vs. Miami (Sept. 17):** Made his season debut, posting three solo tackles and a tackle for loss on 25 defensive snaps...Marked the 30th game played of his career...Contributed on 13 special teams plays...**vs. Kansas City (Sept. 24):** Appeared on 10 plays on defense and 12 on special teams...**vs. Philadelphia (Oct. 1):** Tied career high with five tackles (four solo), including two tackles for loss...Contributed on 17 defensive snaps and 13 on special teams...**at New York Giants (Oct. 8):** Saw action on 11 defensive plays and seven on special teams, posting two tackles (one solo)...**at Oakland (Oct. 15):** Registered two tackles (one solo) and a tackle for loss...Appeared on 12 snaps on defense and seven on special teams...**vs. Denver (Oct. 22):** Totaled two tackles (one solo) while appearing on 26 defensive plays and four on special teams...**at New England (Oct. 29):** Assisted on two tackles while seeing action on 23 snaps on defense and 18 on special teams...**at Jacksonville (Nov. 12):** Posted two tackles (one solo) while participating on 16 defensive plays and 10 on special teams...**vs. Buffalo (Nov. 19):** Saw action in his ninth game of the season, participating on 29 plays on defense and 18 on special teams...**at Dallas (Nov. 23):** Participated on 15 plays on defense and two on special teams, finishing with three tackles (two solo), a sack and a tackle for loss...Registered the first sack of his career on a seven-yard takedown of QB Dak Prescott as the quarterback scrambled away from NT Brandon Mebane and S Adrian Phillips...

## 2017, LOS ANGELES CHARGERS

Date	Opp.	Res.	Games		Tot	Tackles				Yd	TFL	Interceptions					Fumbles	
			P/S			So	As	Sk				No.	Yd	Lg	TD	PD	FF	FR
09/11	at Den	L	0/0		—	Reserve/Suspended —												
09/17	Mia	L	1/0		3	3	0	0	0	0	1	0	0	-	0	0	0	0
09/24	KC	L	1/0		0	0	0	0	0	0	0	0	0	-	0	0	0	0
10/01	Phi	L	1/0		5	4	1	0	0	2		0	0	-	0	0	0	0
10/08	at NYG	W	1/0		2	1	1	0	0	0	0	0	0	-	0	0	0	0
10/15	at Oak	W	1/0		2	1	1	0	0	1		0	0	-	0	0	0	0
10/22	Den	W	1/0		2	1	1	0	0	0	0	0	0	-	0	0	0	0
10/29	at NE	L	1/0		2	0	2	0	0	0	0	0	0	-	0	0	0	0
11/12	at Jax	L (OT)	1/0		2	1	1	0	0	0	0	0	0	-	0	0	0	0
11/19	Buf	W	1/0		1	0	1	0	0	0	0	0	0	-	0	0	0	0
11/23	at Dal	W	1/0		3	2	1	1.0	7	1		0	0	-	0	0	0	0
12/03	Cle	W	1/0		2	0	2	0	0	0	0	0	0	-	0	0	0	0
12/10	Was	W	1/0		3	2	1	0	0	1		0	0	-	0	0	0	0
12/16	at KC	L	1/0		4	3	1	0	0	1		0	0	-	0	0	0	0
12/24	at NYJ	W	1/0		2	0	2	0	0	0	0	0	0	-	0	0	0	0
12/31	Oak	W	1/0		4	2	2	0	0	1		0	0	-	0	0	0	0
'17 TOTALS			9-7	15/0	37	20	17	1.0	7	8		0	0	—	0	0	0	0


**vs. Cleveland (Dec. 3):** Appeared in the 40th game of his career, assisting on two tackles...Saw action on 18 defensive plays and five on special teams...**vs. Washington (Dec. 10):** Appeared on 14 plays on defense and seven on special teams, finishing with three tackles (two solo) and a tackle for loss...**at Kansas City (Dec. 16):** Posted four tackles (three solo) and a tackle for loss...Played 19 snaps on defense and 15 on special teams...**at New York Jets (Dec. 24):** Appeared on 20 defensive plays and three on special teams...Assisted on two tackles...**vs. Oakland (Dec. 31):** Totaled four tackles (two solo) and a tackle for loss on 15 defensive snaps...Brought down RB Marshawn Lynch on fourth-and-two to force a turnover on downs after S Rayshawn Jenkins made first contact with Lynch to prevent him turning the corner...Contributed on six special teams plays.



## TENNY PALEPOI NFL STATISTICS



Year	Team	GP	GS	— Tackles —						— Interceptions —					— Fumbles —			
				Total	Solo	Asst	Sacks	Yds	TFL	No.	Yds	Lg	TD	PD	FF	FR	Yds	ST Tackles
2014	San Diego	16	0	18	14	4	0.0	0	4	0	0	—	0	0	0	0	0	0
2015	San Diego	0	0	— Injured Reserve —														
2016	San Diego	13	0	23	9	14	0.0	0	2	0	0	—	0	0	0	1	0	0
2017	Los Angeles Chargers	15	0	37	20	17	1.0	7	8	0	0	—	0	0	0	0	0	0
NFL Totals		44	0	78	43	35	1.0	7	14	0	0	—	0	0	0	1	0	0



# 52 DENZEL PERRYMAN

**POSITION:** Inside Linebacker

**HEIGHT:** 5-11

**WEIGHT:** 240

**BORN:** December 5, 1992

**COLLEGE:** Miami (Fla.)

**HOMETOWN:** Coral Gables, Fla.


**HIGH SCHOOL:** Coral Gables (Fla.) High


**EXPERIENCE:** 3rd Year (3rd Chargers)

**ACQUIRED:** Draft 2 —2015

**CAREER GP/GS:** 33/26

**PLAYOFFS GP/GS:** 0/0





**2017:** Placed on injured reserve on Sept. 4 to open the season after suffering an ankle injury in the first preseason game vs. Seattle (Aug. 13)...Began practicing after being designated for return on Oct. 18...Activated on Nov. 7...Appeared in seven games with six starts and was inactive another...Posted 51 tackles (29 solo), two tackles for loss, two passes defended and a fumble recovery...**at Jacksonville (Nov. 12):** Returned from injury to start at ILB, playing 46 defensive snaps...Led the team with 11 tackles (eight solo), a tackle for loss and a pass defended...Made his first stop of the season five minutes into the game, tackling RB Leonard Fournette for no gain on an off-tackle run...**vs. Buffalo (Nov. 19):** Started at OLB, finishing with five tackles (three solo) on 44 defensive plays...**at Dallas (Nov. 23):** Started at OLB and played 50 snaps on defense...Totaled six tackles (four solo)...**vs. Cleveland (Dec. 3):** Opened the game at OLB and played 57 snaps on defense...Recovered the first fumble of his career and registered 10 tackles (three solo), including a tackle for loss...Recovered the fumble forced by DE Joey Bosa on a strip-sack in the fourth quarter...**vs. Washington (Dec. 10):** Started the 25th game of his career at ILB, finishing with 10 tackles (four solo)...It marked back-to-back 10-tackle games...Appeared on 39 plays on defense...

## 2017, LOS ANGELES CHARGERS

Date	Opp.	Res.	Games P/S	Tackles					Interceptions					Fumbles	
				Tot	So	As	Sk	Yd TFL	No.	Yd	Lg	TD	PD	FF	FR
09/11	at Den	L	0/0	—	Injured Reserve	—	—	—	—	—	—	—	—	—	—
09/17	Mia	L	0/0	—	Injured Reserve	—	—	—	—	—	—	—	—	—	—
09/24	KC	L	0/0	—	Injured Reserve	—	—	—	—	—	—	—	—	—	—
10/01	Phi	L	0/0	—	Injured Reserve	—	—	—	—	—	—	—	—	—	—
10/08	at NYG	W	0/0	—	Injured Reserve	—	—	—	—	—	—	—	—	—	—
10/15	at Oak	W	0/0	—	Injured Reserve	—	—	—	—	—	—	—	—	—	—
10/22	Den	W	0/0	—	IR; Designated For Return	—	—	—	—	—	—	—	—	—	—
10/29	at NE	L	0/0	—	IR; Designated For Return	—	—	—	—	—	—	—	—	—	—
11/12	at Jax	L (OT)	1/1	11	8	3	0	0 1	0	0	-	0	1	0	0
11/19	Buf	W	1/1	8	6	2	0	0 0	0	0	-	0	0	0	0
11/23	at Dal	W	1/1	6	4	2	0	0 0	0	0	-	0	0	0	0
12/03	Cle	W	1/1	10	3	7	0	0 1	0	0	-	0	0	0	1
12/10	Was	W	1/1	10	4	6	0	0 0	0	0	-	0	0	0	0
12/16	at KC	L	1/1	2	0	2	0	0 0	0	0	-	0	0	0	0
12/24	at NYJ	W	0/0	—	Inactive	—	—	—	—	—	—	—	—	—	—
12/31	Oak	W	1/0	4	4	0	0	0 0	0	0	-	0	1	0	0
<b>'17 TOTALS</b>				<b>51</b>	<b>29</b>	<b>22</b>	<b>0</b>	<b>0 2</b>	<b>0</b>	<b>0</b>	<b>—</b>	<b>0</b>	<b>2</b>	<b>0</b>	<b>1</b>


**at Kansas City (Dec. 16):** Started at OLB and played 23 defensive snaps...Assisted on two tackles before departing with a hamstring injury...**at New York Jets (Dec. 24):** Inactive (hamstring)...**vs. Oakland (Dec. 31):** Appeared on 15 defensive snaps, finishing with four solo tackles and a pass defended.



## DENZEL PERRYMAN NFL STATISTICS



Year	Team	GP	GS	— Tackles —					— Interceptions —					— Fumbles —			
				Total	Solo	Asst	Sacks	Yds TFL	No.	Yds	Lg	TD	PD	FF	FR	Yds	ST Tackles
2015	San Diego	14	9	95	72	23	2.0	23 9	0	0	—	0	0	1	0	0	6
2016	San Diego	12	11	80	54	26	2.0	8 0	1	1	1	0	1	1	0	0	1
2017	Los Angeles Chargers	7	6	51	29	22	0.0	0 2	0	0	—	0	2	0	1	0	0
<b>NFL Totals</b>		<b>33</b>	<b>26</b>	<b>226</b>	<b>155</b>	<b>71</b>	<b>4.0</b>	<b>31 11</b>	<b>1</b>	<b>1</b>	<b>0</b>	<b>0</b>	<b>3</b>	<b>2</b>	<b>1</b>	<b>0</b>	<b>7</b>



31

ADRIAN PHILLIPS

POSITION:

HEIGHT:

WEIGHT:

BORN:

COLLEGE:

HOMETOWN:

HIGH SCHOOL:

EXPERIENCE:

ACQUIRED:

CAREER GP/GS:

PLAYOFFS GP/GS:

Safety

5-11

210

March 28, 1992

Texas

Garland, Texas



Garland (Texas) High

4th Year (4th Chargers)

Free Agent — 2014

41/12


0/0


**2017:** Played in 15 contests, starting four, and was inactive for the season finale due to injury...Participated on 252 special teams plays, registering six special teams tackles...Picked off two passes, registered six passes defended, forced a fumble and posted 60 tackles (50 solo) on defense...Member of a defensive backfield that allowed just one 100-yard receiver in 2017, joining Arizona, Jacksonville and Minnesota as the only teams to do so...Part of the only secondary to not allow more than 245 gross passing yards in a game during the first seven weeks of the season...**at Denver (Sept. 11):** Saw action on eight defensive snaps and a team-high 22 on special teams... Intercepted a pass from QB Trevor Siemian in the fourth quarter that bounced off CB Desmond King and WR Bennie Fowler...Returned the pick four yards...Added a special teams tackle on punt coverage...**vs. Miami (Sept. 17):** Played on six snaps on defense, posting a solo tackle...Contributed on 22 plays on special teams...**vs. Kansas City (Sept. 24):** Posted a solo tackle, seeing time on eight defensive snaps and a team-high 24 snaps on special teams...**vs. Philadelphia (Oct. 1):** Appeared in the 30th game of his career...Registered a special teams tackle on punt coverage, his second of the season... Played 14 snaps on defense and a team-high 23 on special teams...**at New York Giants (Oct. 8):** Tied a then-career-high with eight tackles (seven solo) on 53 defensive snaps... Contributed on 19 plays on special teams, registering his third special teams tackle of the season on punt coverage...**at Oakland (Oct. 15):** Started as the third S, his first start of the season...Registered two solo tackles, playing seven defensive snaps and two on special teams before departing with a concussion...In the first quarter, forced RB Jalen Richard to change direction, resulting in a tackle for a three-yard loss by DT Tenny Palepoi...**vs. Denver (Oct. 22):** Matched a then-career-high with eight tackles (four solo)...Registered a pass defended and forced the first fumble of his career...Chased down TE A.J. Derby and stripped the ball away to force a fumble that was recovered by OLB Jatavis Brown...**at New England (Oct. 29):** Posted a career-high 12 solo tackles, a tackle for loss and a pass defended...Dropped RB Dion Lewis in the backfield for a three-yard loss after speeding past T Nate Solder...Started as the third S for the 10th start of his career, opening the game in the box...Played 59 defensive snaps and 22 on special teams...

2017, LOS ANGELES CHARGERS																			
Date	Opp.	Res.	Games		Tot	So	Tackles				Yd	TFL	Interceptions					Fumbles	
			P/S				As	Sk	No.	Yd			Lg	TD	PD	FF	FR		
09/11	at Den	L	1/0		0	0	0	0	0	0	0	1	4	4	0	1	0	0	
09/17	Mia	L	1/0		1	1	0	0	0	0	0	0	0	-	0	0	0	0	
09/24	KC	L	1/0		1	1	0	0	0	0	0	0	0	-	0	0	0	0	
10/01	Phi	L	1/0		0	0	0	0	0	0	0	0	0	-	0	0	0	0	
10/08	at NYG	W	1/0		8	7	1	0	0	0	0	0	0	-	0	0	0	0	
10/15	at Oak	W	1/1		2	2	0	0	0	0	0	0	0	-	0	0	0	0	
10/22	Den	W	1/0		8	4	4	0	0	0	0	0	0	-	0	1	1	0	
10/29	at NE	L	1/1		12	12	0	0	0	0	1	0	0	-	0	1	0	0	
11/12	at Jax	L (OT)	1/0		0	0	0	0	0	0	0	0	0	-	0	0	0	0	
11/19	Buf	W	1/1		6	6	0	0	0	0	0	0	0	-	0	0	0	0	
11/23	at Dal	W	1/0		7	5	2	0	0	0	0	0	0	-	0	0	0	0	
12/03	Cle	W	1/0		2	1	1	0	0	0	0	1	9	9	0	1	0	0	
12/10	Was	W	1/1		5	3	2	0	0	0	0	0	0	-	0	0	0	0	
12/16	at KC	L	1/0		8	8	0	0	0	0	0	0	0	-	0	0	0	0	
12/24	at NYJ	W	1/0		0	0	0	0	0	0	0	0	0	-	0	2	0	0	
12/31	Oak	W	0/0		— Inactive —														
'17 TOTALS			9-7	15/4	60	50	10	0	0	1	2	13	9	0	6	1	0		

**at Jacksonville (Nov. 12):** Saw action in the 35th game of his career, playing 42 snaps on defense and 27 on special teams...Posted a special teams tackle on punt coverage...**vs. Buffalo (Nov. 19):** Started at FS, finishing with six solo tackles on 55 defensive plays while adding 14 on special teams...**at Dallas (Nov. 23):** Participated on 48 defensive plays and seven on special teams...Totaled seven tackles (five solo)... Early in the second quarter, forced QB Dak Prescott to step up in the pocket and scramble before DT Tenny Palepoi brought him down for a sack...**vs. Cleveland (Dec. 3):** Posted two tackles (one solo) and an INT...Sealed the victory with an INT of QB DeShone Kizer on a pass intended for TE Seth DeValve, undercutting the route after DE Melvin Ingram applied pressure to Kizer...Saw action on 51 plays on defense and 10 on special teams...**vs. Washington (Dec. 10):** Started as the third S, playing 43 snaps on defense and 18 on special teams...Finished with five tackles (three solo)...In the fourth quarter, blew up a screen pass from QB Kirk Cousins to RB Samaje Perine, bringing Perine down for a four-yard loss...**at Kansas City (Dec. 16):** Appeared in the 40th game of his career...Posted eight solo tackles on 52 defensive plays... Saw action on 12 special teams snaps, registering a tackle on punt coverage that pinned Kansas City inside their 20-yard line...**at New York Jets (Dec. 24):** Registered two passes defended on 27 plays on defense...Played 15 snaps on special teams and posted a tackle on punt coverage...**vs. Oakland (Dec. 31):** Inactive (ankle).



ADRIAN PHILLIPS NFL STATISTICS



Year	Team	GP	GS	— Tackles —					Yds	TFL	— Interceptions —					— Fumbles —			
				Total	Solo	Asst	Sacks				No.	Yds	Lg	TD	PD	FF	FR	Yds	ST Tackles
2014	San Diego	3	0	1	0	1	0.0	0	0	0	0	0	—	0	1	0	0	0	0
2015	San Diego	9	2	19	14	5	0.0	0	1	1	39	39	0	1	0	0	0	0	3
2016	San Diego	14	6	40	27	13	0.0	0	0	1	22	22	0	3	0	0	0	0	3
2017	Los Angeles Chargers	15	4	60	50	10	0.0	0	1	2	13	9	0	6	1	0	0	0	6
NFL Totals		41	12	120	91	29	0.0	0	2	4	74	39	0	11	1	0	0	0	12



# 93 DARIUS PHILON

**POSITION:** Defensive Tackle  
**HEIGHT:** 6-1  
**WEIGHT:** 300  
**BORN:** January 22, 1994  
**COLLEGE:** Arkansas  
**HOMETOWN:** Mobile, Ala.  
**HIGH SCHOOL:** Vigor High  
**EXPERIENCE:** 3rd Year (3rd Chargers)  
**ACQUIRED:** Draft 6 — 2016  
**CAREER GP/GS:** 38/6  
**PLAYOFFS GP/GS:** 0/0



**2017:** Played in all 16 games with four starts, posting 48 tackles (28 solo), 4.5 sacks and six tackles for loss...Part of a defensive unit that ranked tied for fifth in the NFL with 43 sacks...**at Denver (Sept. 11):** Registered an assisted tackle on 13 defensive plays...Appeared on 10 special teams snaps...**vs. Miami (Sept. 17):** Saw action as a reserve on 36 plays on defense and 11 on special teams...Posted three solo tackles and a tackle for loss...**vs. Kansas City (Sept. 24):** Appeared on 33 defensive plays, totaling four tackles (two solo)...Contributed on five special teams plays...**vs. Philadelphia (Oct. 1):** Posted the second sack of his career, taking down QB Carson Wentz for a two-yard loss...Participated on 29 defensive snaps and six on special teams...**at New York Giants (Oct. 8):** Registered a sack in his second-consecutive game, dropping QB Eli Manning for an 11-yard loss on third down to force a New York punt midway through fourth quarter...Finished with a career-high five solo tackles, the sack and two tackles for loss...**at Oakland (Oct. 15):** Saw action on 33 plays on defense and three on special teams, registering two tackles (one solo)...**vs. Denver (Oct. 22):** Started in place of DT Corey Liuget, playing 33 defensive snaps and totaling three tackles (one solo)...**at New England (Oct. 29):** Posted his third sack of the season, totaling four tackles (two solo), a pass defended and a tackle for loss...Sacked QB Tom Brady for a seven-yard loss after Brady was forced to roll to his right by DE Melvin Ingram and DE Joey Bosa...Knocked down a pass at the line of scrimmage on third down in the fourth quarter to force a New England punt...Played 27 snaps on defense and seven on special teams, appearing in the 30th game of his career...**at Jacksonville (Nov. 12):** Finished with three tackles (two solo) after seeing action on 42 defensive plays and three on special teams...**vs. Buffalo (Nov. 19):** Played 34 defensive snaps and four on special teams, assisting on a tackle...Provided a block for ILB Korey Toomer on his 59-yard pick-six in the first quarter...**at Dallas (Nov. 23):** Played 25 snaps on defense...**vs. Cleveland (Dec. 3):** Started in place of DT Corey Liuget at DT, seeing action on 42 defensive snaps and two on special teams...Finished with two solo tackles and

## 2017, LOS ANGELES CHARGERS

Date	Opp.	Res.	Games		Tot	So	Tackles		Yd	TFL	Interceptions					Fumbles	
			P/S				As	Sk			No.	Yd	Lg	TD	PD	FF	FR
09/11	at Den	L	1/0		1	0	1	0	0	0	0	0	-	0	0	0	0
09/17	Mia	L	1/0		3	3	0	0	0	1	0	0	-	0	0	0	0
09/24	KC	L	1/0		4	2	2	0	0	0	0	0	-	0	0	0	0
10/01	Phi	L	1/0		1	1	0	1.0	2	1	0	0	-	0	0	0	0
10/08	at NYG	W	1/0		5	5	0	1.0	11	2	0	0	-	0	0	0	0
10/15	at Oak	W	1/0		2	1	1	0	0	0	0	0	-	0	0	0	0
10/22	Den	W	1/1		3	1	2	0	0	0	0	0	-	0	0	0	0
10/29	at NE	L	1/0		4	2	2	1.0	7	1	0	0	-	0	1	0	0
11/12	at Jax	L (OT)	1/0		3	2	1	0	0	0	0	0	-	0	0	0	0
11/19	Buf	W	1/0		2	1	1	0	0	0	0	0	-	0	0	0	0
11/23	at Dal	W	1/0		0	0	0	0	0	0	0	0	-	0	0	0	0
12/03	Cle	W	1/1		2	2	0	1.0	3	1	0	0	-	0	0	0	0
12/10	Was	W	1/0		4	2	2	0	0	0	0	0	-	0	0	0	0
12/16	at KC	L	1/0		3	2	1	0	0	0	0	0	-	0	0	0	0
12/24	at NYJ	W	1/1		4	1	3	0	0	0	0	0	-	0	0	0	0
12/31	Oak	W	1/1		7	3	4	0.5	3	2.5	0	0	-	0	0	1	0
'17 TOTALS			9-7	16/4	48	28	20	4.5	26	8.5	0	0	-	0	1	1	0

the fifth sack of his career...Chased QB DeShone Kizer down as the quarterback rolled to his left, dropping him for a three-yard sack in the fourth quarter...**vs. Washington (Dec. 10):** Registered four tackles (two solo) on 31 defensive plays...Added two special teams snaps...**at Kansas City (Dec. 16):** Appeared on 35 plays on defense and five on special teams, finishing with three tackles (two solo)...Ran a stunt with DE Melvin Ingram in the second quarter that resulted in an eight-yard sack by Ingram...**at New York Jets (Dec. 24):** Started at DT in place of an injured DT Corey Liuget, seeing action on 30 defensive plays and one on special teams...Finished with four tackles (one solo)...Applied pressure with DE Joey Bosa and DE Isaac Rochell late in the second quarter to collapse the pocket as Rochell recorded his first career sack...**vs. Oakland (Dec. 31):** Started at DT in place of DT Corey Liuget, seeing time on 34 defensive plays and two on special teams...Finished with seven tackles (three solo), a half-sack, a forced fumble and 2.5 tackles for loss...In the second quarter, split G Kelechi Osemele and C Rodney Hudson to meet DE Melvin Ingram in the backfield to split a sack of QB Derek Carr...On fourth-and-one in the fourth quarter, stopped Carr on an attempt at a QB-sneak before stripping the ball free for a forced fumble that was recovered by DE Joey Bosa.



## DARIUS PHILON NFL STATISTICS



Year	Team	GP	GS	— Tackles —					Yds	TFL	— Interceptions —					— Fumbles —			
				Total	Solo	Asst	Sacks				No.	Yds	Lg	TD	PD	FF	FR	Yds	ST Tackles
2015	San Diego	8	0	7	6	1	0.0	0	2		0	0	—	0	1	0	0	0	0
2016	San Diego	14	2	16	8	8	1.0	0	2		0	0	—	0	0	0	0	0	0
2017	Los Angeles Chargers	16	4	48	28	20	4.5	26	8.5		0	0	—	0	1	1	0	0	0
NFL Totals		38	6	71	42	29	5.5	26	12.5		0	0	0	0	2	1	0	0	0



# 50 HAYES PULLARD

**POSITION:** Inside Linebacker  
**HEIGHT:** 6-0  
**WEIGHT:** 235  
**BORN:** April 18, 1992  
**COLLEGE:** Southern California  
**HOMETOWN:** Inglewood, Calif.  
**HIGH SCHOOL:** Crenshaw High  
**EXPERIENCE:** 3rd Year (1st Chargers)  
**ACQUIRED:** Waivers (Jacksonville) — 2016  
**CAREER GP/GS:** 37/12  
**PLAYOFFS GP/GS:** 0/0



**2017:** Claimed off waivers from Jacksonville on Sept. 4... Appeared in 13 games with 10 starts, missing three due to injury...Posted a career-high 79 tackles (53 solo), two tackles for loss and a fumble recovery...Recorded the first INT of his career in the first matchup with Oakland...**at Denver (Sept. 11):** Posted seven tackles (four solo) on 32 defensive snaps in his Chargers debut...**vs. Miami (Sept. 17):** Made his first start in a Chargers uniform, and third of his career, at ILB... Registered eight tackles (five solo) on 42 defensive snaps, the most among Los Angeles linebackers...Contributed on 11 special teams plays with two special teams tackles on punt coverage, including one that pinned Miami inside its own 20... **vs. Kansas City (Sept. 24):** Inactive (knee)...**vs. Philadelphia (Oct. 1):** Returned from injury to appear on 49 defensive plays and seven on special teams...Posted five solo tackles...**at New York Giants (Oct. 8):** Started at ILB, seeing action on 51 defensive snaps...Led the team with nine tackles (seven solo)...**at Oakland (Oct. 15):** Made the first INT of his career, corralling the pass from QB Derek Carr after it deflected off the hands of RB Marshawn Lynch, halting Oakland's red zone drive midway through the third quarter...Finished with eight tackles (four solo), a tackle for loss, the INT and a pass defended...Added a special teams tackle on kickoff coverage...Appeared on 54 defensive snaps and four on special teams after starting at OLB...**vs. Denver (Oct. 22):** Started at OLB, seeing action on 48 defensive plays...Posted eight tackles (seven solo), marking his third-straight game with eight-plus tackles...**at New England (Oct. 29):** Set a career high with 13 tackles (nine solo) and a tackle for loss...Started at OLB, seeing action on 66 defensive plays...**at Jacksonville (Nov. 12):** Inactive (neck)...**at Dallas (Nov. 23):** Returned from injury that kept him out two

## 2017, LOS ANGELES CHARGERS

Date	Opp.	Res.	Games P/S	Tot		Tackles		Yd	TFL	Interceptions					Fumbles	
						As	Sk			No.	Yd	Lg	TD	PD	FF	FR
09/11	at Den	L	1/0	7	4	3	0	0	0	0	0	0	0	0	0	0
09/17	Mia	L	1/1	8	5	3	0	0	0	0	0	0	0	0	0	0
09/24	KC	L	0/0	Inactive												
10/01	Phi	L	1/0	5	5	0	0	0	0	0	0	0	0	0	0	0
10/08	at NYG	W	1/1	9	7	2	0	0	0	0	0	0	0	0	0	0
10/15	at Oak	W	1/1	8	4	4	0	0	1	1	1	1	0	1	0	0
10/22	Den	W	1/1	8	7	1	0	0	0	0	0	0	0	0	0	0
10/29	at NE	L	1/1	13	9	4	0	0	1	0	0	0	0	0	0	0
11/12	at Jax	L (OT)	0/0	Inactive												
11/19	Buf	W	0/0	Inactive												
11/23	at Dal	W	1/1	2	1	1	0	0	0	0	0	0	0	0	0	0
12/03	Cle	W	1/1	2	1	1	0	0	0	0	0	0	0	0	0	0
12/10	Was	W	1/0	0	0	0	0	0	0	0	0	0	0	0	0	0
12/16	at KC	L	1/1	2	1	1	0	0	0	0	0	0	0	0	0	0
12/24	at NYJ	W	1/1	10	5	5	0	0	0	0	0	0	0	0	0	1
12/31	Oak	W	1/1	5	4	1	0	0	0	0	0	0	0	0	0	0
<b>'17 TOTALS</b>				<b>9-7</b>	<b>13/10</b>	<b>79</b>	<b>53</b>	<b>26</b>	<b>0</b>	<b>2</b>	<b>1</b>	<b>1</b>	<b>1</b>	<b>0</b>	<b>1</b>	<b>0</b>

games to play 11 snaps on defense...Finished with two tackles (one solo)...**vs. Cleveland (Dec. 3):** Continued working his way back into the lineup, starting at ILB and playing 11 snaps on defense...Finished with two tackles (one solo)...**vs. Washington (Dec. 10):** Appeared on seven defensive plays...**at Kansas City (Dec. 16):** Started at ILB, seeing action on 15 defensive snaps...Finished with two tackles (one solo)... **at New York Jets (Dec. 24):** Started at ILB and led the team with 10 tackles (five solo)...Added a fumble recovery...Stood up RB Matt Forte with ILB Corey Toomer in the backfield and recovered a fumble after Toomer stripped the ball free...Saw action on 45 defensive plays...**vs. Oakland (Dec. 31):** Started at ILB and played 45 snaps on defense... Finished with five tackles (four solo).



## HAYES PULLARD NFL STATISTICS




Year	Team	GP	GS	Tackles					Yds	TFL	Interceptions					Fumbles			ST Tackles
				Total	Solo	Asst	Sacks				No.	Yds	Lg	TD	PD	FF	FR	Yds	
2015	Jacksonville	8	2	19	13	6	0.0	0	1	1	0	0	—	0	0	0	0	0	5
2016	Jacksonville	16	0	5	3	2	0.0	0	0	0	0	0	—	0	0	0	0	0	3
2017	Los Angeles Chargers	13	10	79	53	26	0.0	0	2	2	1	1	1	0	1	0	1	0	3
<b>NFL Totals</b>		<b>37</b>	<b>12</b>	<b>103</b>	<b>69</b>	<b>34</b>	<b>0.0</b>	<b>0</b>	<b>3</b>	<b>3</b>	<b>1</b>	<b>1</b>	<b>1</b>	<b>0</b>	<b>1</b>	<b>0</b>	<b>1</b>	<b>0</b>	<b>11</b>



# 73 SPENCER PULLEY

**POSITION:** Center/Guard  
**HEIGHT:** 6-4  
**WEIGHT:** 308  
**BORN:** April 3, 1993  
**COLLEGE:** Vanderbilt  
**HOMETOWN:** Cordova, Tenn.  
**HIGH SCHOOL:** Evangelical Christian  
**EXPERIENCE:** 2nd Year (2nd Chargers)  
**ACQUIRED:** Free Agent — 2016  
**CAREER GP/GS:** 32/16  
**PLAYOFFS GP/GS:** 0/0



**2017:** Started all 16 games at C, marking the first starts of his career...Part of a line that kept QB Philip Rivers upright to throw for 4,515 yards and 28 TDs with 10 INTs on 360-of-575 passing (96.0 passer rating)...Part of a unit that allowed Rivers time to post seven games with a passer rating above 105 and nine games above 100, including one game with a passer rating of 149.1 (third highest of career)...Blocked for Rivers to reach 342 career passing TDs, tying Hall of Fame QB Fran Tarkenton for sixth in NFL history...Provided time for Rivers to reach 50,000 career regular-season passing yards, finishing the season ranked ninth on the all-time passing yards list with 50,348...Allowed protection for Rivers to finish the year with 4,171 completions, good for seventh on the all-time completions list...Blocked for RB Melvin Gordon to rush for 1,105 yards and eight TDs on 284 attempts (3.9 avg.) for his first 1,000-yard rushing season...Member of an offensive line that allowed the fewest sacks in the NFL (18)...Led all Chargers offensive players with 1,056 offensive snaps...**at Denver (Sept. 11):** Opened the game at C for the first start of his career, playing all 59 offensive snaps...Part of a line that allowed one sack against a Denver defense that posted a league-high 94 sacks over the previous two seasons (2015-16)...Allowed time for QB Philip Rivers to throw for three TDs, the 49th game of his career with three-plus TD passes...**vs. Miami (Sept. 17):** Started at C, seeing action on 58 plays on offense...Protected QB Philip Rivers as he threw for 331 yards and a TD on 31-of-39 passing (110.6 passer rating)...Rivers' 79.5 completion percentage was his highest since posting a percentage of 82.9 vs. Detroit to open the 2015 season (Sept. 13, 2015)...**vs. Kansas City (Sept. 24):** Appeared on 73 offensive snaps after opening the game at C...**vs. Philadelphia (Oct. 1):** Played in the 20th game of his career, starting at C and played on 57 offensive snaps...Provided protection for QB Philip Rivers to complete 22-of-38 pass attempts for 347 yards and two TDs (105.9 passer rating), his second 300-yard performance of the season and 53rd of his career...**at New York Giants (Oct. 8):** Started at C, appearing on all 78 offensive snaps...Helped block for RB Melvin Gordon to post 105 rushing yards on 20 attempts (5.3 avg.), and register 58 receiving yards and two TDs on a game-high six catches (9.7 avg.)...Part of a unit that did not allow a sack on the day, allowing QB Philip Rivers time to throw for 258 yards and three TDs, marking his second three-TD performance of the season and 50th of his career...Protected Rivers to surpass 47,000 career yards and move ahead of Hall of Fame QB Fran Tarkenton to rank 10th for the most passing yards in league annals...**at Oakland (Oct. 15):** Started at C, playing all 65 snaps on offense...Opened holes for RB Melvin Gordon to post his second-consecutive game with 150-plus yards from scrimmage...Part of a unit that allowed one sack, keeping QB Philip Rivers upright to complete 25-of-36 passes for 268 yards and a TD (100.2 passer rating)...It marked Rivers' third game of the season with a passer rating above 100...On a screen pass to Gordon, provided blocking downfield to lead Gordon to a score...**vs. Denver (Oct. 22):** Appeared on all 58 offensive snaps after opening the game at C...Provided time for QB Philip Rivers to post 183 yards and two TDs on 15-of-26

passing (105.1 passer rating) for the quarterback's 100th career victory...It marked the third game of the season with a passer rating greater than 105 and the fourth higher than 100...**at New England (Oct. 29):** Started at C, playing all 58 offensive snaps...Helped pave the way for RB Melvin Gordon to rush for a season-high 132 yards and an 87-yard TD on 14 carries (9.4 avg.)...**at Jacksonville (Nov. 12):** Started at C and saw action on all 69 plays on offense, marking the 25th game played for his career...Provided time for QB Philip Rivers to throw for 235 yards and two TDs with an INT on 21-of-37 (56.8 pct.) passing to move past Hall of Fame QB Warren Moon (3,988) for eighth, at the time, on the all-time completions list...**vs. Buffalo (Nov. 19):** Started at C, appearing on 66 offensive snaps...Provided protection for QB Philip Rivers and QB Kellen Clemens to throw for a combined 284 passing yards and two TDs for a 108.4 passer rating, including Rivers completing 20-of-32 passes (62.5 pct.) for 251 yards and two TDs (107.7 passer rating) through three quarters...It marked the fifth game of the season for Rivers with a passer rating above 100 and the fourth above 105...Blocked for RB Melvin Gordon and RB Austin Ekeler to combine for 120 rushing yards and two TDs on 26 carries (4.6 avg.)...**at Dallas (Nov. 23):** Started at C and played all 68 snaps on offense...Part of a line that allowed QB Philip Rivers to throw for 434 yards and three TDs on 27-of-33 passing (81.8 pct.) for a 149.1 passer rating...It marked the ninth 400-yard game, 54th 300-yard game and 51st three-TD game of Rivers' career...The 149.1 passer rating ranked third in his career...On the first TD pass, provided Rivers time to move through his progressions to find TE Hunter Henry in the middle of the end zone matched up with S Byron Jones for a three-yard score...**vs. Cleveland (Dec. 3):** Played all 70 snaps on offense after opening the contest at C...Blocked for QB Philip Rivers to complete 31 passes on 43 attempts (72.1 pct.) for 344 yards and a TD (103.2 passer rating), marking the 55th 300-yard game of Rivers' career...Protected Rivers to reach 3,000 yards on the year for the 12th consecutive season, which also brought his career total past 49,000...The victory gave Rivers 103 for his career, good for sole possession of 13th in league history, breaking a tie with Hall of Fame QB Warren Moon...Provided blocking for RB Melvin Gordon to rush for 77 yards on 19 carries (4.1), including blocks of LB Christian Kirksey and LB Joe Schobert on Gordon's 29-yard run in the third quarter...**vs. Washington (Dec. 10):** Started at C and played all 72 snaps on offense...Provided protection for QB Philip Rivers to post the 104th victory of his career and pass Hall of Fame QB Warren Moon (49,324) for ninth in all-time passing yards...Blocked for Rivers to post 319 passing yards and two TDs on 18-of-31 passing (58.1 pct.) for a 114.9 passer rating, marking the 56th career game of 300-plus passing yards...Provided a block on RB Melvin Gordon's one-yard TD run in the third quarter...**at Kansas City (Dec. 16):** Played all 64 snaps on offense after opening the game at C...Blocked for RB Melvin Gordon to post 78 rushing yards and a TD on 19 attempts (4.1 avg.) and six catches for 91 yards (15.2 avg.)...Gordon's 169 yards from scrimmage were a season high and rank second in the running back's career...Made a sealing block on

Gordon's two-yard TD run in the second quarter, bringing Gordon into a tie for the No. 9 in career rushing TDs in Chargers history...**at New York Jets (Dec. 24):** Started at C, playing all 73 snaps on offense...Provided time for QB Philip Rivers to pass Hall of Fame QB John Elway (4,123) for eighth on the all-time completions list, finishing 22-of-40 passing (55.0 pct.) for 290 yards and a TD (86.5 passer rating)...It marked Rivers' ninth 4,000-yard season of his career, becoming the fourth player in NFL history to achieve 4,000 yards in nine-plus seasons (Peyton Manning with 14, Drew Brees with 12 and Tom Brady with nine)...Blocked for RB Melvin Gordon to post 81 rushing yards and a TD on 19 carries (4.3 avg.) and haul in three catch-

es for 47 yards (15.7 avg.), allowing Gordon to surpass 1,000 rushing yards for the first season of his career...**vs. Oakland (Dec. 31):** Started at C, appearing on all 70 offensive snaps...Protected QB Philip Rivers to throw for 387 yards and three TDs on 28-of-37 passing (75.7 pct.) for a 135.8 passer rating...It marked Rivers' 57th 300-yard game and his 52nd three-TD game...Rivers' three TD passes brought his career total to 342, tying Hall of Fame QB Fran Tarkenton for sixth in NFL history...Provided time for Rivers to eclipse 50,000 career regular-season passing yards, making him the ninth player in league annals to do so...Blocked for RB Melvin Gordon to register 93 rushing yards on 17 attempts (5.5 avg.) and six catches for 31 receiving yards (5.2 avg.)...The rushing yardage pushed Gordon into seventh in Chargers history.

SPENCER PULLEY NFL GAMES			
Year	Team	GP	GS
2016	San Diego .....	16	0
2017	Los Angeles Chargers .....	16	16
NFL Totals .....		32	16



# 17 PHILIP RIVERS

**POSITION:** Quarterback  
**HEIGHT:** 6-5  
**WEIGHT:** 228  
**BORN:** December 8, 1981  
**COLLEGE:** North Carolina State  
**HOMETOWN:** Decatur, Ala.  
**HIGH SCHOOL:** Athens High  
**EXPERIENCE:** 14th Year (14th Chargers)  
**ACQUIRED:** Trade (N.Y. Giants) — 2004  
**CAREER GP/GS:** 196/192  
**PLAYOFFS GP/GS:** 9/9



**2017:** Selected to his seventh Pro Bowl, but did not participate and was replaced by Kansas City QB Alex Smith...Named AFC Offensive Player of the Week for his efforts in a Week 12 win against the Cowboys: 27-of-33 passing (81.8 pct.) for 434 yards and three TDs (149.1 passer rating)...Was voted by fans as the FedEx Air Player of the Week for his performance...Named AFC Offensive Player of the Week and was voted FedEx Air Player of the Week for the second time following his performance in a Week 17 win against the Raiders: 28-of-37 (75.7 pct.) for 387 yards and three TDs (135.8 passer rating)...One of only two players (New England QB Tom Brady) in 2017 to win the AFC Offensive Player of the Week award multiple times...Started all 16 games at QB, bringing his career total and consecutive games started streak to 192, the longest active starting streak in the NFL...Registered the 100th win of his career in the second contest against Denver, becoming the 15th player in NFL history and fifth active player to reach the century mark...Improved his mark to 106 regular-season wins, passing Hall of Fame QBs Jim Kelly (101) and Warren Moon (102) for sole possession of 13th in NFL history...Threw for 4,515 yards and 28 TDs with 10 INTs on 360-of-575 passing (62.6 pct.) for a 96.0 passer rating, marking his 12th consecutive season with 3,000-plus passing yards and his 10th straight season with 3,500-plus passing yards, joining Peyton Manning and Drew Brees (13 seasons) as the only quarterbacks in NFL history to reach 3,500 passing yards in 10-plus consecutive seasons...It also marked his ninth season with 4,000 plus yards, joining Peyton Manning (14), Drew Brees (12) and Tom Brady (nine) as the only quarterbacks in NFL history to top 4,000 yards in nine or more seasons...Topped 400 yards once, marking the ninth game with 400-plus passing yards in his career...The 434-yard performance made him the second quarterback in NFL history to throw for 400-plus yards on the road in Dallas on Thanksgiving (Washington QB Kirk Cousins, 449 in 2016)...Threw for 300-plus yards six times, bringing his career total to 57 games...Posted four games with three passing TDs, putting him at 52 games with three-plus TD passes for his career...In seven games, posted a passer rating greater than 105 and registered a passer rating better than 100 in nine games, including one game with a passer rating of 149.1 (third highest of career)...Threw a TD to TE Antonio Gates in the home opener that marked his 85th thrown to Gates, the most by a quarterback-tight end duo in NFL history and tied Hall of Famers Steve Young and Jerry Rice for No. 2 among any quarterback and receiver combination in league annals...Broke the tie with Young and Rice with a TD pass to Gates in the second matchup with Kansas City for sole possession of No. 2 among any quarterback-receiver combination in league annals, trailing only Peyton Manning and Marvin Harrison (112 TDs)...Threw the 87th TD of his career to Gates at the Jets on Christmas Eve...Became the 10th player in NFL history to top 49,000 passing yards and ninth to top 50,000, finishing the season at No. 9 on the all-time passing list with 50,348 career regular-season

## 2017, LOS ANGELES CHARGERS

Date	Opp.	Res.	Games		Att	Cmp	Pct.	Passing					Rtg	Rushing		
			P/S					Yds	TD	Int	Lg	Sk		Att	Yds	TD
09/11	at Den	L	1/1		33	22	66.7	192	3	1	38t	1	99.6	0	0	0
09/17	Mia	L	1/1		39	31	79.5	331	1	0	24	1	110.6	1	0	0
09/24	KC	L	1/1		40	20	50.0	237	0	3	44	2	37.2	0	0	0
10/01	Phi	L	1/1		38	22	57.9	347	2	0	75t	2	105.9	0	0	0
10/08	at NYG	W	1/1		44	21	47.7	258	3	1	25t	0	79.5	4	5	0
10/15	at Oak	W	1/1		36	25	69.4	268	1	0	34	1	100.2	2	-4	0
10/22	Den	W	1/1		26	15	57.7	183	2	0	42t	3	105.1	0	0	0
10/29	at NE	L	1/1		30	17	56.7	212	1	1	24t	1	76.0	0	0	0
11/12	at Jax	L (OT)	1/1		37	21	56.8	235	2	1	30	0	82.6	2	-1	0
11/19	Buf	W	1/1		32	20	62.5	251	2	0	29	1	107.7	0	0	0
11/23	at Dal	W	1/1		33	27	81.8	434	3	0	46	0	149.1	5	-5	0
12/03	Cle	W	1/1		43	31	72.1	344	1	0	39	1	103.2	2	-2	0
12/10	Was	W	1/1		31	18	58.1	319	2	0	75t	2	114.9	0	0	0
12/16	at KC	L	1/1		36	20	55.6	227	1	3	49	2	49.2	0	0	0
12/24	at NYJ	W	1/1		40	22	55.0	290	1	0	39	0	86.5	1	0	0
12/31	Oak	W	1/1		37	28	75.7	387	3	0	62t	1	135.8	1	5	0
<b>'17 TOTALS</b>			<b>9-7</b>	<b>16/16</b>	<b>575</b>	<b>360</b>	<b>62.6</b>	<b>4,515</b>	<b>28</b>	<b>10</b>	<b>75t</b>	<b>18</b>	<b>96.0</b>	<b>18</b>	<b>-2</b>	<b>0</b>

passing yards...Against the Patriots, eclipsed 50,000 career passing yards in the regular and postseason combined, the 10th player in league annals to do so...Finished the season with 4,171 career completions, good for No. 7 in league history...Moved into a tie for sixth in NFL history with Hall of Fame QB Fran Tarkenton with 342 career passing TDs...His 7.76 career yards-per-pass attempt ranks second to Ben Roethlisberger (7.86) all time among quarterbacks with 40,000-plus career passing yards...In the first matchup with the Raiders, posted the 24th fourth quarter comeback victory in his career, and his 10th in the final two minutes...Appeared on 1,028 of 1,064 offensive snaps, ranking third among Chargers offensive players...**Awards:** Pro Bowl Selection (Seventh)...AFC Offensive Player of the Week (Weeks 12 and 17)...FedEx Air Player of the Week (Weeks 12 and 17)...**at Denver (Sept. 11):** Started his 12th-consecutive season opener...Posted 22 completions on 33 passing attempts (66.7 pct.) for 192 yards and three TDs with an INT (99.6 passer rating)...Completed passes to six different receivers...It marked the 49th game with three-plus TD passes in his career and the third time in the season-opening contest...On the first TD, took a shotgun snap at the Denver 11-yard line and stepped up in the pocket to find RB Melvin Gordon on an angle-route in stride before Gordon leapt over S Justin Simmons to reach the end zone...After an interception by S Adrian Phillips, led the Chargers on a drive that culminated a five-yard TD pass to WR Keenan Allen in the middle of the end zone on a seam-route that beat CB Chris Harris Jr. ...Threw his third TD of the day one play after LB Korey Toomer forced a fumble that was recovered by CB Casey Hayward...Took the snap from the Denver 38-yard line and threw a deep pass to WR Travis Benjamin in the end zone along the left sideline after Benjamin sped past S Darian Stewart...**vs. Miami (Sept. 17):** Posted a 110.6 passer rating, connecting on 31-of-39 passes (79.5 pct.) for 331 yards and a TD...Completed passes to seven different receivers...Marked the 52nd game of his career and first of the season to throw for 300-plus passing yards...His 79.5 completion percentage ranked ninth in his career at the time and was only his fourth game with a completion percentage above 79 when throwing 30-plus pass attempts...Hit TE Antonio Gates in the third quarter on a seven-yard seam route for Gates' 112th career TD reception, breaking a tie with Hall of Fame TE Tony Gonzalez for the

most receiving TDs by a tight end in NFL history...The score marked the 85th thrown to Gates, which ranks as the most all-time by a quarterback-tight end combination and tied with Hall of Famers Steve Young and Jerry Rice for No. 2 between any quarterback and receiver combination...Earlier in the game, completed a four-yard pass to Gates for Gates' 900th career reception...**vs. Kansas City (Sept. 24):** Completed 20-of-40 attempts (50.0 pct.) with three INTs (37.2 passer rating)...Tied a then-season-high by completing passes to seven different receivers...**vs. Philadelphia (Oct. 1):** Registered his 180th start (all consecutive), the most in team annals...Posted a 105.9 passer rating, the second of 105-plus on the season, on 22-of-38 passing (57.9 pct.) for 347 yards and two TDs...Completed passes to a season-high nine different receivers...The 347 passing yards were good for his 53rd career game with 300-plus yards...Opened the scoring for Los Angeles on the first play of the team's fourth drive by hitting WR Tyrell Williams in stride on a deep post-pattern for a 75-yard TD...It marked the fourth-longest pass of his career, with each of them going for scores...Tossed his second TD to bring the Chargers within two in the fourth quarter, hitting TE Hunter Henry on a four-yard score in the back of the end zone...The score was the 320th TD pass of his career...It marked his 106th game played with multiple TD passes...**at New York Giants (Oct. 8):** Posted his 50th game with three-plus TD passes, throwing for three TDs and 258 yards on 21-of-44 passing (47.7 pct.) with an INT (79.5 passer rating)...With an 11-yard pass to TE Antonio Gates, surpassed 47,000 career yards, the 11th player in league annals to do so...The play also moved him into 10th in career passing yards, passing Hall of Fame QB Fran Tarkenton (47,003), ending the game with 47,198...Hit RB Melvin Gordon for two passing TDs and TE Hunter Henry for another...Found Gordon early in the second quarter in the right flat for a six-yard score on second-and-goal...With less than a minute in the third quarter, threw a 25-yard strike to Henry in the left corner of the end zone over the top of three Giants defenders to give the Chargers the lead...Trailing by two with just over three minutes remaining, motioned Gordon next to him in the shotgun, hitting the running back in the right flat again for a 10-yard score on third-and-nine to take the lead for good...It was the 23rd fourth quarter comeback victory of his career and the first since an overtime victory over Atlanta (Oct. 23, 2016)...It also marked his first come-from-behind victory with three-plus TD passes since an overtime win against San Francisco (Dec. 20, 2014)...**at Oakland (Oct. 15):** Started at QB, his 182nd consecutive start and appeared on all 65 offensive snaps...Started a game-winning drive with just over four minutes remaining in the fourth quarter to register his 24th fourth quarter come-from-behind victory in his career...It marked the 10th time he has done so in the final two minutes...Finished with 268 passing yards and a TD on 25-of-36 passing (69.4 pct.) for a passer rating of 100.2, his third of 100-plus on the season...Completed a 15-yard third down pass to WR Mike Williams in the fourth quarter for Williams' first NFL catch...Later in the same drive, found RB Melvin Gordon on a screen pass for a six-yard TD to take a 14-10 lead with just over 10 minutes to play...Down 16-14, started the game-winning drive by lofting a pass over S Karl Joseph to TE Hunter Henry for a 34-yard gain...Found Henry two plays later for a 23-yard gain to the Oakland 33-yard line...Centered the ball with four seconds remaining on the Oakland 24-yard line to set up a 32-yard, game-winning field goal by K Nick Novak...**vs. Denver (Oct. 22):** Started his 183rd straight game at QB, seeing action on all 58 offensive snaps...Registered the 100th win of his career, becoming the 15th player in league history and fifth active player to reach the century mark...Completed 15 passes out of 26 attempts (57.7 pct.) for 183 yards and two TDs (105.1 passer rating)...It marked the third game with a passer rating greater than 105 and fourth of the season over 100...Drew the Denver defense offsides for a free play in the second quarter, finding WR Keenan Allen on a corner-route for a 19-yard gain to the Denver one-yard line...On the next play, completed a swing-pass to RB Austin Ekeler in the left flat for a one-yard TD...In the fourth quarter, completed a 13-yard strike to TE Hunter Henry on third-and-11 to keep the drive alive...Found WR Travis Benjamin later in the fourth quarter

on a slant-route that went for a 42-yard score for his second TD...**at New England (Oct. 29):** Started at QB, marking the 184th consecutive start for his career...Completed 17 passes of 30 attempts (56.7 pct.) for 212 yards and a TD with an INT (76.0 passer rating)...Found WR Travis Benjamin on a go-route down the right sideline in the fourth quarter for a 24-yard score to bring the Chargers within five points...Completed passes to eight different receivers...**at Jacksonville (Nov. 12):** Started the 185th game of his career at QB...Posted 21 completions on 37 attempts (56.8 pct.) for 235 yards and two TDs with an INT (82.6 passer rating)...Registered his fifth completion of the game in the second quarter to Mike Williams for a 20-yard gain on a post-route...It marked completion No. 3,989 for his career, passing Hall of Fame QB Warren Moon (3,988) for the eighth-most, at the time, in league annals...Found RB Austin Ekeler in the right flat twice for a pair of scores (28-yarder in second quarter and 22-yarder in third quarter)...**vs. Buffalo (Nov. 19):** Appeared in the 190th game of his career, registering his 186th consecutive start at QB...Tied Hall of Fame QB Jim Kelly with 101 career regular-season wins for 14th in NFL history...Threw for 251 yards and two TDs on 20-of-32 passing (62.5 pct.) for a 107.7 passer rating through three quarters before being removed with a substantial lead...**at Dallas (Nov. 23):** Named AFC Offensive Player of the Week for his efforts and was voted by fans as the FedEx Air Player of the Week...Registered 434 yards and three TDs on 27-of-33 passing (81.8 pct.) for a 149.1 passer rating...Became the second road quarterback to throw for 400-plus yards at Dallas on Thanksgiving (Washington QB Kirk Cousins, 2016)...It marked the ninth game of his career to throw for 400-plus yards, the 54th game with 300-plus yards and 51st game with three-plus TD passes...The 149.1 passer rating was the third-highest of his career and his highest since 2010...His 81.8 completion percentage ranked No. 8 in his career and fourth with at least 30 pass attempts...Threaded the ball to TE Hunter Henry early in the game, dropping it over the head of LB Justin Durant and in front of CB Orlando Scandrick for a 17-yard completion...Opened the scoring in the third quarter with a three-yard TD pass to Henry after going through his progressions to find the tight end posted up in front of S Byron Jones in the middle of the end zone...Later on, found WR Tyrell Williams on a go-route down the right sideline in the front of the end zone, floating the pass over the top of CB Anthony Brown for a 27-yard TD...Capped the offensive scoring in the fourth quarter by completing a 42-yard TD to WR Keenan Allen after the receiver broke a couple of tackles and juked past two defenders...The win brought his career total to 102 regular-season wins, passing Hall of Fame QB Jim Kelly (101) and tying Hall of Fame QB Warren Moon for 13th in NFL history...**vs. Cleveland (Dec. 3):** Posted career regular-season win No. 103, breaking a tie with Hall of Fame QB Warren Moon for sole possession of 13th in league annals...Brought his season total above 3,000 passing yards for the 12th consecutive year and eclipsed 49,000 career passing yards with a 344-yard performance...Started at QB for the 188th straight game, becoming the longest active starting streak...Totaled the 344 yards and a TD on 31-of-43 passing (72.1 pct.) for a 103.2 passer rating...It marked the 55th 300-yard game of his career...Appeared on all 70 offensive snaps...Extended a first quarter play by rolling to his right, giving TE Hunter Henry time to get on his feet after being knocked to the ground by a defender before throwing a 12-yard completion to the tight end for a first down...Threw the 335th TD of his career, good for seventh all time, to WR Keenan Allen in the third quarter on a third-and-goal on a seam-route...**vs. Washington (Dec. 10):** Completed 18-of-31 passes (58.1 pct.) for 319 yards and two TDs (114.9 passer rating) after starting at QB for the 189th time in his career...Played 57 snaps on offense...Passed Hall of Fame QB Warren Moon (49,324) for ninth on the all-time passing list, finishing the game with 49,444 for his career...Found TE Hunter Henry open on a crossing-route in the back of the end zone in the first quarter for an eight-yard TD pass...Found WR Tyrell Williams in stride with separation from CB Josh Norman and S D.J. Swearinger for a 75-yard TD in the second quarter...Ran a flea flicker with RB Melvin Gordon in the third quarter, finding WR Keenan Allen on a go-route down the right sideline for a 51-yard

gain to the Washington one-yard line...**at Kansas City (Dec. 16):** Started the 190th game of his career at QB, extending his consecutive start streak...Played all 64 snaps on offense...Completed 20 passes of 36 attempts (55.6 pct.) for 227 yards and a TD with three INTs (49.2 passer rating)...Threw a 10-yard TD pass to TE Antonio Gates in the third quarter for the 86th career TD between them, breaking a tie with Hall of Famers Steve Young and Jerry Rice for second among TDs between a quarterback-receiver combo to trail only Peyton Manning and Marvin Harrison (112)...**at New York Jets (Dec. 24):** Extended his starting streak to 191 games, opening at QB and playing all 73 snaps on offense...Registered 22 completions on 40 attempts (55.0 pct.) for 290 yards and a TD (86.5 passer rating), passing Hall of Fame QB John Elway (4,123) for eighth on the all-time completions list...Surpassed 4,000 passing yards for the season, marking his ninth season eclipsing the 4,000-yard mark...Joined Peyton Manning (14), Drew Brees (12) and Tom Brady (nine) as the only four quarterbacks in league annals to accomplish that feat...Fired a three-

yard TD to TE Antonio Gates on a seam-route in the second quarter, marking his 87th to Gates...In the fourth quarter, lobbed a pass into a soft spot of the zone between three Jets defenders to find WR Keenan Allen on a deep out-route for a 20-yard gain on third-and-eight...**vs. Oakland (Dec. 31):** Named AFC Offensive Player of the Week for his efforts and was voted by fans as the FedEx Air Player of the Week...Started at QB, marking his 192nd consecutive start, playing 66 snaps...Completed 28 passes on 37 attempts (75.7 pct.) for 387 yards and three TDs (135.8 passer rating)...Added a five-yard scramble on third-and-four in the third quarter...Stepped up in the pocket to avoid pressure to find WR Tyrell Williams behind the defense for a 56-yard TD in the second quarter...To close out the first half, threw a six-yard TD to WR Keenan Allen on a fade-route in the back right corner of the end zone...Fired his third TD of the day to WR Travis Benjamin, going over the top on third-and-12 for a 62-yard score...In the fourth quarter, stood tall in the pocket despite Oakland blitzing seven defenders to find Allen open on an out-route for a 27-yard gain.



## PHILIP RIVERS NFL STATISTICS



— Passing —															— Rushing —				
Year	Team	GP	GS	Att	Cmp	Pct.	Yards	Y/A	TD	Int	Lg	Sk	Lost	Rating	Att	Yds	Avg.	Lg	TD
2004	San Diego	2	0	8	5	62.5	33	4.1	1	0	13t	1	10	110.9	4	-5	-1.3	-1	0
2005	San Diego	2	0	22	12	54.5	115	5.2	0	1	22	3	16	50.4	1	-1	-1.0	-1	0
2006	San Diego	16	16	460	284	61.7	3,388	7.4	22	9	57t	27	144	92.0	48	49	1.0	15	0
2007	San Diego	16	16	460	277	60.2	3,152	6.9	21	15	49t	22	163	82.4	29	33	1.1	10	1
2008	San Diego	16	16	478	312	65.3	4,009	8.4	34	11	67	25	151	105.5	31	84	2.7	11	0
2009	San Diego	16	16	486	317	65.2	4,254	8.8	28	9	81t	25	167	104.4	26	50	1.9	15	1
2010	San Diego	16	16	541	357	66.0	4,710	8.7	30	13	59t	38	227	101.8	29	52	1.8	14	0
2011	San Diego	16	16	582	366	62.9	4,624	7.9	27	20	58	30	198	88.7	26	36	1.4	15	1
2012	San Diego	16	16	527	338	64.1	3,606	6.8	26	15	80t	49	311	88.6	24	40	1.5	11	0
2013	San Diego	16	16	544	378	69.5	4,478	8.2	32	11	60t	30	150	105.5	27	72	2.6	18	0
2014	San Diego	16	16	570	379	66.5	4,286	7.5	31	18	59	36	189	93.8	37	102	2.8	17	0
2015	San Diego	16	16	661	437	66.1	4,792	7.2	29	13	80t	40	264	93.8	17	28	1.6	8	0
2016	San Diego	16	16	578	349	60.4	4,386	7.6	33	21	59	36	188	87.9	14	35	2.5	10	0
2017	Los Angeles Chargers	16	16	575	360	62.6	4,515	7.9	28	10	75t	18	120	96.0	18	-2	-0.1	8	0
NFL Totals		196	192	6,492	4,171	64.2	50,348	7.8	342	166	81t	380	2,298	94.8	335	573	1.7	18	3
PLAYOFFS																			
Year	Team	GP	GS	Att	Cmp	Pct.	Yards	Y/A	TD	Int	Lg	Sk	Lost	Rating	No.	Yds	Avg.	Lg	TD
2006	San Diego	1	1	32	14	43.8	230	7.2	0	1	58	3	26	55.5	3	3	1.0	2	0
2007	San Diego	3	3	86	52	60.5	767	8.9	4	4	56t	2	14	85.8	4	-2	-0.5	1	0
2008	San Diego	2	2	71	41	57.7	525	7.4	3	2	62t	8	60	83.4	2	13	6.5	12	0
2009	San Diego	1	1	40	27	67.5	298	7.5	1	2	37	2	15	76.9	3	4	1.3	3	1
2013	San Diego	2	2	43	30	69.8	345	8.0	3	0	49	5	29	116.9	5	14	2.8	6	0
NFL Totals		9	9	272	164	60.3	2,165	8.0	11	9	62t	20	144	85.2	17	32	1.9	12	1



# 98 ISAAC ROCHELL

**POSITION:** Defensive End  
**HEIGHT:** 6-4  
**WEIGHT:** 280  
**BORN:** April 22, 1995  
**COLLEGE:** Notre Dame  
**HOMETOWN:** McDonough, Ga.  
**HIGH SCHOOL:** Eagles Landing Christian High  
**EXPERIENCE:** Rookie  
**ACQUIRED:** Draft 7 — 2017  
**CAREER GP/GS:** 3/0  
**PLAYOFFS GP/GS:** 0/0



**2017:** Made his NFL debut in the season-opening contest in Denver...Was released with the return of DT Tenny Palepoi from suspension on Sept. 13...Signed to practice squad on Sept. 14...Signed to active roster on Dec. 12...Appeared in three games, totaling five tackles (four solo), a sack and two tackles for loss...Part of a defensive unit that ranked tied for fifth in the NFL with 43 sacks...**at Denver (Sept. 11):** Posted a solo tackle in his NFL debut...Contributed on 15 defensive snaps and 10 on special teams...**at New York Jets (Dec. 24):** Recorded the first sack of his career, taking down QB Bryce Petty at the end of the first half after collapsing the pocket with DE Joey Bosa and DT Darius Philon...Saw action on 24 defensive snaps and 16 on special teams...**vs. Oakland (Dec. 31):** Posted two tackles (one solo) and a tackle for loss, participating on 13 plays on defense and 17 on special teams.

## 2017, LOS ANGELES CHARGERS

Date	Opp.	Res.	Games P/S	Tackles						Interceptions					Fumbles	
				Tot	So	As	Sk	Yd	TFL	No.	Yd	Lg	TD	PD	FF	FR
09/11	at Den	L	1/0	1	1	0	0	0	0	0	0	0	-	0	0	0
09/17	Mia	L	0/0	— Practice Squad —												
09/24	KC	L	0/0	— Practice Squad —												
10/01	Phi	L	0/0	— Practice Squad —												
10/08	at NYG	W	0/0	— Practice Squad —												
10/15	at Oak	W	0/0	— Practice Squad —												
10/22	Den	W	0/0	— Practice Squad —												
10/29	at NE	L	0/0	— Practice Squad —												
11/12	at Jax	L (OT)	0/0	— Practice Squad —												
11/19	Buf	W	0/0	— Practice Squad —												
11/23	at Dal	W	0/0	— Practice Squad —												
12/03	Cle	W	0/0	— Practice Squad —												
12/10	Was	W	0/0	— Practice Squad —												
12/16	at KC	L	0/0	— Inactive —												
12/24	at NYJ	W	1/0	2	2	0	1.0	4	1	0	0	-	0	0	0	0
12/31	Oak	W	1/0	2	1	1	0	0	1	0	0	-	0	0	0	0
<b>'17 TOTALS</b>				<b>9-7</b>	<b>3/0</b>	<b>5</b>	<b>4</b>	<b>1</b>	<b>1.0</b>	<b>4</b>	<b>2</b>	<b>0</b>	<b>0</b>	<b>-</b>	<b>0</b>	<b>0</b>



## ISAAC ROCHELL NFL STATISTICS



Year	Team	GP	GS	— Tackles —					Yds	TFL	— Interceptions —					— Fumbles —			
				Total	Solo	Asst	Sacks				No.	Yds	Lg	TD	PD	FF	FR	Yds	ST Tackles
2017	Los Angeles Chargers	3	0	5	4	1	1.0	4	2	0	0	0	-	0	0	0	0	0	0



# 6 NICK ROSE

**POSITION:** Kicker  
**HEIGHT:** 6-2  
**WEIGHT:** 200  
**BORN:** May 5, 1994  
**COLLEGE:** Texas  
**HOMETOWN:** Honolulu, Hawaii  
**HIGH SCHOOL:** Highland Park High  
**EXPERIENCE:** 1st Year (1st Chargers)  
**ACQUIRED:** Waivers (Washington) — 2017  
**CAREER GP:** 10  
**PLAYOFFS GP:** 0



**2017:** Spent the offseason with San Francisco before being released during final roster reductions...Signed by Washington on Oct. 18, appearing in eight games before being waived on Dec. 16...Claimed off waivers by Los Angeles Chargers on Dec. 18...Made 11 field goals out of 14 attempts with a long of 55 yards between the Chargers and Redskins...Successfully kicked 23 extra points...Totaled 56 points on the season...**at Philadelphia (Oct. 23):** Made all three extra point attempts and a 27-yard field goal...**vs. Dallas (Oct. 29):** Made a pair of field goals and an extra point...**at Seattle (Nov. 5):** Successfully converted both extra point attempts and a field goal to help push Washington to a 17-14 victory...**vs. Minnesota (Nov. 12):** Made three field goals, including a career-long 55-yard


attempt, and successfully kicked three extra points...**at New Orleans (Nov. 19):** Made a career-high four extra points and added a made field goal...**vs. New York Giants (Nov. 23):** Converted two field goals and two extra points...**at Dallas (Nov. 30):** Made both extra point attempts...**at Los Angeles Chargers (Dec. 10):** Successfully kicked an extra point in his final game with Washington...**at New York Jets (Dec. 24):** Appeared in his first game as a Charger, making both extra point attempts and seeing time on six plays on special teams...**vs. Oakland (Dec. 31):** Made a 25-yard field goal attempt and converted three extra points...Appeared on 12 special teams snaps.



## NICK ROSE NFL STATISTICS



Year	Team	GP	— Field Goals —					— PAT —				Block	— Total — Points
			FG	FGA	Pct.	Lg	Blk	XP	XPA	Pct			
2017	Washington	8	10	11	90.9	55	1	18	20	90.0	0		48
2017	Los Angeles Chargers	2	1	3	33.3	25	1	5	6	83.3	1		8
<b>NFL Totals</b>		<b>10</b>	<b>11</b>	<b>14</b>	<b>78.6</b>	<b>55</b>	<b>2</b>	<b>23</b>	<b>26</b>	<b>88.5</b>	<b>1</b>		<b>56</b>



78

MICHAEL SCHOFIELD

POSITION:

HEIGHT:

WEIGHT:

BORN:

COLLEGE:

HOMETOWN:

HIGH SCHOOL:

EXPERIENCE:

ACQUIRED:

CAREER GP/GS:

PLAYOFFS GP/GS:

Guard/Tackle

6-6

301

November 15, 1990

Michigan

Orland Park, Ill.



Carl Sandburgh High

2nd Year (2nd Chargers)

Waivers (Denver) — 2017

44/34


3/3

**2017:** Acquired off waivers from Denver on Sept. 3...Started five games, including the 30th game of his career, and appeared in 10 others...**at Denver (Sept. 11):** Dressed, but did not see any action...**vs. Miami (Sept. 17):** Made his Chargers debut, appearing on five special teams plays...**vs. Kansas City (Sept. 24):** Saw the first action on offense in a Chargers uniform, registering the 30th start of his career...Opened the game at RT in place of injured T Joe Barksdale, playing all 73 snaps on offense...Added two snaps on special teams...**vs. Philadelphia (Oct. 1):** Appeared on one offensive snap and four on special teams...**at New York Giants (Oct. 8):** Saw action on nine offensive plays and five on special teams...**at Oakland (Oct. 15):** Played on 14 offensive snaps and four on special teams...**vs. Denver (Oct. 22):** Appeared on all 58 offensive snaps and three on special teams after opening the game at RT for his 35th career game played...Provided time for QB Philip Rivers to post 183 yards and two TDs on 15-of-26 passing (105.1 passer rating) for the quarterback's 100th career victory...It marked the third game of the season with a passer rating greater than 105 and the fourth higher than 100...Provided a block on a draw to RB Melvin Gordon in the fourth quarter that went for a 21-yard gain, the longest by either team on the ground...**at New England (Oct. 29):** Started at RT, seeing action on all 56 offensive snaps and three on special teams...Helped pave the way for RB Melvin Gordon to rush for a season-high 132 yards and an 87-yard TD on 14 carries (9.4 avg.)...Part of a line that blocked for the team to total 157 rushing yards, the

second-most by the Chargers in a game since 2014 (208 vs. Tennessee, Nov. 6, 2016)...On the TD run, created an edge with G Kenny Wiggins for Gordon to run off-tackle before taking it the rest of the way...**at Jacksonville (Nov. 12):** Started at RT and saw action on all 69 plays on offense and three on special teams...Provided time for QB Philip Rivers to throw for 235 yards and two TDs with an INT on 21-of-37 (56.8 pct.) passing to move past Hall of Fame QB Warren Moon (3,988) for eighth, at the time, on the all-time completions list...**vs. Buffalo (Nov. 19):** Started at RT, joining G Dan Feeney and G Kenny Wiggins as the only Chargers to play all 74 offensive snaps...Provided protection for QB Philip Rivers and QB Kellen Clemens to throw for a combined 284 passing yards and two TDs for a 108.4 passer rating, including Rivers completing 20-of-32 passes (62.5 pct.) for 251 yards and two TDs (107.7 passer rating) through three quarters...It marked the fifth game of the season for Rivers with a passer rating above 100 and the fourth above 105...Blocked for RB Melvin Gordon and RB Austin Ekeler to combine for 120 rushing yards and two TDs on 26 carries (4.6 avg.)...Sealed off LB Preston Brown to open a hole for Gordon on a 20-yard run...**at Dallas (Nov. 23):** Appeared on eight plays on offense and six on special teams...**vs. Cleveland (Dec. 3):** Saw action on eight offensive snaps and six on special teams...**vs. Washington (Dec. 10):** Appeared on 10 plays on offense and six on special teams...**at Kansas City (Dec. 16):** Saw action at RT, totaling 23 offensive snaps and four on special teams...**at New York Jets (Dec. 24):** Saw action on three plays on special teams and two on offense...**vs. Oakland (Dec. 31):** Appeared on an offensive play and six on special teams.

MICHAEL SCHOFIELD NFL GAMES			
Year	Team	GP	GS
2015	Denver	13	13
2016	Denver	16	16
2017	Los Angeles Chargers	15	5
NFL Totals		44	34
PLAYOFFS			
Year	Team	GP	GS
2015	Denver	3	3



68

MATT SLAUSON

POSITION:

Center/Guard

HEIGHT:

6-5

WEIGHT:

315

BORN:

February 18, 1986

COLLEGE:

Nebraska

HOMETOWN:

Colorado Springs, Colo.

HIGH SCHOOL:

Air Force Prep

EXPERIENCE:

9th Year (2nd Chargers)

ACQUIRED:


Free Agent — 2016


CAREER GP/GS:

111/108

PLAYOFFS GP/GS:

3/3






**2017:** Started seven games at LG...Returned to left guard after starting at center for each game in 2016...Appeared on 425 of 448 offensive snaps before suffering a season-ending biceps injury...Played on 25 plays on special teams...Before the injury, was part of a line that kept QB Philip Rivers upright to throw for 1,816 yards and 12 TDs with five INTs on 156-of-256 passing (89.9 passer rating) through seven games...Part of a unit that allowed Rivers time to post three games with a passer rating above 105 and four games above 100...Provided time for Rivers to pass Hall of Fame QB Frank Tarkenton for 10th for all-time passing yards...Blocked for RB Melvin Gordon to rush for 394 yards and three TDs on 117 attempts (3.4 avg.)...Placed on injured reserve on Oct. 24...**at Denver (Sept. 11):** Opened the game at LG, playing all 59 offensive snaps...Part of a line that allowed one sack against a Denver defense that posted a league-high 94 sacks over the previous two seasons (2015-16)...Allowed time for QB Philip Rivers to throw for three TDs, the 49th game of his career with three-plus TD passes...**vs. Miami (Sept. 17):** Started at LG, seeing action on 58 plays on offense...Protected QB Philip Rivers as he threw for 331 yards and a TD on 31-of-39 passing (110.6 passer rating)...Rivers' 79.5 completion percentage was his highest since posting a percentage of 82.9 vs. Detroit to open the 2015 season (Sept. 13, 2015)...**vs. Kansas City (Sept. 24):** Appeared on 73 offensive snaps after opening the game at LG...**vs. Philadelphia (Oct. 1):** Started the 105th game of his

career, his 85th game started at LG...Provided protection for QB Philip Rivers to complete 22-of-38 pass attempts for 347 yards and two TDs (105.9 passer rating), his second 300-yard performance of the season and 53rd of his career...Exited late in the fourth quarter due to a tri-ceps injury, missing the final four offensive snaps...**at New York Giants (Oct. 8):** Started at LG, appearing on all 78 offensive snaps...Helped block for RB Melvin Gordon to post 105 rushing yards on 20 attempts (5.3 avg.), and register 58 receiving yards and two TDs on a game-high six catches (9.7 avg.)...Part of a unit that did not allow a sack on the day, allowing QB Philip Rivers time to throw for 258 yards and three TDs, marking his second three-TD performance of the season and 50th of his career...Protected Rivers to surpass 47,000 career yards and move ahead of Hall of Fame QB Fran Tarkenton to rank 10th for the most passing yards in league annals...**at Oakland (Oct. 15):** Started at LG, seeing action on all 65 plays on offense...Opened holes for RB Melvin Gordon to post his second-consecutive game with 150-plus yards from scrimmage...Part of a unit that allowed one sack, keeping QB Philip Rivers upright to complete 25-of-36 passes for 268 yards and a TD (100.2 passer rating)...It marked Rivers' third game of the season with a passer rating above 100...**vs. Denver (Oct. 22):** Started at LG and appeared on 39 offensive snaps and two on special teams before departing with a season-ending biceps injury...Provided time for QB Philip Rivers to post 183 yards and two TDs on 15-of-26 passing (105.1 passer rating) for the quarterback's 100th career victory...It marked the third game of the season with a passer rating greater than 105 and the fourth higher than 100.

MATT SLAUSON NFL GAMES			
Year	Team	GP	GS
2009	New York Jets	3	0
2010	New York Jets	16	16
2011	New York Jets	16	16
2012	New York Jets	16	16
2013	Chicago	16	16
2014	Chicago	5	5
2015	Chicago	16	16
2016	San Diego	16	16
2017	Los Angeles Chargers	7	7
NFL Totals		111	108
PLAYOFFS			
Year	Team	GP	GS
2010	New York Jets	3	3



71

DAMION SQUARE

POSITION:

Nose Tackle

HEIGHT:

6-2

WEIGHT:

293

BORN:

February 6, 1989

COLLEGE:

Alabama

HOMETOWN:

Houston, Texas

HIGH SCHOOL:

Yates High

EXPERIENCE:

5th Year (4th Chargers)

ACQUIRED:


Waivers (Kansas City) — 2014


CAREER GP/GS:

43/8

PLAYOFFS GP/GS:

1/0






**2017:** Appeared in all 16 games...Totaled 45 tackles (19 solo), a tackle for loss, three passes defended and a fumble recovery...**at Denver (Sept. 11):** Registered an assisted tackle on 23 defensive snaps while contributing on five special teams plays...**vs. Miami (Sept. 17):** Saw action on 23 defensive snaps, posting two assisted tackles...Appeared on five plays on special teams...**vs. Kansas City (Sept. 24):** Played on 14 defensive plays and five on special teams in the 30th game of his career...Posted two tackles (one solo) and a pass defended...**vs. Philadelphia (Oct. 1):** Registered four tackles (two solo)...Appeared on 29 plays on defense and six on special teams...**at New York Giants (Oct. 8):** Posted four tackles (two solo) for the second time in as many weeks...Saw action on 24 defensive snaps and two on special teams...**at Oakland (Oct. 15):** Assisted on a tackle, playing on 19 defensive snaps and three on special teams...**vs. Denver (Oct. 22):** Totaled three tackles (two solo) and a tackle for loss on 25 defensive snaps...Recovered a fumble forced by DE Chris McCain on a strip-sack of QB Trevor Siemian...**at New England (Oct. 29):** Posted a season-high six tackles (five solo) while appearing in the 35th game of his career...Played 34 snaps on defense and seven on special teams...**at Jacksonville (Nov. 12):** Posted four assisted tackles...Played on 24 defensive snaps and three on special teams...**vs. Buffalo (Nov. 19):** Registered 30 defensive snaps and four on special teams, finishing with two tackles (one solo)...**at Dallas (Nov. 23):** Posted two solo tackles on 20 defensive snaps...**vs. Cleveland (Dec. 3):** Reached 80 career tackles after assisting on two...Played 20 snaps on defense and


2017, LOS ANGELES CHARGERS

Date	Opp.	Res.	Games		Tot	So	Tackles		Yd	TFL	Interceptions					Fumbles	
			P/S				As	Sk			No.	Yd	Lg	TD	PD	FF	FR
09/11	at Den	L	1/0		1	0	1	0	0	0	0	0	-	0	0	0	0
09/17	Mia	L	1/0		2	0	2	0	0	0	0	0	-	0	0	0	0
09/24	KC	L	1/0		2	1	1	0	0	0	0	0	-	0	1	0	0
10/01	Phi	L	1/0		4	2	2	0	0	0	0	0	-	0	0	0	0
10/08	at NYG	W	1/0		4	2	2	0	0	0	0	0	-	0	0	0	0
10/15	at Oak	W	1/0		1	0	1	0	0	0	0	0	-	0	0	0	0
10/22	Den	W	1/0		3	2	1	0	0	1	0	0	-	0	0	0	1
10/29	at NE	L	1/0		6	5	1	0	0	0	0	0	-	0	0	0	0
11/12	at Jax	L (OT)	1/0		4	0	4	0	0	0	0	0	-	0	0	0	0
11/19	Buf	W	1/0		2	1	1	0	0	0	0	0	-	0	0	0	0
11/23	at Dal	W	1/0		2	2	0	0	0	0	0	0	-	0	0	0	0
12/03	Cle	W	1/0		2	0	2	0	0	0	0	0	-	0	0	0	0
12/10	Was	W	1/0		3	0	3	0	0	0	0	0	-	0	1	0	0
12/16	at KC	L	1/0		6	4	2	0	0	0	0	0	-	0	1	0	0
12/24	at NYJ	W	1/0		1	0	1	0	0	0	0	0	-	0	0	0	0
12/31	Oak	W	1/0		2	0	2	0	0	0	0	0	-	0	0	0	0
'17 TOTALS			9-7	16/0	45	19	26	0	0	1	0	0	-	0	3	0	1


two on special teams...**vs. Washington (Dec. 10):** Played 13 defensive snaps and two on special teams, finishing with three assisted tackles and a pass defended...**at Kansas City (Dec. 16):** Tied a season high with six tackles (four solo) and a pass defended...Saw action on 23 plays on defense and seven on special teams...**at New York Jets (Dec. 24):** Assisted on a tackle, playing a special teams snap and 26 on defense...**vs. Oakland (Dec. 31):** Assisted on two tackles while playing 17 snaps on defense and two on special teams...Forced QB Derek Carr to scramble out of the pocket to his right late in the fourth quarter before chasing Carr down and forcing him to throw the ball away along the right sideline.



DAMION SQUARE NFL STATISTICS



Year	Team	GP	GS	— Tackles —					— Interceptions —					— Fumbles —			
				Total	Solo	Asst	Sacks	Yds	TFL	No.	Yds	Lg	TD	PD	FF	FR	ST Tackles
2013	Philadelphia	10	0	10	3	7	0.0	0	1	0	0	—	0	1	0	0	0
2014	Kansas City	0	0	0	0	0	0.0	0	0	0	0	—	0	0	0	0	0
2014	San Diego	0	0	0	0	0	0.0	0	0	0	0	—	0	0	0	0	0
2015	San Diego	6	1	6	6	0	0.0	0	0	0	0	—	0	0	0	1	0
2016	San Diego	11	7	31	13	18	2.5	16.5	6	0	0	—	0	0	0	0	0
2017	Los Angeles Chargers	16	0	45	19	26	0.0	0	1	0	0	—	0	3	0	1	0
NFL Totals		43	8	92	41	51	2.5	16.5	8	0	0	—	0	4	0	2	0
Year	Team	GP	GS	— Tackles —					— Interceptions —					— Fumbles —			
				Total	Solo	Asst	Sk	Yds	TFL	No.	Yds	Lg	TD	PD	FF	FR	ST Tackles
2013	Philadelphia	1	0	1	1	0	0.0	0	0	0	0	—	0	0	0	0	0



69

SAM TEVI

POSITION:

HEIGHT:

WEIGHT:

BORN:

COLLEGE:

HOMETOWN:

HIGH SCHOOL:

EXPERIENCE:

ACQUIRED:

CAREER GP/GS:

PLAYOFFS GP/GS:

Tackle

6-5

315

November 15, 1994

Utah

Euless, Texas



Trinity High

Rookie

Draft 6 — 2017

14/1

0/0

**2017:** Inactive for the first two contests of the season and appeared in 14 others, including his first career start at LT...  
**at Denver (Sept. 11):** Inactive (healthy scratch)...**vs. Kansas City (Sept. 24):** Made his NFL debut, appearing on two special teams plays...**vs. Philadelphia (Oct. 1):** Saw action on four special teams snaps...**at New York Giants (Oct. 8):** Appeared on five plays on special teams...**at Oakland (Oct. 15):** Played four snaps on special teams...**vs. Denver (Oct. 22):** Saw the first action on offense of his career, taking part in one snap on offense and three on special teams...**at New England (Oct. 29):** Appeared on seven snaps on special teams...**at Jacksonville (Nov. 12):** Played seven plays on special teams and three on offense...**vs. Buffalo (Nov. 19):** Saw the most extensive action of his career on offense to that point, participating on 22 offensive snaps and 14 on special teams...**at Dallas (Nov. 23):** Participated on eight special teams plays...**vs. Cleveland (Dec. 3):** Saw action on nine snaps on special


teams...**vs. Washington (Dec. 10):** Played 13 snaps at LT in relief of T Russell Okung due to a mid-game injury before returning...Added eight snaps on special teams...**at Kansas City (Dec. 16):** Saw action at LT, playing 24 offensive snaps and seven on special teams...**at New York Jets (Dec. 24):** Started at LT for the first start of his career, playing all 73 snaps on offense and adding three on special teams...Provided time for QB Philip Rivers to pass Hall of Fame QB John Elway (4,123) for eighth on the all-time completions list, finishing 22-of-40 passing (55.0 pct.) for 290 yards and a TD (86.5 passer rating)...It marked Rivers' ninth 4,000-yard season of his career, becoming the fourth player in NFL history to achieve 4,000 yards in nine-plus seasons (Peyton Manning with 14, Drew Brees with 12 and Tom Brady with nine)...Blocked for RB Melvin Gordon to post 81 rushing yards and a TD on 19 carries (4.3 avg.) and haul in three catches for 47 yards (15.7 avg.), allowing Gordon to surpass 1,000 rushing yards for the first season of his career...**vs. Oakland (Dec. 31):** Saw action on nine special teams snaps.

SAM TEVI NFL GAMES			
Year	Team	GP	GS
2017	Los Angeles Chargers	14	1



# 56 KOREY TOOMER

**POSITION:** Inside Linebacker  
**HEIGHT:** 6-2  
**WEIGHT:** 235  
**BORN:** December 9, 1988  
**COLLEGE:** Idaho  
**HOMETOWN:** Las Vegas, Nev.  
**HIGH SCHOOL:** Shadow Ridge High  
**EXPERIENCE:** 4th Year (2nd Chargers)  
**ACQUIRED:** Free Agent — 2016  
**CAREER GP/GS:** 46/16  
**PLAYOFFS GP/GS:** 0/0



**2017:** Appeared in 15 games with eight starts...Forced two fumbles, registered a pick-six, posted a nine-yard sack and registered three passes defended...Posted 46 tackles (29 solo), eclipsing 100 career tackles...Part of a defensive unit that ranked tied for fifth in the NFL with 43 sacks...**at Denver (Sept. 11):** Started at ILB, appearing on 27 defensive snaps and eight on special teams...Totaled seven tackles (four solo), a pass defended and forced a fumble...Knocked the ball free from RB Jamaal Charles in the fourth quarter, which was recovered by CB Casey Hayward...**vs. Miami (Sept. 17):** Saw action on 12 plays on defense, posting three assisted tackles...**vs. Kansas City (Sept. 24):** Posted eight tackles (three solo) on 42 defensive plays...Registered his second pass defended of the season by knocking away a pass from QB Alex Smith intended for WR Tyreek Hill...**vs. Philadelphia (Oct. 1):** Registered the 35th game played and 10th start of his career, opening the game at ILB...Saw action on 16 defensive plays and eight on special teams...**at New York Giants (Oct. 8):** Inactive (healthy scratch)...**at Oakland (Oct. 15):** Returned to action as the starting ILB, playing on 34 snaps on defense...Tied a season high with eight tackles (seven solo)...**vs. Denver (Oct. 22):** Posted four tackles (one solo) after starting at ILB...Appeared on 15 defensive plays...**at New England (Oct. 29):** Played 25 snaps on defense, totaling four solo tackles...The first brought his career total to 100 tackles, finishing the day with 103 for his career...**at Jacksonville (Nov. 12):** Started at OLB, playing 34 snaps on defense and 19 on special teams...Posted four tackles (three solo)...**vs. Buffalo (Nov. 19):** Opened scoring for the game with an INT on a deflected pass from QB Nathan Peterman, returning it 59 yards for a TD...On the return, received blocks from DE Joey Bosa, OLB Kyle Emanuel and DT Darius Philon...Added a solo tackle and a special teams tackle on kickoff coverage...Finished with 15 plays on defense and

## 2017, LOS ANGELES CHARGERS

Date	Opp.	Res.	Games P/S	Tackles					Yd	TFL	Interceptions					Fumbles	
				Tot	So	As	Sk				No.	Yd	Lg	TD	PD	FF	FR
09/11	at Den	L	1/1	7	4	3	0	0	0	0	0	0	-	0	1	1	0
09/17	Mia	L	1/0	3	0	3	0	0	0	0	0	0	-	0	1	0	0
09/24	KC	L	1/0	8	3	5	0	0	0	0	0	0	-	0	1	0	0
10/01	Phi	L	1/1	0	0	0	0	0	0	0	0	0	-	0	0	0	0
10/08	at NYG	W	0/0	— Inactive —													
10/15	at Oak	W	1/1	8	7	1	0	0	0	0	0	0	-	0	0	0	0
10/22	Den	W	1/1	4	1	3	0	0	0	0	0	0	-	0	0	0	0
10/29	at NE	L	1/0	4	4	0	0	0	0	0	0	0	-	0	0	0	0
11/12	at Jax	L (OT)	1/1	4	3	1	0	0	0	0	0	0	-	0	0	0	0
11/19	Buf	W	1/1	1	1	0	0	0	0	0	1	59	59t	1	1	0	0
11/23	at Dal	W	1/0	0	0	0	0	0	0	0	0	0	-	0	0	0	0
12/03	Cle	W	1/0	0	0	0	0	0	0	0	0	0	-	0	0	0	0
12/10	Was	W	1/0	0	0	0	0	0	0	0	0	0	-	0	0	0	0
12/16	at KC	L	1/0	0	0	0	0	0	0	0	0	0	-	0	0	0	0
12/24	at NYJ	W	1/1	5	5	0	1.0	9	1	0	0	0	-	0	0	1	0
12/31	Oak	W	1/1	2	1	1	0	0	0	0	0	0	-	0	0	0	0
<b>'17 TOTALS</b>				<b>46</b>	<b>29</b>	<b>17</b>	<b>1</b>	<b>9</b>	<b>1</b>	<b>1</b>	<b>59</b>	<b>59t</b>	<b>1</b>	<b>3</b>	<b>2</b>	<b>0</b>	<b>0</b>

seven on special teams in the 40th game of his career...**at Dallas (Nov. 23):** Appeared on seven special teams plays...**vs. Cleveland (Dec. 3):** Participated on six special teams snaps...**vs. Washington (Dec. 10):** Played 10 snaps on special teams...**at Kansas City (Dec. 16):** Appeared on two plays on defense and 12 on special teams...**at New York Jets (Dec. 24):** Started at OLB to mark his 14th game played of the season, setting a new career high...Registered five solo tackles, including a nine-yard sack for his second career sack...Brought down QB Bryce Petty after being untouched on a delayed blitz through the middle of the line and jumping to force Petty to pull the ball down and scramble...Forced a fumble in the second quarter...On the play, stood up RB Matt Forte with ILB Hayes Pullard in the backfield and stripped the ball free before Pullard recovered the fumble...Played 26 snaps on defense and two on special teams...**vs. Oakland (Dec. 31):** Started at OLB, seeing time on 18 defensive plays and six on special teams...Finished with two tackles (one solo).



## KOREY TOOMER NFL STATISTICS



Year	Team	GP	GS	— Tackles —					Yds	TFL	— Interceptions —					— Fumbles —			ST Tackles
				Total	Solo	Asst	Sacks				No.	Yds	Lg	TD	PD	FF	FR	Yds	
2014	Dallas	1	0	0	0	0	0.0	0	0	0	0	0	—	0	0	0	0	0	0
2014	St. Louis	7	0	0	0	0	0.0	0	0	0	0	0	—	0	0	0	0	0	5
2015	Oakland	10	0	0	0	0	0.0	0	0	0	0	0	—	0	0	0	0	0	4
2016	San Diego	13	8	69	39	30	1.0	1	9	0	0	0	—	0	1	3	1	2	4
2017	Los Angeles Chargers	15	8	46	29	17	1.0	9	1	1	59	59t	1	3	2	2	0	0	1
<b>NFL Totals</b>		<b>46</b>	<b>16</b>	<b>115</b>	<b>68</b>	<b>47</b>	<b>2.0</b>	<b>10</b>	<b>10</b>	<b>1</b>	<b>59</b>	<b>59t</b>	<b>1</b>	<b>4</b>	<b>5</b>	<b>1</b>	<b>2</b>	<b>14</b>	



# 22 JASON VERRETT

**POSITION:** Cornerback  
**HEIGHT:** 5-10  
**WEIGHT:** 188  
**BORN:** June 18, 1991  
**COLLEGE:** Texas Christian  
**HOMETOWN:** Fairfield, Calif.  
**HIGH SCHOOL:** Rodriguez High  
**EXPERIENCE:** 4th Year (4th Chargers)  
**ACQUIRED:** Draft 1 — 2014  
**CAREER GP/GS:** 25/22  
**PLAYOFFS GP/GS:** 0/0



**2017:** Returned to the starting lineup after missing the last 12 weeks of 2016 with a knee injury...Inactive for game against Miami with a knee injury before being placed on injured reserve on Sept. 23...**at Denver (Sept. 11):** Opened the game at RCB, posting a solo tackle while playing 63 defensive snaps... Contributed on four special teams plays...**vs. Miami (Sept. 17):** Inactive (knee).

## 2017, LOS ANGELES CHARGERS

Date	Opp.	Res.	Games		Tackles						Interceptions					Fumbles	
			P/S		Tot	So	As	Sk	Yd	TFL	No.	Yd	Lg	TD	PD	FF	FR
09/11	at Den	L	1/1		1	1	0	0	0	0	0	0	0	0	0	0	0
09/17	Mia	L	0/0		— Inactive —						0	0	—	0	0	0	0
09/24	KC	L	0/0		— Injured Reserve —												
10/01	Phi	L	0/0		— Injured Reserve —												
10/08	at NYG	W	0/0		— Injured Reserve —												
10/15	at Oak	W	0/0		— Injured Reserve —												
10/22	Den	W	0/0		— Injured Reserve —												
10/29	at NE	L	0/0		— Injured Reserve —												
11/12	at Jax	L (OT)	0/0		— Injured Reserve —												
11/19	Buf	W	0/0		— Injured Reserve —												
11/23	at Dal	W	0/0		— Injured Reserve —												
12/03	Cle	W	0/0		— Injured Reserve —												
12/10	Was	W	0/0		— Injured Reserve —												
12/16	at KC	L	0/0		— Injured Reserve —												
12/24	at NYJ	W	0/0		— Injured Reserve —												
12/31	Oak	W	0/0		— Injured Reserve —												
<b>'17 TOTALS</b>			<b>9-7</b>	<b>1/1</b>	<b>1</b>	<b>1</b>	<b>0</b>	<b>0</b>	<b>0</b>	<b>0</b>	<b>0</b>	<b>0</b>	<b>0</b>	<b>—</b>	<b>0</b>	<b>0</b>	<b>0</b>



## JASON VERRETT NFL STATISTICS



Year	Team	GP	GS	— Tackles —						— Interceptions —						— Fumbles —			
				Total	Solo	Asst	Sacks	Yds	TFL	No.	Yds	Lg	TD	PD		FF	FR	Yds	ST Tackles
2014	San Diego	6	4	19	18	1	0.0	0	0	1	0	0	0	4		0	0	0	0
2015	San Diego	14	13	47	42	5	0.0	0	2	3	68	68t	1	11		0	0	0	0
2016	San Diego	4	4	13	11	2	0.0	0	0	1	0	0	0	3		0	0	0	1
2017	Los Angeles Chargers	1	1	1	1	0	0.0	0	0	0	0	—	0	0		0	0	0	0
<b>NFL Totals</b>		<b>25</b>	<b>22</b>	<b>80</b>	<b>72</b>	<b>8</b>	<b>0.0</b>	<b>0</b>	<b>2</b>	<b>5</b>	<b>68</b>	<b>68t</b>	<b>1</b>	<b>18</b>		<b>0</b>	<b>0</b>	<b>0</b>	<b>1</b>



# 34 DEREK WATT

**POSITION:** Fullback  
**HEIGHT:** 6-2  
**WEIGHT:** 234  
**BORN:** November 7, 1992  
**COLLEGE:** Wisconsin  
**HOMETOWN:** Pewaukee, Wis.  
**HIGH SCHOOL:** Pewaukee (Wis.) High  
**EXPERIENCE:** 2nd Year (2nd Chargers)  
**ACQUIRED:** Draft 6 — 2016  
**CAREER GP/GS:** 32/6  
**PLAYOFFS GP/GS:** 0/0



**2017:** Appeared in all 16 games with four starts at FB, including the first back-to-back starts of his career...Registered six carries for 24 yards (4.0 avg.), two catches for 35 yards (17.5 avg.) and 11 tackles on special teams...Led the team with 335 snaps on special teams...**at Denver (Sept. 11):** Started at FB, seeing action on eight offensive plays and 19 on special teams...**vs. Miami (Sept. 17):** Opened the game at FB, marking his first start in two consecutive games...Had a rushing attempt and a special teams tackle on punt coverage that pinned the Dolphins inside their own 20...Played eight snaps on offense and 18 on special teams...**vs. Kansas City (Sept. 24):** Appeared on 12 offensive plays while contributing on 17 special teams snaps...**vs. Philadelphia (Oct. 1):** Played the 20th game of his career...Contributed on six offensive snaps and 17 on special teams...**at New York Giants (Oct. 8):** Saw time at fullback and on special teams, contributing on six offensive plays and 17 on special teams...Posted a pair of special teams tackles on kickoff coverage, including one that forced the Giants to begin the drive inside their own 20...**at Oakland (Oct. 15):** Saw action on offense on 12 plays and played 15 snaps on special teams...Helped spring RB Melvin Gordon free on an 18-yard run in the third quarter...**vs. Denver (Oct. 22):** Played 13 offensive snaps and 16 on special teams, registering a special teams tackle on kickoff coverage...**at New England (Oct. 29):** Started at FB, seeing action on five snaps on offense and 21 on special teams...**at Jacksonville (Nov. 12):** Played on 13 offensive snaps and 32 on special teams, tied for the team lead in the third phase with S Rayshawn Jenkins...It marked the 25th game played of his career...Hauled in his first catch of the season in the right flat and turned it into a 13-yard gain...Added a special teams tackle on kickoff coverage...**vs. Buffalo (Nov. 19):** Totaled two carries for 17 yards (8.5 avg.), including a career-long, 17-yard carry...Added a special teams tackle on kickoff coverage, seeing time on 15 offensive snaps and 31 on special teams...**at Dallas (Nov. 23):** Saw action on seven offensive plays and all 19 special teams snaps, marking the first Charger of the season to play all special teams snaps in a game...Notched a special teams tackle on kickoff coverage,

## 2017, LOS ANGELES CHARGERS

Date	Opp.	Res.	Games		Att	Rushing				No.	Receiving				Total Off.
			P/S			Yds	Avg.	Lg	TD		Yds	Avg.	Lg	TD	
09/11	at Den	L	1/1		0	0	-	-	0	0	0	-	-	0	0
09/17	Mia	L	1/1		1	0	0.0	0	0	0	0	-	-	0	0
09/24	KC	L	1/0		0	0	-	-	0	0	0	-	-	0	0
10/01	Phi	L	1/0		0	0	-	-	0	0	0	-	-	0	0
10/08	at NYG	W	1/0		0	0	-	-	0	0	0	-	-	0	0
10/15	at Oak	W	1/0		0	0	-	-	0	0	0	-	-	0	0
10/22	Den	W	1/0		0	0	-	-	0	0	0	-	-	0	0
10/29	at NE	L	1/1		0	0	-	-	0	0	0	-	-	0	0
11/12	at Jax	L (OT)	1/0		0	0	-	-	0	1	12	12.0	12	0	12
11/19	Buf	W	1/0		2	17	8.5	17	0	0	0	-	-	0	17
11/23	at Dal	W	1/0		0	0	-	-	0	0	0	-	-	0	0
12/03	Cle	W	1/0		0	0	-	-	0	0	0	-	-	0	0
12/10	Was	W	1/0		1	2	2.0	2	0	0	0	-	-	0	2
12/16	at KC	L	1/0		0	0	-	-	0	0	0	-	-	0	0
12/24	at NYJ	W	1/1		1	3	3.0	3	0	1	23	23.0	23	0	26
12/31	Oak	W	1/0		1	2	2.0	2	0	0	0	-	-	0	2
<b>'17 TOTALS</b>			<b>9-7</b>	<b>16/4</b>	<b>6</b>	<b>24</b>	<b>4.0</b>	<b>17</b>	<b>0</b>	<b>2</b>	<b>35</b>	<b>17.5</b>	<b>23</b>	<b>0</b>	<b>59</b>

pinning the Cowboys inside their 20-yard line...**vs. Cleveland (Dec. 3):** Posted a special teams tackle on kickoff coverage, pinning the Browns inside their own 20...Played on seven offensive snaps and 19 on special teams...**vs. Washington (Dec. 10):** Registered a two-yard carry on third down and a special teams tackle on punt coverage to force Washington to start the ensuing drive inside the 20...Played 29 snaps on special teams and 10 on offense...Provided a big block on three Redskins players to spring WR Travis Benjamin free for a 47-yard punt return in the fourth quarter...**at Kansas City (Dec. 16):** Posted his sixth straight game with a special teams tackle, registering the stop on punt coverage to pin the Chiefs inside the 20 to start the ensuing drive...Totaled three offensive plays and 18 on special teams...**at New York Jets (Dec. 24):** Extended his streak of games with a special teams tackle to seven, pinning the Jets inside their 20 on punt coverage...Started at FB, playing six snaps on offense and a team-high 27 on special teams...Posted a three-yard carry and a season-long, 23-yard catch...Provided the lead block for RB Melvin Gordon's one-yard TD run in the third quarter...Chased down WR JoJo Natson for a special teams tackle on punt coverage, pinning New York at their five-yard line for the final offensive play...**vs. Oakland (Dec. 31):** Played 20 snaps on special teams and 12 on offense, registering a two-yard carry...Saw his seven-game streak with a special teams tackle come to an end.



## DEREK WATT NFL STATISTICS



		— Rushing —							— Receiving —					— Scrimmage —
Year	Team	GP	GS	Att	Yds	Avg.	Lg	TD	No.	Yds	Avg.	Lg	TD	Yards
2016	San Diego	16	2	2	4	2.0	2	0	4	83	20.8	53	0	87
2017	Los Angeles Chargers	16	4	6	24	4.0	17	0	2	35	17.5	23	0	59
NFL Totals		32	6	8	28	3.5	17	0	6	118	19.7	53	0	146



# 79 KENNY WIGGINS

**POSITION:** Guard/Tackle  
**HEIGHT:** 6-6  
**WEIGHT:** 314  
**BORN:** August 8, 1988  
**COLLEGE:** Fresno State  
**HOMETOWN:** Elk Grove, Calif.  
**HIGH SCHOOL:** Elk Grove (Calif.) High  
**EXPERIENCE:** 4th Year (4th Chargers)  
**ACQUIRED:** Free Agent — 2013  
**CAREER GP/GS:** 45/25  
**PLAYOFFS GP/GS:** 0/0



**2017:** Started all 16 games at RG...Part of a line that kept QB Philip Rivers upright to throw for 4,515 yards and 28 TDs with 10 INTs on 360-of-575 passing (96.0 passer rating)...Part of a unit that allowed Rivers time to post seven games with a passer rating above 105 and nine games above 100, including one game with a passer rating of 149.1 (third highest of career)...Blocked for Rivers to reach 342 career passing TDs, tying Hall of Fame QB Fran Tarkenton for sixth in NFL history...Provided time for Rivers to reach 50,000 career regular-season passing yards, finishing the season ranked ninth on the all-time passing yards list with 50,348...Allowed protection for Rivers to finish the year with 4,171 completions, good for seventh on the all-time completions list...Blocked for RB Melvin Gordon to rush for 1,105 yards and eight TDs on 284 attempts (3.9 avg.) for his first 1,000-yard rushing season...Member of an offensive line that allowed the fewest sacks in the NFL (18)...Appeared on 1,042 of 1,064 offensive snaps...Participated on 67 special teams plays...**at Denver (Sept. 11):** Opened the game at RG, playing all 59 offensive snaps...Marked the 10th start of his career...Part of a line that allowed one sack against a Denver defense that posted a league-high 94 sacks over the previous two seasons (2015-16)...Allowed time for QB Philip Rivers to throw for three TDs, the 49th game of his career with three-plus TD passes...**vs. Miami (Sept. 17):** Started at RG, seeing action on 58 plays on offense...Protected QB Philip Rivers as he threw for 331 yards and a TD on 31-of-39 passing (110.6 passer rating)...Rivers' 79.5 completion percentage was his highest since posting a percentage of 82.9 vs. Detroit to open the 2015 season (Sept. 13, 2015)...**vs. Kansas City (Sept. 24):** Appeared on 73 offensive snaps after opening the game at RG...**vs. Philadelphia (Oct. 1):** Started at RG and played on 57 offensive snaps...Provided protection for QB Philip Rivers to complete 22-of-38 pass attempts for 347 yards and two TDs (105.9 passer rating), his second 300-yard performance of the season and 53rd of his career...**at New York Giants (Oct. 8):** Started at RG, appearing on 69 offensive snaps...Helped block for RB Melvin Gordon to post 105 rushing yards on 20 attempts (5.3 avg.), and register 58 receiving yards and two TDs on a game-high six catches (9.7 avg.)...Part of a unit that did not allow a sack on the day, allowing QB Philip Rivers time to throw for 258 yards and three TDs, marking his second three-TD performance of the season and 50th of his career...Protected Rivers to surpass 47,000 career yards and move ahead of Hall of Fame QB Fran Tarkenton to rank 10th for the most passing yards in league annals...**at Oakland (Oct. 15):** Started at RG, seeing action on 55 plays on offense...Opened holes for RB Melvin Gordon to post his second-consecutive game with 150-plus yards from scrimmage...Part of a unit that allowed one sack, keeping QB Philip Rivers upright to complete 25-of-36 passes for 268 yards and a TD (100.2 passer rating)...It marked Rivers' third game of the season with a passer rating above 100...Pulled to the left on a third quarter play to spring Gordon free for an 18-yard run...**vs. Denver (Oct. 22):** Appeared on 55 offensive snaps after starting at RG...Provided time for QB Philip Rivers to post 183 yards and two TDs on 15-of-26 passing (105.1 passer

rating) for the quarterback's 100th career victory...It marked the third game of the season with a passer rating greater than 105 and the fourth higher than 100...Provided a block on a draw to RB Melvin Gordon in the fourth quarter that went for a 21-yard gain, the longest by either team on the ground...**at New England (Oct. 29):** Started at RG, playing all 56 offensive snaps and two on special teams...Helped pave the way for RB Melvin Gordon to rush for a season-high 132 yards and an 87-yard TD on 14 carries (9.4 avg.)...Part of a line that blocked for the team to total 157 rushing yards, the second-most by the Chargers in a game since 2014 (208 vs. Tennessee, Nov. 6, 2016)...On the TD run, created an edge with G/T Michael Schofield for Gordon to run off-tackle before taking it the rest of the way...**at Jacksonville (Nov. 12):** Started at RG and saw action on all 69 plays on offense...Provided time for QB Philip Rivers to throw for 235 yards and two TDs with an INT on 21-of-37 (56.8 pct.) passing to move past Hall of Fame QB Warren Moon (3,988) for eighth, at the time, on the all-time completions list...**vs. Buffalo (Nov. 19):** Started at RG, joining G Dan Feeney and G/T Michael Schofield as the only Chargers to play all 74 offensive snaps...Provided protection for QB Philip Rivers and QB Kellen Clemens to throw for a combined 284 passing yards and two TDs for a 108.4 passer rating, including Rivers completing 20-of-32 passes (62.5 pct.) for 251 yards and two TDs (107.7 passer rating) through three quarters...It marked the fifth game this season for Rivers with a passer rating above 100 and the fourth above 105...Blocked for RB Melvin Gordon and RB Austin Ekeler to combine for 120 rushing yards and two TDs on 26 carries (4.6 avg.)...**at Dallas (Nov. 23):** Started at RG and played all 68 snaps on offense...It marked the 40th game played of his career and the 20th start...Part of a line that allowed QB Philip Rivers to throw for 434 yards and three TDs on 27-of-33 passing (81.8 pct.) for a 149.1 passer rating...It marked the ninth 400-yard game, 54th 300-yard game and 51st three-TD game of Rivers' career...The 149.1 passer rating ranked third in his career...On the first TD pass, provided Rivers time to move through his progressions to find TE Hunter Henry in the middle of the end zone matched up with S Byron Jones for a three-yard score...**vs. Cleveland (Dec. 3):** Played all 70 snaps on offense after opening the contest at RG...Blocked for QB Philip Rivers to complete 31 passes on 43 attempts (72.1 pct.) for 344 yards and a TD (103.2 passer rating), marking the 55th 300-yard game of Rivers' career...Protected Rivers to reach 3,000 yards on the year for the 12th consecutive season, which also brought his career total past 49,000...The victory gave Rivers 103 for his career, good for sole possession of 13th in league history, breaking a tie with Hall of Fame QB Warren Moon...**vs. Washington (Dec. 10):** Started at RG and played all 72 snaps on offense...Provided protection for QB Philip Rivers to post the 104th victory of his career and pass Hall of Fame QB Warren Moon (49,324) for ninth in all-time passing yards...Blocked for Rivers to post 319 passing yards and two TDs on 18-of-31 passing (58.1 pct.) for a 114.9 passer rating, marking the 56th career game of 300-plus passing yards...Provided a block on RB Melvin Gordon's one-yard TD run with just over six minutes remaining in the third

quarter...**at Kansas City (Dec. 16):** Played all 64 snaps on offense after opening the game at RG...Blocked for RB Melvin Gordon to post 78 rushing yards and a TD on 19 attempts (4.1 avg.) and six catches for 91 yards (15.2 avg.)...Gordon's 169 yards from scrimmage were a season high and rank second in the running back's career...Made a sealing block on Gordon's two-yard TD run in the second quarter, bringing Gordon into a tie for the No. 9 in career rushing TDs in Chargers history...**at New York Jets (Dec. 24):** Started at RG, playing all 73 snaps on offense...Provided time for QB Philip Rivers to pass Hall of Fame QB John Elway (4,123) for eighth on the all-time completions list, finishing 22-of-40 passing (55.0 pct.) for 290 yards and a TD (86.5 passer rating)...It marked Rivers' ninth 4,000-yard season of his career, becoming the fourth player in NFL history to achieve 4,000 yards in nine-plus seasons (Peyton Manning with 14, Drew Brees with 12 and Tom Brady with nine)...Blocked for RB Melvin Gordon to post 81 rushing yards and a TD on 19 carries (4.3 avg.) and haul in three catches for

47 yards (15.7 avg.), allowing Gordon to surpass 1,000 rushing yards for the first season of his career...Sprung Gordon free with a block on a screen pass in the third quarter for a 39-yard gain...**vs. Oakland (Dec. 31):** Started at RG, appearing on all 70 offensive snaps...Protected QB Philip Rivers to throw for 387 yards and three TDs on 28-of-37 passing (75.7 pct.) for a 135.8 passer rating...It marked Rivers' 57th 300-yard game and his 52nd three-TD game...Rivers' three TD passes brought his career total to 342, tying Hall of Fame QB Fran Tarkenton for sixth in NFL history...Provided time for Rivers to eclipse 50,000 career regular-season passing yards, making him the ninth player in league annals to do so...Blocked for RB Melvin Gordon to register 93 rushing yards on 17 attempts (5.5 avg.) and six catches for 31 receiving yards (5.2 avg.)...The rushing yardage pushed Gordon into seventh in Chargers history...Sealed off LB NaVorro Bowman at the line of scrimmage to spring Gordon free for a 17-yard run in the third quarter...Later on the same drive, pulled to the left to block for another 17-yard run by Gordon...Provided a block on a screen pass for a 14-yard play with just under a minute left in the second quarter.

KENNY WIGGINS NFL GAMES			
Year	Team	GP	GS
2014	San Diego	1	0
2015	San Diego	15	8
2016	San Diego	13	1
2017	Los Angeles Chargers	16	16
NFL Totals		45	25



44

# ANDRE WILLIAMS

**POSITION:** Running Back  
**HEIGHT:** 6-0  
**WEIGHT:** 220  
**BORN:** August 28, 1992  
**COLLEGE:** Boston College  
**HOMETOWN:** Allentown, Pa.  
**HIGH SCHOOL:** Parkland High  
**EXPERIENCE:** 3rd Year (2nd Chargers)  
**ACQUIRED:** Waivers (N.Y. Giants) — 2016  
**CAREER GP/GS:** 41/7  
**PLAYOFFS GP/GS:** 0/0



**2017:** Began the season on the practice squad before being activated on Oct. 7...Appeared in eight games and was inactive for another, posting nine carries for 25 yards (2.8 avg.) and two special teams tackles on kickoff coverage...Suffered a season-ending wrist injury and was placed on injured reserve on Dec. 12...**at New York Giants (Oct. 8):** Made his season debut, contributing on 14 special teams plays...**at Oakland (Oct. 15):** Appeared in 35th career game...Registered his first special teams tackle of the season on kickoff coverage...Saw action on eight special teams snaps....**vs. Denver (Oct. 22):** Active for his third game of the season, appearing on 14 special teams plays...**at New England (Oct. 29):** Inactive (healthy scratch)...**at Jacksonville (Nov. 12):** Saw action on 19 special teams snaps...**vs. Buffalo (Nov. 19):** Made his first appearance on offense of the season, playing five snaps on offense and 16 on special teams...Totaled two rushing yards on two carries (1.0 avg.)...**at Dallas (Nov. 23):** Appeared on 13 snaps on special teams...**vs. Cleveland (Dec. 3):** Played in the 40th game of his career, seeing action on 11 special teams plays...**vs. Washington (Dec. 10):** Appeared on eight snaps on offense and 17 on special

## 2017, LOS ANGELES CHARGERS

Date	Opp.	Res.	Games		Att	Rushing				No.	Receiving				Total Off.
			P/S	P/S		Yds	Avg.	Lg	TD		Yds	Avg.	Lg	TD	
09/11	at Den	L	0/0			— Practice Squad —									
09/17	Mia	L	0/0			— Practice Squad —									
09/24	KC	L	0/0			— Practice Squad —									
10/01	Phi	L	0/0			— Practice Squad —									
10/08	at NYG	W	1/0		0	0	-	-	0	0	0	-	-	0	0
10/15	at Oak	W	1/0		0	0	-	-	0	0	0	-	-	0	0
10/22	Den	W	1/0		0	0	-	-	0	0	0	-	-	0	0
10/29	at NE	L	0/0			— Inactive —									
11/12	at Jax	L (OT)	1/0		0	0	-	-	0	0	0	-	-	0	0
11/19	Buf	W	1/0		2	2	1.0	2	0	0	0	-	-	0	2
11/23	at Dal	W	1/0		0	0	-	-	0	0	0	-	-	0	0
12/03	Cle	W	1/0		0	0	-	-	0	0	0	-	-	0	0
12/10	Was	W	1/0		7	23	3.3	7	0	0	0	-	-	0	23
12/16	at KC	L	0/0			— Injured Reserve —									
12/24	at NYJ	W	0/0			— Injured Reserve —									
12/31	Oak	W	0/0			— Injured Reserve —									
<b>'17 TOTALS</b>			<b>9-7</b>	<b>8/0</b>	<b>9</b>	<b>25</b>	<b>2.8</b>	<b>7</b>	<b>0</b>	<b>0</b>	<b>0</b>	<b>—</b>	<b>—</b>	<b>0</b>	<b>25</b>


teams before suffering a season-ending wrist injury in the fourth quarter...Posted 23 rushing yards on seven attempts (3.3 avg.) and a special teams tackle on kickoff coverage.



## ANDRE WILLIAMS NFL STATISTICS



Year	Team	GP	GS	— Rushing —					— Receiving —					— Scrimmage —	
				Att	Yds	Avg.	Lg	TD	No.	Yds	Avg.	Lg	TD	Yards	
2014	New York Giants	16	7	217	721	3.3	50t	7	18	130	7.2	24	0	851	
2015	New York Giants	16	0	88	257	2.9	35	1	1	7	7.0	7	0	264	
2016	San Diego	1	0	18	87	4.8	14	0	0	0	—	—	0	87	
2017	Los Angeles Chargers	8	0	9	25	2.8	7	0	0	0	—	—	0	25	
NFL Totals		41	7	332	1,090	3.3	50t	8	19	137	7.2	24	0	1,227	



81

MIKE WILLIAMS

POSITION:

Wide Receiver

HEIGHT:

6-4

WEIGHT:

220

BORN:

October 4, 1994

COLLEGE:

Clemson

HOMETOWN:

Santee, S.C.

HIGH SCHOOL:

Lake Marion High

EXPERIENCE:

Rookie

ACQUIRED:



Draft 1 — 2017

CAREER GP/GS:

10/1

PLAYOFFS GP/GS:

0/0

**2017:** Was placed on the physically unable to perform list on July 29...Reverted back to the active roster prior to roster reductions on Sept. 2...Appeared in 10 games with one start...Inactive for six games, including the first five weeks of the season recovering from a back injury before making his NFL debut against Oakland...Posted 11 catches for 95 yards (8.6 avg.)...Moved the chains on a 15-yard catch on third down for his first career reception...Caught the 3,989th completion of QB Philip Rivers' career, passing Hall of Fame QB Warren Moon for No. 8 at the time in NFL history...**at Denver (Sept. 11):** Inactive (back)...**at Oakland (Oct. 15):** Made his NFL debut, hauling a 15-yard catch on third-and-six to convert for a first down...Appeared on 11 offensive plays...Saw first action of career on a fourth-and-two attempt late in the first quarter...**vs. Denver (Oct. 22):** Played 14 snaps on offense in the second game of his career...**at New England (Oct. 29):** Caught a seven-yard pass on 22 offensive plays...Sealed a lane with WR Tyrell Williams for RB Melvin Gordon to post an 87-yard TD run in the first quarter...**at Jacksonville (Nov. 12):** Posted two catches for 24 yards (12.0 avg.)...Hauled in a 20-yard pass in the second quarter for QB Philip Rivers' 3,989th career completion, passing Hall of Fame QB Warren Moon for No. 8 at the time in league annals...Appeared on 27 offensive plays...**vs. Buffalo (Nov. 19):** Set career highs with five receptions (five) for 38 receiving yards (7.6 avg.)...Participated on a career-high

## 2017, LOS ANGELES CHARGERS

Date	Opp.	Res.	Games		No.	Receiving				Att	Rushing				Total Off.
			W	L		Yds	Avg.	Lg	TD		Yds	Avg.	Lg	TD	
09/11	at Den	L	0/0			—	Inactive —								
09/17	Mia	L	0/0			—	Inactive —								
09/24	KC	L	0/0			—	Inactive —								
10/01	Phi	L	0/0			—	Inactive —								
10/08	at NYG	W	0/0			—	Inactive —								
10/15	at Oak	W	1/0		1	15	15.0	15	0	0	0	—	—	0	15
10/22	Den	W	1/0		0	0	—	—	0	0	0	—	—	0	0
10/29	at NE	L	1/0		1	7	7.0	7	0	0	0	—	—	0	7
11/12	at Jax	L (OT)	1/0		2	24	12.0	20	0	0	0	—	—	0	24
11/19	Buf	W	1/0		5	38	7.6	13	0	0	0	—	—	0	38
11/23	at Dal	W	1/0		0	0	—	—	0	0	0	—	—	0	0
12/03	Cle	W	0/0			—	Inactive —								
12/10	Was	W	1/0		1	3	3.0	3	0	0	0	—	—	0	3
12/16	at KC	L	1/0		0	0	—	—	0	0	0	—	—	0	0
12/24	at NYJ	W	1/0		0	0	—	—	0	0	0	—	—	0	0
12/31	Oak	W	1/1		1	8	8.0	8	0	0	0	—	—	0	8
'17 TOTALS			9-7	10/1	11	95	8.6	20	0	0	0	—	—	0	95

41 offensive snaps...**at Dallas (Nov. 23):** Played an offensive snap before exiting with a knee injury...**vs. Cleveland (Dec. 3):** Inactive (knee)...**vs. Washington (Dec. 10):** Played 35 snaps on offense and hauled in a three-yard reception...**at Kansas City (Dec. 16):** Appeared on 30 offensive plays...**at New York Jets (Dec. 24):** Played 26 snaps on offense...**vs. Oakland (Dec. 31):** Made the first start of his career as the third WR, seeing action on 27 offensive plays...Posted an eight-yard reception.



## MIKE WILLIAMS NFL STATISTICS



Year	Team	GP	GS	No.	— Receiving —				Att	— Rushing —				— Scrimmage —	
					Yds	Avg.	Lg	TD		Yds	Avg.	Lg	TD	Yards	
2017	Los Angeles Chargers	10	1	11	95	8.6	20	0	0	0	—	—	0	95	



# 24 TREVOR WILLIAMS

**POSITION:** Cornerback  
**HEIGHT:** 5-11  
**WEIGHT:** 191  
**BORN:** September 15, 1993  
**COLLEGE:** Penn State  
**HOMETOWN:** Baltimore, Md.  
**HIGH SCHOOL:** Calvert Hall College High  
**EXPERIENCE:** 2nd Year (2nd Chargers)  
**ACQUIRED:** Free Agent — 2016  
**CAREER GP/GS:** 28/20  
**PLAYOFFS GP/GS:** 0/0



**2017:** Appeared in all 16 games with 15 starts...Totalled 55 tackles (47 solo), including two tackles for loss...Registered two INTs, including the first of his career, 13 passes defended and two tackles on special teams...Member of a defensive backfield that allowed just one 100-yard receiver in 2017, joining Arizona, Jacksonville and Minnesota as the only teams to do so...Part of the only secondary to not allow more than 245 gross passing yards in a game during the first seven weeks of the season...**at Denver (Sept. 11):** Appeared on 40 snaps on defense and 20 on special teams...Posted two tackles (one solo)...**vs. Miami (Sept. 17):** Made his first start of the season at RCB in place of an injured CB Jason Verrett, registering five tackles (three solo), including a tackle for loss...Appeared on all 68 defensive plays, one of four Los Angeles defenders to do so...Broke up a pair of passes from QB Jay Cutler...Posted the first pass defended on a deep ball down the left sideline intended for WR DeVante Parker...Broke up his second pass by knocking away a first-and-goal pass to Parker in the end zone...Contributed on 18 plays on special teams and posted a special teams tackle on kickoff coverage, forcing the Dolphins to start from inside their own 20...**vs. Kansas City (Sept. 24):** Started his second-consecutive game at RCB, playing all 53 defensive plays and 12 on special teams...Registered four tackles (two solo)...**vs. Philadelphia (Oct. 1):** Started at RCB, totaling seven solo tackles and a pass defended...Broke up a third down pass intended for WR Torrey Smith in the end zone, forcing a Philadelphia field goal...Appeared on 77 plays on defense and 10 on special teams...**at New York Giants (Oct. 8):** Started at RCB and appeared on all 70 defensive plays, joining CB Casey Hayward, S Jahleel Addae and S Tre Boston as the only Los Angeles defenders to do so...Registered three solo tackles and a special teams tackle on kickoff coverage that forced the Giants to begin the drive inside their own 20...**at Oakland (Oct. 15):** Started at RCB, seeing action on 58 defensive snaps and four on special teams...Registered the first INT of his career while covering WR Michael Crabtree, returning it 21 yards...Finished with a solo tackle, the INT and three passes defended...**vs. Denver (Oct. 22):** Started at RCB, appearing on all 64 plays on defense...Posted four solo tackles...**at New England (Oct. 29):** Appeared in the 20th game of his career,

## 2017, LOS ANGELES CHARGERS

Date	Opp.	Res.	Games P/S	Tackles					TFL	Interceptions					Fumbles		
				Tot	So	As	Sk	Yd		No.	Yd	Lg	TD	PD	FF	FR	FR
09/11	at Den	L	1/0	2	1	1	0	0	0	0	0	0	0	0	0	0	0
09/17	Mia	L	1/1	5	3	2	0	0	1	0	0	0	0	2	0	0	0
09/24	KC	L	1/1	4	2	2	0	0	0	0	0	0	0	0	0	0	0
10/01	Phi	L	1/1	7	7	0	0	0	0	0	0	0	0	1	0	0	0
10/08	at NYG	W	1/1	3	3	0	0	0	0	0	0	0	0	0	0	0	0
10/15	at Oak	W	1/1	1	1	0	0	0	0	1	21	21	0	3	0	0	0
10/22	Den	W	1/1	4	4	0	0	0	0	0	0	0	0	0	0	0	0
10/29	at NE	L	1/1	8	8	0	0	0	0	0	0	0	0	1	0	0	0
11/12	at Jax	L (OT)	1/1	3	2	1	0	0	0	0	0	0	0	0	0	0	0
11/19	Buf	W	1/1	3	3	0	0	0	1	1	7	7	0	3	0	0	0
11/23	at Dal	W	1/1	4	3	1	0	0	0	0	0	0	0	0	0	0	0
12/03	Cle	W	1/1	1	1	0	0	0	0	0	0	0	0	2	0	0	0
12/10	Was	W	1/1	3	3	0	0	0	0	0	0	0	0	1	0	0	0
12/16	at KC	L	1/1	2	1	1	0	0	0	0	0	0	0	0	0	0	0
12/24	at NYJ	W	1/1	2	2	0	0	0	0	0	0	0	0	0	0	0	0
12/31	Oak	W	1/1	3	3	0	0	0	0	0	0	0	0	0	0	0	0
<b>'17 TOTALS</b>				<b>9-7</b>	<b>16/15</b>	<b>55</b>	<b>47</b>	<b>8</b>	<b>0</b>	<b>2</b>	<b>2</b>	<b>28</b>	<b>21</b>	<b>0</b>	<b>13</b>	<b>0</b>	<b>0</b>

starting at RCB and seeing action on 85 defensive snaps and four on special teams...Set a career high with eight solo tackles and added a pass defended...**at Jacksonville (Nov. 12):** Started at RCB, finishing with three tackles (two solo) on 80 defensive plays...**vs. Buffalo (Nov. 19):** Posted three solo tackles, including a tackle for loss, an INT and three passes defended...Intercepted QB Nathan Peterman on an overthrow along the left sideline due to pressure applied from DE Joey Bosa...Contributed on a team-high 62 defensive plays and three on special teams...**at Dallas (Nov. 23):** Started at RCB, seeing time on 51 defensive snaps...Posted four tackles (three solo) in the 15th start of his career...**vs. Cleveland (Dec. 3):** Played all 63 defensive snaps after starting at RCB...Registered two passes defended and a solo tackle...**vs. Washington (Dec. 10):** Broke up a pass from QB Kirk Cousins when attempting to catch it for an interception, deflecting it into the arms of OLB Kyle Emanuel for a pick...Posted three solo tackles and the pass defended after starting at RCB...Was one of two Los Angeles defenders to play all 50 defensive snaps...Appeared on a special teams play...**at Kansas City (Dec. 16):** Started at RCB, playing all 66 snaps on defense...Posted two tackles (one solo)...**at New York Jets (Dec. 24):** Finished with two solo tackles on 65 defensive snaps after opening the game at RCB...**vs. Oakland (Dec. 31):** Appeared on all 54 defensive plays, starting at RCB...Registered three solo tackles.



## TREVOR WILLIAMS NFL STATISTICS



Year	Team	GP	GS	— Tackles —					Yds	TFL	— Interceptions —					— Fumbles —		
				Total	Solo	Asst	Sacks				No.	Yds	Lg	TD	PD	FF	FR	Yds
2016	San Diego	12	5	29	24	5	0.0	0	1		0	0	—	0	5	0	1	0
2017	Los Angeles Chargers	16	15	55	47	8	0.0	0	2		2	28	21	0	13	0	0	0
<b>NFL Totals</b>		<b>28</b>	<b>20</b>	<b>84</b>	<b>71</b>	<b>13</b>	<b>0.0</b>	<b>0</b>	<b>3</b>		<b>2</b>	<b>28</b>	<b>21</b>	<b>0</b>	<b>18</b>	<b>0</b>	<b>1</b>	<b>0</b>



# 16 TYRELL WILLIAMS

**POSITION:** Wide Receiver  
**HEIGHT:** 6-4  
**WEIGHT:** 205  
**BORN:** February 12, 1992  
**COLLEGE:** Western Oregon  
**HOMETOWN:** Salem, Ore.  
**HIGH SCHOOL:** Cascade High  
**EXPERIENCE:** 3rd Year (3rd Chargers)  
**ACQUIRED:** Free Agent — 2015  
**CAREER GP/GS:** 39/27  
**PLAYOFFS GP/GS:** 0/0



**2017:** Appeared in all 16 games and started 15 at WR, posting 43 receptions for 728 yards (16.9 avg.) and four TDs...Combining an 80-yard TD in 2016 and two 75-yard TDs in 2017, became the first player in team annals to have multiple receiving TDs of 75-plus yards...With 114 career receptions, ranks No. 5 in receptions by an undrafted player in Chargers history...Moved into fourth in career receiving yards by an undrafted player in team annals, finishing the year with 1,877 career receiving yards...**at Denver (Sept. 11):** Started at WR, his first in a season opener, appearing on 55 snaps on offense...Hauled in a team-high five catches for 54 yards (10.8 avg.)...**vs. Miami (Sept. 17):** Opened the game at WR, seeing action on 52 offensive plays, tops among Chargers wide receivers...Posted 54 receiving yards on four catches (13.5 avg.)...**vs. Kansas City (Sept. 24):** Posted two receptions for 15 yards (7.5 avg.) after starting his third game of the season at WR and playing on a season-high 71 offensive snaps...**vs. Philadelphia (Oct. 1):** Posted first 100-yard game of the season and fourth of his career, hauling in 115 yards and a TD on five receptions (23.0 avg.)...The 75-yard TD came in the second quarter after getting behind the Philadelphia coverage to haul in the pass from QB Philip Rivers...It was the second-longest of his career (80-yard TD at Denver, Jan. 3, 2016)...Coupled with the 80-yard score during the 2015 season, became the first Charger in franchise history to have multiple receiving TDs of 75-plus yards...Appeared on 50 snaps on offense after opening the game at WR, registering the 16th start of his career...**at New York Giants (Oct. 8):** Made a 22-yard catch in the first quarter that, coupled with a New York unsportsmanlike conduct penalty, put the Chargers in to Giants territory leading to a TD reception by RB Melvin Gordon...Started at WR, appearing on 66 offensive plays and his first special teams play of the season...**at Oakland (Oct. 15):** Appeared on 44 plays on offense and two on special teams after starting the game at WR...Posted three catches for 27 yards (9.0 avg.), surpassing 90 career receptions and ending the game with 1,436 career receiving yards...Early in the fourth quarter, passed Danny Woodhead (1,429) for the fifth-most receiving yards by an undrafted player in team history...**vs. Denver (Oct. 22):** Started at WR, marking the 30th game played of his career...Posted an 11-yard reception and saw action on 43 offensive snaps...**at New England (Oct. 29):** Appeared on 46 plays on offense, catching a pass in the middle of the field on a sluggo post-route for 24 yards in the second quarter...The catch brought his career total to 1,471 receiving yards, passing WR Dontrelle Inman (1,463) for fourth in team history among undrafted players...Sealed a lane with WR Mike Williams for RB Melvin Gordon to post an 87-yard TD run in the first quarter...**at Jacksonville (Nov. 12):** Started at WR, marking the 20th start of his career...Saw action on 43 offensive plays and one on special teams...Caught two passes for 49 yards (24.5 avg.), including a 30-yarder on a flag-route in the second quarter to surpass 1,500 career receiving yards...

## 2017, LOS ANGELES CHARGERS

Date	Opp.	Res.	Games		No.	Receiving				TD	Att	Rushing				Total Off.
			P/S			Yds	Avg.	Lg				Yds	Avg.	Lg	TD	
09/11	at Den	L	1/1		5	54	10.8	14	0	0	0	0	-	-	0	54
09/17	Mia	L	1/1		4	54	13.5	23	0	0	0	0	-	-	0	54
09/24	KC	L	1/1		2	15	7.5	14	0	0	0	0	-	-	0	15
10/01	Phi	L	1/1		5	115	23.0	75t	1	0	0	0	-	-	0	115
10/08	at NYG	W	1/1		1	22	22.0	22	0	0	0	0	-	-	0	22
10/15	at Oak	W	1/1		3	27	9.0	14	0	0	0	0	-	-	0	27
10/22	Den	W	1/1		1	11	11.0	11	0	0	0	0	-	-	0	11
10/29	at NE	L	1/0		1	24	24.0	24	0	0	0	0	-	-	0	24
11/12	at Jax	L (OT)	1/1		2	49	24.5	30	0	0	0	0	-	-	0	49
11/19	Buf	W	1/1		1	11	11.0	11	0	0	0	0	-	-	0	11
11/23	at Dal	W	1/1		2	58	29.0	31	1	0	0	0	-	-	0	58
12/03	Cle	W	1/1		1	8	8.0	8	0	0	0	0	-	-	0	8
12/10	Was	W	1/1		4	132	33.0	75t	1	0	0	0	-	-	0	132
12/16	at KC	L	1/1		3	31	10.3	18	0	0	0	0	-	-	0	31
12/24	at NYJ	W	1/1		5	50	10.0	16	0	0	0	0	-	-	0	50
12/31	Oak	W	1/1		3	67	22.3	56t	1	0	0	0	-	-	0	67
<b>'17 TOTALS</b>		<b>9-7</b>	<b>16/15</b>		<b>43</b>	<b>728</b>	<b>16.9</b>	<b>75t</b>	<b>4</b>	<b>0</b>	<b>0</b>	<b>0</b>	<b>-</b>	<b>-</b>	<b>0</b>	<b>728</b>

**vs. Buffalo (Nov. 19):** Played on 61 offensive snaps after opening the game at WR...Posted an 11-yard reception...On the catch, ran a drag-route from the right side of the formation on third-and-11, hauling it in before hurdling over S Micah Hyde to convert for a first down...**at Dallas (Nov. 23):** Opened the game at WR, playing 60 snaps on offense and one on special teams...Posted two catches for 58 yards (29.0 avg.) and a TD...On third-and-11, ran a drag-route from the left slot and caught the ball two yards downfield before turning up the right sideline for a 31-yard gain...Two plays later, got behind CB Anthony Brown on a go-route down the right sideline to catch a 27-yard TD pass from QB Philip Rivers in the front right corner of the end zone for the 10th TD of his career...**vs. Cleveland (Dec. 3):** Started at WR, playing 51 offensive snaps, finishing with an eight-yard reception...The catch brought his career total to 99, passing Alfred Purnu (98) for eighth in team history among undrafted players...**vs. Washington (Dec. 10):** Registered four catches for 132 yards (33.0 avg.) and a 75-yard TD, all in the first half...In the second quarter, motioned from left to right before the snap and ran a post-route, getting separation from CB Josh Norman and S D.J. Swearinger to haul in a 75-yard TD pass from QB Philip Rivers...The four catches brought his career total to 103, tying Mark Seay (103) for seventh in team history among undrafted players...**at Kansas City (Dec. 16):** Started at WR, posting three catches for 31 yards (10.3 avg.) on 53 offensive snaps...Added five plays on special teams...Broke a tie with Mark Seay for sole possession of seventh in Chargers history for receptions among undrafted players...**at New York Jets (Dec. 24):** Started at WR, playing 57 snaps on offense...Tied a season high with five receptions for 50 yards (10.0 avg.) for 110 career catches, bringing him past Dontrelle Inman (107) and Mike Tolbert (109) for career receptions in Chargers history among undrafted players...Kept drives alive in the first quarter with a pair of third down receptions that moved the chains...**vs. Oakland (Dec. 31):** Registered 67 receiving yards on three receptions, including a 56-yard TD catch in the second quarter...On the score, got behind defenders as QB Philip Rivers stepped up in the pocket to avoid pressure...Opened the game at WR, appearing on 49 plays on offense.



## TYRELL WILLIAMS NFL STATISTICS



Year	Team	GP	GS	— Receiving —					Att	— Rushing —				— Scrimmage —	
				No.	Yds	Avg.	Lg	TD		Yds	Avg.	Lg	TD	Yards	
2015	San Diego .....	7	0	2	90	45.0	80t	1	0	0	—	—	0	90	
2016	San Diego .....	16	12	69	1,059	15.3	51t	7	0	0	—	—	0	1,059	
2017	Los Angeles Chargers .....	16	15	43	728	16.9	75t	4	0	0	—	—	0	728	
NFL Totals .....		39	27	114	1,877	16.5	80t	12	0	0	—	—	0	1,877	



# 47 MIKE WINDT

**POSITION:** Long Snapper  
**HEIGHT:** 6-1  
**WEIGHT:** 237  
**BORN:** May 29, 1986  
**COLLEGE:** Cincinnati  
**HOMETOWN:** Cincinnati, Ohio  
**HIGH SCHOOL:** Elder High  
**EXPERIENCE:** 8th Year (8th Chargers)  
**ACQUIRED:** Free Agent — 2010  
**CAREER GP:** 117  
**PLAYOFFS GP:** 2



**2017:** Saw action in all 16 contests, snapping on all kicks and punts for a total of 148 special teams plays...Posted two special teams tackles at the Jets on Christmas Eve...Appeared in the 105th game of his career in the contest against the Eagles and his 110th against the Jaguars...Saw action in career game No. 115 in the second matchup with Kansas City...**at Denver (Sept. 11):** Snapped on all field goals and punts, seeing time on nine special teams plays...**vs. Miami (Sept. 17):** Handled all snapping duties, participating on nine snaps on special teams...**vs. Kansas City (Sept. 24):** Played on seven special teams snaps as he handled all snapping duties...**vs. Philadelphia (Oct. 1):** Appeared in the 105th game of his career, participating on eight special teams plays...**at New York Giants (Oct. 8):** Saw action on a season-high 11 special teams snaps, handling snapping duties for six punts, two successful field goals and three extra points...**at Oakland (Oct. 15):** Handled all snapping duties, seeing action on eight special teams plays...Snapped on a 32-yard, game-winning field goal by K Nick Novak as time expired...**vs. Denver (Oct. 22):** Snapped on all punts and extra

points for a total of 11 plays...**at New England (Oct. 29):** Snapped on all kicks, playing on seven special teams snaps...**at Jacksonville (Nov. 12):** Appeared in the 110th game of his career, snapping on all punts and kicks for 14 special teams plays...**vs. Buffalo (Nov. 19):** Saw action on 13 special teams plays, snapping on all extra points, punts and field goal attempts as K Nick Novak set a career high for points in a game with 18...**at Dallas (Nov. 23):** Snapped on all kicks, seeing action on a total of six special teams snaps, including the first career point for P Drew Kaser...**vs. Cleveland (Dec. 3):** Handled all snapping duties, appearing on eight special teams plays...**vs. Washington (Dec. 10):** Played on 11 special teams snaps, snapping on all punts and kicks...**at Kansas City (Dec. 16):** Snapped on all punts, kicks and extra point attempts for a total of five special teams plays...Game marked the 115th of his career...**at New York Jets (Dec. 24):** Handled all snapping duties, seeing action on 13 special teams plays...Posted two special teams tackles on punt coverage, pinning the Jets inside the 20 once...**vs. Oakland (Dec. 31):** Snapped on all kicks and punts, totaling eight special teams snaps.

MIKE WINDT NFL GAMES		
Year	Team	GP
2010	San Diego	11
2011	San Diego	16
2012	San Diego	10
2013	San Diego	16
2014	San Diego	16
2015	San Diego	16
2016	San Diego	16
2017	Los Angeles Chargers	16
NFL Totals		117
PLAYOFFS		
Year	Team	GP
2013	San Diego	2



***SUPPLEMENTAL  
STATS  
SECTION***



## 2017 NFL STANDINGS

## AFC East

Team	W	L	T	Pct.	PF	PA	Home	Road	Div	AFC	NFC
*-N.E.	13	3	0	.813	458	296	6-2	7-1	5-1	10-2	3-1
x-Buf.	9	7	0	.563	302	359	6-2	3-5	3-3	7-5	2-2
Mia.	6	10	0	.375	281	393	4-4	2-6	2-4	5-7	1-3
NYJ	5	11	0	.313	298	382	4-4	1-7	2-4	5-7	0-4

## AFC North

Team	W	L	T	Pct.	PF	PA	Home	Road	Div	AFC	NFC
z-Pit.	13	3	0	.813	406	308	6-2	7-1	6-0	10-2	3-1
Bal.	9	7	0	.563	395	303	5-3	4-4	3-3	7-5	2-2
Cin.	7	9	0	.438	290	349	4-4	3-5	3-3	6-6	1-3
Cle.	0	16	0	.000	234	410	0-8	0-8	0-6	0-12	0-4

## AFC South

Team	W	L	T	Pct.	PF	PA	Home	Road	Div	AFC	NFC
y-Jax.	10	6	0	.625	417	268	6-2	4-4	4-2	9-3	1-3
x-Ten.	9	7	0	.563	334	356	6-2	3-5	5-1	8-4	1-3
Ind.	4	12	0	.250	263	404	3-5	1-7	2-4	3-9	1-3
Hou.	4	12	0	.250	338	436	3-5	1-7	1-5	3-9	1-3

## AFC West

Team	W	L	T	Pct.	PF	PA	Home	Road	Div	AFC	NFC
y-K.C.	10	6	0	.625	415	339	6-2	4-4	5-1	8-4	2-2
<b>LAC</b>	<b>9</b>	<b>7</b>	<b>0</b>	<b>.563</b>	<b>355</b>	<b>272</b>	<b>5-3</b>	<b>4-4</b>	<b>3-3</b>	<b>6-6</b>	<b>3-1</b>
Oak.	6	10	0	.375	301	373	4-4	2-6	2-4	5-7	1-3
Den.	5	11	0	.313	289	382	4-4	1-7	2-4	4-8	1-3

## NFC East

Team	W	L	T	Pct.	PF	PA	Home	Road	Div	NFC	AFC
*-Phi.	13	3	0	.813	457	295	7-1	6-2	5-1	10-2	3-1
Dal.	9	7	0	.563	354	332	3-5	6-2	5-1	7-5	2-2
Was.	7	9	0	.438	342	388	5-3	2-6	1-5	5-7	2-2
NYG	3	13	0	.188	246	388	2-6	1-7	1-5	1-11	2-2

## NFC North

Team	W	L	T	Pct.	PF	PA	Home	Road	Div	NFC	AFC
y-Min.	13	3	0	.813	382	252	7-1	6-2	5-1	10-2	3-1
Det.	9	7	0	.563	410	376	4-4	5-3	5-1	8-4	1-3
G.B.	7	9	0	.438	320	384	4-4	3-5	2-4	5-7	2-2
Chi.	5	11	0	.313	264	320	3-5	2-6	0-6	1-11	4-0

## NFC South

Team	W	L	T	Pct.	PF	PA	Home	Road	Div	NFC	AFC
y-N.O.	11	5	0	.688	448	326	7-1	4-4	4-2	8-4	3-1
x-Car.	11	4	0	.688	363	327	6-2	5-3	3-3	7-5	4-0
x-Atl.	10	6	0	.625	353	315	5-3	5-3	4-2	9-3	1-3
T.B.	5	11	0	.313	335	382	4-4	1-7	1-5	3-9	2-2

## NFC West

Team	W	L	T	Pct.	PF	PA	Home	Road	Div	NFC	AFC
y-LAR	11	5	0	.688	478	329	4-4	7-1	4-2	7-5	4-0
Sea.	9	7	0	.563	366	335	4-4	5-3	4-2	7-5	2-2
Ari.	8	8	0	.500	295	361	5-3	3-5	3-3	5-7	3-1
S.F.	6	10	0	.375	331	383	3-5	3-5	1-5	3-9	3-1

\*—Clinched Division, First-Round Bye and Home-Field Advantage

z—Clinched Division and First-Round Bye

y—Clinched Division

x—Clinched Playoff Berth

## 2017 REGULAR-SEASON RANKINGS

## LOS ANGELES CHARGERS (Team)

Category	NFL	AFC
Turnover Margin (+12) .....	3	3
Points Scored (22.2) .....	13	6
Points Allowed (17.0) .....	3	2
Total Offense (376.6) .....	4	3
Rushing (99.7) .....	24	13
Passing (276.9) .....	1	1
Total Defense (328.4) .....	15	7
vs. Rush (131.1) .....	31	16
vs. Pass (197.3) .....	3	2
Third-Down Offense (40.2%) .....	12	5
Third-Down Defense (38.9%) .....	19	10
Red-Zone Offense (46.8%) .....	28	13
Red-Zone Defense (36.1%) .....	1	1

## LOS ANGELES CHARGERS (Individual)

Category	NFL	AFC
<b>Passing</b>		
Rating: Philip Rivers (96.0) .....	9	3
Yards: Philip Rivers (4,515) .....	2	2
Touchdowns: Philip Rivers (28) .....	5t	2t
<b>Rushing</b>		
Yards: Melvin Gordon (1,105) .....	7	4
Touchdowns: Melvin Gordon (8) .....	6t	3t
<b>Receiving</b>		
Receptions: Keenan Allen (102) .....	4	2
Yards: Keenan Allen (1,393) .....	3	2
Touchdowns: Keenan Allen (6) .....	25t	14t
<b>Defense</b>		
Interceptions: Tre Boston (5) .....	5t	4t
Sacks: Joey Bosa (12.5) .....	7	2

## 2017 WEEKLY NFL RANKINGS

Week	Opp.	Offense			Defense		
		Total	Rush	Pass	Total	Rush	Pass
1	at Den	22	19t	18	17	26	12
2	MIA	20	31	9	21	26	14
3	KC	18	27	11	13	31	5
4	PHI	15	29	6	23	31	6
5	at NYG	11	29	6	24	32	4
6	at Oak	14	31	4	18t	32	4
7	DEN	17	31	8	13	31	5
8	at NE	17	25	10	19	31	8
9	bye	17	25	12	19	31	8
10	at Jax	18	26	13	19	32	11
11	BUF	15	25	12	22	32	8
12	at Dal	10	25	4	17	32	7
13	CLE	9	26	2	17	31	5
14	WAS	5	24	3	10	29	3
15	at KC	7	23	3	14	30	4
16	at NYJ	8	24	3	14	32	3
17	OAK	4	24	1	15	31	3
<b>Chargers in 2016</b>		<b>14</b>	<b>26</b>	<b>8</b>	<b>16</b>	<b>10</b>	<b>20</b>



## GAME-BY-GAME STARTERS



### OFFENSIVE STARTERS

			<u>WR</u>	<u>WR</u>	<u>TE</u>	<u>LT</u>	<u>LG</u>	<u>C</u>	<u>RG</u>	<u>RT</u>	<u>QB</u>	<u>RB</u>	<u>FB</u>	<u>3WR</u>	<u>2TE</u>	<u>3TE</u>
Sept. 11	at	Den	K.Allen	Ty.Williams	A.Gates	R.Okung	M.Slauson	S.Pulley	K.Wiggins	J.Barksdale	P.Rivers	M.Gordon	D.Watt	—	—	—
Sept. 17		Mia	K.Allen	Ty.Williams	H.Henry	R.Okung	M.Slauson	S.Pulley	K.Wiggins	J.Barksdale	P.Rivers	M.Gordon	D.Watt	—	—	—
Sept. 24		KC	K.Allen	Ty.Williams	H.Henry	R.Okung	M.Slauson	S.Pulley	K.Wiggins	M.Schofield	P.Rivers	M.Gordon	—	—	S.McGrath	—
Oct. 1		Phi	K.Allen	Ty.Williams	H.Henry	R.Okung	M.Slauson	S.Pulley	K.Wiggins	J.Barksdale	P.Rivers	M.Gordon	—	—	S.McGrath	—
Oct. 8	at	NYG	K.Allen	Ty.Williams	H.Henry	R.Okung	M.Slauson	S.Pulley	K.Wiggins	J.Barksdale	P.Rivers	M.Gordon	—	—	S.McGrath	—
Oct. 15	at	Oak	K.Allen	Ty.Williams	H.Henry	R.Okung	M.Slauson	S.Pulley	K.Wiggins	J.Barksdale	P.Rivers	M.Gordon	—	T.Benjamin	—	—
Oct. 22		Den	K.Allen	Ty.Williams	H.Henry	R.Okung	M.Slauson	S.Pulley	K.Wiggins	M.Schofield	P.Rivers	M.Gordon	—	—	S.McGrath	—
Oct. 29	at	NE	K.Allen	T.Benjamin	H.Henry	R.Okung	D.Feeney	S.Pulley	K.Wiggins	M.Schofield	P.Rivers	M.Gordon	D.Watt	—	—	—
Nov. 12	at	Jax	K.Allen	Ty.Williams	A.Gates	R.Okung	D.Feeney	S.Pulley	K.Wiggins	M.Schofield	P.Rivers	M.Gordon	—	—	H.Henry	—
Nov. 19		Buf	K.Allen	Ty.Williams	H.Henry	R.Okung	D.Feeney	S.Pulley	K.Wiggins	M.Schofield	P.Rivers	M.Gordon	—	—	J.Cumberland	—
Nov. 23	at	Dal	K.Allen	Ty.Williams	H.Henry	R.Okung	D.Feeney	S.Pulley	K.Wiggins	J.Barksdale	P.Rivers	M.Gordon	—	—	J.Cumberland	—
Dec. 3		Cle	K.Allen	Ty.Williams	H.Henry	R.Okung	D.Feeney	S.Pulley	K.Wiggins	J.Barksdale	P.Rivers	M.Gordon	—	T.Benjamin	—	—
Dec. 10		Was	—	Ty.Williams	A.Gates	R.Okung	D.Feeney	S.Pulley	K.Wiggins	J.Barksdale	P.Rivers	M.Gordon	—	—	H.Henry	J.Cumberland
Dec. 16	at	KC	K.Allen	Ty.Williams	H.Henry	R.Okung	D.Feeney	S.Pulley	K.Wiggins	J.Barksdale	P.Rivers	M.Gordon	—	—	S.McGrath	—
Dec. 24	at	NYJ	K.Allen	Ty.Williams	S.McGrath	S.Tevi	D.Feeney	S.Pulley	K.Wiggins	J.Barksdale	P.Rivers	M.Gordon	D.Watt	—	—	—
Dec. 31		Oak	K.Allen	Ty.Williams	A.Gates	R.Okung	D.Feeney	S.Pulley	K.Wiggins	J.Barksdale	P.Rivers	M.Gordon	—	M.Williams	—	—

### DEFENSIVE STARTERS

			<u>DE</u>	<u>NT</u>	<u>DT</u>	<u>DE</u>	<u>OLB</u>	<u>ILB</u>	<u>OLB</u>	<u>LCB</u>	<u>RCB</u>	<u>SS</u>	<u>FS</u>	<u>3CB</u>	<u>3S</u>
Sept. 11	at	Den	J.Bosa	B.Mebane	C.Liuget	M.Ingram	K.Emanuel	K.Toomer	J.Brown	C.Hayward	J.Verrett	J.Addae	T.Boston	—	—
Sept. 17		Mia	J.Bosa	B.Mebane	C.Liuget	M.Ingram	—	H.Pullard	J.Brown	C.Hayward	Tr.Williams	J.Addae	T.Boston	D.King	—
Sept. 24		KC	J.Bosa	B.Mebane	C.Liuget	M.Ingram	—	N.Harris	J.Brown	C.Hayward	Tr.Williams	J.Addae	T.Boston	D.King	—
Oct. 1		Phi	J.Bosa	B.Mebane	C.Liuget	M.Ingram	K.Emanuel	K.Toomer	J.Brown	C.Hayward	Tr.Williams	J.Addae	T.Boston	—	—
Oct. 8	at	NYG	J.Bosa	B.Mebane	C.Liuget	M.Ingram	K.Emanuel	H.Pullard	J.Brown	C.Hayward	Tr.Williams	J.Addae	T.Boston	—	—
Oct. 15	at	Oak	J.Bosa	B.Mebane	C.Liuget	M.Ingram	—	K.Toomer	H.Pullard	C.Hayward	Tr.Williams	J.Addae	T.Boston	—	A.Phillips
Oct. 22		Den	J.Bosa	B.Mebane	D.Phillon	M.Ingram	K.Emanuel	K.Toomer	H.Pullard	C.Hayward	Tr.Williams	J.Addae	T.Boston	—	—
Oct. 29	at	NE	J.Bosa	B.Mebane	C.Liuget	M.Ingram	H.Pullard	—	—	C.Hayward	Tr.Williams	J.Addae	T.Boston	D.King	A.Phillips
Nov. 12	at	Jax	J.Bosa	B.Mebane	C.Liuget	M.Ingram	K.Emanuel	D.Perryman	K.Toomer	C.Hayward	Tr.Williams	J.Addae	T.Boston	—	—
Nov. 19		Buf	J.Bosa	B.Mebane	C.Liuget	M.Ingram	K.Emanuel	K.Toomer	D.Perryman	C.Hayward	Tr.Williams	J.Addae	T.Boston	—	—
Nov. 23	at	Dal	J.Bosa	B.Mebane	C.Liuget	M.Ingram	K.Emanuel	H.Pullard	D.Perryman	C.Hayward	Tr.Williams	J.Addae	T.Boston	—	—
Dec. 3		Cle	J.Bosa	B.Mebane	D.Phillon	M.Ingram	K.Emanuel	H.Pullard	D.Perryman	C.Hayward	Tr.Williams	J.Addae	T.Boston	—	—
Dec. 10		Was	J.Bosa	B.Mebane	C.Liuget	M.Ingram	—	D.Perryman	—	C.Hayward	Tr.Williams	J.Addae	T.Boston	D.King	A.Phillips
Dec. 16	at	KC	J.Bosa	B.Mebane	C.Liuget	M.Ingram	K.Emanuel	H.Pullard	D.Perryman	C.Hayward	Tr.Williams	J.Addae	T.Boston	—	—
Dec. 24	at	NYJ	J.Bosa	B.Mebane	D.Phillon	M.Ingram	K.Emanuel	H.Pullard	K.Toomer	C.Hayward	Tr.Williams	J.Addae	T.Boston	—	—
Dec. 31		Oak	J.Bosa	B.Mebane	D.Phillon	M.Ingram	K.Emanuel	H.Pullard	K.Toomer	C.Hayward	Tr.Williams	J.Addae	T.Boston	—	—



## 2017 NFL PLAYOFFS



### AFC

### NFC

#### Wild Card Playoffs

Tennessee 22, KANSAS CITY 21  
JACKSONVILLE 10, Buffalo 3

#### Divisional Playoffs

NEW ENGLAND 35, Tennessee 14  
Jacksonville 45, PITTSBURGH 42

#### Wild Card Playoffs

Atlanta 26, LOS ANGELES 13  
NEW ORLEANS 31, Carolina 26

#### Divisional Playoffs

PHILADELPHIA 15, Atlanta 10  
MINNESOTA 29, New Orleans 24

#### Conference Championship

NEW ENGLAND 24, Jacksonville 20

#### Conference Championship

PHILADELPHIA 38, Minnesota 7

#### Super Bowl LII

Philadelphia 41, New England 33  
at US Bank Stadium; Minneapolis, Minn.

\*Home teams are capitalized



## DEFENSIVE STATISTICS



### PASSES DEFENSED (90)

Sept. 11	at	Denver:	(5)	T.Boston 1, C.Hayward 1, D.King 1, A.Phillips 1, K.Toomer 1.
Sept. 17		Miami:	(4)	Tr.Williams 2, K.Emanuel 1, C.Liuget 1.
Sept. 24		Kansas City:	(2)	D.Square 1, K.Toomer 1.
Oct. 1		Philadelphia:	(7)	C.Hayward 5, D.King 1, Tr.Williams 1.
Oct. 8	at	N.Y. Giants:	(5)	C.Liuget 2, J.Addae 1, T.Boston 1, C.Hayward 1.
Oct. 15	at	Oakland:	(5)	Tr.Williams 3, J.Addae 1, H.Pullard 1.
Oct. 22		Denver:	(7)	J.Addae 2, J.Bosa 1, K.Emanuel 1, C.Hayward 1, C.McCain 1, A.Phillips 1.
Oct. 29	at	New England:	(6)	J.Addae 1, T.Boston 1, C.Hayward 1, A.Phillips 1, D.Philon 1, Tr.Williams 1.
Nov. 12	at	Jacksonville:	(8)	T.Boston 3, C.Hayward 2, J.Bosa 1, M.Davis 1, D.Perryman 1.
Nov. 19		Buffalo:	(9)	C.Hayward 3, Tr.Williams 3, T.Boston 1, M.Davis 1, D.King 1
Nov. 23	at	Dallas:	(5)	C.Hayward 4, D.King 1.
Dec. 3		Cleveland:	(8)	J.Addae 3, C.Hayward 2, Tr.Williams 2, A.Phillips 1.
Dec. 10		Washington:	(7)	J.Addae 1, K.Emanuel 1, C.Hayward 1, R.Jenkins 1, D.King 1, D.Square 1, Tr.Williams 1.
Dec. 16	at	Kansas City:	(3)	C.Hayward 1, M.Ingram 1, D.Square 1.
Dec. 24	at	N.Y. Jets:	(3)	A.Phillips 2, K.Allen 1.
Dec. 31		Oakland:	(6)	T.Boston 2, C.Hayward 2, J.Addae 1, D.Perryman 1.

### SEASON TOTALS

Name	No.
Casey Hayward	24
Trevor Williams	13
Jahleel Addae	10
Tre Boston	9
Adrian Phillips	6
Desmond King	5
Kyle Emanuel	3
Corey Liuget	3
Damion Square	3
Joey Bosa	2
Michael Davis	2
Denzel Perryman	2
Korey Toomer	2
Keenan Allen	1
Melvin Ingram	1
Rayshawn Jenkins	1
Chris McCain	1
Darius Philon	1
Hayes Pullard	1

### SACKS (43-261)

Sept. 11	at	Denver:	(4-38)	J.Bosa 1.5-12, M.Ingram 1.5-16, C.McCain 1-10.
Sept. 17		Miami:	(2-5)	M.Ingram 1-5, C.McCain 1-0.
Sept. 24		Kansas City:	(5-33)	M.Ingram 3-18, J.Bosa 1-6, C.McCain 1-9.
Oct. 1		Philadelphia:	(1-2)	D.Philon 1-2.
Oct. 8	at	N.Y. Giants:	(5-42)	J.Bosa 2-6, M.Ingram 2-25, D.Philon 1-11.
Oct. 15	at	Oakland:	(1-6)	J.Bosa 1-6.
Oct. 22		Denver:	(5-25)	J.Bosa 2-6, C.McCain 2-11, M.Ingram 1-8.
Oct. 29	at	New England:	(3-16)	J.Bosa 1-9, D.King 1-0, D.Philon 1-7.
Nov. 12	at	Jacksonville:	(3-10)	J.Bosa 1-6, D.King 1-0, K.Emanuel 1-4.
Nov. 19		Buffalo:	(1-4)	J.Bosa 1-4.
Nov. 23	at	Dallas:	(2-11)	C.Liuget 1-4, T.Palepoi 1-7.
Dec. 3		Cleveland:	(3-13)	J.Bosa 1-5, D.King 1-5, D.Philon 1-3.
Dec. 10		Washington:	(2-15)	D.King 1-6, M.Ingram 0.5-4.5, C.Liguget 0.5-4.5.
Dec. 16	at	Kansas City:	(1-8)	M.Ingram 1-8.
Dec. 24	at	N.Y. Jets:	(3-21)	I.Rochell 1-4, K.Toomer 1-9, J.Addae 0.5-4, K.Emanuel 0.5-4.
Dec. 31		Oakland:	(2-12)	J.Bosa 1-6, M.Ingram 0.5-3, D.Philon 0.5-3.

### SEASON TOTALS

Name	No.	Yards
Joey Bosa	12.5	66.0
Melvin Ingram	10.5	87.5
Chris McCain	5.0	30.0
Darius Philon	4.5	26.0
Desmond King	4.0	11.0
Kyle Emanuel	1.5	8.0
Corey Liuget	1.5	8.5
Tenny Palepoi	1.0	7.0
Isaac Rochell	1.0	4.0
Korey Toomer	1.0	9.0
Jahleel Addae	0.5	4.0



## TEAM CAPTAINS



### TEAM CAPTAINS

Sept. 11	at	Denver:	Joey Bosa, Antonio Gates, Melvin Ingram, Philip Rivers, Mike Windt.
Sept. 17		Miami:	Jahleel Addae, Keenan Allen, Melvin Gordon, Drew Kaser, Corey Liuget.
Sept. 24		Kansas City:	Tre Boston, Casey Hayward, Drew Kaser, Derek Watt, Kenny Wiggins.
Oct. 1		Philadelphia:	Antonio Gates*, Melvin Ingram*, Brandon Mebane*, Philip Rivers*, Matt Slauson*.
Oct. 8	at	N.Y. Giants:	Antonio Gates*, Melvin Ingram*, Brandon Mebane*, Russell Okung, Philip Rivers*, Matt Slauson*.
Oct. 15	at	Oakland:	Antonio Gates*, Melvin Ingram*, Brandon Mebane*, Philip Rivers*, Matt Slauson*, Trevor Williams.
Oct. 22		Denver:	Nick Dzubnar, Antonio Gates*, Melvin Ingram*, Brandon Mebane*, Philip Rivers*, Matt Slauson*.
Oct. 29	at	New England:	Joey Bosa, Antonio Gates*, Melvin Ingram*, Brandon Mebane*, Philip Rivers*.
Nov. 12	at	Jacksonville:	Antonio Gates*, Melvin Ingram*, Brandon Mebane*, Russell Okung**, Denzel Perryman, Philip Rivers*.
Nov. 19		Buffalo:	Antonio Gates*, Melvin Gordon, Melvin Ingram*, Brandon Mebane*, Russell Okung**, Philip Rivers*.
Nov. 23	at	Dallas:	Antonio Gates*, Casey Hayward, Melvin Ingram*, Brandon Mebane*, Russell Okung**, Philip Rivers*.
Dec. 3		Cleveland:	Antonio Gates*, Melvin Ingram*, Brandon Mebane*, Russell Okung**, Tenny Palepoi, Philip Rivers*.
Dec. 10		Washington:	Antonio Gates*, Melvin Ingram*, Corey Liuget, Brandon Mebane*, Russell Okung**, Philip Rivers*.
Dec. 16	at	Kansas City:	Travis Benjamin, Antonio Gates*, Melvin Ingram*, Brandon Mebane*, Russell Okung**, Philip Rivers*.
Dec. 24	at	N.Y. Jets:	Kellen Clemens, Antonio Gates*, Melvin Ingram*, Brandon Mebane*, Russell Okung**, Philip Rivers*.
Dec. 31		Oakland:	Antonio Gates*, Melvin Ingram*, Brandon Mebane*, Russell Okung**, Philip Rivers*, Damion Square.

\* Prior to Week 4, the team voted to select Gates, Ingram, Mebane, Rivers and Slauson as season-long captains. An honorary captain was named each game from Week 5 onward.

\*\*Slauson was placed on injured reserve following Oct. 22 vs. Denver. Russell Okung replaced Slauson as a season-long captain.



## REGULAR-SEASON PLAYER PARTICIPATION



2017 Season	1	2	3	4	5	6	7	8	10	11	12	13	14	15	16	17	Season Totals			
Player	at DEN	MIA	KC	PHI	at NYG	at OAK	DEN	at NE	at JAX	BUF	at DAL	CLE	WAS	at KC	at NYJ	OAK	GP	GS	DNP	INA
Addae, Jahleel	SS	SS	SS	SS	SS	SS	SS	SS	SS	SS	SS	SS	SS	SS	SS	SS	16	16	0	0
Allen, Keenan	WR	WR	WR	WR	WR	WR	WR	WR	WR	WR	WR	WR	SUB	WR	WR	WR	16	15	0	0
Attaochu, Jerry	INA	INA	INA	INA	INA	INA	SUB	INA	SUB	SUB	INA	SUB	INA	INA	INA	INA	4	0	0	12
Barksdale, Joe	RT	RT	INA	RT	RT	RT	INA	INA	INA	INA	RT	RT	RT	RT	RT	RT	11	11	0	5
Benjamin, Travis	SUB	SUB	SUB	SUB	SUB	3WR	SUB	WR	SUB	SUB	SUB	3WR	SUB	SUB	SUB	SUB	16	3	0	0
Bosa, Joey	DE	DE	DE	DE	DE	DE	DE	DE	DE	DE	DE	DE	DE	DE	DE	DE	16	16	0	0
Boston, Tre	FS	FS	FS	FS	FS	FS	FS	FS	FS	SUB	FS	FS	FS	FS	FS	FS	16	15	0	0
Bowman, Braedon	PS	PS	PS	PS	PS	PS	PS	PS	PS	PS	PS	PS	PS	PS	PS	PS	0	0	0	0
Boyko, Brett	PS	PS	PS	PS	PS	PS	PS	PS	PS	PS	PS	PS	PS	PS	SUB	PS	1	0	0	0
Brown, Jatavis	OLB	OLB	OLB	OLB	OLB	SUB	SUB	SUB	SUB	SUB	SUB	SUB	SUB	SUB	SUB	SUB	16	5	0	0
Burse, Isaiah	IR	IR	IR	IR	IR	IR	IR	IR	IR	IR	IR	IR	IR	IR	IR	IR	0	0	0	0
Clark, Donovan	IR	IR	IR	IR	IR	IR	IR	IR	IR	IR	IR	IR	IR	IR	IR	IR	0	0	0	0
Clemens, Kellen	DNP	DNP	DNP	DNP	DNP	DNP	DNP	DNP	SUB	SUB	SUB	SUB	SUB	SUB	SUB	SUB	8	0	8	0
Cleveland, Asante	IR	IR	IR	IR	IR	IR	IR	IR	IR	IR	IR	IR	IR	IR	IR	IR	0	0	0	0
Coons, Travis	-	-	-	-	-	-	-	-	-	-	-	SUB	SUB	SUB	-	-	3	0	0	0
Culkin, Sean	SUB	INA	INA	INA	INA	INA	INA	INA	INA	INA	INA	INA	INA	INA	INA	DNP	1	0	1	14
Cumberland, Jeff	-	-	-	-	-	-	-	-	INA	2TE	2TE	SUB	3TE	SUB	SUB	SUB	7	3	0	1
Daniels, LeShun	-	-	-	-	PS	PS	-	-	-	-	-	-	-	-	-	-	0	0	0	0
Davis, Jeremy	SUB	-	PS	PS	PS	PS	PS	INA	INA	INA	INA	SUB	INA	INA	INA	INA	2	0	0	8
Davis, Michael	PS	SUB	SUB	SUB	SUB	SUB	SUB	SUB	SUB	SUB	SUB	SUB	SUB	SUB	SUB	SUB	15	0	0	0
Dzubnar, Nick	PS	PS	SUB	INA	SUB	SUB	SUB	SUB	SUB	SUB	SUB	SUB	SUB	SUB	SUB	SUB	13	0	0	1
Ekeler, Austin	SUB	SUB	SUB	SUB	SUB	SUB	SUB	SUB	SUB	SUB	SUB	SUB	SUB	SUB	SUB	SUB	16	0	0	0
Emanuel, Kyle	OLB	SUB	SUB	OLB	OLB	SUB	OLB	SUB	OLB	OLB	OLB	OLB	SUB	OLB	OLB	OLB	16	11	0	0
Eulls, Kaleb	IR	IR	IR	IR	IR	IR	IR	IR	IR	IR	IR	IR	IR	IR	IR	IR	0	0	0	0
Farrow, Kenneth	IR	IR	IR	IR	IR	IR	IR	IR	IR	IR	IR	IR	IR	IR	IR	IR	0	0	0	0
Feeney, Dan	SUB	SUB	DNP	SUB	SUB	SUB	SUB	LG	LG	LG	LG	LG	LG	LG	LG	LG	15	9	1	0
Gates, Antonio	TE	SUB	SUB	SUB	SUB	SUB	SUB	SUB	TE	SUB	SUB	SUB	2TE	SUB	SUB	TE	16	4	0	0
Gordon, Melvin	RB	RB	RB	RB	RB	RB	RB	RB	RB	RB	RB	RB	RB	RB	RB	RB	16	16	0	0
Hairston, Chris	SUB	SUB	NF/IL	NF/IL	NF/IL	NF/IL	NF/IL	NF/IL	NF/IL	NF/IL	NF/IL	NF/IL	NF/IL	NF/IL	NF/IL	NF/IL	2	0	0	0
Hansbrough, Russell	-	-	-	-	-	-	-	-	-	-	-	-	-	PS	PS	INA	0	0	0	1
Harris, Nigel	-	-	ILB	SUB	SUB	INA	-	-	-	-	-	-	-	-	-	-	5	1	0	1
Hayward, Casey	LCB	LCB	LCB	LCB	LCB	LCB	LCB	LCB	LCB	LCB	LCB	LCB	LCB	LCB	LCB	LCB	16	16	0	0
Hendy, A.J.	-	-	-	-	PS	PS	PS	PS	PS	PS	PS	PS	PS	PS	PS	PS	0	0	0	0
Henry, Hunter	SUB	TE	TE	TE	TE	TE	TE	TE	2TE	TE	TE	TE	TE	TE	TE	TE	14	13	0	0
Ingram, Melvin	DE	DE	DE	DE	DE	DE	DE	DE	DE	DE	DE	DE	DE	DE	DE	DE	16	16	0	0
Inman, Dontrelle	INA	SUB	SUB	SUB	SUB	INA	INA	-	-	-	-	-	-	-	-	-	4	0	0	3
Jenkins, Rayshawn	SUB	INA	SUB	SUB	SUB	SUB	SUB	SUB	SUB	SUB	SUB	SUB	SUB	SUB	SUB	SUB	15	0	0	1
Jones, Cardale	INA	INA	INA	INA	INA	INA	INA	INA	INA	DNP	INA	INA	INA	INA	INA	INA	0	0	1	15
Kaser, Drew	SUB	SUB	SUB	SUB	SUB	SUB	SUB	SUB	SUB	SUB	SUB	SUB	SUB	SUB	SUB	SUB	16	0	0	0
Keyes, Josh	-	-	-	-	-	-	-	-	-	-	-	-	-	-	-	-	2	0	0	0
King, Desmond	SUB	3CB	3CB	SUB	SUB	SUB	SUB	3CB	SUB	SUB	SUB	SUB	3CB	SUB	SUB	SUB	16	4	0	0
Koo, Younghoe	SUB	SUB	SUB	SUB	-	-	-	-	-	-	-	-	-	-	-	-	4	0	0	0
Lamp, Forrest	IR	IR	IR	IR	IR	IR	IR	IR	IR	IR	IR	IR	IR	IR	IR	IR	0	0	0	0
Landrum, Christopher	IR	IR	IR	IR	IR	IR	IR	IR	IR	IR	IR	IR	IR	IR	IR	IR	0	0	0	0
Liuget, Corey	DT	DT	DT	DT	DT	DT	INA	DT	DT	DT	DT	INA	DT	DT	INA	INA	12	12	0	4
Mager, Craig	PS	PS	PS	PS	PS	PS	PS	PS	PS	PS	PS	PS	PS	INA	SUB	SUB	2	0	0	1
Marz, Tyler	-	-	INA	INA	INA	INA	INA	INA	-	-	-	-	-	-	-	-	0	0	0	6
McCaun, Chris	SUB	SUB	SUB	SUB	SUB	SUB	SUB	SUB	SUB	INA	SUB	SUB	SUB	SUB	SUB	SUB	15	0	0	1
McCoil, Dexter	INA	SUB	SUB	INA	-	-	-	-	-	-	-	-	-	-	-	-	2	0	0	2
McGrath, Sean	INA	SUB	2TE	2TE	2TE	SUB	2TE	SUB	SUB	SUB	SUB	SUB	SUB	2TE	TE	SUB	15	6	0	1
Mebane, Brandon	NT	NT	NT	NT	NT	NT	NT	NT	NT	NT	NT	NT	NT	NT	NT	NT	16	16	0	0
Moore, Charmeachealle	IR	IR	IR	IR	IR	IR	IR	IR	IR	IR	IR	IR	IR	IR	IR	IR	0	0	0	0
Novak, Nick	-	-	-	-	SUB	SUB	SUB	SUB	SUB	SUB	SUB	SUB	SUB	IR	IR	IR	7	0	0	0
Okung, Russell	LT	LT	LT	LT	LT	LT	LT	LT	LT	LT	LT	LT	LT	LT	INA	LT	15	15	0	1
Ola, Michael	-	-	-	-	-	-	-	DNP	SUB	SUB	INA	INA	INA	INA	DNP	INA	2	0	2	5
Oliver, Brandon	SUB	SUB	SUB	SUB	INA	INA	INA	SUB	INA	INA	INA	INA	INA	SUB	SUB	SUB	8	0	0	8
Ornuwala, James	SUB	SUB	SUB	SUB	SUB	SUB	SUB	SUB	SUB	SUB	INA	INA	INA	-	PS	PS	9	0	0	4
Palepoi, Tenny	SUS	SUB	SUB	SUB	SUB	SUB	SUB	SUB	SUB	SUB	SUB	SUB	SUB	SUB	SUB	SUB	15	0	0	0
Patton, Andre	PS	PS	PS	PS	PS	PS	PS	PS	PS	PS	PS	PS	PS	PS	PS	PS	0	0	0	0
Perryman, Denzel	IR	IR	IR	IR	IR	IR	IR/DFR	IR/DFR	ILB	OLB	OLB	OLB	ILB	OLB	INA	SUB	7	6	0	1
Phillips, Adrian	SUB	SUB	SUB	SUB	SUB	3S	SUB	3S	SUB	FS	SUB	SUB	3S	SUB	SUB	INA	15	4	0	1
Philon, Darius	SUB	SUB	SUB	SUB	SUB	SUB	DT	SUB	SUB	SUB	SUB	DT	SUB	SUB	DT	DT	16	4	0	0
Pullard, Hayes	SUB	ILB	INA	SUB	ILB	OLB	OLB	OLB	INA	INA	ILB	ILB	SUB	ILB	ILB	ILB	13	10	0	3
Pulley, Spencer	C	C	C	C	C	C	C	C	C	C	C	C	C	C	C	C	16	16	0	0
Richards, Jeff	-	PS	PS	PS	PS	PS	PS	PS	PS	PS	PS	PS	PS	PS	PS	PS	0	0	0	0
Richardson, Whitney	PS	-	-	-	-	-	-	-	-	-	-	-	-	-	-	-	0	0	0	0
Rivers, Philip	QB	QB	QB	QB	QB	QB	QB	QB	QB	QB	QB	QB	QB	QB	QB	QB	16	16	0	0
Rochell, Isaac	SUB	PS	PS	PS	PS	PS	PS	PS	PS	PS	PS	PS	PS	INA	SUB	SUB	3	0	0	1
Rose, Nick	-	-	-	-	-	-	-	-	-	-	-	-	-	-	-	-	2	0	0	0
Schofield, Michael	DNP	SUB	RT	SUB	SUB	SUB	RT	RT	RT	RT	SUB	SUB	SUB	SUB	SUB	SUB	15	5	1	0
Scott, Artavis	PS	PS	PS	PS	PS	PS	PS	PS	PS	PS	PS	PS	PS	PS	PS	PS	0	0	0	0
Slauson, Matt	LG	LG	LG	LG	LG	LG	LG	IR	IR	IR	IR	IR	IR	IR	IR	IR	7	7	0	0
Square, Damion	SUB	SUB	SUB	SUB	SUB	SUB	SUB	SUB	SUB	SUB	SUB	SUB	SUB	SUB	SUB	SUB	16	0	0	0
Tevi, Sam	INA	INA	SUB	SUB	SUB	SUB	SUB	SUB	SUB	SUB	SUB	SUB	SUB	SUB	LT	SUB	14	1	0	2
Toomer, Korey	ILB	SUB	SUB	ILB	INA	ILB	ILB	SUB	OLB	ILB	SUB	SUB	SUB	SUB	OLB	OLB	15	8	0	1
Toner, Cole	-	-	-	-	-	-	-	-	-	-	-	-	-	-	-	-	0	0	0	0
Tuerk, Max	SUS	SUS	SUS	SUS	-	-	-	PS	-	-	-	-	-	-	-	-	0	0	0	0
Verrett, Jason	RCB	INA	IR	IR	IR	IR	IR	IR	IR	IR	IR	IR	IR	IR	IR	IR	1	1	0	1
Watt, Derek	FB	FB	SUB	SUB	SUB	SUB	SUB	FB	SUB	SUB	SUB	SUB	SUB	SUB	FB	SUB	16	4	0	0
Wiggins, Kenny	RG	RG	RG	RG	RG	RG	RG	RG	RG	RG	RG	RG	RG	RG	RG	RG	16	16	0	0
Williams, Andre	PS	PS	PS	PS	SUB	SUB	SUB	INA	SUB	SUB	SUB	SUB	SUB	IR	IR	IR	8	0	0	1
Williams, Mike	INA	INA	INA	INA	INA	SUB	SUB	SUB	SUB	SUB	SUB	INA	SUB	SUB	SUB	3WR	10	1	0	6
Williams, Trevor	SUB	RCB	RCB	RCB	RCB	RCB	RCB	RCB	RCB	RCB	RCB	RCB	RCB	RCB	RCB	RCB	16	15	0	0
Williams, Tyrell	WR	WR	WR	WR	WR	WR	WR	WR	WR	WR	WR	WR	WR	WR	WR	WR	16	15	0	0
Windt, Mike	SUB	SUB	SUB	SUB	SUB	SUB	SUB	SUB	SUB	SUB	SUB	SUB	SUB	SUB	SUB	SUB	16	0	0	0
Wylie, Andrew	-	-	-	-	-	-	-	-	-	-	-	-	-	-	PS	-	0	0	0	0

**STARTERS FOR EACH GAME IN BOLD:** DNP — Did Not Play, INA — Inactive, IR — Reserve/Injured, IR/DFR — Reserve Injured; Designated for Return, NF/IL — Non-Football Illness List, PS — Practice Squad, SUB — Substitute, SUS — Reserve/Suspended, 2TE — Started as Second Tight End, 3TE — Started as Third Tight End, 3CB — Started as Third Cornerback, 3S — Started as Third Safety.



## INDIVIDUAL

### Passing

Longest Scoring Pass — 75, P.Rivers to Ty.Williams, Dec. 10 vs. Washington  
Longest Non-Scoring Pass — 51, P.Rivers to K.Allen, Dec. 10 vs. Washington  
Most Passing Attempts — 44, P.Rivers, Oct. 8 at New York Giants  
Most Completions — 31, twice, most recently P.Rivers, Dec. 3 vs. Cleveland  
Most Passing Yards — 434, P.Rivers, Nov. 23 at Dallas  
Most Passing Touchdowns — 3, four times, most recently P.Rivers,  
Dec. 31 vs. Oakland

### Rushing

Longest Scoring Run — 87, M.Gordon, Oct. 29 at New England  
Longest Non-Scoring Run — 29, M.Gordon, Dec. 3 vs. Cleveland  
Most Rushing Attempts — 25, M.Gordon, Oct. 15 at Oakland  
Most Rushing Yards — 132, M.Gordon, Oct. 29 at New England  
Most Rushing Touchdowns — 1, ten times, most recently M.Gordon,  
Dec. 24 at New York Jets

### Receiving

Most Receptions — 12, K.Allen, Nov. 19 vs. Buffalo  
Most Receiving Yards — 172, K.Allen, Nov. 23 at Dallas  
Most Receiving Touchdowns — 2, four times, most recently K.Allen,  
Nov. 19 vs. Buffalo

### Total Offense

Most Total Yards from Scrimmage — 172, K.Allen, Nov. 23 at Dallas  
Most Touchdowns — 2, four times, most recently K.Allen, Nov. 19 vs. Buffalo

### Special Teams

Longest Punt — 69, D.Kaser, Oct. 22 vs. Denver  
Longest Field Goal — 50, N.Novak, Nov. 12 at Jacksonville  
Most Attempted Field Goals — 5, twice, most recently T.Coons,  
Dec. 3 vs. Cleveland  
Most Made Field Goals — 4, twice, most recently T.Coons,  
Dec. 3 vs. Cleveland

### Returns

Longest Kickoff Return — 44, D.King, Dec. 3 vs. Cleveland  
Longest Punt Return — 65t, T.Benjamin, Oct. 22 vs. Denver  
Longest Interception Return — 90t, D.King, Nov. 23 at Dallas  
Longest Fumble Return — 39t, M.Ingram, Nov. 19 vs. Buffalo

### Defense

Most Interceptions — 2, twice, most recently C.Hayward, Nov. 19 vs. Buffalo  
Most Tackles — 15, J.Brown, Sept. 11 at Denver  
Most Solo Tackles — 13, J.Brown, Sept. 11 at Denver  
Most Sacks — 3.0, M.Ingram, Sept. 24 vs. Kansas City  
Most Passes Defensed — 5, C.Hayward, Oct. 1 vs. Philadelphia

## TEAM

### Most, Offense

First Downs — 28, Nov. 19 vs. Buffalo  
Rushing Attempts — 35, Nov. 19 vs. Buffalo  
Rushing Yards — 157, Oct. 29 at New England  
Rushing Touchdowns — 2, Nov. 19 vs. Buffalo  
Passing Attempts — 44, Oct. 8 at New York Giants  
Completions — 31, twice, most recently Dec. 3 vs. Cleveland  
Net Passing Yards — 434, Nov. 23 at Dallas  
Touchdowns Thrown — 3, four times, most recently  
Dec. 31 vs. Oakland  
Offensive Plays — 73, twice, most recently Nov. 19 vs. Buffalo  
Total Offense — 515, Nov. 23 at Dallas  
Time of Possession — 36:05, twice, most recently  
Nov. 23 at Dallas

### Most, Turnovers

Turnovers — 3, Sept. 24 vs. Kansas City  
Interceptions Thrown — 3, twice, most recently Dec. 16  
at Kansas City  
Fumbles — 2, six times, most recently Dec. 31 vs. Oakland  
Fumbles Lost — 1, four times, most recently Dec. 16  
at Kansas City

### Longest Scoring Drives

Plays — 15, Oct. 15 at Oakland  
Yards — 92, three times, most recently Nov. 23 at Dallas  
Time — 7:03, Dec. 3 vs. Cleveland

### Shortest Scoring Drives

Plays — 1, twice, most recently Oct. 1 vs. Philadelphia  
Yards — 11, Oct. 8 at New York Giants  
Time — 0:07, Sept. 11 at Denver

### Fewest, Defense

First Downs Allowed — 9, Dec. 10 vs. Washington  
Rushing Attempts Allowed — 19, Oct. 22 vs. Denver  
Rushing Yards Allowed — 65, Dec. 10 vs. Washington  
Passing Attempts Allowed — 21, Sept. 24 vs. Kansas City  
Completions Allowed — 15, twice, most recently  
Dec. 24 at New York Jets  
Net Passing Yards Allowed — 119, Dec. 24 at New York Jets  
Total Plays Allowed — 49, Nov. 23 at Dallas  
Total Yards Allowed — 201, Dec. 10 vs. Washington

### Most, Defense

Takeaways — 6, Nov. 19 vs. Buffalo  
Interceptions — 5, Nov. 19 vs. Buffalo  
Fumbles Forced — 3, Oct. 22 vs. Denver  
Fumbles Recovered — 2, twice, most recently  
Dec. 24 at New York Jets  
Passes Defensed — 10, Nov. 19 vs. Buffalo  
Sacks — 5.0, three times, most recently Oct. 22 vs. Denver



## WEEKLY LEADERS



### REGULAR-SEASON WEEKLY LEADERS, LOS ANGELES CHARGERS

			Scoring		Pass Yds.		Carries		Rush Yds.		Catches		Rec. Yds.		Tackles (Solo)		Sacks	
Sept. 11	at	Denver:	3 tied with 6	P.Rivers	192	M.Gordon	18	M.Gordon	54	3 tied with 5	Ty.Williams	54	J.Brown	15 (13)	2 tied with 1.5			
Sept. 17		Miami:	2 tied with 6	P.Rivers	331	M.Gordon	9	B.Oliver	31	K.Allen	9	K.Allen	100	J.Brown	10 (6)	2 tied with 1.0		
Sept. 24		Kansas City:	M.Gordon	6	P.Rivers	237	M.Gordon	17	M.Gordon	79	2 tied with 5	T.Benjamin	105	J.Bosa	9 (4)	M.Ingram	3.0	
Oct. 1		Philadelphia:	4 tied with 6	P.Rivers	347	M.Gordon	10	A.Ekeler	35	2 tied with 5	K.Allen	138	J.Addae	11 (7)	D.Phillon	1.0		
Oct. 8	at	N.Y. Giants:	M.Gordon	12	P.Rivers	258	M.Gordon	20	M.Gordon	105	M.Gordon	6	K.Allen	67	H.Pullard	9 (7)	2 tied with 2.0	
Oct. 15	at	Oakland:	M.Gordon	12	P.Rivers	268	M.Gordon	25	M.Gordon	83	M.Gordon	9	H.Henry	90	2 tied with 8	J.Bosa	1.0	
Oct. 22		Denver:	T.Benjamin	12	P.Rivers	183	M.Gordon	18	2 tied with 38	2 tied with 4	H.Henry	73	J.Addae	9 (6)	2 tied with 2.0			
Oct. 29	at	New England:	2 tied with 6	P.Rivers	212	M.Gordon	14	M.Gordon	132	T.Benjamin	5	T.Benjamin	64	H.Pullard	13 (9)	3 tied with 1.0		
Nov. 12	at	Jacksonville:	A.Ekeler	12	P.Rivers	235	A.Ekeler	10	A.Ekeler	42	2 tied with 5	A.Ekeler	77	D.Perryman	11 (8)	3 tied with 1.0		
Nov. 19		Buffalo:	N.Novak	18	P.Rivers	251	M.Gordon	20	M.Gordon	80	K.Allen	12	K.Allen	159	A.Phillips	6 (6)	J.Bosa	1.0
Nov. 23	at	Dallas:	4 tied with 6	P.Rivers	434	M.Gordon	21	M.Gordon	65	K.Allen	11	K.Allen	172	2 tied with 7	2 tied with 1.0			
Dec. 3		Cleveland:	T.Coons	13	P.Rivers	344	M.Gordon	19	M.Gordon	77	K.Allen	10	K.Allen	105	D.Perryman	10 (3)	3 tied with 1.0	
Dec. 10		Washington:	3 tied with 6	P.Rivers	319	M.Gordon	22	M.Gordon	78	K.Allen	8	K.Allen	111	2 tied with 10	D.King	1.0		
Dec. 16	at	Kansas City:	2 tied with 6	P.Rivers	227	M.Gordon	19	M.Gordon	78	M.Gordon	6	M.Gordon	91	J.Brown	11 (8)	M.Ingram	1.0	
Dec. 24	at	N.Y. Jets:	2 tied with 6	P.Rivers	290	M.Gordon	19	M.Gordon	81	A.Gates	6	A.Gates	81	H.Pullard	10 (5)	2 tied with 1.0		
Dec. 31		Oakland:	3 tied with 6	P.Rivers	387	M.Gordon	17	M.Gordon	93	K.Allen	9	K.Allen	133	2 tied with 9	J.Bosa	1.0		

### REGULAR-SEASON WEEKLY LEADERS, OPPONENT

			Scoring		Pass Yds.		Carries		Rush Yds.		Catches		Rec. Yds.		Tackles (Solo)		Sacks	
Sept. 11	at	Denver:	B.Fowler	12	T.Siemian	219	C.Anderson	20	C.Anderson	81	D.Thomas	5	D.Thomas	67	B.Marshall	8 (5)	S.Barrett	1.0
Sept. 17		Miami:	C.Parkey	13	J.Cutler	230	J.Ajayi	28	J.Ajayi	122	J.Landry	13	D.Parker	85	M.Hull	10 (7)	W.Hayes	1.0
Sept. 24		Kansas City:	4 tied with	6	A.Smith	155	K.Hunt	17	K.Hunt	172	T.Hill	5	T.Hill	77	T.Mitchell	9 (9)	2 tied with	1.0
Oct. 1		Philadelphia:	J.Elliott	14	C.Wentz	242	L.Blount	16	L.Blount	136	Z.Ertz	5	Z.Ertz	81	J.Hicks	9 (8)	2 tied with	1.0
Oct. 8	at	N.Y. Giants:	3 tied with	6	E.Manning	225	W.Gallman	11	O.Darkwa	69	2 tied with	5	O.Beckham	97	D.Thompson	11 (8)	None	
Oct. 15	at	Oakland:	2 tied with	6	D.Carr	171	M.Lynch	13	M.Lynch	63	M.Crabtree	6	M.Crabtree	52	T.Carrie	8 (7)	B.Irvin	1.0
Oct. 22		Denver:	None		T.Siemian	207	C.Anderson	10	C.Anderson	44	A.Derby	6	A.Derby	66	T.Davis	10 (7)	V.Miller	2.0
Oct. 29	at	New England:	S.Gotskowski	13	T.Brady	333	D.Lewis	15	D.Lewis	44	R.Burkhead	7	J.White	85	K.Van Noy	6 (6)	None	
Nov. 12	at	Jacksonville:	M.Lee	8	B.Bortles	273	L.Fournette	17	C.Grant	56	A.Hurns	7	A.Hurns	70	M.Jack	9 (8)	None	
Nov. 19		Buffalo:	L.McCoy	12	T.Taylor	158	L.McCoy	13	L.McCoy	114	T.Cadet	6	Z.Jones	68	P.Brown	13 (11)	S.Lawson	1.0
Nov. 23	at	Dallas:	R.Smith	6	D.Prescott	179	2 tied with	9	R.Smith	41	J.Witten	7	T.Williams	54	J.Smith	8 (7)	None	
Dec. 3		Cleveland:	D.Njoku	6	D.Kizer	215	I.Crowell	10	D.Kizer	46	2 tied with	4	J.Gordon	85	J.Schobert	12 (7)	J.Schobert	1.0
Dec. 10		Washington:	2 tied with	6	K.Cousins	151	S.Perine	17	S.Perine	45	S.Perine	4	2 tied with	34	D.Everett	11 (6)	2 tied with	1.0
Dec. 16	at	Kansas City:	H.Butker	9	A.Smith	231	K.Hunt	24	K.Hunt	155	K.Hunt	7	T.Hill	88	D.Johnson	6 (6)	2 tied with	1.0
Dec. 24	at	N.Y. Jets:	B.Powell	6	B.Petty	119	B.Powell	19	B.Powell	145	2 tied with	5	R.Anderson	51	D.Lee	8 (4)	None	
Dec. 31		Oakland:	A.Cooper	6	D.Carr	243	M.Lynch	19	M.Lynch	101	S.Roberts	5	A.Cooper	115	N.Bowman	13 (8)	2 tied with	0.5



## WEEKLY INACTIVES



### WEEKLY INACTIVES

Sept. 11	at	Denver:	Jerry Attaochu, Dontrelle Inman, Cardale Jones, Dexter McCoil, Sean McGrath, Sam Tevi, Mike Williams.
Sept. 17		Miami:	Jerry Attaochu, Sean Culkin, Rayshawn Jenkins, Cardale Jones, Sam Tevi, Jason Verrett, Mike Williams.
Sept. 24		Kansas City:	Jerry Attaochu, Joe Barksdale, Sean Culkin, Cardale Jones, Tyler Marz, Hayes Pullard, Mike Williams.
Oct. 1		Philadelphia:	Jerry Attaochu, Sean Culkin, Nick Dzubnar, Cardale Jones, Tyler Marz, Dexter McCoil, Mike Williams.
Oct. 8	at	N.Y. Giants:	Jerry Attaochu, Sean Culkin, Cardale Jones, Tyler Marz, Branden Oliver, Corey Toomer, Mike Williams.
Oct. 15	at	Oakland:	Jerry Attaochu, Sean Culkin, Nigel Harris, Dontrelle Inman, Cardale Jones, Tyler Marz, Branden Oliver.
Oct. 22		Denver:	Joe Barksdale, Sean Culkin, Dontrelle Inman, Cardale Jones, Corey Liuget, Tyler Marz, Branden Oliver.
Oct. 29	at	New England:	Jerry Attaochu, Joe Barksdale, Sean Culkin, Jeremy Davis, Cardale Jones, Tyler Marz, Andre Williams.
Nov. 12	at	Jacksonville:	Joe Barksdale, Sean Culkin, Jeff Cumberland, Jeremy Davis, Cardale Jones, Branden Oliver, Hayes Pullard.
Nov. 19		Buffalo:	Joe Barksdale, Sean Culkin, Jeremy Davis, Chris McCain, Branden Oliver, James Onwualu, Hayes Pullard.
Nov. 23	at	Dallas:	Jerry Attaochu, Sean Culkin, Jeremy Davis, Cardale Jones, Michael Ola, Branden Oliver, James Onwualu.
Dec. 3		Cleveland:	Sean Culkin, Cardale Jones, Corey Liuget, Michael Ola, Branden Oliver, James Onwualu, Mike Williams.
Dec. 10		Washington:	Jerry Attaochu, Sean Culkin, Jeremy Davis, Cardale Jones, Michael Ola, Branden Oliver, James Onwualu.
Dec. 16	at	Kansas City:	Jerry Attaochu, Sean Culkin, Jeremy Davis, Cardale Jones, Craig Mager, Michael Ola, Isaac Rochell.
Dec. 24	at	N.Y. Jets:	Jerry Attaochu, Sean Culkin, Jeremy Davis, Cardale Jones, Corey Liuget, Russell Okung, Denzel Perryman.
Dec. 31		Oakland:	Jerry Attaochu, Geremy Davis, Russell Hansbrough, Cardale Jones, Corey Liuget, Michael Ola, Adrian Phillips.

### SEASON TOTALS

Name	No.
Cardale Jones	15
Sean Culkin	14
Jerry Attaochu	12
Geremy Davis	8
Branden Oliver	8
Tyler Marz	6
Mike Williams	6
Joe Barksdale	5
Michael Ola	5
Corey Liuget	4
James Onwualu	4
Dontrelle Inman	3
Chris McCain	2
Dexter McCoil	2
Hayes Pullard	2
Sam Tevi	2
Jeff Cumberland	1
Nick Dzubnar	1
Nigel Harris	1
Russell Hansbrough	1
Rayshawn Jenkins	1
Craig Mager	1
Chris McCain	1
Sean McGrath	1
Russell Okung	1
Denzel Perryman	1
Adrian Phillips	1
Isaac Rochell	1
Korey Toomer	1
Jason Verrett	1
Andre Williams	1



***RECORDS***  
***SECTION***



## INDIVIDUAL RECORDS



### POINTS

#### Most, Career

1,076	John Carney, 1990-00
918	LaDainian Tomlinson, 2001-09
889	Nate Kaeding, 2004-12

#### Most, Season

186	LaDainian Tomlinson, 2006
146	Nate Kaeding, 2009
144	Nick Novak, 2013

#### Most, Season, Rookie

114	Nate Kaeding, 2004
106	Josh Lambo, 2015
	Dennis ParTEE, 1968
94	Herb Travenio, 1965

#### Most, Game

30	Kellen Winslow at Oakland Nov. 22, 1981
24	(9x) Last: D. Woodhead vs. Miami Dec. 20, 2015
19	Greg Davis at Oakland Oct. 5, 1997

### TOUCHDOWNS

#### Most Seasons Leading League

3	Lance Alworth, 1964, 1965, 1966
1	LaDainian Tomlinson, 2006

#### Most, Career

153	LaDainian Tomlinson, 2001-09
114	Antonio Gates, 2003-17
83	Lance Alworth, 1962-70

#### Most, Season

31	LaDainian Tomlinson, 2006
20	LaDainian Tomlinson, 2005
19	Chuck Muncie, 1981

#### Most, Game

5	Kellen Winslow at Oakland Nov. 22, 1981
4	(9x) Last: D. Woodhead vs. Miami Dec. 20, 2015
3	(40x) Last: M. Gordon at Atlanta Oct. 26, 2016

#### Most Consecutive Games

18	LaDainian Tomlinson, 2004-05
10	LaDainian Tomlinson, 2006
9	Antonio Gates, 2009-10
	Natrone Means, 1993-94
	Lance Alworth, 1963

### POINTS AFTER TOUCHDOWN

#### Most, Career

349	Nate Kaeding, 2004-12
328	Rolf Benirschke, 1977-86
293	John Carney, 1990-00

#### Most, Season

58	Nate Kaeding, 2006
55	Rolf Benirschke, 1981
54	Nate Kaeding, 2004

#### Most, Game

7	(6x) Last: Nate Kaeding vs. Den. Dec. 28, 2008
6	(28x) Last: N. Novak vs. Buffalo Nov. 19, 2017
5	(51x) Last: J. Lambo vs. Jax. Sept. 10, 2016

#### Most Consecutive

250	Nate Kaeding, 2004-09
128	Nick Novak, 2011-14
87	Rolf Benirschke, 1983-86

#### Most Attempts, Career

352	Rolf Benirschke, 1977-86
351	Nate Kaeding, 2004-12
298	John Carney, 1990-00

#### Most Attempts, Season

61	Rolf Benirschke, 1981
58	Nate Kaeding, 2006
55	Nate Kaeding, 2004
	Bob Thomas, 1985

#### Most Attempts, Game

8	Rolf Benirschke at Oakland Nov. 22, 1981
7	(6x) Last: N. Kaeding vs. Den. Dec. 28, 2008
6	(37x) Last: N. Novak vs. Buffalo Nov. 19, 2017

### TWO-POINT CONVERSIONS

#### Most, Career

3	Ronnie Harmon, 1990-95
2	Ladarius Green, 2012-15
	Legedu Naanee, 2007-10
	Dave Kocourek, 1960-65
1	(17x) Last: Curtis Brinkley, 2011

#### Most, Season

3	Ronnie Harmon, 1994
2	Ladarius Green, 2015
1	(21x) Last: Mike Tolbert, 2010

#### Most, Game

2	Ladarius Green vs. Oakland Oct. 25, 2015
1	(24x) Last: Curtis Brinkley at K.C. Oct. 31, 2011

### FIELD GOALS

#### Most, Career

261	John Carney, 1990-00
180	Nate Kaeding, 2004-12
146	Rolf Benirschke, 1977-86

#### Most, Season

34	Nick Novak, 2013
	John Carney, 1994
32	Nate Kaeding, 2009
31	John Carney, 1993, 1999

#### Most, Game

6	(3x) Last: Greg Davis at Oakland Oct. 5, 1997
5	(11x) Last: Nate Kaeding at Oak. Sept. 10, 2012
4	(33x) Last: N. Novak vs. Buffalo Nov. 19, 2017

#### Most, Game, No Misses

6	(3x) Last: Greg Davis at Oakland Oct. 5, 1997
5	(10x) Last: Nate Kaeding at Oak. Sept. 10, 2012
4	(23x) Last: Josh Lambo at Atl. Oct. 23, 2016

#### Highest Percentage, Career (min. 100 att.)

.870	Nate Kaeding, 2004-12 (180 of 207)
.846	Nick Novak, 2011-14, 17 (110 of 130)
.816	John Carney, 1990-00 (261 of 320)

#### Highest Percentage, Season (min. 14 att.)

.919	Nick Novak, 2013 (34 of 37)
.914	Nate Kaeding, 2009 (32 of 35)
.905	John Carney, 1990 (19 of 21)

#### Most Consecutive

32	Nick Novak, 2013-14
29	John Carney, 1992-93
22	Nate Kaeding, 2009-10

#### Most Attempts, Career

320	John Carney, 1990-00
208	Rolf Benirschke, 1977-86
207	Nate Kaeding, 2004-12

#### Most Attempts, Season

40	John Carney, 1993
38	John Carney, 1994
37	Nick Novak, 2013

#### Most Attempts, Game

7	Dick Van Raaphorst at N.Y. Jets Oct. 8, 1966
6	(6x) Last: Steve Christie vs. Den. Dec. 1, 2002
5	(25x) Last: N. Novak vs. Buffalo Nov. 19, 2017

#### Longest

57	Nate Kaeding at Tampa Bay Dec. 21, 2008
55	Nate Kaeding vs. Kansas City Nov. 29, 2009
54	(5x) Last: Josh Lambo vs. Pitt. Oct. 12, 2015

### RUSHING YARDS

#### Most Seasons Leading League

2	LaDainian Tomlinson, 2006, 2007
1	Dick Post, 1968
	Paul Lowe, 1965

#### Most, Career

12,490	LaDainian Tomlinson, 2001-09
4,972	Paul Lowe, 1960-68
4,297	Marion Butts, 1989-93

#### Most, Season

1,815	LaDainian Tomlinson, 2006
1,683	LaDainian Tomlinson, 2002
1,645	LaDainian Tomlinson, 2003

#### Most, Game

243	LaDainian Tomlinson vs. Oakl. Dec. 28, 2003
220	LaDainian Tomlinson vs. Denver Dec. 1, 2002
217	LaDainian Tomlinson vs. N.E. Sept. 29, 2002
	Gary Anderson vs. Kansas City, Dec. 18, 1988

#### Longest Run

87t	Melvin Gordon at New England Oct. 29, 2017
87t	Paul Lowe at Dallas Sept. 10, 1961
86t	Keith Lincoln at Oakland, Sept. 30, 1962
85t	L. Tomlinson vs. Kansas City Dec. 17, 2006

### RUSHING TOUCHDOWNS

#### Most Seasons Leading League

3	LaDainian Tomlinson, 2004, 2006, 2007
---	---------------------------------------

#### Most, Career

138	LaDainian Tomlinson, 2001-09
43	Chuck Muncie, 1980-84
38	Paul Lowe, 1960-67

#### Most, Season

28	LaDainian Tomlinson, 2006
19	Chuck Muncie, 1981
18	LaDainian Tomlinson, 2005

#### Most, Game

4	LaDainian Tomlinson vs. Oak., Oct. 14, 2007
	L. Tomlinson at Cincinnati, Nov. 12, 2006
	L. Tomlinson at San Francisco, Oct. 15, 2006
	Chuck Muncie vs. Denver, Nov. 29, 1981
	Clarence Williams vs. Buffalo, Sept. 16, 1979
3	(21x), Last: R. Mathews at Den. Jan. 2, 2011
2	(113x), Last: M. Gordon at Atl. Oct. 23, 2016

### RUSHING AVERAGE

#### Highest, Career (minimum 500 att.)

4.90	Paul Lowe, 1960-68
4.71	Keith Lincoln, 1961-66, 68
4.43	Dick Post, 1967-70

#### Highest, Season (minimum 100 att.)

6.45	Keith Lincoln, 1963
6.29	Paul Lowe, 1960
5.71	Paul Lowe, 1963

#### Highest, Game (minimum 10 att.)

14.7	Michael Turner at Denver Oct. 7, 2007
13.8	Keith Lincoln at Oakland Sept. 30, 1962
12.7	Keith Lincoln at Kansas City Oct. 20, 1963

### RUSHING ATTEMPTS

#### Most Seasons Leading League

1	Paul Lowe, 1965
---	-----------------

#### Most, Career

2,880	LaDainian Tomlinson, 2001-09
1,031	Marion Butts, 1989-93
1,015	Paul Lowe, 1960-68

#### Most, Season

372	LaDainian Tomlinson, 2002
348	LaDainian Tomlinson, 2006
343	Natrone Means, 1994

#### Most, Game

39	LaDainian Tomlinson at Oakland Oct. 20, 2002
	Marion Butts at Kansas City Dec. 17, 1989
	(3x) Last: L. Tomlinson at Oak. Nov. 21, 2004
36	L. Tomlinson vs. Washington, Sept. 9, 2001
	Gary Brown at Oakland, Oct. 5, 1997

### PASS ATTEMPTS

#### Most Seasons Leading League

1	Philip Rivers, 2015
---	---------------------

#### Most, Career

6,492	Philip Rivers, 2004-17
5,604	Dan Fouts, 1973-87
3,640	John Hadl, 1962-72

#### Most, Season

661	Philip Rivers, 2015
609	Dan Fouts, 1981
589	Dan Fouts, 1980



**Most, Game**

65	Philip Rivers at Green Bay Oct. 18, 2015
58	Philip Rivers vs. Oakland Oct. 25, 2015
	Mark Herrmann at Kansas City Dec. 22, 1985
56	Dan Fouts vs. Miami Nov. 18 1984 (OT)

**PASS COMPLETIONS****Most Seasons Leading League**

1	Philip Rivers, 2015
---	---------------------

**Most, Career**

4,171	Philip Rivers, 2004-17
3,297	Dan Fouts, 1973-1987
1,824	John Hadl, 1962-1972

**Most, Season**

437	Philip Rivers, 2015
379	Philip Rivers, 2014
378	Philip Rivers, 2013

**Most, Game**

43	Philip Rivers at Green Bay Oct. 18, 2015
38	Philip Rivers vs. Oakland Oct. 25, 2015
37	Mark Herrmann at Kansas City Dec. 22, 1985
	Dan Fouts vs. Miami Nov. 18, 1984 (OT)

**Most Consecutive**

22	Philip Rivers vs. Detroit Sept. 13, 2015 and at Cincinnati Sept. 20, 2015
16	Philip Rivers vs. Indianapolis Oct. 14, 2013 and at Jacksonville Oct. 20, 2013
15	Philip Rivers at Green Bay Sept. 23, 2007
	Dan Fouts at Cleveland Sept. 7, 1981

**COMPLETION PERCENTAGE****Most Seasons Leading League**

1	Philip Rivers, 2013
---	---------------------

**Highest, Career (minimum 500 att.)**

.642	Philip Rivers, 2004-17
.622	Drew Brees, 2001-05
.588	Dan Fouts, 1973-87

**Highest, Season (minimum 140 att.)**

.695	Philip Rivers, 2013
.665	Philip Rivers, 2014
.661	Philip Rivers, 2015

**Highest, Game (minimum 20 att.)**

.900	Philip Rivers vs. K.C. Nov. 1, 2012 (18 of 20)
.880	Drew Brees vs. Oak. Oct. 31, 2004 (22 of 25)
.864	Drew Brees vs. N.Y.G. Sept. 25, 2005 (19 of 22)

**PASSING YARDS****Most Seasons Leading League**

4	Dan Fouts, 1979, 1980, 1981, 1982
3	John Hadl, 1965, 1968, 1971
1	Philip Rivers, 2010

**Most, Career**

50,348	Philip Rivers, 2004-17
43,040	Dan Fouts, 1973-87
26,938	John Hadl, 1962-72

**Most, Season**

4,802	Dan Fouts, 1981
4,792	Philip Rivers, 2015
4,715	Dan Fouts, 1980

**Most, Game**

503	Philip Rivers at Green Bay Oct. 18, 2015
455	Philip Rivers at Seattle Sept. 26, 2010
444	Dan Fouts at San Francisco Dec. 11, 1982
	Dan Fouts vs. New York Giants Oct. 19, 1980

**Most Games 300 Yards or More, Career**

57	Philip Rivers, 2004-17
51	Dan Fouts, 1973-87
16	John Hadl, 1962-72

**Most Games 300 Yards or More, Season**

8	Philip Rivers, 2015
	Dan Fouts, 1980
7	Dan Fouts, 1981, 1985
6	Philip Rivers, 2017, 2016, 2012, 2011, 2010
	Dan Fouts, 1979

**Most Consecutive Games, 300 Yards or More**

5	Philip Rivers, 2015
4	Dan Fouts, 1980-81, 1979
3	Philip Rivers, 2017, 2016, 2010-11
	Dan Fouts, 1985, 1980
	John Hadl, 1967

**Most Games 400 Yards or More, Career**

9	Philip Rivers, 2004-17
6	Dan Fouts, 1973-87
1	Jim Harbaugh, 1999-00

**Longest Completion**

99t	Stan Humphries at Seattle Sept. 18, 1994
91t	Jack Kemp at Denver Nov. 12, 1961
88t	Ed Luther vs. Chicago Dec. 3, 1984

**TOUCHDOWN PASSES****Most Seasons Leading League**

2	John Hadl, 1968, 1971
	Dan Fouts, 1981, 1982
1	Philip Rivers, 2008 (tied with Drew Brees)

**Most, Career**

342	Philip Rivers, 2004-17
254	Dan Fouts, 1973-87
201	John Hadl, 1962-72

**Most, Season**

34	Philip Rivers, 2008
33	Philip Rivers, 2016
	Dan Fouts, 1981
32	Philip Rivers, 2013

**Most, Game**

6	Dan Fouts at Oakland Nov. 22, 1981
5	(4x), Last: Drew Brees vs. Oak. Oct. 31, 2004
4	(28x), Last: Philip Rivers at Oak. Oct. 9, 2016

**Most Consecutive Games**

28	Philip Rivers, 2012-14
23	Philip Rivers, 2009-10
20	Dan Fouts, 1979-80

**INTERCEPTIONS THROWN****Most Seasons Leading League**

1	Philip Rivers, 2016
	John Hadl, 1968

**Most, Career**

242	Dan Fouts, 1973-87
211	John Hadl, 1962-72
166	Philip Rivers, 2004-17

**Most, Season**

32	John Hadl, 1968
26	John Hadl, 1972
25	John Hadl, 1971
	Jack Kemp, 1960

**Most, Game**

6	Ed Luther vs. Washington Oct. 31, 1983
	John Hadl vs. Kansas City Dec. 8, 1968
5	(9x), Last: C. Whelihan at Sea. Dec. 13, 1998
4	(32x), Last: Philip Rivers vs. Mia. Nov. 13, 2016

**Fewest, Season (minimum 150 att.)**

3	Ed Luther, 1984 (151 att.)
4	Doug Flutie, 2003 (167 att.)
	John Friesz, 1993 (238 att.)
6	Stan Humphries, 1997 (225 att.)

**Most Consecutive Attempts, None Intercepted**

194	Drew Brees, Oct. 17-Dec. 5, 2004
170	Philip Rivers, Nov. 27-Dec. 24
168	Dan Fouts, Sept. 27-Oct. 25, 1981

**Lowest Percentage, Season (minimum 150 att.)**

.017	John Friesz, 1993
.018	Drew Brees, 2004
.019	Philip Rivers, 2009

**PASSER RATING****Most Seasons Leading League**

1	Philip Rivers, 2008
---	---------------------

**Highest, Career (minimum 500 att.)**

94.8	Philip Rivers, 2004-17
84.9	Drew Brees, 2001-05
80.2	Dan Fouts, 1973-87

**Highest, Season (minimum 300 att.)**

105.5	Philip Rivers, 2013, 2008
104.8	Drew Brees, 2004
104.4	Philip Rivers, 2009

**Highest, Game (minimum 20 att.)**

157.1	Dan Fouts at Cleveland Sept. 7, 1981
153.1	Drew Brees vs. Oakland Oct. 31, 2004
150.5	Philip Rivers vs. San Francisco Dec. 16, 2010

**RECEIVING YARDS****Most Seasons Leading League**

3	Lance Alworth, 1965, 1966, 1969
---	---------------------------------

**Most, Career**

11,508	Antonio Gates, 2003-17
9,584	Lance Alworth, 1962-70
9,203	Charlie Joiner, 1976-86

**Most, Season**

1,602	Lance Alworth, 1965
1,393	Keenan Allen, 2017
1,383	Lance Alworth, 1966

**Most, Game**

260	Wes Chandler vs. Cincinnati Dec. 20, 1982
243	Wes Chandler vs. Seattle Sept. 15, 1985
232	Lance Alworth at Kansas City Oct. 20, 1963

**Average per Catch, Career (minimum 250 rec.)**

19.4	Lance Alworth, 1962-70
18.6	Gary Garrison, 1966-76
17.5	Vincent Jackson, 2005-11

**Average per Catch, Season (minimum 35 rec.)**

23.2	Lance Alworth, 1965
22.9	Gary Garrison, 1970
21.2	Gary Garrison, 1968, 1971

**Longest Reception**

99t	Tony Martin at Seattle Sept. 18, 1994
91t	Keith Lincoln at Denver Nov. 12, 1961
88t	Bobby Duckworth at Chicago Dec. 3, 1984

**RECEPTIONS****Most Seasons Leading League**

3	Lance Alworth, 1966, 1968, 1969
2	Kellen Winslow, 1980, 1981

**Most, Career**

923	Antonio Gates, 2003-17
586	Charlie Joiner, 1976-86
541	Kellen Winslow, 1979-87

**Most, Season**

102	Keenan Allen, 2017
100	LaDainian Tomlinson, 2003
90	Tony Martin, 1995
89	Antonio Gates, 2005
	Kellen Winslow, 1980

**Most, Game**

15	Keenan Allen vs. Detroit Sept. 13, 2015
	Kellen Winslow at Green Bay Oct. 7, 1984
14	Keenan Allen at Green Bay Oct. 18, 2015
	David Boston at Jacksonville Oct. 5, 2003
	Kellen Winslow vs. Kansas City Dec. 11, 1983
13	(6x), Last: A. Gates vs. Miami Dec. 11, 2005

**Most Consecutive Games With a Catch**

96	Lance Alworth, 1962-69
80	Antonio Gates, 2003-08
78	Charlie Joiner, 1978-84



## RECEIVING TOUCHDOWNS

### Most Seasons Leading League

3 Lance Alworth, 1964, 1965, 1966

### Most, Career

114 Antonio Gates, 2003-17

81 Lance Alworth, 1962-70

58 Gary Garrison, 1966-76

### Most, Season

14 Tony Martin, 1996

Lance Alworth, 1965

13 (5x), Last: Antonio Gates, 2004

12 Antonio Gates, 2014

Gary Garrison, 1970

### Most, Game

5 K. Winslow at Oakland Nov. 22, 1981

4 Lance Alworth at Denver Dec. 1, 1968

3 (14x) Last: D. Woodhead vs. Mia. Dec. 20, 2015

### Most Consecutive Games

9 Antonio Gates, 2009-10

Lance Alworth, 1963

6 John Jefferson, 1980

Lance Alworth, 1964, 1967

5 Lance Alworth, 1965-66

## SCRIMMAGE YARDS

### Most, Career

16,445 LaDainian Tomlinson, 2001-09

11,508 Antonio Gates, 2003-17

9,721 Lance Alworth, 1962-70

### Most, Season

2,370 LaDainian Tomlinson, 2003

2,323 LaDainian Tomlinson, 2006

2,172 LaDainian Tomlinson, 2002

### Most, Game

271 LaDainian Tomlinson vs. Denver Dec. 1, 2002

261 Melvin Gordon vs. Tennessee Nov. 6, 2016

260 LaDainian Tomlinson vs. Oakland Dec. 28, 2003

Wes Chandler vs. Cincinnati Dec. 20, 1982

## INTERCEPTIONS BY

### Most Seasons Leading League

1 Casey Hayward, 2016

Antonio Cromartie, 2007

### Most, Career

42 Gill Byrd, 1983-92

29 Dick Harris, 1960-65

26 Rodney Harrison, 1994-02

### Most, Season

10 Antonio Cromartie, 2007

9 Charlie McNeil, 1961

8 (4x) Last: Ryan McNeil, 2001

### Most, Game

3 A. Cromartie vs. Indianapolis Nov. 11, 2007

Dwayne Harper vs. Oakland Nov. 27, 1995

Pete Shaw at Cincinnati Nov. 2, 1980

Clarence Duren at Miami Oct. 30, 1977

Chris Fletcher at Denver Nov. 30, 1975

Joe Beauchamp vs. Denver Sept. 24, 1972

Leslie Duncan at Oakland Sept. 25, 1966

Bud Whitehead at Buffalo Oct. 10, 1965

Dick Harris at Buffalo Nov. 17, 1963

Charlie McNeil vs. Houston Sept. 24, 1961

C. McNeil vs. New York Titans Dec. 18, 1960

2 (84x) Last: C. Hayward vs. Bills Nov. 19, 2017

### Most Consecutive Games

5 Charlie McNeil, 1961

4 (4x) Last: Greg Jackson, 1998

3 (18x) Last: Stephen Cooper, 2008

## INTERCEPTION RETURN YARDS

### Most Seasons Leading League

1 Charlie McNeil, 1961

### Most, Career

546 Gill Byrd, 1983-92

502 Charlie McNeil, 1960-64

477 Kenny Graham, 1964-69

### Most, Season

349 Charlie McNeil, 1961

224 Stanley Richard, 1994

166 Vencie Glenn, 1987

### Most, Game

177 Charlie McNeil vs. Houston, Sept. 24, 1961

106 Woodrow Lowe vs. Pittsburgh, Nov. 18, 1979

103 Vencie Glenn vs. Denver, Nov. 29, 1987

### Longest Return

103t Vencie Glenn vs. Denver, Nov. 29, 1987

102t Donald Frank at L.A. Raiders, Oct. 31, 1993

100t Leslie Duncan vs. Kansas City, Oct. 15, 1967

## INTERCEPTION RETURN TOUCHDOWNS

### Most, Career

5 Kenny Graham, 1964-69

Dick Harris, 1960-65

4 Woodrow Lowe, 1976-86

3 Eric Weddle, 2007-15

Joe Beauchamp, 1966-75

### Most, Season

3 Dick Harris, 1961

2 (9x) Last: Demorrio Williams, 2012

1 (73x) Last: Desmond King, 2017

### Most, Game

1 (94x) Last: Desmond King at Dallas Nov. 23, 2017

## SACKS

### Most Seasons Leading League

1 Shawne Merriman, 2006

### Most, Career

105.5 Leslie O'Neal, 1986-95

69.5 Shaun Phillips, 2004-12

67.0 Gary Johnson, 1975-84

### Most, Season

17.5 Gary Johnson, 1980

17.0 S. Merriman, 2006

Leslie O'Neal, 1992

Steve DeLong, 1969

15.5 Fred Dean, 1978

### Most, Game (since 1982)

5 Leslie O'Neal vs. Dallas Nov. 16, 1986

4 (5x) Last: A. Barnes vs. Balt. Dec. 18, 2011

3.5 (3x) Last: Kendall Reyes at N.Y.J. Dec. 23, 2012

## PUNTS

### Most, Career

771 Darren Bennett, 1995-03

756 Mike Scifres, 2003-15

519 Dennis Partee, 1968-75

### Most, Season

95 Darren Bennett, 1998

92 Darren Bennett, 2000

89 Darren Bennett, 1997, 1999

### Most, Game

11 (5x), Last: D. Bennett at Oak. Oct. 11, 1998

10 (10x) Last: D. Kaser at Jax Nov. 12, 2017

9 (14x), Last: D. Kaser at NYJ Dec. 24, 2017

## PUNT YARDS

### Most, Career

34,152 Mike Scifres, 2003-15

33,776 Darren Bennett, 1995-03

21,417 Dennis Partee, 1968-75

### Most, Season

4,248 Darren Bennett, 2000

4,174 Darren Bennett, 1998

3,972 Darren Bennett, 1997

### Most, Game

522 Darren Bennett at Oakland Oct. 11, 1998

493 Mike Scifres at Denver Nov. 18, 2012

492 Dennis Partee at Kansas City Nov. 10, 1974

### Longest Punt

82 Paul Maguire vs. Dallas Nov. 19, 1961

73 Dennis Partee at Denver Oct. 17, 1971

72 Mike Scifres at Buffalo, Sept. 21, 2014

## PUNTING AVERAGE

### Highest, Career (minimum 100 att.)

47.3 Drew Kaser, 2016-17

45.2 Mike Scifres, 2003-15

43.8 Darren Bennett, 1995-03

42.9 Ralf Mojsiejenko, 1985-88

### Highest, Season (minimum 50 att.)

48.3 Mike Scifres, 2012

48.1 Drew Kaser, 2017

46.7 Mike Scifres, 2010

46.3 Drew Kaser, 2016

### Highest, Game (minimum 4 att.)

59.5 Mike Scifres at St. Louis Oct. 17, 2010

Darren Bennett at Pittsburgh Oct. 1, 1995

57.0 Drew Kaser at Denver Oct. 30, 2016

Mike Scifres vs. Kansas City Oct. 19, 2014

Darren Bennett at Kansas City Sept. 17, 2000

56.7 Darren Bennett at Denver Oct. 6, 1996

## PUNT RETURN YARDS

### Most Seasons Leading League

1 Leslie "Speedy" Duncan, 1965

### Most, Career

2,388 Mike Fuller, 1975-80

1,651 Leslie "Speedy" Duncan, 1964-70

1,407 Darrien Gordon, 1983-96

### Most, Season

537 Darrien Gordon, 1996

489 Eric Metcalf, 1997

475 Darrien Gordon, 1994

### Most, Game

168 Eric Metcalf at Cincinnati Nov. 2, 1997

136 Mike Fuller at Buffalo Nov. 21, 1976

133 Andre Coleman at Phil. Sept. 17, 1995

### Longest Return

95t L. Duncan vs. New York Jets, Nov. 24, 1968

90t Darrien Gordon at L.A. Raiders, Sept. 25, 1994

88t A. Coleman at Philadelphia, Sept. 17, 1995

Mike Fuller at New Orleans, Oct. 9, 1977

## PUNT RETURN AVERAGE

### Most Seasons Leading League

2 Leslie "Speedy" Duncan, 1965, 1966

### Highest, Career (minimum 50 ret.)

13.7 Darrien Gordon, 1993-96

12.0 Leslie "Speedy" Duncan, 1964-70

11.3 Mike Fuller, 1975-80

### Highest, Season (minimum 20 ret.)

15.5 Leslie "Speedy" Duncan, 1965

14.9 Darrien Gordon, 1996

13.2 (4x), Last: Darrien Gordon, 1994



## PUNT RETURN TOUCHDOWNS

### Most, Career

- 4 Leslie "Speedy" Duncan, 1964-70
- 3 Eric Metcalf, 1997
- Darrien Gordon, 1993-96
- 2 (4x) Last: Darren Sproles, 2005-10

### Most, Season

- 3 Eric Metcalf, 1997
- 2 (3x) Last: Darrien Gordon, 1994
- 1 (17x) Last: Travis Benjamin, 2017

### Most, Game

- 2 Eric Metcalf at Cincinnati, Nov. 2, 1997
- 1 (23x) Last: T. Benjamin vs. Den. Oct. 22, 2017

## PUNT RETURNS

### Most Seasons Leading League

- 1 Leslie Duncan, 1965

### Most, Career

- 212 Mike Fuller, 1975-80
- 138 Leslie "Speedy" Duncan, 1964-70
- 124 Lionel James, 1984-88

### Most, Season

- 46 Mike Fuller, 1979
- 45 Eric Metcalf, 1997
- 39 Mike Fuller, 1978

### Most, Game

- 8 (4x) Last: Leon Johnson at Det. Dec. 7, 2003
- 7 (4x) Last: Mike Fuller at Hou. Dec. 17, 1978
- 6 (9x) Last: J. Herndon vs. Miami Dec. 20, 2015

### Most Fair Catches, Season

- 24 Kenny Graham, 1969
- 19 Chris Penn, 1999
- Darrien Gordon, 1994
- 18 Kitrick Taylor, 1991

### Most Fair Catches, Game

- 6 Phil McConkey at Kansas City Dec. 17, 1989
- 5 Jeff Graham at Oakland Sept. 3, 2000
- Kenny Graham vs. Cincinnati Oct. 4, 1969
- Travis Benjamin vs. Denver Oct. 22, 2017

## KICKOFF RETURN YARDS

### Most, Career

- 6,469 Darren Sproles, 2005-10
- 3,997 Ronney Jenkins, 2000-02
- 3,914 Andre Coleman, 1994-96

### Most, Season

- 1,541 Ronney Jenkins, 2001
- 1,531 Ronney Jenkins, 2000
- 1,528 Darren Sproles, 2005

### Most, Game

- 250 Ronney Jenkins, at Oakland Nov. 18, 2001
- 221 Ronney Jenkins vs. N.O. Sept. 10, 2000
- 215 Richard Goodman at Oakland Jan. 1, 2012

### Longest Return

- 105t Richard Goodman at Oakland Jan. 1, 2012
- 103t Darren Sproles at Denver Sept. 14, 2008
- Keith Lincoln vs. N.Y. Titans Sept. 16, 1962
- 99t Micheal Spurlock vs. Oakland Dec. 30, 2012

## KICKOFF RETURN AVERAGE

### Highest, Career (minimum 75 ret.)

- 25.3 Leslie "Speedy" Duncan, 1964-70
- 25.1 Darren Sproles, 2005-10
- 24.2 Ronney Jenkins, 2000-02

### Highest, Season (minimum 10 ret.)

- 29.7 Antonio Cromartie, 2006
- 28.4 Keith Lincoln, 1962
- 28.0 Leslie "Speedy" Duncan, 1969

## KICKOFF RETURN TOUCHDOWNS

### Most, Career

- 4 Andre Coleman, 1994-96
- 3 Ronney Jenkins, 2000-02
- 2 Darren Sproles, 2005-08
- Anthony Miller, 1988-93

### Most, Season

- 2 (3x) Last: Ronney Jenkins, 2001
- 1 (13x) Last: Micheal Spurlock, 2012

### Most, Game

- 1 (19x) Last: M. Spurlock vs. Oak. Dec. 30, 2012

## KICKOFF RETURNS

### Most, Career

- 258 Darren Sproles, 2005-10
- 166 Andre Coleman, 1994-96
- 165 Ronney Jenkins, 2000-02

### Most, Season

- 67 Ronney Jenkins, 2000
- 63 Darren Sproles, 2005
- 62 Andre Coleman, 1995

### Most, Game

- 8 (5x) Last: D. Sproles at N.O. (at London) Oct. 26, 2008
- 7 (13x) Last: D. Sproles vs. Denver Oct. 19, 2009
- 6 (36x) Last: R. Goodman at Oakland Jan. 1, 2012

## COMBINED KICKOFF AND PUNT RETURN YARDS

### Most, Career

- 7,404 Darren Sproles, 2005-10
- 5,037 Leslie "Speedy" Duncan, 1964-70
- 4,240 Andre Coleman, 1994-96

### Most, Season

- 1,737 Andre Coleman, 1995
- 1,636 Darren Sproles, 2005
- 1,625 Darren Sproles, 2008

## COMBINED KICKOFF AND PUNT RETURNS

### Most, Career

- 372 Darren Sproles, 2005-10
- 289 Mike Fuller, 1975-80
- 272 Leslie "Speedy" Duncan, 1964-70

### Most, Season

- 90 Andre Coleman, 1995
- 81 Darren Sproles, 2005
- 80 Darren Sproles, 2009

## SERVICE

### Most Seasons, Active Player

- 17 David Binn, 1994-10
- 15 Dan Fouts, 1973-87
- Antonio Gates, 2003-17
- Russ Washington, 1968-82
- 14 Don Macek, 1976-89
- Philip Rivers, 2004-17
- Doug Wilkerson, 1971-84

### Most Games

- 256 David Binn, 1994-10
- 220 Antonio Gates, 2003-17
- 200 Junior Seau, 1990-02
- Russ Washington, 1968-82

### Most Consecutive Games

- 192 Philip Rivers, 2005-17
- 179 David Binn, 1994-10
- 178 Russ Washington, 1968-80

### Most Consecutive Starts

- 192 Philip Rivers, 2006-17
- 148 Russ Washington, 1970-80
- 140 Walt Sweeney, 1964-73





## TEAM RECORDS



† indicates 9-game strike season

### GAMES WON

#### Most, Season

14 2006  
13 2009  
12 1961, 1979, 2004

#### Fewest, Season

1 2000  
2 1973, 1975  
4 1962, 1972, 1986, 1991, 1997, 2003, 2015

#### Most Consecutive

15 Nov. 27, 1960–Dec. 3, 1961  
11 Oct. 25, 2009–Jan. 3, 2010  
Oct. 29, 2006–Sept. 9, 2007  
8 (4x) Last: Oct. 24–Dec. 19, 2004

#### Most Consecutive at Home

10 Nov. 5, 1978–Nov. 25, 1979  
9 Sept. 17, 2006–Sept. 9, 2007  
Nov. 27, 1960–Dec. 9, 1961  
8 Oct. 4, 1992–Sept. 19, 1993

#### Most Consecutive on Road

11 Oct. 2, 1960–Nov. 12, 1961  
6 Oct. 25, 2009–Dec. 25, 2009  
Nov. 4, 1979–Sept. 28, 1980  
5 Jan. 2, 1994–Oct. 16, 1994

#### Most Consecutive at Start of Season

11 1961  
6 1994  
4 1966, 1980, 2002

### GAMES LOST

#### Most, Season

15 2000  
12 1975, 1986, 1991, 1997, 2003, 2015  
11 1973, 1998, 2001, 2016

#### Fewest, Season

2 1961, 1965, 2006  
3 2009, 1963, 1982†  
4 1960, 1979, 2004

#### Most Consecutive

11 Sept. 3, 2000–Nov. 19, 2000  
Sept. 21, 1975–Nov. 30, 1975  
9 Dec. 8, 2002–Oct. 5, 2003  
Nov. 4, 2001–Dec. 30, 2001  
Dec. 4, 2016–Oct. 1, 2017  
8 (5x) Last: Dec. 4, 2016–Sept. 24, 2017

#### Most Consecutive at Home

7 Nov. 13, 2016–current  
6 (3x) Last: Last: Nov. 13, 2016–current  
5 (6x) Last: Last: Nov. 13, 2016–current

#### Most Consecutive on Road

11 Oct. 6, 1985–Oct. 26, 1986  
8 (3x) Last: Sept. 3, 2000–Dec. 17, 2000  
7 Nov. 10, 2002–Oct. 5, 2003  
Sept. 20, 1998–Dec. 27, 1998

#### Most Consecutive on Road Without Victory (Ties incl.)

14 Nov. 22, 1970–Nov. 19, 1972

### POINTS

#### Most, Season

492 2006  
478 1981  
467 1985

#### Most, Game

58 vs. Denver, Dec. 22, 1963  
55 at Oakland, Nov. 22, 1981  
vs. Denver, Oct. 20, 1968  
54 vs. Buffalo, Nov. 19, 2017

#### Most Game, Both Teams

98 vs. Pittsburgh, Dec. 8, 1985  
93 vs. N.Y. Titans, Dec. 18, 1960  
90 at Cincinnati, Nov. 12, 2006

#### Most, Half

42 Nov. 12, 2006 at Cincinnati (second half)  
41 Nov. 5, 1961 vs. N.Y. Titans (second half)  
37 Nov. 19, 2017 vs. Buffalo (first half)

#### Most, Quarter

28 at Kansas City Nov. 15, 1964 (second quarter)  
vs. N.Y. Titans Nov. 5, 1961 (third quarter)  
vs. Houston Sept. 24, 1961 (second quarter)

#### Most, Quarter, Both Teams

38 at Denver Sept. 14, 2008 (2Q)  
at Kansas City Oct. 19, 1986 (2Q)  
at Denver Oct. 6, 1963 (2Q)  
at Boston Oct. 7, 1961 (2Q)

#### Fewest, Season

188 1973  
189 1975  
212 1974

#### Fewest, Game

0 (28x) Last: at Miami Nov. 2, 2014

#### Most Consecutive Games Not Shutout

240 Nov. 7, 1999–Nov. 2, 2014  
121 Sept. 7, 1962–Nov. 2, 1969

### TOUCHDOWNS

#### Most, Season

61 1981  
60 1985  
59 2006

#### Most, Game

8 vs. Pittsburgh Dec. 8, 1985  
at Oakland Nov. 22, 1981  
7 (8x) Last: vs. Denver Dec. 28, 2008  
6 (35x) Last: vs. Buffalo Nov. 19, 2017

#### Fewest, Season

22 1973, 1975  
23 1998  
25 1977, 1999

### POINTS AFTER TOUCHDOWN

#### Most, Season

58 2006  
55 1981  
54 2004

#### Most, Game

7 (7x) Last: vs. Denver Dec. 28, 2008  
6 (28x) Last: vs. Buffalo Nov. 19, 2017  
5 (50x) Last: vs. Jacksonville Sept. 18, 2016

#### Fewest, Season

19 1973, 1998  
20 1975  
21 1977

### TWO-POINT CONVERSIONS

#### Most, Season

3 1994  
2 1962, 1963, 1968, 1998, 2003, 2008, 2010, 2015  
1 1961, 1964, 1995, 1999, 2002, 2006, 2011

#### Most, Game – (since 1994)

2 vs. Oakland Oct. 25, 2015  
1 (15x) Last: at Kansas City Oct. 31, 2011

#### Most Attempts, Season

7 1994  
5 2008  
4 1995, 1998, 2000

#### Most Attempts, Game – (since 1994)

3 at Denver, Sept. 4, 1994  
2 (4x) Last: vs. Oakland Oct. 25, 2015  
1 (34x) Last: at Carolina Dec. 11, 2016

### FIELD GOALS

#### Most, Season

34 1994, 2013  
32 2009  
31 1993, 1999

#### Most, Game

6 (3x) Last: at Oakland Oct. 5, 1997  
5 (11x) Last: at Oakland Sept. 10, 2012  
4 (34x) Last: vs. Cleveland Dec. 3, 2017

#### Most Attempts, Season

43 2001  
40 1993  
38 1994

#### Most Attempts, Game

7 at N.Y. Jets Oct. 8, 1966  
6 (6x) Last: vs. Buffalo Nov. 19, 2017  
5 (26x) Last: vs. Cleveland Dec. 3, 2017

#### Most, Game, Both Teams

9 vs. Kansas City Sept. 29, 1996  
8 at Indianapolis Nov. 3, 1996  
vs. New England Nov. 9, 1975  
7 (15x) Last: at Atlanta Oct. 23, 2016

#### Most Attempts, Game, Both Teams

10 (4x) Last: vs. Seattle Dec. 12, 1999  
9 (3x) Last: vs. Denver Dec. 1, 2002  
8 (22x) Last: at Atlanta Oct. 23, 2016

#### Fewest Made, Season

6 1974  
10 1976  
12 1964, 1970, 1973, 1975

#### Fewest Attempts, Season

16 1974  
19 1970  
20 1962, 1976, 1988, 2003

### FIRST DOWNS

#### Most, Season

380 1985  
379 1981  
374 1984

#### Most, Game

35 at Kansas City Oct. 19, 1986  
34 vs. Miami Nov. 18, 1984 (OT)  
vs. Cincinnati Dec. 20, 1982  
33 at Philadelphia Sept. 15, 2013  
vs. Oakland Oct. 31, 2004

#### Most, Game, Both Teams

62 vs. Seattle Sept. 15, 1985  
58 vs. Seattle Dec. 29, 2002 (OT)  
at Cincinnati Sept. 22, 1985  
vs. Miami Nov. 18, 1984 (OT)  
57 at New England, Sept. 18, 2011  
at San Francisco Dec. 11, 1982

#### Fewest, Season

198 1973, 1975  
208 1961  
217 1962

#### Fewest, Game

3 at Denver Nov. 30, 1975  
5 at Denver Nov. 16, 2003  
vs. Oakland Oct. 5, 1970  
6 vs. Pittsburgh Dec. 24, 2000  
at Seattle Nov. 22, 1987

#### Most by Rushing, Season

137 2006  
131 2004  
127 1965, 1981

#### Most by Rushing, Game

19 vs. Oakland Nov. 27, 1960  
18 vs. Houston Oct. 3, 1965  
17 (3x) Last: vs. Denver, Dec. 28, 2008

#### Fewest by Rushing, Game

0 vs. Oakland Dec. 5, 2010  
at Oakland Nov. 14, 1999  
1 (17x) Last: at Indianapolis Sept. 25, 2016  
2 (50x) Last: at Cleveland Dec. 24, 2016

#### Most by Passing, Season

259 1985  
244 1980  
240 1984

#### Most by Passing, Game

27 vs. Seattle Sept. 15, 1985  
26 at Green Bay Oct. 18, 2015  
23 vs. Cincinnati Dec. 20, 1982  
vs. N.Y. Giants Oct. 19, 1980



**Fewest by Passing, Season**

89 1975  
93 1973  
110 1961

**Fewest by Passing, Game**

0 at Kansas City Sept. 20, 1998  
1 at Denver Nov. 30, 1975 (OT)  
2 (3x) Last: at Denver Nov. 16, 2003

**Most by Penalty, Season**

39 2013  
37 2004, 2014  
36 2016

**Most by Penalty, Game**

7 vs. Tennessee Nov. 13, 2016  
vs. Baltimore Nov. 15, 1998  
vs. Denver Nov. 30, 1997  
6 (5x) Last: at Baltimore Nov. 30, 2014  
5 (19x) Last: vs. Tennessee Nov. 6, 2016

**Fewest by Penalty, Season**

11 1975  
12 1964  
13 1968

**NET YARDS GAINED****Most, Season**

6,744 1981  
6,535 1985  
6,410 1980

**Most, Game**

661 vs. Cincinnati Dec. 20, 1982  
593 vs. L.A. Raiders Nov. 10, 1985  
581 vs. Denver Oct. 20, 1968

**Most, Game, Both Teams**

1,102 vs. Cincinnati Dec. 20, 1982  
1,057 vs. Denver Oct. 20, 1968  
1,050 at Philadelphia Sept. 15, 2013

**Fewest, Season**

3,411 1975  
3,622 1973  
3,953 1970

**Fewest, Game**

70 at Denver Nov. 2, 1969  
93 vs. Oakland Oct. 5, 1975  
96 at Denver Nov. 16, 2003

**Most Total Offensive Plays, Season**

1,154 1984  
1,135 1980  
1,129 1981

**Fewest Total Offensive Plays, Season**

617 1982†  
753 1963  
759 1964

**RUSHING****Most Attempts, Season**

590 1978  
525 2004  
522 2006

**Most Attempts, Game**

58 vs. Oakland, Nov. 20, 1977  
53 (4x) Last: vs. Detroit Dec. 16, 2007  
51 at Kansas City Sept. 12, 1983

**Fewest Attempts, Season**

267 1982†  
351 2000  
361 1966

**Most Yards, Season**

2,578 2006  
2,257 1990  
2,248 1991

**Most Yards, Game**

289 vs. Denver Dec. 28, 2008  
287 vs. N.Y. Jets Oct. 13, 1963  
274 vs. Detroit Dec. 16, 2007

**Fewest Yards, Game**

2 vs. Boston Dec. 17, 1961  
3 vs. Dallas Texans Nov. 19, 1961  
11 vs. Buffalo Nov. 20, 1960

**Most Touchdowns, Season**

32 2006  
26 1981  
25 1979

**Fewest Touchdowns, Season**

4 2012, 2015  
5 1997  
6 2014

**Most Touchdowns, Game**

5 (4x) Last: vs. Denver Dec. 28, 2008  
4 (22x) Last: at Tennessee Dec. 25, 2009  
3 (46x) Last: vs. Baltimore Dec. 18, 2011

**RUSHING AVERAGE****Highest, Season**

5.6 1963  
5.1 2003  
4.9 2006

**Highest, Game**

8.52 vs. N.Y. Jets Dec. 24, 1967  
8.44 vs. Denver Dec. 22, 1963  
8.26 vs. Cleveland Nov. 5, 2006

**PASSING****Most Attempts, Season**

667 2015  
662 1984  
635 1983

**Most Attempts, Game**

65 at Green Bay Oct. 18, 2015  
at Kansas City Oct. 19, 1986  
58 vs. Oakland Oct. 25, 2015  
at Kansas City Dec. 22, 1985  
56 vs. Miami Nov. 18, 1984, (OT)

**Fewest Attempts, Season**

337 1975  
338 1982†  
349 1974

**Fewest Attempts, Game**

6 at Cleveland Dec. 19, 2004  
10 vs. Kansas City Dec. 18, 1988  
11 (2x) Last: vs. Houston Oct. 28, 2007

**Most Completions, Season**

442 2015  
401 1984  
386 1985

**Most Completions, Game**

43 at Green Bay Oct. 18, 2015  
38 vs. Oakland Oct. 25, 2015  
37 (3x) Last: at Kansas City Oct. 19, 1986

**Fewest Completions, Game**

1 at Kansas City Sept. 20, 1998  
3 vs. Oakland Oct. 5, 1975  
4 at Cleveland Dec. 19, 2004  
vs. Kansas City Nov. 2, 1986

**Most Net Yards Gained, Season**

4,870 1985  
4,739 1981  
4,661 1983

**Most Net Yards Gained, Game**

494 vs. Seattle Sept. 15, 1985  
488 at Green Bay Oct. 18, 2015  
486 vs. Cincinnati Dec. 20, 1982

**Fewest Net Yards Gained, Season**

1,610 1975  
1,808 1973  
2,244 1977

**Fewest Net Yards Gained, Game**

-22 vs. Oakland Oct. 5, 1975  
-19 at Kansas City Sept. 20, 1998  
7 at Washington Sept. 16, 1973

**Most Touchdowns, Season**

37 1985  
34 1981, 2008  
33 2016

**Fewest Touchdowns, Season**

7 1975  
9 1973  
11 1977, 1988, 1998

**Most Touchdowns, Game**

7 at Oakland Nov. 22, 1981  
5 (9x) Last: vs. Oakland Oct. 31, 2004  
4 (29x) Last: at Oakland Oct. 9, 2016

**Most Had Intercepted, Season**

34 1962, 1998  
33 1968, 1983, 1986  
30 1964, 1973, 1978, 1985, 2000

**Most Had Intercepted, Game**

7 at Seattle Dec. 13, 1998  
vs. Kansas City Dec. 8, 1968  
6 (6x) Last: vs. Green Bay Oct. 24, 1999  
5 (14x) Last: at Denver Dec. 27, 1987

**Fewest Had Intercepted, Season**

8 2004  
9 2006  
10 2009

**SACKED ATTEMPTING TO PASS****Most Times, Season**

57 1970  
53 2000  
51 1997

**Fewest Times, Season**

11 1967  
12 1982†  
18 1968

**Most Times Sacked Opponent, Season**

62 1986  
61 2006  
60 1980

**Most Times Sacked Opponent, Game**

11 at New York Jets Dec. 23, 2012  
vs. Dallas Nov. 16, 1986  
10 vs. Green Bay Sept. 24, 1978  
9 (5x) Last: at Cleveland Dec. 24, 2016

**PUNTS****Most, Season**

95 1998  
92 2000  
90 1997

**Most, Game**

11 (5x) Last: at Oakland Oct. 11, 1998  
10 (11x) Last: at Jacksonville Nov. 12, 2017  
9 (12x) Last: at New York Jets Dec. 24, 2017

**Fewest, Season**

23 1982†  
45 1972  
47 2011

**Fewest, Game**

0 (6x) Last: at Dallas Nov. 23, 2017  
1 (35x) Last: vs. Kansas City, Jan. 1, 2017  
2 (77x) Last: vs. Cleveland, Dec. 3, 2017

**Fewest, Game, Both Teams**

1 (2x) Last: at Oakland Jan. 1, 2012  
2 (7x) Last: vs. Kansas City Jan. 1, 2017  
3 (15x) Last: vs. Kansas City Nov. 1, 2012



## PUNT YARDS

### Most, Season

4,248 2000  
4,174 1998  
3,972 1997

### Most, Game

522 at Oakland Oct. 11, 1998  
493 at Denver Nov. 18, 2012  
492 at Kansas City Nov. 10, 1974

### Fewest, Season

868 1982†  
1,813 1972  
2,234 2011

### Highest Average, Season

47.5 2011  
46.6 2012  
46.3 2016

### Lowest Average, Season

36.3 1978  
36.5 1979  
36.8 1975

## PUNT RETURNS

### Most, Season

57 1978  
52 1979  
49 2003

### Most, Game

8 (4x) Last: at Detroit Dec. 7, 2003  
7 (7x) Last: at Houston Dec. 7, 1978  
6 (13x) Last: vs. Miami Dec. 20, 2015

### Fewest, Season

12 1982†  
20 2015  
21 1966

### Most Fair Catches, Season

32 1969  
26 2015, 2017  
25 1991, 1999

### Most Fair Catches, Game

6 at Kansas City Dec. 17, 1989  
vs. Chicago Dec. 4, 1978  
5 at Oakland Sept. 3, 2000  
vs. Cincinnati Oct. 4, 1969  
4 (9x) Last: vs. Pittsburgh Oct. 12, 2015

### Fewest Fair Catches, Season

0 1960, 1961, 1962, 1963, 1964, 1965, 1975  
1 1976  
3 1977

## PUNT RETURN YARDS

### Most, Season

590 1978  
559 1996  
542 1998

### Most, Game

168 at Cincinnati Nov. 2, 1997  
151 vs. Kansas City Sept. 20, 1965  
139 vs. New York Titans Nov. 5, 1961

### Fewest, Season

84 2015  
138 1982†  
166 2013

### Highest Average, Season

15.5 1961  
14.7 1996  
13.4 1965

### Lowest Average, Season

4.2 2015  
5.6 1970  
5.8 1971

## PUNT RETURN TOUCHDOWNS

### Most, Season

3 1997  
2 1965, 1973, 1990, 1994  
1 (14x) Last: 2017

### Most, Game

2 at Cincinnati Nov. 2, 1997  
1 (23x) Last: vs. Denver Broncos Oct. 22, 2017

## KICKOFF RETURNS

### Most, Season

84 2003  
83 2000  
75 1997

### Most, Game

9 (7x) Last: vs. New York Jets Nov. 3, 2002  
8 (15x) Last: at N.O. (at London) Oct. 26, 2008  
7 (51x) Last: at Seattle Sept. 26, 2010

### Most, Game, Both Teams

17 vs. Pittsburgh Dec. 8, 1985  
16 vs. New York Titans Dec. 18, 1960  
15 (3x) Last: at New York Giants Oct. 2, 1983

## KICKOFF RETURN YARDS

### Most, Season

1,804 2003  
1,792 2000  
1,716 2001

### Most, Game

269 at Oakland Nov. 18, 2001  
242 vs. Atlanta Oct. 21, 1973  
232 vs. Kansas City Dec. 13, 1964

### Fewest, Season

474 2017  
508 2016  
577 2014

### Highest Average, Season

26.0 2001  
25.6 2011  
25.5 2007

### Lowest Average, Season

16.5 1961  
17.5 1986  
18.0 1992

## KICKOFF RETURN TOUCHDOWNS

### Most, Season

2 1988, 1994, 1995, 2001  
1 1962, 1985, 1989, 1991, 1997, 2000, 2004,  
2007, 2008, 2011, 2012

### Most, Game

1 (19x) Last: vs. Oakland Dec. 30, 2012

## PENALTIES

### Most Seasons Leading League

3 1962, 1964, 1965

### Most, Season

137 1998  
129 1997  
128 1981

### Most, Game

19 at Kansas City Nov. 16, 1997  
16 vs. Baltimore Nov. 15, 1998  
15 at Indianapolis Nov. 3, 1997

### Fewest, Season

63 1969  
64 1982†  
68 1966

### Fewest, Game

0 (5x) Last: at Denver Oct. 9, 2011  
1 (28x) Last: vs. Buffalo Nov. 19, 2017  
2 (38x) Last: vs. Washington Jan. 3, 2010

## Most Yards, Season

1,229 1998  
1,101 1997  
1,039 1988

## Most Yards, Game

148 vs. N.Y. Jets Oct. 13, 1963  
146 vs. Baltimore Nov. 15, 1998  
at Kansas City Nov. 16, 1997  
138 at Seattle Nov. 16, 1981

## FUMBLES

### Most, Season

44 1985  
42 1983  
40 1972, 1973, 1980

### Most, Game

9 vs. Green Bay Sept. 24, 1978  
7 vs. Cincinnati Sept. 30, 1973  
6 (5x) Last: vs. Pittsburgh Dec. 13, 1987

### Most by Opponent, Game

9 at Kansas City Nov. 15, 1964  
7 (3x) Last: vs. Washington Sept. 9, 2001  
6 (6x) Last: vs. Arizona Dec. 9, 1995

### Most, Game, Both Teams

11 (3x) Last: vs. Kansas City Oct. 13, 1985  
10 (5x) Last: vs. Seattle Nov. 25, 1990  
9 (7x) Last: vs. Washington Sept. 9, 2001

### Fewest, Season

13 1993  
14 2009, 2013  
16 1963, 2002, 2014

### Most Lost, Season

22 1980, 1981, 1983  
21 1973, 1978  
20 1972, 1987, 2000

### Most Lost, Game

6 vs. Green Bay Sept. 24, 1978  
4 (10x) Last: at Baltimore Dec. 10, 2000  
3 (40x) Last: at Indianapolis Sept. 25, 2016

### Most Own Recovered, Season

25 1985  
21 1979  
20 1972, 1973, 1975, 1983

### Most Own Recovered, Game

5 (5x) Last: vs. Oakland Dec. 26, 1999  
4 (7x) Last: vs. Seattle Sept. 14, 2014  
3 (42x) Last: at Denver Jan. 3, 2016

### Fewest Own Recovered, Season

4 1963, 2013  
7 1989, 2009  
8 1965, 1967, 1968, 1993, 2002, 2003, 2016

### Most Opponents Recovered, Season

22 1986  
18 1973, 1979, 1980, 1981, 2007  
17 1960, 1961, 1963, 1983, 1984

### Fewest Opponents Recovered, Season

4 2011  
5 1963  
6 1969, 2000, 2013

## POINTS ALLOWED

### Most, Season

462 1983  
441 2003  
440 2000

### Most, Game

57 at St. Louis Oct. 1, 2000  
52 at Pittsburgh Nov. 25, 1984  
51 at Oakland Oct. 29, 1967

### Most, Quarter

31 at Oakland Dec. 8, 1963 (4Q)  
30 at St. Louis Nov. 20, 1983 (2Q)  
28 (5x) Last: at Minnesota Nov. 28, 1999 (2Q)



**Fewest, Season**

205 1977  
219 1961  
221 1982†

**Fewest, Game**

0 (18x) Last: vs. Denver Broncos Oct. 22, 2017  
3 (16x) Last: at Denver Nov. 22, 2009  
6 (19x) Last: at Dallas Nov. 23, 2017

**FIRST DOWNS ALLOWED****Most, Season**

365 1981  
364 1985  
347 1983

**Most, Game**

34 (3x) Last: at Denver Sept. 14, 2008  
33 vs. Cincinnati Nov. 23, 2003  
32 at Pittsburgh Oct. 4, 2009

**Fewest, Season**

190 1965  
196 1982†  
224 1962

**Fewest, Game**

5 vs. Kansas City Dec. 12, 2010  
at Tampa Bay Sept. 19, 1976  
6 at Oakland Oct. 11, 1998  
at Oakland (at San Fran.) Oct. 22, 1961  
7 (5x) Last: vs. Houston Sept. 15, 2002

**Most by Rushing, Season**

154 1975  
143 1971  
137 1983

**Most by Rushing, Game**

19 (3x), Last: at Seattle Nov. 22, 1987  
17 vs. Houston Sept. 23, 1962  
16 vs. New England Oct. 16, 1977  
vs. Kansas City Dec. 18, 1966

**Fewest by Rushing, Season**

54 1965  
65 1982  
71 1969

**Fewest by Rushing, Game**

0 (5x) Last: at Indianapolis Nov. 28, 2010  
1 (22x) Last: vs. Washington Dec. 10, 2017  
2 (42x) Last: vs. Cleveland Oct. 4, 2015

**Most by Passing, Season**

218 1985  
216 1981  
213 2008

**Most by Passing, Game**

24 at Denver Nov. 19, 2000  
23 at New England Sept. 18, 2011  
22 (4x) Last: vs. Philadelphia Nov. 15, 2009

**Fewest by Passing, Season**

105 1977  
114 1971  
116 1965

**Fewest by Passing, Game**

1 (3x) Last: vs. Oakland Dec. 28, 2003  
2 (6x) Last: at Cleveland Dec. 19, 2004  
3 (12x) Last: vs. Minnesota, Sept. 11, 2011

**Most by Penalty, Season**

41 2000, 2004, 2014  
35 1981, 1997, 1998  
30 1996, 2002, 2012

**Most by Penalty, Game**

7 vs. Cleveland, Nov. 5, 2006  
6 (8x) Last: at N.O. (at London) Oct. 26, 2008  
5 (20x) Last: at Cleveland Dec. 24, 2016

**Fewest by Penalty, Season**

12 1982†  
13 1969, 1992  
14 1976

**NET YARDS ALLOWED****Most, Season**

6,265 1985  
6,136 1981  
6,034 2002

**Most, Game**

614 at St. Louis Oct. 1, 2000  
591 vs. Seattle Dec. 29, 2002  
553 at Oakland Sept. 22, 1996

**Fewest, Season**

3,253 1982†  
3,268 1965  
3,652 1977

**Fewest, Game**

58 at Oakland (at San. Fran.) Oct. 22, 1961  
67 vs. Kansas City Dec. 12, 2010  
99 vs. Indianapolis Nov. 1, 1992

**RUSHING ALLOWED****Most Attempts, Season**

606 1975  
559 1973  
552 1983

**Most Attempts, Game**

61 at Chicago Oct. 25, 1981 (OT)  
60 at Denver Nov. 30, 1975  
59 at Oakland Sept. 18, 1977

**Fewest Attempts, Season**

230 1982†  
306 1965  
355 2004

**Fewest Attempts, Game**

9 vs. Detroit Dec. 16, 2007  
vs. Miami Sept. 7, 1986  
10 (2x) Last: vs. Tennessee Sept. 16, 2012  
11 (5x) Last: vs. Jacksonville Sept. 18, 2016

**Most Yards, Season**

2,442 1975  
2,403 1966  
2,296 1971

**Most Yards, Game**

378 at Minnesota Nov. 4, 2007  
355 at San Francisco Dec. 20, 2014  
328 at Denver Nov. 30, 1975

**Fewest Yards, Season**

961 1982†  
1,094 1965  
1,140 1998

**Fewest Yards, Game**

2 at Oakland (at San. Fran.) Oct. 22, 1961  
11 at Carolina Dec. 17, 2000  
13 at Oakland Oct. 5, 1997

**Most Touchdowns, Season**

26 1983  
25 1971, 1981, 1985  
23 1973, 1984

**Fewest Touchdowns, Season**

7 1961, 1965  
8 1999, 2011  
10 (12x) Last: 2012

**Most Touchdowns Allowed, Game**

5 vs. Atlanta Oct. 21, 1973  
at Houston Sept. 18, 1960  
4 (11x) Last: at Washington Nov. 3, 2013  
3 (46x) Last: vs. New Orleans Oct. 2, 2016

**PASSING ALLOWED****Most Attempts, Season**

636 1996  
607 2002, 2004  
605 2008

**Most Attempts, Game**

61 vs. St. Louis Sept. 20, 1987  
58 (2x) Last: vs. Tennessee Oct. 3, 2004  
57 (2x) Last: at Oakland Sept. 22, 1996

**Fewest Attempts, Season**

330 1977  
341 1973  
342 1982†

**Fewest Attempts, Game**

7 at Detroit Nov. 6, 1977  
12 (2x) Last: at Denver Dec. 10, 1972  
13 (4x) Last: at Cincinnati Oct. 4, 1987

**Most Completions, Season**

411 2008  
375 2002  
372 2004

**Most Completions, Game**

40 vs. Cincinnati Dec. 20, 1982  
39 vs. Tennessee Oct. 3, 2004  
37 Kansas City Oct. 9, 1994

**Fewest Completions, Season**

170 1966  
172 1977  
177 1973

**Fewest Completions, Game**

3 at Tampa Bay Sept. 19, 1976  
5 (5x) Last: at Cincinnati Oct. 4, 1987  
6 (6x) Last: vs. Oakland Dec. 28, 2003

**Most Net Yards, Season**

4,311 1981  
4,295 2002  
4,293 1985

**Most Net Yards, Game**

453 at St. Louis Nov. 10, 2002  
451 at St. Louis Oct. 1, 2000  
443 at Denver Nov. 19, 2000

**Fewest Net Yards, Season**

1,725 1977  
2,155 1966  
2,174 1965

**Fewest Net Yards, Game**

-13 at Cincinnati Oct. 4, 1987  
-4 at Tampa Bay Sept. 19, 1976  
0 vs. Oakland Dec. 28, 2003  
vs. Cincinnati Dec. 6, 1970

**Most Touchdowns, Season**

36 2003  
33 2000  
31 1997

**Most Touchdowns, Game**

5 (7x) Last: at Denver Nov. 19, 2000  
4 (29x) Last: at Oakland Oct. 12, 2014  
3 (105x) Last: vs. Tennessee Nov. 6, 2016

**Fewest Touchdowns, Season**

10 1982†  
11 1979  
13 1966, 1970, 1974

**INTERCEPTIONS BY****Most, Season**

49 1961 (NFL Record)  
31 1969  
30 1964, 2007

**Most, Game**

6 (6x) Last: vs. Indianapolis Nov. 11, 2007  
5 (9x) Last: vs. Buffalo Nov. 19, 2017  
4 (30x) Last: at Indianapolis Nov. 28, 2010

**Most, Game, Both Teams**

10 at Seattle Dec. 13, 1998  
9 at Denver Sept. 21, 1980  
at Oakland Nov. 1, 1964  
8 (11x) Last: vs. Indianapolis Nov. 11, 2007

**Fewest, Season**

7 2014  
9 1970  
10 2005



**Most Yards Returned, Season**

929 1961 (NFL Record)  
 562 1979  
 499 1984

**Most Yards Returned, Game**

194 vs. Houston Sept. 24, 1961  
 174 vs. Denver Oct. 29, 1961  
 171 vs. Pittsburgh Nov. 18, 1979

**Fewest Yards Returned, Season**

65 2014  
 90 1970  
 123 1999

**Most Touchdowns by Returns, Season**

9 1961 (NFL Record)  
 5 2012  
 4 1984, 2000

**Most Touchdowns by Returns, Game**

2 at Indianapolis Nov. 28, 2010  
 vs. Denver Oct. 29, 1961  
 1 (90x) Last: at Dallas Nov. 23, 2017

**Most Consecutive Games**

46 1960–63 (NFL Record)

**PUNT RETURNS****Most by Opponents, Season**

56 1988  
 51 1996, 2000  
 49 1998

**Fewest by Opponents, Season**

7 1982†  
 16 1968  
 17 1960, 1972

**Most Yards by Opponents, Season**

722 2000  
 612 1996  
 601 1976

**Most Yards by Opponent, Game**

160 at Kansas City, Sept. 13, 2010  
 150 at Denver Dec. 27, 1987  
 142 at Oakland Oct. 29, 1967

**KICKOFF RETURNS****Most by Opponent, Season**

90 2006  
 88 1981  
 87 2009

**Fewest by Opponent, Season**

21 2016  
 32 2015  
 35 1973

**Most by Opponent, Game**

10 (4x) Last: vs. Detroit Dec. 16, 2007  
 9 (7x) Last: at Indianapolis Nov. 28, 2010  
 8 (25x) Last: at Kansas City Nov. 24, 2013





## CAREER TOP-10



### RUSHING YARDS

1.	LaDainian Tomlinson, 2001-09	12,490
2.	Paul Lowe, 1960-68	4,972
3.	Marion Butts, 1989-93	4,297
4.	Ryan Mathews, 2010-14	4,061
5.	Natrone Means, 1993-95, 98-99	3,885
6.	Chuck Muncie, 1980-84	3,309
7.	Don Woods, 1974-80	2,858
8.	<b>Melvin Gordon, 2015-17</b>	<b>2,743</b>
9.	Keith Lincoln, 1961-66, 68	2,698
10.	Dick Post, 1967-70	2,519

### RUSHING TOUCHDOWNS

1.	LaDainian Tomlinson, 2001-09	138
2.	Chuck Muncie, 1980-84	43
3.	Paul Lowe, 1960-68	38
4.	Natrone Means, 1993-95, 98-99	34
5.	Marion Butts, 1989-93	31
6.	Ryan Mathews, 2010-14	23
7.	Mike Tolbert, 2008-11	20
8.	Tim Spencer, 1985-90	19
9.	<b>Melvin Gordon, 2015-17</b>	<b>18</b>
10.	Hank Bauer, 1977-82	17
	Rod Bernstine, 1987-92	17
	Dick Post, 1967-70	17
	Clarence Williams, 1977-81	17

### RUSHING ATTEMPTS

1.	LaDainian Tomlinson, 2001-09	2,880
2.	Marion Butts, 1989-93	1,031
3.	Paul Lowe, 1960-68	1,015
4.	Natrone Means, 1993-95, 98-99	1,013
5.	Ryan Mathews, 2010-14	923
6.	Chuck Muncie, 1980-84	773
7.	<b>Melvin Gordon, 2015-17</b>	<b>722</b>
8.	Don Woods, 1974-80	713
9.	Keith Lincoln, 1961-66, 68	573
10.	Mike Garrett, 1970-73	572

### TOTAL YARDS FROM SCRIMMAGE

1.	LaDainian Tomlinson, 2001-09	16,445
2.	<b>Antonio Gates, 2003-17</b>	<b>11,508</b>
3.	Lance Alworth, 1962-70	9,721
4.	Charlie Joiner, 1976-86	9,191
5.	Gary Garrison, 1966-76	7,562
6.	Kellen Winslow, 1979-87	6,741
7.	Wes Chandler, 1981-87	6,197
8.	Paul Lowe, 1960-68	6,017
9.	Anthony Miller, 1988-93	5,660
10.	Ronnie Harmon, 1990-95	5,567

### PASSING YARDS

1.	<b>Philip Rivers, 2004-17</b>	<b>50,348</b>
2.	Dan Fouts, 1973-87	43,040
3.	John Hadl, 1962-72	26,938
4.	Stan Humphries, 1992-97	16,085
5.	Drew Brees, 2001-05	12,348
6.	Jack Kemp, 1960-62	5,996
7.	Doug Flutie, 2001-04	4,901
8.	John Friesz, 1990-93	4,396
9.	Jim Harbaugh, 1999-00	4,177
10.	Billy Joe Tolliver, 1989-90	3,671

### TOUCHDOWN PASSES

1.	<b>Philip Rivers, 2004-17</b>	<b>342</b>
2.	Dan Fouts, 1973-87	254
3.	John Hadl, 1962-72	201
4.	Stan Humphries, 1992-97	85
5.	Drew Brees, 2001-05	80
6.	Jack Kemp, 1960-62	37
7.	Tobin Rote, 1963-64	29
8.	Doug Flutie, 2001-04	25
9.	Billy Joe Tolliver, 1989-90	21
10.	John Friesz, 1990-93	19

### PASS ATTEMPTS

1.	<b>Philip Rivers, 2004-17</b>	<b>6,492</b>
2.	Dan Fouts, 1973-87	5,604
3.	John Hadl, 1962-72	3,640
4.	Stan Humphries, 1992-97	2,350
5.	Drew Brees, 2001-05	1,809
6.	Jack Kemp, 1960-62	815
7.	John Friesz, 1990-93	747
8.	Doug Flutie, 2001-04	737
9.	Jim Harbaugh, 1999-00	636
10.	Billy Joe Tolliver, 1989-90	595

### PASS COMPLETIONS

1.	<b>Philip Rivers, 2004-17</b>	<b>4,171</b>
2.	Dan Fouts, 1973-87	3,297
3.	John Hadl, 1962-72	1,824
4.	Stan Humphries, 1992-97	1,335
5.	Drew Brees, 2001-05	1,125
6.	Doug Flutie, 2001-04	408
7.	John Friesz, 1990-93	401
8.	Jack Kemp, 1960-62	389
9.	Jim Harbaugh, 1999-00	372
10.	Billy Joe Tolliver, 1989-90	305

### PASSES INTERCEPTED

1.	Dan Fouts, 1973-87	242
2.	John Hadl, 1962-72	211
3.	<b>Philip Rivers, 2004-17</b>	<b>166</b>
4.	Stan Humphries, 1992-97	73
5.	Drew Brees, 2001-05	53
6.	Jack Kemp, 1960-62	49
7.	Ryan Leaf, 1998-00	33
8.	Tobin Rote, 1963-64	32
9.	Craig Whelihan, 1995-98	29
10.	Jim Harbaugh, 1999-00	24
	Billy Joe Tolliver, 1989-90	24

### RECEIVING YARDS

1.	<b>Antonio Gates, 2003-17</b>	<b>11,508</b>
2.	Lance Alworth, 1962-70	9,584
3.	Charlie Joiner, 1976-86	9,203
4.	Gary Garrison, 1966-76	7,533
5.	Kellen Winslow, 1979-87	6,741
6.	Wes Chandler, 1981-87	6,132
7.	Anthony Miller, 1988-93	5,582
8.	Malcom Floyd, 2004-15	5,550
9.	Vincent Jackson, 2005-11	4,754
10.	Tony Martin, 1994-97	4,184

### RECEIVING TOUCHDOWNS

1.	<b>Antonio Gates, 2003-16</b>	<b>114</b>
2.	Lance Alworth, 1962-70	81
3.	Gary Garrison, 1966-76	58
4.	Charlie Joiner, 1976-86	47
5.	Kellen Winslow, 1979-87	45
6.	Wes Chandler, 1981-87	41
7.	Vincent Jackson, 2005-11	37
	Anthony Miller, 1988-93	37
9.	John Jefferson, 1978-80	36
10.	Malcom Floyd, 2004-15	34

### RECEPTIONS

1.	<b>Antonio Gates, 2003-17</b>	<b>927</b>
2.	Charlie Joiner, 1976-86	586
3.	Kellen Winslow, 1979-87	541
4.	LaDainian Tomlinson, 2001-09	530
5.	Lance Alworth, 1962-70	493
6.	Gary Garrison, 1966-76	404
7.	Ronnie Harmon, 1990-95	377
8.	Anthony Miller, 1988-93	374
9.	Wes Chandler, 1981-87	373
10.	<b>Keenan Allen, 2013-17</b>	<b>323</b>

### QUARTERBACK SACKS

1.	Leslie O'Neal, 1986, 1988-95	105.5
2.	Shaun Phillips, 2004-12	69.5
3.	Gary Johnson, 1975-84	67.0
4.	Lee Williams, 1984-90	65.5
5.	Fred Dean, 1975-81	53.5
6.	Junior Seau, 1990-02	47.0
7.	Raylee Johnson, 1993-03	46.0
8.	Shawne Merriman, 2005-09	43.5
	Leroy Jones, 1976-83	43.5
10.	Louie Kelcher, 1975-83	39.0

### INTERCEPTIONS

1.	Gill Byrd, 1983-92	42
2.	Dick Harris, 1960-65	29
3.	Rodney Harrison, 1994-02	26
4.	Kenny Graham, 1964-69	25
5.	Mike Williams, 1975-82	24
6.	Joe Beauchamp, 1966-75	23
7.	Quentin Jammer, 2002-12	21
	Woodrowe Lowe, 1976-86	21
	Bob Howard, 1967-74	21
	Leslie "Speedy" Duncan, 1964-69	21

### INTERCEPTION RETURN YARDS

1.	Gill Byrd, 1983-92	546
2.	Charlie McNeil, 1960-64	502
3.	Kenny Graham, 1964-69	477
4.	Joe Beauchamp, 1966-75	433
5.	Dick Harris, 1960-65	413
6.	Rodney Harrison, 1994-02	345
7.	Woodrowe Lowe, 1976-86	343
8.	Darren Carrington, 1991-94	337
9.	Leslie Duncan, 1964-69	322
10.	Glen Edwards, 1978-81	309

### INTERCEPTION RETURN TOUCHDOWNS

1.	Kenny Graham, 1964-69	5
	Dick Harris, 1960-65	5
3.	Woodrowe Lowe, 1976-86	4
4.	Eric Weddle, 2007-13	3
	Joe Beauchamp, 1966-75	3
6.	Shaun Phillips, 2004-12	2
	Demorrio Williams, 2012	2
	Antonio Cromartie, 2006-09	2
	Clinton Hart, 2004-09	2
	Donnie Edwards, 2002-06	2
	(9) others with 2 each	2

### TOUCHDOWNS SCORED

1.	LaDainian Tomlinson, 2001-09	153
2.	<b>Antonio Gates, 2003-17</b>	<b>114</b>
3.	Lance Alworth, 1962-70	83
4.	Gary Garrison, 1966-76	58
5.	Charlie Joiner, 1976-86	47
6.	Paul Lowe, 1960-68	46
7.	Kellen Winslow, 1979-87	45
	Chuck Muncie, 1980-84	45
9.	Wes Chandler, 1981-87	41
10.	Anthony Miller, 1988-93	40

### POINTS SCORED

1.	John Carney, 1990-00	1,076
2.	LaDainian Tomlinson, 2001-09	918
3.	Nate Kaeding, 2004-12	889
4.	Rolf Benirschke, 1977-86	766
5.	<b>Antonio Gates, 2003-17</b>	<b>684</b>
6.	Lance Alworth, 1962-70	500
7.	Nick Novak, 2011-14	459
8.	Dennis Pardee, 1968-75	380
9.	Gary Garrison, 1966-76	348
10.	Charlie Joiner, 1976-86	282



## FIELD GOALS

1.	John Carney, 1990-00.....	261
2.	Nate Kaeding, 2004-12.....	180
3.	Rolf Benirschke, 1977-86.....	146
4.	Nick Novak, 2011-14, 17.....	110
5.	Dennis Partee, 1968-75.....	71
6.	Josh Lambo, 2015-16.....	52
7.	George Blair, 1961-64.....	50
8.	Steve Christie, 2001-03.....	42
9.	Ray Wersching, 1973-76.....	32
10.	Dick Van Raaphorst, 1966-67.....	31

## FIELD GOAL ATTEMPTS

1.	John Carney, 1990-00.....	320
2.	Rolf Benirschke, 1977-86.....	208
3.	Nate Kaeding, 2004-12.....	207
4.	Nick Novak, 2011-14, 17.....	130
5.	Dennis Partee, 1968-75.....	121
6.	George Blair, 1961-64.....	80
7.	Ray Wersching, 1973-76.....	68
8.	Josh Lambo, 2015-16.....	64
9.	Dick Van Raaphorst, 1966-67.....	61
10.	Steve Christie, 2001-03.....	57

## KICKOFF RETURN YARDS

1.	Darren Sproles, 2005-10.....	6,469
2.	Ronney Jenkins, 2000-02.....	3,997
3.	Andre Coleman, 1994-96.....	3,914
4.	Leslie "Speedy" Duncan, 1964-70.....	3,386
5.	James Brooks, 1981-83.....	2,305
6.	Kenny Bynum, 1997-00.....	2,182
7.	Lionel James, 1984-88.....	2,094
8.	Nate Lewis, 1990-93.....	2,047
9.	Artie Owens, 1976-79.....	1,998
10.	Tim Dwight, 2001-04.....	1,876

## KICKOFF RETURN TOUCHDOWNS

1.	Andre Coleman, 1994-96.....	4
2.	Ronney Jenkins, 2000-02.....	3
3.	Darren Sproles, 2005-10.....	2
	Anthony Miller, 1988-93.....	2
5.	Micheal Spurlock, 2012.....	1
	Tim Dwight, 2001-04.....	1
	Richard Goodman, 2010-11.....	1
	Rodney Harrison, 1994-02.....	1
	Nate Lewis, 1990-93.....	1
	Jamie Holland, 1987-89.....	1
	Gary Anderson, 1985-88.....	1
	Keith Lincoln, 1960-66.....	1

## KICKOFF RETURNS

1.	Darren Sproles, 2005-10.....	258
2.	Andre Coleman, 1994-96.....	166
3.	Ronney Jenkins, 2000-02.....	165
4.	Leslie "Speedy" Duncan, 1964-70.....	134
5.	Kenny Bynum, 1997-00.....	107
6.	James Brooks, 1981-83.....	105
7.	Lionel James, 1984-88.....	99
8.	Nate Lewis, 1990-93.....	92
9.	Artie Owens, 1976-79.....	88
10.	Tim Dwight, 2001-04.....	80

## PUNT RETURN YARDS

1.	Mike Fuller, 1975-80.....	2,388
2.	Leslie "Speedy" Duncan, 1964-70.....	1,651
3.	Darrien Gordon, 1993-94, 96.....	1,407
4.	Lionel James, 1984-88.....	1,193
5.	Darren Sproles, 2005-10.....	935
6.	Eric Parker, 2002-06.....	881
7.	James Brooks, 1981-83.....	565
8.	Tim Dwight, 2001-04.....	508
9.	Eric Metcalf, 1997.....	489
10.	Latario Rachal, 1998.....	387

## PUNT RETURN TOUCHDOWNS

1.	Leslie "Speedy" Duncan, 1964-70.....	4
2.	Eric Metcalf, 1997.....	3
	Darrien Gordon, 1993-94, 96.....	3
4.	Darren Sproles, 2005-10.....	2
	Lionel James, 1984-88.....	2
	Mike Fuller, 1975-80.....	2
	Ron Smith, 1973.....	2
8.	<b>Travis Benjamin, 2017.....</b>	<b>1</b>
	Micheal Spurlock, 2012.....	1
	Tim Dwight, 2001-04.....	1
	Andre Coleman, 1994-96.....	1
	(3) others with 1 each	

## PUNT RETURNS

1.	Mike Fuller, 1975-80.....	212
2.	Leslie "Speedy" Duncan, 1964-70.....	138
3.	Lionel James, 1984-88.....	124
4.	Darren Sproles, 2005-10.....	114
5.	Eric Parker, 2002-06.....	105
6.	Darrien Gordon, 1993-94, 96.....	103
7.	James Brooks, 1981-83.....	52
8.	Tim Dwight, 2001-04.....	46
9.	Eric Metcalf, 1997.....	45
10.	Nate Lewis, 1990-93.....	34
	Kitrick Taylor, 1990-91.....	34

## MOST SEASONS

1.	David Binn, 1994-10.....	17
2.	Dan Fouts, 1973-87.....	15
	<b>Antonio Gates, 2003-17.....</b>	<b>15</b>
	Russ Washington, 1968-82.....	15
4.	Doug Wilkerson, 1971-84.....	14
	Don Macek, 1976-89.....	14
	<b>Philip Rivers, 2004-17.....</b>	<b>14</b>
7.	Mike Scifres, 2003-15.....	13
	Junior Seau, 1990-02.....	13
10.	Jamal Williams, 1998-09.....	12

## MOST GAMES PLAYED

1.	David Binn, 1994-10.....	256
2.	<b>Antonio Gates, 2003-17.....</b>	<b>220</b>
3.	Junior Seau, 1990-02.....	200
	Russ Washington, 1968-82.....	200
5.	Mike Scifres, 2003-15.....	195
	Doug Wilkerson, 1971-84.....	195
	<b>Philip Rivers, 2004-17.....</b>	<b>196</b>
8.	Dan Fouts, 1973-87.....	181
9.	Quentin Jammer, 2002-12.....	172
10.	Charlie Joiner, 1976-86.....	164
	Woodrow Lowe, 1976-86.....	164





# SINGLE SEASON TOP-10



## RUSHING YARDS

1.	LaDainian Tomlinson, 2006	1,815
2.	LaDainian Tomlinson, 2002	1,683
3.	LaDainian Tomlinson, 2003	1,645
4.	LaDainian Tomlinson, 2007	1,474
5.	LaDainian Tomlinson, 2005	1,462
6.	Natrone Means, 1994	1,350
7.	LaDainian Tomlinson, 2004	1,335
8.	Ryan Mathews, 2013	1,255
9.	LaDainian Tomlinson, 2001	1,236
10.	Marion Butts, 1990	1,225

## RUSHING TOUCHDOWNS

1.	LaDainian Tomlinson, 2006	28
2.	Chuck Muncie, 1981	19
3.	LaDainian Tomlinson, 2005	18
4.	LaDainian Tomlinson, 2004	17
5.	LaDainian Tomlinson, 2007	15
6.	LaDainian Tomlinson, 2002	14
7.	LaDainian Tomlinson, 2003	13
8.	LaDainian Tomlinson, 2009	12
	Natrone Means, 1994	12
	Chuck Muncie, 1983	12
	Clarence Williams, 1979	12

## RUSHING ATTEMPTS

1.	LaDainian Tomlinson, 2002	372
2.	LaDainian Tomlinson, 2006	348
3.	Natrone Means, 1994	343
4.	LaDainian Tomlinson, 2005	339
	LaDainian Tomlinson, 2004	339
	LaDainian Tomlinson, 2001	339
7.	LaDainian Tomlinson, 2007	315
8.	LaDainian Tomlinson, 2003	313
9.	Earnest Jackson, 1984	296
10.	LaDainian Tomlinson, 2008	292

## TOTAL YARDS FROM SCRIMMAGE

1.	LaDainian Tomlinson, 2003	2,370
2.	LaDainian Tomlinson, 2006	2,323
3.	LaDainian Tomlinson, 2002	2,172
4.	LaDainian Tomlinson, 2007	1,949
5.	LaDainian Tomlinson, 2005	1,832
6.	LaDainian Tomlinson, 2004	1,776
7.	LaDainian Tomlinson, 2001	1,603
8.	Lance Alworth, 1965	1,590
9.	Natrone Means, 1994	1,585
10.	Melvin Gordon, 2017	1,581

## PASSING YARDS

1.	Dan Fouts, 1981	4,802
2.	Philip Rivers, 2015	4,792
3.	Dan Fouts, 1980	4,715
4.	Philip Rivers, 2010	4,710
5.	Philip Rivers, 2011	4,624
6.	Philip Rivers, 2017	4,515
7.	Philip Rivers, 2013	4,478
8.	Philip Rivers, 2016	4,386
9.	Philip Rivers, 2014	4,286
10.	Philip Rivers, 2009	4,254

## TOUCHDOWN PASSES

1.	Philip Rivers, 2008	34
2.	Philip Rivers, 2016	33
	Dan Fouts, 1981	33
4.	Philip Rivers, 2013	32
5.	Philip Rivers, 2014	31
6.	Philip Rivers, 2010	30
	Dan Fouts, 1980	30
8.	Philip Rivers, 2015	29
9.	Philip Rivers, 2009	28
	Philip Rivers, 2017	28

## PASS ATTEMPTS

1.	Philip Rivers, 2015	661
2.	Dan Fouts, 1981	609
3.	Dan Fouts, 1980	589
4.	Philip Rivers, 2011	582
5.	Philip Rivers, 2016	578
6.	Philip Rivers, 2017	575
7.	Philip Rivers, 2014	570
8.	Philip Rivers, 2013	544
9.	Philip Rivers, 2010	541
10.	Dan Fouts, 1979	530

## PASS COMPLETIONS

1.	Philip Rivers, 2015	437
2.	Philip Rivers, 2014	379
3.	Philip Rivers, 2013	378
4.	Philip Rivers, 2011	366
5.	Dan Fouts, 1981	360
	Philip Rivers, 2017	360
7.	Philip Rivers, 2010	357
8.	Philip Rivers, 2016	349
9.	Dan Fouts, 1980	348
10.	Philip Rivers, 2012	338

## PASSES INTERCEPTED

1.	John Hadl, 1968	32
2.	John Hadl, 1972	26
3.	John Hadl, 1971	25
	Jack Kemp, 1960	25
5.	Dan Fouts, 1980	24
	Dan Fouts, 1979	24
	John Hadl, 1962	24
8.	Dan Fouts, 1986	22
	John Hadl, 1967	22
	Jack Kemp, 1961	22

## RECEIVING YARDS

1.	Lance Alworth, 1965	1,602
2.	Keenan Allen, 2017	1,393
3.	Lance Alworth, 1966	1,383
4.	John Jefferson, 1980	1,340
5.	Lance Alworth, 1968	1,312
6.	Kellen Winslow, 1980	1,290
7.	Anthony Miller, 1989	1,252
8.	Lance Alworth, 1964	1,235
9.	Tony Martin, 1995	1,224
10.	Lance Alworth, 1963	1,205

## RECEIVING TOUCHDOWNS

1.	Tony Martin, 1996	14
	Lance Alworth, 1965	14
3.	Antonio Gates, 2004	13
	John Jefferson, 1980	13
	John Jefferson, 1978	13
	Lance Alworth, 1966	13
	Lance Alworth, 1964	13
8.	Antonio Gates, 2014	12
	Gary Garrison, 1970	12
10.	Lance Alworth, 1963	11

## RECEPTIONS

1.	Keenan Allen, 2017	102
2.	LaDainian Tomlinson, 2003	100
3.	Tony Martin, 1995	90
4.	Antonio Gates, 2005	89
	Kellen Winslow, 1980	89
6.	Kellen Winslow, 1983	88
	Kellen Winslow, 1981	88
8.	Lionel James, 1985	86
9.	Tony Martin, 1996	85
10.	Anthony Miller, 1993	84

## QUARTERBACK SACKS (since 1982)

1.	Shawne Merriman, 2006	17
	Leslie O'Neal, 1992	17
3.	Lee Williams, 1986	15
4.	Lee Williams, 1989	14
5.	Leslie O'Neal, 1990	13.5
6.	Marcellus Wiley, 2001	13
7.	Shawne Merriman, 2007	12.5
	Leslie O'Neal, 1995	12.5
	Leslie O'Neal, 1994	12.5
	Leslie O'Neal, 1989	12.5
	Leslie O'Neal, 1986	12.5
	Joey Bosa, 2017	12.5

## INTERCEPTIONS

1.	Antonio Cromartie, 2007	10
2.	Charlie McNeil, 1961	9
3.	Ryan McNeil, 2001	8
	Dick Harris, 1963	8
	Claude Gibson, 1962	8
	Bob Zeman, 1961	8
7.	Casey Hayward, 2016	7
	Darren Carrington, 1993	7
	Eric Weddle, 2011	7
	Gill Byrd, 1990	7
	(8) others with 7 each	

## INTERCEPTION RETURN YARDS

1.	Charlie McNeil, 1961	349
2.	Stanley Richard, 1994	224
3.	Vencie Glenn, 1987	166
4.	Gill Byrd, 1984	157
5.	Jeff Dale, 1986	153
6.	Darren Carrington, 1992	152
7.	Bob Laraba, 1961	151
8.	Woodrow Lowe, 1979	150
9.	Antonio Cromartie, 2007	144
10.	Dick Harris, 1961	140

## INTERCEPTION RETURN TOUCHDOWNS

1.	Dick Harris, 1961	3
2.	Demorrio Williams, 2012	2
	Clinton Hart, 2005	2
	Stanley Richard, 1994	2
	Gill Byrd, 1984	2
	Woodrow Lowe, 1979	2
	Kenny Graham, 1969	2
	Joe Beauchamp, 1968	2
	Bob Laraba, 1961	2
	Charlie McNeil, 1961	2

## TOUCHDOWNS SCORED

1.	LaDainian Tomlinson, 2006	31
2.	LaDainian Tomlinson, 2005	20
3.	Chuck Muncie, 1981	19
4.	LaDainian Tomlinson, 2007	18
	LaDainian Tomlinson, 2004	18
6.	LaDainian Tomlinson, 2003	17
7.	LaDainian Tomlinson, 2002	15
	Lance Alworth, 1964	15
9.	Tony Martin, 1996	14
	Lance Alworth, 1965	14

## POINTS SCORED

1.	LaDainian Tomlinson, 2006	186
2.	Nate Kaeding, 2009	146
3.	Nick Novak, 2013	144
4.	Nate Kaeding, 2006	136
5.	John Carney, 1994	135
6.	Nate Kaeding, 2008	127
7.	John Carney, 1993	124
8.	Nick Novak, 2011	122
9.	Josh Lambo, 2016	120
	LaDainian Tomlinson, 2005	120



#### FIELD GOALS

1.	Nick Novak, 2013.....	34
	John Carney, 1994.....	34
3.	Nate Kaeding, 2009.....	32
4.	John Carney, 1999.....	31
	John Carney, 1993.....	31
6.	John Carney, 1996.....	29
7.	Nick Novak, 2011.....	27
	Nate Kaeding, 2008.....	27
9.	Josh Lambo, 2016.....	26
	Josh Lambo, 2015.....	26
	(3) others with 26 each	

#### FIELD GOAL ATTEMPTS

1.	John Carney, 1993.....	40
2.	John Carney, 1994.....	38
3.	Nick Novak, 2013.....	37
4.	John Carney, 1999.....	36
	John Carney, 1996.....	36
	Rolf Benirschke, 1980.....	36
7.	Nate Kaeding, 2009.....	35
8.	Nick Novak, 2011.....	34
9.	Josh Lambo, 2016.....	32
	Josh Lambo, 2015.....	32
	(4) others with 32 each	

#### KICKOFF RETURN YARDS

1.	Ronney Jenkins, 2001.....	1,541
2.	Ronney Jenkins, 2000.....	1,531
3.	Darren Sproles, 2005.....	1,528
4.	Andre Coleman, 1995.....	1,411
5.	Darren Sproles, 2008.....	1,376
6.	Darren Sproles, 2009.....	1,300
7.	Andre Coleman, 1994.....	1,293
8.	Darren Sproles, 2010.....	1,257
9.	Tim Dwight, 2004.....	1,222
10.	Andre Coleman, 1996.....	1,210

#### KICKOFF RETURN TOUCHDOWNS

1.	Ronney Jenkins, 2001.....	2
	Andre Coleman, 1995.....	2
	Andre Coleman, 1994.....	2
4.	Micheal Spurlock, 2012.....	1
	Richard Goodman, 2011.....	1
	Darren Sproles, 2007, 2008.....	1
	Tim Dwight, 2004.....	1
	Ronney Jenkins, 2000.....	1
	Rodney Harrison, 1997.....	1
	Nate Lewis, 1991.....	1
	(6) others with 1 each	

#### KICKOFF RETURNS

1.	Ronney Jenkins, 2000.....	67
2.	Darren Sproles, 2005.....	63
3.	Andre Coleman, 1995.....	62
4.	Ronney Jenkins, 2001.....	58
5.	Andre Coleman, 1996.....	55
6.	Darren Sproles, 2009.....	54
7.	Darren Sproles, 2008.....	53
8.	Darren Sproles, 2010.....	51
9.	Tim Dwight, 2004.....	50
	Leon Johnson, 2003.....	50

#### PUNT RETURN YARDS

1.	Darrien Gordon, 1996.....	537
2.	Eric Metcalf, 1997.....	489
3.	Darrien Gordon, 1994.....	475
4.	Leslie "Speedy" Duncan, 1965.....	464
5.	Mike Fuller, 1979.....	448
6.	Mike Fuller, 1978.....	436
	Mike Fuller, 1976.....	436
8.	Leslie "Speedy" Duncan, 1967.....	434
9.	Mike Fuller, 1975.....	410
10.	Lionel James, 1987.....	400

#### PUNT RETURN TOUCHDOWNS

1.	Eric Metcalf, 1997.....	3
2.	Darrien Gordon, 1994.....	2
	Ron Smith, 1973.....	2
	Leslie "Speedy" Duncan, 1965.....	2
5.	Travis Benjamin, 2017.....	1
	Micheal Spurlock, 2012.....	1
	Darren Sproles, 2007, 2009.....	1
	Tim Dwight, 2001.....	1
	Darrien Gordon, 1996.....	1
	Andre Coleman, 1995.....	1
	(10) others with 1 each	

#### PUNT RETURNS

1.	Mike Fuller, 1979.....	46
2.	Eric Metcalf, 1997.....	45
3.	Mike Fuller, 1978.....	39
4.	Eric Parker, 2006.....	37
5.	Darrien Gordon, 1996.....	36
	Darrien Gordon, 1994.....	36
	Mike Fuller, 1975.....	36
	Leslie "Speedy" Duncan, 1967.....	36
9.	Mike Fuller, 1976.....	33
10.	Latario Rachal, 1998.....	32
	Lionel James, 1987.....	32





## CHARGERS 10 LONGEST



### RUNS FROM SCRIMMAGE

87t	—	Melvin Gordon at New England Oct. 29, 2017
87t	—	Paul Lowe at Dallas Sept. 10, 1961
86t	—	Keith Lincoln at Oakland Sept. 30, 1962
85t	—	LaDainian Tomlinson vs. K.C. Dec. 17, 2006
83t	—	Michael Turner at Indianapolis Dec. 18, 2005
80t	—	Brad Hubbert vs. N.Y. Jets Dec. 24, 1967
76	—	LaDainian Tomlinson vs. Den. Dec. 1, 2002
76t	—	Keith Lincoln at Kansas City Oct. 20, 1963
74t	—	Michael Turner at Denver Oct. 7, 2007
73t	—	LaDainian Tomlinson vs. Minn. Nov. 9, 2003
		Chuck Muncie at Seattle, Nov. 16, 1981

### PASS COMPLETIONS

99t	—	Humphries to Martin at Sea. Sept. 18, 1994
91t	—	Kemp to Lincoln at Denver Nov. 12, 1961
88t	—	Luther to Duckworth vs. Chi. Dec. 3, 1984
85t	—	Hadl to Alworth at Boston Oct. 17, 1965
		Rote to Alworth at Denver Oct. 6, 1963
84t	—	Hadl to Garrison at N.Y. Jets Oct. 5, 1968
83t	—	Leaf to Graham at Denver Nov. 19, 2000
82t	—	Rote to Alworth vs. N.Y. Jets Dec. 6, 1964
81t	—	Rivers to Sproles vs. Balt. Sept. 20, 2009
		Fouts to Joiner vs. Houston Oct. 17, 1976

### FIELD GOALS

57	—	Nate Kaeding at Tampa Bay Dec. 21, 2008
55	—	N. Kaeding vs. Kansas City Nov. 29, 2009
54	—	Josh Lambo vs. Pittsburgh Oct. 12, 2015
		Nate Kaeding at Baltimore Oct. 1, 2006
		John Carney at Kansas City Sept. 17, 2000
		John Carney vs. Buffalo Sept. 6, 1998
		John Carney vs. Seattle Nov. 10, 1991
53	—	Nick Novak vs. Denver Nov. 27, 2011
		Nate Kaeding at Atlanta Oct. 17, 2004
		Steve Christie at Buffalo Dec. 15, 2002
		John Carney vs. Seattle Sept. 1, 1996
		John Carney at N.Y. Jets Nov. 24, 1991
		(2) others with 53-yard field goals each

### PUNTS

82	—	Paul Maguire vs. Dallas Nov. 19, 1961
73	—	Dennis Partee at Denver Oct. 17, 1971
72	—	Mike Scifres at Buffalo Sept. 21, 2014
71	—	Mike Scifres vs. Oakland Nov. 10, 2011
		Mike Scifres at Baltimore Oct. 1, 2006
		Mike Scifres vs. Oakland Dec. 4, 2005
		Maury Buford at Denver Sept. 12, 1982
		John Hadl at Denver Nov. 8, 1964
70	—	Mike Scifres vs. Baltimore Nov. 25, 2007
69	—	(2x) Last: Drew Kaser vs. Denver Oct. 22, 2017

### INTERCEPTION RETURNS

103t	—	Vencie Glenn vs. Denver Nov. 29, 1987
102t	—	Donald Frank at L.A. Raiders Oct. 31, 1993
100t	—	Leslie Duncan vs. Kansas City Oct. 15, 1967
99t	—	Shaun Gayle at N.Y. Giants Dec. 23, 1995
		Stanley Richard at Denver Sept. 4, 1994
		Gill Byrd at Kansas City Oct. 4, 1984
90t	—	Jahleel Addae vs. Kansas City Jan. 1, 2017
		Desmond King at Dallas Nov. 23, 2017
83t	—	Willie Clark at Oakland Sept. 22, 1996
80t	—	Quentin Jammer vs. Denver Oct. 15, 2012
		Coy Bacon at Denver Nov. 11, 1973

### KICKOFF RETURNS

105t	—	Richard Goodman at Oakland Jan. 1, 2012
103t	—	Darren Sproles at Denver Sept. 14, 2008
		Keith Lincoln vs. N.Y. Titans Sept. 16, 1962
99t	—	Micheal Spurlock vs. Oakland Dec. 30, 2012
98t	—	Andre Coleman vs. San Francisco Jan. 29, 1995
		Gary Anderson at Denver, Nov. 17, 1985
95t	—	Nate Lewis vs. New Orleans, Nov. 17, 1991
94t	—	Jamie Holland vs. Kansas City Dec. 18, 1988
93t	—	Ronney Jenkins at Oakland Nov. 18, 2001
		R. Jenkins vs. New Orleans Sept. 10, 2000
		Anthony Miller at L.A. Rams, Nov. 20, 1988

### PUNT RETURNS

95t	—	Leslie Duncan vs. N.Y. Jets Nov. 24, 1968
90t	—	Darrien Gordon at L.A. Raiders Sept. 25, 1994
88t	—	Andre Coleman at Philadelphia Sept. 17, 1995
		Mike Fuller at New Orleans Oct. 9, 1977
85t	—	Eric Metcalf at Cincinnati Nov. 2, 1997
84t	—	Tim Dwight vs. Washington Sept. 9, 2001
		Ron Smith vs. New Orleans Nov. 18, 1973
83t	—	Eric Metcalf vs. Denver Nov. 30, 1997
82t	—	Paul Lowe at Boston Oct. 7, 1961
81t	—	Darrien Gordon vs. K.C. Sept. 29, 1996
		Lionel James vs. St. Louis, Sept. 20, 1987
		Leslie Duncan vs. Buffalo, Sept. 4, 1966

### FUMBLE RETURNS

86t	—	Eric Weddle vs. Atlanta Nov. 30, 2008
82t	—	Donnie Edwards at St. Louis Nov. 10, 2002
81t	—	Vencie Glenn vs. N.Y. Giants Oct. 22, 1989
79t	—	Marlon McCree vs. St. Louis Oct. 29, 2006
78t	—	Paul Bradford at San. Fran. Nov. 23, 1997
75t	—	Keith Browner (25 yds.) lateral to Sam Seale (50 yds.) at L.A. Rams Nov. 20, 1988
		Caraun Reid at Indianapolis Sept. 25, 2016
61t	—	Rick Redman vs. Miami Oct. 2, 1966
58t	—	Darrell Stuckey vs. New England Dec. 7, 2014
53t	—	Henry Rolling at L.A. Raiders Oct. 6, 1991

### BLOCKED PUNT RETURNS

35t	—	Bob Zeman at Boston Oct. 7, 1961
21t	—	Derrie Nelson vs. Dallas Nov. 13, 1983
19	—	Pete Lazetich vs. Denver Sept. 24, 1972
5	—	Gene Selawski at Oak. (at S.F.) Oct. 22, 1961
4	—	Wayne Davis at Denver Nov. 17, 1985
3	—	Steve Heiden at Carolina Dec. 17, 2000
0s	—	Carlos Polk at Arizona Sept. 22, 2002
0t	—	Jacob Hester at Kansas City Oct. 25, 2009
		Darryll Lewis vs. Indianapolis Sept. 26, 1999
0	—	Corey Lynch at Oakland Sept. 10, 2012

### BLOCKED FIELD GOAL RETURNS

72t	—	Leslie Duncan vs. Denver Nov. 23, 1967
35	—	Tom Day vs. Kansas City Oct. 15, 1967
28	—	Jim Tolbert vs. St. Louis Nov. 15, 1971
27	—	Kenny Graham at Kansas City Nov. 15, 1964
25	—	Jeff Staggs vs. Houston, Oct. 25, 1970

### MISSED FIELD GOAL RETURNS

109t	—	Antonio Cromartie at Minnesota, Nov. 4, 2007 (NFL Record)
------	---	---





## OPPONENT 10 LONGEST



### RUNS FROM SCRIMMAGE

90t	—	Colin Kaepernick (at San Francisco) Dec. 20, 2014
89t	—	Kenny King (at Oakland) Oct. 12, 1980
81	—	Billy Sims (Detroit) Sept. 30, 1984
77	—	Napoleon Kaufman (at Oak.) Sept. 22, 1996
74t	—	Jack Spikes (at Dallas Texans) Sept. 10, 1961
71t	—	Corey Dillon (at Cincinnati) Nov. 2, 1997
69t	—	Kareem Hunt (K.C.) Sept. 24, 2017
69t	—	Herman Heard (at K.C.) Oct. 14, 1984
68	—	Henry Bell (at Denver) Oct. 16, 1960
68	—	LeGarrett Blount (Philadelphia) Oct. 1, 2017

### PASS COMPLETIONS

99t	—	Green to Boerigter (at K.C.) Dec. 22, 2002
98t	—	Lee to Dewveall (at Houston) Nov. 25, 1962
96t	—	Montana to Rice (San Fran.) Nov. 27, 1988
93t	—	Morton to Watson (at Denver) Sept. 27, 1981
90t	—	DeBerg to Birden (at K.C.) Nov. 18, 1990
	—	Davidson to Dorsey (Oakland) Dec. 2, 1962
89t	—	O'Donnell to Stone (at Pit.) Sept. 1, 1991
87t	—	Namath to Maynard (N.Y. Jets) Nov. 24, 1968
	—	Tripacko to Frazier (at Denver) Nov. 12, 1961
	—	Amari Cooper (Oakland) Dec. 31, 2017
84t	—	Campbell to Kelly (Washington) Jan. 3, 2010
	—	(4) other completions of 84t yards

### INTERCEPTION RETURNS

102t	—	Louis Breeden (Cincinnati) Nov. 8, 1981
99t	—	Janoris Jenkins (St. Louis) Nov. 23, 2014
	—	Kevin Ross (Kansas City) Sept. 6, 1992
96t	—	Ray Griffin (at Cincinnati) Nov. 11, 1979
	—	Bashaud Breeland (Washington) Dec. 10, 2017
91t	—	Chad Greenway (at Minnesota) Sept. 27, 2015
	—	Fred Williamson (at Oakland) Sept. 30, 1962
90t	—	Leroy Butler (at Green Bay) Sept. 15, 1996
	—	Deion Sanders (San Fran.) Dec. 11, 1994
87t	—	Mark McMillian (Kansas City) Dec. 14, 1997
83t	—	Leonard Johnson (at Tampa Bay) Nov. 11, 2012

### FUMBLE RETURNS

68	—	A.J. Duhe (Miami) Oct. 15, 1978
65t	—	Tony Carter (Denver) Oct. 15, 2012
64t	—	Tyvon Branch (at Oakland) Oct. 10, 2010
63t	—	Joey Browner (at Minnesota) Sept. 2, 1984
63	—	Rob Ninkovich (New England) Oct. 24, 2010
62	—	Carlton Gray (at Seattle) Oct. 27, 1996
59t	—	George Atkinson (at Oakland) Nov. 25, 1973
55t	—	Robert Lyles (at Houston) Dec. 6, 1987
54t	—	Mike Montgomery (Dallas) Nov. 5, 1972
52	—	Ray Abruzzese (New York Jets) Dec. 4, 1965

### KICKOFF RETURNS

104t	—	Ira Mathews (at Oakland) Oct. 25, 1979
103t	—	Percy Harvin (vs. Minnesota) Sept. 11, 2011
101t	—	Leon Washington (at Seattle) Sept. 26, 2010
	—	Brian Mitchell (at Washington) Dec. 6, 1998
99t	—	Leon Washington (at Seattle) Sept. 26, 2010
	—	Byron Hanspard (Atlanta) Dec. 7, 1997
98t	—	Will Blackwell (Pittsburgh) Dec. 24, 2000
97t	—	Cassius Vaughn (at Denver) Jan. 2, 2011
	—	Tim Brown (at L.A. Raiders) Sept. 4, 1988
96t	—	Dante Hall (at Kansas City) Nov. 28, 2004

### PUNT RETURNS

95t	—	Tyreek Hill (Kansas City) Jan. 1, 2017
94t	—	Dexter McCluster (at Kansas City) Sept. 13, 2010
92t	—	Rick Upchurch (at Denver) Oct. 3, 1976
86t	—	Tamarick Vanover (at Kansas City) Oct. 9, 1995
82t	—	George Atkinson (at Oakland) Oct. 13, 1968
82	—	Ray Buchanan (at Indianapolis) Nov. 3, 1996
81	—	Dennis Northcutt (Cleveland) Nov. 5, 2006
80t	—	Phillip Buchanon (Oakland) Dec. 28, 2003
79t	—	Lemar Parrish (Cincinnati) Dec. 6, 1970
78	—	Roger Bird (at Oakland) Oct. 29, 1967

### BLOCKED PUNT RETURNS

37t	—	Frank Warren (New Orleans) Nov. 17, 1991
29t	—	Adam Hayward (at Tampa Bay) Nov. 11, 2012
16	—	Randy McClanahan (at Oakland) Sept. 18, 1977
15	—	Walt Landers (Green Bay) Sept. 24, 1978
14	—	Glen Cadrez (Kansas City) Oct. 13, 2002
9	—	Tyrone Braxton (Denver) Oct. 2, 1988
5t	—	Hiram Eugene (at Oakland) Oct. 10, 2010
2t	—	Jerry Robinson (L.A. Raiders) Nov. 20, 1986
0s	—	Nick Schommer (Tennessee) Oct. 31, 2010
	—	Rock Cartwright (at Oakland) Oct. 10, 2010

### BLOCKED FIELD GOAL RETURNS

66	—	Tommy Casanova (at Cincinnati) Sept. 22, 1974
65t	—	Matt Ware (at Philadelphia) Oct. 23, 2005
60	—	Louis Wright (at Denver) Nov. 17, 1985
54t	—	Doug Evans (at Carolina) Dec. 17, 2000
42t	—	Ray McElroy (Indianapolis) Oct. 26, 1997
28	—	John Barmlett (Denver) Nov. 27, 1966
17	—	Charlie West (Minnesota) Dec. 5, 1971
	—	Mike Statton (Buffalo) Oct. 1, 1967
16	—	Fletcher Smith (Kansas City) Oct. 15, 1967

### FIELD GOALS

58	—	Dan Miller (Baltimore Colts) Dec. 26, 1982
56	—	Sebastian Janikowski (at Oakland) Oct. 9, 2016
55	—	Jason Elam (Denver) Nov. 7, 1999
	—	Gary Anderson (at Pittsburgh) Nov. 25, 1984
54	—	Neil Rackers (at Cincinnati) Sept. 8, 2002
	—	Jason Elam (Denver) (3x) Last: Dec. 1, 2002
	—	Rian Lindell (Seattle) Dec. 30, 2001
	—	Sebastian Janikowski (Oakland) Oct. 29, 2000
	—	Kevin Butler (Chicago) Nov. 14, 1993
	—	John Kasay (at Seattle) Nov. 10, 1991
	—	Norm Johnson (at Seattle) Oct. 6, 1986
	—	Raul Allegre (at Indianapolis) Nov. 4, 1994
	—	Cody Parkey (Miami) Sept. 17, 2017

### PUNTS

81	—	Dustin Colquitt (at Kansas City) Dec. 2, 2007
79	—	Drew Butler (at Pittsburgh) Dec. 9, 2012
77	—	Greg Montgomery (Houston) Sept. 19, 1993
75	—	Kevin Huber (Cincinnati) Dec. 1, 2013
74	—	Bob Grupp (at Kansas City) Nov. 4, 1979
73	—	Shane Lechler (Oakland) Sept. 28, 2003
72	—	Ryan Plackemeier (at Seattle) Dec. 24, 2006
	—	Chris Gardocki (Indianapolis) Oct. 26, 1997
	—	Bob Scarpitto (at Denver) Oct. 22, 1967
	—	Jerrel Wilson (Kansas City) Sept. 29, 1963





## OPPONENT TOP PERFORMANCES



### TEAM RUSHING YARDS (250+)

378	—	at Minnesota Nov. 4, 2007
355	—	at San Francisco Dec. 20, 2014
328	—	at Denver Nov. 28, 1975
294	—	Kansas City Dec. 18, 1966
277	—	at Seattle Nov. 22, 1987
		Houston Sept. 23, 1962
275	—	Cleveland Sept. 29, 1985
273	—	at Detroit Oct. 22, 1978
266	—	at Houston Sept. 18, 1960
262	—	Kansas City Oct. 27, 1974
256	—	New England Oct. 16, 1977
255	—	at Pittsburgh Oct. 31, 1976
251	—	Oakland Dec. 5, 2010
		New York Jets Sept. 4, 1983
		at Houston Sept. 28, 1975

### TEAM RUSHING ATTEMPTS (50+)

61	—	at Chicago Oct. 25, 1981
60	—	at Denver Nov. 30, 1975
59	—	at Oakland Sept. 18, 1977
56	—	at Seattle Sept. 18, 1983
		at Houston Sept. 28, 1975
55	—	at Denver Oct. 17, 1971
54	—	at Seattle Nov. 22, 1987
53	—	Kansas City Nov. 12, 1978
52	—	Oakland Dec. 5, 2010
		at Pittsburgh Oct. 31, 1976
51	—	Denver Nov. 27, 2011
		New York Jets Sept. 4, 1983
		New England Oct. 16, 1977
		Oakland Oct. 5, 1975

### TOTAL NET YARDS (500+)

614	—	at St. Louis Oct. 1, 2000 (163 R & 451 P)
591	—	Seattle Dec. 29, 2002 (163 R & 428 P)
553	—	at Oakland Sept. 22, 1996 (182 R & 371 P)
545	—	Cincinnati Nov. 12, 2006 (128 R & 417 P)
537	—	Kansas City Dec. 11, 1983 (131 R & 406 P)
536	—	at Denver Nov. 19, 2000 (93 R & 443 P)
528	—	at Minnesota Nov. 4, 2007 (378 R & 150 P)
526	—	Minnesota Oct. 11, 1981 (93 R & 444 P)
524	—	at St. Louis Nov. 10, 2002 (71 R & 453 P)
522	—	Denver Nov. 29, 1987 (175 R & 347 P)
520	—	at Oakland Jan. 1, 2012 (103 R & 417 P)
512	—	at Seattle Oct. 6, 1986 (218 R & 294 P)
511	—	at Philadelphia Sept. 15, 2013 (89 R & 422 P)
510	—	N.Y. Titans Nov. 24, 1968 (142 R & 368 P)
506	—	at Kansas City Oct. 14, 1984 (146 R & 360 P)
505	—	at Denver Sept. 7, 1962 (121 R & 384 P)
504	—	at New England Sept. 18, 2011 (94 R & 410 P)
503	—	at Denver Jan. 3, 2016 (210 R & 293 P)
500	—	at Washington Nov. 3, 2013 (209 R & 291 P)

### INDIVIDUAL RUSHING YARDS (145+)

296	—	Adrian Peterson (at Minnesota) Nov. 4, 2007
183	—	Hoyle Granger (Houston) Dec. 4, 1966
181	—	Priest Holmes (Kansas City) Nov. 4, 2001
178	—	Terrell Davis (Denver) Nov. 30, 1997
176	—	Terrell Davis (at Denver) Nov. 19, 1995
172	—	Kareem Hunt (K.C.) Sept. 24, 2017
169	—	Eric Dickerson (Indianapolis) Oct. 23, 1988
		Curt Warner (Seattle) Sept. 15, 1985
165	—	Rashard Mendenhall (at Pit.) Oct. 4, 2009
162	—	Priest Holmes (Kansas City) Nov. 30, 2003
161	—	Mike Garrett (Kansas City) Dec. 18, 1966
159	—	Clinton Portis (Denver) Dec. 1, 2002
158	—	Frank Gore (at San Francisco) Dec. 20, 2014
157	—	Michael Bush (Oakland) Nov. 10, 2011
155	—	Kareem Hunt (K.C.) Dec. 16, 2017
151	—	Colin Kaepernick (at San Francisco) Dec. 20, 2014
146	—	Willie Parker (at Pittsburgh) Jan. 11, 2009
		Woody Green (Kansas City) Oct. 27, 1974

### INDIVIDUAL RUSHING ATTEMPTS (35+)

36	—	Walter Payton (at Chicago) Oct. 25, 1981
35	—	Eric Dickerson (at Indianapolis) Nov. 8, 1987

### TEAM PASSING YARDS—GROSS (400+)

465	—	at St. Louis Oct. 1, 2000
462	—	at Denver Nov. 19, 2000
457	—	St. Louis Sept. 20, 1987
453	—	at St. Louis Nov. 10, 2002
450	—	vs. Philadelphia Nov. 15, 2009
449	—	Seattle Dec. 29, 2002
444	—	Minnesota Oct. 11, 1981
440	—	at Cincinnati Nov. 12, 2006
428	—	at Philadelphia Sept. 15, 2013
424	—	at Los Angeles Raiders Oct. 31, 1993
423	—	at New England Sept. 18, 2011
417	—	at Oakland Jan. 1, 2012
416	—	Cincinnati Dec. 20, 1982
411	—	Kansas City Dec. 11, 1983
404	—	Indianapolis Sept. 26, 1999
402	—	at Indianapolis Jan. 13, 2008
400	—	at Oakland Sept. 22, 1996

### TEAM PASS COMPLETIONS (35+)

40	—	Cincinnati Dec. 20, 1982
39	—	Tennessee Oct. 3, 2004
37	—	Kansas City Oct. 9, 1994
36	—	at Denver Sept. 14, 2008
		Tampa Bay Dec. 12, 2004
		Jacksonville Oct. 10, 2004
		Seattle Dec. 29, 2002
		at St. Louis Nov. 10, 2002
		New England Sept. 29, 2002
		at Denver Nov. 19, 2000
		at Denver Sept. 4, 1994
35	—	Philadelphia Nov. 15, 2009
		at Philadelphia Oct. 23, 2005
		at Oakland Oct. 20, 2002

### TEAM PASSING ATTEMPTS (50+)

61	—	St. Louis Sept. 20, 1987
58	—	Tennessee Oct. 3, 2004
		at Denver Nov. 19, 2000
57	—	at Oakland Sept. 22, 1996
		at Cleveland Sept. 7, 1981
56	—	Philadelphia Nov. 15, 2009
		Indianapolis Nov. 11, 2007
		Cincinnati Dec. 20, 1982
55	—	Kansas City Oct. 9, 1994
		Houston Sept. 24, 1961
		Houston Nov. 13, 1960
54	—	at Philadelphia Oct. 23, 2005
		Jacksonville Oct. 10, 2004
		at New England Oct. 14, 2001
		Indianapolis Sept. 26, 1999
		at Kansas City Nov. 24, 1996
		Kansas City Sept. 29, 1996
		at Pittsburgh Jan. 15, 1995
53	—	Kansas City Jan. 2, 2005
		Seattle Dec. 29, 2002
		New England Sept. 29, 2002
51	—	at Cincinnati Jan. 5, 2014
		Baltimore Nov. 25, 2012
		at New York Giants Oct. 2, 1983
		New York Jets Sept. 28, 1969
50	—	Denver Oct. 13, 2016
		Jacksonville Sept. 18, 2016
		at Denver Sept. 14, 2008
		Tampa Bay Dec. 12, 2004
		at Buffalo Oct. 15, 2000 (OT)
		at Denver Nov. 17, 1985
		at Denver Sept. 7, 1962

### INDIVIDUAL PASSING YARDS (400+)

462	—	Gus Frerotte (at Denver) Nov. 19, 2000
457	—	Neil Lomax (St. Louis) Sept. 20, 1987
453	—	Marc Bulger (at St. Louis) Nov. 10, 2002
450	—	Donovan McNabb (Phi.) Nov. 15, 2009
449	—	Matt Hasselbeck (Seattle) Dec. 29, 2002
444	—	Tommy Kramer (Minnesota) Oct. 11, 1981
440	—	Carson Palmer (at Cincinnati) Nov. 12, 2006
428	—	Michael Vick (at Philadelphia) Sept. 15, 2013
424	—	Jeff Hostetler (at L.A. Raiders) Oct. 31, 1993
423	—	Tom Brady (at New England) Sept. 18, 2011
417	—	Carson Palmer (at Oakland) Jan. 1, 2012
416	—	Ken Anderson (Cincinnati) Dec. 20, 1982
411	—	Bill Kenney (Kansas City) Dec. 11, 1983
404	—	Peyton Manning (Indianapolis) Sept. 26, 1999
402	—	Peyton Manning (at Ind.) Jan. 13, 2008

### INDIVIDUAL PASSING ATTEMPTS (50+)

61	—	Neil Lomax (St. Louis) Sept. 20, 1987
58	—	Billy Volek (Tennessee) Oct. 3, 2004
		Gus Frerotte (at Denver) Nov. 19, 2000
57	—	Brian Sipe (at Cleveland) Sept. 7, 1981
56	—	Peyton Manning (Indianapolis) Nov. 11, 2007
		Ken Anderson (Cincinnati) Dec. 20, 1982
55	—	Donovan McNabb (Phi.) Nov. 15, 2009
		Joe Montana (Kansas City) Oct. 9, 1994
		George Blanda (Houston) Nov. 13, 1960
54	—	Donovan McNabb (at Phi.), Oct. 23, 2005
		Byron Leftwich (Jacksonville), Oct. 10, 2004
		Tom Brady (at New England), Oct. 14, 2001
		Peyton Manning (Ind.) Sept. 26, 1999
		Neil O'Donnell (at Pittsburgh) Jan. 15, 1995
53	—	Trent Green (Kansas City) Jan. 2, 2005
		Matt Hasselbeck (Seattle) Dec. 29, 2002
		Tom Brady (New England) Sept. 29, 2002
51	—	Andy Dalton (at Cincinnati) Jan. 5, 2014
		Joe Flacco (Baltimore) Nov. 25, 2012
		Scott Brunner (at N.Y. Giants) Oct. 2, 1983
		Joe Namath (New York Jets) Sept. 28, 1969
50	—	Trevor Siemian (Denver) Oct. 13, 2016
		Blake Bortles (Jacksonville) Sept. 18, 2016
		Jay Cutler (at Denver) Sept. 14, 2008
		Brian Griese (Tampa Bay) Dec. 12, 2004
		John Elway (at Denver) Nov. 17, 1985

### INDIVIDUAL RECEIVING YARDS (170 YARDS+)

309	—	Stephone Paige (at Kansas City) Dec. 22, 1985
260	—	Chad Johnson (at Cincinnati) Nov. 12, 2006
214	—	Charley Hennigan (at Houston) Dec. 3, 1961
197	—	Carlos Carson (Kansas City) Oct. 25, 1987
196	—	Marvin Harrison (Indianapolis) Sept. 26, 1999
193	—	DeSean Jackson (at Philadelphia) Sept. 15, 2013
		Larry Brunson (at Kansas City) Nov. 10, 1974
187	—	Rod Smith (at Denver) Nov. 19, 2000
178	—	Eddie Brown (Cincinnati) Sept. 16, 1990
		Steve Watson (at Denver) Sept. 27, 1981
176	—	Brian Brennan (at Cleveland) Dec. 21, 1986
174	—	Julio Jones (at Atlanta) Oct. 23, 2016
		T.Y. Hilton (at Indianapolis) Sept. 25, 2016
		Art Monk (Washington) Sept. 21, 1986
173	—	Derrick Alexander (Kansas City) Nov. 22, 1998
		Todd Christensen (L.A. Raiders) Nov. 20, 1986
172	—	Pierre Garcon (at Washington) Nov. 3, 2013
171	—	Terrell Owens (San Francisco) Nov. 17, 2002
		Jerry Rice (San Francisco) Nov. 27, 1988
		Lionel Taylor (Denver) Dec. 10, 1960
170	—	Eric Moulds (at Buffalo) Oct. 15, 2000 (OT)



**INDIVIDUAL TOUCHDOWNS—TOTAL (4+)**

4 — Harvey Williams (Oakland) Nov. 16, 1997  
 Daryl Turner (Seattle) Sept. 22, 1985  
 Marcus Allen (at L.A. Raiders) Sept. 24, 1984  
 Frank Jackson (Kansas City) Dec. 13, 1964

**INDIVIDUAL RUSHING TOUCHDOWNS (3+)**

3 — Darrel Young (at Washington) Nov. 3, 2013  
 Adrian Peterson (at Minnesota) Nov. 4, 2007  
 Tatum Bell (Denver) Dec. 31, 2005  
 Bam Morris (Kansas City) Nov. 22, 1998  
 Gaston Green (at Denver) Sept. 22, 1991  
 Marcus Allen (at L.A. Raiders) Oct. 28, 1985  
 Marcus Allen (at L.A. Raiders) Sept. 24, 1984  
 Booker Russell (at Oakland) Oct. 25, 1979  
 Chuck Foreman (at Minnesota) Nov. 23, 1975  
 Charlie Evans (at N.Y. Giants) Nov. 7, 1971  
 George Blanda (at Houston) Sept. 18, 1960

**INDIVIDUAL TOUCHDOWN PASSES (4+)**

6 — Steve Young (San Francisco) Jan. 29, 1995  
 5 — Gus Frerotte (at Denver) Nov. 19, 2000  
 Elvis Grbac (at Kansas City) Sept. 17, 2000  
 Dave Kreig (Seattle) Sept. 15, 1985  
 Marc Wilson (L.A. Raiders) Oct. 12, 1984  
 4 — Derek Carr (at Oakland) Oct. 12, 2014  
 Peyton Manning (Denver) Nov. 10, 2013  
 Drew Brees (at New Orleans) Oct. 7, 2012  
 Aaron Rodgers (Green Bay) Nov. 6, 2011  
 Carson Palmer (at Cincinnati) Dec. 26, 2010  
 Jay Cutler (at Denver) Sept. 14, 2008  
 Brett Favre (Green Bay) Dec. 14, 2003  
 Jon Kitna (Cincinnati) Nov. 23, 2003  
 Daunte Culpepper (Minnesota) Nov. 9, 2003  
 Marc Bulger (at St. Louis) Nov. 10, 2002  
 Rich Gannon (at Oakland) Nov. 18, 2001  
 Kurt Warner (at St. Louis) Oct. 1, 2000  
 Jeff George (at Minnesota) Nov. 28, 1999  
 Rich Gannon (at Oakland) Nov. 14, 1999  
 John Elway (Denver) Nov. 29, 1998  
 John Elway (at Denver) Dec. 21, 1997  
 Drew Bledsoe (at New England) Aug. 31, 1997  
 Drew Bledsoe (New England) Dec. 1, 1996  
 John Elway (at Denver) Oct. 6, 1996  
 Dave Kreig (Seattle) Dec. 14, 1986  
 Mark Malone (at Pittsburgh) Nov. 24, 1984  
 Bill Kenney (Kansas City) Dec. 11, 1983  
 Tommy Kramer (Minnesota) Oct. 11, 1981  
 Craig Morton (at Denver) Sept. 27, 1981  
 Jim Zorn (at Seattle) Nov. 27, 1977  
 Joe Namath (New York Jets) Dec. 24, 1967  
 Daryle Lamonica (Oakland) Dec. 3, 1967  
 Len Dawson (Kansas City) Dec. 13, 1964  
 George Blanda (at Houston) Dec. 3, 1961

**INDIVIDUAL TOUCHDOWN RECEPTIONS (3+)**

4 — Jerry Rice (San Francisco) Jan. 29, 1995  
 Darryl Turner (Seattle) Sept. 22, 1985  
 Frank Jackson (Kansas City) Dec. 13, 1964  
 3 — Emanuel Sanders (at Denver) Oct. 23, 2014  
 Demaryius Thomas (Denver) Nov. 10, 2013  
 Marques Colston (at New Orleans) Oct. 7, 2012  
 Plaxico Burress (at New York Jets) Oct. 23, 2011  
 Chad Johnson (Cincinnati) Nov. 23, 2003  
 Shannon Sharpe (Denver) Nov. 16, 2003  
 Isaac Bruce (at St. Louis) Nov. 10, 2002  
 Jerry Rice (at Oakland) Nov. 18, 2001  
 Sylvester Morris (at K.C.) Sept. 17, 2000  
 Shannon Sharpe (at Denver) Oct. 6, 1996  
 John Stallworth (at Pit.) Nov. 24, 1984  
 Steve Largent (Seattle) Oct. 29, 1984  
 Todd Christensen (L.A. Raiders) Dec. 1, 1983  
 Gene Washington (at S.F.) Sept. 17, 1972  
 Don Maynard (N.Y. Jets) Dec. 24, 1967  
 Art Powell (at L.A. Raiders) Dec. 8, 1963  
 Charley Hennigan (at Houston) Dec. 3, 1961

**TEAM SACKS (7+)**

10 — at Los Angeles Rams Oct. 4, 1970  
 8 — Green Bay Sept. 24, 1978  
 at Washington Sept. 16, 1973  
 Kansas City Dec. 8, 1968  
 7 — at Kansas City Dec. 28, 2014  
 at St. Louis Oct. 17, 2010  
 Kansas City Dec. 14, 1997  
 Carolina Sept. 14, 1997  
 at L.A. Raiders Oct. 18, 1987  
 at Oakland Raiders Oct. 12, 1980  
 Buffalo Nov. 20, 1960

**INDIVIDUAL SACKS (4+)**

4.5 — Hugh Douglas (Philadelphia) Oct. 18, 1998  
 4 — Justin Houston (at Kansas City) Dec. 28, 2014  
 Kamerion Wimbley (Oakland) Nov. 10, 2011  
 Derrick Thomas (at K.C.) Nov. 8, 1992  
 Al Baker (at Detroit) Oct. 22, 1978  
 Wilbur Young (Kansas City) Oct. 19, 1975  
 Ron Carpenter (Cincinnati) Sept. 30, 1973  
 Lionel Aldridge (Green Bay) Oct. 12, 1970

**INDIVIDUAL INTERCEPTIONS (3+)**

4 — Kwamie Lassiter (at Arizona) Dec. 27, 1998  
 Joe Lavender (at Washington) Dec. 7, 1980  
 Vernon Perry (Houston) Dec. 29, 1979  
 Willie Buchanon (Green Bay) Sept. 24, 1978  
 Bobby Ply (at Dallas) Dec. 16, 1962  
 3 — Darryl Williams (at Seattle) Sept. 21, 1997  
 Lloyd Burruss (at Kansas City) Oct. 19, 1986  
 Kenny Easley (Seattle) Oct. 29, 1984  
 Marc Murphy (Washington) Oct. 31, 1983  
 Steve Foley (at Denver) Sept. 27, 1981  
 Joe Lavender (at Washington) Dec. 7, 1980  
 David Grayson (Oakland) Oct. 26, 1969  
 David Grayson (at Oakland), Oct. 29, 1967  
 Ron Hall (Boston) Sept. 20, 1964  
 Carl Charon (at Buffalo) Oct. 13, 1962

**TOTAL FIRST DOWNS (30+)**

34 — at Denver Sept. 14, 2008  
 Seattle Dec. 29, 2002  
 at Denver Nov. 19, 2000  
 at Seattle Nov. 22, 1987  
 Cincinnati Nov. 23, 2003  
 33 — at Pittsburgh Oct. 4, 2009  
 32 — at Cincinnati Sept. 22, 1985  
 31 — Denver Nov. 29, 1987  
 30 — at Indianapolis Dec. 26, 2004  
 at New England Oct. 14, 2001  
 at Denver Sept. 4, 1994  
 Seattle Sept. 15, 1985

**TIME OF POSSESSION (40:00)**

48:50 — at Chicago Oct. 25, 1981 (OT)  
 44:11 — at Denver Nov. 16, 2003  
 41:52 — at Dallas Oct. 26, 1980  
 41:48 — L.A. Raiders Nov. 21, 1993  
 41:35 — at Seattle Nov. 22, 1987  
 41:19 — Denver Nov. 29, 1987  
 40:20 — at Pittsburgh Oct. 4, 2009  
 40:03 — at Washington Nov. 3, 2013  
 40:02 — Kansas City Nov. 12, 1978 (OT)





***NFL***  
***STATS***

WON 9, LOST 7										* RUSHING										No.	Yds	Avg	Long	TD
09/11 L 21-24	at Denver	76,324	Gordon	284	1105	3.9	87t	8																
09/17 L 17-19	Miami	25,381	Ekeler	47	260	5.5	35t	2																
09/24 L 10-24	Kansas City	25,386	Benjamin	13	96	7.4	22	0																
10/01 L 24-26	Philadelphia	25,374	Oliver	35	83	2.4	26	0																
10/08 W 27-22	at N.Y. Giants	77,373	A. Williams	9	25	2.8	7	0																
10/15 W 17-16	at Oakland	54,685	Watt	6	24	4.0	17	0																
10/22 W 21- 0	Denver	25,388	Allen	2	9	4.5	6	0																
10/29 L 13-21	at New England	65,878	Rivers	18	-2	-.1	8	0																
11/12 L 17-20 OT	at Jacksonville	60,835	Clemens	5	-5	-1.0	-1	0																
11/19 W 54-24	Buffalo	25,015	TEAM	419	1595	3.8	87t	10																
11/23 W 28- 6	at Dallas	93,012	OPPONENTS	430	2098	4.9	69t	11																
12/03 W 19-10	Cleveland	25,320	* RECEIVING	No.	Yds	Avg	Long	TD																
12/10 W 30-13	Washington	25,393	Allen	102	1393	13.7	51	6																
12/16 L 13-30	at Kansas City	75,011	Gordon	58	476	8.2	49	4																
12/24 W 14- 7	at N.Y. Jets	77,562	Henry	45	579	12.9	34	4																
12/31 W 30-10	Oakland	25,430	Ty. Williams	43	728	16.9	75t	4																
	LA-C	Opp.	Benjamin	34	567	16.7	62t	4																
			Gates	30	316	10.5	27	3																
TOTAL FIRST DOWNS	337	282	Ekeler	27	279	10.3	38	3																
Rushing	84	99	M. Williams	11	95	8.6	20	0																
Passing	220	153	Oliver	6	26	4.3	11	0																
Penalty	33	30	McGrath	4	46	11.5	23	0																
3rd Down: Made/Att	84/209	86/221	Watt	2	35	17.5	23	0																
3rd Down Pct.	40.2	38.9	Inman	2	9	4.5	7	0																
4th Down: Made/Att	5/11	6/20	Cumberland	2	2	1.0	2	0																
4th Down Pct.	45.5	30.0	TEAM	366	4551	12.4	75t	28																
POSSESSION AVG.	30:08	29:52	OPPONENTS	329	3417	10.4	87t	17																
TOTAL NET YARDS	6026	5254	* INTERCEPTIONS	No.	Yds	Avg	Long	TD																
Avg. Per Game	376.6	328.4	Boston	5	49	9.8	25	0																
Total Plays	1020	997	Hayward	4	7	1.8	7	0																
Avg. Per Play	5.9	5.3	Tr. Williams	2	28	14.0	21	0																
NET YARDS RUSHING	1595	2098	Phillips	2	13	6.5	9	0																
Avg. Per Game	99.7	131.1	King	1	90	90.0	90t	1																
Total Rushes	419	430	Toomer	1	59	59.0	59t																	

* PASSING	Att	Cmp	Yds	Cmp%	Yds/Att	TD	TD%	Int	Int%	Long	Sack/Lost	Rating
Rivers	575	360	4515	62.6	7.85	28	4.9	10	1.7	75t	18/ 120	96.0
Clemens	8	6	36	75.0	4.50	0	0.0	1	12.5	10	0/ 0	43.8
TEAM	583	366	4551	62.8	7.81	28	4.8	11	1.9	75t	18/ 120	95.1
OPPONENTS	524	329	3417	62.8	6.52	17	3.2	18	3.4	87t	43/ 261	78.1

WEEK 17 / THROUGH SUNDAY, DECEMBER 31, 2017

OFFENSE	Hou.	Ind.	LA-C	Miami	NY-J	Oak.	Ariz.	Chi.
GAMES (Won-Lost)	4-12	4-12	9-7	6-10	5-11	6-10	8-8	5-11
FIRST DOWNS	313	267	337	284	269	287	310	267
Rushing	86	94	84	66	77	78	66	93
Passing	180	148	220	187	157	178	200	144
Penalty	47	25	33	31	35	31	44	30
YDS GAINED (tot)	5120	4553	6026	4923	4884	5185	5026	4599
Avg per Game	320.0	284.6	376.6	307.7	305.3	324.1	314.1	287.4
RUSHING (net)	1842	1661	1595	1388	1702	1554	1386	1788
Avg per Game	115.1	103.8	99.7	86.8	106.4	97.1	86.6	111.8
Rushes	448	451	419	360	427	370	409	422
Yards per Rush	4.1	3.7	3.8	3.9	4.0	4.2	3.4	4.2
PASSING (net)	3278	2892	4431	3535	3182	3631	3640	2811
Avg per Game	204.9	180.8	276.9	220.9	198.9	226.9	227.5	175.7
Passes Att.	525	487	583	602	510	558	598	473
Completed	299	285	366	373	323	347	339	291
Pct Completed	57.0	58.5	62.8	62.0	63.3	62.2	56.7	61.5
Yards Gained	3644	3226	4551	3792	3501	3761	3979	3085
Sacked	54	56	18	33	47	24	52	39
Yards Lost	366	334	120	257	319	130	339	274
Had intercepted	17	9	11	21	12	14	18	12
Yards Opp Ret	400	181	265	375	126	98	306	180
Opp TDs on Int	2	4	1	3	0	0	2	1
PUNTS	92	85	74	83	94	69	88	87
Avg Yards	49.0	44.3	48.1	44.5	46.6	47.4	47.3	47.0
PUNT RETURNS	35	27	28	37	38	27	41	32
Avg Return	8.5	6.0	9.3	7.3	4.5	5.7	7.0	10.5
Returned for TD	0	0	1	0	0	0	0	2
KICKOFF RETURNS	27	28	25	40	34	34	29	46
Avg Return	20.7	21.1	19.0	20.9	20.1	21.7	20.4	21.1
Returned for TD	0	0	0	0	0	0	0	0
PENALTIES	124	92	108	137	119	114	110	115
Yards Penalized	1050	779	927	1154	1035	1009	880	943
FUMBLES BY	25	20	17	23	25	33	19	24
Fumbles Lost	11	6	4	8	12	14	7	10
Opp Fumbles	14	23	21	21	19	20	20	19
Opp Fum Lost	5	7	9	6	9	9	6	14
POSS. TIME (avg)	30:07	29:07	30:08	29:25	29:55	28:53	30:47	28:41
TOUCHDOWNS	40	25	43	31	32	36	29	31
Rushing	8	11	10	4	13	13	6	13
Passing	28	13	28	24	19	23	21	13
Returns	4	1	5	3	0	0	2	5
EXTRA-PT KICKS	32/35	22/24	37/42	26/29	29/29	33/34	23/26	26/28
2-PT CONVERSIONS	2/5	0/1	0/1	1/2	1/3	2/2	1/2	1/2
FIELD GOALS/FGA	20/25	29/34	20/30	21/23	25/30	16/21	32/40	16/22
POINTS SCORED	338	263	355	281	298	301	295	264
DEFENSE	Hou.	Ind.	LA-C	Miami	NY-J	Oak.	Ariz.	Chi.
POINTS ALLOWED	436	404	272	393	382	373	361	320
OPP FIRST DOWNS	301	324	282	319	329	304	283	298
Rushing	88	99	99	88	88	93	68	85
Passing	176	192	153	190	191	187	187	180
Penalty	37	33	30	41	50	24	28	33
OPP YARDS GAINED	5546	5873	5254	5371	5636	5601	4975	5106
Avg per Game	346.6	367.1	328.4	335.7	352.3	350.1	310.9	319.1
OPP RUSHING(net)	1747	1927	2098	1768	1887	1743	1434	1730
Avg per Game	109.2	120.4	131.1	110.5	117.9	108.9	89.6	108.1
Rushes	440	488	430	431	466	433	406	432
Yards per Rush	4.0	3.9	4.9	4.1	4.0	4.0	3.5	4.0
OPP PASSING(net)	3799	3946	3156	3603	3749	3858	3541	3376
Avg per Game	237.4	246.6	197.3	225.2	234.3	241.1	221.3	211.0
Passes Att.	501	513	524	528	558	530	564	529
Completed	321	320	329	339	329	361	343	343
Pct Completed	64.1	62.4	62.8	64.2	59.0	68.1	60.8	64.8
Sacked	32	25	43	30	28	31	37	42
Yards Lost	200	177	261	185	155	188	255	277
INTERCEPTED BY	11	13	18	9	11	5	15	8
Yards Returned	144	215	302	99	151	10	258	253
Returned for TD	2	1	2	1	0	0	1	2
OPP PUNT RETURNS	49	19	48	35	49	32	48	49
Avg return	12.4	4.2	6.6	6.3	10.0	6.4	10.5	10.4
OPP KICKOFF RET	27	23	46	34	23	15	40	32
Avg return	20.3	19.2	25.0	19.6	20.0	19.9	22.0	21.8
OPP TOUCHDOWNS	48	44	29	45	46	39	41	33
Rushing	14	15	11	14	13	11	12	10
Passing	30	23	17	26	30	24	24	18
Returns	4	6	1	5	3	4	5	5

OFFENSE	NFL/Avg
GAMES (Won-Lost)	---
FIRST DOWNS	308.2
Rushing	91.3
Passing	185.0
Penalty	31.9
YDS GAINED (tot)	5345.1
Avg per Game	334.1
RUSHING (net)	1755.4
Avg per Game	109.7
Rushes	429.8
Yards per Rush	4.1
PASSING (net)	3589.7
Avg per Game	224.4
Passes Att.	546.5
Completed	339.3
Pct Completed	62.1
Yards Gained	3833.8
Sacked	37.3
Yards Lost	244.1
Had intercepted	13.4
Yards Opp Ret	198.3
Opp TDs on Int	1.3
PUNTS	76.4
Avg Yards	45.4
PUNT RETURNS	33.4
Avg Return	8.2
Returned for TD	0.3
KICKOFF RETURNS	32.4
Avg Return	21.6
Returned for TD	0.2
PENALTIES	106.9
Yards Penalized	924.2
FUMBLES BY	20.1
Fumbles Lost	8.6
Opp Fumbles	20.1
Opp Fum Lost	8.6
POSS. TIME (avg)	30:00
TOUCHDOWNS	38.3
Rushing	11.9
Passing	23.2
Returns	3.3
EXTRA POINTS(tot)	94%
Kicks Made/2Pt	43%
FIELD GOALS/FGA	27/32
POINTS SCORED	347.5

DEFENSE	NFL/Avg
POINTS ALLOWED	347.5
OPP FIRST DOWNS	308.2
Rushing	91.3
Passing	185.0
Penalty	31.9
OPP YARDS GAINED	5345.1
Avg per Game	334.1
OPP RUSHING(net)	1755.4
Avg per Game	109.7
Rushes	429.8
Yards per Rush	4.1
OPP PASSING(net)	3589.7
Avg per Game	224.4
Passes Att.	546.5
Completed	339.3
Pct Completed	62.1
Sacked	37.3
Yards Lost	244.1
INTERCEPTED BY	13.4
Yards Returned	198.3
Returned for TD	1.3
OPP PUNT RETURNS	33.4
Avg return	8.2
OPP KICKOFF RET	32.4
Avg return	21.6
OPP TOUCHDOWNS	38.3
Rushing	11.9
Passing	23.2
Returns	3.3

TEAM RANKINGS						
American Football Conference						
Offense			Defense			
	Total	Rush	Pass	Total	Rush	Pass
Balt.	12	5	14	4	8	6
Buff.	14	2	16	13	14	9
Cin.	16	16	13	9	15	5
Cleve.	10	9	10	6	3	8
Denver	6T	6	8	2	2	3
Hou.	8	7	9	10	6	11
Ind.	15	12	15	16	13	14
Jax	5	*1	6	1	10	*1
K.C.	4	3	4	14	12	15
L.A. -C	3	13	*1	7	16	2
Miami	11	15	7	8	7	7
N.E.	*1	4	2	15	9	16
Jets	13	10	12	12	11	10
Oak.	6T	14	5	11	5	13
Pitt.	2	11	3	3	4	4
Tenn.	9	8	11	5	1	12

National Football Conference						
Offense			Defense			
	Total	Rush	Pass	Total	Rush	Pass
Ariz.	14	15	11	3	4	8
Atl.	3	7	4	6	6	6
Car.	12	3	15	4	3	11
Chi.	16	8	16	7	7	3
Dallas	9	1	14	5	5	5
Det.	8	16	3	14	10	14
G.B.	15	9	13	12	9	13
Rams	5	6	6	10	15	7
Minn.	6	5	7	*1	2	1
N.O.	1	4	2	9	8	9
Giants	13	12	12	15	14	15
Phil.	2	2	9	2	*1	10
S.F.	7	10	5	13	12	12
Sea.	10	11	10	8	11	2
T.B.	4	13	1	16	13	16
Wash.	11	14	8	11	16	4

National Football League						
Offense			Defense			
	Total	Rush	Pass	Total	Rush	Pass
Ariz.	22	30	15	6	6	14
Atl.	8	13	8	9	9	12
Balt.	27	11	29	12	15	10
Buff.	29	6	31	26	29	20
Car.	19	4	28	7	3	18
Chi.	30	16	32	10	11	7
Cin.	32	31	27	18	30	8
Cleve.	24	18	22	14	7	19
Dallas	14	2	26	8	8	11
Denver	17T	12	20	3	5	4
Det.	13	32	6	27	18	27
G.B.	26	17	25	22	17	23
Hou.	20	14	21	20	13	24
Ind.	31	22	30	30	26	28
Jax	6	*1	17	2	21	*1
K.C.	5	9	7	28	25	29
L.A. -C	4	24	*1	15	31	3
Rams	10	8	10	19	28	13
Miami	25	29	18	16	14	16
Minn.	11	7	11	*1	2	2
N.E.	*1	10	2	29	20	30
N.O.	2	5	5	17	16	15
Giants	21	26	19	31	27	31
Jets	28	19	24	25	24	21
Oak.	17T	25	16	23	12	26
Phil.	7	3	13	4	*1	17
Pitt.	3	20	3	5	10	5
S.F.	12	21	9	24	22	22
Sea.	15	23	14	11	19	6
T.B.	9	27	4	32	23	32
Tenn.	23	15	23	13	4	25
Wash.	16	28	12	21	32	9

T = Tied for position  
\* = League Leader

WEEK 17 / THROUGH SUNDAY, DECEMBER 31, 2017

AFC / TEAM/OFFENSE RANK

Tm	(A)	(B)	(C)	(D)	(E)	(F)	(G)	(H)	(I)	(J)	(K)	(L)	(M)	(N)	(O)	(P)	(Q)
BAL	12	15	5	10	14	16	6	5	7	13	2	1	1	11	12	5	3
BUF	14	14	2	6	16	12	5	14	13	2	16	4	13	9	11	9	7
CIN	16	12	16	16	13	9	7t	10	15t	15	10	5	14	7	7	12	6
CLE	10	11	9	2	10	15	16	11	9t	14	5	14	3	5	13	16	14t
DEN	6t	13	6	9	8	13	15	12	8	7	12	6	2	13	14	13	14t
HOU	8	8	7	8	9	10	12	15	6	10	6t	8	11	2	5	7	12
IND	15	16	12	15	15	14	3	16	15t	8	8	13	9	12	3	15	9
JAC	5	6	1	3	6	5	9	4	4	9	1	2	7	14	16	2	8
KC	4	1	3	1	4	4	2	8	5	6	14	12	4	8	6	3	5
LAC	3	2	13	14	1	1	4	1	3	5	9	3	16	3	4	6	16
MIA	11	10	15	12	7	11	14	6	12	16	15	10	10	10	8	14	4
NE	1	3	4	4	2	3	1	7	1	3	3	9	5	15	9	1	1
NYJ	13	9	10	11	12	8	7t	13	14	11	4	16	12	6	10	11	10t
OAK	6t	5	14	5	5	6	10	3	11	4	13	15	8	4	2	10	13
PIT	2	4	11	13	3	2	11	2	2	1	11	11	15	16	15	4	2
TEN	9	7	8	7	11	7	13	9	9t	12	6t	7	6	1	1	8	10t

AFC / OPPONENT/DEFENSE RANK

Tm	(A)	(B)	(C)	(D)	(E)	(F)	(G)	(H)	(I)	(J)	(K)	(L)	(M)	(N)	(O)	(P)	(Q)	(R)	(S)
BAL	4	4	8	8	6	3	2	5	5	6	5	11	1	5	6	4	7	4	9
BUF	13	9	14	12	9	8	5	16	15	9	13	3	11	2	2	9	14	8	14
CIN	9	3	15	10	5	4	13	4	12t	14	9	13	13	8	3	7	11	9	15
CLE	6	6	3	2	8	13	15	9	8	13	10t	15	15	4	5	15	10	16	8
DEN	2	2	2	1	3	7	9	8	2	1	4	12	12	14	9	11t	12	12	4
HOU	10	14	6	5	11	15	8	10	6	3	14t	16	8	15	16	16	16	13	11
IND	16	15	13	4	14	16	7	15	11	16	10t	1	3	10	12	14	6	15	16
JAC	1	1	10	13	1	1	1	2	1	2	8	9	9	11	7	1	15	2	1
KC	14	12	12	11	15	12	6	13	16	12	12	7	4	1	1	6	4	6	6
LAC	7	8	16	16	2	2	3	3	4	10	2	6	16	9	8	2	9	5	3
MIA	8	11	7	9	7	11	14	12	9	7	1	4	5	13	10	13	3	14	12
NE	15	16	9	15	16	9	10	6	12t	11	6	2	2	6	4	3	1	1	5
NYJ	12	10	11	7	10	10	12	14	14	8	7	14	7	12	14	11t	2	11	13
OAK	11	13	5	6	13	14	16	11	7	15	16	5	6	3	11	10	8	10	10
PIT	3	7	4	14	4	5	4	1	3	4	3	10	10	7	13	5	5	3	2
TEN	5	5	1	3	12	6	11	7	10	5	14t	8	14	16	15	8	13	7	7

- (A) Total Yards per Game
- (B) Yards per Play
- (C) Rushing Yards per Game
- (D) Rushing Yards per Attempt
- (E) Passing Net Yards per Game
- (F) Passing Net Yards per Play
- (G) Passing, Percent Had Intercepted
- (H) Sacks per Pass Play
- (I) First Downs per Game
- (J) Third Down Efficiency
- (K) Fourth Down Efficiency
- (L) Punt Return Average
- (M) Kickoff Return Average
- (N) Gross Punting Average
- (O) Net Punting Average
- (P) Points per Game
- (Q) Field Goal Percentage
- (R) Points per Game Differential
- (S) Net Yards per Game Differential

WEEK 17 / THROUGH SUNDAY, DECEMBER 31, 2017

NFL / TEAM/OFFENSE RANK

Tm	(A)	(B)	(C)	(D)	(E)	(F)	(G)	(H)	(I)	(J)	(K)	(L)	(M)	(N)	(O)	(P)	(Q)
BAL	27	31	11	19	29	32	13	7	15t	27	4	5	1	21	20	9	6
BUF	29	29	6	14	31	27	10	30	26t	6	31	12	24	17	19	22	10
CIN	32	27	31	29	27	21	16t	22	30t	29	20t	14	26	11	13	26	9
CLE	24	24	18	6	22	30	32	26	22t	28	11	29	8	9	21	32	26t
DEN	17t	28	12	18	20	28	31	28	20	15	25	15	7	23	22	27	26t
HOU	20	20	14	16	21	22	28	31	14	22	12t	17	21	2	10	17	21t
IND	31	32	22	28	30	29	7	32	30t	18	15	28	18	22	4	30	16t
JAC	6	12	1	9	17	11	19	6	7t	20	2	7	14	26	30	5	13t
KC	5	2	9	1	7	6	3	16	10	14	28	26	9	14	12	6	8
LAC	4	4	24	26	1	2	8	1	5	12	16t	9	30	3	9	13	32
MIA	25	22	29	24	18	24	30	10	25	32	29	21	20	19	15	28	7
NE	1	5	10	12	2	5	2	12	1	10	5	18	12	28	17	2	4
NYJ	28	21	19	20	24	20	16t	29	29	23	8	32	23	10	18	24	19t
OAK	17t	11	25	13	16	13	21	4	24	11	26	30	16	5	3	23	24
PIT	3	7	20	25	3	4	23	3	3	2	24	23	29	31	23	8	5
TEN	23	18	15	15	23	17	29	18	22t	25	12t	16	13	1	1	19	19t
ARI	22	30	30	31	15	23	25	25	17	24	19	22	22	6	25	25	21t
ATL	8	3	13	8	8	3	12	5	9	1	27	20	11	16	14	15	11
CAR	19	19	4	10	28	19	26	17	12	7	16t	19	10	12	5	12	1
CHI	30	23	16	11	32	25	22	23	30t	26	22	3	19	8	24	29	29
DAL	14	15	2	3	26	18	24	14	13	5	10	13	3	24	8	14	25
DET	13	9	32	32	6	8	9	24	21	17	32	1	32	25	27	7	13t
GB	26	25	17	5	25	31	27	27	18	13	9	2	15	20	7	21	23
LAR	10	6	8	7	10	7	1	9	15t	9	20t	4	2	4	2	1	3
MIN	11	13	7	23	11	9	5	8	6	3	30	8	4	32	28	10	18
NO	2	1	5	2	5	1	4	2	7t	19	1	25	6	7	6	4	12
NYG	21	26	26	22	19	26	14	11	28	30	23	31	28	30	32	31	31
PHI	7	10	3	4	13	14	6	13	4	8	3	11	27	18	16	3	16t
SF	12	16	21	17	9	16	20	19	11	16	18	10	31	27	11	20	2
SEA	15	17	23	21	14	15	11	21	19	21	7	24	5	15	31	11	30
TB	9	8	27	27	4	10	15	15	2	4	12t	6	17	29	26	18	28
WAS	16	14	28	30	12	12	18	20	26t	31	6	27	25	13	29	16	13t

- (A) Total Yards per Game
- (B) Yards per Play
- (C) Rushing Yards per Game
- (D) Rushing Yards per Attempt
- (E) Passing Net Yards per Game
- (F) Passing Net Yards per Play
- (G) Passing, Percent Had Intercepted
- (H) Sacks per Pass Play
- (I) First Downs per Game
- (J) Third Down Efficiency
- (K) Fourth Down Efficiency
- (L) Punt Return Average
- (M) Kickoff Return Average
- (N) Gross Punting Average
- (O) Net Punting Average
- (P) Points per Game
- (Q) Field Goal Percentage

WEEK 17 / THROUGH SUNDAY, DECEMBER 31, 2017

NFL / OPPONENT/DEFENSE RANK

Tm	(A)	(B)	(C)	(D)	(E)	(F)	(G)	(H)	(I)	(J)	(K)	(L)	(M)	(N)	(O)	(P)	(Q)	(R)	(S)
BAL	12	7	15	16	10	4	2	11	9	10	11	20	1	9	11	6	14t	8	21
BUF	26	20	29	25	20	19	9	31	30	18	24	5	20	3	4	18	30	21	29
CIN	18	6	30	22	8	5	24	9	24t	25	18	23	26	15	6	16	21	22	30
CLE	14	12	7	2	19	26	31	20	18	24	19t	30	28	8	10	31	19	32	20
DEN	3	3	5	1	4	18	20	17	3	2	8t	21	23	25	20	22t	24	27	8
HOU	20	29	13	10	24	30	18	21	12	5	27t	32	11	31	32	32	32	28	24
IND	30	30	26	9	28	32	13	29	23	31	19t	3	4	19	27	30	12	30	32
JAC	2	1	21	26	1	1	1	2	1	4	16	16	13	20	13	2	31	3t	2
KC	28	26	25	23	29	25	11	27	32	23	21	13	5	1	3	15	9	10	12
LAC	15	15	31	32	3	3	4	5	6t	19	5	12	31	18	18	3	17	9	6
MIA	16	23	14	17	16	23	28	25	20	11	3	10	6	23	22	29	6	29	25
NE	29	31	20	31	30	20	21	12	24t	21	13	4	3	12	9	5	2	1t	9
NYJ	25	21	24	15	21	21	23	28	27	12	15	24	8	22	29	22t	3	26	28
OAK	23	27	12	13	26	28	32	24	13	26	30	11	7	5	23	20	16	25	23
PIT	5	14	10	27	5	11	7	1	4	7	7	18	15	14	28	7	11	7	3
TEN	13	8	4	4	25	13	22	13	21t	8	27t	15	27	32	31	17	27	16	17
ARI	6	4	6	3	14	12	12	19	8	6	14	29	21	28	30	19	25	24	15
ATL	9	13	9	19	12	10	30	14	21t	16	29	19	32	27	25	8	14t	11	7
CAR	7	17	3	11	18	17	26	3	6t	13	10	8	16	24	24	11	18	12	14
CHI	10	11	11	12	7	14	29	6	10	20	23	28	19	30	21	9	28	20	26
DAL	8	10	8	18	11	8	27	16	16	29	6	1	18	13	8	13t	4	15	11
DET	27	24	18	21	27	22	5	23	31	15	22	17	12	16	1	21	8	13t	19
GB	22	25	17	8	23	29	19	10	28	28	31	6	22	2	5	26	29	23	27
LAR	19	18	28	30	13	9	6	4	11	14	25t	9	24	7	2	12	1	3t	10
MIN	1	2	2	5	2	2	15	18	2	1	12	22	25	17	12	1	26	5	1
NO	17	22	16	28	15	16	3	8	15	27	8t	26	29	10	16	10	13	6	5
NYG	31	28	27	20	31	27	17	30	17	22	4	27	14	21	26	27t	7	31	31
PHI	4	9	1	6	17	7	8	22	5	3	1t	14	17	11	7	4	5	1t	4
SF	24	16	22	7	22	24	25	26	29	30	32	2	9	29	15	25	22t	19	16
SEA	11	5	19	14	6	6	14	15	19	17	17	25	10	6	14	13t	22t	13t	13
TB	32	32	23	24	32	31	16	32	26	32	1t	7	30	26	19	22t	20	18	18
WAS	21	19	32	29	9	15	10	7	14	9	25t	31	2	4	17	27t	10	17	22

- (A) Total Yards per Game
- (B) Yards per Play
- (C) Rushing Yards per Game
- (D) Rushing Yards per Attempt
- (E) Passing Net Yards per Game
- (F) Passing Net Yards per Play
- (G) Passing, Percent Had Intercepted
- (H) Sacks per Pass Play
- (I) First Downs per Game
- (J) Third Down Efficiency
- (K) Fourth Down Efficiency
- (L) Punt Return Average
- (M) Kickoff Return Average
- (N) Gross Punting Average
- (O) Net Punting Average
- (P) Points per Game
- (Q) Field Goal Percentage
- (R) Points per Game Differential
- (S) Net Yards per Game Differential

WEEK 17 / THROUGH SUNDAY, DECEMBER 31, 2017

AFC / TOTAL OFFENSE

Rank	Team	Total	Rushing	Passing	Total	Rushing	Passing
1)	New England	6307	1889	4418	394.2	118.1	276.1
2)	Pittsburgh	6047	1667	4380	377.9	104.2	273.8
3)	Los Angeles Chargers	6026	1595	4431	376.6	99.7	276.9
4)	Kansas City	6007	1903	4104	375.4	118.9	256.5
5)	Jacksonville	5855	2262	3593	365.9	141.4	224.6
6t)	Denver	5185	1852	3333	324.1	115.8	208.3
6t)	Oakland	5185	1554	3631	324.1	97.1	226.9
8)	Houston	5120	1842	3278	320.0	115.1	204.9
9)	Tennessee	5024	1833	3191	314.0	114.6	199.4
10)	Cleveland	4942	1714	3228	308.9	107.1	201.8
11)	Miami	4923	1388	3535	307.7	86.8	220.9
12)	Baltimore	4886	1856	3030	305.4	116.0	189.4
13)	New York Jets	4884	1702	3182	305.3	106.4	198.9
14)	Buffalo	4842	2017	2825	302.6	126.1	176.6
15)	Indianapolis	4553	1661	2892	284.6	103.8	180.8
16)	Cincinnati	4488	1366	3122	280.5	85.4	195.1

AFC / TOTAL DEFENSE

Rank	Team	Total	Rushing	Passing	Total	Rushing	Passing
1)	Jacksonville	4578	1860	2718	286.1	116.3	169.9
2)	Denver	4640	1430	3210	290.0	89.4	200.6
3)	Pittsburgh	4910	1693	3217	306.9	105.8	201.1
4)	Baltimore	5201	1780	3421	325.1	111.3	213.8
5)	Tennessee	5248	1420	3828	328.0	88.8	239.3
6)	Cleveland	5250	1566	3684	328.1	97.9	230.3
7)	Los Angeles Chargers	5254	2098	3156	328.4	131.1	197.3
8)	Miami	5371	1768	3603	335.7	110.5	225.2
9)	Cincinnati	5425	2046	3379	339.1	127.9	211.2
10)	Houston	5546	1747	3799	346.6	109.2	237.4
11)	Oakland	5601	1743	3858	350.1	108.9	241.1
12)	New York Jets	5636	1887	3749	352.3	117.9	234.3
13)	Buffalo	5682	1994	3688	355.1	124.6	230.5
14)	Kansas City	5842	1890	3952	365.1	118.1	247.0
15)	New England	5856	1836	4020	366.0	114.8	251.3
16)	Indianapolis	5873	1927	3946	367.1	120.4	246.6

NFL / TOTAL OFFENSE

Rank	Team	Total	Rushing	Passing	Total	Rushing	Passing
1)	New England	6307	1889	4418	394.2	118.1	276.1
2)	New Orleans	6259	2070	4189	391.2	129.4	261.8
3)	Pittsburgh	6047	1667	4380	377.9	104.2	273.8
4)	Los Angeles Chargers	6026	1595	4431	376.6	99.7	276.9
5)	Kansas City	6007	1903	4104	375.4	118.9	256.5
6)	Jacksonville	5855	2262	3593	365.9	141.4	224.6
7)	Philadelphia	5852	2115	3737	365.8	132.2	233.6
8)	Atlanta	5837	1847	3990	364.8	115.4	249.4
9)	Tampa Bay	5816	1450	4366	363.5	90.6	272.9
10)	Los Angeles Rams	5784	1953	3831	361.5	122.1	239.4
11)	Minnesota	5710	1957	3753	356.9	122.3	234.6
12)	San Francisco	5587	1662	3925	349.2	103.9	245.3
13)	Detroit	5404	1221	4183	337.8	76.3	261.4
14)	Dallas	5311	2170	3141	331.9	135.6	196.3
15)	Seattle	5286	1629	3657	330.4	101.8	228.6
16)	Washington	5199	1448	3751	324.9	90.5	234.4
17t)	Denver	5185	1852	3333	324.1	115.8	208.3
17t)	Oakland	5185	1554	3631	324.1	97.1	226.9
19)	Carolina	5179	2102	3077	323.7	131.4	192.3
20)	Houston	5120	1842	3278	320.0	115.1	204.9
21)	New York Giants	5028	1549	3479	314.3	96.8	217.4
22)	Arizona	5026	1386	3640	314.1	86.6	227.5
23)	Tennessee	5024	1833	3191	314.0	114.6	199.4
24)	Cleveland	4942	1714	3228	308.9	107.1	201.8
25)	Miami	4923	1388	3535	307.7	86.8	220.9
26)	Green Bay	4891	1724	3167	305.7	107.8	197.9
27)	Baltimore	4886	1856	3030	305.4	116.0	189.4
28)	New York Jets	4884	1702	3182	305.3	106.4	198.9
29)	Buffalo	4842	2017	2825	302.6	126.1	176.6
30)	Chicago	4599	1788	2811	287.4	111.8	175.7
31)	Indianapolis	4553	1661	2892	284.6	103.8	180.8
32)	Cincinnati	4488	1366	3122	280.5	85.4	195.1

NFL / TOTAL DEFENSE

Rank	Team	Total	Rushing	Passing	Total	Rushing	Passing
1)	Minnesota	4415	1337	3078	275.9	83.6	192.4
2)	Jacksonville	4578	1860	2718	286.1	116.3	169.9
3)	Denver	4640	1430	3210	290.0	89.4	200.6
4)	Philadelphia	4904	1267	3637	306.5	79.2	227.3
5)	Pittsburgh	4910	1693	3217	306.9	105.8	201.1
6)	Arizona	4975	1434	3541	310.9	89.6	221.3
7)	Carolina	5074	1409	3665	317.1	88.1	229.1
8)	Dallas	5089	1664	3425	318.1	104.0	214.1
9)	Atlanta	5094	1665	3429	318.4	104.1	214.3
10)	Chicago	5106	1730	3376	319.1	108.1	211.0
11)	Seattle	5171	1824	3347	323.2	114.0	209.2
12)	Baltimore	5201	1780	3421	325.1	111.3	213.8
13)	Tennessee	5248	1420	3828	328.0	88.8	239.3
14)	Cleveland	5250	1566	3684	328.1	97.9	230.3
15)	Los Angeles Chargers	5254	2098	3156	328.4	131.1	197.3
16)	Miami	5371	1768	3603	335.7	110.5	225.2
17)	New Orleans	5384	1787	3597	336.5	111.7	224.8
18)	Cincinnati	5425	2046	3379	339.1	127.9	211.2
19)	Los Angeles Rams	5432	1957	3475	339.5	122.3	217.2
20)	Houston	5546	1747	3799	346.6	109.2	237.4
21)	Washington	5566	2146	3420	347.9	134.1	213.8
22)	Green Bay	5582	1793	3789	348.9	112.1	236.8
23)	Oakland	5601	1743	3858	350.1	108.9	241.1
24)	San Francisco	5625	1861	3764	351.6	116.3	235.3
25)	New York Jets	5636	1887	3749	352.3	117.9	234.3
26)	Buffalo	5682	1994	3688	355.1	124.6	230.5
27)	Detroit	5692	1800	3892	355.8	112.5	243.3
28)	Kansas City	5842	1890	3952	365.1	118.1	247.0
29)	New England	5856	1836	4020	366.0	114.8	251.3
30)	Indianapolis	5873	1927	3946	367.1	120.4	246.6
31)	New York Giants	5971	1933	4038	373.2	120.8	252.4
32)	Tampa Bay	6049	1880	4169	378.1	117.5	260.6

WEEK 17 / THROUGH SUNDAY, DECEMBER 31, 2017

AFC / TAKEAWAYS, GIVEAWAYS

Rank	Team	TAKEAWAYS			GIVEAWAYS			Net
		Int	Fum	Total	Int	Fum	Total	Diff
1)	Baltimore	22	12	34	13	4	17	= +17
2)	Kansas City	16	10	26	8	3	11	= +15
3)	Los Angeles Chargers	18	9	27	11	4	15	= +12
4)	Jacksonville	21	12	33	13	10	23	= +10
5)	Buffalo	18	7	25	10	6	16	= +9
6)	New England	12	6	18	8	4	12	= +6
7)	Indianapolis	13	7	20	9	6	15	= +5
8)	Pittsburgh	16	6	22	15	5	20	= +2
9t)	New York Jets	11	9	20	12	12	24	= -4
9t)	Tennessee	12	9	21	17	8	25	= -4
11)	Cincinnati	11	3	14	12	11	23	= -9
12)	Houston	11	5	16	17	11	28	= -12
13t)	Miami	9	6	15	21	8	29	= -14
13t)	Oakland	5	9	14	14	14	28	= -14
15)	Denver	10	7	17	22	12	34	= -17
16)	Cleveland	7	6	13	28	13	41	= -28
	Totals	212	123	335	230	131	361	= -26

NFC / TAKEAWAYS, GIVEAWAYS

Rank	Team	TAKEAWAYS			GIVEAWAYS			Net
		Int	Fum	Total	Int	Fum	Total	Diff
1)	Philadelphia	19	12	31	9	11	20	= +11
2)	Detroit	19	13	32	11	11	22	= +10
3)	Seattle	14	11	25	12	5	17	= +8
4t)	Los Angeles Rams	18	10	28	7	14	21	= +7
4t)	New Orleans	20	5	25	8	10	18	= +7
6)	Minnesota	14	5	19	8	6	14	= +5
7)	Chicago	8	14	22	12	10	22	= 0
8t)	Carolina	10	11	21	16	6	22	= -1
8t)	Dallas	10	11	21	13	9	22	= -1
8t)	Tampa Bay	13	13	26	14	13	27	= -1
11)	Atlanta	8	8	16	12	6	18	= -2
12t)	Green Bay	11	11	22	18	7	25	= -3
12t)	New York Giants	13	6	19	14	8	22	= -3
12t)	San Francisco	10	10	20	15	8	23	= -3
15t)	Arizona	15	6	21	18	7	25	= -4
15t)	Washington	16	7	23	13	14	27	= -4
	Totals	218	153	371	200	145	345	= +26

NFL / TAKEAWAYS, GIVEAWAYS

Rank	Team	TAKEAWAYS			GIVEAWAYS			Net
		Int	Fum	Total	Int	Fum	Total	Diff
1)	Baltimore	22	12	34	13	4	17	= +17
2)	Kansas City	16	10	26	8	3	11	= +15
3)	Los Angeles Chargers	18	9	27	11	4	15	= +12
4)	Philadelphia	19	12	31	9	11	20	= +11
5t)	Jacksonville	21	12	33	13	10	23	= +10
5t)	Detroit	19	13	32	11	11	22	= +10
7)	Buffalo	18	7	25	10	6	16	= +9
8)	Seattle	14	11	25	12	5	17	= +8
9t)	Los Angeles Rams	18	10	28	7	14	21	= +7
9t)	New Orleans	20	5	25	8	10	18	= +7
11)	New England	12	6	18	8	4	12	= +6
12t)	Indianapolis	13	7	20	9	6	15	= +5
12t)	Minnesota	14	5	19	8	6	14	= +5
14)	Pittsburgh	16	6	22	15	5	20	= +2
15)	Chicago	8	14	22	12	10	22	= 0
16t)	Carolina	10	11	21	16	6	22	= -1
16t)	Dallas	10	11	21	13	9	22	= -1
16t)	Tampa Bay	13	13	26	14	13	27	= -1
19)	Atlanta	8	8	16	12	6	18	= -2
20t)	Green Bay	11	11	22	18	7	25	= -3
20t)	New York Giants	13	6	19	14	8	22	= -3
20t)	San Francisco	10	10	20	15	8	23	= -3
23t)	New York Jets	11	9	20	12	12	24	= -4
23t)	Tennessee	12	9	21	17	8	25	= -4
23t)	Arizona	15	6	21	18	7	25	= -4
23t)	Washington	16	7	23	13	14	27	= -4
27)	Cincinnati	11	3	14	12	11	23	= -9
28)	Houston	11	5	16	17	11	28	= -12
29t)	Miami	9	6	15	21	8	29	= -14
29t)	Oakland	5	9	14	14	14	28	= -14
31)	Denver	10	7	17	22	12	34	= -17
32)	Cleveland	7	6	13	28	13	41	= -28
	Totals	430	276	706	430	276	706	= 0

WEEK 17 / THROUGH SUNDAY, DECEMBER 31, 2017

AFC / TEAM/OFFENSE INSIDE THE 20

Rank	Team	Poss	Pts	TD	TD%	FG	Score	Score%
1)	Jacksonville	50	268	32	64.0	15	47	94.0
2)	New England	70	365	42	60.0	24	66	94.3
3)	Oakland	34	162	20	58.8	7	27	79.4
4)	Baltimore	52	260	30	57.7	17	47	90.4
5)	Cincinnati	43	206	24	55.8	13	37	86.0
6)	New York Jets	33	161	18	54.5	12	30	90.9
7)	Miami	38	176	20	52.6	13	33	86.8
8)	Tennessee	40	197	21	52.5	17	38	95.0
9)	Houston	42	185	22	52.4	11	33	78.6
10)	Buffalo	44	204	23	52.3	15	38	86.4
11)	Pittsburgh	63	297	32	50.8	25	57	90.5
12)	Cleveland	39	158	19	48.7	8	27	69.2
13)	Los Angeles Chargers	47	199	22	46.8	16	38	80.9
14)	Kansas City	50	221	21	42.0	25	46	92.0
15)	Indianapolis	40	164	16	40.0	18	34	85.0
16)	Denver	48	184	19	39.6	17	36	75.0

AFC / OPPONENTS/DEFENSE INSIDE THE 20

Rank	Team	Poss	Pts	TD	TD%	FG	Score	Score%
1)	Los Angeles Chargers	36	133	13	36.1	14	27	75.0
2)	Jacksonville	28	113	11	39.3	12	23	82.1
3)	New England	48	189	21	43.8	14	35	72.9
4)	Cincinnati	56	260	26	46.4	26	52	92.9
5)	Oakland	48	217	23	47.9	19	42	87.5
6)	Tennessee	56	248	27	48.2	21	48	85.7
7)	Baltimore	45	198	22	48.9	16	38	84.4
8)	Buffalo	57	270	30	52.6	21	51	89.5
9)	Indianapolis	51	230	27	52.9	14	41	80.4
10)	Kansas City	51	242	28	54.9	16	44	86.3
11)	New York Jets	52	246	29	55.8	16	45	86.5
12)	Denver	41	199	24	58.5	11	35	85.4
13)	Houston	54	283	33	61.1	18	51	94.4
14)	Pittsburgh	39	195	24	61.5	10	34	87.2
15)	Miami	51	268	32	62.7	15	47	92.2
16)	Cleveland	46	250	31	67.4	11	42	91.3

WEEK 17 / THROUGH SUNDAY, DECEMBER 31, 2017

NFL / TEAM/OFFENSE INSIDE THE 20

Rank	Team	Poss	Pts	TD	TD%	FG	Score	Score%
1)	Philadelphia	55	286	36	65.5	12	48	87.3
2)	Jacksonville	50	268	32	64.0	15	47	94.0
3)	Green Bay	42	211	26	61.9	10	36	85.7
4)	Chicago	33	158	20	60.6	7	27	81.8
5)	New England	70	365	42	60.0	24	66	94.3
6)	Dallas	52	250	31	59.6	12	43	82.7
7)	Oakland	34	162	20	58.8	7	27	79.4
8)	New Orleans	55	275	32	58.2	17	49	89.1
9)	Minnesota	57	288	33	57.9	20	53	93.0
10)	Baltimore	52	260	30	57.7	17	47	90.4
11)	Detroit	46	228	26	56.5	16	42	91.3
12)	Cincinnati	43	206	24	55.8	13	37	86.0
13)	Seattle	45	215	25	55.6	14	39	86.7
14)	Los Angeles Rams	69	335	38	55.1	24	62	89.9
15)	New York Jets	33	161	18	54.5	12	30	90.9
16)	Washington	46	221	25	54.3	16	41	89.1
17)	Carolina	52	244	28	53.8	17	45	86.5
18)	Miami	38	176	20	52.6	13	33	86.8
19)	Tennessee	40	197	21	52.5	17	38	95.0
20)	Houston	42	185	22	52.4	11	33	78.6
21)	Buffalo	44	204	23	52.3	15	38	86.4
22)	Pittsburgh	63	297	32	50.8	25	57	90.5
23)	Atlanta	54	242	27	50.0	18	45	83.3
24)	Tampa Bay	53	230	26	49.1	18	44	83.0
25t)	Cleveland	39	158	19	48.7	8	27	69.2
25t)	New York Giants	39	166	19	48.7	12	31	79.5
27)	San Francisco	51	229	24	47.1	21	45	88.2
28)	Los Angeles Chargers	47	199	22	46.8	16	38	80.9
29)	Kansas City	50	221	21	42.0	25	46	92.0
30)	Arizona	48	192	20	41.7	19	39	81.3
31)	Indianapolis	40	164	16	40.0	18	34	85.0
32)	Denver	48	184	19	39.6	17	36	75.0

NFL / OPPONENTS/DEFENSE INSIDE THE 20

Rank	Team	Poss	Pts	TD	TD%	FG	Score	Score%
1)	Los Angeles Chargers	36	133	13	36.1	14	27	75.0
2)	Jacksonville	28	113	11	39.3	12	23	82.1
3)	Minnesota	40	158	16	40.0	15	31	77.5
4)	New England	48	189	21	43.8	14	35	72.9
5)	Atlanta	48	199	22	45.8	15	37	77.1
6)	Cincinnati	56	260	26	46.4	26	52	92.9
7)	Seattle	42	182	20	47.6	15	35	83.3
8)	Carolina	44	205	21	47.7	19	40	90.9
9)	Oakland	48	217	23	47.9	19	42	87.5
10)	Tennessee	56	248	27	48.2	21	48	85.7
11)	Baltimore	45	198	22	48.9	16	38	84.4
12)	Chicago	49	222	24	49.0	18	42	85.7
13)	Washington	57	274	29	50.9	24	53	93.0
14)	New Orleans	48	212	25	52.1	14	39	81.3
15)	Buffalo	57	270	30	52.6	21	51	89.5
16)	Indianapolis	51	230	27	52.9	14	41	80.4
17t)	New York Giants	53	258	29	54.7	19	48	90.6
17t)	Tampa Bay	53	256	29	54.7	18	47	88.7
19)	Kansas City	51	242	28	54.9	16	44	86.3
20)	Philadelphia	38	176	21	55.3	10	31	81.6
21)	New York Jets	52	246	29	55.8	16	45	86.5
22)	Dallas	49	223	28	57.1	10	38	77.6
23)	Denver	41	199	24	58.5	11	35	85.4
24t)	Arizona	46	230	27	58.7	16	43	93.5
24t)	Los Angeles Rams	46	224	27	58.7	13	40	87.0
26)	San Francisco	57	279	34	59.6	16	50	87.7
27)	Houston	54	283	33	61.1	18	51	94.4
28)	Pittsburgh	39	195	24	61.5	10	34	87.2
29)	Detroit	55	279	34	61.8	14	48	87.3
30)	Miami	51	268	32	62.7	15	47	92.2
31)	Green Bay	46	259	30	65.2	16	46	100.0
32)	Cleveland	46	250	31	67.4	11	42	91.3

AFC / OFFENSE/TEAMS: FIRST DOWNS, THIRD DOWNS, FOURTH DOWNS

Rank	Team	FIRST DOWNS				THIRD DOWNS			FOURTH DOWNS		
		Total	Rush	Pass	Pen	Made	Att	Pct	Made	Att	Pct
1)	New England	389	107	232	50	82	202	40.6	8	13	61.5
2)	Pittsburgh	348	96	217	35	92	209	44.0	3	8	37.5
3)	Los Angeles Chargers	337	84	220	33	84	209	40.2	5	11	45.5
4)	Jacksonville	332	101	193	38	85	227	37.4	10	13	76.9
5)	Kansas City	322	95	198	29	78	199	39.2	3	10	30.0
6)	Houston	313	86	180	47	76	209	36.4	5	10	50.0
7)	Baltimore	311	111	168	32	76	223	34.1	10	16	62.5
8)	Denver	297	92	180	25	94	241	39.0	7	20	35.0
9t)	Cleveland	290	97	157	36	73	216	33.8	12	23	52.2
9t)	Tennessee	290	97	157	36	71	202	35.1	5	10	50.0
11)	Oakland	287	78	178	31	82	204	40.2	8	24	33.3
12)	Miami	284	66	187	31	64	202	31.7	7	24	29.2
13)	Buffalo	278	105	149	24	101	241	41.9	2	15	13.3
14)	New York Jets	269	77	157	35	81	228	35.5	7	13	53.8
15t)	Cincinnati	267	72	165	30	67	199	33.7	5	12	41.7
15t)	Indianapolis	267	94	148	25	87	228	38.2	8	17	47.1
	Totals	4881	1458	2886	537	1293	3439	37.6	105	239	43.9

AFC / DEFENSE/OPPONENTS: FIRST DOWNS, THIRD DOWNS, FOURTH DOWNS

Rank	Team	FIRST DOWNS				THIRD DOWNS			FOURTH DOWNS		
		Total	Rush	Pass	Pen	Made	Att	Pct	Made	Att	Pct
1)	Jacksonville	257	91	143	23	74	220	33.6	6	13	46.2
2)	Denver	266	68	166	32	66	209	31.6	7	21	33.3
3)	Pittsburgh	270	89	157	24	72	199	36.2	6	19	31.6
4)	Los Angeles Chargers	282	99	153	30	86	221	38.9	6	20	30.0
5)	Baltimore	296	87	179	30	82	222	36.9	6	16	37.5
6)	Houston	301	88	176	37	71	201	35.3	5	8	62.5
7)	Oakland	304	93	187	24	88	215	40.9	7	10	70.0
8)	Cleveland	315	95	189	31	91	224	40.6	5	10	50.0
9)	Miami	319	88	190	41	75	203	36.9	2	8	25.0
10)	Tennessee	323	68	231	24	78	214	36.4	10	16	62.5
11)	Indianapolis	324	99	192	33	97	217	44.7	7	14	50.0
12t)	Cincinnati	325	111	173	41	98	241	40.7	9	19	47.4
12t)	New England	325	98	204	23	82	208	39.4	10	23	43.5
14)	New York Jets	329	88	191	50	82	221	37.1	5	11	45.5
15)	Buffalo	348	121	199	28	82	214	38.3	11	20	55.0
16)	Kansas City	352	112	204	36	83	207	40.1	9	17	52.9
	Totals	4936	1495	2934	507	1307	3436	38.0	111	245	45.3

NFL / OFFENSE/TEAMS: FIRST DOWNS, THIRD DOWNS, FOURTH DOWNS

Rank	Team	FIRST DOWNS				THIRD DOWNS			FOURTH DOWNS		
		Total	Rush	Pass	Pen	Made	Att	Pct	Made	Att	Pct
1)	New England	389	107	232	50	82	202	40.6	8	13	61.5
2)	Tampa Bay	352	76	243	33	85	196	43.4	4	8	50.0
3)	Pittsburgh	348	96	217	35	92	209	44.0	3	8	37.5
4)	Philadelphia	338	108	193	37	96	230	41.7	17	26	65.4
5)	Los Angeles Chargers	337	84	220	33	84	209	40.2	5	11	45.5
6)	Minnesota	334	100	196	38	94	216	43.5	1	7	14.3
7t)	Jacksonville	332	101	193	38	85	227	37.4	10	13	76.9
7t)	New Orleans	332	111	201	20	73	194	37.6	12	15	80.0
9)	Atlanta	330	101	200	29	88	197	44.7	4	13	30.8
10)	Kansas City	322	95	198	29	78	199	39.2	3	10	30.0
11)	San Francisco	321	88	206	27	91	234	38.9	8	18	44.4
12)	Carolina	320	121	167	32	93	222	41.9	5	11	45.5
13)	Dallas	314	127	162	25	87	203	42.9	10	19	52.6
14)	Houston	313	86	180	47	76	209	36.4	5	10	50.0
15t)	Baltimore	311	111	168	32	76	223	34.1	10	16	62.5
15t)	Los Angeles Rams	311	97	185	29	88	214	41.1	5	12	41.7
17)	Arizona	310	66	200	44	82	233	35.2	7	16	43.8
18)	Green Bay	307	99	176	32	83	211	39.3	15	28	53.6
19)	Seattle	299	85	183	31	79	212	37.3	5	9	55.6
20)	Denver	297	92	180	25	94	241	39.0	7	20	35.0
21)	Detroit	296	58	210	28	81	209	38.8	1	9	11.1
22t)	Cleveland	290	97	157	36	73	216	33.8	12	23	52.2
22t)	Tennessee	290	97	157	36	71	202	35.1	5	10	50.0
24)	Oakland	287	78	178	31	82	204	40.2	8	24	33.3
25)	Miami	284	66	187	31	64	202	31.7	7	24	29.2
26t)	Buffalo	278	105	149	24	101	241	41.9	2	15	13.3
26t)	Washington	278	66	191	21	66	204	32.4	9	16	56.3
28)	New York Giants	271	66	178	27	74	227	32.6	8	21	38.1
29)	New York Jets	269	77	157	35	81	228	35.5	7	13	53.8
30t)	Cincinnati	267	72	165	30	67	199	33.7	5	12	41.7
30t)	Indianapolis	267	94	148	25	87	228	38.2	8	17	47.1
30t)	Chicago	267	93	144	30	71	205	34.6	7	18	38.9
	Totals	9861	2920	5921	1020	2624	6846	38.3	223	485	46.0

NFL / DEFENSE/OPPONENTS: FIRST DOWNS, THIRD DOWNS, FOURTH DOWNS

Rank	Team	FIRST DOWNS				THIRD DOWNS			FOURTH DOWNS		
		Total	Rush	Pass	Pen	Made	Att	Pct	Made	Att	Pct
1)	Jacksonville	257	91	143	23	74	220	33.6	6	13	46.2
2)	Minnesota	260	59	168	33	51	202	25.2	9	23	39.1
3)	Denver	266	68	166	32	66	209	31.6	7	21	33.3
4)	Pittsburgh	270	89	157	24	72	199	36.2	6	19	31.6
5)	Philadelphia	272	62	177	33	66	205	32.2	4	18	22.2
6t)	Los Angeles Chargers	282	99	153	30	86	221	38.9	6	20	30.0
6t)	Carolina	282	69	187	26	78	206	37.9	7	20	35.0
8)	Arizona	283	68	187	28	80	224	35.7	7	16	43.8
9)	Baltimore	296	87	179	30	82	222	36.9	6	16	37.5
10)	Chicago	298	85	180	33	86	219	39.3	6	11	54.5
11)	Los Angeles Rams	300	86	181	33	86	227	37.9	9	15	60.0
12)	Houston	301	88	176	37	71	201	35.3	5	8	62.5
13)	Oakland	304	93	187	24	88	215	40.9	7	10	70.0
14)	Washington	307	105	171	31	83	226	36.7	9	15	60.0
15)	New Orleans	308	92	172	44	87	212	41.0	4	12	33.3
16)	Dallas	312	96	181	35	90	210	42.9	4	13	30.8
17)	New York Giants	313	101	189	23	88	222	39.6	5	17	29.4
18)	Cleveland	315	95	189	31	91	224	40.6	5	10	50.0
19)	Seattle	316	90	181	45	85	222	38.3	7	15	46.7
20)	Miami	319	88	190	41	75	203	36.9	2	8	25.0
21t)	Tennessee	323	68	231	24	78	214	36.4	10	16	62.5
21t)	Atlanta	323	97	197	29	75	196	38.3	13	19	68.4
23)	Indianapolis	324	99	192	33	97	217	44.7	7	14	50.0
24t)	Cincinnati	325	111	173	41	98	241	40.7	9	19	47.4
24t)	New England	325	98	204	23	82	208	39.4	10	23	43.5
26)	Tampa Bay	327	102	202	23	104	216	48.1	2	9	22.2
27)	New York Jets	329	88	191	50	82	221	37.1	5	11	45.5
28)	Green Bay	331	95	211	25	89	208	42.8	8	10	80.0
29)	San Francisco	343	108	198	37	95	221	43.0	10	12	83.3
30)	Buffalo	348	121	199	28	82	214	38.3	11	20	55.0
31)	Detroit	350	110	205	35	74	194	38.1	8	15	53.3
32)	Kansas City	352	112	204	36	83	207	40.1	9	17	52.9
	Totals	9861	2920	5921	1020	2624	6846	38.3	223	485	46.0

AFC / FIRST-DOWN PLAYS BY TEAMS

Rank	Team	Yds/Play	Plays	Yards
1)	New England	6.40	496	3176
2)	Kansas City	6.26	450	2816
3)	Jacksonville	5.51	475	2618
4)	Los Angeles Chargers	5.49	464	2549
5)	Cincinnati	5.43	415	2252
6)	Oakland	5.41	414	2238
7)	Tennessee	5.33	439	2342
8)	Pittsburgh	5.23	478	2498
9)	Miami	5.08	442	2244
10)	New York Jets	4.95	420	2078
11)	Buffalo	4.75	420	1994
12)	Cleveland	4.64	437	2026
13)	Baltimore	4.62	460	2125
14)	Houston	4.59	454	2085
15)	Indianapolis	4.42	415	1834
16)	Denver	4.38	454	1990
	TOTAL	5.17	7133	36865

AFC / FIRST-DOWN PLAYS BY OPPONENTS

Rank	Team	Yds/Play	Plays	Yards
1)	Cincinnati	4.50	462	2077
2)	Baltimore	4.57	454	2075
3)	Cleveland	4.88	452	2207
4)	Pittsburgh	4.97	407	2022
5)	Denver	5.13	411	2107
6)	Tennessee	5.18	471	2438
7)	Jacksonville	5.18	429	2222
8)	Oakland	5.28	433	2287
9)	New York Jets	5.33	467	2491
10)	Los Angeles Chargers	5.37	427	2291
11)	Miami	5.42	446	2416
12)	Indianapolis	5.49	451	2478
13)	Houston	5.53	438	2423
14)	Buffalo	5.68	486	2762
15)	Kansas City	5.78	478	2763
16)	New England	6.29	459	2885
	TOTAL	5.29	7171	37944

NFL / FIRST-DOWN PLAYS BY TEAMS

Rank	Team	Yds/Play	Plays	Yards
1)	New England	6.40	496	3176
2)	New Orleans	6.36	456	2900
3)	Atlanta	6.35	452	2868
4)	Kansas City	6.26	450	2816
5)	San Francisco	6.01	470	2825
6)	Tampa Bay	5.69	483	2750
7)	Los Angeles Rams	5.54	445	2466
8)	Jacksonville	5.51	475	2618
9)	Los Angeles Chargers	5.49	464	2549
10)	Cincinnati	5.43	415	2252
11)	Oakland	5.41	414	2238
12)	Philadelphia	5.35	475	2540
13)	Tennessee	5.33	439	2342
14)	Dallas	5.27	441	2323
15)	Arizona	5.24	470	2462
16)	Pittsburgh	5.23	478	2498
17)	Green Bay	5.17	430	2221
18)	Miami	5.08	442	2244
19)	Carolina	5.06	453	2291
20)	New York Jets	4.95	420	2078
21)	Seattle	4.93	452	2230
22)	Minnesota	4.91	464	2277
23)	Chicago	4.88	408	1989
24)	Detroit	4.79	433	2073
25)	Buffalo	4.75	420	1994
26)	Cleveland	4.64	437	2026
27)	Baltimore	4.62	460	2125
28)	Houston	4.59	454	2085
29)	Washington	4.55	424	1930
30)	New York Giants	4.52	437	1975
31)	Indianapolis	4.42	415	1834
32)	Denver	4.38	454	1990
	TOTAL	5.23	14326	74985

NFL / FIRST-DOWN PLAYS BY OPPONENTS

Rank	Team	Yds/Play	Plays	Yards
1)	Philadelphia	4.26	423	1800
2)	Dallas	4.40	433	1907
3)	Cincinnati	4.50	462	2077
4)	Baltimore	4.57	454	2075
5)	Seattle	4.68	462	2162
6)	Cleveland	4.88	452	2207
7)	Minnesota	4.92	411	2022
8)	Pittsburgh	4.97	407	2022
9)	Chicago	5.03	439	2206
10)	New Orleans	5.10	440	2242
11)	Denver	5.13	411	2107
12)	Arizona	5.16	439	2264
13)	Tennessee	5.18	471	2438
14)	Jacksonville	5.18	429	2222
15)	New York Giants	5.24	454	2381
16)	Atlanta	5.25	447	2347
17)	Oakland	5.28	433	2287
18)	Carolina	5.33	417	2224
19)	New York Jets	5.33	467	2491
20)	Los Angeles Rams	5.35	450	2407
21)	Los Angeles Chargers	5.37	427	2291
22)	San Francisco	5.39	483	2603
23)	Miami	5.42	446	2416
24)	Green Bay	5.46	452	2467
25)	Detroit	5.48	495	2711
26)	Indianapolis	5.49	451	2478
27)	Houston	5.53	438	2423
28)	Washington	5.64	459	2587
29)	Buffalo	5.68	486	2762
30)	Kansas City	5.78	478	2763
31)	Tampa Bay	6.01	451	2711
32)	New England	6.29	459	2885
	TOTAL	5.23	14326	74985

AFC / KICKOFFS (Receiving Team)

Rank	Team	TotKO	AdjKO	TB	TB%	EZ	EZ%	OB	I20	Avg.Start
1)	Baltimore	74	73	39	53.4	50	67.6	1	5	27.8
2)	New England	71	68	40	58.8	50	70.4	0	7	26.2
3)	Oakland	86	80	46	57.5	60	69.8	0	11	25.8
4)	Indianapolis	92	90	62	68.9	76	82.6	0	7	25.2
5)	Cleveland	86	85	49	57.6	64	74.4	1	10	25.2
6)	Tennessee	87	84	56	66.7	74	85.1	0	8	25.0
7)	Jacksonville	66	63	41	65.1	50	75.8	0	8	24.9
8)	Pittsburgh	71	70	37	52.9	42	59.2	0	12	24.9
9)	Buffalo	86	84	51	60.7	65	75.6	0	7	24.5
10)	Kansas City	74	70	24	34.3	50	67.6	0	14	24.5
11)	Houston	97	93	68	73.1	81	83.5	0	9	24.2
12)	Miami	87	84	45	53.6	65	74.7	0	12	24.1
13)	Denver	83	81	47	58.0	66	79.5	0	13	24.0
14)	New York Jets	81	78	44	56.4	60	74.1	0	12	23.6
15)	Cincinnati	80	80	46	57.5	57	71.3	0	13	23.4
16)	Los Angeles Char	66	63	38	60.3	46	69.7	0	8	22.9
	Totals	1287	1246	733	58.8	956	76.7	2	156	24.7

AFC / KICKOFFS (Kicking Team)

Rank	Team	TotKO	AdjKO	TB	TB%	EZ	EZ%	OB	I20	Avg.Start
1)	Miami	67	62	28	45.2	44	65.7	0	13	23.0
2)	New England	99	98	40	40.8	60	60.6	0	20	23.3
3)	Pittsburgh	90	88	46	52.3	65	72.2	1	16	24.1
4)	Oakland	64	63	48	76.2	55	85.9	0	7	24.1
5)	Baltimore	90	87	55	63.2	60	66.7	0	12	24.2
6)	Kansas City	97	95	71	74.7	83	85.6	0	8	24.2
7)	New York Jets	72	68	45	66.2	59	81.9	1	7	24.3
8)	Tennessee	80	79	47	59.5	66	82.5	0	10	24.4
9)	Houston	76	74	49	66.2	60	78.9	0	9	24.5
10)	Indianapolis	70	69	46	66.7	53	75.7	0	8	24.6
11)	Buffalo	74	68	37	54.4	53	71.6	0	8	25.2
12)	Cincinnati	67	66	31	47.0	40	59.7	1	7	25.3
13)	Jacksonville	92	89	48	53.9	60	65.2	2	8	26.1
14)	Los Angeles Char	77	76	31	40.8	52	67.5	0	8	26.4
15)	Denver	73	67	45	67.2	55	75.3	0	4	26.4
16)	Cleveland	57	52	33	63.5	37	64.9	0	4	26.5
	Totals	1245	1201	700	58.3	902	75.1	5	149	24.7

Note: Average team drive start DOES NOT include onside kicks or kickoffs at the end of a half unless either kickoff is returned for a touchdown. All other kickoffs (returned kickoffs, fair catches, touchback and kickoffs out of bounds) are included. Kickoffs resulting in the kicking team retaining possession are not included.

ADJ KO: Adjusted kickoffs are used to compute the Avg. Team Drive Start.

I20: The number of drives that start inside (not including) the 20 yd line.

NFL / KICKOFFS (Receiving Team)

Rank	Team	TotKO	AdjKO	TB	TB%	EZ	EZ%	OB	I20	Avg.Start
1)	Baltimore	74	73	39	53.4	50	67.6	1	5	27.8
2)	Los Angeles Rams	77	74	34	45.9	55	71.4	1	8	27.1
3)	Seattle	81	80	35	43.8	52	64.2	2	10	26.8
4)	New England	71	68	40	58.8	50	70.4	0	7	26.2
5)	Oakland	86	80	46	57.5	60	69.8	0	11	25.8
6)	New Orleans	77	71	36	50.7	54	70.1	2	10	25.6
7)	Dallas	73	73	47	64.4	58	79.5	0	8	25.4
8)	Carolina	77	74	42	56.8	54	70.1	0	7	25.3
9)	Indianapolis	92	90	62	68.9	76	82.6	0	7	25.2
10)	Cleveland	86	85	49	57.6	64	74.4	1	10	25.2
11)	Green Bay	85	85	49	57.6	58	68.2	1	10	25.2
12)	Detroit	79	76	43	56.6	53	67.1	3	8	25.0
13)	Tennessee	87	84	56	66.7	74	85.1	0	8	25.0
14)	Chicago	80	78	33	42.3	50	62.5	1	9	24.9
15)	Jacksonville	66	63	41	65.1	50	75.8	0	8	24.9
16)	Pittsburgh	71	70	37	52.9	42	59.2	0	12	24.9
17)	Philadelphia	69	67	49	73.1	54	78.3	0	5	24.7
18)	Buffalo	86	84	51	60.7	65	75.6	0	7	24.5
19)	Kansas City	74	70	24	34.3	50	67.6	0	14	24.5
20)	Atlanta	77	76	38	50.0	59	76.6	0	13	24.4
21)	Tampa Bay	83	82	62	75.6	71	85.5	0	9	24.3
22)	Minnesota	67	65	40	61.5	57	85.1	1	10	24.3
23)	Washington	86	82	50	61.0	59	68.6	0	11	24.2
24)	Houston	97	93	68	73.1	81	83.5	0	9	24.2
25)	Miami	87	84	45	53.6	65	74.7	0	12	24.1
26)	Denver	83	81	47	58.0	66	79.5	0	13	24.0
27)	Arizona	80	76	49	64.5	61	76.3	0	10	23.9
28)	San Francisco	86	83	50	60.2	62	72.1	3	13	23.7
29)	New York Giants	86	83	54	65.1	65	75.6	0	10	23.7
30)	New York Jets	81	78	44	56.4	60	74.1	0	12	23.6
31)	Cincinnati	80	80	46	57.5	57	71.3	0	13	23.4
32)	Los Angeles Char	66	63	38	60.3	46	69.7	0	8	22.9
Totals		2550	2471	1444	58.4	1878	76.0	16	307	24.8

Note: Average opponent drive start DOES NOT include onside kicks or kickoffs at the end of a half unless either kickoff is returned for a touchdown. All other kickoffs (returned kickoffs, fair catches, touchback and kickoffs out of bounds) are included. Kickoffs resulting in the kicking team retaining possession are not included.

ADJ KO: Adjusted kickoffs are used to compute the Avg. Team Drive Start.

I20: The number of drives that start inside (not including) the 20 yd line.

NFL / KICKOFFS (Kicking Team)

Rank	Team	TotKO	AdjKO	TB	TB%	EZ	EZ%	OB	I20	Avg.Start
1)	Miami	67	62	28	45.2	44	65.7	0	13	23.0
2)	Detroit	91	90	47	52.2	67	73.6	0	19	23.1
3)	New England	99	98	40	40.8	60	60.6	0	20	23.3
4)	Dallas	80	79	45	57.0	60	75.0	0	16	23.6
5)	Washington	79	77	53	68.8	64	81.0	1	11	23.7
6)	Pittsburgh	90	88	46	52.3	65	72.2	1	16	24.1
7)	Oakland	64	63	48	76.2	55	85.9	0	7	24.1
8)	Baltimore	90	87	55	63.2	60	66.7	0	12	24.2
9)	Kansas City	97	95	71	74.7	83	85.6	0	8	24.2
10)	New York Jets	72	68	45	66.2	59	81.9	1	7	24.3
11)	Tennessee	80	79	47	59.5	66	82.5	0	10	24.4
12)	New Orleans	95	92	59	64.1	83	87.4	1	15	24.5
13)	Houston	76	74	49	66.2	60	78.9	0	9	24.5
14)	New York Giants	62	60	26	43.3	36	58.1	2	11	24.6
15)	Indianapolis	70	69	46	66.7	53	75.7	0	8	24.6
16)	Carolina	83	82	70	85.4	75	90.4	1	3	24.8
17)	San Francisco	83	79	64	81.0	73	88.0	1	3	24.9
18)	Buffalo	74	68	37	54.4	53	71.6	0	8	25.2
19)	Los Angeles Rams	103	103	78	75.7	90	87.4	2	8	25.2
20)	Arizona	77	73	34	46.6	52	67.5	1	11	25.3
21)	Cincinnati	67	66	31	47.0	40	59.7	1	7	25.3
21t)	Green Bay	68	66	36	54.5	45	66.2	0	4	25.3
23)	Seattle	80	76	39	51.3	51	63.8	1	11	25.4
24)	Philadelphia	94	93	45	48.4	61	64.9	1	11	25.4
25)	Minnesota	89	87	44	50.6	62	69.7	0	10	25.5
26)	Atlanta	84	82	49	59.8	67	79.8	0	7	25.6
27)	Chicago	60	59	28	47.5	40	66.7	0	8	25.8
28)	Tampa Bay	77	72	27	37.5	50	64.9	0	10	25.8
29)	Jacksonville	92	89	48	53.9	60	65.2	2	8	26.1
30)	Los Angeles Char	77	76	31	40.8	52	67.5	0	8	26.4
31)	Denver	73	67	45	67.2	55	75.3	0	4	26.4
32)	Cleveland	57	52	33	63.5	37	64.9	0	4	26.5
	Totals	2550	2471	1444	58.4	1878	76.0	16	307	24.8

Note: Average team drive start DOES NOT include onside kicks or kickoffs at the end of a half unless either kickoff is returned for a touchdown. All other kickoffs (returned kickoffs, fair catches, touchback and kickoffs out of bounds) are included. Kickoffs resulting in the kicking team retaining possession are not included.

ADJ KO: Adjusted kickoffs are used to compute the Avg. Team Drive Start.  
I20: The number of drives that start inside (not including) the 20 yd line.

**WEEK 17 / THROUGH SUNDAY, DECEMBER 31, 2017**

**AFC / SINGLE-GAME HIGHS / PLAYERS**

**Most Points**-- 18, (11 times in Non-Overtime Games)  
**Passing Yards**-- 506, Roethlisberger, Pitt. vs. Balt., 12/10, (44-66, 506, 2 td, 0 int)  
**Longest Pass**-- 97, Roethlisberger, Pitt. at Det., 10/29, (to Smith-Schuster, JuJu, td)  
**Passing Touchdowns**-- 5, Brady, N.E. vs. Hou., 9/24, (25-35, 378, 5 td, 0 int)  
**Passing Touchdowns**-- 5, Watson, Hou. vs. K.C., 10/8, (16-31, 261, 5 td, 0 int)  
**Rushing Yards**-- 181, Fournette, Jax at Pitt., 10/8, (28-181, 2 td)  
**Rushing Attempts**-- 36, Gore, Ind. at Buff., 12/10 (OT), (36-130, 0 td)  
**Rushing Attempts**-- 35, Bell, Pitt. at Balt., 10/1, (35-144, 2 td)  
**Rushing Attempts**-- 35, Bell, Pitt. vs. Cin., 10/22, (35-134, 0 td)  
**Longest Rush**-- 90, Fournette, Jax at Pitt., 10/8, td  
**Receptions**-- 13, Landry, Miami at LA-C, 9/17, (13-78, 0 td)  
**Receiving Yards**-- 224, Hopkins, Hou. at Sea., 10/29, (8-224, 1 td)  
**Kickoff Return Yards**-- 191, Rainey, Balt. vs. Chi., 10/15 (OT), (5-191, 1 td)  
**Kickoff Return Yards**-- 157, Bray, Ind. at Tenn., 10/16, (5-157, 0 td)  
**Kickoff Returns**-- 7, Tate, Buff. at LA-C, 11/19, (7-144, 0 td)  
**Longest Kickoff Return**-- 103, D. Lewis, N.E. at Denv., 11/12, td  
**Punt Return Yards**-- 132, Campanaro, Balt. vs. Chi., 10/15 (OT), (5-132, 1 fc, 1 td)  
**Punt Return Yards**-- 88, Benjamin, LA-C vs. Denv., 10/22, (3-88, 5 fc, 1 td)  
**Punt Returns**-- 7, Mickens, Jax vs. LA-C, 11/12 (OT), (7-30, 1 fc, 0 td)  
**Punt Returns**-- 7, Natson, NY-J vs. LA-C, 12/24, (7-30, 0 fc, 0 td)  
**Longest Punt Return**-- 82, Hill, K.C. at Hou., 10/8, td  
**Interceptions**-- 3, Byard, Tenn. at Clev., 10/22 (OT), (3-60, 0 td)  
**Interceptions**-- 2, (15 times in Non-Overtime Games)  
**Longest Interception Return**-- 103, Talib, Denv. vs. Dal., 9/17, td  
**Sacks**-- 4.0, Campbell, Jax at Hou., 9/10  
**Scrimmage Yards**-- 246, K. Hunt, K.C. at N.E., 9/7, (Rush 17-148, Rec 5-98)  
**Longest Punt**-- 77, Colquitt, K.C. at Denv., 12/31  
**Punts**-- 11, Lechler, Hou. at Jax , 12/17, (11-518, 47.1)  
**Field Goals Made**-- 5, (5 times in Non-Overtime Games)  
**Longest Field Goal**-- 62, Gostkowski, N.E. at Oak., 11/19

**NFC / SINGLE-GAME HIGHS / PLAYERS**

**Most Points**-- 24, Gurley, LA-R at Sea., 12/17, (4 td, 0 fg, 0 xp, 0 2pt)  
**Passing Yards**-- 452, Wilson, Sea. vs. Hou., 10/29, (26-41, 452, 4 td, 1 int)  
**Longest Pass**-- 94, Goff, LA-R vs. Hou., 11/12, (to Woods, Robert, td)  
**Passing Touchdowns**-- 4, (14 times in Non-Overtime Games)  
**Rushing Yards**-- 167, Howard, Chi. at Balt., 10/15 (OT), (36-167, 0 td)  
**Rushing Yards**-- 159, A. Peterson, Ariz. at S.F., 11/5, (37-159, 0 td)  
**Rushing Attempts**-- 37, A. Peterson, Ariz. at S.F., 11/5, (37-159, 0 td)  
**Longest Rush**-- 75, Darkwa, NY-G vs. Wash., 12/31, td  
**Receptions**-- 13, Fitzgerald, Ariz. vs. Dal., 9/25, (13-149, 1 td)  
**Receiving Yards**-- 253, Ju. Jones, Atl. vs. T.B., 11/26, (12-253, 2 td)  
**Kickoff Return Yards**-- 197, Lockett, Sea. vs. Atl., 11/20, (5-197, 0 td)  
**Kickoff Returns**-- 7, Davis, G.B. vs. Det., 11/6, (7-140, 0 td)  
**Longest Kickoff Return**-- 106, Kamara, N.O. at T.B., 12/31, td  
**Punt Return Yards**-- 128, Cooper, LA-R at Sea., 12/17, (7-128, 1 fc, 0 td)  
**Punt Returns**-- 7, Cooper, LA-R at Sea., 12/17, (7-128, 1 fc, 0 td)  
**Punt Returns**-- 7, Sherels, Minn. vs. Chi., 12/31, (7-51, 0 fc, 0 td)  
**Longest Punt Return**-- 88, Agnew, Det. at NY-G, 9/18, td  
**Interceptions**-- 2, (10 times in Non-Overtime Games)  
**Longest Interception Return**-- 96, Breeland, Wash. at LA-C, 12/10, td  
**Sacks**-- 6.0, Clayborn, Atl. vs. Dal., 11/12  
**Scrimmage Yards**-- 276, Gurley, LA-R at Tenn., 12/24, (Rush 22-118, Rec 10-158)  
**Longest Punt**-- 74, Ryan, Sea. at S.F., 11/26  
**Punts**-- 9, O'Donnell, Chi. at Balt., 10/15 (OT), (9-420, 46.7)  
**Punts**-- 9, (5 times in Non-Overtime Games)  
**Field Goals Made**-- 7, Zuerlein, LA-R at Dal., 10/1, (7-7, 49 lg)  
**Longest Field Goal**-- 61, Elliott, Phil. vs. NY-G, 9/24

**WEEK 17 / THROUGH SUNDAY, DECEMBER 31, 2017**

**300-Yard Passing Games**

506, Roethlisberger, PIT vs. BAL 12/10 (44-66, 2 TD)  
452, Wilson, SEA vs. HOU 10/29 (26-41, 4 TD)  
447, Brady, NE at NO 09/17 (30-39, 3 TD)  
434, Manning, NYG vs. PHI 12/17 (37-57, 3 TD)  
**434, Rivers, LAC at DAL 11/23 (27-33, 3 TD)**  
423, Stafford, DET vs. PIT 10/29 (27-45, 0 TD)  
417, Carr, OAK vs. KC 10/19 (29-52, 3 TD)  
402, Watson, HOU at SEA 10/29 (19-30, 4 TD)  
**387, Rivers, LAC vs. OAK 12/31 (28-37, 3 TD)**  
385, Brees, NO vs. WAS 11/19 (ot) (29-41, 2 TD)  
384, Winston, TB at BUF 10/22 (32-44, 3 TD)  
382, Bortles, JAX at SF 12/24 (32-50, 2 TD)  
381, Stafford, DET at TB 12/10 (36-44, 1 TD)  
381, Garoppolo, SF vs. TEN 12/17 (31-43, 1 TD)  
378, Brady, NE vs. HOU 09/24 (25-35, 5 TD)  
376, Siemian, DEN vs. NYG 10/15 (29-50, 1 TD)  
373, Wilson, SEA at TEN 09/24 (29-49, 4 TD)  
369, Keenum, MIN vs. TB 09/24 (25-33, 3 TD)  
368, A. Smith, KC at NE 09/07 (28-35, 4 TD)  
367, Winston, TB at CAR 12/24 (21-27, 1 TD)  
366, Manning, NYG at PHI 09/24 (35-47, 3 TD)  
366, A. Smith, KC at NYJ 12/03 (19-33, 4 TD)  
365, Savage, HOU at TEN 12/03 (31-49, 1 TD)  
365, Cousins, WAS vs. OAK 09/24 (25-30, 3 TD)  
363, Winston, TB vs. NO 12/31 (28-51, 1 TD)  
361, Stafford, DET at GB 11/06 (26-33, 2 TD)  
357, Palmer, ARI vs. SF 10/01 (ot) (33-51, 1 TD)  
356, Brees, NO vs. NE 09/17 (27-45, 2 TD)  
355, Newton, CAR at DET 10/08 (26-33, 3 TD)  
355, Goff, LAR vs. HOU 11/12 (25-37, 3 TD)  
354, Goff, LAR vs. NO 11/26 (28-43, 2 TD)  
354, McCown, NYJ vs. NE 10/15 (31-47, 2 TD)  
353, Hoyer, SF at IND 10/08 (ot) (29-46, 2 TD)  
351, Roethlisberger, PIT vs. GB 11/26 (33-45, 4 TD)  
348, Wentz, PHI at SEA 12/03 (29-45, 1 TD)  
**347, Rivers, LAC vs. PHI 10/01 (22-38, 2 TD)**  
346, Bradford, MIN vs. NO 09/11 (27-32, 3 TD)  
**344, Rivers, LAC vs. CLE 12/03 (31-43, 1 TD)**  
343, A. Rodgers, GB at ATL 09/17 (33-50, 2 TD)  
342, A. Smith, KC at OAK 10/19 (25-36, 3 TD)  
340, Brady, NE at OAK 11/19 (30-37, 3 TD)  
334, Garoppolo, SF at HOU 12/10 (20-33, 1 TD)  
334, Wilson, SEA at NYG 10/22 (27-39, 3 TD)  
334, Winston, TB vs. NE 10/05 (26-46, 1 TD)  
333, Wentz, PHI at KC 09/17 (25-46, 2 TD)  
333, Brady, NE vs. LAC 10/29 (32-47, 1 TD)  
332, Palmer, ARI at IND 09/17 (ot) (19-36, 1 TD)  
332, Prescott, DAL at NYG 12/10 (20-30, 3 TD)  
332, Winston, TB vs. NYG 10/01 (22-38, 3 TD)  
332, Hoyer, SF vs. LAR 09/21 (23-37, 2 TD)  
331, Brees, NO at GB 10/22 (27-38, 1 TD)  
331, McCown, NYJ vs. KC 12/03 (26-36, 1 TD)  
**331, Rivers, LAC vs. MIA 09/17 (31-39, 1 TD)**  
330, Cousins, WAS vs. SF 10/15 (25-37, 2 TD)  
330, Bortles, JAX at IND 10/22 (18-26, 1 TD)  
328, Dalton, CIN vs. BUF 10/08 (22-36, 1 TD)  
328, Winston, TB at MIN 09/24 (28-40, 2 TD)  
327, Cousins, WAS vs. MIN 11/12 (26-45, 1 TD)  
326, Bortles, JAX vs. HOU 12/17 (21-29, 3 TD)  
325, Palmer, ARI vs. DAL 09/25 (29-48, 2 TD)  
324, A. Smith, KC at HOU 10/08 (29-37, 3 TD)  
323, Stafford, DET vs. GB 12/31 (20-29, 3 TD)  
322, Cousins, WAS at NO 11/19 (ot) (22-32, 3 TD)  
321, Ryan, ATL at CHI 09/10 (21-30, 1 TD)  
**319, Rivers, LAC vs. WAS 12/10 (18-31, 2 TD)**  
317, Ryan, ATL vs. TB 11/26 (26-35, 1 TD)  
317, Ryan, ATL vs. CAR 12/31 (28-45, 1 TD)  
317, Roethlisberger, PIT at DET 10/29 (17-31, 1 TD)  
316, Newton, CAR at NE 10/01 (22-29, 3 TD)  
314, Trubisky, CHI at DET 12/16 (31-46, 1 TD)  
314, Kizer, CLE at PIT 12/31 (16-30, 2 TD)  
314, Brissett, IND vs. SF 10/08 (ot) (22-34, 0 TD)  
313, Ryan, ATL at CAR 11/05 (24-38, 2 TD)  
313, A. Rodgers, GB vs. CIN 09/24 (ot) (28-42, 3 TD)  
313, Carr, OAK at BUF 10/29 (31-49, 1 TD)  
312, Roethlisberger, PIT vs. JAX 10/08 (33-55, 0 TD)  
312, Stafford, DET at NO 10/15 (25-52, 3 TD)  
311, Cutler, MIA vs. OAK 11/05 (34-42, 3 TD)  
311, Goff, LAR at NYG 11/05 (14-22, 4 TD)

100-Yard Receiving Games

- 253, Ju. Jones, ATL vs. TB 11/26 (12 rec., 2 TD)
- 224, Hopkins, HOU at SEA 10/29 (8 rec., 1 TD)
- 213, Brown, PIT vs. BAL 12/10 (11 rec., 0 TD)
- 210, Cooper, OAK vs. KC 10/19 (11 rec., 2 TD)
- 193, Smith-Schuster, PIT at DET 10/29 (7 rec., 1 TD)
- 189, Green, CIN vs. BUF 10/08 (7 rec., 1 TD)
- 186, Cole, JAX vs. HOU 12/17 (7 rec., 1 TD)
- 185, Hill, KC at NYJ 12/03 (6 rec., 2 TD)
- 182, Brown, PIT at CLE 09/10 (11 rec., 0 TD)
- 180, Stills, MIA vs. TB 11/19 (7 rec., 1 TD)
- 177, Hilton, IND vs. SF 10/08 (ot) (7 rec., 0 TD)
- 175, Dickson, CAR at DET 10/08 (5 rec., 0 TD)
- 175, Hilton, IND at HOU 11/05 (5 rec., 2 TD)
- 173, Diggs, MIN vs. TB 09/24 (8 rec., 2 TD)
- 172, Allen, LAC at DAL 11/23 (11 rec., 1 TD)
- 171, Woods, LAR vs. HOU 11/12 (8 rec., 2 TD)
- 169, Brown, PIT vs. GB 11/26 (10 rec., 2 TD)
- 168, Gronkowski, NE at PIT 12/17 (9 rec., 0 TD)
- 166, Thielen, MIN at WAS 11/12 (8 rec., 1 TD)
- 159, Allen, LAC vs. BUF 11/19 (12 rec., 2 TD)
- 158, Gurley, LAR at TEN 12/24 (10 rec., 2 TD)
- 157, Brown, PIT vs. JAX 10/08 (10 rec., 0 TD)
- 157, Kearse, NYJ vs. KC 12/03 (9 rec., 0 TD)
- 157, Thielen, MIN vs. NO 09/11 (9 rec., 0 TD)
- 155, Brown, PIT at KC 10/15 (8 rec., 1 TD)
- 153, Hilton, IND vs. CLE 09/24 (7 rec., 1 TD)
- 150, Thompson, WAS vs. OAK 09/24 (6 rec., 1 TD)
- 149, Fitzgerald, ARI vs. DAL 09/25 (13 rec., 1 TD)
- 149, Hopkins, HOU vs. SF 12/10 (11 rec., 2 TD)
- 149, Cooks, NE at OAK 11/19 (6 rec., 1 TD)
- 149, Ju. Jones, ATL at NO 12/24 (7 rec., 0 TD)
- 147, A. Wilson, KC at DEN 12/31 (10 rec., 0 TD)
- 147, Gronkowski, NE at BUF 12/03 (9 rec., 0 TD)
- 146, Anderson, NYJ vs. CAR 11/26 (6 rec., 2 TD)
- 144, Brown, PIT vs. TEN 11/16 (10 rec., 3 TD)
- 143, Smith-Schuster, PIT vs. CLE 12/31 (9 rec., 1 TD)
- 142, Shepard, NYG at SF 11/12 (11 rec., 0 TD)
- 142, Garcon, SF vs. LAR 09/21 (7 rec., 0 TD)
- 141, Ginn, NO at GB 10/22 (7 rec., 0 TD)
- 141, Crowder, WAS vs. NYG 11/23 (7 rec., 1 TD)
- 141, Agholor, PHI at SEA 12/03 (7 rec., 1 TD)
- 141, Te. Williams, DAL vs. KC 11/05 (9 rec., 0 TD)
- 139, Shepard, NYG vs. PHI 12/17 (11 rec., 1 TD)
- 138, Fitzgerald, ARI vs. TB 10/15 (10 rec., 1 TD)
- 138, Allen, LAC vs. PHI 10/01 (5 rec., 0 TD)
- 137, Sanders, DEN vs. NE 11/12 (6 rec., 0 TD)
- 133, Hill, KC at NE 09/07 (7 rec., 1 TD)
- 133, Shepard, NYG at PHI 09/24 (7 rec., 1 TD)
- 133, Wallace, BAL at OAK 10/08 (3 rec., 0 TD)
- 133, De. Thomas, DEN vs. NYG 10/15 (10 rec., 0 TD)
- 133, Kelce, KC vs. DEN 10/30 (7 rec., 1 TD)
- 133, Allen, LAC vs. OAK 12/31 (9 rec., 1 TD)
- 132, Ty. Williams, LAC vs. WAS 12/10 (4 rec., 1 TD)
- 131, Cooks, NE vs. HOU 09/24 (5 rec., 2 TD)
- 128, M. Jones, DET vs. PIT 10/29 (6 rec., 0 TD)
- 128, Hooper, ATL at CHI 09/10 (2 rec., 1 TD)
- 126, D. Adams, GB vs. BAL 11/19 (8 rec., 0 TD)
- 126, J. Cook, OAK at MIA 11/05 (8 rec., 0 TD)
- 125, Hopkins, HOU at BAL 11/27 (7 rec., 0 TD)
- 125, W. Fuller, HOU at SEA 10/29 (5 rec., 2 TD)
- 125, Hill, KC at OAK 10/19 (6 rec., 1 TD)
- 123, Thielen, MIN vs. LAR 11/19 (6 rec., 1 TD)
- 123, Crowder, WAS vs. DAL 10/29 (9 rec., 0 TD)
- 122, Allison, GB vs. CIN 09/24 (ot) (6 rec., 0 TD)
- 121, Doyle, IND at CIN 10/29 (12 rec., 1 TD)
- 121, Lockett, SEA vs. HOU 10/29 (6 rec., 0 TD)
- 120, Nelson, ARI at IND 09/17 (ot) (5 rec., 1 TD)
- 119, Fitzgerald, ARI vs. NYG 12/24 (9 rec., 1 TD)
- 118, Kupp, LAR vs. PHI 12/10 (5 rec., 1 TD)
- 118, Ju. Jones, ATL at CAR 11/05 (6 rec., 0 TD)
- 117, Thomas, NO at BUF 11/12 (9 rec., 0 TD)
- 117, Thomas, NO at ATL 12/07 (10 rec., 1 TD)
- 116, Goodwin, SF at IND 10/08 (ot) (5 rec., 0 TD)
- 116, Kupp, LAR vs. NO 11/26 (8 rec., 0 TD)
- 116, Olsen, CAR vs. GB 12/17 (9 rec., 1 TD)
- 116, Gronkowski, NE at NO 09/17 (6 rec., 1 TD)
- 116, Wallace, BAL vs. DET 12/03 (5 rec., 0 TD)
- 115, Ty. Williams, LAC vs. PHI 10/01 (5 rec., 1 TD)
- 115, Green, CIN at TEN 11/12 (5 rec., 1 TD)

115, Gordon, CLE at PIT 12/31 (4 rec., 0 TD)  
115, Cooper, OAK at LAC 12/31 (3 rec., 1 TD)  
114, Smith-Schuster, PIT vs. NE 12/17 (6 rec., 0 TD)  
114, Goodwin, SF vs. TEN 12/17 (10 rec., 0 TD)  
114, McKinnon, MIN vs. CIN 12/17 (7 rec., 0 TD)  
113, Matthews, TEN at PIT 11/16 (5 rec., 1 TD)  
113, Fitzgerald, ARI vs. SEA 11/09 (10 rec., 0 TD)  
113, Tate, DET at GB 11/06 (7 rec., 0 TD)  
113, R. Smith, DAL at NYG 12/10 (5 rec., 1 TD)  
112, C. Clay, BUF at ATL 10/01 (5 rec., 0 TD)  
111, Godwin, TB vs. NO 12/31 (7 rec., 1 TD)  
111, Allen, LAC vs. WAS 12/10 (6 rec., 0 TD)  
111, Kelce, KC vs. WAS 10/02 (7 rec., 1 TD)  
111, Green, CIN at GB 09/24 (ot) (10 rec., 1 TD)  
111, Hopkins, HOU at LAR 11/12 (7 rec., 0 TD)  
110, Brown, PIT at CHI 09/24 (ot) (10 rec., 1 TD)  
109, M. Jones, DET vs. MIN 11/23 (6 rec., 2 TD)  
109, Kelce, KC at NYG 11/19 (ot) (8 rec., 0 TD)  
109, Hill, KC vs. MIA 12/24 (6 rec., 0 TD)  
108, Baldwin, SEA vs. WAS 11/05 (7 rec., 1 TD)  
108, Ju. Jones, ATL vs. GB 09/17 (5 rec., 0 TD)  
108, Funchess, CAR at NYJ 11/26 (7 rec., 0 TD)  
108, Woods, LAR at SF 09/21 (6 rec., 0 TD)  
108, Cole, JAX at SF 12/24 (6 rec., 0 TD)  
107, M. Evans, TB at CAR 12/24 (6 rec., 0 TD)  
107, Wright, CHI at CIN 12/10 (10 rec., 0 TD)  
107, Hopkins, HOU vs. TEN 10/01 (10 rec., 1 TD)  
107, Anderson, NYJ vs. KC 12/03 (8 rec., 0 TD)  
107, Grant, MIA at KC 12/24 (4 rec., 1 TD)  
107, Thompson, BUF vs. TB 10/22 (4 rec., 0 TD)  
107, Tate, DET vs. ARI 09/10 (10 rec., 0 TD)  
107, J. Cook, OAK vs. KC 10/19 (6 rec., 0 TD)  
107, M. Jones, DET at GB 11/06 (7 rec., 2 TD)  
106, Goodwin, SF at HOU 12/10 (6 rec., 0 TD)  
106, Watkins, LAR at SF 09/21 (6 rec., 2 TD)  
106, Bell, PIT at CIN 12/04 (5 rec., 1 TD)  
106, Jackson, TB vs. NE 10/05 (5 rec., 0 TD)  
105, Benjamin, LAC vs. KC 09/24 (5 rec., 0 TD)  
105, P. Richardson, SEA vs. HOU 10/29 (6 rec., 2 TD)  
105, Thielen, MIN at CAR 12/10 (6 rec., 1 TD)  
105, Kearse, NYJ vs. CAR 11/26 (7 rec., 1 TD)  
105, Thompson, WAS vs. SF 10/15 (4 rec., 0 TD)  
105, Baldwin, SEA at TEN 09/24 (10 rec., 1 TD)  
105, Allen, LAC vs. CLE 12/03 (10 rec., 1 TD)  
105, Ja. Brown, ARI vs. SF 10/01 (ot) (8 rec., 0 TD)  
104, Anderson, NYJ vs. ATL 10/29 (6 rec., 1 TD)  
104, Rogers, IND vs. PIT 11/12 (6 rec., 1 TD)  
104, Tate, DET vs. GB 12/31 (7 rec., 1 TD)  
104, Benjamin, CAR at NE 10/01 (4 rec., 0 TD)  
103, Ertz, PHI vs. CHI 11/26 (10 rec., 1 TD)  
103, Kelce, KC vs. PHI 09/17 (8 rec., 1 TD)  
102, Humphries, TB vs. NO 12/31 (7 rec., 0 TD)  
101, Hurns, JAX at IND 10/22 (5 rec., 0 TD)  
101, McCaffrey, CAR vs. NO 09/24 (9 rec., 0 TD)  
101, Brown, PIT at CIN 12/04 (8 rec., 1 TD)  
101, Kamara, NO at LAR 11/26 (6 rec., 1 TD)  
100, Kittle, SF at LAR 12/31 (4 rec., 0 TD)  
100, T. Smith, PHI at LAR 12/10 (6 rec., 0 TD)  
100, Hilton, IND at BAL 12/23 (6 rec., 0 TD)  
100, Allen, LAC vs. MIA 09/17 (9 rec., 0 TD)  
100, Amendola, NE vs. KC 09/07 (6 rec., 0 TD)

**100-Yard Rushing Games**

181, Fournette, JAX at PIT 10/08 (28 att., 2 TD)  
179, Bell, PIT at KC 10/15 (32 att., 1 TD)  
172, K. Hunt, KC at LAC 09/24 (17 att., 1 TD)  
167, Howard, CHI at BAL 10/15 (ot) (36 att., 0 TD)  
163, Powell, NYJ vs. JAX 10/01 (ot) (21 att., 1 TD)  
159, A. Peterson, ARI at SF 11/05 (37 att., 0 TD)  
158, C. Anderson, DEN at IND 12/14 (30 att., 0 TD)  
156, McCoy, BUF vs. IND 12/10 (ot) (32 att., 1 TD)  
155, K. Hunt, KC vs. LAC 12/16 (24 att., 1 TD)  
154, Darkwa, NYG vs. WAS 12/31 (20 att., 1 TD)  
152, Gurley, LAR at SEA 12/17 (21 att., 3 TD)  
151, McCoy, BUF vs. OAK 10/29 (27 att., 1 TD)  
150, E. Elliott, DAL at WAS 10/29 (33 att., 2 TD)  
148, K. Hunt, KC at NE 09/07 (17 att., 1 TD)  
147, E. Elliott, DAL at SF 10/22 (26 att., 2 TD)  
147, Howard, CHI at CIN 12/10 (23 att., 2 TD)  
145, Powell, NYJ vs. LAC 12/24 (19 att., 1 TD)  
144, Bell, PIT at BAL 10/01 (35 att., 2 TD)  
140, Howard, CHI vs. PIT 09/24 (ot) (23 att., 2 TD)  
136, Blount, PHI at LAC 10/01 (16 att., 0 TD)  
134, Bell, PIT vs. CIN 10/22 (35 att., 0 TD)  
134, A. Peterson, ARI vs. TB 10/15 (26 att., 2 TD)  
134, Ingram, NO vs. WAS 11/19 (ot) (11 att., 1 TD)  
132, Gordon, LAC at NE 10/29 (14 att., 1 TD)  
131, Henry, TEN vs. IND 10/16 (19 att., 1 TD)  
131, A. Jones, GB vs. NO 10/22 (17 att., 1 TD)  
131, Ingram, NO at BUF 11/12 (21 att., 3 TD)  
130, Ajayi, MIA at ATL 10/15 (26 att., 0 TD)  
130, Gore, IND at BUF 12/10 (ot) (36 att., 0 TD)  
130, Fournette, JAX vs. LAR 10/15 (21 att., 1 TD)  
129, D. Lewis, NE vs. BUF 12/24 (24 att., 1 TD)  
127, Cook, MIN vs. NO 09/11 (22 att., 0 TD)  
127, Morris, DAL vs. WAS 11/30 (27 att., 1 TD)  
126, Freeman, ATL at TB 12/18 (22 att., 1 TD)  
125, Howard, CHI vs. DET 11/19 (15 att., 1 TD)  
125, A. Jones, GB at DAL 10/08 (19 att., 1 TD)  
124, Hyde, SF at SEA 09/17 (15 att., 0 TD)  
122, Ajayi, MIA at LAC 09/17 (28 att., 0 TD)  
122, Yeldon, JAX at IND 10/22 (9 att., 1 TD)  
121, Gurley, LAR at DAL 10/01 (23 att., 0 TD)  
121, Crowell, CLE vs. GB 12/10 (ot) (19 att., 0 TD)  
120, Collins, BAL at PIT 12/10 (18 att., 1 TD)  
120, Drake, MIA vs. DEN 12/03 (23 att., 1 TD)  
118, C. Anderson, DEN vs. DAL 09/17 (25 att., 1 TD)  
118, Gurley, LAR at TEN 12/24 (22 att., 0 TD)  
117, Bell, PIT vs. NE 12/17 (24 att., 1 TD)  
117, Perine, WAS at NO 11/19 (ot) (23 att., 1 TD)  
117, Darkwa, NYG at DEN 10/15 (21 att., 0 TD)  
116, E. Elliott, DAL vs. GB 10/08 (29 att., 0 TD)  
116, K. Hunt, KC vs. OAK 12/10 (25 att., 1 TD)  
116, Bernard, CIN vs. DET 12/24 (23 att., 1 TD)  
116, Gurley, LAR at JAX 10/15 (23 att., 0 TD)  
115, Murray, TEN vs. SEA 09/24 (14 att., 1 TD)  
114, Drake, MIA vs. NE 12/11 (25 att., 0 TD)  
114, Mixon, CIN vs. CLE 11/26 (23 att., 1 TD)  
114, Ingram, NO vs. DET 10/15 (25 att., 2 TD)  
114, McCoy, BUF at LAC 11/19 (13 att., 1 TD)  
113, Williams, GB vs. TB 12/03 (ot) (21 att., 1 TD)  
113, Murray, MIN vs. BAL 10/22 (18 att., 1 TD)  
113, Collins, BAL vs. MIA 10/26 (18 att., 0 TD)  
113, Gurley, LAR at SF 09/21 (28 att., 2 TD)  
112, D. Lewis, NE vs. MIA 11/26 (15 att., 0 TD)  
111, Murray, MIN vs. CHI 12/31 (20 att., 2 TD)  
111, Fournette, JAX at CLE 11/19 (28 att., 0 TD)  
110, Stewart, CAR vs. MIA 11/13 (17 att., 0 TD)  
110, McCoy, BUF vs. NYJ 09/10 (22 att., 0 TD)  
109, Henry, TEN vs. HOU 12/03 (11 att., 1 TD)  
108, Blue, HOU vs. PIT 12/25 (16 att., 0 TD)  
107, K. Hunt, KC at HOU 10/08 (29 att., 0 TD)  
106, Freeman, ATL at DET 09/24 (21 att., 1 TD)  
106, Kamara, NO at BUF 11/12 (12 att., 1 TD)  
106, Gurley, LAR vs. ARI 10/22 (22 att., 1 TD)  
105, Ingram, NO at GB 10/22 (22 att., 1 TD)  
105, Gordon, LAC at NYG 10/08 (20 att., 0 TD)  
104, E. Elliott, DAL vs. NYG 09/10 (24 att., 0 TD)  
103, E. Elliott, DAL at PHI 12/31 (27 att., 0 TD)  
103, Stewart, CAR vs. MIN 12/10 (16 att., 3 TD)  
102, Howard, CHI at NO 10/29 (23 att., 0 TD)  
102, Barber, TB at GB 12/03 (ot) (23 att., 0 TD)

AFC / LEADING PASSERS

Player, Team	Pct				Avg		Pct			Pct		Rating
	Att	Comp	Comp	Yds	Gain	TD	TD	Long	Int	Int	Points	
A. Smith, K.C.	505	341	67.5	4042	8.00	26	5.1	79t	5	1.0	104.7	
Brady, N.E.	581	385	66.3	4577	7.88	32	5.5	64t	8	1.4	102.8	
Rivers, LA-C	575	360	62.6	4515	7.85	28	4.9	75t	10	1.7	96.0	
McCown, NY-J	397	267	67.3	2926	7.37	18	4.5	69t	9	2.3	94.5	
Roethlisberger, Pit.	561	360	64.2	4251	7.58	28	5.0	97t	14	2.5	93.4	
Taylor, Buf.	420	263	62.6	2799	6.66	14	3.3	47	4	1.0	89.2	
Dalton, Cin.	496	297	59.9	3320	6.69	25	5.0	77t	12	2.4	86.6	
Carr, Oak.	515	323	62.7	3496	6.79	22	4.3	87t	13	2.5	86.4	
Bortles, Jac.	523	315	60.2	3687	7.05	21	4.0	75t	13	2.5	84.7	
Brissett, Ind.	469	276	58.8	3098	6.61	13	2.8	80t	7	1.5	81.7	
Cutler, Mia.	429	266	62.0	2666	6.21	19	4.4	65t	14	3.3	80.8	
Flacco, Bal.	549	352	64.1	3141	5.72	18	3.3	66	13	2.4	80.4	
Mariota, Ten.	453	281	62.0	3232	7.13	13	2.9	75t	15	3.3	79.3	
Siemian, Den.	349	206	59.0	2285	6.55	12	3.4	44	14	4.0	73.3	
*Kizer, Cle.	476	255	53.6	2894	6.08	11	2.3	56t	22	4.6	60.5	

AFC / LEADING PASSERS, RANKS

Player, Team	Pct				Avg		Pct			Pct		Rating
	Att	Comp	Comp	Yds	Gain	TD	TD	Long	Int	Int	Points	
A. Smith, K.C.	7	5	1	4	1	4	2		2	2	1	
Brady, N.E.	1	1	3	1	2	1	1		4	3	2	
Rivers, LA-C	2	2t	8	2	3	2t	5		6	5	3	
McCown, NY-J	14	11	2	11	5	10t	6		5	6	4	
Roethlisberger, Pit.	3	2t	4	3	4	2t	4		11t	10	5	
Taylor, Buf.	13	13	7	13	10	12	11		1	1	6	
Dalton, Cin.	8	8	12	7	9	5	3		7	8	7	
Carr, Oak.	6	6	6	6	8	6	8		8t	11	8	
Bortles, Jac.	5	7	11	5	7	7	9		8t	9	9	
Brissett, Ind.	10	10	14	10	11	13t	14		3	4	10	
Cutler, Mia.	12	12	10	14	13	8t	7		11t	12	11	
Flacco, Bal.	4	4	5	9	15	10t	12		8t	7	12	
Mariota, Ten.	11	9	9	8	6	13t	13		14	13	13	
Siemian, Den.	15	15	13	15	12	15	10		11t	14	14	
*Kizer, Cle.	9	14	15	12	14	16	15		15	15	15	

AFC / FOURTH-QUARTER PASSING LEADERS

Rank	Player, Team	Att	Comp	Comp%	Yards	YPA	TD	TD%	Int	Int%	Rating
1)	Roethlisberger, Pit.	144	97	67.4	1211	8.41	8	5.6	4	2.8	100.2
2)	Brady, N.E.	125	79	63.2	906	7.25	6	4.8	1	0.8	97.6
3)	*Watson, Hou.	58	33	56.9	588	10.14	6	10.3	4	6.9	97.5
4)	Hoyer, S.F.-N.E.	63	35	55.6	372	5.90	4	6.3	0	0.0	94.1
5)	Rivers, LA-C	133	79	59.4	912	6.86	8	6.0	3	2.3	90.8
6)	A. Smith, K.C.	137	88	64.2	996	7.27	5	3.6	3	2.2	88.9
7)	Moore, Mia.	53	33	62.3	417	7.87	4	7.5	3	5.7	88.3
8)	Taylor, Buf.	89	59	66.3	573	6.44	2	2.2	1	1.1	87.0
9)	Carr, Oak.	177	109	61.6	1175	6.64	8	4.5	4	2.3	86.7
10)	McCown, NY-J	107	71	66.4	788	7.36	4	3.7	4	3.7	84.9
11)	Cutler, Mia.	132	76	57.6	821	6.22	5	3.8	2	1.5	82.3
12)	Flacco, Bal.	139	87	62.6	680	4.89	5	3.6	3	2.2	77.6
13)	Dalton, Cin.	111	60	54.1	648	5.84	3	2.7	1	0.9	76.7
14)	Oswelier, Den.	58	34	58.6	283	4.88	2	3.4	1	1.7	75.6
15)	Siemian, Den.	99	61	61.6	700	7.07	4	4.0	5	5.1	75.3
16)	Mariota, Ten.	120	65	54.2	701	5.84	5	4.2	4	3.3	71.6
17)	Petty, NY-J	43	23	53.5	228	5.30	1	2.3	1	2.3	66.8
18)	Savage, Hou.	60	34	56.7	434	7.23	1	1.7	3	5.0	64.2
19)	Brissett, Ind.	137	76	55.5	712	5.20	1	0.7	3	2.2	63.3
20)	Bortles, Jac.	118	66	55.9	693	5.87	2	1.7	7	5.9	54.1
21)	*Kizer, Cle.	164	81	49.4	906	5.52	2	1.2	9	5.5	47.5

AFC / THIRD-DOWN PASSING LEADERS

Rank	Player, Team	Att	Comp	Comp%	Yards	YPA	TD	TD%	Int	Int%	Rating
1)	McCown, NY-J	124	86	69.4	1044	8.42	6	4.8	3	2.4	101.0
2)	A. Smith, K.C.	130	77	59.2	964	7.42	6	4.6	1	0.8	94.5
3)	Taylor, Buf.	131	87	66.4	907	6.92	6	4.6	3	2.3	92.0
4)	Rivers, LA-C	163	99	60.7	1314	8.06	7	4.3	6	3.7	85.3
5)	Roethlisberger, Pit.	157	94	59.9	1221	7.78	10	6.4	8	5.1	84.4
6)	Brady, N.E.	140	81	57.9	1019	7.28	9	6.4	6	4.3	84.2
7)	Flacco, Bal.	153	87	56.9	814	5.32	8	5.2	2	1.3	83.6
8)	Carr, Oak.	142	87	61.3	1007	7.09	6	4.2	5	3.5	82.1
9)	Dalton, Cin.	139	76	54.7	858	6.17	11	7.9	6	4.3	81.8
10)	Brissett, Ind.	142	79	55.6	936	6.59	4	2.8	2	1.4	79.4
11)	Siemian, Den.	102	57	55.9	678	6.65	4	3.9	4	3.9	73.1
12)	Mariota, Ten.	143	78	54.5	848	5.93	3	2.1	3	2.1	70.5
13)	Cutler, Mia.	110	63	57.3	634	5.76	3	2.7	4	3.6	67.8
14)	Bortles, Jac.	166	93	56.0	955	5.75	5	3.0	6	3.6	67.7
15)	*Kizer, Cle.	131	68	51.9	871	6.65	2	1.5	8	6.1	52.7

WEEK 17 / THROUGH SUNDAY, DECEMBER 31, 2017

AFC / LEADING RUSHERS

Rank	Player, Team	Att	Yards	Avg	Long	TD
1)	*K. Hunt, K.C.	272	1327	4.9	69t	8
2)	Bell, Pit.	321	1291	4.0	27	9
3)	McCoy, Buf.	287	1138	4.0	48t	6
4)	Gordon, LA-C	284	1105	3.9	87t	8
5)	*Fournette, Jac.	268	1040	3.9	90t	9
6)	C. Anderson, Den.	245	1007	4.1	40	3
7)	Collins, Bal.	212	973	4.6	50	6
8)	Gore, Ind.	261	961	3.7	21	3
9)	D. Lewis, N.E.	180	896	5.0	44	6
10)	Lynch, Oak.	207	891	4.3	51t	7
11)	L. Miller, Hou.	238	888	3.7	21	3
12)	Crowell, Cle.	206	853	4.1	59	2
13)	Powell, NY-J	178	772	4.3	75t	5
14)	Henry, Ten.	176	744	4.2	75t	5
15)	Murray, Ten.	184	659	3.6	75t	6
16)	Drake, Mia.	133	644	4.8	66t	3
17)	*Mixon, Cin.	178	626	3.5	25	4
18)	Allen, Bal.	153	591	3.9	37	4
19)	Bernard, Cin.	105	458	4.4	25	2
20)	Taylor, Buf. (QB)	84	427	5.1	32	4
21)	*Kizer, Cle. (QB)	77	419	5.4	20	5
22)	Gillislee, N.E.	104	383	3.7	16	5
23)	Ivory, Jac.	112	382	3.4	34	1
24)	Forte, NY-J	103	381	3.7	20	2
25)	*Mack, Ind.	93	358	3.8	35	3
26)	A. Smith, K.C. (QB)	60	355	5.9	70	1
27)	D. Johnson, Cle.	82	348	4.2	19t	4
28)	*Foreman, Hou.	78	327	4.2	39	2
29)	Bortles, Jac. (QB)	57	322	5.6	28	2
30)	*McGuire, NY-J	88	315	3.6	69t	1
31)	Mariota, Ten. (QB)	60	312	5.2	34t	5
32)	Booker, Den.	79	299	3.8	26	1
33)	Charles, Den.	69	296	4.3	19	1
34)	Richard, Oak.	56	275	4.9	52t	1
35)	*Watson, Hou. (QB)	36	269	7.5	49t	2
36)	Burkhead, N.E.	64	264	4.1	31	5
37)	Blue, Hou.	71	262	3.7	48	1
38t)	Brissett, Ind. (QB)	63	260	4.1	25	4
38t)	*Ekeler, LA-C	47	260	5.5	35t	2
40)	Yeldon, Jac.	49	253	5.2	58t	2
41)	C. Grant, Jac.	30	248	8.3	58	2
42)	Tolbert, Buf.	66	247	3.7	25	1
43)	Williams, Mia.	46	181	3.9	69	0
44)	White, N.E.	43	171	4.0	10	0
45)	Washington, Oak.	57	153	2.7	11	2
46)	*Conner, Pit.	32	144	4.5	23	0
47)	West, Bal.	39	138	3.5	13	2
48)	Siemian, Den. (QB)	31	127	4.1	15	1
49)	McCown, NY-J (QB)	37	124	3.4	22	5
50)	Patterson, Oak. (WR)	13	121	9.3	47t	2

AFC / THIRD-AND-ONE RUSHING LEADERS

Rank	Player, Team	Att	FD	Pct
1t)	Turbin, Ind.	7	7	100.0
1t)	Allen, Bal.	5	5	100.0
1t)	D. Johnson, Cle.	5	5	100.0
1t)	*Kizer, Cle.	5	5	100.0
5)	*K. Hunt, K.C.	9	8	88.9
6t)	Brady, N.E.	6	5	83.3
6t)	Ivory, Jac.	6	5	83.3
6t)	A. Smith, K.C.	6	5	83.3
9)	Lynch, Oak.	11	9	81.8
10t)	Gore, Ind.	10	8	80.0
10t)	McCoy, Buf.	10	8	80.0
10t)	Crowell, Cle.	5	4	80.0
13t)	Henry, Ten.	12	8	66.7
13t)	*Foreman, Hou.	6	4	66.7
15)	Bell, Pit.	8	5	62.5
16)	*Fournette, Jac.	7	4	57.1
17)	Gordon, LA-C	15	8	53.3

AFC / LEADERS IN RECEPTIONS

Rank	Player, Team	Rec	Yards	Avg	Long	TD
1)	Landry, Mia.	112	987	8.8	49	9
2)	Allen, LA-C	102	1393	13.7	51	6
3)	Brown, Pit.	101	1533	15.2	57	9
4)	Hopkins, Hou.	96	1378	14.4	72t	13
5)	Bell, Pit. (RB)	85	655	7.7	42	2
6t)	Kelce, K.C. (TE)	83	1038	12.5	44	8
6t)	De. Thomas, Den.	83	949	11.4	40	5
8)	Doyle, Ind. (TE)	80	690	8.6	26	4
9t)	Hill, K.C.	75	1183	15.8	79t	7
9t)	Green, Cin.	75	1078	14.4	77t	8
11t)	Walker, Ten. (TE)	74	807	10.9	42	3
11t)	D. Johnson, Cle. (RB)	74	693	9.4	41t	3
13)	Gronkowski, N.E. (TE)	69	1084	15.7	53t	8
14t)	Cooks, N.E.	65	1082	16.6	64t	7
14t)	Kearse, NY-J	65	810	12.5	51	5
16)	Anderson, NY-J	63	941	14.9	69t	7
17t)	Amendola, N.E.	61	659	10.8	27	2
17t)	Watson, Bal. (TE)	61	522	8.6	33t	4
19)	McCoy, Buf. (RB)	59	448	7.6	39	2
20t)	*Smith-Schuster, Pit.	58	917	15.8	97t	7
20t)	Stills, Mia.	58	847	14.6	61t	6
20t)	Crabtree, Oak.	58	618	10.7	41t	8
20t)	Gordon, LA-C (RB)	58	476	8.2	49	4
24t)	Hilton, Ind.	57	966	16.9	80t	4
24t)	Parker, Mia.	57	670	11.8	36	1
26t)	Lee, Jac.	56	702	12.5	45	3
26t)	White, N.E. (RB)	56	429	7.7	27	3
28t)	J. Cook, Oak. (TE)	54	688	12.7	35	2
28t)	Decker, Ten.	54	563	10.4	29	1
30t)	Matthews, Ten.	53	795	15.0	75t	4
30t)	*K. Hunt, K.C. (RB)	53	455	8.6	78t	3
32t)	Wallace, Bal.	52	748	14.4	66	4
32t)	LaFell, Cin.	52	548	10.5	45	3
34t)	Bryant, Pit.	50	603	12.1	51	3
34t)	Seferian-Jenkins, NY-J (TE)	50	357	7.1	28	3
36)	C. Clay, Buf. (TE)	49	558	11.4	44	2
37t)	Benjamin, Car.-Buf.	48	692	14.4	43	3
37t)	Cooper, Oak.	48	680	14.2	87t	7
39)	Sanders, Den.	47	555	11.8	38	2
40)	Allen, Bal. (RB)	46	250	5.4	20	2
41)	Henry, LA-C (TE)	45	579	12.9	34	4
42t)	Ty. Williams, LA-C	43	728	16.9	75t	4
42t)	Roberts, Oak.	43	455	10.6	29	1
42t)	Bernard, Cin. (RB)	43	389	9.0	61t	2
42t)	James, Pit. (TE)	43	372	8.7	32	3
46t)	*Cole, Jac.	42	748	17.8	75t	3
46t)	A. Wilson, K.C.	42	554	13.2	63t	3
46t)	Kroft, Cin. (TE)	42	404	9.6	59	7
49)	J. Thomas, Mia. (TE)	41	388	9.5	27	3
50)	Maclin, Bal.	40	440	11.0	48t	3

AFC / RECEIVING YARDAGE LEADERS

Rank	Player, Team	Yards	Rec	Avg	Long	TD
1)	Brown, Pit.	1533	101	15.2	57	9
2)	Allen, LA-C	1393	102	13.7	51	6
3)	Hopkins, Hou.	1378	96	14.4	72t	13
4)	Hill, K.C.	1183	75	15.8	79t	7
5)	Gronkowski, N.E. (TE)	1084	69	15.7	53t	8
6)	Cooks, N.E.	1082	65	16.6	64t	7
7)	Green, Cin.	1078	75	14.4	77t	8
8)	Kelce, K.C. (TE)	1038	83	12.5	44	8
9)	Landry, Mia.	987	112	8.8	49	9
10)	Hilton, Ind.	966	57	16.9	80t	4
11)	De. Thomas, Den.	949	83	11.4	40	5
12)	Anderson, NY-J	941	63	14.9	69t	7
13)	*Smith-Schuster, Pit.	917	58	15.8	97t	7
14)	Stillis, Mia.	847	58	14.6	61t	6
15)	Kearse, NY-J	810	65	12.5	51	5
16)	Walker, Ten. (TE)	807	74	10.9	42	3
17)	Matthews, Ten.	795	53	15.0	75t	4
18t)	*Cole, Jac.	748	42	17.8	75t	3
18t)	Wallace, Bal.	748	52	14.4	66	4
20)	Ty. Williams, LA-C	728	43	16.9	75t	4
21)	Lee, Jac.	702	56	12.5	45	3
22)	D. Johnson, Cle. (RB)	693	74	9.4	41t	3
23)	Benjamin, Car.-Buf.	692	48	14.4	43	3
24)	Doyle, Ind. (TE)	690	80	8.6	26	4
25)	J. Cook, Oak. (TE)	688	54	12.7	35	2
26)	Cooper, Oak.	680	48	14.2	87t	7
27)	Parker, Mia.	670	57	11.8	36	1
28)	Amendola, N.E.	659	61	10.8	27	2
29)	Bell, Pit. (RB)	655	85	7.7	42	2
30)	Crabtree, Oak.	618	58	10.7	41t	8
31)	Bryant, Pit.	603	50	12.1	51	3
32)	Henry, LA-C (TE)	579	45	12.9	34	4
33)	Benjamin, LA-C	567	34	16.7	62t	4
34)	Decker, Ten.	563	54	10.4	29	1
35)	C. Clay, Buf. (TE)	558	49	11.4	44	2
36t)	Sanders, Den.	555	47	11.8	38	2
36t)	Thompson, Chi.-Buf.	555	38	14.6	46	2
38)	A. Wilson, K.C.	554	42	13.2	63t	3
39)	LaFell, Cin.	548	52	10.5	45	3
40)	Watson, Bal. (TE)	522	61	8.6	33t	4
41)	Hurns, Jac.	484	39	12.4	50	2
42)	Gordon, LA-C (RB)	476	58	8.2	49	4
43t)	*K. Hunt, K.C. (RB)	455	53	8.6	78t	3
43t)	Roberts, Oak.	455	43	10.6	29	1
45)	McCoy, Buf. (RB)	448	59	7.6	39	2
46)	Maclin, Bal.	440	40	11.0	48t	3
47)	Hogan, N.E.	439	34	12.9	47t	5
48)	White, N.E. (RB)	429	56	7.7	27	3
49)	W. Fuller, Hou.	423	28	15.1	59t	7
50)	Kroft, Cin. (TE)	404	42	9.6	59	7

AFC / THIRD-DOWN RECEIVING LEADERS

Rank	Player, Team	Rec	Yards	Avg	Long	TD
1)	Allen, LA-C	36	552	15.3	50	2
2)	Landry, Mia.	28	272	9.7	49	2
3)	D. Johnson, Cle. (RB)	27	285	10.6	34	0
4)	Brown, Pit.	25	424	17.0	57	1
5t)	Hopkins, Hou.	24	349	14.5	40	3
5t)	De. Thomas, Den.	24	328	13.7	40	1
7t)	Lee, Jac.	22	238	10.8	31	2
7t)	McCoy, Buf. (RB)	22	178	8.1	24	1
9t)	Kelce, K.C. (TE)	20	245	12.3	32	2
9t)	White, N.E. (RB)	20	162	8.1	27	1
11t)	Hilton, Ind.	19	362	19.1	80t	2
11t)	*Smith-Schuster, Pit.	19	315	16.6	97t	4
13t)	Hill, K.C.	18	313	17.4	64t	1
13t)	Gronkowski, N.E. (TE)	18	305	16.9	53t	3
13t)	Amendola, N.E.	18	217	12.1	27	1
13t)	Walker, Ten. (TE)	18	181	10.1	19	0
13t)	Doyle, Ind. (TE)	18	174	9.7	15	1
18t)	Green, Cin.	17	260	15.3	47	6
18t)	Anderson, NY-J	17	243	14.3	41	1
18t)	Murray, Ten. (RB)	17	127	7.5	18	1
21t)	Kearse, NY-J	16	282	17.6	51	2
21t)	Matthews, Ten.	16	236	14.8	25	1
21t)	Bryant, Pit.	16	226	14.1	39	1
21t)	J. Cook, Oak. (TE)	16	207	12.9	35	0
21t)	Sanders, Den.	16	204	12.8	38	0
21t)	Crabtree, Oak.	16	160	10.0	26t	3
21t)	Yeldon, Jac. (RB)	16	114	7.1	16	0
21t)	Bell, Pit. (RB)	16	105	6.6	23	0
29t)	Decker, Ten.	15	148	9.9	17	1
29t)	C. Clay, Buf. (TE)	15	131	8.7	21	1
29t)	Seferian-Jenkins, NY-J (TE)	15	80	5.3	18	2
32t)	Stills, Mia.	14	294	21.0	61t	3
32t)	Benjamin, Car.-Buf.	14	235	16.8	43	1
32t)	Hurns, Jac.	14	205	14.6	50	1
32t)	LaFell, Cin.	14	191	13.6	45	1
32t)	Bernard, Cin. (RB)	14	74	5.3	18	0
37t)	Thompson, Chi.-Buf.	13	200	15.4	34	1
37t)	Cooper, Oak.	13	191	14.7	87t	2
37t)	Ty. Williams, LA-C	13	158	12.2	31	0
40t)	Maclin, Bal.	12	194	16.2	48t	2
40t)	Parker, Mia.	12	162	13.5	31	0
40t)	Wallace, Bal.	12	153	12.8	27	3
40t)	Forte, NY-J (RB)	12	146	12.2	34	1
40t)	Hogan, N.E.	12	133	11.1	26	2
40t)	C. Anderson, Den. (RB)	12	113	9.4	16t	1
46t)	A. Wilson, K.C.	11	161	14.6	63t	1
46t)	Roberts, Oak.	11	133	12.1	29	0
46t)	Patterson, Oak.	11	130	11.8	54	0
46t)	A. Ellington, Ariz-Hou. (RB)	11	124	11.3	29	0
46t)	Henry, LA-C (TE)	11	119	10.8	22	1
46t)	Matthews, Buf.	11	119	10.8	28	0
46t)	Rogers, Ind.	11	102	9.3	19	0
46t)	Kroft, Cin. (TE)	11	94	8.5	21	2
46t)	West, K.C. (RB)	11	83	7.5	25	1

AFC / LEADING SCORERS, NONKICKERS

Rank	Player, Team	TD	Rush	Rec	Ret	X2	Pts
1)	Hopkins, Hou. (WR)	13	0	13	0	0	78
2)	Gordon, LA-C (RB)	12	8	4	0	0	72
3t)	Bell, Pit. (RB)	11	9	2	0	0	66
3t)	*K. Hunt, K.C. (RB)	11	8	3	0	0	66
5t)	*Fournette, Jac. (RB)	10	9	1	0	0	60
5t)	D. Lewis, N.E. (RB)	10	6	3	1	0	60
7)	Brown, Pit. (WR)	9	0	9	0	1	56
8)	Landry, Mia. (WR)	9	0	9	0	0	54
9)	Crabtree, Oak. (WR)	8	0	8	0	2	52
10)	Gronkowski, N.E. (TE)	8	0	8	0	1	50
11t)	Burkhead, N.E. (RB)	8	5	3	0	0	48
11t)	Green, Cin. (WR)	8	0	8	0	0	48
11t)	Hill, K.C. (WR)	8	0	7	1	0	48
11t)	Kelce, K.C. (TE)	8	0	8	0	0	48
11t)	McCoy, Buf. (RB)	8	6	2	0	0	48
11t)	*Smith-Schuster, Pit. (WR)	8	0	7	1	0	48
17)	Cooks, N.E. (WR)	7	0	7	0	1	44
18t)	Allen, LA-C (WR)	7	0	6	1	0	42
18t)	Anderson, NY-J (WR)	7	0	7	0	0	42
18t)	Cooper, Oak. (WR)	7	0	7	0	0	42
18t)	W. Fuller, Hou. (WR)	7	0	7	0	0	42
18t)	D. Johnson, Cle. (RB)	7	4	3	0	0	42
18t)	Kroft, Cin. (TE)	7	0	7	0	0	42
18t)	Lynch, Oak. (RB)	7	7	0	0	0	42
18t)	Murray, Ten. (RB)	7	6	1	0	0	42
26t)	Allen, Bal. (RB)	6	4	2	0	0	36
26t)	Collins, Bal. (RB)	6	6	0	0	0	36
26t)	Henry, Ten. (RB)	6	5	1	0	0	36
26t)	L. Miller, Hou. (RB)	6	3	3	0	0	36
26t)	Stills, Mia. (WR)	6	0	6	0	0	36
31)	Lewis, Jac. (TE)	5	0	5	0	1	32
32t)	Benjamin, LA-C (WR)	5	0	4	1	0	30
32t)	*Ekeler, LA-C (RB)	5	2	3	0	0	30
32t)	Gillislee, N.E. (RB)	5	5	0	0	0	30
32t)	Hogan, N.E. (WR)	5	0	5	0	0	30
32t)	Kearse, NY-J (WR)	5	0	5	0	0	30
32t)	*Kizer, Cle. (QB)	5	5	0	0	0	30
32t)	Mariota, Ten. (QB)	5	5	0	0	0	30
32t)	McCown, NY-J (QB)	5	5	0	0	0	30
32t)	Powell, NY-J (RB)	5	5	0	0	0	30
32t)	De. Thomas, Den. (WR)	5	0	5	0	0	30
42t)	C. Anderson, Den. (RB)	4	3	1	0	1	26
42t)	Drake, Mia. (RB)	4	3	1	0	1	26
44t)	Bernard, Cin. (RB)	4	2	2	0	0	24
44t)	Brissett, Ind. (QB)	4	4	0	0	0	24
44t)	Doyle, Ind. (TE)	4	0	4	0	0	24
44t)	Gore, Ind. (RB)	4	3	1	0	0	24
44t)	Henry, LA-C (TE)	4	0	4	0	0	24
44t)	Hilton, Ind. (WR)	4	0	4	0	0	24
44t)	*Mack, Ind. (RB)	4	3	1	0	0	24
44t)	Matthews, Ten. (WR)	4	0	4	0	0	24
44t)	*Mixon, Cin. (RB)	4	4	0	0	0	24
44t)	C. Moore, Bal. (WR)	4	0	3	1	0	24
44t)	*Njoku, Cle. (TE)	4	0	4	0	0	24
44t)	Taylor, Buf. (QB)	4	4	0	0	0	24
44t)	Walker, Ten. (TE)	4	1	3	0	0	24
44t)	Wallace, Bal. (WR)	4	0	4	0	0	24
44t)	Watson, Bal. (TE)	4	0	4	0	0	24
44t)	West, K.C. (RB)	4	2	2	0	0	24
44t)	Ty. Williams, LA-C (WR)	4	0	4	0	0	24

WEEK 17 / THROUGH SUNDAY, DECEMBER 31, 2017

AFC / LEADING SCORERS, KICKERS

Rank	Player, Team	PAT	FG	Pct	Long	Pts
1)	Gostkowski, N.E.	45/47	37/40	.925	62	156
2t)	Boswell, Pit.	37/39	35/38	.921	53	142
2t)	*Butker, Car.-K.C.	28/28	38/42	.905	53	142
4)	Tucker, Bal.	39/39	34/37	.919	57	141
5)	Succop, Ten.	31/33	35/42	.833	52	136
6)	Hauschka, Buf.	29/29	29/33	.879	56	116
7)	Vinatieri, Ind.	22/24	29/34	.853	54	109
8)	Catanzaro, NY-J	29/29	25/30	.833	57	104
9)	McManus, Den.	27/27	24/32	.750	53	99
10)	Fairbairn, Hou.	32/35	20/25	.800	55	92
11)	Parkey, Mia.	26/29	21/23	.913	54	89
12)	Bullock, Cin.	31/33	18/20	.900	51	85
13)	Tavecchio, Oak.	33/34	16/21	.762	53	81
14)	Lambo, Jac.	22/24	19/20	.950	56	79
15)	*Gonzalez, Cle.	25/26	15/20	.750	54	70
16)	*Rose, Was.-LA-C	23/26	11/14	.786	55	56
17)	Myers, Jac.	15/17	11/15	.733	47	48
18)	Novak, LA-C	17/18	9/13	.692	50	44
19)	Coons, LA-C	5/ 6	7/ 8	.875	40	26
20)	*Koo, LA-C	9/ 9	3/ 6	.500	41	18
21t)	Kaser, LA-C	1/ 3	0/ 0	---	--	1
21t)	*Koehn, Cin.	1/ 1	0/ 0	---	--	1

AFC / TOUCHBACKS ON KICKOFFS

Rank	Player, Team	TB
1)	*Butker, Car.-K.C.	61
2)	Tucker, Bal.	55
3)	Fairbairn, Hou.	49
4)	Tavecchio, Oak.	48
5)	Succop, Ten.	47
6t)	Boswell, Pit.	46
6t)	*Sanchez, Ind.	46
8t)	Catanzaro, NY-J	45
8t)	McManus, Den.	45
10)	Gostkowski, N.E.	40
11)	Hauschka, Buf.	37
12)	*Gonzalez, Cle.	33
13)	*Rose, Was.-LA-C	32
14)	Bullock, Cin.	30
15)	Parkey, Mia.	28
16)	Myers, Jac.	26
17)	Lambo, Jac.	22
18)	Novak, LA-C	9
19)	*Koo, LA-C	8
20)	Coons, LA-C	4
21)	Kaser, LA-C	2
22)	*Koehn, Cin.	1

AFC / MOST YARDS FROM SCRIMMAGE

Rank	Player, Team	Total			Rushing			Receiving		
		Yards	Att+Rec	Avg	Yards	Att	Avg	Yards	Rec	Avg
1)	Bell, Pit. (RB)	1946	406	4.8	1291	321	4.0	655	85	7.7
2)	*K. Hunt, K.C. (RB)	1782	325	5.5	1327	272	4.9	455	53	8.6
3)	McCoy, Buf. (RB)	1586	346	4.6	1138	287	4.0	448	59	7.6
4)	Gordon, LA-C (RB)	1581	342	4.6	1105	284	3.9	476	58	8.2
5)	Brown, Pit. (WR)	1533	101	15.2	0	0	---	1533	101	15.2
6)	Allen, LA-C (WR)	1402	104	13.5	9	2	4.5	1393	102	13.7
7)	Hopkins, Hou. (WR)	1378	96	14.4	0	0	---	1378	96	14.4
8)	*Fournette, Jac. (RB)	1342	304	4.4	1040	268	3.9	302	36	8.4
9)	Hill, K.C. (WR)	1242	92	13.5	59	17	3.5	1183	75	15.8
10)	C. Anderson, Den. (RB)	1231	273	4.5	1007	245	4.1	224	28	8.0
11)	L. Miller, Hou. (RB)	1215	274	4.4	888	238	3.7	327	36	9.1
12)	Gore, Ind. (RB)	1206	290	4.2	961	261	3.7	245	29	8.4
13)	Collins, Bal. (RB)	1160	235	4.9	973	212	4.6	187	23	8.1
14)	Cooks, N.E. (WR)	1122	74	15.2	40	9	4.4	1082	65	16.6
15)	D. Lewis, N.E. (RB)	1110	212	5.2	896	180	5.0	214	32	6.7
16)	Gronkowski, N.E. (TE)	1084	69	15.7	0	0	---	1084	69	15.7
17)	Green, Cin. (WR)	1078	75	14.4	0	0	---	1078	75	14.4
18)	Kelce, K.C. (TE)	1045	85	12.3	7	2	3.5	1038	83	12.5
19)	Lynch, Oak. (RB)	1042	227	4.6	891	207	4.3	151	20	7.6
20)	D. Johnson, Cle. (RB)	1041	156	6.7	348	82	4.2	693	74	9.4
21)	Crowell, Cle. (RB)	1035	234	4.4	853	206	4.1	182	28	6.5
22)	Landry, Mia. (WR)	980	113	8.7	-7	1	-7.0	987	112	8.8
23)	Hilton, Ind. (WR)	966	57	16.9	0	0	---	966	57	16.9
24)	Anderson, NY-J (WR)	950	66	14.4	9	3	3.0	941	63	14.9
25)	De. Thomas, Den. (WR)	949	83	11.4	0	0	---	949	83	11.4
26)	Powell, NY-J (RB)	942	201	4.7	772	178	4.3	170	23	7.4
27)	Murray, Ten. (RB)	925	223	4.1	659	184	3.6	266	39	6.8
28)	*Smith-Schuster, Pit. (WR)	917	58	15.8	0	0	---	917	58	15.8
29)	*Mixon, Cin. (RB)	913	208	4.4	626	178	3.5	287	30	9.6
30)	Drake, Mia. (RB)	883	165	5.4	644	133	4.8	239	32	7.5
31)	Henry, Ten. (RB)	880	187	4.7	744	176	4.2	136	11	12.4
32t)	Bernard, Cin. (RB)	847	148	5.7	458	105	4.4	389	43	9.0
32t)	Stills, Mia. (WR)	847	58	14.6	0	0	---	847	58	14.6
34)	Allen, Bal. (RB)	841	199	4.2	591	153	3.9	250	46	5.4
35)	Kearse, NY-J (WR)	810	65	12.5	0	0	---	810	65	12.5
36)	Walker, Ten. (TE)	805	76	10.6	-2	2	-1.0	807	74	10.9
37)	Matthews, Ten. (WR)	792	54	14.7	-3	1	-3.0	795	53	15.0
38)	Wallace, Bal. (WR)	752	53	14.2	4	1	4.0	748	52	14.4
39)	*Cole, Jac. (WR)	748	42	17.8	0	0	---	748	42	17.8
40)	Ty. Williams, LA-C (WR)	728	43	16.9	0	0	---	728	43	16.9
41)	Lee, Jac. (WR)	719	57	12.6	17	1	17.0	702	56	12.5
42)	Benjamin, Car.-Buf. (WR)	692	48	14.4	0	0	---	692	48	14.4
43)	Doyle, Ind. (TE)	690	80	8.6	0	0	---	690	80	8.6
44)	J. Cook, Oak. (TE)	688	54	12.7	0	0	---	688	54	12.7
45)	Cooper, Oak. (WR)	684	49	14.0	4	1	4.0	680	48	14.2
46)	Forte, NY-J (RB)	674	140	4.8	381	103	3.7	293	37	7.9
47)	Parker, Mia. (WR)	670	57	11.8	0	0	---	670	57	11.8
48)	Benjamin, LA-C (WR)	663	47	14.1	96	13	7.4	567	34	16.7
49)	Amendola, N.E. (WR)	659	61	10.8	0	0	---	659	61	10.8
50)	Bryant, Pit. (WR)	625	56	11.2	22	6	3.7	603	50	12.1

AFC / LEADERS IN FIRST DOWNS

Rank	Player, Team	Rush	Rec	Tot
1)	Bell, Pit. (RB)	74	31	105
2)	Gordon, LA-C (RB)	58	22	80
3t)	*K. Hunt, K.C. (RB)	60	18	78
3t)	McCoy, Buf. (RB)	55	23	78
5)	Allen, LA-C (WR)	0	74	74
6)	Brown, Pit. (WR)	0	71	71
7)	Hopkins, Hou. (WR)	0	69	69
8)	*Fournette, Jac. (RB)	46	15	61
9t)	Landry, Mia. (WR)	0	60	60
9t)	L. Miller, Hou. (RB)	43	17	60
11t)	Collins, Bal. (RB)	51	8	59
11t)	D. Lewis, N.E. (RB)	48	11	59
13)	Gore, Ind. (RB)	49	9	58
14t)	Gronkowski, N.E. (TE)	0	57	57
14t)	D. Johnson, Cle. (RB)	26	31	57
14t)	Kelce, K.C. (TE)	2	55	57
17)	Green, Cin. (WR)	0	55	55
18t)	Allen, Bal. (RB)	38	16	54
18t)	C. Anderson, Den. (RB)	47	7	54
20)	De. Thomas, Den. (WR)	0	53	53
21)	Lynch, Oak. (RB)	44	6	50
22)	Crowell, Cle. (RB)	38	9	47
23t)	Cooks, N.E. (WR)	2	42	44
23t)	Hill, K.C. (WR)	3	41	44
23t)	*Mixon, Cin. (RB)	35	9	44
23t)	Walker, Ten. (TE)	1	43	44
27)	Henry, Ten. (RB)	39	4	43
28)	Lee, Jac. (WR)	1	40	41
29t)	Amendola, N.E. (WR)	0	39	39
29t)	Murray, Ten. (RB)	29	10	39
29t)	*Smith-Schuster, Pit. (WR)	0	39	39
32t)	Hilton, Ind. (WR)	0	38	38
32t)	Powell, NY-J (RB)	30	8	38
34)	Kearse, NY-J (WR)	0	37	37
35t)	Anderson, NY-J (WR)	0	36	36
35t)	Bernard, Cin. (RB)	20	16	36
35t)	Matthews, Ten. (WR)	0	36	36
35t)	Stills, Mia. (WR)	0	36	36
39t)	J. Cook, Oak. (TE)	0	35	35
39t)	Crabtree, Oak. (WR)	0	35	35
41)	Doyle, Ind. (TE)	0	34	34
42t)	Parker, Mia. (WR)	0	33	33
42t)	Wallace, Bal. (WR)	0	33	33
42t)	A. Wilson, K.C. (WR)	1	32	33
45t)	*Cole, Jac. (WR)	0	32	32
45t)	Henry, LA-C (TE)	0	32	32
47t)	Decker, Ten. (WR)	0	31	31
47t)	Drake, Mia. (RB)	24	7	31
47t)	*Mack, Ind. (RB)	21	10	31
47t)	White, N.E. (RB)	6	25	31

AFC / LEADING PUNTERS

Rank	Player, Team	No	Yards	Lg	Avg	TB	Blk	Dwn	OB	Opp Ret	Ret Yds	In 20	Net Avg
1)	Kern, Ten.	75	3728	74	49.7	5	0	5	16	40	286	28	44.6
2)	Lechler, Hou.	92	4507	68	49.0	5	0	8	8	49	608	32	41.3
3)	Kaser, LA-C	74	3558	69	48.1	9	0	7	4	48	319	27	41.3
4)	Colquitt, Cle.	80	3811	67	47.6	2	1	15	5	45	482	24	40.6
5)	King, Oak.	69	3270	65	47.4	6	0	10	6	32	205	28	42.7
6)	Huber, Cin.	88	4101	63	46.6	3	1	12	7	43	410	32	40.8
7)	Edwards, NY-J	94	4378	70	46.6	4	0	10	8	49	491	33	40.5
8)	Dixon, Den.	73	3331	60	45.6	3	2	12	5	30	258	23	40.2
9)	Colquitt, K.C.	65	2936	77	45.2	5	0	9	5	24	164	29	41.1
10)	Koch, Bal.	84	3765	67	44.8	3	1	13	16	34	277	40	40.3
11)	*Sanchez, Ind.	84	3764	61	44.8	3	1	19	16	19	80	28	42.6
12)	Schmidt, Buf.	79	3529	60	44.7	6	0	9	10	38	210	28	40.5
13)	*Haack, Mia.	83	3695	64	44.5	5	0	17	6	35	220	30	40.7
14)	Nortman, Jac.	87	3835	65	44.1	9	1	8	15	30	228	29	38.9
15)	R. Allen, N.E.	58	2515	60	43.4	3	0	13	5	23	105	24	40.5
16)	Berry, Pit.	64	2763	62	43.2	2	0	6	9	23	177	26	39.8

AFC / LEADING PUNTERS, NET AVERAGE

Rank	Player, Team	No	Yards	Lg	Avg	TB	Blk	Dwn	OB	Opp Ret	Ret Yds	In 20	Net Avg
1)	Kern, Ten.	75	3728	74	49.7	5	0	5	16	40	286	28	44.6
2)	King, Oak.	69	3270	65	47.4	6	0	10	6	32	205	28	42.7
3)	*Sanchez, Ind.	84	3764	61	44.8	3	1	19	16	19	80	28	42.6
4)	Kaser, LA-C	74	3558	69	48.1	9	0	7	4	48	319	27	41.3
5)	Lechler, Hou.	92	4507	68	49.0	5	0	8	8	49	608	32	41.3
6)	Colquitt, K.C.	65	2936	77	45.2	5	0	9	5	24	164	29	41.1
7)	Huber, Cin.	88	4101	63	46.6	3	1	12	7	43	410	32	40.8
8)	*Haack, Mia.	83	3695	64	44.5	5	0	17	6	35	220	30	40.7
9)	Colquitt, Cle.	80	3811	67	47.6	2	1	15	5	45	482	24	40.6
10)	R. Allen, N.E.	58	2515	60	43.4	3	0	13	5	23	105	24	40.5
11)	Edwards, NY-J	94	4378	70	46.6	4	0	10	8	49	491	33	40.5
12)	Schmidt, Buf.	79	3529	60	44.7	6	0	9	10	38	210	28	40.5
13)	Koch, Bal.	84	3765	67	44.8	3	1	13	16	34	277	40	40.3
14)	Dixon, Den.	73	3331	60	45.6	3	2	12	5	30	258	23	40.2
15)	Berry, Pit.	64	2763	62	43.2	2	0	6	9	23	177	26	39.8
16)	Nortman, Jac.	87	3835	65	44.1	9	1	8	15	30	228	29	38.9

AFC / PUNT RETURN LEADERS

Rank	Player, Team	Ret	FC	Yards	Avg	Long	TD
1)	Campanaro, Bal.	27	18	291	10.8	77t	1
2)	Mickens, Jac.	27	19	287	10.6	72	1
3)	Tate, Buf.	20	6	193	9.7	40	0
4)	Benjamin, LA-C	27	25	257	9.5	65t	1
5)	*McKenzie, Den.	21	7	183	8.7	44	0
6)	Amendola, N.E.	27	18	231	8.6	40	0
7)	*Jackson, Ten.	34	9	290	8.5	46	0
8)	Hill, K.C.	25	9	204	8.2	82t	1
9)	Grant, Mia.	25	11	190	7.6	27	0
10)	Erickson, Cin.	39	19	278	7.1	29	0
11)	*Peppers, Cle.	30	15	180	6.0	25	0
12)	Richard, Oak.	26	13	155	6.0	19	0

AFC / KICKOFF RETURN LEADERS

Rank	Player, Team	Ret	Yards	Avg	Long	TD
1)	D. Lewis, N.E.	23	570	24.8	103t	1
2)	A. Hunt, K.C.	25	611	24.4	42	0
3)	*Jackson, Ten.	25	578	23.1	57	0
4)	Grant, Mia.	21	479	22.8	31	0
5)	Erickson, Cin.	32	663	20.7	41	0
6)	Tate, Buf.	28	548	19.6	29	0

AFC / LEADERS IN INTERCEPTIONS

Rank	Player, Team	Int	Yards	Avg	Long	TD
1)	Byard, Ten.	8	130	16.3	33	0
2t)	Weddle, Bal.	6	85	14.2	45t	1
2t)	Bouye, Jac.	6	70	11.7	51	0
4t)	Peters, K.C.	5	137	27.4	62	0
4t)	Hyde, Buf.	5	64	12.8	37	0
4t)	Boston, LA-C	5	49	9.8	25	0
4t)	Poyer, Buf.	5	33	6.6	19t	1
8t)	*White, Buf.	4	86	21.5	63	0
8t)	Gipson, Jac.	4	83	20.8	67	0
8t)	X. Howard, Mia.	4	71	17.8	30t	1
8t)	Carr, Bal.	4	57	14.3	33	0
8t)	Church, Jac.	4	51	12.8	51t	1
8t)	Mitchell, K.C.	4	40	10.0	40	0
8t)	Ramsey, Jac.	4	34	8.5	18	0
8t)	Harmon, N.E.	4	12	3.0	12	0
8t)	Hayward, LA-C	4	7	1.8	7	0
17t)	Davis, Pit.	3	76	25.3	41	0
17t)	*Hooker, Ind.	3	73	24.3	32	0
17t)	McCourty, Cle.	3	59	19.7	56t	1
17t)	J. Smith, Bal.	3	58	19.3	50t	1
17t)	Tel. Smith, Jac.	3	56	18.7	28t	1
17t)	Stewart, Den.	3	33	11.0	24	0
17t)	Melvin, Ind.	3	28	9.3	21	0
17t)	Hal, Hou.	3	10	3.3	7	0
17t)	Shazier, Pit.	3	2	0.7	2	0

AFC / LEADERS IN SACKS

Rank	Player, Team	Sacks
1)	Campbell, Jac. (DE)	14.5
2)	Bosa, LA-C (DE)	12.5
3t)	Heyward, Pit. (DE)	12.0
3t)	Ngakoue, Jac. (DE)	12.0
5)	Suggs, Bal. (LB)	11.0
6t)	Ingram, LA-C (LB)	10.5
6t)	Mack, Oak. (DE)	10.5
6t)	Wake, Mia. (DE)	10.5
9)	Miller, Den. (LB)	10.0
10t)	Clowney, Hou. (LB)	9.5
10t)	Houston, K.C. (LB)	9.5
12)	Atkins, Cin. (DT)	9.0
13)	*Lawson, Cin. (DE)	8.5
14t)	Fowler, Jac. (DE)	8.0
14t)	Irvin, Oak. (LB)	8.0
14t)	Jackson, Jac. (DT)	8.0
14t)	Judon, Bal. (LB)	8.0
14t)	Williams, Pit. (LB)	8.0
19t)	Dunlap, Cin. (DE)	7.5
19t)	Morgan, Ten. (LB)	7.5
21t)	*Garrett, Cle. (DE)	7.0
21t)	Orakpo, Ten. (LB)	7.0
21t)	*Watt, Pit. (LB)	7.0
24t)	T. Flowers, N.E. (DE)	6.5
24t)	Jones, K.C. (DE)	6.5
26t)	Casey, Ten. (DE)	6.0
26t)	Dupree, Pit. (LB)	6.0
28t)	S. Harris, Den. (DE)	5.5
28t)	Sheard, Ind. (LB)	5.5
28t)	Van Noy, N.E. (LB)	5.5
31t)	Autry, Oak. (DE)	5.0
31t)	Davis, NY-J (LB)	5.0
31t)	M. Johnson, Cin. (DE)	5.0
31t)	McCain, LA-C (DE)	5.0
31t)	*Wise, N.E. (DT)	5.0
31t)	Woodyard, Ten. (LB)	5.0
37t)	Branch, Mia. (DE)	4.5
37t)	Philon, LA-C (DE)	4.5
37t)	Suh, Mia. (DT)	4.5
40t)	Alualu, Pit. (DE)	4.0
40t)	Barrett, Den. (LB)	4.0
40t)	Burgess, Cle. (LB)	4.0
40t)	Hilton, Pit. (DB)	4.0
40t)	Hughes, Buf. (DE)	4.0
40t)	*King, LA-C (DB)	4.0
40t)	Lawson, Buf. (DE)	4.0
40t)	Ogbah, Cle. (DE)	4.0
40t)	Walden, Ten. (LB)	4.0
49t)	Bass, Sea.-NY-J (LB)	3.5
49t)	Edwards, Oak. (DE)	3.5
49t)	M. Flowers, N.E. (LB)	3.5
49t)	Henry, Bal. (DT)	3.5
49t)	D. Jones, Ten. (DE)	3.5
49t)	Kirksey, Cle. (LB)	3.5
49t)	Lee, Buf.-N.E. (LB)	3.5
49t)	Z. Smith, Bal. (DE)	3.5
49t)	Wilkerson, NY-J (DE)	3.5

AFC / FUMBLE RECOVERIES

Rank	Player, Team	TotRec	OffRec	DefRec
1t)	Cutler, Mia.	6	6	0
1t)	McCown, NY-J	6	6	0
3t)	Brissett, Ind.	5	5	0
3t)	Rivers, LA-C	5	5	0
5t)	Erickson, Cin.	4	4	0
5t)	Flacco, Bal.	4	4	0
7t)	Bortles, Jac.	3	3	0
7t)	D. Johnson, Cle.	3	3	0
7t)	Jones, Pit.	3	3	0
7t)	Jones, Mia.	3	0	3
7t)	*McKenzie, Den.	3	3	0
7t)	Mingo, Ind.	3	0	3
7t)	Mosley, Bal.	3	0	3
7t)	Richard, Oak.	3	3	0
7t)	A. Smith, K.C.	3	3	0
7t)	Yates, Buf.-Hou.	3	3	0

AFC / OFFENSIVE FUMBLE RECOVERIES

Rank	Player, Team	Ret	Yards	Avg	Long	TD
1t)	Cutler, Mia.	6	0	0.0	0	0
1t)	McCown, NY-J	6	0	0.0	0	0
3t)	Brissett, Ind.	5	0	0.0	0	0
3t)	Rivers, LA-C	5	0	0.0	0	0
5t)	Erickson, Cin.	4	0	0.0	0	0
5t)	Flacco, Bal.	4	0	0.0	0	0
7t)	Bortles, Jac.	3	0	0.0	0	0
7t)	D. Johnson, Cle.	3	0	0.0	0	0
7t)	Jones, Pit.	3	0	0.0	0	0
7t)	*McKenzie, Den.	3	0	0.0	0	0
7t)	Richard, Oak.	3	0	0.0	0	0
7t)	A. Smith, K.C.	3	0	0.0	0	0
7t)	Yates, Buf.-Hou.	3	0	0.0	0	0
14t)	B. Ellington, Hou.	2	4	2.0	4	0
14t)	Andrews, N.E.	2	0	0.0	0	0
14t)	Benjamin, LA-C	2	0	0.0	0	0
14t)	Brady, N.E.	2	0	0.0	0	0
14t)	Campanaro, Bal.	2	0	0.0	0	0
14t)	Carpenter, NY-J	2	0	0.0	0	0
14t)	*Dawkins, Buf.	2	0	0.0	0	0
14t)	*Fournette, Jac.	2	0	0.0	0	0
14t)	Gore, Ind.	2	0	0.0	0	0
14t)	Hill, K.C.	2	0	0.0	0	0
14t)	*Kizer, Cle.	2	0	0.0	0	0
14t)	Landry, Mia.	2	0	0.0	0	0
14t)	McGill, Oak.	2	0	0.0	0	0
14t)	Mickens, Jac.	2	0	0.0	0	0
14t)	C. Moore, Bal.	2	0	0.0	0t	1
14t)	*Peterman, Buf.	2	0	0.0	0	0
14t)	Reedy, T.B.-N.E.	2	0	0.0	0	0
14t)	Roethlisberger, Pit.	2	0	0.0	0	0
14t)	*Thompson, Hou.	2	0	0.0	0	0
14t)	Washington, Oak.	2	0	0.0	0	0
14t)	Wright, Buf.	2	0	0.0	0	0
14t)	Grant, Mia.	2	-13	-6.5	0	0

AFC / DEFENSIVE FUMBLE RECOVERIES

Rank	Player, Team	Ret	Yards	Avg	Long	TD
1t)	Jones, Mia.	3	52	17.3	38t	2
1t)	Mosley, Bal.	3	18	6.0	18	0
1t)	Mingo, Ind.	3	0	0.0	0	0
4t)	Clowney, Hou.	2	71	35.5	49	1
4t)	Ngakoue, Jac.	2	67	33.5	67t	1
4t)	Fowler, Jac.	2	53	26.5	53t	1
4t)	Tel. Smith, Jac.	2	52	26.0	52	1
4t)	*White, Buf.	2	52	26.0	52t	1
4t)	Peters, K.C.	2	45	22.5	45t	1
4t)	Ingram, LA-C	2	39	19.5	39t	1
4t)	Hayward, LA-C	2	11	5.5	11	0
4t)	Skrine, NY-J	2	8	4.0	8	0
4t)	Parker, K.C.	2	7	3.5	7	0
4t)	Byard, Ten.	2	6	3.0	6	0
4t)	Woodyard, Ten.	2	4	2.0	4t	1
4t)	*Adams, NY-J	2	0	0.0	0	0
4t)	Burns, Pit.	2	0	0.0	0	0
4t)	Carrie, Oak.	2	0	0.0	0	0
4t)	Chung, N.E.	2	0	0.0	0	0
4t)	Cowser, Oak.	2	0	0.0	0	0
4t)	Jenkins, NY-J	2	0	0.0	0	0
4t)	Morgan, Ten.	2	0	0.0	0	0
4t)	Pierce, Bal.	2	0	0.0	0	0
4t)	S. Williams, Cin.	2	0	0.0	0	0

NFL / LEADING PASSERS

Player, Team	Pct				Avg		Pct			Pct		Rating
	Att	Comp	Comp	Yds	Gain	TD	TD	Long	Int	Int	Points	
A. Smith, K.C.	505	341	67.5	4042	8.00	26	5.1	79t	5	1.0	104.7	
Brees, N.O.	536	386	72.0	4334	8.09	23	4.3	54t	8	1.5	103.9	
Brady, N.E.	581	385	66.3	4577	7.88	32	5.5	64t	8	1.4	102.8	
Wentz, Phi.	440	265	60.2	3296	7.49	33	7.5	72t	7	1.6	101.9	
Goff, LA-R	477	296	62.1	3804	7.97	28	5.9	94t	7	1.5	100.5	
Stafford, Det.	565	371	65.7	4446	7.87	29	5.1	71t	10	1.8	99.3	
Keenum, Min.	481	325	67.6	3547	7.37	22	4.6	65t	7	1.5	98.3	
A. Rodgers, G.B.	238	154	64.7	1675	7.04	16	6.7	72	6	2.5	97.2	
Rivers, LA-C	575	360	62.6	4515	7.85	28	4.9	75t	10	1.7	96.0	
Wilson, Sea.	553	339	61.3	3983	7.20	34	6.1	74t	11	2.0	95.4	
McCown, NY-J	397	267	67.3	2926	7.37	18	4.5	69t	9	2.3	94.5	
Cousins, Was.	540	347	64.3	4093	7.58	27	5.0	74	13	2.4	93.9	
Roethlisberger, Pit.	561	360	64.2	4251	7.58	28	5.0	97t	14	2.5	93.4	
Winston, T.B.	442	282	63.8	3504	7.93	19	4.3	70	11	2.5	92.2	
Ryan, Atl.	529	342	64.7	4095	7.74	20	3.8	88t	12	2.3	91.4	
Taylor, Buf.	420	263	62.6	2799	6.66	14	3.3	47	4	1.0	89.2	
Prescott, Dal.	490	308	62.9	3324	6.78	22	4.5	81t	13	2.7	86.6	
Dalton, Cin.	496	297	59.9	3320	6.69	25	5.0	77t	12	2.4	86.6	
Carr, Oak.	515	323	62.7	3496	6.79	22	4.3	87t	13	2.5	86.4	
Bortles, Jac.	523	315	60.2	3687	7.05	21	4.0	75t	13	2.5	84.7	
Palmer, Ariz	267	164	61.4	1978	7.41	9	3.4	46	7	2.6	84.4	
Brissett, Ind.	469	276	58.8	3098	6.61	13	2.8	80t	7	1.5	81.7	
Cutler, Mia.	429	266	62.0	2666	6.21	19	4.4	65t	14	3.3	80.8	
Newton, Car.	492	291	59.1	3302	6.71	22	4.5	64	16	3.3	80.7	
Flacco, Bal.	549	352	64.1	3141	5.72	18	3.3	66	13	2.4	80.4	
Manning, NY-G	571	352	61.6	3468	6.07	19	3.3	77t	13	2.3	80.4	
Mariota, Ten.	453	281	62.0	3232	7.13	13	2.9	75t	15	3.3	79.3	
*Trubisky, Chi.	330	196	59.4	2193	6.65	7	2.1	70	7	2.1	77.5	
Siemian, Den.	349	206	59.0	2285	6.55	12	3.4	44	14	4.0	73.3	
Hundley, G.B.	316	192	60.8	1836	5.81	9	2.8	55t	12	3.8	70.6	
*Beathard, S.F.	224	123	54.9	1430	6.38	4	1.8	83t	6	2.7	69.2	
*Kizer, Cle.	476	255	53.6	2894	6.08	11	2.3	56t	22	4.6	60.5	

NFL / LEADING PASSERS, RANKS

Player, Team	Pct				Avg		Pct			Pct		Rating
	Att	Comp	Comp	Yds	Gain	TD	TD	Long	Int	Int	Points	
A. Smith, K.C.	13	10	3	8	2	9	6		2	2	1	
Brees, N.O.	9	1	1	4	1	11	18		11t	6t	2	
Brady, N.E.	1	2	5	1	5	3	5		11t	3	3	
Wentz, Phi.	23	24	25	19	11	2	1		5t	8	4	
Goff, LA-R	18	17	17	10	3	5t	4		5t	5	5	
Stafford, Det.	4	3	6	3	6	4	7		14t	10	6	
Keenum, Min.	17	12	2	12	13	12t	12		5t	4	7	
A. Rodgers, G.B.	31	31	7	32	18	24	2		3t	22	8	
Rivers, LA-C	2	4t	16	2	7	5t	11		14t	9	9	
Wilson, Sea.	6	11	22	9	15	1	3		16t	11	10	
McCown, NY-J	26	22	4	23	14	22t	13		13	13	11	
Cousins, Was.	8	8	9	7	9	8	9		21t	17	12	
Roethlisberger, Pit.	5	4t	10	5	10	5t	10		27t	21	13	
Winston, T.B.	22	19	12	13	4	18t	17		16t	20	14	
Ryan, Atl.	10	9	8	6	8	17	21		18t	14	15	
Taylor, Buf.	25	25	15	25	23	25	24		1	1	16	
Prescott, Dal.	16	15	13	16	20	12t	14		21t	25	17	
Dalton, Cin.	14	16	26	17	22	10	8		18t	18	18	
Carr, Oak.	12	13	14	14	19	12t	19		21t	23	19	
Bortles, Jac.	11	14	24	11	17	16	20		21t	19	20	
Palmer, Ariz	30	30	21	29	12	30t	23		5t	24	21	
Brissett, Ind.	20	21	30	22	25	26t	29		5t	6t	22	
Cutler, Mia.	24	23	19	26	28	18t	16		27t	28	23	
Newton, Car.	15	18	28	18	21	12t	15		31	27	24	
Flacco, Bal.	7	6t	11	21	32	22t	26		21t	16	25	
Manning, NY-G	3	6t	20	15	30	18t	25		21t	15	26	
Mariota, Ten.	21	20	18	20	16	26t	27		30	29	27	
*Trubisky, Chi.	28	28	27	28	24	32t	31		5t	12	28	
Siemian, Den.	27	27	29	27	26	28	22		27t	31	29	
Hundley, G.B.	29	29	23	30	31	30t	28		18t	30	30	
*Beathard, S.F.	32	34t	31	34	27	40t	32		3t	26	31	
*Kizer, Cle.	19	26	32	24	29	29	30		32	32	32	

NFL / FOURTH-QUARTER PASSING LEADERS											
Rank	Player, Team	Att	Comp	Comp%	Yards	YPA	TD	TD%	Int	Int%	Rating
1)	Wilson, Sea.	139	94	67.6	1303	9.37	19	13.7	1	0.7	134.1
2)	A. Rodgers, G.B.	71	47	66.2	501	7.06	7	9.9	0	0.0	119.5
3)	Brees, N.O.	137	107	78.1	1236	9.02	8	5.8	2	1.5	117.6
4)	Fitzpatrick, T.B.	52	33	63.5	380	7.31	4	7.7	1	1.9	103.0
5)	Ryan, Atl.	139	91	65.5	1107	7.96	9	6.5	3	2.2	102.4
6)	Winston, T.B.	130	84	64.6	1087	8.36	9	6.9	4	3.1	101.0
7)	Roethlisberger, Pit.	144	97	67.4	1211	8.41	8	5.6	4	2.8	100.2
8)	Brady, N.E.	125	79	63.2	906	7.25	6	4.8	1	0.8	97.6
9)	*Watson, Hou.	58	33	56.9	588	10.14	6	10.3	4	6.9	97.5
10)	Hoyer, S.F.-N.E.	63	35	55.6	372	5.90	4	6.3	0	0.0	94.1
11)	Prescott, Dal.	138	89	64.5	1139	8.25	9	6.5	6	4.3	93.8
12)	Stafford, Det.	139	80	57.6	1119	8.05	9	6.5	4	2.9	93.2
13)	Wentz, Phi.	88	54	61.4	605	6.88	5	5.7	2	2.3	91.3
14)	Cousins, Was.	143	93	65.0	1053	7.36	8	5.6	5	3.5	91.0
15)	Rivers, LA-C	133	79	59.4	912	6.86	8	6.0	3	2.3	90.8
16)	A. Smith, K.C.	137	88	64.2	996	7.27	5	3.6	3	2.2	88.9
17)	Keenum, Min.	101	62	61.4	663	6.56	5	5.0	2	2.0	88.8
18)	Moore, Mia.	53	33	62.3	417	7.87	4	7.5	3	5.7	88.3
19)	Taylor, Buf.	89	59	66.3	573	6.44	2	2.2	1	1.1	87.0
20)	Carr, Oak.	177	109	61.6	1175	6.64	8	4.5	4	2.3	86.7
21)	McCown, NY-J	107	71	66.4	788	7.36	4	3.7	4	3.7	84.9
22)	Glennon, Chi.	69	45	65.2	410	5.94	2	2.9	1	1.4	84.8
23)	Palmer, Ariz	80	46	57.5	573	7.16	2	2.5	1	1.3	83.0
24)	Cutler, Mia.	132	76	57.6	821	6.22	5	3.8	2	1.5	82.3
25)	Manning, NY-G	176	111	63.1	1096	6.23	7	4.0	5	2.8	82.0
26)	Flacco, Bal.	139	87	62.6	680	4.89	5	3.6	3	2.2	77.6
27)	Dalton, Cin.	111	60	54.1	648	5.84	3	2.7	1	0.9	76.7
28)	Goff, LA-R	98	56	57.1	677	6.91	3	3.1	3	3.1	75.9
29)	Osweiler, Den.	58	34	58.6	283	4.88	2	3.4	1	1.7	75.6
30)	Siemian, Den.	99	61	61.6	700	7.07	4	4.0	5	5.1	75.3
31)	Mariota, Ten.	120	65	54.2	701	5.84	5	4.2	4	3.3	71.6
32)	Petty, NY-J	43	23	53.5	228	5.30	1	2.3	1	2.3	66.8
33)	Hundley, G.B.	117	71	60.7	693	5.92	3	2.6	6	5.1	64.5
34)	*Trubisky, Chi.	117	64	54.7	651	5.56	4	3.4	5	4.3	64.4
35)	Savage, Hou.	60	34	56.7	434	7.23	1	1.7	3	5.0	64.2
36)	Brissett, Ind.	137	76	55.5	712	5.20	1	0.7	3	2.2	63.3
37)	*Beathard, S.F.	73	40	54.8	375	5.14	1	1.4	2	2.7	62.3
38)	Newton, Car.	111	60	54.1	661	5.95	5	4.5	7	6.3	60.7
39)	Bortles, Jac.	118	66	55.9	693	5.87	2	1.7	7	5.9	54.1
40)	Gabbert, Ariz	61	30	49.2	362	5.93	1	1.6	3	4.9	52.8
41)	*Kizer, Cle.	164	81	49.4	906	5.52	2	1.2	9	5.5	47.5
42)	Stanton, Ariz	41	17	41.5	199	4.85	0	0.0	1	2.4	46.7

NFL / THIRD-DOWN PASSING LEADERS											
Rank	Player, Team	Att	Comp	Comp%	Yards	YPA	TD	TD%	Int	Int%	Rating
1)	Wentz, Phi.	124	81	65.3	1178	9.50	14	11.3	3	2.4	123.7
2)	Stafford, Det.	153	91	59.5	1227	8.02	13	8.5	1	0.7	110.7
3)	Goff, LA-R	142	92	64.8	1051	7.40	11	7.7	2	1.4	106.9
4)	McCown, NY-J	124	86	69.4	1044	8.42	6	4.8	3	2.4	101.0
5)	A. Smith, K.C.	130	77	59.2	964	7.42	6	4.6	1	0.8	94.5
6)	Brees, N.O.	146	99	67.8	1049	7.18	5	3.4	2	1.4	94.2
7)	Winston, T.B.	103	64	62.1	852	8.27	5	4.9	3	2.9	92.4
8)	Taylor, Buf.	131	87	66.4	907	6.92	6	4.6	3	2.3	92.0
9)	Ryan, Atl.	140	86	61.4	1059	7.56	8	5.7	4	2.9	91.9
10)	*Trubisky, Chi.	99	61	61.6	777	7.85	2	2.0	1	1.0	88.7
11)	Cousins, Was.	159	91	57.2	1102	6.93	10	6.3	5	3.1	86.5
12)	Keenum, Min.	149	95	63.8	1053	7.07	3	2.0	2	1.3	85.8
13)	Rivers, LA-C	163	99	60.7	1314	8.06	7	4.3	6	3.7	85.3
14)	Prescott, Dal.	149	94	63.1	998	6.70	6	4.0	4	2.7	84.8
15)	Roethlisberger, Pit.	157	94	59.9	1221	7.78	10	6.4	8	5.1	84.4
16)	Brady, N.E.	140	81	57.9	1019	7.28	9	6.4	6	4.3	84.2
17)	Flacco, Bal.	153	87	56.9	814	5.32	8	5.2	2	1.3	83.6
18)	Carr, Oak.	142	87	61.3	1007	7.09	6	4.2	5	3.5	82.1
19)	Dalton, Cin.	139	76	54.7	858	6.17	11	7.9	6	4.3	81.8
20)	Brissett, Ind.	142	79	55.6	936	6.59	4	2.8	2	1.4	79.4
21)	Wilson, Sea.	143	81	56.6	809	5.66	4	2.8	2	1.4	76.4
22)	Siemian, Den.	102	57	55.9	678	6.65	4	3.9	4	3.9	73.1
23)	Manning, NY-G	157	84	53.5	906	5.77	5	3.2	4	2.5	70.7
24)	Mariota, Ten.	143	78	54.5	848	5.93	3	2.1	3	2.1	70.5
25)	Cutler, Mia.	110	63	57.3	634	5.76	3	2.7	4	3.6	67.8
26)	Bortles, Jac.	166	93	56.0	955	5.75	5	3.0	6	3.6	67.7
27)	Hundley, G.B.	87	50	57.5	547	6.29	4	4.6	6	6.9	62.8
28)	Newton, Car.	151	80	53.0	1051	6.96	8	5.3	12	7.9	59.8
29)	*Kizer, Cle.	131	68	51.9	871	6.65	2	1.5	8	6.1	52.7

WEEK 17 / THROUGH SUNDAY, DECEMBER 31, 2017

NFL / LEADING RUSHERS

Rank	Player, Team	Att	Yards	Avg	Long	TD
1)	*K. Hunt, K.C.	272	1327	4.9	69t	8
2)	Gurley, LA-R	279	1305	4.7	57t	13
3)	Bell, Pit.	321	1291	4.0	27	9
4)	McCoy, Buf.	287	1138	4.0	48t	6
5)	Ingram, N.O.	230	1124	4.9	72	12
6)	Howard, Chi.	276	1122	4.1	53	9
7)	Gordon, LA-C	284	1105	3.9	87t	8
8)	*Fournette, Jac.	268	1040	3.9	90t	9
9)	C. Anderson, Den.	245	1007	4.1	40	3
10)	E. Elliott, Dal.	242	983	4.1	30	7
11)	Collins, Bal.	212	973	4.6	50	6
12)	Gore, Ind.	261	961	3.7	21	3
13)	Hyde, S.F.	240	938	3.9	61	8
14)	D. Lewis, N.E.	180	896	5.0	44	6
15)	Lynch, Oak.	207	891	4.3	51t	7
16)	L. Miller, Hou.	238	888	3.7	21	3
17)	Ajayi, Mia.-Phi.	208	873	4.2	71	1
18)	Freeman, Atl.	196	865	4.4	44	7
19)	Crowell, Cle.	206	853	4.1	59	2
20)	Murray, Min.	216	842	3.9	46	8
21)	Powell, NY-J	178	772	4.3	75t	5
22)	Blount, Phi.	173	766	4.4	68	2
23)	Newton, Car. (QB)	139	754	5.4	69	6
24)	Darkwa, NY-G	171	751	4.4	75t	5
25)	Henry, Ten.	176	744	4.2	75t	5
26)	*Kamara, N.O.	120	728	6.1	74t	8
27)	Stewart, Car.	198	680	3.4	60t	6
28)	Murray, Ten.	184	659	3.6	75t	6
29)	Drake, Mia.	133	644	4.8	66t	3
30)	T. Coleman, Atl.	156	628	4.0	52	5
31)	*Mixon, Cin.	178	626	3.5	25	4
32)	*Perine, Was.	175	603	3.4	30	1
33)	Allen, Bal.	153	591	3.9	37	4
34)	Wilson, Sea. (QB)	95	586	6.2	31	3
35)	McKinnon, Min.	150	570	3.8	58t	3
36)	*Williams, G.B.	153	556	3.6	25	4
37)	Abdullah, Det.	165	552	3.3	34	4
38)	Morris, Dal.	115	547	4.8	70	1
39)	A. Peterson, N.O.-Ariz	156	529	3.4	27t	2
40)	*Gallman, NY-G	111	476	4.3	24	0
41)	*Breida, S.F.	105	465	4.4	33t	2
42)	Bernard, Cin.	105	458	4.4	25	2
43)	*A. Jones, G.B.	81	448	5.5	46t	4
44)	*McCaffrey, Car.	117	435	3.7	40	2
45)	Taylor, Buf. (QB)	84	427	5.1	32	4
46)	K. Williams, Ariz	120	426	3.6	25	1
47)	Barber, T.B.	108	423	3.9	34	3
48)	*Kizer, Cle. (QB)	77	419	5.4	20	5
49)	Martin, T.B.	138	406	2.9	27	3
50)	Gillislee, N.E.	104	383	3.7	16	5

NFL / THIRD-AND-ONE RUSHING LEADERS

Rank	Player, Team	Att	FD	Pct
1t)	Freeman, Atl.	12	12	100.0
1t)	Turbin, Ind.	7	7	100.0
1t)	Murray, Min.	6	6	100.0
1t)	Wentz, Phi.	6	6	100.0
1t)	Allen, Bal.	5	5	100.0
1t)	D. Johnson, Cle.	5	5	100.0
1t)	*Kizer, Cle.	5	5	100.0
1t)	Barber, T.B.	4	4	100.0
1t)	Palmer, Ariz	4	4	100.0
10)	Newton, Car.	10	9	90.0
11t)	E. Elliott, Dal.	9	8	88.9
11t)	*K. Hunt, K.C.	9	8	88.9
13)	Stewart, Car.	8	7	87.5
14)	Ingram, N.O.	7	6	85.7
15t)	Brady, N.E.	6	5	83.3
15t)	Ivory, Jac.	6	5	83.3
15t)	A. Smith, K.C.	6	5	83.3
18)	Lynch, Oak.	11	9	81.8
19t)	Gore, Ind.	10	8	80.0
19t)	McCoy, Buf.	10	8	80.0
19t)	Crowell, Cle.	5	4	80.0
22)	*Williams, G.B.	9	7	77.8
23t)	Darkwa, NY-G	10	7	70.0
23t)	Howard, Chi.	10	7	70.0
25t)	Henry, Ten.	12	8	66.7
25t)	Ajayi, Mia.-Phi.	6	4	66.7
25t)	Blount, Phi.	6	4	66.7
25t)	*Foreman, Hou.	6	4	66.7
29)	Bell, Pit.	8	5	62.5
30t)	T. Coleman, Atl.	7	4	57.1
30t)	*Fournette, Jac.	7	4	57.1
32)	Hyde, S.F.	11	6	54.5
33)	Gordon, LA-C	15	8	53.3
34)	Gurley, LA-R	14	6	42.9

NFL / LEADERS IN RECEPTIONS

Rank	Player, Team	Rec	Yards	Avg	Long	TD
1)	Landry, Mia.	112	987	8.8	49	9
2)	Fitzgerald, Ariz	109	1156	10.6	37	6
3)	Thomas, N.O.	104	1245	12.0	43	5
4)	Allen, LA-C	102	1393	13.7	51	6
5)	Brown, Pit.	101	1533	15.2	57	9
6)	Hopkins, Hou.	96	1378	14.4	72t	13
7)	Tate, Det.	92	1003	10.9	71t	5
8)	Thielen, Min.	91	1276	14.0	65t	4
9)	Ju. Jones, Atl.	88	1444	16.4	53	3
10)	Bell, Pit. (RB)	85	655	7.7	42	2
11t)	Kelce, K.C. (TE)	83	1038	12.5	44	8
11t)	De. Thomas, Den.	83	949	11.4	40	5
13)	*Kamara, N.O. (RB)	81	826	10.2	40	5
14t)	Doyle, Ind. (TE)	80	690	8.6	26	4
14t)	*McCaffrey, Car. (RB)	80	651	8.1	37	5
16t)	Hill, K.C.	75	1183	15.8	79t	7
16t)	Green, Cin.	75	1078	14.4	77t	8
16t)	Baldwin, Sea.	75	991	13.2	54	8
19t)	D. Adams, G.B.	74	885	12.0	55t	10
19t)	Ertz, Phi. (TE)	74	824	11.1	53	8
19t)	Walker, Ten. (TE)	74	807	10.9	42	3
19t)	D. Johnson, Cle. (RB)	74	693	9.4	41t	3
23)	M. Evans, T.B.	71	1001	14.1	42t	5
24t)	Gronkowski, N.E. (TE)	69	1084	15.7	53t	8
24t)	Bryant, Dal.	69	838	12.1	50t	6
26)	Sanu, Atl.	67	703	10.5	25	5
27t)	Crowder, Was.	66	789	12.0	41	3
27t)	Cobb, G.B.	66	653	9.9	46	4
29t)	Cooks, N.E.	65	1082	16.6	64t	7
29t)	Kearse, NY-J	65	810	12.5	51	5
31t)	Diggs, Min.	64	849	13.3	59t	8
31t)	Gurley, LA-R (RB)	64	788	12.3	80t	6
31t)	*Engram, NY-G (TE)	64	722	11.3	35	6
34t)	Anderson, NY-J	63	941	14.9	69t	7
34t)	Funchess, Car.	63	840	13.3	44	8
34t)	Witten, Dal. (TE)	63	560	8.9	28t	5
37t)	*Kupp, LA-R	62	869	14.0	64	5
37t)	Agholor, Phi.	62	768	12.4	72t	8
39t)	M. Jones, Det.	61	1101	18.0	58	9
39t)	Amendola, N.E.	61	659	10.8	27	2
39t)	Humphries, T.B.	61	631	10.3	43	1
39t)	Watson, Bal. (TE)	61	522	8.6	33t	4
43t)	Shepard, NY-G	59	731	12.4	77t	2
43t)	Wright, Chi.	59	614	10.4	22	1
43t)	McCoy, Buf. (RB)	59	448	7.6	39	2
43t)	Hyde, S.F. (RB)	59	350	5.9	18	0
47t)	*Smith-Schuster, Pit.	58	917	15.8	97t	7
47t)	Stillis, Mia.	58	847	14.6	61t	6
47t)	Crabtree, Oak.	58	618	10.7	41t	8
47t)	Gordon, LA-C (RB)	58	476	8.2	49	4
47t)	Ingram, N.O. (RB)	58	416	7.2	54	0

NFL / RECEIVING YARDAGE LEADERS

Rank	Player, Team	Yards	Rec	Avg	Long	TD
1)	Brown, Pit.	1533	101	15.2	57	9
2)	Ju. Jones, Atl.	1444	88	16.4	53	3
3)	Allen, LA-C	1393	102	13.7	51	6
4)	Hopkins, Hou.	1378	96	14.4	72t	13
5)	Thielen, Min.	1276	91	14.0	65t	4
6)	Thomas, N.O.	1245	104	12.0	43	5
7)	Hill, K.C.	1183	75	15.8	79t	7
8)	Fitzgerald, Ariz	1156	109	10.6	37	6
9)	M. Jones, Det.	1101	61	18.0	58	9
10)	Gronkowski, N.E. (TE)	1084	69	15.7	53t	8
11)	Cooks, N.E.	1082	65	16.6	64t	7
12)	Green, Cin.	1078	75	14.4	77t	8
13)	Kelce, K.C. (TE)	1038	83	12.5	44	8
14)	Tate, Det.	1003	92	10.9	71t	5
15)	M. Evans, T.B.	1001	71	14.1	42t	5
16)	Baldwin, Sea.	991	75	13.2	54	8
17)	Landry, Mia.	987	112	8.8	49	9
18)	Hilton, Ind.	966	57	16.9	80t	4
19)	Goodwin, S.F.	962	56	17.2	83t	2
20)	De. Thomas, Den.	949	83	11.4	40	5
21)	Anderson, NY-J	941	63	14.9	69t	7
22)	*Smith-Schuster, Pit.	917	58	15.8	97t	7
23)	D. Adams, G.B.	885	74	12.0	55t	10
24)	*Kupp, LA-R	869	62	14.0	64	5
25)	Diggs, Min.	849	64	13.3	59t	8
26)	Stills, Mia.	847	58	14.6	61t	6
27)	Funchess, Car.	840	63	13.3	44	8
28)	Bryant, Dal.	838	69	12.1	50t	6
29)	*Kamara, N.O. (RB)	826	81	10.2	40	5
30)	Ertz, Phi. (TE)	824	74	11.1	53	8
31)	Kearse, NY-J	810	65	12.5	51	5
32)	Walker, Ten. (TE)	807	74	10.9	42	3
33)	Matthews, Ten.	795	53	15.0	75t	4
34t)	Crowder, Was.	789	66	12.0	41	3
34t)	Jeffery, Phi.	789	57	13.8	53t	9
36)	Gurley, LA-R (RB)	788	64	12.3	80t	6
37)	Ginn, N.O.	787	53	14.8	54t	4
38)	Woods, LA-R	781	56	13.9	94t	5
39)	Agholor, Phi.	768	62	12.4	72t	8
40t)	*Cole, Jac.	748	42	17.8	75t	3
40t)	Wallace, Bal.	748	52	14.4	66	4
42)	Shepard, NY-G	731	59	12.4	77t	2
43)	Ty. Williams, LA-C	728	43	16.9	75t	4
44)	*Engram, NY-G (TE)	722	64	11.3	35	6
45t)	P. Richardson, Sea.	703	44	16.0	61t	6
45t)	Sanu, Atl.	703	67	10.5	25	5
47)	Lee, Jac.	702	56	12.5	45	3
48)	D. Johnson, Cle. (RB)	693	74	9.4	41t	3
49)	Benjamin, Car.-Buf.	692	48	14.4	43	3
50)	Doyle, Ind. (TE)	690	80	8.6	26	4

NFL / THIRD-DOWN RECEIVING LEADERS

Rank	Player, Team	Rec	Yards	Avg	Long	TD
1)	Allen, LA-C	36	552	15.3	50	2
2)	Thielen, Min.	33	428	13.0	38	0
3)	Fitzgerald, Ariz	30	345	11.5	33	1
4t)	Thomas, N.O.	28	318	11.4	28	2
4t)	Landry, Mia.	28	272	9.7	49	2
6t)	D. Johnson, Cle. (RB)	27	285	10.6	34	0
6t)	*Taylor, S.F.	27	282	10.4	33	2
8)	Tate, Det.	26	352	13.5	45t	2
9)	Brown, Pit.	25	424	17.0	57	1
10t)	Hopkins, Hou.	24	349	14.5	40	3
10t)	De. Thomas, Den.	24	328	13.7	40	1
10t)	Crowder, Was.	24	275	11.5	38	1
13)	*Kupp, LA-R	23	323	14.0	64	4
14t)	Agholor, Phi.	22	385	17.5	72t	3
14t)	Ju. Jones, Atl.	22	334	15.2	51t	1
14t)	Brate, T.B. (TE)	22	265	12.0	28t	3
14t)	Lee, Jac.	22	238	10.8	31	2
14t)	McCoy, Buf. (RB)	22	178	8.1	24	1
19t)	Funchess, Car.	21	294	14.0	44	4
19t)	Woods, LA-R	21	242	11.5	52t	2
19t)	Wright, Chi.	21	226	10.8	18	1
19t)	*Kamara, N.O. (RB)	21	123	5.9	22	1
23t)	Kelce, K.C. (TE)	20	245	12.3	32	2
23t)	*McCaffrey, Car. (RB)	20	245	12.3	21t	1
23t)	White, N.E. (RB)	20	162	8.1	27	1
26t)	Hilton, Ind.	19	362	19.1	80t	2
26t)	*Smith-Schuster, Pit.	19	315	16.6	97t	4
26t)	Baldwin, Sea.	19	246	12.9	47	1
26t)	Jeffery, Phi.	19	238	12.5	20	1
26t)	*Engram, NY-G (TE)	19	225	11.8	28	1
26t)	Sanu, Atl.	19	192	10.1	25	3
32t)	Hill, K.C.	18	313	17.4	64t	1
32t)	Gronkowski, N.E. (TE)	18	305	16.9	53t	3
32t)	Amendola, N.E.	18	217	12.1	27	1
32t)	Diggs, Min.	18	185	10.3	59t	3
32t)	Walker, Ten. (TE)	18	181	10.1	19	0
32t)	Doyle, Ind. (TE)	18	174	9.7	15	1
32t)	McKinnon, Min. (RB)	18	156	8.7	41	0
32t)	Witten, Dal. (TE)	18	129	7.2	13	0
40t)	M. Jones, Det.	17	346	20.4	58	3
40t)	Green, Cin.	17	260	15.3	47	6
40t)	Shepard, NY-G	17	252	14.8	67t	1
40t)	Anderson, NY-J	17	243	14.3	41	1
40t)	Cobb, G.B.	17	204	12.0	38	1
40t)	Humphries, T.B.	17	174	10.2	43	0
40t)	Murray, Ten. (RB)	17	127	7.5	18	1
47t)	Kearse, NY-J	16	282	17.6	51	2
47t)	D. Adams, G.B.	16	255	15.9	55t	4
47t)	Matthews, Ten.	16	236	14.8	25	1
47t)	Bryant, Pit.	16	226	14.1	39	1
47t)	J. Cook, Oak. (TE)	16	207	12.9	35	0
47t)	Sanders, Den.	16	204	12.8	38	0
47t)	Ebron, Det. (TE)	16	195	12.2	33t	4
47t)	Lockett, Sea.	16	180	11.3	41	1
47t)	Ertz, Phi. (TE)	16	175	10.9	23	3
47t)	Bryant, Dal.	16	168	10.5	24	2
47t)	Crabtree, Oak.	16	160	10.0	26t	3
47t)	Gurley, LA-R (RB)	16	149	9.3	28	2
47t)	Nelson, G.B.	16	138	8.6	32t	3
47t)	Yeldon, Jac. (RB)	16	114	7.1	16	0
47t)	Bell, Pit. (RB)	16	105	6.6	23	0

WEEK 17 / THROUGH SUNDAY, DECEMBER 31, 2017

NFL / LEADING SCORERS, NONKICKERS

Rank	Player, Team	TD	Rush	Rec	Ret	X2	Pts
1)	Gurley, LA-R (RB)	19	13	6	0	0	114
2)	*Kamara, N.O. (RB)	14	8	5	1	1	86
3)	Hopkins, Hou. (WR)	13	0	13	0	0	78
4t)	Gordon, LA-C (RB)	12	8	4	0	0	72
4t)	Ingram, N.O. (RB)	12	12	0	0	0	72
6t)	Bell, Pit. (RB)	11	9	2	0	0	66
6t)	*K. Hunt, K.C. (RB)	11	8	3	0	0	66
8)	Graham, Sea. (TE)	10	0	10	0	1	62
9t)	D. Adams, G.B. (WR)	10	0	10	0	0	60
9t)	*Fournette, Jac. (RB)	10	9	1	0	0	60
9t)	Jeffery, Phi. (WR)	9	0	9	0	3	60
9t)	D. Lewis, N.E. (RB)	10	6	3	1	0	60
13)	Brown, Pit. (WR)	9	0	9	0	1	56
14t)	Agholor, Phi. (WR)	9	0	8	1	0	54
14t)	E. Elliott, Dal. (RB)	9	7	2	0	0	54
14t)	Howard, Chi. (RB)	9	9	0	0	0	54
14t)	M. Jones, Det. (WR)	9	0	9	0	0	54
14t)	Landry, Mia. (WR)	9	0	9	0	0	54
19)	Crabtree, Oak. (WR)	8	0	8	0	2	52
20t)	Baldwin, Sea. (WR)	8	0	8	0	1	50
20t)	Gronkowski, N.E. (TE)	8	0	8	0	1	50
22t)	Burkhead, N.E. (RB)	8	5	3	0	0	48
22t)	T. Coleman, Atl. (RB)	8	5	3	0	0	48
22t)	Diggs, Min. (WR)	8	0	8	0	0	48
22t)	Ertz, Phi. (TE)	8	0	8	0	0	48
22t)	Freeman, Atl. (RB)	8	7	1	0	0	48
22t)	Funchess, Car. (WR)	8	0	8	0	0	48
22t)	Green, Cin. (WR)	8	0	8	0	0	48
22t)	Hill, K.C. (WR)	8	0	7	1	0	48
22t)	Hyde, S.F. (RB)	8	8	0	0	0	48
22t)	Kelce, K.C. (TE)	8	0	8	0	0	48
22t)	McCoy, Buf. (RB)	8	6	2	0	0	48
22t)	Murray, Min. (RB)	8	8	0	0	0	48
22t)	Rudolph, Min. (TE)	8	0	8	0	0	48
22t)	*Smith-Schuster, Pit. (WR)	8	0	7	1	0	48
22t)	Watkins, LA-R (WR)	8	0	8	0	0	48
37)	Cooks, N.E. (WR)	7	0	7	0	1	44
38t)	Allen, LA-C (WR)	7	0	6	1	0	42
38t)	Anderson, NY-J (WR)	7	0	7	0	0	42
38t)	Cooper, Oak. (WR)	7	0	7	0	0	42
38t)	W. Fuller, Hou. (WR)	7	0	7	0	0	42
38t)	D. Johnson, Cle. (RB)	7	4	3	0	0	42
38t)	Kroft, Cin. (TE)	7	0	7	0	0	42
38t)	Lynch, Oak. (RB)	7	7	0	0	0	42
38t)	*McCaffrey, Car. (RB)	7	2	5	0	0	42
38t)	Murray, Ten. (RB)	7	6	1	0	0	42
38t)	Stewart, Car. (RB)	7	6	1	0	0	42
48t)	*Clement, Phi. (RB)	6	4	2	0	1	38
48t)	Fitzgerald, Ariz (WR)	6	0	6	0	1	38
48t)	Newton, Car. (QB)	6	6	0	0	1	38

NFL / LEADING SCORERS, KICKERS

Rank	Player, Team	PAT	FG	Pct	Long	Pts
1)	Zuerlein, LA-R	44/46	38/40	.950	56	158
2)	Gostkowski, N.E.	45/47	37/40	.925	62	156
3)	Gould, S.F.	28/30	39/41	.951	52	145
4t)	Boswell, Pit.	37/39	35/38	.921	53	142
4t)	*Butker, Car.-K.C.	28/28	38/42	.905	53	142
6)	Tucker, Bal.	39/39	34/37	.919	57	141
7)	Lutz, N.O.	47/50	31/36	.861	53	140
8)	Bryant, Atl.	35/35	34/39	.872	57	137
9)	Succop, Ten.	31/33	35/42	.833	52	136
10t)	Forbath, Min.	34/39	32/38	.842	53	130
10t)	Prater, Det.	40/41	30/35	.857	58	130
12)	Gano, Car.	34/37	29/30	.967	48	121
13)	Dawson, Ariz	23/26	32/40	.800	57	119
14)	*Elliott, Cin.-Phi.	39/42	26/31	.839	61	117
15)	Hauschka, Buf.	29/29	29/33	.879	56	116
16)	Vinatieri, Ind.	22/24	29/34	.853	54	109
17)	Catanzaro, NY-J	29/29	25/30	.833	57	104
18)	Walsh, Sea.	37/38	21/29	.724	49	100
19)	McManus, Den.	27/27	24/32	.750	53	99
20)	Fairbairn, Hou.	32/35	20/25	.800	55	92
21)	Parkey, Mia.	26/29	21/23	.913	54	89
22)	Bullock, Cin.	31/33	18/20	.900	51	85
23)	Tavecchio, Oak.	33/34	16/21	.762	53	81
24)	Lambo, Jac.	22/24	19/20	.950	56	79
25t)	Crosby, G.B.	33/35	15/19	.789	50	78
25t)	P. Murray, T.B.	21/22	19/23	.826	50	78
27)	Rosas, NY-G	20/23	18/25	.720	52	74
28)	Bailey, Dal.	26/28	15/20	.750	56	71
29)	*Gonzalez, Cle.	25/26	15/20	.750	54	70
30)	Hopkins, Was.	18/19	14/17	.824	49	60
31)	*Rose, Was.-LA-C	23/26	11/14	.786	55	56
32)	Barth, Chi.	17/17	11/16	.688	54	50
33t)	Myers, Jac.	15/17	11/15	.733	47	48
33t)	Nugent, Dal.-Chi.	15/17	11/13	.846	55	48
35)	Novak, LA-C	17/18	9/13	.692	50	44
36t)	Coons, LA-C	5/ 6	7/ 8	.875	40	26
36t)	Santos, K.C.-Chi.	14/14	4/ 5	.800	39	26
38)	Folk, T.B.	7/ 9	6/11	.545	50	25
39)	*Koo, LA-C	9/ 9	3/ 6	.500	41	18
40t)	*Ficken, LA-R	4/ 5	2/ 3	.667	23	10
40t)	Sturgis, Phi.	1/ 2	3/ 3	1.000	50	10
42)	Heath, Dal.	2/ 3	0/ 0	---	--	2
43t)	Kaser, LA-C	1/ 3	0/ 0	---	--	1
43t)	*Koehn, Cin.	1/ 1	0/ 0	---	--	1

NFL / TOUCHBACKS ON KICKOFFS

Rank	Player, Team	TB
1)	Zuerlein, LA-R	73
2)	Gano, Car.	70
3)	Pinion, S.F.	64
4)	*Butker, Car.-K.C.	61
5)	Lutz, N.O.	58
6)	Tucker, Bal.	55
7t)	Bosher, Atl.	49
7t)	Fairbairn, Hou.	49
9)	Tavecchio, Oak.	48
10)	Succop, Ten.	47
11t)	Boswell, Pit.	46
11t)	*Sanchez, Ind.	46
13t)	Catanzaro, NY-J	45
13t)	McManus, Den.	45
15)	Forbath, Min.	44
16)	*Elliott, Cin.-Phi.	42
17)	Gostkowski, N.E.	40
18)	Walsh, Sea.	39
19)	Hauschka, Buf.	37
20)	Crosby, G.B.	36
21)	Dawson, Ariz	34
22)	*Gonzalez, Cle.	33
23t)	Bailey, Dal.	32
23t)	*Rose, Was.-LA-C	32
25)	Bullock, Cin.	30
26)	Hopkins, Was.	29
27)	Parkey, Mia.	28
28t)	Myers, Jac.	26
28t)	Rosas, NY-G	26
30)	Martin, Det.	25
31)	Lambo, Jac.	22
32)	Nugent, Dal.-Chi.	18
33)	Barth, Chi.	17
34)	Locke, Det.	16
35)	P. Murray, T.B.	14
36)	Folk, T.B.	13
37)	Santos, K.C.-Chi.	12
38)	Novak, LA-C	9
39)	*Koo, LA-C	8
40)	Prater, Det.	6
41)	*Ficken, LA-R	5
42)	Coons, LA-C	4
43t)	Heath, Dal.	2
43t)	Kaser, LA-C	2
43t)	O'Donnell, Chi.	2
43t)	Sturgis, Phi.	2
47t)	Grugier-Hill, Phi.	1
47t)	*Koehn, Cin.	1
47t)	Morstead, N.O.	1

NFL / MOST YARDS FROM SCRIMMAGE

Rank	Player, Team	Total			Rushing			Receiving		
		Yards	Att+Rec	Avg	Yards	Att	Avg	Yards	Rec	Avg
1)	Gurley, LA-R (RB)	2093	343	6.1	1305	279	4.7	788	64	12.3
2)	Bell, Pit. (RB)	1946	406	4.8	1291	321	4.0	655	85	7.7
3)	*K. Hunt, K.C. (RB)	1782	325	5.5	1327	272	4.9	455	53	8.6
4)	McCoy, Buf. (RB)	1586	346	4.6	1138	287	4.0	448	59	7.6
5)	Gordon, LA-C (RB)	1581	342	4.6	1105	284	3.9	476	58	8.2
6)	*Kamara, N.O. (RB)	1554	201	7.7	728	120	6.1	826	81	10.2
7)	Ingram, N.O. (RB)	1540	288	5.3	1124	230	4.9	416	58	7.2
8)	Brown, Pit. (WR)	1533	101	15.2	0	0	---	1533	101	15.2
9)	Ju. Jones, Atl. (WR)	1459	89	16.4	15	1	15.0	1444	88	16.4
10)	Allen, LA-C (WR)	1402	104	13.5	9	2	4.5	1393	102	13.7
11)	Hopkins, Hou. (WR)	1378	96	14.4	0	0	---	1378	96	14.4
12)	*Fournette, Jac. (RB)	1342	304	4.4	1040	268	3.9	302	36	8.4
13)	Hyde, S.F. (RB)	1288	299	4.3	938	240	3.9	350	59	5.9
14)	Thielen, Min. (WR)	1287	92	14.0	11	1	11.0	1276	91	14.0
15)	E. Elliott, Dal. (RB)	1252	268	4.7	983	242	4.1	269	26	10.3
16)	Howard, Chi. (RB)	1247	299	4.2	1122	276	4.1	125	23	5.4
17)	Thomas, N.O. (WR)	1245	104	12.0	0	0	---	1245	104	12.0
18)	Hill, K.C. (WR)	1242	92	13.5	59	17	3.5	1183	75	15.8
19)	C. Anderson, Den. (RB)	1231	273	4.5	1007	245	4.1	224	28	8.0
20)	L. Miller, Hou. (RB)	1215	274	4.4	888	238	3.7	327	36	9.1
21)	Gore, Ind. (RB)	1206	290	4.2	961	261	3.7	245	29	8.4
22)	Freeman, Atl. (RB)	1182	232	5.1	865	196	4.4	317	36	8.8
23)	Collins, Bal. (RB)	1160	235	4.9	973	212	4.6	187	23	8.1
24)	Fitzgerald, Ariz (WR)	1156	109	10.6	0	0	---	1156	109	10.6
25)	Cooks, N.E. (WR)	1122	74	15.2	40	9	4.4	1082	65	16.6
26)	D. Lewis, N.E. (RB)	1110	212	5.2	896	180	5.0	214	32	6.7
27)	M. Jones, Det. (WR)	1101	61	18.0	0	0	---	1101	61	18.0
28)	*McCaffrey, Car. (RB)	1086	197	5.5	435	117	3.7	651	80	8.1
29)	Gronkowski, N.E. (TE)	1084	69	15.7	0	0	---	1084	69	15.7
30)	Green, Cin. (WR)	1078	75	14.4	0	0	---	1078	75	14.4
31)	Kelce, K.C. (TE)	1045	85	12.3	7	2	3.5	1038	83	12.5
32)	Lynch, Oak. (RB)	1042	227	4.6	891	207	4.3	151	20	7.6
33)	D. Johnson, Cle. (RB)	1041	156	6.7	348	82	4.2	693	74	9.4
34)	Crowell, Cle. (RB)	1035	234	4.4	853	206	4.1	182	28	6.5
35)	Ajayi, Mia.-Phi. (RB)	1031	232	4.4	873	208	4.2	158	24	6.6
36)	Tate, Det. (WR)	1025	97	10.6	22	5	4.4	1003	92	10.9
37)	Goodwin, S.F. (WR)	1006	60	16.8	44	4	11.0	962	56	17.2
38)	M. Evans, T.B. (WR)	1001	71	14.1	0	0	---	1001	71	14.1
39)	McKinnon, Min. (RB)	991	201	4.9	570	150	3.8	421	51	8.3
40)	Baldwin, Sea. (WR)	983	77	12.8	-8	2	-4.0	991	75	13.2
41)	Landry, Mia. (WR)	980	113	8.7	-7	1	-7.0	987	112	8.8
42)	Hilton, Ind. (WR)	966	57	16.9	0	0	---	966	57	16.9
43)	Anderson, NY-J (WR)	950	66	14.4	9	3	3.0	941	63	14.9
44)	De. Thomas, Den. (WR)	949	83	11.4	0	0	---	949	83	11.4
45)	Murray, Min. (RB)	945	231	4.1	842	216	3.9	103	15	6.9
46)	Powell, NY-J (RB)	942	201	4.7	772	178	4.3	170	23	7.4
47)	T. Coleman, Atl. (RB)	927	183	5.1	628	156	4.0	299	27	11.1
48)	Murray, Ten. (RB)	925	223	4.1	659	184	3.6	266	39	6.8
49)	*Smith-Schuster, Pit. (WR)	917	58	15.8	0	0	---	917	58	15.8
50)	*Mixon, Cin. (RB)	913	208	4.4	626	178	3.5	287	30	9.6

NFL / LEADERS IN FIRST DOWNS

Rank	Player, Team	Rush	Rec	Tot
1)	Bell, Pit. (RB)	74	31	105
2)	Gurley, LA-R (RB)	66	32	98
3)	Gordon, LA-C (RB)	58	22	80
4t)	*K. Hunt, K.C. (RB)	60	18	78
4t)	*Kamara, N.O. (RB)	40	38	78
4t)	McCoy, Buf. (RB)	55	23	78
7)	Allen, LA-C (WR)	0	74	74
8)	Brown, Pit. (WR)	0	71	71
9)	Thomas, N.O. (WR)	0	70	70
10t)	Hopkins, Hou. (WR)	0	69	69
10t)	Ingram, N.O. (RB)	50	19	69
12)	Ju. Jones, Atl. (WR)	1	67	68
13t)	Fitzgerald, Ariz (WR)	0	66	66
13t)	Freeman, Atl. (RB)	48	18	66
15)	Howard, Chi. (RB)	61	4	65
16t)	E. Elliott, Dal. (RB)	55	6	61
16t)	*Fournette, Jac. (RB)	46	15	61
16t)	Hyde, S.F. (RB)	44	17	61
19t)	Landry, Mia. (WR)	0	60	60
19t)	L. Miller, Hou. (RB)	43	17	60
19t)	Thielen, Min. (WR)	1	59	60
22t)	Collins, Bal. (RB)	51	8	59
22t)	D. Lewis, N.E. (RB)	48	11	59
24)	Gore, Ind. (RB)	49	9	58
25t)	Gronkowski, N.E. (TE)	0	57	57
25t)	D. Johnson, Cle. (RB)	26	31	57
25t)	Kelce, K.C. (TE)	2	55	57
25t)	*McCaffrey, Car. (RB)	21	36	57
29t)	M. Evans, T.B. (WR)	0	55	55
29t)	Green, Cin. (WR)	0	55	55
31t)	Allen, Bal. (RB)	38	16	54
31t)	C. Anderson, Den. (RB)	47	7	54
33)	De. Thomas, Den. (WR)	0	53	53
34)	Lynch, Oak. (RB)	44	6	50
35)	Goodwin, S.F. (WR)	3	46	49
36t)	Ajayi, Mia.-Phi. (RB)	39	8	47
36t)	Crowell, Cle. (RB)	38	9	47
38t)	Ertz, Phi. (TE)	0	46	46
38t)	Newton, Car. (QB)	46	0	46
40t)	D. Adams, G.B. (WR)	0	45	45
40t)	Murray, Min. (RB)	42	3	45
40t)	Tate, Det. (WR)	1	44	45
43t)	Baldwin, Sea. (WR)	0	44	44
43t)	Bryant, Dal. (WR)	0	44	44
43t)	Cooks, N.E. (WR)	2	42	44
43t)	Hill, K.C. (WR)	3	41	44
43t)	Jeffery, Phi. (WR)	0	44	44
43t)	M. Jones, Det. (WR)	0	44	44
43t)	*Mixon, Cin. (RB)	35	9	44
43t)	Sanu, Atl. (WR)	3	41	44
43t)	Walker, Ten. (TE)	1	43	44
43t)	*Williams, G.B. (RB)	32	12	44

NFL / LEADING PUNTERS

Rank	Player, Team	No	Yards	Lg	Avg	TB	Blk	Dwn	OB	Opp Ret	Yds	In 20	Net Avg
1)	Kern, Ten.	75	3728	74	49.7	5	0	5	16	40	286	28	44.6
2)	Lechler, Hou.	92	4507	68	49.0	5	0	8	8	49	608	32	41.3
3)	Kaser, LA-C	74	3558	69	48.1	9	0	7	4	48	319	27	41.3
4)	Hekker, LA-R	65	3113	70	47.9	4	0	8	16	25	152	30	44.3
5)	Colquitt, Cle.	80	3811	67	47.6	2	1	15	5	45	482	24	40.6
6)	King, Oak.	69	3270	65	47.4	6	0	10	6	32	205	28	42.7
7)	Lee, Ariz	88	4159	63	47.3	8	0	13	6	48	506	29	39.7
8)	Morstead, N.O.	60	2822	68	47.0	2	0	9	7	24	249	26	42.2
9)	O'Donnell, Chi.	87	4087	69	47.0	6	0	9	8	49	512	27	39.7
10)	Huber, Cin.	88	4101	63	46.6	3	1	12	7	43	410	32	40.8
11)	Edwards, NY-J	94	4378	70	46.6	4	0	10	8	49	491	33	40.5
12)	Palardy, Car.	71	3269	63	46.0	4	0	10	6	30	176	25	42.4
13)	Way, Was.	83	3794	64	45.7	6	0	7	5	39	435	33	39.0
14)	Dixon, Den.	73	3331	60	45.6	3	2	12	5	30	258	23	40.2
15)	D. Jones, Phi.	67	3033	62	45.3	5	1	16	7	25	171	21	40.6
16)	Colquitt, K.C.	65	2936	77	45.2	5	0	9	5	24	164	29	41.1
17)	Ryan, Sea.	92	4141	74	45.0	6	0	12	10	45	452	29	38.8
18)	Bosher, Atl.	53	2379	62	44.9	2	0	3	4	22	179	19	40.8
19)	Koch, Bal.	84	3765	67	44.8	3	1	13	16	34	277	40	40.3
20)	*Sanchez, Ind.	84	3764	61	44.8	3	1	19	16	19	80	28	42.6
21)	Schmidt, Buf.	79	3529	60	44.7	6	0	9	10	38	210	28	40.5
22)	*Haack, Mia.	83	3695	64	44.5	5	0	17	6	35	220	30	40.7
23)	*Vogel, G.B.	71	3155	62	44.4	2	0	8	8	29	164	19	41.6
24)	Wing, NY-G	95	4189	69	44.1	9	2	16	7	43	448	19	36.7
25)	Nortman, Jac.	87	3835	65	44.1	9	1	8	15	30	228	29	38.9
26)	C. Jones, Dal.	66	2908	62	44.1	5	0	14	9	18	75	34	41.4
27)	Anger, T.B.	65	2857	62	44.0	5	1	7	5	27	153	24	39.5
28)	Pinion, S.F.	75	3255	59	43.4	1	0	10	8	33	138	31	41.3
29)	Martin, Det.	41	1779	64	43.4	6	0	4	5	14	116	13	37.6
30)	R. Allen, N.E.	58	2515	60	43.4	3	0	13	5	23	105	24	40.5
31)	Berry, Pit.	64	2763	62	43.2	2	0	6	9	23	177	26	39.8
32)	Quigley, Min.	71	2994	56	42.2	0	0	7	7	24	213	29	39.2

NFL / LEADING PUNTERS, NET AVERAGE

Rank	Player, Team	No	Yards	Lg	Avg	TB	Blk	Dwn	OB	Opp Ret	Yds	In 20	Net Avg
1)	Kern, Ten.	75	3728	74	49.7	5	0	5	16	40	286	28	44.6
2)	Hekker, LA-R	65	3113	70	47.9	4	0	8	16	25	152	30	44.3
3)	King, Oak.	69	3270	65	47.4	6	0	10	6	32	205	28	42.7
4)	*Sanchez, Ind.	84	3764	61	44.8	3	1	19	16	19	80	28	42.6
5)	Palardy, Car.	71	3269	63	46.0	4	0	10	6	30	176	25	42.4
6)	Morstead, N.O.	60	2822	68	47.0	2	0	9	7	24	249	26	42.2
7)	*Vogel, G.B.	71	3155	62	44.4	2	0	8	8	29	164	19	41.6
8)	C. Jones, Dal.	66	2908	62	44.1	5	0	14	9	18	75	34	41.4
9)	Kaser, LA-C	74	3558	69	48.1	9	0	7	4	48	319	27	41.3
10)	Lechler, Hou.	92	4507	68	49.0	5	0	8	8	49	608	32	41.3
11)	Pinion, S.F.	75	3255	59	43.4	1	0	10	8	33	138	31	41.3
12)	Colquitt, K.C.	65	2936	77	45.2	5	0	9	5	24	164	29	41.1
13)	Huber, Cin.	88	4101	63	46.6	3	1	12	7	43	410	32	40.8
14)	Bosher, Atl.	53	2379	62	44.9	2	0	3	4	22	179	19	40.8
15)	*Haack, Mia.	83	3695	64	44.5	5	0	17	6	35	220	30	40.7
16)	D. Jones, Phi.	67	3033	62	45.3	5	1	16	7	25	171	21	40.6
17)	Colquitt, Cle.	80	3811	67	47.6	2	1	15	5	45	482	24	40.6
18)	R. Allen, N.E.	58	2515	60	43.4	3	0	13	5	23	105	24	40.5
19)	Edwards, NY-J	94	4378	70	46.6	4	0	10	8	49	491	33	40.5
20)	Schmidt, Buf.	79	3529	60	44.7	6	0	9	10	38	210	28	40.5
21)	Koch, Bal.	84	3765	67	44.8	3	1	13	16	34	277	40	40.3
22)	Dixon, Den.	73	3331	60	45.6	3	2	12	5	30	258	23	40.2
23)	Berry, Pit.	64	2763	62	43.2	2	0	6	9	23	177	26	39.8
24)	O'Donnell, Chi.	87	4087	69	47.0	6	0	9	8	49	512	27	39.7
25)	Lee, Ariz	88	4159	63	47.3	8	0	13	6	48	506	29	39.7
26)	Anger, T.B.	65	2857	62	44.0	5	1	7	5	27	153	24	39.5
27)	Quigley, Min.	71	2994	56	42.2	0	0	7	7	24	213	29	39.2
28)	Way, Was.	83	3794	64	45.7	6	0	7	5	39	435	33	39.0
29)	Nortman, Jac.	87	3835	65	44.1	9	1	8	15	30	228	29	38.9
30)	Ryan, Sea.	92	4141	74	45.0	6	0	12	10	45	452	29	38.8
31)	Martin, Det.	41	1779	64	43.4	6	0	4	5	14	116	13	37.6
32)	Wing, NY-G	95	4189	69	44.1	9	2	16	7	43	448	19	36.7

WEEK 17 / THROUGH SUNDAY, DECEMBER 31, 2017

NFL / PUNT RETURN LEADERS

Rank	Player, Team	Ret	FC	Yards	Avg	Long	TD
1)	*Agnew, Det.	29	16	447	15.4	88t	2
2)	Cooper, LA-R	32	8	399	12.5	53	0
3)	Davis, G.B.	24	22	289	12.0	65	0
4)	Campanaro, Bal.	27	18	291	10.8	77t	1
5)	Mickens, Jac.	27	19	287	10.6	72	1
6)	Tate, Buf.	20	6	193	9.7	40	0
7)	Sherels, Min.	39	24	372	9.5	46	0
8)	Benjamin, LA-C	27	25	257	9.5	65t	1
9)	*Cohen, Chi.	29	15	272	9.4	61t	1
10)	*Taylor, S.F.	30	16	281	9.4	39	0
11)	Barner, Phi.	27	15	240	8.9	76	0
12)	*Switzer, Dal.	29	10	256	8.8	83t	1
13)	*McKenzie, Den.	21	7	183	8.7	44	0
14)	Amendola, N.E.	27	18	231	8.6	40	0
15)	*Jackson, Ten.	34	9	290	8.5	46	0
16)	Hill, K.C.	25	9	204	8.2	82t	1
17)	Grant, Mia.	25	11	190	7.6	27	0
18)	Roberts, Atl.	27	21	201	7.4	27	0
19)	*McCaffrey, Car.	22	9	162	7.4	25	0
20)	Erickson, Cin.	39	19	278	7.1	29	0
21)	Lockett, Sea.	36	21	237	6.6	27	0
22)	K. Williams, Ariz	21	20	137	6.5	20	0
23)	Crowder, Was.	27	21	171	6.3	29	0
24)	*Peppers, Cle.	30	15	180	6.0	25	0
25)	Richard, Oak.	26	13	155	6.0	19	0

NFL / KICKOFF RETURN LEADERS

Rank	Player, Team	Ret	Yards	Avg	Long	TD
1)	Cooper, LA-R	34	932	27.4	103t	1
2)	Lockett, Sea.	37	949	25.6	99t	1
3)	*Switzer, Dal.	24	600	25.0	61	0
4)	D. Lewis, N.E.	23	570	24.8	103t	1
5)	A. Hunt, K.C.	25	611	24.4	42	0
6)	*Jackson, Ten.	25	578	23.1	57	0
7)	Grant, Mia.	21	479	22.8	31	0
8)	Davis, G.B.	31	707	22.8	34	0
9)	Roberts, Atl.	38	860	22.6	61	0
10)	*Cohen, Chi.	26	583	22.4	46	0
11)	Erickson, Cin.	32	663	20.7	41	0
12)	Tate, Buf.	28	548	19.6	29	0

NFL / LEADERS IN INTERCEPTIONS

Rank	Player, Team	Int	Yards	Avg	Long	TD
1t)	Byard, Ten.	8	130	16.3	33	0
1t)	Slay, Det.	8	73	9.1	37	0
3t)	Weddle, Bal.	6	85	14.2	45t	1
3t)	Bouye, Jac.	6	70	11.7	51	0
5t)	Peters, K.C.	5	137	27.4	62	0
5t)	*Lattimore, N.O.	5	85	17.0	33	1
5t)	Hyde, Buf.	5	64	12.8	37	0
5t)	Bethea, Ariz	5	51	10.2	21	0
5t)	Boston, LA-C	5	49	9.8	25	0
5t)	Smith, Min.	5	42	8.4	19	0
5t)	Poyer, Buf.	5	33	6.6	19t	1
12t)	*White, Buf.	4	86	21.5	63	0
12t)	Gipson, Jac.	4	83	20.8	67	0
12t)	X. Howard, Mia.	4	71	17.8	30t	1
12t)	Carr, Bal.	4	57	14.3	33	0
12t)	Church, Jac.	4	51	12.8	51t	1
12t)	Mitchell, K.C.	4	40	10.0	40	0
12t)	Robinson, Phi.	4	36	9.0	19	0
12t)	Randall, G.B.	4	35	8.8	21t	1
12t)	Ramsey, Jac.	4	34	8.5	18	0
12t)	Swearinger, Was.	4	32	8.0	31	0
12t)	Harmon, N.E.	4	12	3.0	12	0
12t)	*M. Williams, N.O.	4	12	3.0	12	0
12t)	Hayward, LA-C	4	7	1.8	7	0
12t)	Fuller, Was.	4	4	1.0	3	0

NFL / LEADERS IN SACKS

Rank	Player, Team	Sacks
1)	Jones, Ariz (LB)	17.0
2t)	Campbell, Jac. (DE)	14.5
2t)	Lawrence, Dal. (DE)	14.5
4t)	Griffen, Min. (DE)	13.0
4t)	Jordan, N.O. (DE)	13.0
4t)	Kerrigan, Was. (LB)	13.0
7)	Bosa, LA-C (DE)	12.5
8t)	Ansah, Det. (DE)	12.0
8t)	Heyward, Pit. (DE)	12.0
8t)	Ngakoue, Jac. (DE)	12.0
11t)	Addison, Car. (DE)	11.0
11t)	Donald, LA-R (DE)	11.0
11t)	Peppers, Car. (DE)	11.0
11t)	Suggs, Bal. (LB)	11.0
15t)	Ingram, LA-C (LB)	10.5
15t)	Mack, Oak. (DE)	10.5
15t)	Wake, Mia. (DE)	10.5
18)	Miller, Den. (LB)	10.0
19t)	Clayborn, Atl. (DE)	9.5
19t)	Clowney, Hou. (LB)	9.5
19t)	B. Graham, Phi. (DE)	9.5
19t)	Houston, K.C. (LB)	9.5
23t)	Atkins, Cin. (DT)	9.0
23t)	Clark, Sea. (DE)	9.0
25t)	Bennett, Sea. (DE)	8.5
25t)	Hicks, Chi. (DE)	8.5
25t)	*Lawson, Cin. (DE)	8.5
25t)	Pierre-Paul, NY-G (DE)	8.5
25t)	Quinn, LA-R (LB)	8.5
30t)	Fowler, Jac. (DE)	8.0
30t)	Irvin, Oak. (LB)	8.0
30t)	Jackson, Jac. (DT)	8.0
30t)	Judon, Bal. (LB)	8.0
30t)	Smith, Was. (LB)	8.0
30t)	Williams, Pit. (LB)	8.0
36t)	Dunlap, Cin. (DE)	7.5
36t)	Matthews, G.B. (LB)	7.5
36t)	Morgan, Ten. (LB)	7.5
36t)	Short, Car. (DT)	7.5
40t)	*Garrett, Cle. (DE)	7.0
40t)	Hunter, Min. (DE)	7.0
40t)	Irving, Dal. (DT)	7.0
40t)	Orakpo, Ten. (LB)	7.0
40t)	Perry, G.B. (LB)	7.0
40t)	*Watt, Pit. (LB)	7.0
46t)	Dumervil, S.F. (DE)	6.5
46t)	T. Flowers, N.E. (DE)	6.5
46t)	Jones, K.C. (DE)	6.5
46t)	Vernon, NY-G (DE)	6.5
46t)	Zettel, Det. (DE)	6.5

NFL / FUMBLE RECOVERIES

Rank	Player, Team	TotRec	OffRec	DefRec
1)	Winston, T.B.	7	7	0
2t)	Cutler, Mia.	6	6	0
2t)	McCown, NY-J	6	6	0
2t)	*Trubisky, Chi.	6	6	0
2t)	Wilson, Sea.	6	6	0
6t)	Brissett, Ind.	5	5	0
6t)	David, T.B.	5	0	5
6t)	Manning, NY-G	5	5	0
6t)	Rivers, LA-C	5	5	0
10t)	Cousins, Was.	4	4	0
10t)	Erickson, Cin.	4	4	0
10t)	Flacco, Bal.	4	4	0
10t)	Raymond, NY-J-NY-G	4	4	0
10t)	Wentz, Phi.	4	4	0
10t)	Whitehead, Det.	4	0	4

NFL / OFFENSIVE FUMBLE RECOVERIES

Rank	Player, Team	Ret	Yards	Avg	Long	TD
1)	Winston, T.B.	7	0	0.0	0	0
2t)	Cutler, Mia.	6	0	0.0	0	0
2t)	McCown, NY-J	6	0	0.0	0	0
2t)	*Trubisky, Chi.	6	0	0.0	0	0
2t)	Wilson, Sea.	6	0	0.0	0	0
6t)	Brissett, Ind.	5	0	0.0	0	0
6t)	Manning, NY-G	5	0	0.0	0	0
6t)	Rivers, LA-C	5	0	0.0	0	0
9t)	Cousins, Was.	4	0	0.0	0	0
9t)	Erickson, Cin.	4	0	0.0	0	0
9t)	Flacco, Bal.	4	0	0.0	0	0
9t)	Raymond, NY-J-NY-G	4	0	0.0	0	0
9t)	Wentz, Phi.	4	0	0.0	0	0
14t)	*Agnew, Det.	3	0	0.0	0	0
14t)	Barner, Phi.	3	0	0.0	0	0
14t)	Bortles, Jac.	3	0	0.0	0	0
14t)	Brees, N.O.	3	0	0.0	0	0
14t)	Foles, Phi.	3	0	0.0	0	0
14t)	Gabbert, Ariz	3	0	0.0	0	0
14t)	Glennon, Chi.	3	0	0.0	0	0
14t)	Havenstein, LA-R	3	0	0.0	0	0
14t)	D. Johnson, Cle.	3	0	0.0	0	0
14t)	Jones, Pit.	3	0	0.0	0	0
14t)	*McKenzie, Den.	3	0	0.0	0	0
14t)	Newton, Car.	3	0	0.0	0	0
14t)	Richard, Oak.	3	0	0.0	0	0
14t)	A. Smith, K.C.	3	0	0.0	0	0
14t)	Yates, Buf.-Hou.	3	0	0.0	0	0

NFL / DEFENSIVE FUMBLE RECOVERIES

Rank	Player, Team	Ret	Yards	Avg	Long	TD
1)	David, T.B.	5	21	4.2	21t	1
2)	Whitehead, Det.	4	9	2.3	5	0
3t)	*Jackson, Chi.	3	75	25.0	75t	1
3t)	Jones, Mia.	3	52	17.3	38t	2
3t)	Mosley, Bal.	3	18	6.0	18	0
3t)	Mingo, Ind.	3	0	0.0	0	0
7t)	Clowney, Hou.	2	71	35.5	49	1
7t)	Ngakoue, Jac.	2	67	33.5	67t	1
7t)	Fowler, Jac.	2	53	26.5	53t	1
7t)	Tel. Smith, Jac.	2	52	26.0	52	1
7t)	*White, Buf.	2	52	26.0	52t	1
7t)	Peters, K.C.	2	45	22.5	45t	1
7t)	Ingram, LA-C	2	39	19.5	39t	1
7t)	Kuechly, Car.	2	34	17.0	34t	1
7t)	Collins, NY-G	2	33	16.5	32	0
7t)	Hayden, Det.	2	27	13.5	27t	1
7t)	*Barnett, Phi.	2	23	11.5	23t	1
7t)	Cox, Phi.	2	20	10.0	20t	1
7t)	S. Richardson, Sea.	2	20	10.0	20	0
7t)	Trufant, Atl.	2	15	7.5	15t	1
7t)	Hayward, LA-C	2	11	5.5	11	0
7t)	Clayborn, Atl.	2	10	5.0	10t	1
7t)	Robertson, N.O.	2	8	4.0	8	0
7t)	Skrine, NY-J	2	8	4.0	8	0
7t)	Parker, K.C.	2	7	3.5	7	0
7t)	Byard, Ten.	2	6	3.0	6	0
7t)	M. Collins, Dal.	2	6	3.0	6	0
7t)	Adams, Car.	2	4	2.0	4	0
7t)	Woodyard, Ten.	2	4	2.0	4t	1
7t)	*Adams, NY-J	2	0	0.0	0	0
7t)	Apple, NY-G	2	0	0.0	0	0
7t)	Burns, Pit.	2	0	0.0	0	0
7t)	Carrie, Oak.	2	0	0.0	0	0
7t)	Chung, N.E.	2	0	0.0	0	0
7t)	Cowser, Oak.	2	0	0.0	0	0
7t)	Harris, Min.	2	0	0.0	0	0
7t)	Hicks, Chi.	2	0	0.0	0	0
7t)	Jenkins, NY-J	2	0	0.0	0	0
7t)	Lawrence, Dal.	2	0	0.0	0	0
7t)	Martinez, G.B.	2	0	0.0	0	0
7t)	Morgan, Ten.	2	0	0.0	0	0
7t)	Neal, Atl.	2	0	0.0	0	0
7t)	Peppers, Car.	2	0	0.0	0	0
7t)	Pierce, Bal.	2	0	0.0	0	0
7t)	Rollins, G.B.	2	0	0.0	0	0
7t)	*Te. Thompson, Sea.	2	0	0.0	0	0
7t)	S. Williams, Cin.	2	0	0.0	0	0

WEEK 17 / THROUGH SUNDAY, DECEMBER 31, 2017

Team/Offense Rank (Within League)																																		
BAL	BUF	CIN	CLE	DEN	HOU	IND	JAX	KC	LAC	MIA	NE	NYJ	OAK	PIT	TEN		ARI	ATL	CAR	CHI	DAL	DET	GB	LAR	MIN	NO	NYG	PHI	SF	SEA	TB	WAS		
27	29	32	24	17t	20	31	6	5	4	25	1	28	17t	3	23	TYds/G	22	8	19	30	14	13	26	10	11	2	21	7	12	15	9	16		
31	29	27	24	28	20	32	12	2	4	22	5	21	11	7	18	TYds/P	30	3	19	23	15	9	25	6	13	1	26	10	16	17	8	14		
11	6	31	18	12	14	22	1	9	24	29	10	19	25	20	15	RYds/G	30	13	4	16	2	32	17	8	7	5	26	3	21	23	27	28		
19	14	29	6	18	16	28	9	1	26	24	12	20	13	25	15	RshAvg	31	8	10	11	3	32	5	7	23	2	22	4	17	21	27	30		
29	31	27	22	20	21	30	17	7	1	18	2	24	16	3	23	PsYd/G	15	8	28	32	26	6	25	10	11	5	19	13	9	14	4	12		
32	27	21	30	28	22	29	11	6	2	24	5	20	13	4	17	PasAvg	23	3	19	25	18	8	31	7	9	1	26	14	16	15	10	12		
13	10	16t	32	31	28	7	19	3	8	30	2	16t	21	23	29	%HdInt	25	12	26	22	24	9	27	1	5	4	14	6	20	11	15	18		
7	30	22	26	28	31	32	6	16	1	10	12	29	4	3	18	Sac/PP	25	5	17	23	14	24	27	9	8	2	11	13	19	21	15	20		
15t	26t	30t	22t	20	14	30t	7t	10	5	25	1	29	24	3	22t	1D/Gm	17	9	12	30t	13	21	18	15t	6	7t	28	4	11	19	2	26t		
27	6	29	28	15	22	18	20	14	12	32	10	23	11	2	25	3D Eff	24	1	7	26	5	17	13	9	3	19	30	8	16	21	4	31		
4	31	20t	11	25	12t	15	2	28	16t	29	5	8	26	24	12t	4D Eff	19	27	16t	22	10	32	9	20t	30	1	23	3	18	7	12t	6		
5	12	14	29	15	17	28	7	26	9	21	18	32	30	23	16	PR Avg	22	20	19	3	13	1	2	4	8	25	31	11	10	24	6	27		
1	24	26	8	7	21	18	14	9	30	20	12	23	16	29	13	KR Avg	22	11	10	19	3	32	15	2	4	6	28	27	31	5	17	25		
21	17	11	9	23	2	22	26	14	3	19	28	10	5	31	1	GPntAv	6	16	12	8	24	25	20	4	32	7	30	18	27	15	29	13		
20	19	13	21	22	10	4	30	12	9	15	17	18	3	23	1	NPntAv	25	14	5	24	8	27	7	2	28	6	32	16	11	31	26	29		
9	22	26	32	27	17	30	5	6	13	28	2	24	23	8	19	Pts/Gm	25	15	12	29	14	7	21	1	10	4	31	3	20	11	18	16		
6	10	9	26t	26t	21t	16t	13t	8	32	7	4	19t	24	5	19t	FG%	21t	11	1	29	25	13t	23	3	18	12	31	16t	2	30	28	13t		
Opponent/Defense Rank (Within League)																																		
BAL	BUF	CIN	CLE	DEN	HOU	IND	JAX	KC	LAC	MIA	NE	NYJ	OAK	PIT	TEN		ARI	ATL	CAR	CHI	DAL	DET	GB	LAR	MIN	NO	NYG	PHI	SF	SEA	TB	WAS		
12	26	18	14	3	20	30	2	28	15	16	29	25	23	5	13	TYds/G	6	9	7	10	8	27	22	19	1	17	31	4	24	11	32	21		
7	20	6	12	3	29	30	1	26	15	23	31	21	27	14	8	TYds/P	4	13	17	11	10	24	25	18	2	22	28	9	16	5	32	19		
15	29	30	7	5	13	26	21	25	31	14	20	24	12	10	4	RYds/G	6	9	3	11	8	18	17	28	2	16	27	1	22	19	23	32		
16	25	22	2	1	10	9	26	23	32	17	31	15	13	27	4	RshAvg	3	19	11	12	18	21	8	30	5	28	20	6	7	14	24	29		
10	20	8	19	4	24	28	1	29	3	16	30	21	26	5	25	PsYd/G	14	12	18	7	11	27	23	13	2	15	31	17	22	6	32	9		
4	19	5	26	18	30	32	1	25	3	23	20	21	28	11	13	PasAvg	12	10	17	14	8	22	29	9	2	16	27	7	24	6	31	15		
2	9	24	31	20	18	13	1	11	4	28	21	23	32	7	22	%HdInt	12	30	26	29	27	5	19	6	15	3	17	8	25	14	16	10		
11	31	9	20	17	21	29	2	27	5	25	12	28	24	1	13	Sac/PP	19	14	3	6	16	23	10	4	18	8	30	22	26	15	32	7		
9	30	24t	18	3	12	23	1	32	6t	20	24t	27	13	4	21t	1D/Gm	8	21t	6t	10	16	31	28	11	2	15	17	5	29	19	26	14		
10	18	25	24	2	5	31	4	23	19	11	21	12	26	7	8	3D Eff	6	16	13	20	29	15	28	14	1	27	22	3	30	17	32	9		
11	24	18	19t	8t	27t	19t	16	21	5	3	13	15	30	7	27t	4D Eff	14	29	10	23	6	22	31	25t	12	8t	4	1t	32	17	1t	25t		
20	5	23	30	21	32	3	16	13	12	10	4	24	11	18	15	PR Avg	29	19	8	28	1	17	6	9	22	26	27	14	2	25	7	31		
1	20	26	28	23	11	4	13	5	31	6	3	8	7	15	27	KR Avg	21	32	16	19	18	12	22	24	25	29	14	17	9	10	30	2		
9	3	15	8	25	31	19	20	1	18	23	12	22	5	14	32	GPntAv	28	27	24	30	13	16	2	7	17	10	21	11	29	6	26	4		
11	4	6	10	20	32	27	13	3	18	22	9	29	23	28	31	NPntAv	30	25	24	21	8	1	5	2	12	16	26	7	15	14	19	17		
6	18	16	31	22t	32	30	2	15	3	29	5	22t	20	7	17	Pts/Gm	19	8	11	9	13t	21	26	12	1	10	27t	4	25	13t	22t	27t		
14t	30	21	19	24	32	12	31	9	17	6	2	3	16	11	27	FG%	25	14t	18	28	4	8	29	1	26	13	7	5	22t	22t	20	10		



***LOS ANGELES***  
***CHARGERS***  
***FEATURE***  
***CLIPS***

# TABLE OF CONTENTS



Chargers owner Dean Spanos extends olive branch to fans in San Diego .....	1
'We've moved mountains to get where we are': L.A. Chargers gear up for first training camp in Costa Mesa .....	1
Dean Spanos' decision to move the Chargers to L.A. is the biggest he'll ever make and one he won't escape .....	2
American Hellenic Council Honors LA Chargers Owner Dean Spanos .....	3
With stadium security in hand, Dean Spanos is focused on new future in Los Angeles .....	4
Chargers coach Anthony Lynn trying to make best of bi-coastal marriage .....	6
Anthony Lynn leads Chargers back to relevancy .....	7
Thanksgiving: Anthony Lynn, Chargers Coach, Is Thankful for His Life .....	8
Chargers Coach Anthony Lynn is enjoying the brotherhood of NFL coaches, even if that means skipping breakfast .....	9
Chargers head coach Anthony Lynn and the currency of truth .....	9
Chargers' Anthony Lynn trying to buck a trend: former running backs don't make it as head coaches .....	10
Inside Brandon Mebane's Plant-Based Diet .....	11
Chargers set for first exhibition in Carson .....	11
Chargers star makes Costa Mesa football fan's dream come true with Super Bowl tickets .....	11
Casey Hayward Continuing Mother's Legacy of Philanthropy .....	12
Love conquers all for Chargers' man of the community Dick Lewis .....	12
Derek Watt Scouts Younger Brother T.J. Heading into the Combine .....	13
J.J. Watt Proud of Younger Brother Derek .....	13
From cruises to Zac Brown Band concerts, the Watt family album reveals tight bonds .....	14
Memory of his slain brother has Chargers rookie Desmond King playing 'off the chain' .....	15
Chargers rookies Forrest Lamp and Dan Feeney are roommates and study buddies .....	16
Chargers collect two semitrailers of donations for Harvey relief effort .....	17
Former Notre Dame Co-Captains Reunite as Chargers Rookies .....	17
Chargers rookie Isaac Rochell has come a long way since 'hating' football .....	17
Chargers linebacker Jatavis Brown focuses on proving doubters wrong and believers right .....	18
Chargers' Joe Barksdale breaks silence on his daily battles that have nothing to do with football .....	19
Joey Bosa and Melvin Ingram Are Powering a Fearsome Chargers Pass Rush .....	20
From GoT to GOAT: Joey Bosa's Impending Stardom Has No Limits .....	20
The Ballad of the Best Route Runner in Football .....	22
Chargers' Keenan Allen will test Raiders' shorthanded secondary .....	24
Rams, Chargers show off construction of new stadium .....	25
Debunking the myths of the Chargers in Los Angeles .....	25
Los Angeles Chargers are excited about their new practice facility in Costa Mesa .....	26
The Los Angeles Chargers are going to be the NFL's breakout team in the AFC .....	26
It may not feel natural to say, but they're getting used to being the Los Angeles Chargers .....	27
Chargers' Slauson wants to pay it forward .....	28
Melvin Gordon is happy that his father, and biggest supporter, is out of prison .....	28
Melvin Ingram on the mic: beats, rhymes and QB sacks .....	29
Davis tries to prove he's more than speed .....	30
Chargers embrace the Mike Williams era .....	30
Mike Williams and Artavis Scott's Journey from Clemson to L.A. ....	31
Chargers Hall of Famer sees the passion in Philip Rivers' squad .....	31
Philip Rivers Makes Special Airport Trip to Greet this New Chargers Coach .....	32
For Philip Rivers, going with the flow comes easy .....	33
Philip Rivers' new ride allows him to stay home .....	34
An Open Letter to All NFL Players: Let's Get Organized .....	35
Russell Okung's mission to protect the quarterback .....	35

Chargers have to do better job making San Diegans feel welcome .....	36
Sean McGrath's Affinity for Art .....	36
Inside the Chargers Move to Los Angeles and the Importance of 'Building Home Field Advantage' .....	37
L.A. Chargers betting that smaller stadium is better, and CBS' Amy Trask agrees .....	37
Chargers primed for L.A. debut at 27,000-seat StubHub Center .....	38
How cozy StubHub Center is racing to transform itself into an NFL-worthy home for the Chargers .....	39
Chargers' Tre Boston is shining on the field and in front of the cameras as analyst for NFL Network .....	40
How NFLer's gas station 'Jesus' moment led him to Chargers .....	40
Encounter with gas station stranger leads Tre Boston to Chargers .....	41
NFL's Tyrell Williams returns to Turner Elementary .....	41

# Chargers owner Dean Spanos extends olive branch to fans in San Diego

By Eric Williams  
ESPN.com  
September 8, 2017

LOS ANGELES -- Since announcing the team's intentions to move here in January, Los Angeles Chargers chairman Dean Spanos has been focused on transitioning the organization to his new home.

He revamped a 100,000-square foot office space in Costa Mesa for the team's new headquarters, helped modify the StubHub Center as the team's temporary home on game days, hired a new head coach in Anthony Lynn and helped relocate hundreds of employees and players to new homes.

On Monday, Spanos will get an opportunity to see all of the work behind the scenes come to fruition when the Chargers face the Denver Broncos on the road on Monday Night Football.

"Right now we just want to get the first game under our belt and get the season going," Spanos said. "That's the most important thing right now. All the other stuff, it will work itself out in the next two or three years.

"But right now it's just the product on the field, get our team playing well and get back into the playoffs -- that's our goal this year."

Of course, Spanos understands he left many angry and bitter fans behind in San Diego with his team's move a couple hours north to Orange County. He's heard their voices crackle on sports talk radio and has seen the posts on social media.

And while many fans in San Diego burned or donated their gear and disowned the team, some remain loyal to the Chargers and have followed the team to Los Angeles.

That has not gone unrecognized by Spanos, who says that fans in San Diego remain an important part of the organization.

"[We say] Thank you," Spanos said, when asked about San Diego fans who still follow the team. "They've been great. They've been loyal to the team and there's a lot of them. I'm very appreciative -- my family, players and the entire organization thanks them."

Spanos and the rest of the organization are in the midst of an awkward balancing act -- trying to carve out a niche in an ultra-competitive sports market with the team's self-proclaimed "Battle for LA," yet stay connected to fans in San Diego just a two-hour drive away.

"The transition is never easy," Spanos said. "It was a difficult decision, an emotional decision. But we're here. I'm looking forward to the future. Los Angeles has been great. The people have been great.

"It's a new chapter for us and we're moving on."

Helping to bridge that gap for the Chargers and the Spanos family is Hall of Fame running back LaDainian Tomlinson, hired as a special assistant by the team this year.

"Look, I understand that it's going to take some time," Tomlinson said. "People don't get over being hurt in just a week or two, or a month or two months. It's a process, and hopefully over time they will be able to get over it. Because at the end of the day it's that lightning bolt that we all care about.

"So I believe that will happen. Who knows when, but I do know that there's a number of fans from San Diego that still support the organization, and we'd like to have more of those people from San Diego."

Tomlinson said one of the ways he will help bridge that gap is to continue to support and do community events in San Diego.

Tomlinson's focus is community outreach. And the Chargers have maintained several community programs focused on youth football in San Diego, along with renewing their involvement in the Spanos Classic, a high school all-star game that takes place in January.

"This organization has always been one that's been strong in the community," Tomlinson said. "Dean Spanos has always been a guy to reach out and have charity functions in the community.

"So my hope is we don't forget about the San Diego community, that we're still able to reach down in that community and touch people, and still have events so they feel like they're still part of the organization, and still have a relationship with a lot of our players. That's the hope. And then obviously, that would be my role."

## 'We've moved mountains to get where we are': L.A. Chargers gear up for first training camp in Costa Mesa

By Luke Money  
LA Times  
July 27, 2017 at 1:30 pm

Like all National Football League franchises, the Los Angeles Chargers have been busy this year laying the groundwork for the upcoming season. In the Chargers' case, though, those efforts have involved a lot of literal groundwork.

Amid the spectacle of the NFL draft and the buzz of free agency, the Chargers — who are moving to L.A. this year after more than five decades in San Diego — have been readying a new headquarters, practice facility and training camp site in Costa Mesa.

On Sunday, Bolts fans will see the fruits of those efforts up close as the team kicks off its first training camp at the Jack R. Hammett Sports Complex.

"We've moved mountains to get where we are and we've still got a ways to go," A.G. Spanos, the team's president of business operations, said this week at the complex at 2750 Fairview Road. "But I'm so pleased when I look back at all the things we've accomplished to get us to this point."

"I think everything is setting us up for a great year both on the field and from a fan experience standpoint," said Spanos, son of Chargers owner Dean Spanos.

## Readying for camp

In March, the Costa Mesa City Council approved a lease agreement for the Chargers to use two fields at the Hammett complex for their annual preseason training camp for up to 10 years.

The Chargers pulled out the old grass and laid down new sod to get the fields ready for NFL action, according to John Spanos, the team's president of football operations and brother of A.G. Spanos.

"We were very thorough with the preparation of these fields, and they look great," John Spanos said.

All told, the team made about \$1 million worth of renovations at the Hammett site.

Bleachers will offer seating for about 3,000 fans attending the team's free practices. Plenty of standing-room space also is available.

Panels surrounding the fields bear phrases such as "Welcome to the fight" and "Fight for Costa Mesa."

The Chargers also will set up a merchandise tent, interactive games and a "high five" zone where fans will get to slap hands with players.

They also can get a bite at food trucks onsite.

"There are a few more things to set up logistically — paint the field, get the players here — but we're ready to go," John Spanos said.

A.G. Spanos said it's been exciting to see the team's plans for the facility come to life.

"We're not hindered by an old road map or a way that things used to be in the past," he said. "We get the chance to build a whole new model, a whole new way of doing things."

## Headquarters in Costa Mesa

While work has progressed at the Hammett Sports Complex, the Chargers have been developing their new headquarters about two miles away at 3333 Susan St.

The Chargers are leasing a nearly 102,000-square-foot building where they've "built a brand-new weight room, locker room, equipment room" and new office space, John Spanos said.

An adjacent 3.2-acre parcel has been redeveloped with training and practice fields the team will use during the season.

"We basically constructed a brand-new team headquarters and all that that encompasses," A.G. Spanos said.

"It's full-go, full steam ahead," John Spanos added. "Everybody's up there."

## Why Costa Mesa?

With all the options between San Diego and the StubHub Center in Carson — where the Chargers will play their home games the next three seasons before joining the Los Angeles Rams in a new stadium in Inglewood — why did the team choose Costa Mesa for its headquarters and training sites?

"When you talk about relocating an NFL franchise, it's not very easy in regard to finding a home that meets all of the criteria," John Spanos said. "We were able to do that here, and it's a great area."

A.G. Spanos said the franchise is "very happy with the venues we've been able to secure" and praised community leaders like the Costa Mesa City Council for their support.

From the team's perspective, he said, choosing a new home base was a matter of finding "what is going to set us up for success in 2017 and beyond."

"Costa Mesa was it," he said.

The availability of quality local shopping and dining also didn't hurt, the brothers said.

Info about practices and parking

The Chargers will hold 13 practices at Jack Hammett between Sunday and Aug. 22.

All sessions will run from 10 a.m. to noon and are free and open to the public. Walk-ups are welcome, but fans are encouraged to reserve free bleacher seating passes at [chargers.com/camp](http://chargers.com/camp).

Gates will open an hour before each session. Parking will be available for \$10 in the Gate 3 parking lot at the nearby OC Fair & Event Center, off Fairview Road.

Costa Mesa Police Department personnel will be on hand daily to help with security and provide traffic control during training camp, according to city spokesman Tony Dodero.

The Chargers aren't the only NFL team the Hammett complex will welcome this year. The New Orleans Saints will drop by for joint practices with the Chargers on Aug. 17 and 18.

Chargers joint practices with the Rams are scheduled for Aug. 5 at the StubHub Center and Aug. 9 at UC Irvine, where the Rams are holding training camp.

The Aug. 5 practice is open only to season ticket holders and those on the waiting list. John Spanos said there's a palpable sense of excitement in the Chargers calling Costa Mesa their home.

"People see the logo and they want to talk to you about it," he said. "It's all been really positive."

## Dean Spanos' decision to move the Chargers to L.A. is the biggest he'll ever make and one he won't escape

*By Nathan Fenno  
Los Angeles Times  
March 8, 2017, 4:05 PM*

The fortune Alex Spanos amassed over six decades began with bologna.

The year was 1951, and the son of a Greek immigrant was unemployed and broke, searching for a way to provide for his wife and two young children. He convinced a Stockton bank to loan him \$800 to buy a panel truck and

supplies to make bologna sandwiches to sell to migrant farm workers.

The humble beginning grew into a multi-billion dollar collection of businesses, now overseen by his son, Dean, and centered around the family's most valuable asset: the National Football League's Chargers.

Dean Spanos took a drastic step with his father's legacy in January, moving the Chargers to Los Angeles after 56 seasons in San Diego and leaving fans seething in a place he called home.

The key to understanding the younger Spanos' decision is the man himself — and his family. A large photograph of the Spanos clan dominates the wall behind his desk in an office that overlooks two practice fields at Chargers Park in San Diego. On a credenza, between an NFL record book and a golf club, a copy of his father's autobiography leans against the wall.

A lone page is dog-eared for quick reference: "A solid family foundation: This is the basis of everything. ... Without family, you will be left emotionally empty, no matter how fabulous your accomplishments."

Friends say Spanos, 66, felt burdened by a "sacred duty" and "solemn responsibility" to resolve the family's long-running search for a new stadium in San Diego or elsewhere.

Although known for his deliberate approach to business, the Chargers chairman gambled on the 120-mile drive north into an unforgiving market. It meant leaving San Diego, a place the team owned, for L.A., a sprawling metropolis crowded with college and professional sports. But Spanos didn't see an alternative.

The decision could add a billion dollars to the franchise value — Forbes estimates the Chargers and the family's other businesses are already worth \$2.4 billion — and boost annual revenue by tens of millions of dollars.

The cost to Spanos, however, extends beyond the NFL's \$650-million relocation fee. In San Diego, fans burned Chargers jerseys and attacked him on social media. A columnist called him a villain and the city's "most hated man."

The biggest decision Spanos will make in his career is one he'll never escape.

"He has suffered so much through this and people can believe it or not, but he's been tortured by what to do," said Bertrand Hug, a San Diego restaurateur who considers Spanos his best friend. "At the end, he says, 'I have no choice. I have to protect my family.'"

The bologna sandwich business took off and, by late 1951, Alex Spanos had leased space at the San Joaquin County Fairgrounds to house 350 workers. He furnished it with surplus bedding, according to the autobiography, and served boiled beans and the sandwiches for breakfast, lunch and dinner.

Spanos made \$35,000 in the first three months, then expanded the business by moving to an old barracks at the Stockton Metropolitan Airport. He adjusted the menu to include tortillas, rice and beans.

By 1956, the A.G. Spanos Agricultural Catering Service provided 7,000 meals a day and made \$700,000 that year — the equivalent of more than \$6 million today.

"If I hadn't made provisions, they would have slept in the fields instead of the beds provided and they would have eaten whatever the farmers could scrounge instead of the three meals I served each day," Spanos wrote.

At the suggestion of an accountant, Spanos invested some of the windfall in real estate. He founded a construction company that built its first apartment complex in 1961. The Bali Hai in Stockton included a luau pit as part of a South Seas theme. Headquartered in Stockton, the company opened offices in six other states.

Spanos still made time for his favorite hobby: golf. He met Bob Hope in 1969 during a round at Eldorado Country Club in Indian Wells. They played for \$100 a hole, according to the autobiography. The entertainer became one of his closest friends. They later performed a song-and-dance routine together at Carnegie Hall in New York.

"When Alex was born," Hope said in a Times story in 1985, "the doctor slapped him and Alex said, 'Like to rent an apartment?'"

Dean Spanos started working in his father's burgeoning empire before he was old enough to drive. The son swept out apartments, dug ditches — he once ruptured a sewage line at the bottom of a 10-foot deep trench — and framed buildings.

The father told the son he had to be the first one at a job site and the last to leave. Everyone watched him. If the owner's son didn't care, then why should they?

"It was the greatest experience of my life," said the younger Spanos, who graduated from the University of the Pacific in 1972 with a degree in business administration.

After a failed bid for the San Francisco 49ers in 1977, Alex Spanos bought majority interest in the San Diego Chargers seven years later for \$40 million. The transition from entrepreneur to professional sports owner wasn't smooth. San Diego fans booed Spanos in 1988 during an on-field ceremony to retire the number of Chargers quarterback Dan Fouts, frustrated by the team's losing ways. He called it the worst moment of his life.

Spanos rarely took time off; he grew uncomfortable if away from work for more than a few days. He had a hands-on management style, a quick temper and an outsized personality that could intimidate any room. Gary Plummer, a standout linebacker for the Chargers from 1986 to 1993, remembered how a phone call would warn staff and players at the team's headquarters that the owner was on his way.

"It was panic," Plummer said. "It was like cockroaches scattering when you turn on the light. No one wants to be seen by Alex Spanos. All he did was scream and yell at everything." Dean Spanos, the oldest of four children, took over the team's day-to-day operations in 1994. Friends see him as, in many ways, the opposite of his father: shy in public and content to operate behind the scenes, far outside the

professional sports spotlight other owners enjoy.

The father began detaching himself from the business and in 2008, revealed he suffers from dementia. Friends and family say he still owns an iron handshake and plays gin rummy for a few hours each day at his Stockton home. But the disease has taken a toll.

"I can't have the in-depth conversation, which is what I really miss the most," Dean Spanos said.

Several people close to Spanos believe he is more conciliatory in business dealings than his father. That includes the long, fruitless search for a stadium in San Diego.

"I think he felt this emotional and almost moral compulsion to do everything he possibly could to stay in San Diego and, in my opinion, I think it hurt him," said Carmen Policy, a friend of the Spanos family and former executive for the 49ers and Cleveland Browns. "He could have moved earlier had he just recognized the reality of the situation there and, in some ways, been better situated in L.A."

Spanos is sensitive to criticism, more than expected from someone in a business where every transaction, every setback is scrutinized.

"Everything that's said against him hurts him deeply and he won't forget it," Hug said.

With family and close friends — they call him Deno — he is engaging, loyal and usually the first to pick up the check when dining out.

When the son of longtime friend Ross Clark — he works out with Spanos at 6 a.m. most days — wasn't getting much attention from college football coaches, Spanos stepped in. Without Clark's knowledge, he arranged for the creation of a highlight tape, sent it to dozens of schools and had a former Chargers player follow up with phone calls. It led to a scholarship for Clark's son.

When NFL owners and executives met in December at the Four Seasons in Irving, Texas, Spanos updated the group on his last-ditch effort to stay in San Diego.

He could have moved the Chargers to L.A. in January 2016 after NFL owners gave the franchise a one-year option to join Stan Kroenke's Rams at the \$2.6-billion stadium he's building in Inglewood. Instead, the Chargers remained in San Diego.

The team spent \$10 million on a ballot measure to raise hotel taxes to help fund a combined stadium and convention center downtown. It needed two-thirds of the vote in November to pass. Spanos planned to stay in San Diego and ask the NFL to extend the option for a year if at least 50% of voters approved the measure — enough support to justify continued pursuit of the project. It mustered just 43%.

Spanos told the closed-door meeting that he did everything he could in San Diego and that more time would not result in a new stadium, according to a person familiar with the remarks.

"This is a decision that I think every one of us would have made," Arizona Cardinals owner Michael Bidwell said.

In addition to exploring a series of stadium plans in the San Diego region during the last decade and a half, the Chargers flirted with out-of-town options including Las Vegas, the Farmers Field project in downtown L.A. and a stadium in Carson they would have shared with the Oakland Raiders. Nothing came together.

"A whole lot of people screwed up [in San Diego], including the political leadership and the Chargers," said George Mitrovich, president of The City Club of San Diego and a longtime civic leader. "No one was going to take a bullet for Dean Spanos."

Spanos and his siblings — Alexis, Dea and Michael — each control 15% of the team, while their father and his wife Faye own 36%, according to two people familiar with the arrangement. Alex Spanos left the responsibility to guide the team and the family's other holdings to his oldest son.

There wasn't a family vote or climatic meeting about Los Angeles. Dean Spanos didn't want to saddle the family's next generation — his sons John and A.G. run the day-to-day operations for the Chargers — with the search for a new home.

"We don't always agree. We fight on issues," said Spanos, who is also chairman and CEO of the family's non-football companies. "But when it comes time to make these types of decision, we always come together as a group and we do everything in the best interest of the family."

The day after the move was announced in January, Jeanie Buss hosted a dinner for Spanos at Craig's in West Hollywood. The Lakers president told him not to hide from the challenge of entering the market, and not to let criticism get him down.

The next day, fans at Staples Center for the Clippers-Lakers game booed when the arena video screen mentioned the Chargers. During a welcome event at the Forum five days later, NFL Commissioner Roger Goodell heaped praise on Kroenke before briefly mentioning Spanos, which some saw as a public sign of the league's unease over the decision. Some owners and executives regarded the move as hasty and questioned the wisdom of two teams relocating to L.A. in the space of a year.

When Spanos started speaking, one of the 150 fans in attendance, Joseph MacRae, heckled the chairman, thrust his middle fingers in the air and threw a Chargers jersey toward the stage. MacRae said he felt Spanos had betrayed San Diego, that he had opted for money over loyalty.

Spanos hesitated for an instant during the outburst, then continued. "His approach has been to show back nothing but appreciation and love, because that's what he feels for all the San Diego fans," said John Spanos, president of football operations for the Chargers. "No human being would naturally want those things directed at you, but those are the consequences of a decision like this."

Dean Spanos sometimes talks about giving it all up to run a hamburger stand in Aspen, Colo. He'd flip burgers in the back. His wife Susie would wait tables. They could shut down at 1 or 2 p.m. and go skiing. Life would be simple.

But he's only joking. When close friends like San Diego lawyer Craig McClellan talk to

Spanos, they can sense his excitement, his anticipation about the challenge of restarting in L.A.

There's a franchise to move, a temporary training facility in Costa Mesa to complete and unending meetings with L.A. business leaders and politicians among a thousand other details in his new life.

"We're more low-profile than other people, but I know it's different now," Spanos said. "I love it. I love the challenge. When people say you can't do it, the greatest thing in the world is to prove them wrong."

## American Hellenic Council Honors LA Chargers Owner Dean Spanos

*By Vasilis Papoutsis  
The National Herald  
April 5, 2017*

LOS ANGELES, CA – The American Hellenic Council's (AHC) Annual Awards Gala has been established as the premier award event of the Greek-American community in Southern California, featuring honorees who showcase excellence in various fields including business, philanthropy, entertainment, and public service.

This year's honorees were exceptional as well. Dean Spanos, Owner and Chairman of the Los Angeles Chargers and two Philhellenes, Congresswoman Karen Bass and Archaeologist Stephen Miller.

Emcee Demetrios Boutris had a distinguished career in public service and business, having served as a Commissioner of the Department of Corporations and as Legal Affairs Secretary & Counsel to the governor of California. Boutris said that "I am happy to be back to AHC among the people who always loved me and supported me."

AHC President Dr. Menas Kafatos thanked the attendees and said that "the Council enters a new era with the addition of new Executive Director Ioannis Fidanakis, two new board members, and extending cooperation with new organizations such as the American Jewish Council and the Armenian National Committee of America in order to promote common interests."

### SPANOS FAMILY

Spanos' appearance was highly anticipated given the recent decision to move the team from San Diego to Los Angeles. Dean's father, Alex, owner of the real estate development company A.G. Spanos Companies bought the team in 1984. Alex, born in Stockton to immigrant parents from Messinia, started working in his father's bakery when he was very young. He married to Faye Papafakis, whose family originates from Symi, and started a family. He soon realized that he could not raise his family on the salary he was making at the bakery and he borrowed \$800 to buy a used catering truck. He invested his earnings in real estate and by 1997 his company had become one of the largest builders in the country. When he bought the Chargers in 1984, he said that "I always believed in the pursuit of one's dreams. In buying the Chargers, I've been able to realize a dream."

## PASSING THE TORCH

Alex wanted the Chargers to remain in the family forever and in 1994 his son took over the presidency of the team. "My father was an authoritative figure, he was strict but he was fair. He loves his family and he instilled in us the value of hard work and community service," Spanos said. When the younger Spanos became president, he often called his father often for advice. One day his father told him "Dean stop calling me. You are capable in making your own decisions, and when you make mistakes like we all do, you can learn from them. You will be fine." That advice served Spanos well. During the 11 years he served as president, the Chargers won 113 games; five of which were AFC West Championships. The highlight was the Chargers' 1994 Super Bowl appearance, his first year in charge.

In 2015, Spanos handed the fortunes of the team to his two sons, A.G., who serves as President of Business Operations and John, who is President of Football Operations. Spanos afforded his sons the same liberty in operating the team as his father did with him. "I have complete confidence in my sons, they have grown up with the team and know the business. As a family we always talk but they need to be making their own decisions."

## MOVING UP THE COAST

The most significant decision was to move the team to Los Angeles, a move received with bitterness by San Diego fans who supported the team for 56 years. The decision came after efforts for over a decade to find a viable solution for a new stadium were unsuccessful. Since then, another California team, the Oakland Raiders have been approved to move to Las Vegas. The common denominator has been the refusal of the two cities to offer public financing to build new stadiums and the end result was that both left.

Disappointed fans are wondering how much loyalty is valued by the NFL. Spanos was very candid about the situation, "I understand the fans' disappointment because we are disappointed as well. In our case we believe that we offered a proposal that would had been beneficial to the team and the city of San Diego by creating a joint use facility. Extending and renovating the convention center and building a new stadium that the city would use most of the time. And the whole project would had been financed by a hotel tax with no additional cost to the residents. But it was not approved and we were running out of options. Nevertheless, San Diego will always be part of the Chargers identity" he told TNH.

Spanos' brother Michael, who is President of the A.G. Spanos Companies and who oversees real estate development and construction nationwide, said "we felt that the proposal was a win-win situation for everyone and we worked hard to send out the message. When it failed, it became apparent that the option to move to LA that the NFL offered us should be exercised." Despite the bitter ending, the fact is that via the Chargers Community Foundation, the Spanos family has contributed greatly to the San Diego community. Over the years they have contributed more than \$13 million to youth and families in San Diego. "We will continue to contribute to the charities we have established relations with all these years. We will be present

in the San Diego community even if the team is not there anymore," Spanos told TNH.

A.G and John were recently seen at the landmark eatery Pink's, shaking hands with fans. "The Chargers have a fan base here. Twenty five percent of our fans in our San Diego games came from the LA and Orange county. And we hope that our San Diego fans will make the trip and watch the team play," Dean Spanos said. "We will be involved with the LA community the same way we were in San Diego. At this time we are in the process of evaluating different proposals." The outreach efforts seem to have turned perceptions around. Last week it was announced that the season tickets for the new season have been sold out, a very positive development in a long process. Winning is of paramount importance with the fans and this year's team has high hopes. "Our new coach Anthony Lynn has the leadership ingredients we were looking for in a head coach. He commands respect and he will hold the players accountable to perform in a high level," Spanos added.

## REP. BASS

Rep. Bass received the Pericles Award for distinction in public service. In her acceptance speech, she spoke about Pericles' legacy as an Athenian leader and the greatness of the Athenian democratic system. She has collaborated on many issues over the years with Aris Anagnos, a founding member of AHC. Bass recently joined the Congressional Hellenic Caucus. She said that "Turkish Prime Minister Erdogan's aggression is very worrisome not just for Greece but also for the other countries in the region." When asked about the Syrian refugees and the limited contribution of the United States to alleviate the burden that has been placed upon Greece and other Mediterranean countries she acknowledged that "we have not done as much as we should have on that issue. The Obama Administration would have liked to accept more refugees, but they received enormous pressure from conservative Republicans who worried about terrorism. My opinion is that it was more about racism."

In her view, "our vetting process is very long and very effective. It takes close to two years for anyone to come in the country," she told TNH.

In assessing the prospects of the Trump Administration she simply said "Chaotic. I suspect that the White House's involvement with Russia would be to very damaging to the Administration."

## PROF. MILLER

When Dr. Miller, distinguished Professor of Archeology at UC Berkeley, arrived at the site of Ancient Nemea in 1973, there was very little there. The excavations were carried out very cautiously and frequently with bare hands. He spent the next 20 years overseeing excavations, and the result was to unearth the ancient stadium. In 1994 he founded the Society for the Revival of the Nemean Games. Dr. Miller insisted that participants to the Games wear similar attires as with those in antiquity. Miller, who lives in Nemea and was unable to travel due to his health, sent a very inspirational video message chronicling his effort to bring the ancient city to life. He recalled that of all the initial contributors, only two were Greeks. One of them was Alex Spanos. He also

said that his work in Nemea made him feel part of the magnificent Greek history.

George Kolovos, a real estate developer and philanthropist who has special affection for the project since his wife, Tina, originates from Nemea, received the award on Miller's behalf.

## With stadium security in hand, Dean Spanos is focused on new future in Los Angeles

*By Vincent Bonsignore  
LA Times  
July 16, 2017 at 8:35 am*

COSTA MESA — Dean Spanos offered a handshake and an empathetic smile.

"Sorry for all the inconvenience," the Chargers owner said, nodding to the nearby construction workers scurrying about wearing bright vests and hardhats.

The sound of buzzsaws and hammers crashing into nails created a steady hum throughout the Chargers temporary new headquarters in Costa Mesa in late June.

Moving boxes were stacked outside empty offices. A nearby conference room was being soundproofed. Outside, workers were paving the parking lot.

"Where should I drop these off?" a delivery man asked a Chargers receptionist, his dolly stacked proud and high.

"Down that hall, take your second left," she told him. "It'll be the third office to your right."

"Appreciate it," he said, zigzagging away like LaDainian Tomlinson after pulling in a screen pass.

"As you can see," Spanos continued. "We're still getting settled in."

And will be for some time as the Chargers get acclimated to their new surroundings and ingratiate themselves to Los Angeles.

"On a positive note, I am using my navigation system less and less as I make my way around," said A.G. Spanos, the oldest son of Dean and Susie Spanos and the Chargers' president of Business Operations. "So that's good."

It's been six months since Dean Spanos exercised the option fellow NFL owners granted him to relocate his Chargers to Los Angeles, thus ending the team's 55-year love affair with San Diego and the 32 years the Spanos family spent there as owners. Spanos has overseen the day-to-day operations of the team since 1994, exactly 10 years after his father Alex, the son of Greek immigrants and a self-made billionaire, purchased the franchise in 1984 from Gene Klein.

The whirlwind that ensued has been breathtaking.

It's quite the undertaking, moving an NFL franchise from one city to another, and it leaves little time for reflection or regret or nostalgia.

For every goodbye, there are 10 new hellos. For each severed business connection, a handful of others emerge. For every strained political relationship, the seeds for 20 others are planted.

A new home office and practice facility needed to be identified, purchased and built. More than 200 employees had to be relocated. A football team needs to be improved, tended to and extended every necessary advantage to succeed. Tickets need to be sold. A new fan base has to be cultivated.

"It's not a process that will happen overnight or in one or even two years," Spanos said. "This is a long-range process that we'll keep chipping away at each and every day."

And there isn't one minute to spare. Not on dwelling about what might have been, anyway.

"When I look back, I don't have a second thought about my decision to make the move," he said. "We worked hard to make something happen in San Diego. It didn't work out. But I'm looking forward."

"This is an incredible opportunity, moving to Los Angeles. And 100 percent of our energy and attention is on seizing that opportunity and conquering it. We aren't looking behind."

That might seem callous considering the storied history and loyal fans the Chargers left behind in San Diego.

But with so much at stake while operating in a crowded sports market that demands winning, excitement and star power, it's a necessary mindset.

"That has to be the singular focus," said Fred Maas, a longtime Spanos family friend who most recently served as an adviser in the Chargers stadium pursuit in San Diego. "And for Dean and his family, it's absolutely full-bore ahead."

In fact, upon spending time with Spanos, it's almost shocking how firmly he has braced himself for the challenges of constructing the Chargers' new world in Los Angeles and how confidently and assuredly he's marching toward it.

Whatever regret over the failure to forge a workable stadium partnership in San Diego has been replaced by enthusiasm for the new future. Whatever anxiety he felt in 2016 upon being offered a spot with the Rams — only to spend the rest of that year pursuing one last stadium plan in San Diego — has transformed into determination to acclimate himself and his franchise to their new home.

"There's no question he is fired up about this and that he's determined to make the most of this opportunity," said Tomlinson, a Hall of Fame running back for the Chargers who recently took a job in their front office. "And I think that bodes well not only for the team, but the fans of Los Angeles. Dean understands the challenges ahead, he knows nothing will be given and (the Chargers) have to earn everything they get. There's no freebies. It has to be worked for and earned. And he's ready to fight to make that happen."

It will be left to the historians ultimately to determine whose fault it was that a stadium

partnership never came to be in spite of more than two decades trying. But a frustrated Spanos finally decided enough is enough after San Diego voters rejected the stadium measure last November. Two months later, he informed the NFL he would exercise his Los Angeles option.

Multiple San Diego business and political leaders contacted by the Southern California News Group in an attempt to paint a more complete picture of Spanos declined interview requests.

"I know there are a lot of people angry at the move," Spanos concedes. "But I also know there are a lot of people excited about it, too. Our focus is on the future ahead of us in Los Angeles."

His new home provides the long-range stadium certainty he spent the last two decades trying to secure. And in the process, addressed a family obligation that's weighed heavily on Spanos for years. With semi-retirement looming and official hand off of control of the Chargers to sons John and A.G. imminent, Dean Spanos wanted to secure the Chargers future once and for all rather than hand an unresolved stadium issue to his sons.

"We were able to set this franchise up for the next generation," Spanos said. "I'm proud of that."

It's also an opportunity to hoist the Chargers onto a bigger stage and reap the rewards offered by the second-biggest market in the country. And that starts with connecting with sports fans who have 10 professional teams to choose from and two major college programs.

"We want to earn to earn the respect of the people, whether you are a fan or not," Spanos said. "We want fans to know we want to be here. That we're excited to be here. We don't expect anything for nothing. That part will take time. But ultimately, over the years, we want to create enough good will that people respect us. That's on us. That's our goal."

So what can Los Angeles expect from a Spanos-led sports franchise?

To understand that, it's important to remember his father Alex, who was jobless and penniless when he walked into a Stockton bank to ask for an \$800 loan in 1951.

The plan was to invest the money in a truck, a slicing machine, a meat cleaver, bread and bologna, and then drive around the San Joaquin Valley to serve lunch to migrant farm workers.

The bank relented, and over the next few decades Alex Spanos parlayed that \$800 loan into a construction and real estate company that stretches across four states and, ultimately, ownership of the Chargers. As of last year, the Spanos family's worth was \$2.4 billion.

"An extremely driven man," Dean Spanos remembers. "I can vividly remember our meetings beginning at 5:30 a.m. even before we got to the office. He was that kind of guy. That hard of a worker. And he remained that way until he retired."

More than work ethic, Dean Spanos learned from his father the importance of keeping your word.

"My dad's whole mantra was: Earn the respect of people and everything will fall into place. But if your word isn't good with whoever you're working with or dealing with, you'll never be successful. His word was always his bond."

The younger Spanos began working with his father in his early teens digging ditches and sweeping out apartments, and envisioned a career overseeing the family real estate and construction companies.

In fact, upon graduating from the University of Pacific in 1972, Dean Spanos spent the next several years in Tampa, Nevada and Texas as the family business continued to expand.

"At that point I figured that's where my life was headed," Spanos said. "And I was fine with that. I enjoyed it."

It wasn't until his father pulled him aside to tell him about his interest in getting into professional sports in the mid 1970s that a life in the NFL even jumped onto the Spanos radar.

Alex Spanos first threw his hat into the ownership ring of the expansion Tampa Bay Buccaneers, a bid that ultimately fell short. A few years later, upon forging a friendship with Oakland Raiders owner Al Davis, the elder Spanos made a run at the San Francisco 49ers but ultimately lost out to Eddie DeBartolo Sr. in 1977.

"By that point, it became pretty clear to me it was a passion of my father's," Spanos said.

Not long after, Spanos purchased a majority share of the Chargers from Gene Klein for \$40 million and he dispatched Dean to San Diego to be the day-to-day family presence. Over the next decade, the younger Spanos' life was split between the Chargers and the families construction companies.

"I was happy to be in San Diego, but it was an adjustment," Spanos said. "All of a sudden there's media scrutiny, which we weren't used to. You were ultimately dependent on the fans and the media. So there's a learning curve."

Like the Sunday afternoon the Chargers retired the number of Hall of Fame quarterback Dan Fouts and fans lustily booed Alex Spanos, their anger stemming from his firing of popular coach Don Coryell. It was a harsh wake-up call about the realities and passion of pro sports.

"It was like, 'Welcome to the party,'" Fouts said. "I'm sure Alex didn't like getting booed, but it's part of sports. There were many times I was booed. You don't like it, but you deal with it. I think he handled it OK."

Fouts played the final four years of his career under the Spanos family ownership, having played his first 11 with Klein as the owner. And by that point of his career he was more focused on winning games on Sunday than who was running the team. But like a lot of Chargers players from those years, he remembers Alex Spanos as a demanding boss.

"He was blunt, no question about it," Fouts said. "It was his team and he was trying to mold it the way he thought it should be."

By 1994, Alex Spanos was ready to hand the daily operations to Dean Spanos as CEO and president. That same year, the Chargers reached their only Super Bowl.

In Dean's 23 years in charge, the Chargers have reached the playoffs eight times — most recently in 2013 — and won the AFC West five times.

While his father was known for his demanding disposition, temper tantrums and directing choice words at players, Dean Spanos forged a completely different persona.

"A guy who cared just as much about you and your family away from the field as he did what was going on the field," is how Tomlinson described it.

Friends describe Spanos as attentive, deeply caring, open-minded and operating with an obligation to preserve and enhance the Chargers — now the family's largest asset — for his three siblings and their children.

Current and former employees paint a picture of a firm but flexible leader willing to listen to all sides of an argument and build a consensus before drilling down to a decision. And while he has final say, he relies heavily on the people he's put in place — most notably his two sons, who he is grooming to take over full-time operations of the Chargers — before reaching a verdict.

"He hires good people and he lets them do their jobs," Maas said.

Winning consumes him, but not as the expense of the the personal connection he forges with employees. Most notably his beloved players.

"He was always around, always present and always approachable at practices," Tomlinson said. "And you always got the feeling he cared more about just the football part of the relationship he made with players. It was always: 'Hey how are you doing? How's the family? It went beyond just an owner-player connection. He cares about players off the field too. And he cares what they have to say.'"

Tomlinson experienced that over the years as his role with the Chargers grew into an unofficial liaison between players and ownership. Part of which meant family dinners with the Spanos' in which Tomlinson was given a no-holds barred forum to express himself. The comfort level Tomlinson was provided to offer frank assessments didn't occur overnight, but it eventually evolved to the point he felt he could open up without fear of repercussions. And it ran the gamut from opinions of the direction of the team right on down to the food being served at the team facility.

"More importantly, it wasn't just a voice I was given but the willingness on his part to actually listen and act," Tomlinson said.

Spanos has created the same environment on the football and business side of the franchise.

"I try to surround myself with as good as people as I can and let them do their jobs," he said. "Look, no one is so smart they can do it all on their own. I want to hire the best coach. The best general manager. And I have my two sons that run football and business.

"Don't get me wrong. I'll challenge them. I always do," Spanos said. "I want to know why they're leaning a certain way. Or the reasoning behind their decisions or positions."

Like a few weeks ago when John and A.G. presented their father with elements of a marketing plan they wished to implement. Truth be told, Dean Spanos was in favor of the idea from the get-go.

"But I didn't tell them that," he said, laughing.

Instead, he played devil's advocate while challenging them with alternative ideas and peppering them with questions.

"And that's good for me when it gets to the point where they provide all the necessary answers to the point I can no longer challenge them," said Spanos, who said he can count only a few times he's overruled his sons and key advisers on a major decision.

As time goes on, John and A.G. will emerge more and more as the leadership face of the franchise with their father easing into more of a patriarch role. But the elder Spanos says he'll play an integral part of the sales and marketing effort leading up to the move from their Chargers' temporary home at StubHub Center to the new stadium in Inglewood.

"We want to make sure this thing is successful when we get up there," Spanos said. "And I believe it will be."

Simultaneously, he'll put his real estate and construction hat back on in the planning and construction of the Chargers' permanent headquarters, envisioning a large campus facility that captures the identity of Los Angeles Chargers.

"More than anything I'm just looking forward to doing what we set out to do," Spanos said. "And that's to get into Inglewood, get ourselves a home long-term and put a great product on the field and earn the respect of the people of Los Angeles. If we do that — and I can't make something happen, it's going to go its own way — but if I do those three things I think there's a good chance people are going to say 'He did the right thing. He did a good thing.' And so be it."

## Chargers coach Anthony Lynn trying to make best of bi-coastal marriage

*By Sam Farmer  
LA Times  
December 23, 2017 at 10:45 am*

Anthony Lynn is so engrossed in his job as first-year coach of the Chargers, he doesn't have much time to watch TV, surf the web or peruse the newspaper. He spends more time at the team's facility than away from it. But Lynn does have a vested interest in local news happening 3,000 miles away.

That's because his wife, Stacey Bell, is co-anchor of NBC 4 New York's weekday newscasts. Since Lynn took the coaching job in Los Angeles, he and his wife have lived on opposite coasts, finding ways to see each other about once every two weeks.

So the Chargers playing at the New York Jets on Christmas Eve is a convenient twist for the couple. If home is where the heart is, Lynn might as well be in his living room when he's walking the visitors' sideline at MetLife Stadium.

"The schedule has been good to us this year," said Bell, who has made multiple trips to the West Coast this season. "[Being apart] was a lot easier than I thought it would be, primarily because he's had two games here — the Jets and the Giants — and then New England, and I went to that."

Although it's inconvenient to have his wife a five-hour flight away, Lynn said the solitude has allowed him to pour himself into his job, which has been essential during this roller-coaster season in which the Chargers started 0-4, clawed their way back to relevance, lost a pivotal game at Kansas City eight days ago but still have remote playoff hopes.

"If she was here, I'd feel guilty half the time because I couldn't see her," Lynn said this week, sitting at team headquarters in Costa Mesa. "Even in the offseason, I live at the office just trying to get things done, getting prepared for the move [last spring], all that stuff."

Lynn, who has two adult children with his previous wife, met Bell when he was the Cleveland Browns' running backs coach in 2007-08. She was a TV anchor in Cleveland, and they started a long-distance relationship when Lynn moved on to the Jets in 2009.

The couple married in 2011, and Bell took a job with News 12 Long Island. She eventually moved on to NBC, but briefly gave up the news business to be with her husband when he took a job with the Buffalo Bills in 2015. Such is the zig-zagging odyssey of a typical NFL assistant coach.

"She took that break, and after about three months, I could tell she was starting to get antsy," Lynn said. "She was like, 'I don't know how many more fundraisers or fashion shows I can do.' So I said, 'You've got to get back to work.'"

That's when NBC New York called and asked if Bell would be interested in coming back part time, making the 39-minute flight from Buffalo to New York City each week. She happily restarted her news career, eventually transitioning back to full time.

At the same time, her husband's career was on an upward trajectory, especially after he took over as offensive coordinator of the Bills during last season, then as interim head coach. That led to his being hired by the Chargers, who were making the move north from San Diego.

Lynn nearly took a job as an assistant coach with the Chargers a decade earlier. He had worked for Bill Parcells in Dallas, and that Hall of Fame coach was retiring. When the Cowboys staff went in all different directions, then-Chargers coach Norv Turner offered Lynn a job as running backs coach.

Little did Lynn know, but Parcells had arranged for him to go to Cleveland under Romeo Crennel. For the young coach, that was a less enticing option, but he felt honor-bound to Parcells.

"I had just gotten a divorce," Lynn said. "I'm thinking, San Diego or Cleveland" — tilting his hands like an overloaded scale, heavily in the direction of going to the Chargers — "but I went to Cleveland out of respect for Coach Parcells. I remember coming home, I'm flying back to Dallas, and I pick up a Cleveland magazine. It says the worst place in the United States for single men is Cleveland, Ohio. I'm like, 'This can't get any worse!' It's a great family town, great food — I love that about Cleveland — but for singles? Not so."

In his second year in the city, friends set him up on a blind date with Bell, who knew very little about football.

"I was like, 'Where have you been? I've been here almost two years, and I haven't seen you,' " he said. "I didn't watch the news, and she was the anchor at Fox 8. We met and hit it off, and the rest is history after that."

Lynn, a former NFL running back, is a study in contrasts, easygoing about most things but intense about others, particularly football. Part of his appeal is his unvarnished honesty, which is rare in a business that's predicated on deception and disguise. He's not afraid to speak his mind.

"He's a nice guy, but he's brutally honest," Bell said. "He likes the blunt-force trauma. It could be something like, 'Babe, you're not going to wear that dress on TV, are you?' I tell him all the time, 'I'm not [Chargers quarterback] Philip Rivers.' Please don't talk to me and your daughter the same way you would your players. Let's find a different approach."

Then, there's the softer side of Lynn — the one who comes into town and babies the couple's Westie terrier, Scooter; or makes sure Bell's car is always washed and topped off with gas; or sends flowers for birthdays and anniversaries.

By every account, Lynn is an attentive parent, as well. He and his previous wife, Cynda, raised son D'Anton, 28, now a Chargers assistant coach, and daughter Danielle, 23, who's working toward a master's degree in health administration at the University of North Texas.

For instance, when Danielle was in her early teens, her father relished their evenings out.

"He took me on my first 'dates,' " she said. "I'd get dressed up, and we'd go to a movie, then to Red Robin. We'd get burgers, and then share a strawberry milkshake afterward. He would open the door for me, and show me how I should be treated. That was kind of a special thing we always did."

Even though he had obligations with the Jets, Lynn made a quick trip back to Texas so he could see his daughter off to the prom.

"That was a huge shock," she said. "The NFL kind of takes you away from family. It was my senior year, and everyone else's dad was involved. My mom was there, but it was hard because everybody had their dad there too. 'I wake up to a text, and he just goes, 'See you in a little.' So he came to town and kind of took over. He took me to get my makeup done and hair done, took me to my prom pictures. We never really get to do anything normal, so for me, that was a huge deal, and then he flew back that day."

D'Anton, who played cornerback at Penn State, said his dad was all business when it came to football.

"I started playing football when I was 8 years old, and you know how it is at that age, it's all about having fun," he said. "After every single game, my dad would have a scouting report about what I did, what I needed to improve on, what I did wrong. He was not holding back at all. My mom was like, 'Anthony, he's 8 years old. Just let him go out there and play.' But he would chart my loafers [when a player fails to go full speed], if my pads were too high, if I hit the wrong holes, getting off blocks.

"Keep in mind," he said with a laugh, "I'm 8 years old."

But D'Anton, now a defensive quality control coach for the Chargers, has come to appreciate his father's exacting standards and attention to detail.

"Just to see him now, how he handles the team, how he handles practice, it's pretty cool," the younger Lynn said. "Because I saw him start from a quality control coach, to an assistant special teams coach, to a position coach ... all the way up.

"It's pretty cool to see him live out his dream. A lot of his philosophies are mine because, of course, he's my biggest influence."

As for Bell, the bi-coastal experiment has worked this season, but she ultimately envisions joining her husband in California. For now, though — like that text message to Danielle — their life is summed up in five words:

See you in a little.

## Anthony Lynn leads Chargers back to relevancy

*By Jason Reid  
The Undeclared  
December 8, 2017*

COSTA MESA, California — As wildfires raged about 60 miles northwest of here and beyond, menacing some of Los Angeles' toniest neighborhoods, Los Angeles Chargers head coach Anthony Lynn remained on the grind. Suddenly, the Chargers have a lot to gain.

From an 0-4 start, the Chargers have stormed back to relevancy under their first-year leader and the first African-American to occupy the top coaching job in franchise history.

They've won three straight as part of a 6-2 turnaround that has, stunningly, propelled them to the top of the AFC West. With four games remaining in the regular season, the Chargers are in a three-way tie for first with the Oakland Raiders and the reeling Kansas City Chiefs.

The Chargers have overcome the logistical headaches of their move from San Diego to the Los Angeles area as well as an awful opening quarter of the season. Los Angeles is positioned for a strong kick to the finish behind Lynn, 48, who's definitely single-minded in his pursuit of success.

After the Chargers returned to practice Wednesday to prepare for this week's game against the Washington Redskins, Lynn

expressed support for first responders and everyone displaced by the blazes, which shut down portions of Interstate 405. Lynn also acknowledged he probably wasn't as in tune as others about the details of the difficult situation.

"I can get from my house to [the team's complex]. You close the 405, I wouldn't even know how to get to work," Lynn said. "I get home, I'm sleeping. I get here, I'm working 18 hours. So it's pretty insulated."

Well, whatever he's doing, it's working.

Since losing four straight to open the season, the Chargers have been among the NFL's hottest teams. Behind closed doors, Lynn never wavered on two key points: The Chargers had more than enough talent, as well as time to get back in the game.

"They never stopped working, listening to coaches and staying positive, and I made sure coaches were positive," said Lynn, one of only seven black head coaches in the NFL. "The whole organization was positive. If you came here then and watched our practices, you would have thought we were 4-0. I give them a lot of credit for hanging in there."

Running back Melvin Gordon never stopped believing. From Lynn's first day on the job, Gordon figured things would be different for the Chargers, who have missed the playoffs in six of the last seven seasons, including the past three. Although it took a minute, Gordon has seen what he expected to all along.

"Man, just the swagger he [Lynn] has. The confidence. What he shows when it's just us. He brings it," Gordon said. "You could tell when he came here it was just a different type of feel and confidence around here. There was a belief like, 'Yeah, we can do it.' He never sugarcoated it. He just told us we needed to fix it. That we could fix it."

The Chargers weren't finishing well. Three of the losses during their winless streak were by seven points combined. Still, Lynn's message was simple.

"He didn't tell us to take it one game at a time. He told us take it one quarter at a time," Gordon said. "He said, let's just look at it like that and see where we wind up."

Talk is fine. In dire circumstances, however, results provide the best reinforcement. For the Chargers, the first encouraging signs occurred during a 27-22 road win over the New York Giants on Oct. 8. The next week, the visiting Chargers won another close one, 17-16, over the Raiders. The seeds of a comeback were planted.

The Chargers have relied on one of the league's top passing attacks and a much-better-than-one-may-realize defense to climb into the playoff race. With 3,238 yards passing, the Chargers rank second in the NFL. Wide receiver Keenan Allen is having a big year. Opponents average only 17.7 points per game against the Chargers. That's the second-lowest total in the AFC and fourth-lowest in the league.

None of that comes as a surprise to Lynn. He knows what he's got. Bringing everyone together before the season enabled the Chargers to eventually show their best during it.

During the offseason, Lynn initiated and led several team-building exercises. He sometimes canceled practice and took the entire team and coaching staff to play paintball, compete in other games and have fellowship over lunch, “which gave guys the chance to know a new coaching staff and know each other better. To me, stuff like that is underestimated in terms of building that bond. It all starts with having high-character men.”

“Then when you’re going through something, you can encourage this guy a little bit. You can pick up that guy a little bit. You can tell them things because you’ve gotten to know them. You can provide a better example for the younger players. When you agree on something up front, you set the standard that you have. I didn’t just make that up the other day and say, ‘This is what we’re going to do.’ Everybody in the room signed off on it.”

In particular, Lynn emphasized the importance of team-building events, because he took over a team on the move.

Last season, the 5-11 Chargers finished last in the AFC West. Then they bolted from their longtime home in San Diego to return to Los Angeles, where the franchise began in 1960 in the now-defunct American Football League. Uprooting an entire organization, and the logistical issues that arise from moving, can adversely affect a team’s performance. Players are human beings. Moving, even with the high level of assistance provided by deep-pocketed NFL teams, rarely occurs without any bumps.

Lynn, though, believed the experience would actually help the Chargers.

“For sure, it was another element that we had to account for,” he said. “Whether you’re talking about moving into a temporary building here, a training camp hotel over there, all the buses ... it was a lot of gymnastics.”

“But I thought that if it didn’t kill us, it would make us tougher. I thought it would galvanize this organization. And I think it did. Sometimes you just have to deal with change and just work through it.”

Anyone who pursues a coaching career expects constant change while trying to climb the ladder. But even for coaches, Lynn’s last season with the Buffalo Bills was one of dizzying change. Because of multiple staff shake-ups, he was promoted twice during the season: from running backs coach to offensive coordinator to interim head coach after Rex Ryan was fired with one game to play.

Some NFL observers figured Buffalo would remove Lynn’s interim tag. The Bills went in a different direction, hiring Sean McDermott. Lynn moved on. For him, he’s in the right place.

“I don’t even count last year as any experience for what I’m doing now,” Lynn said of his one-game stint atop Buffalo’s coaching chart. “I was told I was getting the job on a Wednesday before a game. What I’m doing now is different. And until you actually do it, you don’t know what it’s like.”

Obviously, Lynn is getting familiar with things. And in the process, he just may lead the resurgent Chargers back to the playoffs.

## Thanksgiving: Anthony Lynn, Chargers Coach, Is Thankful for His Life

*By Peter King  
Sports Illustrated  
November 23, 2017*

We have reason to give thanks today—and Happy Thanksgiving, everyone, from me and everyone at The MMQB to you and your families—but I’m thinking one man in the NFL might be a little more grateful than most others.

He is Anthony Lynn, the head coach of the Los Angeles Chargers. He leads his team into Texas today to play Dallas in the Chargers’ first Thanksgiving Day game since 1969. Four months after man first walked on the moon, the Chargers, in their final year in the American Football League, traveled to the Astrodome to beat the Houston Oilers 21-17 on Thanksgiving afternoon.

This game is big for the 4-6 Chargers, for a few reasons. They have new life in the suddenly downtrodden AFC West, and could pull within 1.5 games of first place with a victory over the injury-ravaged 5-5 Cowboys. Three other reasons:

- Lynn is from the town of Celina, Texas, 40 minutes north of Dallas, and his family loved the Cowboys growing up. He loved the Cowboys too.
- Lynn coached running backs for Dallas in 2005 and 2006, on the staff of Bill Parcells.
- Lynn almost died on the last night of Cowboys training camp in 2005.

You read that right.

“If you ask me,” Lynn said on The MMQB Podcast With Peter King this week, “the number one thing in my life I’m thankful for is ...”

Pause.

“... my life.”

This was August 2005, in Ventura, Calif., near training camp for the Cowboys in Oxnard. Lynn and fellow Cowboys offensive assistant Todd Haley went out for pizza on this night off, and they were walking back to the car after dinner.

“Walking back to the vehicle, crossing the street, I got hit by a drunk driver, going 55, 60 miles an hour,” Lynn recalled. “He was about three times the legal limit. They said I flew 45, 50 feet into the air—”

Flew, yes. But not a clean flight. Haley watched it, and Lynn was cartwheeling through the air, and he landed on a car, breaking his fall.

“A Volkswagen,” Lynn said. “Totaled the Volkswagen I landed on.”

Lynn actually landed face-first on the VW’s side mirror, splitting his face open and causing blood to gush. He doesn’t remember a lot about the net few hours, but he does remember how much Haley cared, and how Haley cradled his head in his hands, telling him not to worry, while waiting for the ambulance to come. Haley talked to The MMQB’s Jenny Vrentas about this story when she reported for the Newark Star-Ledger, and Haley said he thought, “There is no way. This guy is dead.”

Both of Lynn’s lungs collapsed. He suffered temporary paralysis in both legs. He had to have facial reconstruction surgery. He needed knee and shoulder surgery. That first night, Haley stayed at Lynn’s hospital bedside. “The breathing was what I remembered,” Haley told Vrentas. “His nasal cavity was open, and it was an awful sound ... Nobody survives that.”

Dallas owner Jerry Jones sent his plane to ferry Lynn’s family to California to be by his bedside. Jones provided the Lynns with a place to stay, and he sent meals to the family as Lynn recovered. Lynn was back on the job within two weeks, sore but coaching.

It’s not the defining night of his life. But recalling it, he gets emotional.

“It all happened so fast,” he said. “I didn’t really know what was happening. I just remember seeing these lights, then flying, and landing on this vehicle. Then I remember lying on the pavement. It was cold. I was going in and out.

“And I remember Todd—I will never forget Todd as long as I live—holding my head up, saying, ‘Hang in there, hang in there.’ But you know, I’m sure he thought I was dying, right there in the street.”

So today, Lynn might not relive the whole scene. But if he sees Jones, and he hopes he does, he’ll thank him profusely for being so good to him and his family. It’s been 12 years, but “I will never forget what Jerry did. Jerry will always have a soft spot in my heart.”

“Here we go,” Lynn said, “going back to Dallas on Thanksgiving Day, sort of my hometown. I have a lot of friends there. That’s kind of cool. That’s another thing I’m thankful for, how this went down with [playing] the Cowboys on Thanksgiving, and how it’s all gone full circle.”

So this is a great day, in many ways, for Lynn and the Lynn family. You can hear why he’s thankful, along with snippets of gratitude from people around the NFL, on my podcast.

One last thing: The driver, Sergio Sandoval, was apprehended and charged after the accident. He could have been sentenced to seven years in prison. As Vrentas reported, before sentencing, Lynn got a call from the prosecutor to find out his feelings about the case. Lynn asked if Sandoval had a family (he did, a wife and two children), and if he had any prior alcohol-related driving offenses (he didn’t). Lynn requested that the prosecutor give Sandoval the minimum.

Sandoval was sentenced to 300 days in county jail and five years’ probation—when it could have been much worse.

So if you’re in search of a rooting interest today in the second game of the NFL’s tripleheader, there’s Anthony Lynn, thankful for his life on this Thanksgiving Day.

# Chargers Coach Anthony Lynn is enjoying the brotherhood of NFL coaches, even if that means skipping breakfast

By Dan Woike  
LA Times  
March 28, 2017 at 2:20 pm

Anthony Lynn, the Chargers' new head coach, has been surrounded by well-wishers all over the grounds of the Arizona Biltmore. From the coaches he's worked for to the reporters who covered him to the owners with who he'd interviewed, everyone — to use Lynn's word — has been "cool."

But breakfast Tuesday morning? That was just plain cold.

His scrambled eggs were pushed around the plate, and the breakfast potatoes, a slice of bacon and oatmeal were all untouched after speaking with reporters for an hour during the AFC's coaches breakfast.

"Next year," he said, laughing, "I'm getting here earlier."

Maybe the biggest lesson Lynn has learned in his first months as an NFL head coach is that you never know when you're going to learn a big lesson.

None of the words shared by his colleagues stuck out as profound, job-changing ideas. But Lynn said he knows that when situations arise, the things he's learned during the league's annual meeting will surge to the surface.

"It's always been a huge brotherhood, but it's even tighter when you get here with these other 31 coaches," he said. "All they want to do is help you, give you advice and [help you] learn from their mistakes and success." It's not a feeling he's getting too used to because the goodwill has very defined limits.

"Game day is a friendly handshake, and then, it's all about kicking somebody's ....," he said, knowing the 31 other coaches feel the same. "Right now, we're shaking hands, giving advice and mentoring one another."

It's a job full of perks not limited to the paycheck. Head coaches, team execs and league owners spent Monday night at a cocktail reception with a fully stocked raw seafood station and free beer, wine and cocktails being served behind a giant bar made entirely of ice. Oh, and there were fireworks too.

But the journey to top coach, one that took Lynn to six franchises as an assistant over a 16-year span, comes with a cost.

"I think I'm further away from football than I ever have been with all the day-to-day operations of a head coach," he said. "I think I expected that. It's still different."

The brotherhood that Lynn has enjoyed so much in Arizona this week? There are elements you don't get inside your own building when you're the top guy, he said.

Defensive coordinator Gus Bradley has his guys. Offensive coordinator Ken

Whisenhuth has his guys, and special teams coordinator George Stewart has his.

"There are some days I come into the office, and Ken has his group, Gus has his group, George Stewart has his group, and I'm kind of twiddling my thumbs," Lynn said. "No one wants you to come into their meetings because you come in and start changing too many things. I used to be a guy who hated when a coach would come in. I try to stay out and let them do their things because they're great coaches."

Instead of getting in the "room with his guys," which he said he misses most, Lynn is immersed in everything, including the upcoming draft.

On Tuesday, he was asked about selecting a quarterback, and Lynn didn't shy away from speaking his mind.

"I think we do have to get a young quarterback on campus. We have to start developing someone because we have two veteran quarterbacks," Lynn said, referring to Philip Rivers, 35, and Kellen Clemens, 33. "Both of them are long in the tooth. I think they have some good years left in them — don't get me wrong — but you have to start thinking about down the line too."

Lynn's been thinking down the line for years, planning and working for his shot at running his own football team.

"I did think I'd get a chance. I thought it would be a lot sooner, but I did think it'd eventually come," he said. "It was a passion. It was something that was on my heart and something I worked a lot of hours trying to accomplish. Usually it works out. If you do the right things and work your ... off, usually it works out."

And when it doesn't work out? You walk away from the table, belly empty, with a plate of cold food left behind.

## Chargers head coach Anthony Lynn and the currency of truth

By Eric Williams  
ESPN.com  
Friday, June 2, 2017

SAN DIEGO -- One noticeable change at Chargers Park with the addition of Anthony Lynn is that the new Los Angeles Chargers head coach does not deal in "coachspeak."

Lynn says what he means, sometimes to his detriment. However, it's been refreshing to deal with a coach who's comfortable enough in his skin to not mince words in his dealings with both the players and the media.

In a story by Albert Breer of The MMQB, Lynn talked about eliminating distractions during offseason work and making sure the team's relocation to Los Angeles and injury history are not used as a reasons for poor performance in 2017.

"To me, that's just excuses," Lynn said. "It's the National Football League, and we're all talented. I mean, this is an elite group of men. I don't think there's a non-talented team in the National Football League. The facts are, and I deal in the currency of the truth, we won nine

games the past two years. We're below average. So we have to change some things that we're doing. We have to approach it better. We have to play better."

It's interesting to note that during the time he was interviewing for his job, Lynn still believed the team was staying in San Diego. The Chargers announced the move to Los Angeles on Jan. 12. A day later, the team announced Lynn's hiring.

"I have to be honest with you: I didn't think we were going to be leaving San Diego, I really didn't," said Lynn. "It wouldn't have mattered much. I was looking at the organization and I felt like the organization was a fit for me. But I did have to start thinking about things differently, once we decided we were moving."

Tom Krasovic of the San Diego Union-Tribune writes that it's a shame Lynn did not take over the team years ago because he believes San Diegans would have enjoyed his honesty.

Krasovic: "I don't think any NFL coach has or will deal entirely in the 'currency of truth,' but Lynn is a refreshing presence for an organization that far too often came off as tone deaf, timid, foggy, cocooned, even paranoid, from ownership down."

As Chargers receiver Travis Benjamin expressed in an interview with the NFL Network, players have appreciated Lynn's no-nonsense approach.

"He's laid-back, calm, cool and collected," Benjamin said. "And he means what he says. And he's a players' coach, which everyone respects. He'll call you out when he needs to, and when things need to get done, he's willing to go out there and do it."

I'm not sure I agree with the players' coach part, but I understand Benjamin's sentiment. Lynn is not worried about whether players like him or not, only that they respect him. Lynn's job is to coax, prod and cajole players into playing to their potential, by any means necessary. It's the reason he brought on a new training staff led by John Lott and implemented track workouts to improve endurance, with the hope that better conditioning will reduce soft-tissue injuries when players are fatigued late in games.

Lynn's mantra has been competition in camp. He's focused on taking care of the football and improving a special teams unit that finished last in the NFL last season.

While Lynn's emphasis on telling the truth is refreshing, the new approach will lose effectiveness if the Chargers don't win games. So we'll reassess Lynn's approach midway through the regular season to see if it's really working.

# Chargers' Anthony Lynn trying to buck a trend: former running backs don't make it as head coaches

By Dan Woike  
LA Times  
Friday, September 8, 2017 at 6:25 pm

Anthony Lynn wants to make something that should be obvious very clear.

"Don't ever get me wrong," he said. "I don't compare myself to Vince Lombardi."

No one would mistake a coach without an NFL victory, one entering a season as the top man for the first time, for professional football's most iconic coach — the man for whom the Super Bowl trophy is named.

But as Lynn devoured Lombardi biography after Lombardi biography, trying to study the game's best, the Chargers' new head man found himself relating. He, like Lombardi, loved coaching the nuances of the running game. He, like Lombardi, had struggled to find a head coaching job. He, like Lombardi, thought that maybe it was related to prejudice.

"In reading those books, I was like, 'Dang, there are some similarities,'" Lynn said.

The Chargers don't need Lynn to be Lombardi. They do, however, want him to get that trophy into the building for the first time. It's a lofty goal for someone with a pedigree that hasn't often transformed into a successful NFL head coach.

Lynn is trying to buck a pair of trends that have existed since long before Lombardi — running backs don't make it as head coaches and guys who coach them usually don't make good ones, either.

Lynn spent six seasons as a back in the NFL, four with Denver, after going undrafted. Upon retiring, he immediately joined the Broncos coaching staff, beginning a 17-year odyssey to getting a head-coaching job.

"Running backs, for whatever reason, become pigeonholed," Lynn's longtime colleague Rex Ryan acknowledged.

It's a conception that's existed seemingly forever. As far as modern NFL running backs go, only former Denver coach Dan Reeves transitioned into a coach good enough to win 20 or more games.

After retiring as a player and spending two years as a special teams assistant, Lynn spent the next 14 years coaching running backs in the NFL, becoming a coordinator only after Ryan fired his offensive coordinator, Greg Roman, last season in Buffalo.

After the Bills fired Ryan, Lynn served as the head coach for the final game of the season, a loss, before being hired by the Chargers.

Ryan, who coached with Lynn for eight years in New York and Buffalo, said he knew Lynn someday would be running his own team.

"He's a star. There's no doubt he's a star. And, he's going to be a star," Ryan said. "Everything

he did, man, holy [expletive], I knew I had the best coach in the league. That's how I felt."

But that's not how everyone felt, evidenced by Lynn's slow rise from positional coach.

Along the way, Lynn's frustration almost pushed him onto a more traditional path to getting a top job — coaching other positional groups in an effort to seem more diversified to NFL owners and general managers.

"I was impatient. I probably should've been more patient, but I was seeing some of my counterparts move up faster than me. At one point, I wanted to switch positions. I thought that would help me move up faster," Lynn said. "But when I looked at the running back position and the receiver position, I thought the running back position would get me more prepared.

"I'm an expert in run-game scheme. I'm an expert in protection. Protecting the quarterback is the hardest thing to do in the National Football League right now. And not only that, I'm involved in the passing game. I just felt like I was learning more at that position than if I was just coaching wideouts or coaching quarterbacks."

And, Lynn thought, if coaching running backs helped prepare Lombardi, it certainly could work for him.

Prior to becoming an icon of excellence, Lombardi — an undersized guard on the football field — orchestrated the ground game at Fordham and Army before finally being hired as the Giants' offensive coordinator.

He was 45 years old when he was hired to run the Green Bay Packers. Lynn was 48 when the Chargers hired him.

As Lynn read books like "When Pride Still Mattered" by Davis Maraniss — the one Lynn likes to recommend — he started to notice parallels that inspired him.

"I didn't know he (Lombardi) coached running backs forever. I didn't know he felt discriminated against because he was Italian — everyone was passing him up. Then he becomes an OC for a year and becomes the best coach ever," Lynn said. "I just identified with him. I loved his concepts and his philosophies. Those things you can still can coach today. Those things don't get outdated."

"He was always himself," Lynn added. "He didn't try to be like his mentors. He didn't try to be like this other guy. He was always true to Vince."

While Lynn's list of mentors is deep — Texas Tech's Spike Dykes, 49ers legend Bill Walsh, Bill Parcells and Romeo Crennel — Lombardi influenced the thing about Lynn that's impressed his new players most. Be yourself.

In Maraniss' book, he notes that a pair of laminated cards served as Lombardi's bookmarks, including one that read, "Be in peace with many but let one in a thousand be thy counselor" — a verse from the book of Ecclesiastes in the Bible.

Lynn has taken that approach to his first true head-coaching job.

Learn from Walsh, Lombardi, Parcells, Crennel and Ryan — but don't try to be them.

"He knows the importance of being real," Chargers offensive lineman Matt Slauson said. "If players see that fakeness out of you, they're going to jump all over it. I've seen a lot of coaches try to emulate, say the Bill Belichick style, and it's just not them. When you see it, it's not real and it's obvious.

"You want to be who you are."

And in a short amount of time, Lynn's players have learned who he is.

They know he's competitive. They know he's compassionate to their needs as players because he was one. They know he trusts the leaders on the team to play a big role in the direction the group goes. They know he'll tell the truth.

"Don't ask him where you stand unless you can handle the answer because A. Lynn is going to tell you," Ryan warned.

And, Lynn knows to keep the "filler" to a minimum.

"If he has to say something and can do it in seven words, he's not going to use eight," Chargers safety Tre Boston said. "He doesn't like wasted movement, wasted energy. That's not him."

And, he believes he can reach anyone.

Ryan, who fittingly will be in the television booth as an analyst for Lynn's Chargers debut Monday night, remembers a running back that teams had quit trying to teach pass protection. Lynn, Ryan said, cracked that code.

"He can touch the right buttons on every single player. He's unique this way. I knew that about Anthony almost right away," Ryan said, and added, "He's very creative in the ways he'll teach."

There's a determination that Lynn possesses. It's what allowed him to keep working with running backs even if it pushed his coaching timetable back. It's how he's impacted Pro Bowlers and practice squad members. And, the Chargers hope, it's how he'll help the organization break through in Los Angeles.

Inside his office at the team's new facility in Costa Mesa, in the corner of a window that faces out to manicured green grass, there's a reminder of the formula Lynn wants to use. On the right, there's a picture of the Lombardi that people most commonly remember — fedora, spectacles and a toothy grin. And next to the image are these words, one of Lombardi's most famous quotes: "The difference between a successful person and others is not a lack of strength, not a lack of knowledge, but rather in a lack of will."

Lynn knows his work is just beginning.

"Now is when it really starts for me," he said. "This is when you grow, when you evolve. You haven't done anything yet because if you get this and fail, it can make it worse. It starts now.

"Now, it's real."

## Inside Brandon Mebane's Plant-Based Diet

By Hayley Elwood  
Chargers.com

Monday, August 7, 2017 7:21 pm

Entering his 11th season in the NFL, Brandon Mebane decided to make a change.

After watching a series of food-documentaries that according to Mebane “all had something special” about them, Mebane decided to make the switch to a more plant-based diet. Although he said it’s been harder to maintain during camp, he chose to implement the change to take control of his health and also put that new education to work.

“I wanted to look at education on the body, foods and for my kids, also,” Mebane said. “The other thing is that after football, (my health) is very important (to get this weight off). During football, I wanted to try something to help my stamina so I can play longer on the field, not fatigue as quick and try to make more plays.”

One of those documentaries that was the impetus for the change was *What the Health?* As Mebane explained on his blog last month, when he watched it, he was stunned.

“I used to think that big football players like ya boy needed meat to play effectively. However, the documentary has a number of vegan world class athletes who were at the top of their game. It was surprising to learn that we can get all the protein we need from vegetables. I haven’t completely given up meat, but eating less of it has given me a new found energy. I even weigh less than I did last season. I feel explosive!”

Mebane eats three meals a day and considers his snacks “off and on.” Out of those three meals, only one will contain meat. For him, it doesn’t matter which meal is the meat one as he chooses it based on his mood that day and how he’s feeling.

He does have a current weakness though – cookies at the training camp hotel.

“(During) lunch and dinner, I’m always putting salad on my plate along with some fruit. Then it’s going around and freestyling and seeing what is around and try to figure it out.”

Although the switch may seem hard, Mebane mentioned that it was actually the opposite. If it keeps him healthy and helps his game, then he’s all for it.

## Chargers set for first exhibition in Carson

By Mike DiGiovanna  
LA Times

August 12, 2017 at 5:20 pm

If the Chargers’ joint practice with the Rams last weekend was a “dry run” for the StubHub Center in Carson, then Sunday’s 5 p.m. exhibition opener against the Seattle Seahawks is a dress rehearsal for the intimate soccer-stadium-turned-NFL-facility.

The first of two home exhibition games — the Chargers will host the New Orleans Saints on Aug. 20 — will give team and stadium officials a chance to monitor the flow of traffic outside the stadium and fans inside it, and to identify and address any problems involving concession stands, restrooms and crowd control.

About 8,000 fans attended last weekend’s practice, but a capacity crowd of 27,000 is expected Sunday evening, putting the temporary home of the Chargers to an immediate test.

Parking lots open four hours and gates 3½ hours before the game.

The team encourages fans to arrive early so they can park, pass through security and find their seats in time for kickoff.

Those arriving late could miss the Chargers’ first-team offense, led by veteran quarterback Philip Rivers, star running back Melvin Gordon and a fleet of talented receivers and tight ends, and defensive standouts such as edge rushers Joey Bosa and Melvin Ingram.

Chargers coach Anthony Lynn said most starters will play a series or two and that Rivers, who is beginning his 14th NFL season, will play only one series.

“We just want him to start the game with his teammates, then get him out,” Lynn said.

Even if the Chargers go three and out?

“Yeah,” Lynn said, “he’s probably one and done.”

The game doesn’t count, but the Chargers, who moved from San Diego in January and are trying to carve out a niche in the populated Southern California sports market, want to make a good first impression.

“It’s super important for us to go out there and look good as a group,” said Gordon, who rushed 254 times for 977 yards and 10 touchdowns and caught 41 passes for 419 yards and two scores last season. “It’s our first showing as an offense, as a defense. We’ve got to be together.”

The Seahawks have reached the playoffs six times and the Super Bowl twice in seven years under coach Pete Carroll, winning a championship in 2013, and they like to set the tone for the season beginning with the first snap of exhibition play.

“They take every down serious, even in the preseason,” Gordon said.

“I had a chance to play against them in the preseason in my rookie year (2015), and they got me more ready than any team. I’m definitely expecting a good game, even if it’s a couple plays. I’m expecting them to play hard.”

With 90-man rosters and limited playing time for starters, Lynn’s emphasis will be on development, not winning.

“We’re more concerned about our team, evaluating our players,” Lynn said. “We’ll run our plays. We won’t do much scheming at all. ...

“We’re just looking for guys to help make our decisions (on who makes the team) easier. I want guys to go out there and make plays and stand out. You always find a couple in preseason that change your mind.”

Offensive coordinator Ken Whisenhunt said he sensed a “good vibe” in StubHub last weekend, and Chargers players expect the atmosphere to intensify with more fans.

“I imagine there will be a ton of energy,” left tackle Russell Okung said. “We had a really good crowd at the scrimmage, Chargers fans were excited to be there. They’re amped up. They’re ready to go. I’m excited to see it packed out.”

The maximum seating capacity for the team’s first of three seasons at StubHub will be 27,000, about 3,000 shy of what the Chargers thought they’d have. The decision to delay expansion was made in conjunction with StubHub officials and AEG, which owns and operates the stadium.

“We had the ability to go larger, but based on their recommendation, we decided to keep it at 27,000,” said A.G. Spanos, the Chargers’ president of business operations. “We value their input.”

“They have so much more experience operating the building, and they felt pretty strongly about it. We didn’t want to do anything to jeopardize what we hope is the best fan experience in the NFL.”

StubHub general manager Katie Pandolfo said capacity can be increased by adding 1,000 to 2,000 more bleacher seats to the berm on the north side of the stadium. If the Chargers make the playoffs, the team could sell standing-room-only tickets.

“We originally talked about 30,000, but when we looked at the field seats, other concourse seating, I went back to the Chargers and said that at least for the first year, we should keep seating capacity consistent with what we’ve done for large Galaxy games,” Pandolfo said.

“We know football events are different than soccer games, a concert, a boxing match. We have to watch fans, see how they move around the concourse. We felt it was best to start with this number and have the option to expand next year.”

## Chargers star makes Costa Mesa football fan’s dream come true with Super Bowl tickets

By Louis Casiano  
OC Register  
January 23, 2018 at 4:43 pm

Matthew Kaiyum will live every football fan’s dream next month when he joins about 65,000 others in attendance at the mother of all American sporting events.

Next week, Kaiyum will leave Costa Mesa to partake in the festivities surrounding Super Bowl LII and then attend the game itself in Minneapolis, courtesy of the Orange County and Inland Empire chapter of the Make-A-Wish

Foundation and Los Angeles Chargers cornerback Casey Hayward.

Kaiyum, 19, who has been battling leukemia for several years, will join 14 other people with critical illnesses on Feb. 4 to see the Philadelphia Eagles take on the defending champion New England Patriots.

"It's like a dream come true," he said. "I just want to see a good game."

Kaiyum's sister, Fareen Smith, contacted Make-A-Wish on his behalf.

Smith, an x-ray technician, said her brother's diagnosis at age 15 took away precious years of his life that he should have been enjoying instead of fighting his sickness.

"For me to reach out (to Make-A-Wish) was to say, 'I know it won't make up for what you've lost, but hopefully you can see from all the good that's out there,'" Smith said.

"It was a struggle at the beginning but my sister pushed it that this wasn't going to change who I am at all," Kaiyum said. "So I've had the mentality that this isn't going to do anything to me."

In December, Hayward, who was named the Chargers nominee for the Walter Payton Man of the Year Award, donated a pair of Super Bowl tickets he received from the National Football League to Kaiyum.

The Man of the Year award honors players that have made significant positive impacts on their communities. Each team nominates one player, and this year's nominees were each given tickets to the big game.

Hayward gave Kaiyum his pair in part because he empathized with Kaiyum's struggle, citing his mother's 2016 death from breast cancer.

"For somebody who may have struggled, and I've been through struggles — but not feeling sick — I know how people feel in these certain situations," Hayward told chargers.com. "To give it to (someone like that) and someone who wanted to go (meant a lot)."

The cornerback has a nonprofit, "Hayward's Hands," in his native Perry, Ga., and is slated to make his second Pro Bowl appearance on Sunday, Jan. 28.

Hayward was not available for comment Tuesday.

Kaiyum will give his other ticket to his brother-in-law, though his father and sister plan on making the trip with him.

The team and Make-A-Wish are also footing the bill for airfare and hotel stays.

In December, the Chargers invited Kaiyum to the team's Costa Mesa headquarters for a tour and to meet the players before Hayward presented him with the tickets.

Wearing a pair of Chargers socks, Kaiyum met Philip Rivers, Joey Bosa and Melvin Gordon, among other players.

"You're standing there and you're watching all these pro NFL players walk up to you and greet

you," Kaiyum said, adding the experience was overwhelming.

His said his favorite part was seeing the player jerseys in the locker room. He also walked away with a pair of gloves and a pair of cleats signed by punter Drew Kaser.

Super Bowl tickets are not for the frugal. As of Tuesday, Jan. 23, the cheapest seats were selling for \$3,835, while the best views were running up to \$25,563, according to Ticketmaster.

Third-party sellers such as StubHub had tickets going for just over \$3,550 on the cheap end.

"I hope he really enjoys this moment because a lot of people don't get to go to the Super Bowl," Hayward said. "Those tickets are pretty expensive!"

## Casey Hayward Continuing Mother's Legacy of Philanthropy

*By Hayley Elwood  
Chargers.com  
Sunday, May 14, 2017 1:28 PM PDT*

Mother's Day for Casey Hayward is bittersweet this year. This will be the first without his mother, Tish, after she lost her battle with breast cancer last July.

But for the cornerback, he's commemorating the holiday in a big way; continuing his mother's legacy of giving back through the family's Hayward's Hands foundation.

"Doing something in her name was nice because she was such a good person," Hayward explained. "I feel like that's the type of thing she would have done if roles were reversed. I was trying to keep this in my mom's name and do some good. We committed to giving out scholarships for the next nine years, so it's something our team decided to do."

Just over a week ago, Hayward gave away scholarships to two young women at his alma mater, Perry High School. Each was worth \$5,000.

"We decided to give a couple scholarships this year to two young women who are well-deserving of the awards. They can use the scholarships for whatever they want towards school as long as they keep their grades up. It can go for books or tuition."

Hayward's Hands is a 501(c)3 non-profit which serves Perry through community and outreach programs. Along with providing scholarships, the organization hosts an annual holiday toy drive, provides free Thanksgiving dinners and runs cheer and football camps

Giving back to his hometown is an experience Hayward never gets enough of.

"It's awesome to give back. That's what it's about. Since I've been in the NFL, I always wanted to give back as much as I could. We do so much back home in Perry. It's easy to give back and show support."

Hayward and his family have heavily been involved in the foundation since its inception. But since his mother's passing, he said they are

giving it a "team effort" by collectively pitching in to help as much as they can. For Hayward, honoring his mother is the least he can do after everything she did for him and those in need of help.

"It shows the type of person she was. She would always give. She would give the shirt off her back to anybody. To start the foundation, Hayward's Hands, is symbolic. It's our name and with hands, we like to touch the lives of people. Any time we can touch people and the community, we'd love to do that."

## Love conquers all for Chargers' man of the community Dick Lewis

*By Eric Williams  
ESPN.com  
December 29, 2017*

SAN DIEGO -- The volunteers slowly trickled in and by 5:30 p.m. the doors had opened at the Salvation Army in downtown San Diego, with a steady stream of homeless people parking bikes and sleeping bags out front before heading in for some hot soup, a sandwich and pizza.

They fed 160 homeless people at the Salvation Army that night.

Afterward, the volunteers cleaned tables and gathered around as former gang members who served long-term prison sentences shared their testimony to teenagers from McAlister Institute, a teen recovery center serving as a 21-day detox from doing drugs.

At the center of that group hovered Dick Lewis, the community outreach director for the Los Angeles Chargers. He stood in front of the crowd and talked about his favorite subject -- love.

"They came in and you gave them love," Lewis said about feeding the homeless. And then, steadying his hand and waving a shaky finger: "You don't want your kids to follow you, but if you don't talk to them about love, they will follow you right to prison."

"You have to talk to them."

Lewis has served as the team's community liaison since 2012 after spending 26 years as its director of security. And at the center of his service has been over two decades of feeding the homeless.

Even though the Chargers moved north to Los Angeles, Lewis stayed in San Diego, continuing his role there helping the underserved in this community.

"He is like a rock-type person," said Larry Johnson, a minister who works with inmates getting out of prison and the homeless in a faith-centered residential treatment facility. "He's one when you listen to his message is pure love, which is hard to come by. He's just been a rock at that thing, and that's why it's lasted that long."

"Whenever I bring our men down, I know what they're going to get. He's faithful. He's learned. He knows faithfulness and he knows suffering. He hasn't forgotten suffering. And he keeps

himself in the midst of it and giving back that compassion he has."

Lewis turned 80 years old on Dec. 22. And he is a survivor. He lost his wife to a heart attack while serving in Vietnam. Lewis lost his son years later. He fought off throat and stomach cancer, and still remains focused on serving the less fortunate.

"He has a big heart and is one of the most generous people," said Ed McGuire, the Chargers executive vice president of football administration. "Better than having him move up, he stayed where he could be a resource for the organization in San Diego and do what he's historically done. He's been great.

"He'll give you the shirt off his back -- that describes Dick Lewis. Nothing's about him; it's always about the greater good and helping less fortunate in our society."

Lewis helps serve the homeless every Thursday at the Salvation Army, a program supported by the Chargers and still going on for the past two decades.

"He started this, but he was quiet about it," Lewis said about Chargers chairman Dean Spanos. "He said to me as long as you feed them, I'll pay for it. And that's what he's been doing. Nobody needs to know. He's a very silent man, and he's a good man."

During the week, Lewis serves as the lead singer for "Timeout" -- a musical group that sings old R&B songs to seniors at retirement homes.

Chargers defensive tackle Corey Liuget is one of the dozens of players over the years who has helped to serve the homeless or interacted with seniors in the community. He appreciates Lewis and his commitment.

"He's the definition of giving back," Liuget said. "And making sure you don't forget about the elderly, because at one point in time they were young like us, with a lot of energy and spirit.

"A lot of kids put their parents in convalescent homes and they tend to forget about them. But with my grandparents, I made sure to spend time with them, and let them know that I care about them and love them."

Lewis is a native of Bay City, Texas, about 82 miles south of Houston. He grew up picking cotton, mowing lawns, shining shoes -- whatever he could to earn money to support his family. With a bit of coaxing, at the age of 16 he got his mother to sign a waiver so he could join the Navy early.

His first stop was San Diego.

From 1955 to 1968, Lewis served as a hospital corpsman in the Navy. He performed two, 13-month tours in Southeast Asia during the Vietnam War.

Lewis spent 20 years as a patrol officer for the San Diego Police Department before joining the Chargers as the director of security in 1989. He later returned to school to earn bachelor and doctorate degrees in law.

"I would seek out and feed the homeless whenever I could. It was very difficult," Lewis said about his time as a police officer, which

included dealing with racial tension in the 1970s and 80s. "I thought one way and everyone else thought another way.

"But I worked for Chief of Police Bill Colander and he was a man among men. You've got to get to know the ins and outs of people."

Getting to know the ins and outs of people is what keeps Lewis going at this latter stage of his life.

"It's about serving each other," said Rito Arciaga, who helps with Lewis and serves as the keyboard player in the group. "That's what makes us so unique. We know how to serve, and we want to serve. Our ideas are different at times, but we get the job done."

## Derek Watt Scouts Younger Brother T.J. Heading into the Combine

*By Hayley Elwood  
Chargers.com  
Friday, March 03, 2017 10:40 AM PST*

It's a rare occurrence, but come the end of April, the Watt family will have three brothers playing in the NFL.

All eyes are on the youngest, T.J., this week in Indianapolis at the NFL Scouting Combine.

Although T.J. announced at the beginning of the year that he was declaring for the 2017 NFL Draft, the concept of having three brothers play in the league hadn't fully donned on Derek Watt until the Super Bowl.

"We just took a minute. Our whole family was there, and we just kind of appreciated that our hard work has paid off. In a short period of time here, that dream will come true for all three of us. It's a pretty cool feeling, that's for sure."

While he admitted he and his family never fully anticipated having three Watts in the league, Derek said the way they grew up and the work ethic that was instilled in J.J., T.J. and him doesn't make it surprising.

"It's crazy and not common at all, but we pushed each other growing up. Our dad was our coach in a lot of our sports and he pushed us hard. We wouldn't be here where we all are today without him, and our trainers and coaches who helped us throughout the way. We all have a tremendous work ethic and with (that) and pushing each other in our workouts and striving to be our best is how we got here."

Another product of Wisconsin, T.J. played linebacker from 2013-2016. After redshirting and battling through injuries, he and Derek were finally able to play on the same team again, which was something they had done many times growing up.

"We're closer in age than J.J. and I, and we lived together in college for a year and played together both in high school and college. We have that relationship of being on the same team. J.J. was always kind of envious that we had that opportunity and he never had that. It was definitely special."

Derek added that while none of them played on the same team last season, their brotherly bond was kept tight by a group chat. The three Watts

would text each other after each game and provide positive feedback. As Derek put it, "We all care about each other and want to see each other do our best so we're extremely supportive."

So what will a team get in drafting T.J.?

"He's a tremendous athlete and has a lot to offer," Derek said. "His size is one of his strengths and he has a lot to bring to the table. He only has a couple years under his belt at outside linebacker, but he's taken that (position) and run with it already. I can't wait to see how he continues to develop because it will be special."

T.J. made his presence known for the Badgers this past season notching 63 tackles, 15.5 tackles for loss and 11.5 sacks. In addition, he had two forced fumbles and an interception, which he returned for a touchdown.

As Derek put it, his brother's success was not a surprise.

"I've had a front row seat to how he's developed. He played with me when I was young, and I was obviously the older guy on the teams, but he was playing. It wasn't like he was just on the team. In college, he had a couple hiccups where his injuries held him back a little bit, but really he's going to be special. In high school, he was a great player but in college he only got better." While both Derek and J.J. have gone through the draft process, Derek said they are providing any advice they can, but are mainly eager for T.J.'s next chapter.

"We'll be extremely excited for him and will be either with him, or in extremely close contact when he has the big day and is able to get that phone call. I don't think he'll have to wait quite as long as I did, but it's going to be a special day for our entire family. It'll be emotional and it'll be that next step. We'll obviously be very proud of him, grateful and excited for the future."

## J.J. Watt Proud of Younger Brother Derek

*By Ricky Henne  
Chargers.com  
Monday, April 10, 2017 11:00 AM PDT*

*For National Sibling Day, check out this article from November of 2016 in which Houston Texans' star J.J. Watt weighed in on his younger brother, Derek.*

Sunday's Week 12 match against the Houston Texan is a game fullback Derek Watt circled on his calendar the moment he was drafted. After all, it would provide a rare chance to face off against his older brother, J.J..

Unfortunately, Houston's star defensive end won't suit up as he is out for the year with a back injury. While he'll miss the game, the elder Watt couldn't be prouder of how Derek has performed over his first 10 games as he's kept a close eye on his younger brother.

The more J.J. talks, the clearer it becomes he's a fan of Derek's game not because of his name on the back of the jersey, but for how he performs on the field.

"Derek is a very versatile player who can clear out a linebacker up the middle or catch passes out on the edge. He is very smart, works extremely hard and is always willing to do whatever is best for the team. He does a great job on special teams, and it has been fun to see him and Melvin (Gordon) on the same team this year and some of the things that they have been able to accomplish together."

He then laughs, adding, "You also have to watch out for the occasional 53-yard reception."

It's an unfortunate fact that fullbacks often go unnoticed as their dirty work in the trenches gets overshadowed by the end result it produces. However, the revitalized Chargers ground attack wouldn't be as effective without Watt, as the rookie has been a key factor helping Gordon author one of the top seasons for a Chargers running back through 10 games.

At the same time, as the 53-yard catch and run against the Broncos J.J. references proved, Derek has the ability to make the splashy play when called upon. After all, it was the longest reception by a fullback in Chargers history.

Watt joined the Bolts as the 198th overall pick in the sixth round out of Wisconsin. He enjoyed a solid career in Madison, rushing 13 times for 60 yards while catching 30 passes for 309 yards and one TD. The Waukesha, Wisconsin native particularly thrived blocking, as the Badgers routinely ranked among the best rushing teams in the country over his tenure, including a pair of seasons paving the way for Melvin Gordon. However, when he was drafted, most headlines throughout the country focused on the Bolts adding J.J.'s younger brother instead of focusing on the merits of Derek's play. It's the same issue facing the youngest brother, T.J., who has followed in the Watt family footsteps by staring at Wisconsin. Nonetheless, Derek has established a legacy of his own as a rookie, and J.J. couldn't be prouder.

"This is one area where I am unbelievably proud of my brothers," J.J. said. "It would be very easy for them to be bitter about always being labeled 'J.J.'s brother' or always having someone bring my name up when talking about them. But the way that they have handled themselves, the way they have embraced our brotherhood while at the same time, working to create legacies of their own, is truly special. Everything that they have accomplished, they have earned. They have worked, sacrificed and given everything that they have to put themselves in the position that they are in. Nobody should ever take that away from them. We will always be brothers and we will always be proud of each other, but they deserve full credit for their successes because they earned that."

J.J. and Derek grew up extremely close as they are only three years apart in age. In fact, asked to share memories of his younger brother, the first thing that comes to mind is something many siblings can relate to.

"He loved chicken nuggets! One of the main things that I remember about growing up with Derek is that no matter where we went, no matter what restaurant we went to, he always ordered chicken nuggets. Every time."

He then pauses and gets more serious.

"The other thing that I know about Derek is how service-oriented he is. He was always extremely tough and violent on the field, but off of the field he has always done an incredible job of giving back, whether it be volunteering or hospital visits, he has always gone the extra mile to give back to those in need."

Family and football are two pillars of the Watt family. So, J.J. made sure he was able to catch Derek's last game as a high school senior as he was on a break at Wisconsin. It turned out to have a heartbreaking ending, but was a moment that bonded the two brothers.

"It's easy to talk about the good times and everyone expects a brotherhood to be strong in the good times, but one of my strongest memories between us was during his senior year of high school when I got a chance to be at his last game. Unfortunately, they lost in the playoffs. Anyone who's played high school football before knows how tough that last loss to end your senior season can be. After the game, I met him out on the field and just gave him a hug. (I) told him I'd been there before and I knew the emotions that he was feeling. I kind of let him have that moment because I knew how much work he put in and how important it was to him at the time. It's very cool to be able to share moments that we have both lived through and discuss them from a similar perspective."

Derek arrived in Madison as a freshman the same year his older brother made his debut in the NFL as the number 11 overall pick. While their college careers never overlapped, J.J. kept close tabs on how Derek was performing. It was during this time he realized his brother was also destined for a future in the NFL. "As his career went on at Wisconsin, it became clear that he had what it takes to make it to the next level. When he picked up the fullback position so quickly after switching from defense, I knew that the playbook would never be a problem. Then as he continued to play and grow within one of the best rushing offenses in the country, you could tell that he was beginning to develop into someone who could play in the NFL."

What once seemed to be a pipedream to both play in the NFL is now a reality. J.J. is overcome with emotion each time he sees the kid who loved chicken nuggets make a big play and unleash a crushing block.

So what's it like to know his younger brother is now in the NFL?

"I have tried to come up with some elegant way to put it, but to be honest, all I can say is that it is very cool. It is one of those things that was a complete fantasy as a kid. Every young football player dreams of playing in the NFL, but to be able to play in the NFL yourself, have your brother play in the NFL and have your youngest brother playing for the #7 team in the country? That's just crazy. So it is very surreal, it is very cool and it is a testament to what hard work and dedication can accomplish."

## From cruises to Zac Brown Band concerts, the Watt family album reveals tight bonds

By Jeremy Fowler  
ESPN.com  
Wednesday, June 7, 2017

The NFL has an unlikely pipeline in Pewaukee, Wisconsin, home of three draft picks bearing the same last name.

But football is only part of the Watt family blueprint.

Brothers J.J., T.J. and Derek Watt have bonded over European vacations and country concerts. They've shared packed rental cars on family trips to Florida. They drive one another to improve on the field and support one another off it.

J.J. Watt, the three-time defensive player of the year, appreciated that reality on an April conference call with Pittsburgh media after T.J. was drafted by the Steelers in the first round.

"It's just a blast to watch each other have success," J.J. said.

T.J., 22, and Derek, 24 -- selected by the Los Angeles Chargers in the sixth round in 2016 -- aren't just the younger brothers of J.J., 28. They're promising NFL players in their own right. But they always have J.J.'s back, including as his fake "security team" when fans swarm the megastar on family cruises.

The Watts agreed to share a few photos of moments that helped shape them. ESPN got the story behind each one.

### A goalpost and a proud grandpa

J.J. Watt came back to Pewaukee for a few days in 2011, the year he was drafted by the Houston Texans, so the family decided to take to the local field for a photo op. The brothers savor the memories from that day because of their special guest in the picture, their grandpa Jim, who died in February 2014.

T.J. Watt, Pittsburgh Steelers outside linebacker: "We actually took my grandpa up there when my grandpa was still alive. He was our biggest fan. He was at every single practice, every single game. We thought it would be cool to get a photo shoot with everyone in the family and grandpa in his No. 1 Pewaukee jersey to match what we had. It was just really special. We're always so busy, we never have the time to take pictures."

Derek Watt, Los Angeles Chargers fullback: "Everyone [in town] knew who he was, and he always had on the Pirates gear. I know how much he meant to us all. There's also a photo from that day of my mom taking a snap, and we're in the Wing-T formation."

\*J.J. Watt, Houston Texans defensive end: "How proud [Jim] was of what my brothers and I were able to do for our family name ... that's why we go out there and try to live our life the right way and work hard and do things the way we do things: because we want to make our family proud."

T.J. Watt: "Very, very ugly mohawks."

### A very public water excursion

The Watt family loves cruises. They take one every year. This 2014 trip happened as Wisconsin basketball was playing Kentucky in the Final Four. J.J.'s star status presented a few roadblocks, but the three brothers eventually found a quiet spot to watch the game in their fresh Badgers gear (UK won 74-73). They also found time to appreciate their prospective football paths: Derek was entering the season as Wisconsin's starting fullback, and T.J. had signed with Wisconsin a year earlier.

T.J. Watt: "We can't do cruises anymore, because J.J.'s too dang famous. You get trapped on the boat. We had to find our secret hideouts. We always make the best of each moment. My parents have been on so many cruises that they have lounges they have access to."

Derek Watt: "When we were younger, T.J. and I would act like we were [J.J.'s] security team. Once he's noticed by a bunch of people, it gets crazy. He loves the fans and handles it great. Sometimes we like to eat dinner in private, but fans are usually really good about it."

### 'Modern-day gladiators'

Last summer, J.J. took his brothers to Europe for a 15-day excursion to Dublin, Paris, London and Rome. The goal? "See the world," J.J. said. For three football players, checking out the Colosseum was high on the agenda.

\*\*J.J. Watt: "We'd be awake in the middle of the night, and we'd be sleeping in the middle of the day, but we'd always find time to train. We went on a jog down the Champs-Élysées [in Paris] by the Arc de Triomphe. We did a workout in this awesome weight room in London that overlooked Big Ben. It was really cool just kind of finding these gyms and being able to experience these incredible things and see all these landmarks and sights all over the world and realize how far we've come but at the same time not forget why we get to do all these cool things."

Derek Watt: "That was the highlight of the trip: learning about the gladiators and what they did in the Colosseum. I guess we called ourselves modern-day gladiators. This was their arena where they performed."

\*\*J.J. Watt: "I'm hoping now that [T.J.'s] been drafted, he can take me and Derek on a trip sometime."

### Always room for one more vacation

The Watts did not have an extravagant upbringing, but the family prioritized killer family vacations and weekend getaways. John Watt, a firefighter lieutenant, sometimes logged overtime hours to make sure the trips were top-shelf. In this picture, the Watts are enjoying a slow weekend at a Devil's Lake cabin outside Madison, Wisconsin.

T.J. Watt: "Those family trips are really important. I think we will remember them forever. Our parents were extremely hard workers."

Derek Watt: "Those trips were normal to us, but now that we're older, we know not everyone

gets those things. That's why we're so close as a family."

### Country music and playground games

The Watts have similar interests. Football and country music are high priorities for the three brothers. A few summers ago, J.J. blended those two worlds by taking his brothers to a Zac Brown Band concert at the Alpine Valley Music Theatre in East Troy, Wisconsin. Things got weird backstage.

Derek Watt: "We played four square with the band until 3 a.m. Things got pretty intense. We really wanted to win. There was supposed to be a whiffle ball game, but the band started putting the lines out, and next thing you know, we're playing four square."

T.J. Watt: "J.J. is really good friends with Zac. To hang out as a group in a relaxed setting and not talk football was special. Zac Brown is always lights-out."

### Island perspective

Derek believes this picture took place at SeaWorld Orlando, which reminded him of driving around central Florida in an undersized rental car with luggage on his lap. The Watts were making a pit stop on the way to the coast for another cruise, which got T.J. thinking years later.

T.J. Watt: "You go to new beaches every day, and it's a lot of fun, but it allowed us to not take things for granted. You go to all these cities and these islands and you see what people are living in and going through, and it really puts things in perspective when you get back on a billion-dollar cruise ship and eat whatever you want to eat. You'd go to these villages and bargain for a wooden sculpture, and it reminds you: This guy works for hours, and he only gets \$5 for this sculpture."

## Memory of his slain brother has Chargers rookie Desmond King playing 'off the chain'

*By Mike DiGiovanna  
LA Times  
December 14, 2017 at 3:00 pm*

Desmond King winces at the mere mention of his name. It has been more than five years since his older brother, Armon Golson, was fatally shot during a robbery near their Detroit home, and time has done little to heal the wound.

"I really don't like talking about it," the Chargers rookie defensive back said at his locker this week, his voice barely above a whisper. "It's still hard for me."

As King opens up a bit, he recalls how Armon and his oldest brother, Andre Golson, introduced him to football when he was 5 years old, how they put him through drills and knocked him around — in pads, of course — in the front yard when he was a kid. And he clutches a gold chain around his neck.

"This was my brother's chain," King said. "I always wear it. I play with it on, under my uniform, so I know that I have him with me at all times."

King was a 17-year-old senior at Detroit's East English Village Prep Academy when Armon, then 22, was shot and killed on Sept. 18, 2012, a tragedy that devastated King's family but did not deter or derail Desmond.

Three days after the slaying King rushed for two touchdowns and intercepted a pass in a 39-0 win over Detroit's Southeastern High, one game of an illustrious three-year varsity career in which King established a Michigan high school record with 29 interceptions and rushed for 3,970 yards and 45 touchdowns.

Undersized at 5-feet-10 and 185 pounds, with decent but not blazing speed, King generated little interest from major college programs.

A University of Iowa assistant, acting on a tip from a Detroit-area coach, visited King a week before signing day and was struck by his playmaking skills, work ethic and mental toughness. A scholarship was offered. King accepted. King did not disappoint. He developed into an All-American cornerback for the Hawkeyes and won the 2015 Jim Thorpe Award as the nation's top defensive back.

A dual major, King graduated in 3½ years with a 3.1 grade-point average and degrees in African American studies and broadcast journalism.

King, who turned 23 Thursday, was selected by the Chargers in the fifth round of last April's draft and has evolved into a valuable nickel back, with 52 tackles — including six for loss — four sacks, five pass breakups and one interception entering Saturday night's AFC West showdown against the Kansas City Chiefs.

"Street violence took Armon away from us ... but we all pulled together, and we're making it," King's mother, Yvette Powell, 47, said by phone from Detroit.

"I'm so proud of Desmond, because he's doing exactly what his brother would have wanted him to do — stay focused, keep playing football, graduate from college. I'm sure Desmond is putting a smile on his face."

King's father, also named Desmond, left the family when King was a child. The thought of what his single mother did to shield him from the dangers of Detroit's streets brings a wide grin to King's face.

King grew up in Warrendale, a working-class neighborhood on Detroit's far west side known for its high crime rates, dilapidated housing and foreclosures.

"It was very dangerous, violent. There was a lot of drug-dealing going on in my area," King said. "I stayed busy with sports and school. My mom kept me out of trouble."

From the time Desmond was 5, Powell shuttled him from football to indoor track, from indoor track to wrestling, from wrestling to outdoor track, from outdoor track back to football. Though she often held two jobs, as an in-home nurse and retail clerk, Powell found time to volunteer for King's schools and youth leagues.

When King opted to attend high school on Detroit's east side, Powell drove Desmond there and back every day, leaving the house at

6:30 a.m. for the 20-minute commute and returning around 8 p.m.

"I tried to keep him busy all year round," Powell said. "When you don't have anything to do — we call it idle hands — that's how you find trouble. But if you keep them busy and keep them in their schoolbooks, they didn't have time for all that extra stuff out there."

Armon found time for the extra stuff. He dropped out of high school and fell in with the wrong crowd. According to a Detroit crime Facebook group, he was the city's 283rd of 386 homicide victims in 2012.

Like King, Chargers tight end Antonio Gates, 36, grew up on Detroit's west side. The 15-year NFL veteran can see how King's upbringing and experience shaped his young teammate into the player and person he is today.

"Living a certain way, being able to flourish through all of the trials and tribulations that you face in Detroit, it gives you an edge when you get here," Gates said. "In my mind, that's where we get our toughness from. The term 'tough' is being able to sustain through any adversity, through difficult times.

"So you learn a work ethic, a sense of pride that is embedded in you. And you see it, from the Joe Louis statue to Motown to the auto industry. That's just what we hang our hats on, being very prideful, working hard."

King is now a chiseled 5-10 and 200 pounds. With his square jaw, thick neck and piercing brown eyes, he exudes toughness. After a few too many opponents eluded his grasp early in the season, King has become one of the team's surest tacklers.

"You can see it in the way he plays — he's a tough football player," Gates said. "When I say tough, I mean he's willing to do whatever it takes to help us win. If we need him to make this tackle, he'll make this tackle. If we need him to cover this guy, he'll cover this guy."

A timid rookie, King is not.

"He don't take no mess from nobody," cornerback Casey Hayward said. "You need that demeanor as a football player, because you get out there, and some people try to bully you. He don't take none of that, on or off the field."

King, who has also returned 16 kickoffs for 332 yards (20.8 average), played only three of 69 defensive snaps in the season opener at Denver. He's played a majority of the snaps in the 12 games since, and 188 of 230 snaps (82%) in the past four games, all wins.

King usually lines up in the slot. With defensive coordinator Gus Bradley employing more sets that feature five and sometimes six defensive backs — a scheme that plays to a Chargers strength (defensive back depth) and hides a weakness (linebacker depth) — King has been freed up to blitz and play the run.

His four sacks have come in the last five games. He had his best game last week against Cleveland, notching a team-high 10 tackles, one sack, one pass breakup and one quarterback hit. He returned an interception 90 yards for a touchdown in a Thanksgiving Day win at Dallas.

"He doesn't have all the measurables, the speed, all that stuff you like to see at the combine," Chargers coach Anthony Lynn said. "He's just a playmaker."

Bradley's cover-three scheme, a mix of man-to-man and zone, can be difficult even for veterans to grasp and confusing for rookies. It took King a few games to feel comfortable, but he's emerged as a key component of a unit that ranks third in the NFL in pass defense (200.3 yards a game) and interceptions (16).

"There's definitely been a learning curve," King said. "I'm playing a lot faster than I was earlier in the season. My teammates are definitely helping me a lot."

So is the memory of his older brother. King will face the biggest challenge of his young NFL career this weekend, a game in a hostile environment with first place in the division on the line against a revitalized Chiefs offense that has scored 57 points in the last two games.

If King is feeling a hint of intimidation, an ounce of fear, he can draw strength from the gold chain around his neck. Even as Armon was getting into trouble, he tried to protect his younger brother, always encouraging Desmond to focus on his grades and football and stay away from the streets.

"Everything I do in this sport is dedicated to him," King said. "Where I'm from in Detroit, not a lot of people make it in sports ... but you can do it if you stay focused and keep your mind to it. I had a dream of it. Now, seeing it's real, it's amazing and a blessing."

## Chargers rookies Forrest Lamp and Dan Feeney are roommates and study buddies

*By Eric Williams  
ESPN.com  
Tuesday, May 16, 2017*

SAN DIEGO -- During the pre-draft process at the Senior Bowl and the NFL scouting combine, offensive linemen Forrest Lamp and Dan Feeney developed into fast friends.

Lamp said the easygoing Feeney reminded him of teammates back at Western Kentucky. The two exchanged numbers and kept in touch, never really expecting they would become teammates.

But that's what happened on Day 2 of the draft, with the Los Angeles Chargers selecting Lamp in the second round and Feeney in the third round.

"It makes it a lot easier when you know somebody," Lamp said. "I got drafted in the second and I saw Dan get drafted right after me. And as soon as I saw that I texted him and said, 'It's great to be teammates.'"

Not only are the two teammates, they're now roommates in a hotel near the team's practice facility in Chargers Park, as the team spends one final month in San Diego before moving operations to Costa Mesa, California.

"He's a pretty good roommate, so it's been pretty solid so far," Feeney said about Lamp.

"He's pretty clean -- there's been no issues with that."

The additions of Lamp and Feeney are part of a revamped offensive line for the Chargers. General manager Tom Telesco stood pat at offensive line in 2016. With a combined salary of \$20.3 million last season, the front five did not play to that potential in terms of production.

The Chargers nearly had a 1,000-yard rusher, with Melvin Gordon finishing 3 yards away from that milestone. And quarterback Philip Rivers managed to make the Pro Bowl, throwing for 4,386 yards and 33 touchdowns.

However, the Chargers had trouble consistently controlling the line of scrimmage last season. They averaged just 3.8 rushing yards per carry, No. 26 in the NFL. And Rivers was under siege at times, getting sacked 36 times (tied for 19th in the NFL). Telesco released three offensive line starters in left tackle King Dunlap, right guard D.J. Fluker and left guard Orlando Franklin during the offseason. Meanwhile, the Chargers signed Russell Okung to a lucrative four-year, \$53 million deal as the team's new left tackle. New head coach Anthony Lynn said he will have an open competition at left guard, center and right guard.

For now, Okung and Joe Barksdale are penciled in as the Chargers' left and right tackles. Last season's center, Matt Slauson, has worked at left guard during offseason workouts -- the same place he played for the New York Jets when Lynn served as their running backs coach. Spencer Pulley, an undrafted rookie out of Vanderbilt last season, has worked at center during offseason workouts and Lamp spent time at right guard during rookie minicamp.

Last year's third-round pick, Max Tuerk, is expected to compete for the starting center job, while players like Kenny Wiggins, Donovan Clark and Feeney should also be in the mix to compete for time.

Lynn said the work Lamp and Feeney put in together on the field over the weekend in preparation for the first time the two will practice with the veterans on Tuesday served them well.

"With all of our communication and protection schemes we run, as rookies it's important for those guys to get into the huddle, break the huddle, get to the line, go up against those fronts and make their line calls," Lynn said. "Because things change at the line of scrimmage, so that's important for us.

"We think [Feeney] can play center for us. We've got two guards and a center position where we're kind of looking at different combinations, and he's definitely in the mix."

Lamp and Feeney were both four-year starters at their respective schools and are familiar with zone and power-run schemes, so that should ease the transition to offensive coordinator Ken Whisenhunt's scheme.

Lamp played three games at guard his freshman year before moving out to left tackle, where he spent the rest of his time at Western Kentucky. Feeney played right guard and right tackle at Indiana. The two started a combined 97 games in college, so their durability -- something that has

been a problem for the team's offensive line the last two seasons -- should not be a major concern for the Chargers.

Lamp and Feeney have used their time together as roommates to help get down the playbook.

"Absolutely," Feeney said. "I think that's one of the best ways to study -- saying it out loud and talking in your own language, and then you're like, 'Oh yeah, that makes more sense.' When you say it yourself, it just clicks differently."

Feeney understands that he and Lamp have been brought in to compete for starting jobs.

"We're football players, and we want to get out on the field and play -- that's out biggest thing," Feeney said. "But we've got to do whatever the team needs. And if they want us to get a little stronger and work on our technique instead of playing every game, so be it. But you've got to keep that competitive edge and want to play every time."

## Chargers collect two semitrailers of donations for Harvey relief effort

*By Eric Williams  
ESPN.com  
September 7, 2017*

LOS ANGELES -- Hurricane Harvey hit home for Los Angeles Chargers team chairman Dean Spanos, who has a nephew who works in the construction business in Dallas and Houston.

"Everybody knows what happened in Houston," Spanos said. "It's one of these awful disasters that you see. Here in California we've seen the wildfires, which have just been horrible over the last decade.

"So you see this on television, you have friends and family there, and you just feel compelled to do something because you want to help."

Along with donating \$500,000, the Chargers filled two semitrailers with food and supplies Wednesday at a Vons supermarket near downtown Los Angeles with about 60,000 pounds of supplies that will be directly donated to the Houston Food Bank and Red Cross.

The Chargers took a cue from Houston Texans defensive end J.J. Watt, who has raised an impressive \$27 million and counting for the people in his city affected by the disaster.

Watt's younger brother, Chargers fullback Derek Watt, said initially his brother just wanted to raise \$200,000 for flood victims. Now, J.J. Watt's foundation is charged with the massive task of making sure the money raised is put to good use.

"We have a group chat, and he's constantly updating us whenever he's got some really big donations," Derek Watt said. "And he's also trying to figure out the best possible thing to do with this. He's talked to [New Orleans Saints quarterback] Drew Brees and what he went through with [2005's Hurricane] Katrina to try and find out what the best possible thing is.

"He's got to focus on football, too. But he's truly putting his effort into this. I saw a bunch of pictures and videos when they took out the 10 trucks the other day with the whole team. And

that's pretty special when you can get a lot of the team and all of their families to go out and do something like that. I'm grateful for what he's doing and I'm not even down there."

Chargers left tackle and Houston native Russell Okung purchased four shopping carts' worth of food to donate to his hometown. Okung said it's important for people to keep the flood victims in their thoughts, because the cleanup will take months and years.

"There's a multitude of ways to give back," Okung said. "Not only through donating clothes and gifting, but helping people figure out legal problems or tax issues that may come out of nowhere and might be unforeseen, too."

Chargers defensive tackle Damion Square, also a Houston native, donated a carload of clothing and supplies to the relief effort. Like Okung, Square said his immediate family was unaffected by the flooding, but he still has friends in affected areas who need help.

"I just wanted to come out here and give back to the people in need so that they can get back to a place of stability," Square said. "That's the most I can do because I can't be there to help physically."

## Former Notre Dame Co-Captains Reunite as Chargers Rookies

*By Ricky Henne  
Chargers.com  
Saturday, May 13, 2017 5:44 PM PDT*

Nearly 30 minutes have passed since practice ended, and Notre Dame's defensive captains Isaac Rochell and James Onwualu remain tucked away in the corner of the locker room, actively rehashing the day's work.

Only they aren't in South Bend, nor part of the team's veteran leadership.

Instead, the former Golden Domers are rehashing Saturday's early morning practice during the Chargers' rookie mini camp. The Bolts drafted Rochell, a 6-4, 280-pound defensive end, in the seventh round while Onwualu, a 6-1, 242-pound outside linebacker, signed as an undrafted free agent.

"I tell people (having him here) is a game changer," Rochell said. "Just the comfortability of having somebody I'm close with here to decompress after practice and learn the defense with makes it easier."

"He's somebody I can rely on just to be honest," Onwualu added. "We hold each other accountable. We've built that (trust) through four years. Having him on the field with me every single snap, I can look at him and he'll push me to keep on going. We have that bond together we built in college. And like he mentioned, learning the defense could be a steep learning curve. Being able to help each other take that step, which is a difficult thing for a lot of the rookies, definitely helps."

The pair first met over five years ago during the recruiting process to Notre Dame.

"When I was being recruited they told me, 'You are going to be great friends with Isaac Rochell,'" Onwualu recalled. "I had just finished

up a mission trip, and so did he. We were doing similar things in high school and had similar interests. We became friends early on and got closer throughout college."

Their relationship grew tighter each season, especially last year as the two served as the team's only defensive captains during a rocky season in South Bend. After going through those trials and tribulations side-by-side, they trust one another to lean on when times get tough.

As fate would have it, both players were in Manhattan on the final day of the draft. It was only fitting that they celebrated their NFL future together over a home cooked meal Onwualu's mother cooked at his brother's apartment.

"I was drafted and left to get something to eat," Rochell said. "Then he texted me something like, 'See you in Cali!' I got super hyped! I called him and he told me he was coming out here, so I was super excited. We were in the same city, so we celebrated together. That's what's crazy. We worked out together from our Pro Day until the draft. Every day we were getting together stressed over where we were going to go. Then we end up on the same team. It's just crazy."

While Rochell learned his future in the seventh round, Onwualu had a decision to make once the draft ended.

The linebacker didn't lack for suitors.

In fact, 17 teams contacted him when the draft ended offering him a contract, but there was no doubt in his mind he had to don the lightning bolt. Not only does he believe Defensive Coordinator Gus Bradley's system suits him to a tee, but he also grew up a fan of the team.

"I still have LaDainian Tomlinson's poster above my bed," he laughed. "I've been a Chargers fan since I was younger. I was a running back growing up, and he was my favorite player."

Then I made a visit earlier in the process with the Chargers, and met the coaches. They explained to me where they saw me fit, and I saw an opportunity to help the team. I'm excited to be part of the organization, and help the team as they make the transition to L.A."

## Chargers rookie Isaac Rochell has come a long way since 'hating' football

*By Dan Woike,  
LA Times  
July 29, 2017 at 4:05 pm*

The bright beams of sunlight were making it hard to be outside for long stretches without sweating through a shirt.

In 2006, Isaac Rochell stood on a football field outside of Atlanta. He looked around at his peers, worshippers of one of the South's favorite religions, and thought, "This might not be for me."

The bright beams of sunlight were making it hard to be outside for long stretches without sweating through a shirt.

In 2006, Isaac Rochell stood on a football field outside of Atlanta. He looked around at his peers, worshippers of one of the South's

favorite religions, and thought, “This might not be for me.”

“I hated it,” he said.

Then Rochell became a Charger — at Eagles Landing Christian Academy — right as he was learning to love a game his body would be built for.

Sunday, the 6-foot-4, 280-pound Rochell will take the field as a Charger again, this time as a professional, a seventh-round defensive lineman from Notre Dame with no guarantees of a spot on the final 53-man roster.

It’s an extended job interview for one of around 50 guys competing for the 10 or so available roster spots.

“Half of us won’t have a job (at the end of camp), essentially. I definitely think about that,” Rochell said. “If someone tells you they’re not, they’re either making way more money than I am or they’re lying. That’s just the truth of it.”

Rochell is part of a Chargers rookie class consisting of seven drafted players and a handful more of undrafted ones, including his teammate at Notre Dame, James Onwualu.

Training camp will cap a process that Rochell called “super-duper stressful” — a transition from someone playing football to someone earning a living from football. It has included the Senior Bowl, the NFL Scouting Combine, pro days, private workouts, interviews and finally a seven-round stomach-torturing event, the NFL draft.

From there, rookies almost immediately get thrust into minicamp and then offseason practices as they start to try and prove why they should be one of 53.

“It doesn’t consume my thoughts. At the end of the day, I have to play well. I have to get better. And, I have to set up myself up for success,” Rochell said. “Thinking about that stuff doesn’t help anything — but inevitably, you think about it.”

The Chargers’ evaluators don’t mind their players thinking about their professional futures because they’re thinking about their professional futures, too.

“For all of these guys, you’re not on scholarship anymore,” Chargers general manager Tom Telesco said. “This is what you do for a living. Everybody that comes here is coming to take someone else’s job. That’s just the way it is.”

Rochell said he understands that mentality — it’s a must for him if he’s going to succeed in the NFL.

“When you’re getting recruited, those teams owe you something,” he said. “Here, it’s now your responsibility to prove your worth. You’re not owed anything.”

That’s how a seventh-round pick should think. For a first-round pick, like Mike Williams, things are a little different.

Slowed by a lower-back injury, Williams doesn’t have to worry about earning a spot on the team. He’ll have one — and loads of guaranteed cash — since the Chargers invested the No. 7 overall pick on him.

The team is hopeful he can avoid surgery on the back, steps that can be aided if Williams can make the smooth transition from Clemson Tiger to pro. And, with Williams placed on the active/physically unable to perform list Saturday, he’s going to have to find other ways to stay involved.

“One thing I talked to him about ... mentally, if you’re out here and not practicing, it’s going to be hard on you,” Telesco said. “But, he’s young and I think he can handle it. He’s said all the right things. We’ll have a plan together as far as his rehab is concerned and he’s got to stay on top of the details.

“This is his job now.”

Williams has already been hired. Rochell’s just trying to secure his spot.

He’s got other skills — he used to build fences all around the family’s farm. He helped raise cows and goats. He’s fed the pigs.

But since falling hard for football, the dreams have changed. He’d rather use his quickness to get around an offensive guard to get to the quarterback, or his strength to beat a tight end and blow up a rushing play on the outside. He’d rather be immersed in a locker room and play in front of the Los Angeles Chargers’ first crowds.

Wanting that job, though, and getting it are two very different things.

“You know there’s a potential of guys getting fired,” Rochell said. “That might intensify things.”

## **Chargers linebacker Jatavis Brown focuses on proving doubters wrong and believers right**

*By Dan Woike  
LA Times  
September 22, 2017 at 3:50 pm*

The ride to the game is a calm, peaceful, spiritual one.

Jatavis Brown, the Chargers’ second-year linebacker, will tune into gospel music — a fitting start to a Sunday that has him playing in some of football’s holiest cathedrals. It relaxes Brown, he says.

Described by teammates as a “laid-back dude,” Brown speaks with a soft voice and wears a polite, kind smile — until he walks out onto the field for Sunday’s first sweat.

The gospel is nowhere to be found. The headphones, they blare Lil’ Boosie, a Southern rapper with lyrics that probably need to come with a nonstop ticket to confession. From “Mind of a Maniac” to “Loose as a Goose,” a song that’s not about zoology, it’s what Brown uses while he gets his mind right.

He’s not the only person in the NFL to undergo this transformation — it’s a necessary duality that allows rational people to fling their bodies against one another at top speeds. And, it’s a necessary transformation to get Brown to the place he needs to be to accomplish his lone mission.

“Sunday is game day. I’m all focused about business and my one goal is to win,” he said. “Once you go out there, you just flip.”

Whether Boosie or the Bible, whatever Brown’s been doing, it’s working. Through two weeks, he’s the NFL’s leading tackler, using his speed and toughness to make up for a 5-foot-11, 212-pound frame that might be considered “undersized.”

But players such as Brown are not concerned with prototypes.

From the football-crazy state of Florida, Brown desperately wanted to play football at Miami — the Harvard Law of linebacking. Trouble was, they didn’t want him. In fact, no one in Florida wanted Brown. He didn’t receive a single scholarship offer from a state school.

Akron, though, saw something in the two-star recruit, and it didn’t take long for him to pay back their investment. After he adjusted to winter (“A Florida kid up in the cold? It wasn’t a match,” he said), Brown became one of the best players in the Mid-American Conference. He had more than 100 tackles as a sophomore and after his senior season, he was named the MAC’s top defender.

But when it came time for the NFL draft, executives called 174 names before the Chargers selected Brown in the fifth round. He was happy to have a new home and upset it took so long.

“I’m always going to have that,” Brown said. “Of course, everyone felt like they should go in the first round. I’m one of those guys that feel like that. I should’ve gone higher. But, it is what it is.”

He won’t be the only player Sunday who feels that way when the Chargers host Kansas City. Chiefs rookie running back Kareem Hunt, the NFL’s leading rusher through two weeks, lasted until the 86th overall pick, after starring in the MAC at Toledo. Chargers starting safety Jahleel Addae didn’t even hear his name called in the draft after playing at Central Michigan. Only Kansas City offensive lineman Eric Fisher — the MAC’s only No. 1 overall pick ever — can’t claim he was overlooked because of his road to the NFL.

“You get a chip on your shoulder,” Addae said. “As a competitor, no matter who you are, you think you deserve to be drafted or to go to a big school. When it comes down to it and decisions are made and you’re not one of the guys you thought you were going to be, I think it drives you. I think it fuels you.

“And, I think you can see that in how Jatavis goes about his business.”

Brown’s nowhere near being a finished product. Last Sunday against Miami, Brown was beaten by wide receiver Kenny Stills for Miami’s lone touchdown. Still, he was in the play athletically, one of the reasons defensive coordinator Gus Bradley is so high on him.

Bradley said the Jaguars, where he previously worked, were very high on Brown’s potential and thought he’d be a great fit in his defense. And, when he had the chance to coach the Chargers, seeing Brown helped make the decision easier.

"We thought he was a great fit for this system," Bradley said.

Like Addae, Bradley sees the chip on Brown's shoulder — the Boosie side — and he knows it can't be helped.

"It's in him," Bradley said. "That's why he's made it. That's the only way he knows."

But there's another side of that the Chargers are hoping Brown sees.

"Some coaches would say, 'I want players that have a chip on their shoulder because they're always trying to prove people wrong.' My thing with Jatavis was — how about proving people right?" Bradley said. "We believe in you. Your teammates believe in you. Prove us right."

Sunday, after the musical prayers are sent to the heavens in his black Range Rover on the ride to StubHub Center, Brown will put the headphones on, focusing on proving the doubters wrong and the believers right.

"Welcome to the mind of a maniac," the lyrics will say.

Brown will get to where he needs to be — from Florida to Ohio, from the MAC to the NFL, from gospel to Boosie.

"The whole experience," he said, "the whole route getting here — when I look back on it, I know everything happened for a reason."

## Chargers' Joe Barksdale breaks silence on his daily battles that have nothing to do with football

*By Dan Woike  
LA Times  
February 2, 2018 at 1:05 pm*

The thoughts Joe Barksdale had wrestled with for as long as he could remember started to get louder.

"Just kill yourself. Just do it. What's the point of living if you're going to be this miserable the rest of your life? Just kill yourself."

It was early November 2017 and Barksdale, the Chargers' starting right tackle, sat in the team's training room. He'd just found out he wouldn't be playing in an upcoming game against Jacksonville after injuring his foot during a fight with a teammate.

He'd missed the previous two games with a toe injury that had been bothering him for more than a month. Now, he was going to be out again.

He cried. His severe depression — something Barksdale calls the "monkey" always on his back — had gotten the best of him. Truth didn't matter anymore. Only sadness did.

He got home and sharpened a knife, his mind racing. His wife, Brionna, convinced him to put it down. They talked, he calmed, and the crisis was averted.

Barksdale, who is on medication and in therapy, is sharing his story in the hopes of becoming an

advocate for people suffering from chronic depression.

"If I could save another person, maybe that's why the attempts [to harm himself] didn't work," he said.

During a wide-ranging interview with The Times, Barksdale, 29, said he was physically, emotionally and sexually abused as a child.

He hesitated to talk about the abuse at first before deciding to share his experience. "I was molested when I was younger," he said. "It happened."

It was the beginning of childhood filled with insecurities and anxieties.

He felt like a burden because of his size. He was expensive to clothe and feed. He was more interested in engineering than he was in sports. Older kids in inner-city Detroit picked on him.

"Everything that's happened to me going forward has just piled onto it," he said. "It's not going away. They're like tattoos."

As he continued to fight a sadness he knew would stay with him, Barksdale found one way to feel better.

Less than four years after learning how to play guitar — at former coach Jeff Fisher's suggestion — Barksdale just released his debut album, "Butterflies, Rainbows & Moonbeams."

"If he was stressed out, where some people might go and smoke a cigarette or something, he'd go and pick up his guitar," Brionna said.

"His guitar was his outlet, and once he started writing music it was even better because he could get those thoughts and feelings out in words and music."

Brionna wrote the lyrics to the most personal song on the album, "Journey to Nowhere," after a tough night for Barksdale due to his depression.

On the album's cover, Barksdale has a massive smile on his face — one he's not faking.

"Music is everything," Barksdale said. "I've always wanted to fly. I've always had this obsession with flight. Birds are the coolest, watching things move through the air and not be hindered by gravity as much as I am. When I play my guitar — not all the time but if I'm soloing or if I just let go and play — I feel like I'm flying. It's the coolest thing ever."

He loves Jimi Hendrix. Earlier this season, he played a game with customized cleats inspired by Hendrix's guitar from the famed Monterey Pop Festival.

And while playing in St. Louis for the Rams, Barksdale began to fall in love with the blues because of the way musicians were able to convey feelings without uttering a word.

"It's telling people how you feel without you having to talk to them," he said.

Getting players to talk is one of the biggest challenges faced by NFL mental health advocates.

"The challenge is when they're hurting emotionally and you've been taught your whole life to stuff it, it becomes difficult to say anything," said Dwight Hollier, the NFL's vice president of wellness and clinical services.

Hollier, a former player, said the league has a number of programs to help players and their families deal with mental health issues. One of those programs, NFL Life Line, is a 24-hour crisis hotline available to current and former players and their families. Hollier said the number receives between 20 and 30 calls per month.

Barksdale has called that number before and it didn't work for him. But with mental health treatments, there are no fool-proof methods.

"No one had any answers for me," Barksdale said. "...They wanted to help. But they couldn't. At the end of the day, I still felt ... fear, shame, guilt, denial and anxiety."

Barksdale had to fight all those feelings in sharing his depression with teammates. He's spoken to a small handful of players including Chargers quarterback Philip Rivers.

"They were really supportive. I think it answered a lot of questions to them," Barksdale said. "There are the symptoms and all that, but without proper understanding of what's going on, you just look like you have bad days where you just show up and you're miserable for whatever reason or you're angry for whatever reason. It connected a lot of the dots for them. They were super supportive."

"This goes to show you the stigma in the league. All three of them told me, 'Hey, don't worry. This is between us. I won't tell anybody.' My thing was, I'm telling you so that you can tell other people."

Rivers said he was caught off guard by the disclosure. The Barksdale he knew owned a big, contagious laugh. He seemed happy.

"I would've never imagined that he was dealing with that," Rivers said.

Barksdale, out of necessity, had become an expert at hiding his depression.

"I've been doing it for 29 years. I know what the alternative is," Barksdale said. "If I let myself get sad, like really sad, it can go really bad places — like I could not be here tomorrow."

If it sounds serious, it's because it is. If it sounds heavy, it's because it is. If it sounds uncomfortably honest, that's the point too.

Barksdale is done staying quiet. And he hopes others will join him.

"Some days, you can talk yourself out of it. Some days, you can't. Some days, it just feels impossible," he said. "This is who I am. I am as depressed as I am black."

# Joey Bosa and Melvin Ingram Are Powering a Fearsome Chargers Pass Rush

By Danny Kelly  
The Ringer  
October 23, 2017 at 12:38 am

No one would blame you if you stopped paying attention to the Chargers after the first month of the season. Los Angeles had failed to garner much interest from even its own fan base as it stumbled out of the gates, continued its depressing run of late-game meltdowns, and lost its first four games. As the attention has shifted to the division-leading Chiefs and the rest of the top AFC squads, the Chargers have quietly put together a three-game win streak to propel themselves back into the postseason conversation. In Sunday's 21-0 shutout win over the division-rival Broncos, L.A. displayed balance in all three phases, with explosiveness on offense, big plays on special teams, and most importantly, a devastating and unrelenting pressure package powered by perhaps the best pass rushing duo in the NFL right now, Joey Bosa and Melvin Ingram.

The Chargers borrowed from the Broncos' book in the win, overshadowing Denver's fearsome pass rush unit to bring constant heat off the edge. After falling behind 14-0 in the first half, the Broncos could no longer lean on their ground game to relieve that pressure, and their passing game struggled as the offensive line failed to give their quarterback time to throw. Bosa and Ingram were damn near unblockable and kept quarterback Trevor Siemian on the run and out of sorts, sacking him three times. The Denver signal-caller finished with just 207 yards passing on 35 attempts—a 5.9-yard-per-attempt clip that was indicative of the team's choice to resort to a dink-and-dunk attack to get the ball out of Siemian's hands before he got hit.

Bosa was the star of the L.A. defense in this game—at one point, the broadcast play-by-play man declared that Siemian “is going to have nightmares” about the Chargers defensive end—and finished with two sacks on the day to push his season total to 7.5 (sixth in the NFL). He notched his first quarterback takedown in the third quarter and displayed some of his otherworldly athleticism in the process. At the snap, Broncos left tackle Garrett Bolles tried to cut Bosa to the ground, but the second-year pass rusher avoided it with a parkour-style hand-plant, maintained his balance, and rushed upfield. Left guard Max Garcia intervened at the last second, pushing Bosa past the pocket, but Bosa again recovered to change direction and sack Siemian. Bosa got his second sack early in the fourth quarter, beating backup right tackle Allen Barbre (filling in for starter Menelik Watson) with a counter move to the inside.

The former Buckeye is off to a historic start in his young career: That was Bosa's 18th sack in just his 19th career game—and he's racked up an incredible 88 pressures along the way, more than any player through their first 19 outings (ahead of even Von Miller) since Pro Football Focus started tracking the stat in 2006.

He's got help on the other edge, too. Ingram added a sack of his own in the second quarter to push his total to 8.5 on the year (fourth). The sixth-year pro bull-rushed Bolles and pushed

the left tackle right into his quarterback, sending Siemian toppling to the ground.

Ingram almost had another sack when he looped around a teammate to rush right up the gut, coming in unblocked to hit Siemian. The official watching the play called roughing the passer when he deemed Ingram had hit Siemian in the head/neck area, but it looked like Ingram made contact with Siemian's shoulder, which would have made the play a legal sack.

Ingram came into the week ranked sixth among all edge players in Pro Football Focus's pass-rush-productivity metric (13.6), which accounts for the sum of sacks, pressures, and hits and divides it by pass rush snaps. After Sunday, he's bound to climb on that list.

Backup end Chris McCain added two sacks (and stripped Siemian of the ball twice, resulting in one turnover) to push the team's total to five on the day, and while any defensive front would be happy with that performance, the box score doesn't do L.A.'s defensive performance justice. Not even close, really: Along with that botched roughing-the-passer penalty, the Chargers' relentless pass rush was directly responsible for an additional three near-interceptions. On all three, pressure affected Siemian's throws, but each pass was dropped by a Los Angeles defender. The first came early in the second quarter: Ingram and Bosa rushed from both ends, forcing Siemian to retreat up into the pocket and throw off balance and on the run. He air-mailed the pass, and safety Jahleel Addae dropped the sure pick.

The second came midway through the third quarter. Bosa exploded off the edge, easily beat Barbre, was held egregiously (it wasn't called), and managed to still get a hand on the ball as Siemian let go of the pass. The throw fluttered directly to linebacker Jatavis Brown, who probably had thoughts of running into the end zone in his mind and forgot to catch the ball first.

Finally, early in the fourth, more pressure from Ingram and Bosa forced an off-balance throw from Siemian. Safety Adrian Phillips had position in coverage, jumped up, and let the ball graze off his hands.

The Chargers did what Denver's consistently done for the past few years: immobilize opposing quarterbacks and dominate offenses with an unstoppable pass rush. L.A. is now tied for fourth in the NFL with 23.0 sacks through seven games, and only one team's pass rush duo—Jacksonville's Calais Campbell and Yannick Ngakoue (16.5)—has more sacks than Ingram and Bosa's 16.0 combined.

The Chargers still have plenty of issues. The defense has given up the second-most rushing yards in the league this year, Philip Rivers still seems to unleash a handful of incredibly ill-advised throws every game, and the special teams unit came into the game dead last in DVOA. But as we saw on Sunday, having one of the league's most dominant pass rush duos creating consistent havoc off the edge can hide an awful lot of problems, and Bosa and Ingram look good enough to give the Chargers a chance to contend in the AFC West.

# From GoT to GOAT: Joey Bosa's Impending Stardom Has No Limits

By Dan Pompei  
Bleacher Report  
September 27, 2017

COSTA MESA, California — Picture Joey Bosa as a Dothraki warrior—shirtless, hair pulled back in a tight bun, leather wraps around his forearms, straps around his chest. Visualize him swinging an arakh in the shadow of dragons, charging toward an army of White Walkers and wights. It could happen.

Bosa, the Chargers defensive end and reigning Defensive Rookie of the Year, loves him some Game of Thrones. He has watched the entire series in sequence twice and has seen many of the episodes more times than that. He currently is reading the first volume of A Song of Ice and Fire, the book series that Game of Thrones is based on.

Of course, being famous and connected and right around the corner from Hollywood, Bosa could take his interest beyond observation. His agency also represents the wildly popular HBO show. So he and his agent, Brian Ayrault of Creative Artists Agency, have talked about having Bosa make a cameo appearance on Thrones, as fellow CAA client and Mets pitcher Noah Syndergaard has.

At 6'5", 280 pounds, with a warrior's nose and chin, Bosa has the look of a character conjured from a glorious imagination. It is as easy to envision him on a battlefield outside King's Landing as it is on a battlefield in the StubHub Center.

"Having an opportunity to meet the actors and be a part of my favorite show would be awesome," he says.

Just don't give him any lines.

"Maybe one day. But as of now, no chance. I'm just not good at [acting]," he says. "I'll either start laughing at myself if I'm trying to be serious, or I think I look super corny and won't take myself seriously. I've tried all the time when we do video shoots. When they tell me to show some personality, I never like doing any of that. I'm awkward out there." Bosa may have star written all over him, but you wouldn't know to hear him tell it. He is a little shy and most comfortable around his family.

He may be living and playing in the shadows of Hollywood now, but he is a football player, and really, except for a cameo, that's all he wants to be.

His best friend is his brother, Nick Bosa, the Ohio State sophomore defensive end who is likely to be a high first-round pick in the 2019 draft. Joey and Nick play the same position as their father, John, who also was a first-round pick. Joey went third overall last year; John went 16th overall to the Dolphins in 1987.

Mom Cheryl passed along football genes too. Her brother Eric Kumerow also was a first-round defensive end—the Dolphins chose him 16th overall in 1988. Cheryl's biological father was Palmer Pyle, a sixth-round pick of the Baltimore Colts in 1959 who played guard.

So Joey was born for this.

Legend has it that in the 1920s three mobsters ran afoul of Al Capone's gang. As street justice would have it, they came across a man with a baseball bat, and they paid for their indiscretions with their lives. The man wielding the bat allegedly was Tony Accardo, aka "Joe Batters."

Accardo, who rose to become boss of the Chicago mafia in the 1940s and '50s, is Bosa's great-grandfather on his mom's side.

You think Bosa is tough? "You block him once, it won't happen again," says Larry Johnson, Bosa's position coach at Ohio State. "He will come twice as hard. That's the kind of guy he is, a fierce competitor."

Johnson says when Bosa is finished playing, his name will be among the best pass-rushers ever. Ohio State coach Urban Meyer has seen 62 of his players drafted and once told The Audible podcast that Bosa may be the best player he's ever coached. Chargers coach Anthony Lynn told John Clayton that Bosa wants to be the best to ever play the game, and he has a chance to be.

Since Bosa's first game in Week 5 of last season, the only player in the NFL with more sacks is Vic Beasley of the Falcons. Bosa and Calais Campbell of the Jaguars each have 12.5, while Beasley has 16.5.

Bosa is the Chargers' hope for the future. If they are going to claim a city that is ambivalent to them and if they are going to reverse the standings in the AFC West, Bosa almost certainly will have to lead the charge.

But he won't be doing it on Hollywood Boulevard. He lives on a quiet street in a suburb populated mostly by families, and he's in his element there.

Mom taught him how to cook, so now a typical night may include grocery shopping and cooking skirt steak, pasta and broccoli for one while watching Food Network or South Park. Bosa has not met a single celeb since moving to the City of Angels. And that's cool with him.

His focus is on being the best player he can be and making his team the best it can be.

"We are trying to win football games and win the division," Bosa says. "Along with that, we'll win fans and win the city of L.A."

He knows he can't take seven kingdoms at once, however. It's one battle at a time for Bosa.

There have been comparisons to the great J.J. Watt.

Derek Watt, Bosa's teammate, will tell you Bosa reminds him a little of his brother. "Both are dominant players," the fullback says. "They both use their hands very well. They both are relentless and do whatever they can to get to the quarterback."

Bosa also has been compared to Jeff Spicoli, the stoner surfer played by Sean Penn in the 1982 movie *Fast Times at Ridgemont High*. Prior to the 2016 draft, Bruce Feldman of Foxsports.com quoted an unnamed scout who said Bosa reminded him of Spicoli.

Bosa talks in a deep-pitched, slow-cadenced, singsongy, surfer-dude kind of way.

"I don't see the [facial] resemblance, but I get the resemblance in the voice," Bosa says. "I'll take it. People have been called worse."

And then, as if on cue, Chargers safety Jahleel Addae walks by. He is one of Bosa's many friends who does a Bosa imitation.

Addae (with Spicolian inflection): "What's up, Joe?"

Bosa (more Spicoli-ish than usual), imitating the imitators: "Hey, Joey."

Bosa, who also has been called "Joey Bro-sa," is in on the joke.

"He's a meathead, but he's a football meathead," the scout told Feldman.

But really, he is no meathead at all. Unless, that is, meatheads score 37 on the Wonderlic (the average is 20). Of course, Bosa had taken a practice test before taking the Wonderlic at the combine, as any well prepared prospect would. On the practice test, he scored a 39.

At Ohio State, Bosa majored in business finance and had a 3.0 grade-point average.

Like Spicoli, Bosa enjoys the beach. But he's not a surfer dude. Bosa would rather lie on the sand than ride a wave.

He does not have Spicoli's stoner eyes. However, his eyes are very interesting. The right is blue; the left is green—a benign genetic condition called heterochromia.

The longer you look into those eyes, the more you see.

Backflips have come easy to Bosa since he was in high school. He started doing them in the ocean at the point where the water drops and then on a trampoline. He hasn't tried one in a while but is certain he could nail it.

His offseason mission was to become even more athletic. Bosa hired former Chargers assistant Todd Rice to be his full-time trainer. Rice focuses on pliability and has helped Bosa improve his flexibility, speed, explosiveness and lean muscle mass. In the process, Bosa also has eliminated what had become chronic back and knee pain.

He often works out with his trainer in the gym in his garage, about a 15-minute drive from the Chargers' Costa Mesa training facility. His gym is done up right, with dumbbells up to 120 pounds, a half rack with weights, a squat trainer, a back extension machine, a bench-press bench, a lat pulldown apparatus and a seated row machine.

"It was an investment," he says.

While his teammates were sweating and learning and bonding during the first five weeks of OTAs and minicamp under their new coaching staff, Bosa was in Florida working with his trainer.

"Let's just say the guy I'm working with, I like being able to do my work with him," he says. "When it's not mandatory, I'd like to continue doing what I know is working really well."

Most young players wouldn't be so bold. Bosa, however, has shown he is not timid about standing apart if he feels it's best.

After Bosa and three teammates were suspended for the first game of the 2015 season at Ohio State for a rules violation, Bosa moved out of the apartment he shared with running back Ezekiel Elliott to live by himself. Elliott had been his roommate since he walked on campus, but Bosa needed to be away from noise, away from temptation.

When he and his agent didn't like the contract the Chargers were offering (it included a partial deferment of his signing bonus), Bosa sat out minicamp, training camp and the preseason.

Bosa will be his own man.

"I think first of all, it has to do with the great support I've always had from my family in anything I do," he says. "Then I think it has to do with me having confidence in what I'm doing so I can feel comfortable standing up for what I am doing and who I am."

But when Bosa is with his teammates, he is all-in. A few of Bosa's teammates, including linebacker Kyle Emanuel, often follow him in his stretching routines.

"A really good teammate" is what Chargers defensive tackle Brandon Mebane calls him.

Every week, Johnson gathers his defensive linemen in a meeting room in Columbus and shows them tape of how Bosa performed for the Chargers the previous weekend. This, he tells them, is how to do it.

"It reminds them you have a tool box, and if you can use all your tools and be consistent with them, you can have success," Johnson says.

Of all the things that make Bosa special, his technique and hand use are the most significant. It was Johnson who flipped the switch for Bosa. The 21-year college coaching veteran taught Bosa the same techniques he taught Courtney Brown, Jimmy Kennedy, Tamba Hali and many others.

When Johnson became the Buckeyes defensive line coach after Bosa's freshman year in 2013, the two of them watched about 750 plays of Bosa from the previous season. Then Johnson told Bosa he needed a narrower stance, more hip flexibility and greater hand speed. He taught Bosa drills to achieve the goals, and Bosa worked them over and over and over.

He still does.

During one practice in camp this summer, Bosa watched Mebane's rush from the sideline. He thought he saw a way for him to be more effective.

"He told me to swing my hips more," Mebane says.

It speaks to Bosa's self-assuredness that he is giving a tip to Mebane, a 32-year-old and 11-year veteran. And it also speaks to his understanding.

"I have not seen anyone with his feel for the game at such a young age," Mebane says. "It

was almost like he had some kind of advanced placement classes for football."

His go-to moves are a power rush, an inside counter and swipes on the outside. And then he has an array of hand moves and reactions with those pass rushes. He is a stickler about being able to rush the same way from the left or right, which is important because new Chargers defensive coordinator Gus Bradley is deploying Bosa in multiple positions.

"Not only does he have a variety of pass-rush moves, but he's good at them," Bradley says. "You usually see guys with just speed. He can use speed to power, jump cut and come inside. He has a good, instinctive feel for it."

Instinct and dedication are a powerful combination.

Bradley says Bosa is "24 hours" in his approach and that he works as if every day is Sunday.

"He's very regimented," he says. "Everything is a routine. If something works for him, he doesn't want to get away from it."

Doing the same thing over and over is the essence of Bosa. It's why he was able to have a two-sack performance in his NFL debut after missing so much time. It's why he didn't have any performance valleys last season. And it's why he is the last player anyone suspects will have a sophomore slump.

"From a mental aspect, he's really good at not letting outside factors affect him," Emanuel says. "That was evident last year with the contract thing, coming in late and what he was able to do throughout the season. It was really impressive."

Bosa shares personality traits with a number of the characters on *Game of Thrones*. The focus and honor of Jon Snow is evident in Bosa. You can see Davos Seaworth, loyal and wise, in him. He could even be compared to the cunning and ruthless Tywin Lannister.

But he not exactly like any of them. "Really, I'd like to think I don't relate to any of these crazy characters," Bosa says. "It's hard to put one personality on one of them because it changes so rapidly on the show. You love somebody, and then the next episode, you despise them."

The character he relates most to, he says, is Gregor Clegane, The Mountain. The massive Clegane is an intimidating, domineering force for which foes have no answer.

The Mountain doesn't have much to say. It's just the type of role Bosa might want on the show.

And just the type of force he is becoming in the NFL.

## The Ballad of the Best Route Runner in Football

*By Robert Mays  
The Ringer  
December 21, 2017*

Eighteen years before they were NFL teammates, Keenan Allen and Chris McCain were pint-size rivals on the rec football fields of Greensboro, North Carolina. McCain, now in his

first full season as a reserve linebacker for the Chargers, was the 7-year-old star of the Fairview Raiders, while Allen led the Northeast Rams. Nearly two decades later, McCain swears that the player he tried to stop then was just a miniature version of the one he watches now. "People really don't believe it when I say he still does the same stuff he's been doing since we were kids," McCain says. "I'm not exaggerating. He's just perfected it. It ain't nothin' different."

Maurice Harris grew up on Summit Avenue, less than a mile from Allen's childhood home on McKnight Mill Road in the Rankin neighborhood of Greensboro. Harris, who would grow up to be a Redskins receiver, saw Allen almost every day, watching him roast defenders from the first time they played football. "It's like he has something on him that people don't want to touch," says Harris, Allen's cousin. "Him making somebody miss has always been effortless."

Allen has been snapping ankles for so long that even he can't remember his first victim. "[How long] have I been doing that?" Allen says when asked about a wicked route he ran against the Bills earlier this year. "I was like 7."

Now in his fifth season with the Chargers, Allen has grown into one of the league's most prolific receivers by relying on the same traits that once lit up Greensboro's youth league. He infamously clocked a sluggish 4.71-second 40-yard-dash time at his pre-draft workout, but Allen's on-field identity has always been defined more by elusiveness than speed. "I ain't blazin'," he says, parked on a chair in the lobby of the Chargers' facility in Costa Mesa, California. "But I can do what I need to do."

Allen racked up 1,046 receiving yards during his debut NFL season in 2013, the eighth-highest rookie total since the merger at the time. He developed a reputation as an exceptional route runner, and seemed poised to ascend into the upper echelon at his position. Yet various injuries have since sabotaged his promise, including a torn ACL that cost him the final 15 games of the 2016 campaign.

This fall, Allen has righted his trajectory. His 1,197 receiving yards rank fourth in the NFL, and on Tuesday the 25-year-old was selected for his first Pro Bowl. Earlier this season, Allen became the first player in league history to record at least 10 catches, 100 receiving yards, and a touchdown in three consecutive games. That scorching stretch helped propel the Chargers into the thick of the playoff race on the heels of an 0-4 start. Even after last Saturday's loss to Kansas City dropped them to 7-7, they remain within striking distance of an AFC wildcard spot.

The receiver who's spent a lifetime breaking off defenders may now be the one to fuel an improbable postseason run.

Many of the nation's best prep players emerge from powerhouse programs. Look no further than Chargers defensive end Joey Bosa, the no. 3 overall pick in the 2016 draft, who attended Fort Lauderdale football factory St. Thomas Aquinas High School before enjoying a decorated career at Ohio State. Allen's rise toward the top of every recruiting list was different. He didn't continue a lineage of Friday-night greatness. He started one.

Northern Guilford High School opened its doors in January 2008. Its first year with a varsity football team came that fall, when Allen was a junior. For that inaugural campaign, the Nighthawks slapped together a schedule full of private schools and teams from varying North Carolina classifications. They proceeded to go 10-1, with Allen breaking out as one of the most sought-after prospects in the nation. Two years later, Northern Guilford head coach John Roscoe won his first of three straight Class 3AA state championships, a feat he largely attributes to the ways Allen shaped his program. "Keenan really set the standard for Northern football players," Roscoe says. "What people don't know is that [he] would practice against our young guys, and they got to play against the best in North Carolina. I think that was a really big part in making our program grow."

When Roscoe met Allen before the 2008 season, his future superstar made only one request: He never wanted to leave the field. "I told him, 'Keenan, that's one thing I can guarantee ya,'" Roscoe says. Allen played a blend of quarterback and receiver on offense, lined up as a safety on defense, and served as a returner on special teams, sometimes even moonlighting as the kicker. He proved devastating with the ball in his hands, racking up an unfathomable 53 total touchdowns during his final season. Nighthawks quarterback and longtime friend Rocco Scarfone recalls a game against McMichael High in 2009, just days after the death of Allen's grandmother, in which Allen touched the ball on five plays in the first half. Each ended with him standing in the end zone.

Yet even as Allen smashed scoring records, he built his résumé as a blue-chip recruit primarily on defense. During his stint as a prep coach in South Carolina, Roscoe copped a player-grading system from the staff at Mission Viejo High School in California. In nearly a quarter century as a head coach, a defensive player had never cracked 60 graded points in a single game. As a senior, Allen did it three weeks in a row. Allen describes his style as a safety with a single word: savage. "Imagine watching Sean Taylor in high school," McCain says. "They even wore the same number."

Recruiting service Rivals.com pegged Allen as the top-rated safety and fifth-best prospect in the class of 2010. He amassed scholarship offers from nearly every major college football program before verbally committing to Nick Saban and Alabama in November 2009.

Allen's plans shifted in December of that year when then-Buffalo head coach Turner Gill left to accept the same job at the University of Kansas. Allen's half-brother Zach Maynard was Buffalo's quarterback before Gill bolted, and the coaching change granted him a release to transfer and immediately play for another school. When California offered Maynard a scholarship, it opened the door for Allen, McCain, and Harris to follow him to Berkeley and join forces in the way they'd always imagined. "[Zach] already knew," Allen says, "if he went to a D-I school, it didn't matter to me where he was going."

The Golden Bears deployed Allen as a receiver, despite his half-hearted petition to go both ways. It took no time at all for him to look like the player who had torn up the North Carolina high school circuit. He caught 46 passes in his first season, breaking the freshman record DeSean Jackson had set in 2005. Allen's

natural wiggle on linear routes like slants and posts was plain when he was an 18-year-old frosh, but conquering more advanced concepts like curls and comebacks eluded him. Allen spent much of his first college offseason sharpening those plays on drills that required him to bend around a short pole of PVC pipe, and as a sophomore he tallied 98 receptions for 1,343 yards, both top-10 marks nationally among receivers. Against collegiate secondaries, a receiver with Allen's shake and polish was akin to a cat toying with a mouse. "He'd almost play with DBs, especially when we moved him inside and he got up on a safety," says former Cal receivers coach Eric Kiesau. "He would look the opposite way on purpose, snap out of it, and turn guys all the way around."

Six games into that 2011 season, Cal met USC at AT&T Park for a Thursday-night game broadcast on ESPN. The Trojans' loaded roster attracted a hoard of NFL scouts, including Colts director of player personnel Tom Telesco, who 15 months later would be hired as Chargers general manager. Allen snagged 13 passes for 160 yards that night against a secondary featuring future pros Nickell Robey-Coleman and T.J. McDonald. Sharing the stage with Robert Woods, Marqise Lee, and Heisman Trophy candidate Matt Barkley, Allen was the best player on the field. "He was possessed," Kiesau says. "It was one of those games. He was just in the zone."

As one of the top prospects in America, Allen had planned to spend three years in college before entering the 2013 draft as a surefire first-round pick. Two years into his career at Cal, it looked as if nothing could stop him from achieving that dream.

Ricky Proehl knew that something wasn't right. The longtime NFL wideout and former Panthers receivers coach has known Allen since the latter was a teenage fixture at Proehl's Greensboro sports complex. Allen decided to hold his pre-draft workout at Proehl's Park after a nagging knee injury forced him to miss Cal's final three games of the 2012 season, the scouting combine, and the Golden Bears' pro day. As Proehl watched his former pupil stretch, he could tell Allen was nervous. "Keenan was one of those kids — he just goes out and starts playing," Proehl says. "He doesn't do a lot of warming up and stretching. He was really trying to warm up his knee."

After more than 30 minutes of prep, Allen stepped to the starting line and logged his now-notorious 4.71 40-yard dash. "You look at Keenan, and he's not gonna light it up," Proehl says. "He's not a 4.3 guy. But he's probably a mid-4.5 guy, a low-4.5 guy."

Bad knee and all, Allen completed a full workout for the assembled scouts in attendance. Proehl says that watching Allen catch and cut, he saw the same player he'd marveled at for years. "Maybe he wasn't 100 percent, but you could see, this kid's special," Proehl says. "There aren't a lot of great route runners." Coming into his junior season at Cal, Allen's worst fear was suffering an ill-timed injury, and that became reality when he went down in an October game at Utah. "I wasn't really trippin', though, because I still ran routes, and I thought I did a damn good job," Allen says of his workout. "I thought I was solid—even with the 4.7 [in the 40]. I guess not."

Allen and fellow Greensboro product David Amerson had been familiar faces on the city's basketball courts for years. They struck up a friendship while rooming together at North Carolina's annual high school all-star game, and followed each other's college football careers while Allen tore up the Pac-12 and Amerson starred as a cornerback at NC State. The pair then trained in Florida during the spring of 2013, and when it came time to plan a draft party, they decided to hold a joint celebration at the home of Eric Leak, the financial adviser they shared. About 40 people gathered at Leak's spacious Raleigh home on April 25. Flat-screen TVs filled the walls, the bar was stocked, and platters of food made their way around the room. "It was a perfect situation, a perfect night," Amerson says. "Everything went right besides the one thing we needed to go right."

Two teams had hinted that Allen was among their targets in the first round. The Panthers were interested, and Proehl told anyone in the Bank of America Stadium draft room who would listen that the local kid was worthy of going 14th overall. "I had him as a first-round pick," Proehl says. "We would have taken him in the first round. I think our GM loved him. But that [40 time] was the kicker." After the Panthers chose Utah defensive tackle Star Lotulelei, Allen knew his hopes rested with the Vikings, who had two picks in the first round and craved a go-to receiver. When Minnesota took Tennessee speedster Cordarrelle Patterson with the 29th pick, Allen's heart sank. "I was like, 'Oh shit, now who needs me?'" Allen says.

Thirty-two picks in the first round came and went with Allen hunched over the bar, making obligatory conversation while wanting to disappear. The 2010 draft was the first to broadcast Round 1 on its own day, meaning that the entire party—the booze, the food, and the ESPN cameras—had to recommence the next night. For Round 2, excitement gave way to politeness. "You could tell people were just trying because they felt bad," Amerson says. "Like, 'We've got to show up the second night.'" Allen tossed on a Chicago Bulls snapback and a plaid short-sleeve shirt and reluctantly slinked back to Leak's house to await his fate.

About halfway through the night, with the Redskins on the clock at pick no. 51, Amerson's phone rang. He was headed to Washington. Barely three years after being labeled the top recruit in North Carolina and a season removed from earning first-team all-conference honors, Allen was the second-best prospect at his own draft party. "That's when I was like, 'Oh my god,'" Allen says. "It was terrible."

Twenty-five picks and nearly an entire round later, Allen's cell buzzed. It was first-year Chargers head coach Mike McCoy. Allen was headed to San Diego. But by that point, joy had turned to spite. "Chip [on my shoulder], all day long," Allen says. "[I was going] to bust all they ass."

Ask any member of the Chargers organization about Keenan Allen, and chances are that person will bring up the same moment. "It was the second game of the year [in 2013]," offensive coordinator Ken Whisenhunt says. "Malcom [Floyd] got hurt, and Keenan was kind of thrust into the game. We weren't sure how he was going to handle that. And ever since then, it's almost as if somebody flipped a switch."

Allen's tremendous rookie season shaped a narrative that he was an instant star, but his early days in Southern California were mostly grim. As a mid-round pick, Allen found himself buried on the depth chart for the first time in his football career. "I wasn't a first-round draft pick, so I wasn't getting love," Allen says. "I was watching. I'd never done that before. So I was like, 'I'm not trying to do this. This is boring.'"

Former Chargers receivers coach Fred Graves says Allen was impatient, even if he was never disruptive. Rocco Scarfone remembers how defeated his friend sounded in those initial months, how different the voice on the other end of the phone was from the self-assured guy he'd always known. "For someone who's been better than everyone else their entire life and pretty much dominated, it was a new situation for him," Scarfone says. "It kind of wears on you—to go from being the man to not being the man anymore."

As Allen watched from the sideline for most of training camp, he began to question his future in the league. When camp ended, he called his mother and told her that he was ready to walk away. "I don't know how much he loved football at the time," Chargers quarterback Philip Rivers says. "He had a rough go at it." Allen's mom eventually convinced him to stick it out, and that resolve was soon rewarded. Floyd went out with an injury on the offense's first play of the second half in a Week 2 matchup with the Eagles. Before sending his 21-year-old receiver onto the field for the first time, Graves had a simple message: Be Keenan. Two snaps later, on a third-and-8 from the Chargers' 22-yard line, Allen beat cornerback Cary Williams on a deep dig and made a sliding catch for an 18-yard gain.

"I was like, 'Wait a minute, this guy's got a little something to him,'" Rivers says. "And it was a gradual build from there." Three weeks later, Allen torched the Raiders for six catches, 115 yards, and a touchdown. In Week 9, he blew past Amerson to corral an easy 16-yard score.

Rivers and Allen formed an early kinship over their fixation on football's minutiae. Deciphering coverages, understanding leverages, and perfecting angles became a mutual pursuit. It wasn't long before the veteran passer began to understand that while Allen lacks top-end speed, he makes up for it with the uncommon way he changes speeds. "Everything is so smooth, and everything looks the same," Rivers says. "It's so hard to defend."

Five days before a 30-13 win over Washington in Week 14 of this season, the Chargers receivers spent a chunk of practice working on an in-breaking route the staff planned to install in the playbook. It wasn't long before Allen had all the movements down perfectly. "He yelled at me, 'That one's going on the teach tape,'" wide receivers coach Nick Sirianni says. "And I said, 'You're right. I'm just not sure everyone can do what you just did.'"

To instruct novice receivers, Sirianni creates video compilations of every route that the offense uses. Each montage starts with the ideal example, so invariably they all begin with a clip of Allen. "There are so many Keenan Allen routes," Sirianni says. "I try to [open] my teach tapes with, 'Hey, this is the best one to teach a young wideout how to run this route.' And it seems like every route that I have has Keenan Allen at the beginning of that tape."

Sirianni has more examples than ever this fall because of how often the Chargers have aligned Allen inside. Set up away from the sideline, he's given the chance to work in open space, and the ways he can use it are limitless. Sirianni has long believed that slot receiver is Allen's natural position, which is remarkable given his frame. "His quickness off the line of scrimmage and in and out of breaks is like a guy who is 5-5," Sirianni says. "Keenan is 6-3, 210 pounds." This can make meeting Allen for the first time jarring. He's an undeniably big man with the agility of a tiny one.

Allen's formula to becoming the best route runner in football involves equal parts natural talent and meticulous obsession. Roscoe remembers late nights spent on the fields at Northern Guilford, where Allen would remain long after practice had ended. "I'd say, 'Well, what are you doing now?'" Roscoe says. "And he'd say, 'I saw Larry Fitzgerald make this move, and now I'm working on it.'" Even now, Sirianni catches Allen poring over clips of Antonio Brown and others on his Microsoft Surface, digging for wrinkles that he can add to his arsenal.

Allen has always been able to hone a new skill by observing it being performed a handful of times. The summer before his senior year of high school, he decided to take up piano after watching his friend David Anderson play Beethoven. The Scarfones have a baby grand in their living room, and during visits to see Rocco, Allen would shuttle back and forth between the keys and a laptop upstairs that he used to watch tutorials on the composer. Scarfone says that over the course of a couple weekends, Allen taught himself to play. He was soon performing flawless renditions of Maxwell and Trey Songz tracks as if he'd been a musician all his life. "He has the uncanny ability of picking things up quick and mastering it," Scarfone says. "It kind of makes me mad. There's nothing he's not really good at."

Honing pass patterns has been no different. As a rookie, Allen would study cornerbacks' habits in an effort to gain the upper hand. But he ditched that approach years ago. In his mind, the complement of routes he could assemble would be too much for any cover man in the league.

Beyond practicality, Allen derives a perverse sense of pleasure from leaving a defender in a heap. "I just like seeing somebody look bad," Allen says with a sly grin, "and making it look good." His favorite ankle-breaker of this year came in Week 4 against the Eagles, when rookie corner Rasul Douglas was given the unenviable task of checking Allen one-on-one. On a third-and-4 from the Chargers' 19-yard line, Allen shook Douglas, hauled in a quick toss, and bolted 49 yards up the left sideline. "I had a return route," Allen says, "and it was literally an Allen Iverson crossover, without the ball."

Chargers cornerback Casey Hayward is familiar with the challenge of checking Allen in man coverage. The two-time Pro Bowler, who led the NFL in interceptions last season and is widely considered one of the league's top cover guys, can count on one hand the number of times he's bested his teammate on a slant route in practice. "I might have stopped it one time," Hayward says. "When I did, I was feelin' like I just won the Super Bowl."

In the week before the Chargers' game in Dallas on Thanksgiving, Sirianni was chatting with Hayward when the conversation turned to Allen. Sirianni asked if Hayward thought he could match Allen for an entire game if given the chance. Hayward's answer was easy: Yeah, try me. The day after Allen posted an 11-catch, 172-yard, one-touchdown outing against the Cowboys, Hayward found Sirianni before practice. "I came back and told him, 'Ya know what, I don't know if I could do it all game,'" Hayward says.

Allen's lethal array of moves was on full display during the Chargers' 2016 season opener in Kansas City. He hauled in an 11-yard grab on the final play before the two-minute warning in the first half, good for his sixth catch of the afternoon. Then, on the very next snap, Allen lined up in the slot, put a move on Chiefs cornerback Steven Nelson, and immediately collapsed to the turf.

"I knew when it happened," he says. His right ACL was torn. After missing the Chargers' final eight games of the previous campaign with a lacerated kidney, Allen's season was over less than two quarters into Week 1.

As he talks about that day in Kansas City, all of the contradictions that comprise Allen are on display. At times, it's impossible to believe that he's only 25 years old. He has a habit of stroking his flowing beard while he speaks, as if he's a sagacious old wizard. His hairline has long been receding. Describing his season away from football, he mentions the perspective he gained as the father of two young daughters. "She's running around right now, literally," he says of 2-year-old Kamari. "She smiles and goes."

But there are plenty of signs that point to just how young Allen is. He's rocking crew-length Stance socks that feature Michael Jackson on one foot and the Thriller werewolf on the other. He's a video-game fanatic who live streams clips of him merking people in Call of Duty.

More than four months before his 26th birthday, though, it seems like Allen is finally where he's supposed to be. He's already experienced what could be a full career arc: the heralded rise, the sudden fall, the rookie breakthrough, and the heartbreaking slate of injuries. Now he's on pace to finish 2017 with 1,368 receiving yards, and his prime has barely just begun.

The hope is that a strong finish to a special season can help the Chargers cap an unthinkable comeback in the AFC playoff hunt. Both the Bills and Titans have the inside track to secure the conference's second wild-card spot, but a realistic path to the postseason exists for the Chargers. It would mark the perfect ending to the type of season Allen always knew he had within him. "It's where I knew I would be," Allen says. "This is what I could always do—and what I've done."

## Chargers' Keenan Allen will test Raiders' shorthanded secondary

*By Ron Krichick  
San Francisco Chronicle  
October 14, 2017 at 6:38 pm*

Long before Chargers wide receiver Keenan Allen tormented NFL secondaries, he roamed

the secondary. Raiders cornerback David Amerson remembers.

Allen and Amerson grew up in Greensboro, N.C. They played one memorable high school game against each other, Amerson and Dudley High prevailing by four points over Allen and Northern Guilford.

Allen, who would become a standout wide receiver at Cal, still left his mark. As Amerson described it last week, Allen had "something like 20 tackles" from his free-safety position.

Asked about this in a phone interview the next day, Allen matter of factly said, "Twenty-three."

Fast forward to 2017, and Allen's abundant skills stand in the way of Amerson and the Raiders on Sunday, when they meet their longtime AFC West rivals at the Coliseum. Oakland (2-3) arrives with a three-game losing streak, needing a win to rediscover the swagger with which it started the season.

The Chargers, in their first season since moving from San Diego to Los Angeles, are 1-4, but three of those losses were by three points or fewer. And they bring an ever-dangerous passing game featuring quarterback Philip Rivers and his favorite target, Allen.

Allen was a marquee recruit when he left Greensboro for the Bay Area, highly rated as a wide receiver and even more decorated as a defensive back. By some accounts, he was the No. 1 safety in the nation as a high school senior.

Cal coaches considered using Allen on defense, before deciding his ball skills and shiftiness fit best at receiver.

"He was a beast in high school, I ain't gonna lie," Amerson said.

So what does Amerson recall about Allen's exploits when they met on that long-ago night in North Carolina?

"He was just coming out of the middle of the field, making a lot of tackles," Amerson said. "They put him at quarterback and he started dancing around back there and making people miss, the stuff he does now."

Allen doesn't have elite speed, but his size (6-foot-2, 210 pounds) and moves make him difficult to cover. The Raiders also are thin at cornerback entering Sunday's game; Gareon Conley (shin injury) and Antonio Hamilton (knee) are out, and Amerson is questionable because of a shoulder problem.

That leaves TJ Carrie and much-maligned Sean Smith leading a patchwork crew.

Allen has been relentlessly productive in his injury-plagued NFL career, since the Chargers took him in the third round of the 2013 draft. He made 71 catches as a rookie, 77 more in his second season and 67 in only eight games in 2015, when he went down with a lacerated kidney.

Then, last year, Allen suffered a torn ACL in San Diego's first game of the season. He needed reconstructive knee surgery, casting his future in doubt, but Allen leads the Chargers with 28 catches through five games this season.

"I haven't been thinking about my knee," he said. "I'm feeling comfortable with it."

Allen also doesn't spend much time contemplating how his career might have been different on defense, but he occasionally and good-naturedly reminds Chargers defensive coordinator Gus Bradley of his background at safety.

In the end, he prefers regularly wrapping his hands around the pigskin. Nothing new there.

"I like playing wide receiver because I can get the ball," Allen said. "Everyone wants the ball. But being on the other side was fun, too. Just being a ball hawk, just trying to get there as fast as possible."

Amerson isn't the only Raiders player with specific memories of a young Allen showing off his dynamic skills. Kicker Giorgio Tavecchio was Allen's teammate for two seasons at Cal, and Tavecchio vividly recalled Allen's debut as a freshman in 2010.

The Bears were playing UC Davis, not the fiercest opponent, but Allen still glided to two touchdowns. He ultimately scored 20 in his three seasons at Cal.

"I remember it seemed so easy for him," Tavecchio said. "He made a few cuts and then just kind of took off. It looked like everyone else was running full speed and he wasn't — but they still weren't catching him."

The Raiders hope to change the equation Sunday.

## Rams, Chargers show off construction of new stadium

AP  
January 4, 2018 at 7:40 am

INGLEWOOD, Calif. (AP) — The Los Angeles Rams and Chargers have shown off their future new home rising from a very deep hole in suburban Inglewood.

The teams on Wednesday gave news media a hard-hat tour of the stadium construction site about 10 miles (16 kilometers) southwest of downtown Los Angeles and not far from the eastern approach to Los Angeles International Airport's two northern runways.

A massive amount of earth has been moved, foundational pillars are rising and some structures are beginning to take shape.

"We have completed the mass excavation, which is actually the digging of the hole, if you will, and we're bringing the buildings up out of the hole," said Robert Aylesworth Jr., who is in charge of stadium construction.

"The proximity to LAX created the necessity to push the building in the ground 100 feet," he said. "Normally, a football stadium would be in the ground maybe 30 feet but we're in the ground 100 feet, so the race has been dig to the bottom and then start your way back up."

That requires more equipment and manpower to be able to complete it in the same time frame, he said.

The \$2.6 billion, 70,000-seat stadium was originally supposed to open for the 2019 NFL season but heavy rains last year delayed excavation and it's now expected to open in 2020.

"We're on target to open in 2020," Aylesworth said, but added that the project faces competition for labor by the end of this year and 2019 as large projects open up at the airport and elsewhere in the greater Los Angeles area. "So we're pushing hard right now in every way we can to get as much done, but typically the manpower at the end of the project increases pretty dramatically because you're doing things like painting, floor finishes, millwork and that kind of stuff and it just takes more people to do it," he said.

In the meantime, the Rams will continue to play at historic Los Angeles Memorial Coliseum and the Chargers will remain at tiny StubHub Center in suburban Carson.

"This is gonna be a work in progress obviously but we're starting now for planning to be in here in 2020 and I think everybody is really excited about it," said Chargers owner Dean Spanos. "This is something that's global. It's world class. It's one of a kind. Something that all of Los Angeles and Inglewood is going to be very proud of."

The stadium complex will also include a hotel, retail space, office space and a 6,000-seat entertainment venue.

The project backed by billionaire Rams owner Stan Kroenke was a prime factor in the league's decision to allow the Rams to move from St. Louis, returning the NFL to Los Angeles after a 21-year absence from the nation's second-largest market. The Chargers then exercised their opportunity to join the Rams in Los Angeles.

## Debunking the myths of the Chargers in Los Angeles

By Eric Williams  
ESPN.com  
October 21, 2017

COSTA MESA, Calif. -- Anthony Lynn says he doesn't have an "us-against-the-world" mentality when the Los Angeles Chargers host games at StubHub Center, with opposing fans taking over the stadium.

"No, I don't think it's that bad," Lynn said, smiling. "We have a lot of Chargers fans here at home."

Debunking Myths of Pro Football in L.A.

- Are longtime fans snubbing the Chargers? Is the team returning to San Diego? Don't believe everything you hear about L.A.'s new football team. More

- Is interest in the Rams already drying up in Los Angeles? Do they have any fans there at all? And why don't their uniforms match? More While that's true, there's no denying opposing fans made their presence felt during a three-game homestand earlier this season in which the Chargers went 0-3.

After winning consecutive games on the road, the Chargers return to StubHub Center on

Sunday (4:25 p.m. ET, CBS) to face the Denver Broncos for a second time this season.

The perception nationally remains that the Chargers (2-4) are unwanted in Los Angeles. And only winning will change that for the franchise.

However, Lynn attended Thursday's opener for the city's NBA franchises -- the Los Angeles Lakers hosted the rival Clippers -- and reportedly received a warm welcome.

"It doesn't matter who shows up," Lynn said. "I believe our crowd will show up. When we make plays, they stand and they're loud. I hear them. So that really hasn't been an issue."

That said, let's take a look at five issues that provide some context to what's really happening here.

Myth No. 1: Fans aren't showing up to StubHub Center

The Chargers have sold out all of their home games so far, and will again Sunday, with a paid attendance of about 25,400. StubHub Center seats 27,000, but the team does not count 1,200 comp seats or 400 unsold ADA-compliant seats toward that number. So the stadium for the most part is full at game time. A good number of tickets sold on the secondary market are being purchased by opposing fans. That's the problem in terms of perception nationally, taking away from the Chargers' home-field advantage in L.A. That presumably won't change Sunday, when the stadium will be half-filled with orange-clad Broncos fans. Opposing fans showing up for Chargers games is nothing new. Why wouldn't you want to go to Southern California in December if you're a Pittsburgh Steelers fan? But here's the issue: When 15,000 opposing fans showed up at San Diego's 70,000-seat stadium, their presence wasn't felt as much as when 15,000 fill the seats in the 27,000-seat StubHub Center.

Myth No. 2: Chargers fans from San Diego are not attending games

Most Chargers season-ticket holders are now from Los Angeles and Orange counties. Some San Diegans continue to make the trip a few hours north to attend games, but the Chargers have work to do if they want to recapture these fans. For those making the trip, San Diego-based bus services, such as 5 North Bolt, which taxis about 100 fans from down south to StubHub Center on game days, help make travel easier for Chargers fans from that area.

Myth No. 3: The section tarped during home games are seats the Chargers failed to sell

There are not seats underneath the tarped area. The Chargers do have the ability, however, to use that space to expand to 30,000 seats in the future. The franchise believes it could sell seats installed there because those would be among the cheapest tickets in the stadium. However, with the Chargers placing a premium on fan experience, expanding beyond current capacity in the first season at StubHub Center was ruled out by AEG -- the overseer of the facility -- and the team over concerns about how the building would accommodate a football crowd's ingress and egress, plus congestion at restrooms and concessions. This season is a trial run at StubHub, and those sections will not

be built out in 2017 but could be as early as 2018.

Myth No. 4: The Chargers are considering moving back to San Diego

The Chargers are not going back, and are only looking at the long play in Los Angeles, building momentum for when they move into the reported \$2.6 billion new facility in Inglewood in 2020. From the team's perspective, there has never been a workable stadium solution that would have kept them in San Diego. From a long-term financial standpoint, the Chargers believe the value of the franchise will increase and the team will generate more revenue in Los Angeles. "The transition is never easy. It was a difficult decision, an emotional decision," Chargers chairman Dean Spanos said earlier this year. "But we're here. I'm looking forward to the future. Los Angeles has been great. The people have been great. It's a new chapter for us and we're moving on." For the Chargers, that means investing a million dollars in their training camps, tens of millions in a temporary training facility in Costa Mesa and tens of millions more in upgrades to StubHub Center.

Myth No. 5: The Chargers have abandoned San Diego

The Chargers still support and participate in community projects in San Diego. The team's youth and high school football programs remain a focus, including the high school coach of the week program in San Diego (they also run it in Orange County and Los Angeles), their renewal of an annual sponsorship of the California Interscholastic Federation's San Diego section, a commitment to run the Spanos Classic (a high school all-star game) again in January, and the continuation of Junior Chargers Training Camps at elementary and middle schools throughout San Diego County via a partnership with non-profit STAR/PAL. The team has also continued its partnership with Make-A-Wish San Diego and its allocation of hundreds of auction items to charities throughout greater San Diego County.

## Los Angeles Chargers are excited about their new practice facility in Costa Mesa

By Dan Woike  
LA Times  
August 24, 2017 at 5:30 pm

While the Chargers are excited about Saturday's preseason game against the Rams, there were other reasons the team was buzzing Thursday.

"It's like the first day of school," offensive lineman Kenny Wiggins said.

The doors opened for the first day of class at the Hoag Performance Center, the Chargers' new home in Costa Mesa, and everyone was excited.

Craig Mager loved the electrical outlets inside each locker. Keenan Allen raved about the murals inside the tub room. Brandon Mebane praised the yoga room. Philip Rivers marveled at the fairway-like grass.

What's been upgraded?

"Everything's an upgrade," Wiggins said. "This is awesome."

The Chargers' first practice at their new home took place without an actual 100-yard football field, though the practice space could be configured for one. Instead coach Anthony Lynn and the Chargers decided on two 70-yard fields with room on the side for individual drills.

"You can work one field and when it starts to wear out you can go to the next and give the other a breather," Lynn said. "...We have all these side fields and I think we can get some work done on those individually so we can save the two main fields. I've done this before and it's worked just fine."

The new facility and headquarters are converted office spaces — a transformation that didn't start until January when the team announced its move from San Diego. The Chargers had agreed to lease the space prior to the move.

Lynn, who said he started moving into his office Wednesday night, praised the space's functionality and space.

"It's a lot of space," he said. "Every meeting room is about 20% bigger than the ones we had in San Diego. A lot of space, very nice. The technology is really cool. They just did a heck of a job with this building — on such short notice. We talk about competing all the time. Well, this organization is competing. That's my message to this team."

It has been heard.

"I love it, I love it ... we're like an NFL team, that's what it's about," cornerback Casey Hayward said before invoking the name of the family that runs the team. "That was the whole point of the Spanos' moving: They wanted a new stadium, they want to compete, they want everything to look like everyone else, and that's what this looks like. ...

"You can't beat it. It looks good. You come here, you want to show up every day and play."

For some it was like the first day of school. And for others, it was like reporting to a new job. But for Lynn, the day was a little more significant.

"It's good to be home," he said.

Back to work

Hayward, who'd been sidelined for the last week because of a hamstring injury, got back on the field on a limited basis.

One of the top cornerbacks in the NFL a season ago, Hayward said he expects to be ready for the season opener if not sooner.

"Tried to get back into a groove," he said. "Not sure about Saturday. No word. We'll see. Just wanted to go out there and get my feet wet."

Lynn said that Hayward participated in individual and team drills and was "definitely trending the right way."

## The Los Angeles Chargers are going to be the NFL's breakout team in the AFC

By Mike Renner  
The Washington Post  
August 22, 2017

Almost a year ago to the date, I argued that despite coming off of a 7-9 season, the Oakland Raiders should be favorites to win the AFC West. They would end up losing the head-to-head tiebreaker with the Chiefs after Derek Carr broke his ankle and the Raiders lost in Week 17, but the prediction still rang true in many ways.

This season, it's another team out west that's caught my eye. The Los Angeles Chargers — a team that moved their franchise over the offseason after going 5-11 a year ago — should be the favorites to win the AFC West on paper. This isn't hyperbole or a hot take by any means, the Chargers have the roster to get it done. They just need a few key things to change from a season ago.

### Close-game luck

The first reason to think the Chargers will bounce back in a big way in 2017 is the fact they weren't nearly as bad as their record in 2016. Their overall points scored minus points allowed came out to only minus-13 for the season. Using a simplistic Pythagorean win total prediction, they were nearly three wins under what you'd expect with their point totals.

That then brings us to their performance in one-score games. History has shown the correlation year-over-year in these games has a very weak correlation to franchises, coaches, or quarterbacks. Often times what it comes down to is no more than luck. And in 2016, no one was unluckier than the Chargers. They went a whopping 1-8 in games decided by seven points or fewer last year. If you assume average luck a season ago in those close games, it paints the picture of a team closer to 8-8 or 9-7.

### Players returning from injury

Few teams, if any, got the opportunity to add a No. 1 receiver and a No. 1 cornerback to their roster over the course of the offseason. If healthy, the Chargers are one of them. Keenan Allen and Jason Verrett have both flashed elite-level performance when on the field. The "on the field" part has been difficult, though. In Allen's four seasons, he's averaged only 627 snaps per year, with only 575 of those coming over the last two years. Verrett's three-year career has somehow been even more injury prone. He's averaged only 408 snaps per year with a high-water mark of only 735 back in 2015.

When both have been healthy though, they grade out extremely well. Verrett's 89.4 grade in 2015 was the second-highest of any cornerback that season while Allen's 88.5 grade was the sixth-best of any receiver back in 2013.

### Drafting and developing

One of the biggest reasons to feel confident the Chargers will vastly outperform their 2016 record is that they've assembled one of the best young cores in the NFL via the draft. When PFF ranked the franchises that acquired the most

value over the past five drafts, the Chargers came in fifth. If you took the quarterback position – which they had no need to address – out of the equation, they get bumped up to second. That's quite an impressive young talent base they've assembled. Besides Verrett, these other players still on their rookie contracts figure to play a significant role this season:

- WR Tyrell Williams
- WR Mike Williams
- TE Hunter Henry
- RB Melvin Gordon
- G Dan Feeney
- C Spencer Pulley
- DE Joey Bosa
- LB Jatavis Brown
- LB Denzel Perryman
- CB Desmond King

That's a considerable amount of playing time from players that logically should still be improving over the course of this season.

### The offensive line

None of the above will mean anything if the offensive line yet again can't be fixed. Over each the past three seasons, they've finished no higher than 29th as a team in pass-blocking efficiency. That's unsustainable. No quarterback – or offense – can function at a high level playing behind that. It has to improve and improve drastically in order for them to have a chance to win the West.

They addressed it heavily this offseason, signing left tackle Russell Okung in free agency and drafting guard Dan Feeney in the third round (they also drafted guard Forrest Lamp in the second round, but he's already been placed on injured reserve). But the real key for them has been staying healthy. Last season, nine different offensive linemen saw playing time along their front due to injuries. The year before that it was 12. They won't improve with backups on the field, and the biggest key for the Chargers once again will be health.

## It may not feel natural to say, but they're getting used to being the Los Angeles Chargers

*By Mark Maske  
The Washington Post  
August 2, 2017*

COSTA MESA, Calif. — Antonio Gates played 14 seasons for the San Diego Chargers, becoming one of the on-field faces of the franchise and establishing himself as one of the most productive tight ends in NFL history. He knows that the words "Los Angeles Chargers" do not automatically roll off the tongue. Not yet, even with the team now fully set up in its new L.A. home. So he gives himself an out to avoid making a speaking gaffe.

"For me, I like to try to say Chargers," Gates said, standing along the sidelines following a training-camp practice here this week. "At this point, it's kind of difficult when I'm talking. I've been saying San Diego for so long that I've got to get accustomed to saying L.A."

So much has changed so quickly for Gates and the Chargers since Dean Spanos, the team's chairman, announced in January that the

franchise would exercise its option, granted by Spanos's fellow NFL owners a year earlier, to join the Rams in Los Angeles.

The move is complete. The Chargers' lease at their facilities in San Diego officially expired at the end of July and, after the team held its offseason practices there, players and coaches joined the rest of the organization for the opening of training camp at the Jack Hammett Sports Complex in Costa Mesa, Calif.

The Chargers upgraded the playing surfaces on fields usually used for youth sports. They handed out gift baskets to neighbors in a row of houses beyond the end zones at one end of the fields, separated from the crowds and commotion and noise only by a chain-link fence. They welcomed an estimated 5,000 fans to their opening day of camp last weekend. Chargers players were addressed by former Lakers great Kobe Bryant, who provided advice about being an L.A. athlete and fielded questions.

"I would say the early signs have been very encouraging," said John Spanos, the Chargers' president of football operations and son of Dean Spanos. "Our first day of camp on Sunday was tremendous. I mean, tremendous. Every seat in that bleacher was packed. Every standing-room area was packed. There was buzz. People clearly were excited. And that's the general feedback that I personally have received when I've been in town throughout L.A., throughout Orange County. People are clearly very excited."

The Chargers' move has been disparaged by some observers who have contended that they will be an unwelcome, unnecessary second occupant of the lavish \$2.6 billion stadium in Inglewood that they eventually will share with the Rams. But the Chargers are not conceding anything. Their practice fields at their training camp are surrounded by signs and banners trumpeting the marketing slogans, "Fight For L.A.," "Fight for Orange County," "Fight For Costa Mesa." That fight is now on.

"In an L.A. market, nothing's ever given to you," John Spanos said as he watched a practice. "We don't show up expecting a red carpet, expecting anything to be given to us. We know that anything we gain, we have to earn. And so that's our approach. We have to work hard and earn the community's respect and earn their trust, and we look forward to doing that. ... L.A. is very massive. It's really a city of cities. You have all sorts of different areas.

"And I think part of our strategy coming up to L.A. is getting feedback from the different areas. Not just coming in and trying to shove something down their throats and say, 'This is how we're gonna market to you. This is how we're gonna do things.' But, really, coming in receptively and listening."

The Inglewood stadium is scheduled to open in 2020 after its unveiling was pushed back by a year because of weather-related construction delays. In the meantime, while the Rams play home games in the cavernous Los Angeles Memorial Coliseum, the Chargers are playing at the cozy 30,000-seat StubHub Center in Carson. The Chargers have sold out their season tickets there for the upcoming season.

The quality of the on-field product undoubtedly will have a bearing on how quickly and how effectively the Chargers will be able to make

headway with L.A. fans. Their hope is that seats at StubHub will become increasingly in demand and harder to come by, thanks to a successful team and a positive game-day experience for fans inside the stadium.

"Winning is the ultimate marketing tool," John Spanos said. "There's no doubt about that. Especially in a competitive market like an L.A. market, really, you have to win."

The team has a new head coach, with Anthony Lynn having been hired to replace Mike McCoy, who was fired following a 5-11 season. Lynn inherits a defense led by standout pass rushers Joey Bosa and Melvin Ingram, and an offense overseen by a still-reliable veteran quarterback in Philip Rivers. But rookie wide receiver Mike Williams, the seventh overall selection in the draft, is sidelined by a back injury that threatens to end his season before it begins. Some regard the talent on the team's roster as playoff-caliber.

"I think all it's about is winning," Bosa said. "That sells the franchise, I think. As a part of the team, we're all in it to win games. That's what it's all about."

The relocation has been basically stress-free for most players, according to Bosa.

"It's been relatively easy," Bosa said as he readied to sign autographs following a practice. "I had the help of my mom, helping me move out here. The fans have been great. It's not too far of a trip. So it really hasn't been too hard. ... I think it's a great opportunity for anybody on the team. It's a huge market. They love their sports in L.A. They love a lot of things in L.A. A lot of people, a big market — I'm excited for the opportunity to play in the city."

Ingram was adamant that the franchise move has had little effect within the locker room.

"It's cool," Ingram said. "We come to play football. As long as we've got a football field and some fans, we're good. The transition don't mean nothing to us. We just play football."

Even Gates said his new surroundings already feel like his football home.

"It does," the tight end said. "The fans have been great, to the point where they welcome us with open arms. I think that was the biggest concern for us. Now we're here. We hear the cheers. We hear the yelling and screaming. It gives you a sense of relaxation that you're here. Now we're just saying, 'Oh, okay. They welcome us and they're happy to have us here. We're happy to be here. Now let's just try to win a championship.'"

That doesn't mean, of course, that there won't be those who say the words "San Diego Chargers" occasionally in the coming months.

"I'm sure you will hear people slipping up this year," Spanos said. "And understandably so."

# Chargers' Slauson wants to pay it forward

By Dan Woike  
LA Times  
June 25, 2017 at 4:50 pm

Following one of the Chargers' final minicamp practices of the summer, Matt Slauson found some shade and started to work through all the tape holding his gear in place. His ankles, wrists, fingers were more Scotch than skin, and the process looked tedious.

But asked about the players who have influenced him most, Slauson ran through a list of former teammates with ease.

"Branden Moore, Nick Mangold, Alan Faneca, Damien Woody ..."

One by one, he named the players more experienced than he was when he walked into the New York Jets' offensive line meeting room after being picked in the sixth round of the 2009 draft. "Every day I think about those guys and what they taught me," Slauson said. "It's why I'm still in the game today — because of them."

Now entering his eighth professional season, Slauson is in a position to pay all of that forward.

The Chargers will enter this season with an overhauled offensive line. Three starters from last year — tackle King Dunlap and guards Orlando Franklin and D.J. Fluker — have been released. Three of the team's seven draft picks were used on offensive lineman. Their biggest offseason acquisition, Russell Okung, plays left tackle.

The shakeup was in the works nearly all offseason, with coach Anthony Lynn talking about it during the NFL Scouting Combine and at the league's annual meetings a month later.

"We're going to play around with that puzzle," he said of the line.

The puzzle, it turns out, gets easier to solve when you have a player such as Slauson.

While playing for Nebraska in college, Slauson moved all over the offensive line. His role with the Jets was on the interior, where he played left guard. That remained his primary position until he started a handful of games at center for the Bears.

After being released by Chicago, Slauson signed with the Chargers and took to his new position, snapping the ball to Philip Rivers on nearly every down during the 2016 season. This offseason, he has slid back to left guard, with Spencer Pulley and rookie Dan Feeney taking the bulk of the first-team reps at center.

"Every young guy is taught when you come into the league, if you're not the solidified starter in one spot, you've got to be able to play them all," Slauson said. "Even now, that's what we're telling guys. ... You have to play all over the board. And I believe it helps a lot. Then you get to learn the offense and what we're trying to accomplish as a group instead of just learning that one spot."

Though Lynn said it's difficult to evaluate offensive line play before the team puts on pads and starts hitting, the new group of linemen is laying a foundation for some necessary continuity and cohesion.

"Everything we're doing now is building towards that. Now, when the pads come on, the timing is going to be a little bit different," Slauson said. "But, right now, I'm getting to learn how Russell works, how he wants to step. He's getting to learn my timing of getting into a fit and how we communicate together. All that stuff is really important at this time. Now when the pads come on, everything is going to get notched up a little bit."

Versatility on the line was something the Chargers clearly wanted in their young offseason acquisitions. Second-round pick Forrest Lamp starred at tackle before moving inside to guard this summer. Feeney, a third-round pick, played all three positions in college, and sixth-round selection Sam Tevi can work at either right or left tackle.

Lamp and Feeney, in particular, have impressed Slauson with their instincts and aggression — two of the most important qualities in an offensive lineman.

"They play great with their hands, and that's really hard for young guys to do — to have the confidence to throw your hands out there and really try to get all over a guy," he said.

Young linemen are often more reactive to the defense, trying to figure out where their assignment is going instead of simply knocking them off course right away.

"These young guys are all about taking the fight to them. It's really impressive that they already have that demeanor," Slauson said. "As far as how they move and react, when things start really going and they're throwing exotic blitzes, they react in the correct ways. That just doesn't really happen."

In some part, their long-term success will be contingent on Slauson's ability to convey the lessons he learned from the vets in New York, lessons he has used to make his job on the offensive line a career.

"I think a lot of it is just the 'want to' of the younger guys, looking at the older guys and asking, 'What did they do that got them here?' " he said. "It's trying to emulate those kinds of guys. And, obviously, versatility is huge, but it's also how they approach the game, how they approach every day, how are they a pro, what does being a pro mean and what does that look like. It's just doing that."

"...Ten years down the line when I'm done, when I'm watching them play from the couch, I'm going to be like, 'I was a part of it.' "

## Melvin Gordon is happy that his father, and biggest supporter, is out of prison

By Mike DiGiovanna  
Los Angeles Times  
September 3, 2017 at 11:00 am

There is not a hint of anger in Melvin Gordon's voice or condemnation in his words, only gratitude for a father who "kept food on the

table for me and my mom and kept a roof over our heads," the Chargers running back says.

That his father provided for the family by selling cocaine, which led to a drug-trafficking charge and a five-year stint in federal prison, has remarkably left Gordon neither conflicted nor confused.

"You know what? Everyone makes mistakes; no one in this world is perfect," Gordon, 24, said. "The quicker you understand that, the faster you forgive."

"Some people are put in positions of making decisions they need to make for their family to survive. As a kid, you understand that. But I'm in a position now where he doesn't have to make bad decisions anymore."

Gordon — a 6-foot-1, 215-pound bundle of brute strength, breakaway speed and long, flowing dreadlocks — was a 2014 Heisman Trophy finalist at Wisconsin, racking up 4,915 yards rushing and 49 touchdowns in four seasons and setting a then-NCAA record with 408 yards rushing against Nebraska.

A first-round pick of the Chargers in 2015, Gordon struggled as a rookie, rushing for 641 yards with no touchdowns and six fumbles before emerging as one of the NFL's most promising young backs in 2016, rushing 254 times for 997 yards and 10 touchdowns and catching 41 passes for 419 yards and two touchdowns.

Gordon's father, who is also named Melvin but goes by "Big Bo," was instrumental in Gordon's development as a football player.

When Gordon was barely old enough to snap chinstrap to helmet, Big Bo would rummage through garbage cans for empty water bottles and set them up as cones in a park near their house. Gordon zigzagged through the agility course, working on cuts and bursts.

Bo set up a weight room in the basement of their Kenosha, Wis., home and monitored Gordon's strength and conditioning program through high school. Bo dissected video of NFL greats with Gordon, stressing the elusiveness of Barry Sanders and toughness of Walter Payton.

Bo attended every one of Gordon's prep games, sprinting down the sideline with his son on many of the 38 touchdowns Gordon scored as a senior at Kenosha's Bradford High.

"He was a huge influence on my football career, my mom too," Gordon said, referring to Carmen Gordon, who remains married to Bo. "They never missed a game, man. They were very supportive. My dad was like my workout partner. He definitely taught me a lot of stuff. He's been there every step of the way."

Until he wasn't.

In March 2012, when Gordon was a 19-year-old redshirt freshman at Wisconsin, Bo was sentenced to 10 years in prison for his role in a northern Illinois cocaine-dealing ring and a concurrent three-year sentence for drug dealing in Kenosha County.

The longer sentence was reduced twice, and Bo — who served time in federal correctional institutions in Pekin, Ill., Duluth, Minn., and Elkhart, Ohio — was released last December.

Gordon asked that his parents, who attended most of the Chargers' training-camp workouts in Costa Mesa in August, not be interviewed for this story.

Speaking to Bleacher Report last fall, Carmen Gordon, 49, said federal authorities began investigating Bo when Melvin was in junior high school and that Bo was a "manager" in the drug ring.

"He wasn't a typical drug dealer," Carmen told the website. "He moved big, big weight."

Gordon, the only child of Bo and Carmen, didn't know the particulars of Bo's business but was aware of his involvement, no matter how well Bo separated drug-dealing from fatherhood.

"It was not a secret," Gordon said. "You kind of know everything that's going on. But he was a good father. He did what he needed to do. He made me breakfast every morning. He made sure I never went to sleep hungry."

Any anger or resentment Gordon felt about his father's prison sentence was channeled into the weight room, film room and onto the field. Gordon developed a reputation as a workout fiend at Wisconsin.

"It just gave me motivation," said Gordon, who stayed in contact with Bo through regular emails and occasional prison visits. "It was hard to run the household and take care of my mom when I was in college, but I wanted to be in a position to be able to take care of them when I got done with school."

The four-year, \$10.7-million rookie contract Gordon signed with the Chargers eased the financial burden on his family, and Bo's release from prison restored the household.

For the first time since Gordon's first season at Wisconsin in 2011, Bo watched his son play in person when the Chargers faced Seattle in the Aug. 13 preseason opener at StubHub Center. Bo plans to attend every home game this season.

"It means a lot to have him back here watching practice, watching me play on game day," Gordon said. "I know it's something he missed for a while. To have him back is a beautiful thing."

Bo always encouraged his son "to be the best running back ever." The first step toward greatness would be a 1,000-yard season, a threshold Gordon — who missed the final three games of 2016 because of knee and hip injuries — fell three yards short of last season.

"That was a big goal of mine," Gordon said. "To be that close and to fall short, you think about so many runs where you got tripped up on ... honestly, three yards? I'm gonna look back when I'm done and be highly upset."

Gordon caught only 22 passes for 228 yards in four college seasons, which wasn't necessarily an indictment of his pass-catching skills.

"We had pass plays at Wisconsin," Gordon said, "but when you're busting off 60-yard touchdowns rushing, why pass the ball?"

Any concerns the Chargers had about Gordon's hands coming out of college were quickly put to rest.

"He's had some big gains in the passing game, whether it was a check-down or a design screen to him or moving across the middle and catching the ball," offensive coordinator Ken Whisenhunt said. "He has talent in that area ... and that's a great asset for Melvin."

Alfredo Roberts, the Chargers' first-year running backs coach, is a former tight end who was a Dallas Cowboys teammate of Emmitt Smith, the NFL's all-time leading rusher, in 1991-92.

Roberts said Gordon is bigger and faster than Smith, and catches the ball as well as Smith. He has been especially impressed with Gordon's speed and athleticism and said he's "in awe" of how well Gordon moves in space.

"Emmitt is in the Hall of Fame, and the cement is still wet on Melvin," said Roberts, a former Jacksonville, Cleveland, Tampa Bay and Indianapolis assistant. "We'll see what his body of work is, but I think he's gonna have a great season."

If not, it won't be for lack of effort. After his subpar rookie year, Gordon sought out star running back Adrian Peterson — whom he did not know — for advice, because "he's one of the best to do it, and I need to learn from someone like that while I can," Gordon said.

Gordon has spent several weeks during the last two offseasons training in Houston with Peterson, who ranks 16th on the NFL's all-time rushing list.

"From the outside looking in, you're never sure about a guy's temperament, his work ethic, his habits, how good he really wants to be," Roberts said. "From day one, Melvin looked me in the eye and said, 'I want to be the best — not just good, but great — and I want to work on it.'"

"He has all the tools. He can run, catch, he's big enough to protect, and he has the want-to. He's conscientious, he's a great teammate, and he's still growing."

## Melvin Ingram on the mic: beats, rhymes and QB sacks

By Eric Williams  
ESPN.com  
October 26, 2017

LOS ANGELES -- In a dimly lit studio in East Hollywood, Melvin Ingram bobs his head to a melodic beat on loop while writing lyrics on his smartphone.

He shortens up one final verse and rehearses a few lines with fellow independent artist Lazaro Camejo, aka Bizzy Crook. Ingram then walks over to the soundproof booth, ready to record.

The final product is "Letter to my Pops," a song paying respect to Ingram's late father, George Melvin Ingram Jr., who died of a heart attack in 1998.

Ingram closes with two poignant lines:

This is a letter to my pops.

I know you're always looking down.

"I don't tell no lies in my music," Ingram said. "All of my music comes from my heart, and it's

my life, really. So that's just me talking to him in my own little way. It's like me venting.

"It means a lot writing music like that. You never know, somebody might be going through the same thing I'm going through. And when they hear what I've got going on, they might change what they have going on, or how they view a certain situation."

Ingram's father certainly would be proud of his son's accomplishments on the field. Some NFL observers were surprised when Ingram, 28, signed a four-year, \$64 million deal this offseason. Ingram totaled just six sacks in his first three NFL seasons because of injuries and uneven play.

Since 2015, however, Ingram has 27 sacks, which ranks fifth in the NFL. The North Carolina product continues to prove his worth, with 8.5 sacks so far this season, emerging as one of the best sack artists in the game. However, while Ingram has gained recognition for sacking quarterbacks, his true love remains writing and producing his own music.

While Ingram is represented by Roc Nation, he controls his music and is not signed by Jay-Z's company as a musical talent. But the connection allows Ingram to network with industry types who are part of the label and to learn the tricks of the trade. Some in the building believe Ingram has a future in the music industry.

Taking a break from the sound booth at Melrose Sound Studios for a few minutes, Ingram said he developed a passion for music as a 10-year-old growing up in the small town of Hamlet, North Carolina; writing music and sports always went hand in hand.

"I'll never forget that football is what puts food on my table, but I'm just as passionate about music," Ingram said. "And I know I'm good at what I do. I put my heart into everything I do, really. So they serve each other equally."

Ingram has released two full-length mixtapes: "From Nothing to Something" and "Franchise Tag." His music plays regularly during practice on game days at the StubHub Center, and he spends about \$15,000 annually on the pursuit of his music career.

"He's passionate about it," said Chargers running back Melvin Gordon, a good friend of Ingram's. "He's got his own style. You can't really compare him to anyone. I think every rapper has got his own sound. And I think everything he talks about is real. Sometimes rappers talk about stuff that probably has never happened, [or] what they will have but don't have at the moment. But everything he says is real. Those are his cars he's rapping about."

Added right tackle Joe Barksdale, who plays guitar and also writes his own music: "He's got his own style. It's not like you cut him on and it sounds like somebody else. And I think the production value is pretty good, too."

Pop culture website Complex.com named Ingram one of the best rappers in sports, along with Damian Lillard of the Portland Trail Blazers, Pittsburgh Steelers running back Le'Veon Bell, Lou Williams of the Philadelphia 76ers and others. But Ingram believes he's tops on the list.

"I'm the best," Ingram said. "Damian's nice. Damian really can rap, but there's a lot of people that try to do it that really can't rap. Another one I like is Lou Will [Lou Williams]. But me, I feel like I'm in a different lane, really."

Ingram listed Jay-Z, Outkast and N.O.R.E. as his musical influences growing up. Rappers whom he's feeling now include Meek Mill, Drake and Future.

"I try to touch into every genre of music because there's a lot of music going on these days," Ingram said. "But some of it I don't touch, though, because some of it is just crazy."

## Davis tries to prove he's more than speed

*By Andrew Campa  
Los Angeles Times  
August 7, 2017 at 12:15 am*

COSTA MESA — In many ways, it's been speed that has always put Michael Davis on the map.

While the Glendale High football team won a total of six games during Davis' three seasons and missed the postseason each year, the Jewel City native still lined up against some of the country's greatest youth athletes during the track and field season due to his elite sprinting.

That speed turned into a scholarship to Brigham Young University and a four-year career in which Davis participated in four consecutive bowl games.

Yet, a disappointing senior season in which Davis ceded playing time and his starting position as a defensive back to a freshman seemed to spell doom.

Again, however, it was speed that saved the day, as Davis ran a blistering 4.34 second 40-yard dash at BYU's Pro Day in Provo, Utah on March 24.

From flash in the pan to flash again, Davis garnered interest from NFL teams.

That interest didn't immediately pay dividends as Davis went unselected during this year's NFL Draft, which concluded April 29.

Fortune turned quickly for Davis as that same night he became one of 15 players to sign a free-agent contract with the hometown Los Angeles Chargers.

Since that evening, Davis has been determined to make the cut and the final 53-man roster.

As the team moved its practices to Costa Mesa High on July 30, Davis was out to prove he can put up impressive numbers outside of a stopwatch.

"I would say yes, in certain scenarios, yes," Davis said when asked if people think he's just a speed guy. "Obviously, people just say, 'Hey Michael, your speed' and they try to get me off the line. They know I have the speed to catch up. But more, I prefer [using] my technique and it's easier and better not to use my speed then technique, but my technique and then speed."

Davis played in 48 games with the BYU Cougars and made 30 starts with 110 tackles, 17 pass break-ups and one interception.

While the pick came against Michigan and resulted in a return for a score, the one career interception has become a sore subject.

The 6-foot-2, 195-pound defensive back has tried to change the perception that he can't create turnovers.

His first notable action came May 23 when Davis tipped a pass by starting quarterback Phillip Rivers that was intercepted by teammate Tre Boston.

For Boston, taking young players like Davis under his wing has been a privilege.

"I just come in and try to be a veteran and try to teach the things I know and everything I've learned over the years," Boston said. "I try to install a whole new culture for these guys."

The turnover drew the praise of Chargers defensive coordinator Gus Bradley and the eyebrows of coaches and teammates.

Perhaps Davis' biggest play this summer took place Monday during drills when star running back Melvin Gordon broke free and had an open path to the end zone.

At the last minute, Davis came from across the field and ripped the ball from Gordon's grip, which elicited the cheers from an overflow crowd.

"Melvin said, 'You know what, I hate ya'll.' He said, 'I hate ya'll,'" Davis said through a laugh of his interaction with Gordon immediately after the play. "He smiled and it was all fun and games, but we're all working here grinding to get a spot."

For Davis, the play served as vindication of his ability, though he still felt the need to explain his lack of takeaways in college. "I wasn't really always around the ball in college," Davis said. Though grateful for the opportunity to be practicing with the Chargers, Davis isn't just happy to be at camp. With injuries to Chargers defensive backs Casey Hayward and Jason Verrett, Davis sees an opportunity to grab a roster spot.

"Casey Hayward is a good cornerback, but when he got hurt in practice with his ankle, that gave me an opportunity to go and start something with the [starters]," Davis said. "I just seized the opportunity because, you know, not too many undrafted rookies get that opportunity to start right away. To be honest, I tried to seize it."

Davis has seen action with the first-team defense, which puts him against Los Angeles' talented receiving corps and Pro Bowl quarterback Rivers.

"When I'm in the moment, I don't think about going against him," Davis said of Rivers, "but afterward when I'm on the sideline, I can't believe I'm going up against one of the greats."

On Wednesday, Davis primarily saw action against back-up quarterbacks Mike Bercovici, Kellen Clemens and Cardale Jones.

That changed in one series of three plays as Rivers completed a 40-yard pass down the sideline, which led to wholesale changes on defense. Davis and second-year cornerback Trovon Reed were inserted.

Rivers completed only one pass in the three-play series and twice looked off the left side of the field where Davis was patrolling. In the second of those instances, Rivers had a pass deflected and intercepted by Reed, who totaled two picks on the day.

Though Davis won't likely get any recognition for turnovers, he's content in knowing he's doing his job.

"I want [to get] in the receiver's face up on the line," Davis said. "If I can shut him down early, then I shut down his whole route and make the quarterback go to the other side of the field. [That would make me] a shutdown corner."

Outside of playing in the secondary, Davis has also taken snaps on punt coverage. Though special teams action might not be all that sexy, Chargers four-year veteran Kenjon Barner believes excellent play on special teams may provide a way onto the roster.

"The biggest advice I can give is put your head down and grind," Barner said. "Don't look at where you are now, but where you are at the end of the day. You know it's going to be hard and a grind, an uphill battle. If you're resilient and determined, you can accomplish anything."

"And special teams. That's where I made my mark the past couple of years and that's how I've made it. Don't take special teams for granted."

The Chargers kick off the season Monday, Sept. 11 in Denver. If Davis were to make the 53-man roster, he's acknowledged he would be ecstatic.

"It would mean a lot. I came from a small school, especially in sports," Davis said. "Not too many people make it out of Glendale High School in sports."

"I've switched position from receiver to corner in college and to be able to come out here for the Chargers. I know they like me because I'm fast, but I'm trying to prove that I can do more and it would be a huge accomplishment."

## Chargers embrace the Mike Williams era

*By Dennis Freeman  
News4usonline.com  
October 18, 2017*

So what's a bigger story this week for the Los Angeles Chargers? Facing AFC Division rival Denver Broncos? Earning a must-win road game in the Black Hole against the Oakland Raiders? Or that wide receiver Mike Williams made his official season debut? All of the above matter to Chargers coach Anthony Lynn and the Chargers.

After a slow start...well an 0-4 start to begin the season, the Chargers have managed to scrap and fight their way to two straight wins, including knocking off the Raiders in their backyard.

"I will tell you it took all three phases to win that game," Lynn said after the Chargers pulled off their 17-16 victory. "I thought the guys stepped up and made plays when they had to, and that is what we have been talking about. I am so proud that they are starting to see the fruits of their labor because these men work hard every single week, and they go out and they compete, and they just keep coming. Just keep coming. I'm glad it's paying off."

Getting a third consecutive win will be a stern challenge for Lynn and his team. But then again, every game of the season is a challenge. What might make the task a bit easier from an offensive perspective is having Mike Williams, the Chargers prized rookie wide receiver, on the field. With the Broncos riding into town with their physical secondary, including cornerbacks Chris Harris Jr. and Aqib Talib, the Chargers' offensive unit is going up against a stern test.

Wideouts Keenan Allen, Tyrell Williams and tight end Hunter Henry will probably get the bulk of touches. But having the 6-foot-4, 220 pound Williams ready to have his number called could allow the former Clemson star to create matchup problems for Denver. At worst, his ability to stretch the field should open up some spots for quarterback Philip Rivers to do work in. As it is, it may still be some time before Williams hit his stride.

Against the Raiders, Williams made his first official NFL grab, a 15-yard catch from Rivers. It would be Williams' only catch of the game, but he appeared to have made a great first impression on Lynn.

"He had the one catch, and it was a nice catch, but I thought he played fine," Lynn said. "We'll watch the tape. Like I said, he only had like nine or ten snaps."

Lynn wasn't the only person waiting to see what Williams could do on the field when it mattered. Rivers had high praise for his young wide receiver.

"All week we've been trying to sprinkle him in there and everyone was quiet all week on how much we thought he was going to play," Rivers said. "We wanted to sprinkle him in some and let him ease his way in and he knew there if he got his own coverage he was going to have a chance to be the primary guy on the end route and he did a nice job. He had a couple other nice end routes and other things he was in there on. It was exciting...his first catch, getting action in [a] division game on the road."

Speaking from the Chargers practice facility in Costa Mesa, California, Williams, who missed all of training camp, preseason, as well as the first five game of the regular season, said it was good to be back on the field as a contributor.

"It felt good, just to get back out there with my teammates for the first time, just to get that first game in, the first catch out of the window felt good," Williams said.

Williams admitted he was a bit skittish in his professional debut.

"A little nervous," said Williams. "It was fun." As happy as he was about getting in the game against Oakland and recording the first catch of his professional football career, Williams is even

more excited that the Chargers have been able to string together a couple of wins.

"That's what we gotta do; just find ways to win," said Williams. "Had a lot of close games We've been able to find ways to win these last two weeks...just finding ways to win."

## Mike Williams and Artavis Scott's Journey from Clemson to L.A.

By Hayley Elwood  
Chargers.com

Monday, May 22, 2017 4:01 PM PDT

Coming into the league as a rookie can be a challenge. But for a number Chargers, they're getting to do it with a college teammate.

The Bolts' roster houses former teammates from Notre Dame in Isaac Rochell and James Onwualu as well as Dan Feeney and Mitchell Paige from Indiana.

But, there's a third pair. While Mike Williams was selected seventh overall, his former Clemson teammate and fellow wideout Artavis Scott had to wait until the draft was over to find out where he was going to play. When the Chargers came calling, the decision was a no brainer.

"When I found out that (the team) was thinking about having me, I was like of course!" Scott explained. "I mean, they had one of my teammates I played with already who is someone who can go through this process with me. It was fun for me to know that and it was very encouraging."

Scott joins Williams in L.A. as Clemson's all-time leading receiver. His 245 catches in three years puts him above Sammy Watkins (240) and even Williams (177).

Both players admitted having each other has made their transition to NFL life a bit easier.

"Having a friend here and someone you could talk to every day, and someone you can have fun with also is helpful," Williams said. "We played three years together so to know that you have someone making that transition with you is exciting. Someone you can just talk to every night about the plays. We both play offense. We're both wide receivers. The transition has been pretty smooth for both of us."

Since rookie mini camp, the pair has been inseparable both on the field and off. Although Williams said they forged a tight bond at Clemson, the receivers are rooming together for the first time.

"We had good chemistry with one another," Scott explained. "We always had our handshakes and the biggest thing was having fun. We wanted to feed off one another, always compete (and) enjoy each other's company because he could be the best man at my wedding. You never know!"

Being roommates is an advantage for Williams and Scott. They are using the extra time together to get the ins and outs of Chargers football down. "We'll be laying on our beds and I'll say, 'Hey, call out a play,' Williams said. "I'll (answer), he'll look and I'll do the same for him. We'll call

out plays to each other to make sure everyone is on point."

"Some of the plays were similar to how we ran them (in college)," Scott added. "With some of the route combinations, I'll go 'Oh, that's what we ran (in college), but we called it this or that.' Just that different terminology can help us learn it faster because you have to catch on."

As they try to navigate through the final few weeks before mini camp, they're excited for what each player brings to the Chargers roster. Scott is slightly more excited than an Uber driver of theirs a couple months ago.

"Mike's a freak athlete," Scott professed. "(He's) tall, long and can go get the deep ball. If I was looking at him, I would have taken him! (Before the draft.) Mike and

I were in an Uber, and we were talking to the driver about him and Corey Davis. The driver said he would take Davis but didn't say why he would take him. I told him why I would take Mike! He's a playmaker who can change the game."

"Artavis is an all-around player," Williams said. "He's a great receiver, great special teams player and makes a really big impact on offense and special teams. Size doesn't really tell you how you play, but he plays big. He can go up and make the competitive plays. At Clemson, he's the all-time leading receiver so that speaks for itself."

## Chargers Hall of Famer sees the passion in Philip Rivers' squad

By Steve Serby  
New York Post  
December 9, 2017 at 10:30 pm

Hall of Fame Chargers LaDainian Tomlinson, now a special assistant to club chairman Dean Spanos and NFL Network analyst, recalls the optimism surrounding a new start in a new city with a new head coach in the summertime.

"When I was talking to Anthony Lynn in training camp at the start of the season, he said to me, 'I really think I got a really good football team. I think we're gonna be able to compete for a playoff spot and possibly the division,'" Tomlinson told Serby Says.

Then the Chargers, somewhat disoriented by the move from San Diego to Los Angeles and snakebitten by bad fortune, started 0-4.

And Lynn said to Tomlinson: "We're gonna be fine."

And now? The Chargers are 6-6, tied with the Chiefs and Raiders, and appear to be the best bet to win the AFC West.

Beware the Chargers?

"Yes. Beware the Chargers," Tomlinson said. "Absolutely. Without question."

Only the Rams' Sean McVay has had more success as a rookie head coach than Lynn. Here's why the modern-day L.T. is impressed:

"His poise, his demeanor, his passion for the game and the players, his ability to

communicate to the players. And also, because he played the game, to be able to say to the players, 'Hey guys, that practice wasn't good enough. We can't practice like that and expect to win.' And guys respect that. But I think that I saw even back when he was my running backs coach with the Jets, is Anthony Lynn was a leader. He wasn't afraid to coach the superstar guys, rookies — he coached everybody."

Chargers tight end Hunter Henry told Serby Says: "He cares about us as guys. He's been where we've been and so he understands so he listens to us too. He's awesome."

Philip Rivers, at 35, still wears his emotions on his sleeve and looks nothing like Old Man Rivers.

"The game is never over with Philip," Tomlinson said. "The ability to fight for 60 minutes, to be able to always lay it out there on the line, that's what he means to the organization. And then, even more than that, just to be available, to be always in the starting lineup. That's the biggest thing to me that you can give your organization."

Henry: "He pushes you to be the best, but he's also there to pick you up. He's a great leader, and he's clocking right now too on all cylinders, so it's fun to watch."

Comeback Player of the Year candidate Keenan Allen (77 receptions, 1,032 yards, five touchdowns following reconstructive knee surgery) has changed the complexion of the Chargers' offense. Allen last week became the first player in NFL history with at least 10 catches, 100 receiving yards and one touchdown over three straight games. He reminds Tomlinson of Larry Fitzgerald.

"His work ethic is second to none," Tomlinson said. "He has come back like he hasn't messed a step, like he wasn't hurt most of the year last year. But I think beyond that, for one, Keenan is a nice-sized receiver. This is no small guy. And then, precise route-running. He understands how to get open, and huge catch radius. He just doesn't line up outside. He lines up in the slot sometimes, he motions over, creates mismatches. The guy's an all-around wide receiver and truly I think he's proven that he's one of the best in the game right now."

Henry: "He's so quick and explosive in his route-running. He's very smart too. And he has a mindset that no one can really stop him. He's just a stud. It's cool to watch."

The game has slowed down for Henry (38 catches, 501 yards, three TDs), who has blossomed in his second season.

"Just trying to detail everything and watching a guy like [Antonio] Gates every single day and just trying to get better from it," Henry said.

Running back Melvin Gordon (207 carries, 775 yards, five TDs rushing; 42 catches, 302 yards, four TDs receiving) has fought through foot, shoulder and knee issues.

"To me, him and Todd Gurley are similar, the way they play," Tomlinson said. "Melvin has evolved into a really nice pass catcher out of the backfield. They're quicker than people give them credit to be, because they look like they're power guys. And Melvin, he's a tough guy. He's dealt with some injuries this year, he hasn't

been completely healthy the entire season, he's battled through some stuff."

Quarterbacks don't relish playing defensive coordinator Gus Bradley's Batman and Robin pass rushers, Joey Bosa (11.5 sacks) and Melvin Ingram (8.5 sacks). Tomlinson on Bosa's long arms: "If he's able to use those arms on a tackle, then it's over. If he gets into you first, it's over, he's gonna get to the quarterback. And I think people get caught off guard a lot of times because he gets off the ball so fast and he gets into you so fast. He can spin back inside, he can rip inside, and also, his ability to play the run. I love the way he chases the ball all over the field. You'll see him running from one side to the next to run the running back down."

Henry: "I think the thing that sets him apart is just his relentlessness. He just continues to go and go and go and go and go and he does it in practice, he does it all the time."

NFL talent evaluators were wary of Ingram's short arms. But he recorded 10.5 sacks in 2015 and eight (with four forced fumbles) last season. "He's only 6-1, if that, but because of that, he can get up under those offensive tackles and really use his leverage to drive them back into the quarterback," Tomlinson said, "or he'll beat 'em around the end, or he'll do a stunt and come up the middle, and he's too strong for a center, he would knock them right back into the quarterback."

Tomlinson prefers to look on the bright side of playing home games in the StubHub Center in Carson, home of soccer's Galaxy and host Sunday to the Redskins.

"You're trying to build a new fan base in the L.A. market. That the best thing to do is to play in a 30,000-seat arena like StubHub because it gives the fans an opportunity to see the game from a different experience," he said. "There's not a bad seat in the house, it's a great atmosphere for a football game, and you can slowly build up your fan base before you get into a 60-, 70,000-seat arena. The stadium is full, and I would say it's probably about 65-35 Charger fans to opponent fans."

Hunter: "It's like something you've never really experienced ... but more Charger fans are starting to show up. We know that we've gotta win games to kinda earn our territory around here."

Beware the Chargers.

## Philip Rivers Makes Special Airport Trip to Greet this New Chargers Coach

*By Ricky Henne  
Chargers.com  
Monday, February 13, 2017 12:38 PM PST*

It's common practice for someone from a team's front office to pick up players or coaches from the airport when they land.

However, it's not often that a player, let alone your Pro Bowl, superstar quarterback offers to make the trip. Yet that's what happened when the Chargers hired Pat Meyer.

Philip Rivers boasts a personal relationship with the new offensive line coach that spans nearly

two decades. It dates back to the first moments the quarterback stepped foot on NC State's campus as a true freshman.

"I met Pat when I was 18 years old at NC State going down the stairs at our facility there for the first time," Rivers recalled. "He was our strength coach there, and we hit it off. He's been a line coach now at a couple different places. He's just a heck of a coach! It's all about family and football with him, and he'll fit in just fine with us."

Meyer vividly recalls their first meeting as well.

"I remember meeting him the first time walking down the stairs coming into the weight room," he said. "He was a 6-5, 200-pound true freshman coming in and I was thinking, 'This is the guy that is going to lead us? This little skinny guy?'"

It didn't take long for Rivers to win him, and the rest of the Wolfpack, over.

"He is what you think of as a true pro. He is what you want in a quarterback. I knew he was special from his first game as a freshman right when he started taking over. His dad is a longtime coach and coached him up. Guys like Philip are very few and far between. There are only a select few who are like that. You only come across those once in a great while that do everything he can. Who can perform on the field and have the knowledge of everything (of) not only what he does, but what the running back is supposed to do, what that wide receiver has for his alignment, what the left guard is supposed to do and so on. He was special."

The pair has kept in close contact for the past 18 years. Number 17 spent time with Meyer and his family in Colorado a few years ago, and they've shared other visits across the country since he left campus.

However, they never could have imagined they'd wind up together in Los Angeles.

Meyer joins the Bolts after spending the last two seasons in Buffalo. He served as a Football Operations Consultant in 2015, focusing on the offensive line as they led the NFL in rushing yards (2,432) and yards per carry (4.78). In 2016 he was the team's offensive assistant, and the Bills once again thrived pounding the rock, leading the NFL in rushing yards (2,630), yards per game (164.4) and yards per carry (5.3).

It was during Meyer's time in Buffalo that he grew close with the Chargers new head coach. It didn't take long for him to realize Anthony Lynn had the makings to be in the top spot, and he strongly believes he'll bring those same qualities to Los Angeles.

"Anthony is a great leader," Meyer said. "He knows how to relate to the players, so he is going to have good control over the room in a positive way. He will be disciplined in what he does, he will be structured and he will be organized. And he's great to work with. It's a good environment. I have seen both sides of Anthony, where we have been peers as position coaches, then he became the coordinator and then became the boss (as Interim Head Coach). Obviously, he is the head coach now. Anthony is a good guy. He is tough, but he is fair. He is an ex-player too so he knows both sides of it, which is important."

Meyer joined Buffalo after spending the 2013-14 seasons in Chicago coaching the Bears' offensive line. He made the jump to the NFL after one year in the Canadian Football League as the Montreal Alouettes' Offensive Coordinator and Offensive Line Coach. Prior to that, he spent 14 years in the college ranks, including his stint at NC State as Director of Strength and Conditioning.

Although he's spent time in various fields over his 20 years of coaching, Meyer has always been an offensive line guy at heart. Nonetheless, his time working in other areas helped mold his O-Line philosophies into what they are today. That's especially the case for his decade working in strength and conditioning.

"My background is in strength and conditioning for 10 seasons collegiately, but I have always been involved in offensive line play. I was an offensive line player since

I was six years old, and have always been involved and the strength and conditioning background part of it helped me learn how to handle players, push the right buttons on certain players and how to handle different situations, that type of stuff. As a coach I believe in fundamentals and technique is what wins, it really does. I will learn these guys, they will learn me and there will be a time when we learn to trust each other and do the right stuff in the room and learn the different techniques because it is going to be a little different."

While Meyer has a close relationship with Rivers, the other players on the roster are mainly strangers to him. From the moment he's arrived, he's locked himself in his office, pouring over film to best learn his new offensive linemen.

"I've just been watching film and getting to know what (each guy's) strengths and weaknesses are off the film. Obviously I haven't gotten to meet any of them yet, but just watching them and seeing how they react to things (is helpful). Not only, how does the game go but does he play the same in the fourth quarter as he does the first quarter? Does he play the same when we are down 20 points vs. when we are up 20. Just seeing their strengths and deficiencies and how we can work to strengthen both of them."

As for number 17, while they may be close friends, he will be strictly business when they are on field.

"It'll be neat to watch him again," Meyer said. "Obviously I have a prior relationship with him, but I am coaching the line. He is the quarterback and we will have to get on the same page on a lot of things. It'll be fun. The quarterback, he drives everything. Anytime you have a quarterback like Philip you have a chance to have a successful team."

## For Philip Rivers, going with the flow comes easy

*By Sam Farmer  
Los Angeles Times  
September 3, 2017 at 8:00 am*

The most impressive drive of Philip Rivers' NFL career was far longer than a football field.

It happened during the offseason several years ago on a stormy weekend in San Diego. Rivers, All-Pro quarterback of the Chargers, had promised to speak at a Catholic retreat in Phoenix. The weather was nasty, though, and he worried his flight might be canceled.

So without flinching, Rivers hopped in the car, drove to Arizona, gave the talk, then drove home the same day.

He's galaxies removed from the stereotype of a sports prima donna.

"I told them I was going to be there," said Rivers, 35. "I was going to get there." Rivers is nothing if not honor-bound. He was that way when he got married as a freshman at North Carolina State, not only asking for the permission of Tiffany's dad but of his football coach. He was that way in 2008, when he played through the pain of a torn ACL in the conference championship game at New England. And he's that way today, as the father of eight who will live in San Diego and make the daily commute to Costa Mesa and Carson for practices and games.

Just as he is true to his word, this country boy is true to his roots. He grew up in Decatur, Ala., then played at North Carolina State before coming to San Diego in 2004. "It was tough at first," he said of adjusting to a West Coast lifestyle. "It took time, being from Alabama and then spending those four years in Raleigh. It took time to really dig into San Diego as a family. It was like, 'We'll be out here a little while, and then we're going back.'"

"Then after a while, it's like, 'Gosh, this is home.' We have more and more children born here, then with your church and community, you get more entrenched that way."

In a roiling San Diego market bitterly angry and disappointed about their franchise bolting after 56 years, Rivers still could be elected mayor in a landslide. It's clear that he's disappointed he had to leave — as evidenced by the decision to not uproot his family — yet he has been unwaveringly loyal to the team.

"He's very pure, pure of thought, pure of intention," said former Chargers Pro Bowl center Nick Hardwick, who came in as a rookie with Rivers in 2004 and played with him for a decade. "He's very comfortable with himself. Everything you see is sincerity and honesty. There's no pretense about him at all. It's very endearing, maintaining that humble nature while also being a superstar."

Both of the NFL teams in Los Angeles have players who are well known in football circles. The Rams have Todd Gurley, Aaron Donald, No. 1 pick Jared Goff. The Chargers have Joey Bosa, Keenan Allen, Melvin Gordon and Jason Verrett. But Rivers and tight end Antonio Gates are the only ones who have been household names longer than a few years, players even casual fans are sure to recognize.

In that sense, no NFL quarterback is more important to his team than Rivers. He is essential on and off the field to a franchise looking to build an L.A. fan base from scratch. And the paradox of that is, Rivers is the last guy to go looking for the spotlight.

"I'll never forget when I was first drafted here and they had the rookie premier at the

Coliseum," Rivers said, referring to the annual event during which the first-round picks are photographed for trading cards.

"I remember driving up and seeing the signs to Los Angeles and feeling like, 'Where am I? This is crazy!' I remember calling my dad and saying, 'Dad, I'm on 5 North and it says Los Angeles.'"

"My dad has never been to Los Angeles, California. Ever. He'll be 70 in two years. To me it's like, that's a faraway land. Now, I'm playing there. So in a lot of ways I feel like, 'You don't fit up there.' But it's just about being myself. That's the only thing I've known."

"I remember when we came up for that first thing in Inglewood and I was like, 'Hope y'all are OK with cowboy boots and blue jeans.' That's just all I know."

Well, he knows cleats and pads too. He needs 4,167 yards passing to become the seventh player in NFL history to reach 50,000. He has 3,811 completions and needs 189 more to become the eighth player with at least 4,000.

What's more, Gates needs one receiving touchdown to set the NFL record for the most by a tight end. He's currently tied with the retired Tony Gonzalez with 111. Gates and Rivers, whose careers are inexorably linked, almost think with one mind on the field.

"It's like a marriage," Gates said. "I just know certain looks, certain things that we've talked about for a decade. When we get in those situations again, he may look at me and say, 'Stay skinny!' or, 'Keep your width!' Whatever it is, it's verbal sometimes, it's non-verbal sometimes. It's like we're thinking for each other."

One of the aspects of Rivers' game that's so rare, offensive coordinator Ken Whisenhunt said, is his pinpoint accuracy when on the move.

"The accuracy on adjusted throws is what sets him apart," Whisenhunt said. "He sees the defense, he makes great throws, he makes throws down the field. When he's throwing it down to the back, and the back's moving left to right, or right to left, even when Philip has to move to avoid the rush, the ball is in a position where the back can keep running." That entails feeling pressure, even when a quarterback can't see it, which Whisenhunt compares to fluidly navigating heavy traffic at high speeds. "If you're driving down the road on the 405, and you've got cars all around you, and there's a tire rolling right at you, you've got to avoid it," the coach said. "He knows where every car is, and then he can make sure that he gets through without hitting that tire. Some guys have that vision."

This season, for the first time, Rivers won't be behind the actual wheel much. He and backup quarterback Kellen Clemens, his close friend, will have a driver take them daily from their nearby homes in San Diego's North County to the Chargers practice facility in Costa Mesa. Although he's not entirely comfortable being chauffeured, Rivers figures that will be like a quarterbacks meeting on wheels.

"It will take some adjusting," he said, "but for me, that was the only way to do it. If I was going to be behind the wheel, I would have felt like I

was slighting my preparation. I'll still get home at close to normal time."

A few years ago, the Chargers adopted a team motto, the Latin phrase "Nunc Coepi," which means, "Now, I begin." It's a reminder that a fresh start is always at hand. That resonates with him now more than ever. "No question, this is a new beginning," he said. "To me, it's truly again and again — every practice, every play, every day. It's more and more real to me every year. In the football world, how many more times am I going to get a chance to begin again? I don't know. Definitely on the back nine. I really am excited. It's been about as smooth as it can go. It's kind of a new beginning. Just embrace it three to five years, and let's see." Still, San Diego is not far from his heart. In his garage are a trio of connected padded seats. It's where he used to sit every day for quarterback meetings at the now-dismantled Chargers Park.

"At some point, it will be kind of cool to set them up in a room somewhere," he said.

But not now. This road warrior still has miles to go.

## Philip Rivers' new ride allows him to stay home

*By Kevin Acee  
San Diego Union-Tribune  
September 4, 2017 at 10:00 am*

As the 73 toll road turned into Interstate 5 and San Juan Capistrano and then San Clemente sped by unseen, Philip Rivers and Kellen Clemens watched tape of the Denver Broncos defense and then a little of the San Francisco 49ers defense.

It was the last Monday in August, the return leg of the first round trip for the Riversmobile, an SUV that has been gutted and turned into what the Chargers starting quarterback calls the "best QB room I've ever been in."

The season opener against the Broncos was two weeks away, and there is only so much preseason tape can help. Even with the trip going faster than expected.

Soon Camp Pendleton was on either side of them and then Oceanside.

They clicked over to catch up on the news and were watching ESPN when the SUV slowed to take the North County exit that would deliver the Chargers' QB1 and QB2 to the Rivers' driveway just before 5:40 p.m.

"An hour and 18 minutes," Rivers said later. "Which is nothing."

Rivers and Clemens shared a laugh as they neared their destination.

"There may be some days," Rivers said. "where we're hoping to get in a little traffic because we have more work to do."

This is how Rivers, a Charger since 2004, didn't have to relocate even though his team did.

In order to remain a San Diegan, Rivers invested in just about the most L.A. vehicle ever.

Three days a week during the season he will make the commute from his San Diego home to the Chargers' Costa Mesa facility. It's a trek many know too well — and dread.

Rivers will do it in a different, more efficient manner.

Essentially, his mode of transportation is a mobile man cave with the seats like those in a first class airplane set side-by-side in the back facing forward, plenty of room for a 6-foot-5 quarterback to fully recline while watching film on the 40-inch television screen separating the front seat and rear cabin. There is satellite TV, WiFi and a small refrigerator Rivers would rather you call a cooler. For upwards of \$200,000 (plus a driver's salary), anyone can make the freeway melt away.

This is the purview of CEOs and agents and directors and the kind of lawyers who charge \$1,000 an hour.

As Tiffany Rivers asked her husband after he reported with glee how well his first trip had gone, "Do you feel like a king?"

The answer, a little bit, was affirmative.

But be sure, this was an investment made only after much investigation and introspection, for the right reasons.

"My two biggest things were my family time and my preparation and what I owe this football team," Rivers said. "I was not going to sacrifice either of them in any big proportion. I can look at all the pluses and minuses and say, 'OK. This does it.' This allows me to get home in the 6 to 7 hour, which is when I got home the last 11 years, and it allows me to watch all or more of the film I watched before."

Just like his new vehicle, which requires close inspection from the outside to notice any modification that makes it different from a standard SUV, this commitment involved grappling with both reality and perception for Rivers.

"I don't want it to be, 'He's stuck in a car all day, maybe that's why he struggled,'" he said. "Come on."

Come on, indeed. This is being done out of necessity, because the large and young Rivers family has roots it did not want to tear. And it can afford not to.

Still, we're talking about a man who likes frills the way he likes interceptions. Rivers lives as about as modestly as one can when his career earnings are bumping up against \$200 million.

His primary mode of transportation is a 2008 Ford F250. He wears cowboy boots — real ones, plain brown, nothing made of a swamp creature or rare bird. His dress shirts are Western cut and have shiny buttons.

The Rivers family spent hours searching Orange County, touring schools and homes. They looked at eight of the latter.

"Every time we started driving back home," Rivers said, "it was like, 'Gosh!' We had the feeling of 'Ohhhh.' ... You look around (when house hunting) and you kind of get excited. You know, 'That's a neat neighborhood.' Then we'd

be driving home and we'd get to about Carlsbad and say, 'Gosh! I feel like we're going home.' It just felt that way."

The ties to San Diego were almost 13 years in the making. Rivers and his wife got to thinking about doctors and dentists and friends and sports teams and schools and all that would go into changing those things for eight children — the youngest of which will turn 2 in October, the oldest having just started high school.

"It was literally making me go, 'This is crazy,' " Rivers said. "I know at some point, (players) have to move. I know it's life for a lot of people. People have to move all the time."

It's not Rivers' fault he has the means to make a 90-minute commute comfortable and productive. It's actually admirable that he wanted to do so.

"We're just so thankful for what we have," Rivers said. "That's why we didn't want it to change."

With staying in San Diego as the end, the first option considered was carpooling with Clemens, just as they did when the Chargers were in San Diego. This would be 70 extra miles, but maybe if they traded off driving duties it wouldn't be so bad.

"After about a day or two of seeing what that looks like it was, 'No way,' " Rivers said. "No way I'd be behind the wheel for three hours a day and feel like I'm preparing. I'm wasting three hours. It's just different. It takes a different toll on you."

Then he considered maybe a simple conversion of the family's Sprinter van, the one that Tiffany Rivers uses to tote around eight kids.

"She was like, 'You're taking our family's car?' " Rivers recalled his wife saying.

What about a helicopter?

"That was about 15 minutes of me doing an Internet search and five more minutes with me wondering, 'What in the world am I thinking about this for?' I've never been in one in my life. ... Plus, unless it could pick me up in my neighborhood and land on the practice field, it wasn't going to be that much faster."

So Rivers did another Internet search. He typed "mobile offices southern california" into Google. He found a company in Oxnard that caters to Hollywood types and CEOs.

Even then, his thought was to go used.

Convinced he needed something specific to his needs, he still leaned heavily toward basic.

"I really just need a TV screen and HDMI, the ability to plug in my computer to the screen," he told the guy at Becker Automotive Design.

But that's not how the high-end automobile conversion market works. It's more of an "If you're going to do it, do it right" kind of market. And there had to be a thought about resale.

"If this doesn't go as smooth as I think," Rivers said. "I need to be able to sell it."

Someday he will need to unload the vehicle anyway.

"If this was year five for me, we'd move," Rivers said. "We'd want to stay in the same city, but I'd have a long way to go. You don't know. ... This is the home stretch. I could have five years. I'm only signed up for three."

So in the meantime, should it keep going like that Monday test run, Rivers has hopes of being back in San Diego in time to help pick up the kids from school on Fridays the team has a home game.

Home, even with a new home.

## An Open Letter to All NFL Players: Let's Get Organized

*By Russell Okung  
Players Tribune  
October 13, 2017*

Fellow NFL Players,

By now you've likely read the commissioner's letter addressed to NFL executives and have seen reports about the league's upcoming meetings. It occurs to me that any attempt to respond collectively as players is complicated by numerous challenges, and that our options for speaking with one voice are limited. This means we can either wait until we receive our respective marching orders, speak up individually, or find a way to collaborate and exercise our agency as the lifeblood of the league.

Over the past few years, I've thought a lot about how we might have a meaningful conversation together. I wish it were as simple as public perception would have you believe — that we all have each other's cellphone numbers and hang out together on a regular basis. Since that's not the case, I hope this letter reaches as many active players as possible, and serves as a catalyst to convene a conversation among those of us who are uncomfortable having important decisions made without us in the room.

Things have clearly gotten out of control. As a pragmatist, I will admit, I initially doubted the merits of Colin Kaepernick's protest and questioned his strategy.

I was wrong.

There is now no doubt in my mind that what he did last season was a courageous, prophetic, self-sacrificial act that has captivated a nation and inspired a powerful movement.

If I had his cellphone number, I would tell him that.

As Kap's message has now been distorted, co-opted and used to further divide us along the very racial lines he was highlighting, we as players have a responsibility to come together and respond collectively. But how can this happen practically?

The uncharted territory we're dealing with requires us to innovate if we are to effectuate any meaningful change — if we are to look back at this moment with pride when our grandkids ask us one day how we responded to the circumstances we now face. This requires some sober self-reflection and a greater awareness of what is limiting our effectiveness.

Ours is a unique dynamic. The NFL Players Association, for better or worse, is limited in its capacity to "unify" our interests. Unlike a traditional labor union, the foundational nature of our relationship to each other is defined by fierce competition and learned opposition. The system is designed to keep us divided and to stifle our attempts to collaborate — we're made to see each other as the enemy. Indeed the system celebrates when it puts us at odds with one another.

As a competitor who loves the game, I can appreciate this aspect of the league to a certain extent. But the current controversy is obviously about much more than football.

Currently, the will of the players who align with Kap's message is being diluted. Rather than our collective voice prevailing in a way that spans the league, you are seeing individual teams respond separately to the protest in 32 different ways. It's telling that these decisions are being made at the team level and not being driven by the interests of the players collectively. Some teams are standing and locking arms. Some are staying in the locker room. And some are now being banned from protesting altogether. While many of us can be grateful that our ownership groups don't take direct orders from the President, we are also aware that the owners are much more united than we are as players.

Player protests have caused such a disturbance that the NFL has now chimed in and prioritized discussions on this topic for next week's meetings.

Owners have the ability to quickly and efficiently communicate, collaborate and align their objectives to serve the broader interests of the shield. By and large, they are carrying out a strategy to this end, regardless of how it impacts us as players and regardless of how much it reflects our actual will. I don't mean this to sound disparaging or suspicious of all NFL owners. Again, it's just an observation of how the system is designed. It is, in many ways, what we all signed up for.

While I don't have all the answers as to how to ensure we are not robbed of this moment, I am convinced that we will never make progress if we do not find a way to come together and take action that represents the will of the players. What we have is strength in numbers. But our strength is currently not being leveraged because we have no means of direct communication that is not — in some way, shape or form — controlled, monitored or manipulated by outside forces.

So here's my idea: Let's open up a line of communication just between us, and be ready to respond with one voice as players. Let's transcend the "natural" divisions that have been defined by the league and sanitized by a fictional narrative of competition above all else.

Now, I can't exactly put my phone number or email address in this letter for obvious reasons. But there's another way to start moving things forward. I'm going to initially lean on Twitter, the preferred social tool of our day, and attempt to connect us with each other. If you follow me (@RussellOkung), I will follow back and DM you next steps for collaboration. From there, we can build out and discuss options for a better way to communicate with one another going forward.

Again, I don't have all the answers, but I'm hoping to help facilitate some practical next steps by first addressing our limited ability to communicate.

I look forward to hearing from you on the President's favorite medium. Until then, stay strong.

## Russell Okung's mission to protect the quarterback

*By Dennis Freeman  
News4usonline.com  
September 13, 2017*

COSTA MESA, CA—Russell Okung is a big man. At 6-foot-5 and 310 pounds, Okung is big enough to slap down Big Foot. That's why the Los Angeles Chargers made a push to sign the veteran offensive tackle during free agency.

Coach Anthony Lynn and the Chargers got their man, inking the much-hyped Okung to a four-year, \$53 million deal back in the spring. But for that agreement to take place, there was mutual admiration of the Chargers on Okung's part to make the deal a reality.

"Even in the past, we just knew they were always a really talented team," Okung said after a Chargers training camp practice during the summer. "Hopefully, I can bring something helpful to the guys here. I saw what coach Lynn was doing, and I was immediately sold on who he was as a person and what he was going to do as a coach. What we're doing now is indicative of what our success will be. I'm all the way in."

Landing Okung is a big deal for the Chargers and Lynn. With an aging quarterback in Philip Rivers, who can still zing it all over the football field, and a promising rushing attack with a young runner in Melvin Gordon, the Chargers needed to not only shore up its offensive line, they needed to put in place dynamic pieces that will push their offensive firepower.

A good start would be with a talented run-blocker and a ferocious pass protector. For the Chargers' sake, they have both attributes in Okung. There are not too many players at his position in the National Football League (NFL) that are as good as Okung. He was the anchor to the Seattle Seahawks' offensive line during the team's back-to-back Super Bowl appearances.

Last season, Okung found himself in a Denver Broncos uniform, dropping pancakes and making space for the likes of quarterbacks Brock Osweiler and Trevor Siemian. With a multi-year pact with the Chargers established, Okung is now firmly entrenched to getting down to the business of pass protection and run-block dominance.

The Chargers can benefit from Okung's method of laying hands on opposing defensive linemen in more ways than one. The last time the Chargers had a running back go over the 1,000-yard rushing mark was in 2013 when Ryan Mathews galloped his way to 1,255 yards.

When it comes to having his backside protected, it's a good bet that Rivers might have a little bit more confidence that he has Okung in front of him as that moving wall keeping him from harm's way. Against Von Miller and the

Broncos' quarterback rodeo crew on Monday Night Football to open their 2017 NFL season, the Chargers offensive line surrendered only one sack.

Considering that Miller and the Broncos recorded at least 93 quarterback hurries in 2016, according to SportingCharts.com, that's almost light years better than what Rivers has had to go through in the past few years. Since 2012, Rivers have been sacked (including the Chargers' 2017 season-opener) 242 times. That's a lot of time for a quarterback to be on his backside.

To help cancel out this problem, the Chargers brought in Okung and drafted rookies Dan Feeney and Forrest Lamp in order try to fix this issue. If the head-to-head matchup with the pass-rush happy Broncos is any type of barometer, the Chargers looks like clear winners on this platform. The chemistry jelling of the team's offensive line should not be understated or dismissed.

By hanging out with his O-line buddies and getting more acquainted them and with their families, Okung said the rapport between teammates will carry itself out on the field.

"It comes down to trust," said Okung. "Like any relationship, I trust somebody to do their job, and they trust me to do my job as well, too. When you're dependable, everybody has success."

Don't expect Okung to take all the credit for the offensive line's re-birth. The success of any offensive line is not dependent on individual achievement. It's group success or bust.

"It's always been all of us collectively working together on every single play. There is no one offensive lineman who has a great game," Okung said. "That's not going to happen. Usually, it comes down to a lot of things. It comes down to participation and understanding where your help is."

Okung spent the first six years of his career with the Seahawks, four of them sliding up and down the field trying to shield the scrambling Russell Wilson from taking too many hits. Rivers is a more stationary, throwback-type quarterback who doesn't have a choice but to stand in the pocket.

To Okung, the styles may be different, but keeping defenders off the quarterback is in the same job description.

"Philip (Rivers) is definitely a more pure pocket passer, and his understanding of concepts, in terms of really relying on the throwing game...It's amazing. I've never seen anything like it," Okung said. "Russell is different. He has a different way of playing. The offenses are completely different as well. Also, with (offensive coordinator) Ken (Whisenhunt), you have to know a lot and understand a lot of different things as well."

Part of that understanding is knowing that as offensive linemen, you live in a world of anonymity.

"We don't have as much notoriety," Okung said. "Nobody cares about our stats. We don't have stats. What's more important is that we're more of unsung heroes. Nobody talks about us until

we're doing bad. If they're not talking about us, we're doing our jobs."

## Chargers have to do better job making San Diegans feel welcome

By Eric Williams  
ESPN.com  
February 2, 2018

COSTA MESA, Calif. -- A year after relocating the team to Los Angeles -- and with many fans in San Diego still bitter and angry about the team's move and how it was handled -- Los Angeles Chargers president of business operations A.G. Spanos said the franchise has to re-engage with fans in their former market.

"We have got to do a better job as an organization to make them feel welcome," Spanos said during an appearance on Xtra 1360 Fox Sports San Diego. "I think that's the headline here. More than anything, we are for Chargers fans everywhere."

"I think a lot of the feedback is that they feel excluded, and we've got to listen. We've got to do a better job of responding, and creating a better invitation."

Spanos said ways the team can begin to repair that relationship are to be good community partners off the field and play well on the field.

The Chargers remain involved with charitable causes in San Diego, including the Make-A-Wish foundation, along with community outreach director Dick Lewis' continued effort to feed the homeless.

"Any time you relocate an NFL team it's going to be very emotional for a lot of people," said John Spanos, president of football operations for the Chargers. "So I think no matter how you do it, that aspect is not going to change. I think this past year was a great success for us, while fully recognizing the tremendous emotion in San Diego, and I completely validate that and empathize with that as well."

"But we are really excited about our future, and it's been encouraging to see the support we've gotten from our fans in San Diego."

John Spanos said in 2017 the most people in franchise history watched the Chargers on television when you combined the numbers from the San Diego and Los Angeles TV markets, and merchandise sales were up from 2016.

A.G. Spanos also addressed the issues in making the transition from the 27,000-seat StubHub Center to a much larger facility when the new Inglewood Stadium opens in 2020.

"I've been asked a lot about the question of this trend of the NFL moving to smaller facilities," A.G. Spanos said. "And my answer to that is no, not necessarily. What it is really about is experience. People want a great experience."

"We know how great the experience is to watch NFL football on TV in the comforts of home, so the bar is so high to come to a venue at a game. People want a great experience, and in a smaller venue it's a little easier to do that. There are fewer lines to use the restroom in the stadium and parking is a bit easier. But with the

new facility the goal is still every seat is going to be a great seat."

A.G. Spanos said the Chargers have committed to play two international games over the next two years, including the team's game against the Tennessee Titans in London in 2018. He also said there's no chance the team plays a preseason game in San Diego because SDCCU Stadium is no longer NFL compliant.

As far as on the field, John Spanos said he was pleased with the way the Chargers finished after a 0-4 start, winning nine of 12 in going 9-7 and barely missing the playoffs.

And with Philip Rivers having one of his best seasons as a pro at 36 years old, while the Chargers have to consider a succession plan for the aging Pro Bowler, Spanos believes the North Carolina State product still has gas left in the tank.

"I know this: He feels great physically," John Spanos said. "And I think this last year, just with the transition and everything, it went better than he even thought it would. I know he's really fired up for next year."

"Obviously, it's a year-by-year thing, and we're on the back nine and down the home stretch for sure. I think he's used the phrase, 'A handful of years left.' And that can be up for interpretation on what that means."

## Sean McGrath's Affinity for Art

By Hayley Elwood  
Los Angeles Chargers  
Friday, July 21, 2017 4:15 pm

When he's not blocking or catching passes on the field, you can find Sean McGrath practicing one of his favorite hobbies: art.

The tight end has been showcasing his creative side ever since he was he was a kid. Growing up in Chicago, he was used to arts having a front and center role in the city's culture. Being influenced by his grandma, who graduated from the art institute, McGrath got his BFA in studio art from Henderson State University.

What is it about the hobby that McGrath loves so much?

"It keeps your brain active," McGrath said. "Anything you can do to get the wheels turning and have it not (always) be about football I think keeps you fresh and on your toes. Especially with the creative side of your brain. It keeps you balanced."

While he's passionate about football, McGrath is well aware NFL careers can be short lived. Having come into the league as an undrafted free agent in 2012, he bounced around a few teams before finding a home with the Chargers halfway through the 2015 season. Despite appearing in 16 games a season ago for the Bolts, he's cultivating his passion for his second career down the line.

"For a lot of guys, it's football, football, football. A lot of times when it comes down to it, the 'Not for Long' is a different (meaning) for the NFL acronym. It's always good to have something to fall back on whether it's art, finance or whatever you decided to get your degree in. It's

important. So, to be able to practice it while I'm at such a young age having this position is good."

Art mediums hold no bounds for McGrath. From sculpture to sketches, he can do it. He even sometimes draws his teammates on the plane.

But, one of his favorite things to do is go to the beach and sketch people on the fly. Who knows? You may just be the next recipient of a McGrath original.

"I usually go to the beach because there are more bodies there. I call it 'sniping' because I sit there and draw people. I'll sketch the whole scene and it's kind of cool. I'll draw the scene and if I see a couple or family enjoying the sunset, I like to capture moments like that. I'll draw, rip it out and give it to them. I always try to get my karma points and do something nice for people! It's all about staying inspired and trying to inspire other people on a daily basis."

## Inside the Chargers Move to Los Angeles and the Importance of 'Building Home Field Advantage'

*By Debbie Emery  
The Wrap  
October 15, 2017 at 2:48 pm*

It's been an eventful year for the Los Angeles Chargers but things are looking up for the city's second NFL team.

After it was announced in January that the Chargers would be moving north from San Diego to L.A., Philip Rivers and his players are firmly settled in Carson, California, playing at the StubHub Center.

While some fans questioned the decision to play in a 27,000 capacity stadium that is most commonly used for MLS soccer (compared to the L.A. Rams' temporary home of the Los Angeles Memorial Coliseum, which can fit over 93,000), TheWrap learned from two team executive why this is exactly what the Chargers need at this time in their evolution.

Moving an entire NFL franchise to a new city is no easy feat, even if it is only 120 miles directly north, as the Chargers organization learned when they packed up shop in the off season.

"It was a lot to take on at once, moving the team headquarters, finding a new place to host training camp, then of course, getting the StubHub Center ready to host NFL football," A.G. Spanos, President of Business Operations and oldest son of Chargers' owner Dean Spanos, told TheWrap. "That was three major projects on top of our entire staff relocating. It was just a lot."

The Chargers originally called L.A. home in 1960, but having played in San Diego's ailing Qualcomm Stadium since 1970, such a big change is a culture shock while they wait for the shiny new \$2.6 billion stadium that they'll share with the Rams opens in 2020.

Now that they are settled — entering into Week 6 of the season with one win over the New York Giants under their belt — Spanos thinks the

StubHub Center is the best possible location for them for the next three years.

"We're here for the fans and they love the environment. It's a small stadium but it keeps the energy inside the bowl," he said. "We have really made an investment in the fan experience. We've added a new digital board, we've added a new ribbon board, which all play into the game presentation. We've been very pleased with the reaction from the crowd."

While StubHub has been used for everything from soccer and the CrossFit Games to tennis and professional bull riding, there'd never been NFL played there before, but teaming up with entertainment and sports group AEG (which also owns the Staples Center) has been a huge help.

"AEG has been a great partner to work with, I give them a lot of credit for getting this stadium ready to host NFL football and to do it in such a way that the Chargers are home. It is a stadium that our fans can be proud of and enjoy coming to," Spanos said.

While there was the inevitable grumbles from San Diego natives when the team announced they were moving (including one upset fan who actually egged the team office), their original fan base is coming around as a new one is dawning.

"Word of mouth has been great, obviously the record kind of overshadows everything [the Chargers are 1-4 heading into Sunday's game against the Oakland Raiders] but from a game experience standpoint, our fans have given us really high marks, which is great to hear," Spanos said.

Mark Tamar, Vice President of Fan Experience, has been one of the people instrumental in making Sundays the best day of the week again, and he said the size of StubHub "adds a uniqueness to it — and it is also a strength for us because we get to touch our audience in such a quicker, easier and face-to-face way," he told TheWrap.

"For example, when we blow off our flame towers, everyone can feel the heat of those flames. Our videos don't need closed captions because people can read and see them, our audio is a lot easier to understand, and when we do shows at halftime, everyone is tuned to what is happening compared to other stadiums where things get lost," Tamar explained.

The most challenging thing has been figuring out who our fan base is, he continued, "what gets them fired up and what gets them energized and supporting our team. It is building that home field advantage that every team needs."

And to achieve that, "number one, you establish an entertaining environment for them, you make sure they're informed on what is going on in the game, then you find the right times to ask them to bring out as much energy as possible," Tamar said.

"So third downs for example, on defense. That is when you need them to step up. So you choose your moments, you educate, then you put all that together and that is usually what gets them into what you're doing and supportive."

Those lucky enough to have access to the premium seats in the Jim Beam Champions lounge actually get to see the players walking past (within hands' reach, but please, no touching!) onto the field, and really feel like a part of the action.

While many sports analysts — and even veteran QB Rivers — pointed out that there were a lot of Philadelphia Eagles fans in the house when then teams played earlier this month, the Chargers expected that. "L.A. is a melting pot," Tamar told TheWrap, "There's nothing wrong with opposing team fans. That builds energy, it gets people excited."

"And our Charger fans are a very proud group, so when they hear other fans cheer, you'll see them come back loudly."

Helping the community has also been important, he explained. "Our players have done a lot for hurricane relief, they've been out in Hollywood doing canned food drives."

Having Rivers, who has been with the Chargers for his entire career since joining the NFL in 2004, has been a huge benefit for a team in flux as well. "Philip is a rock for us, he is a perennial All-Star, an All-Pro, and is a quality human being. He is a great mentor to his kids, to the rookies on the team. He provides a lot of stability so we really rely on him."

The Chargers upcoming joint mega-stadium with the Rams is already under construction and is set to dwarf even the Cowboys' AT+T Stadium in terms of facilities and Hollywood glamour. And while "it will be an amazing building and we're excited to be there, these three years at StubHub give us the opportunity to build a relationship the way we can't do in a super big stadium," Tamar said. "We're able to get very tight with this fan base who we consider our best fans. As we develop that relationship, hopefully it will transfer into a new building."

In the meantime, all NFL teams have had to respond to President Trump's comments against players and the subsequent wave of national anthem protests, which A.G. Spanos described as "unprecedented times."

"It was very emotional for a lot of our players, they were receiving directions from friends and loved ones on what to do or what not to do," he said. "Ultimately our team stood arm in arm in a sign of unity. It is tough times and we're looking forward to it bringing us together." The L.A. Chargers next face the Raiders in Oakland this Sunday at 1:25 p.m. PT.

## L.A. Chargers betting that smaller stadium is better, and CBS' Amy Trask agrees

*By David Steele  
Sporting News  
September 17, 2017*

The Los Angeles Chargers are making a mockery of NFL standards for stadiums by playing their first season back in L.A. in a 27,000-seat soccer stadium a half-hour south of downtown.

Or ... the Chargers are ahead of their time, proving the wisdom of the "petite stadium"

theory that gives game attendance all the comforts of watching from home.

Which one is true depends on whom you talk to, and the Chargers' 2017 regular-season debut against the Dolphins on Sunday at Carson's StubHub Center — the 14-year-old home of the MLS L.A. Galaxy — has plenty talking.

Not all have been positive, and the crowd predictions have not been, either. Although the team sold out of season tickets in March, the preseason turnouts at the StubHub Center were tiny. As of Friday morning, there were hundreds of tickets available for as low as \$97 on the various resale sites.

The ridicule many have for the venue is epitomized by Chargers Hall of Famer and current CBS game analyst Dan Fouts. "It is embarrassing, I think, for both the Chargers and the National Football League, to be playing in a 27,000-seat stadium," Fouts told a Los Angeles radio station last month, after he had broadcast the team's two preseason home games.

However, if you talked to CBS NFL studio analyst Amy Trask, you know about the "petite stadium" idea she's advanced since her days as Raiders CEO — and heard that downsizing stadiums instead of expanding them makes fiscal sense for teams and municipalities, and a better, almost arena-like experience for spectators. With the level of stadium roulette and escalating taxpayer costs taking place in several cities, Trask sees this as an idea the whole league could adopt.

"I think their decision to play at StubHub Center is very, very smart," Trask told Sporting News. "I don't know for a fact that they planned it this way, but there are a number of reasons why this is the way they should go with this move."

At the top of that list is the amenities possible in, as she said, "a bite-sized stadium."

"You can make a petite stadium resemble the living-room experience more so than you can in a large-sized stadium," Trask said. "Ordering food right to your seat, shopping right at your seat. Having tablets available right at the seat. Think about the problems the big stadiums have with making wi-fi available and operating throughout the whole building — that's much less of a problem with a smaller stadium, and it serves what fans want."

There's also the way a smaller stadium "inverts the supply-demand ratio," she added.

In a way, the Chargers have already applied that theory: they increased season-ticket prices by roughly double what they were in their last season in San Diego's 70,000-seat Qualcomm Stadium.

Tickets would obviously be more in demand, Trask said, and thus more expensive ... "but they don't have to be, because by eliminating the entire third deck (of seats), you've eliminated the expense of paying for the stadium and of maintaining and marketing those seats."

Meanwhile, she said, playing away from central L.A. and further to the south — closer both to their old (albeit embittered) home city and to the lucrative Orange County region — taps into a market the Chargers would be smart to nourish,

especially while competing with the Rams and their traditional fan base.

"I don't consider it smart for just those (three) years; I think the reasons I've offered transcend those (three) years," Trask said.

Of course, the Chargers are scheduled to move in 2020 (the original planned opening was delayed a year) to the Hollywood Park stadium they'll share with the Rams; that future home has a planned capacity of 70,000-plus.

It's the opposite of Trask's scaled-down version, but she still will beat the drum for her vision at every opportunity — and has for years.

"It would have been the perfect solution for Oakland, had they stayed," she said, with a sigh of regret.

She had spoken often about the idea as the Raiders fought with Oakland over building a new stadium. In 2013, her final year with the Raiders, the team proposed a state-of-the-art, 50,000-seat replacement for the current, outdated Oakland Alameda Coliseum. The sides never agreed, though ... and the Raiders are moving to Las Vegas and a 65,000-seat building in 2020.

Meanwhile, the Chargers officially begin their new L.A. phase in a building about half the capacity of the league's next-smallest venue ... ironically, Oakland's at approximately 53,000 seats.

There's now one credible case for not knocking it until you've tried it.

## Chargers primed for L.A. debut at 27,000-seat StubHub Center

*By Eric Williams  
ESPN.com  
September 16, 2017*

COSTA MESA, Calif. -- They've had two practice runs during preseason play to smooth out the rough edges, so the Los Angeles Chargers are prepared for the their regular-season opener Sunday at the StubHub Center, the 27,000-seat home of Major League Soccer's LA Galaxy.

"We got a taste of it," Chargers quarterback Philip Rivers said. "I think it has a chance to be a real awesome environment, but we've got to do our part on the field."

The Chargers host the Miami Dolphins in the team's return to Los Angeles, where they debuted as a franchise in 1960.

Yes, the Chargers have heard the cackling nationally as tickets remain available just a day before kickoff.

Even in a lame-duck situation last year with fans understanding the team was likely headed to Los Angeles, the Chargers still averaged 57,204 fans in eight games at Qualcomm Stadium. But many of those seats were filled by opposing fans, including a nearly full house of Oakland Raiders fans in the second-to-last home game of the 2016 campaign.

According to ESPN Stats & Information, the average attendance for an NFL game last season was 68,913.

The Chargers understand it will take some time to grow the fan base in Los Angeles, and winning will help sell the product on the field. The Dolphins are the first of three straight home games the Chargers will play at the StubHub Center.

"We're all excited about it," Rivers said. "We're excited about really this one being the first of three in a row. It's really a chance for us to establish ourselves here in L.A. as a team that people want to root for and pull for."

"Certainly, that is important. But being completely honest, we just want to get that first win. That first one is always hard to get, and then you can get on a streak. You talk about making runs and getting hot, you've got to win one before you can win another one. And so we're focused on trying to find a way to beat Miami."

The last time the Chargers played at home in Los Angeles was on Dec. 18, 1960, a 50-43 win over the New York Titans at the Los Angeles Memorial Coliseum to advance to the AFL championship game.

To commemorate the team's return to Los Angeles, six players from the original 1960 Los Angeles Chargers will be recognized on-field and present the organization with an original 1960 team-signed ball to legendary Chargers running back LaDainian Tomlinson.

Tomlinson also will be presented his Pro Football Hall of Fame ring during a halftime ceremony. Tomlinson's Hall of Fame bust will be flown in from Canton for halftime festivities.

Grammy-nominated singer, songwriter and actress Jordin Sparks will perform the national anthem prior to kick.

A Los Angeles native, Chargers defensive tackle Brandon Mebane never thought he'd get an opportunity to play in front of his family in his hometown. But Mebane's father, Walter, and mother, Joyce, will be in the stands Sunday.

"It means a lot," Mebane said. "It means a lot that I'm playing on grass right now -- it's good for the body. My parents get to come to all of the home games, so that's special for them, special for me."

The Chargers hired Mark Tamar as vice president of fan experience to create an electric atmosphere on game days. He has firsthand experience doing that in his former job of head of fan engagement for the Seahawks, home of the "12th Man" and one of the most festive stadium experiences in the NFL.

Tamar said he wants to create a similar experience for Chargers fans at StubHub.

"The thought of playing in a smaller stadium like this is better for game-day presentation and fan interaction, having a close-knit group that you can really deal with on an intimate basis throughout the game and get everyone focused on the same thing at the same time," Tamar said.

The three years at StubHub allows the Chargers a training period to establish the

team's game-day experience before they move to the new facility in Inglewood, according to Tamar.

Like the Seahawks' Blue Thunder, Tamar added a drum line, calling them The Thunder Bolts.

The Chargers also are adding flag runners for pregame player introductions and purchased the cannon from longtime fan Ron Dixon for game-day festivities, part of the experience at games in San Diego since 1961.

"Players love it," Chargers head coach Anthony Lynn said, when asked about StubHub's intimate environment. "Some of those guys were surprised. They even asked [if we could build] an upper deck at StubHub because they liked it so much.

"It was exciting. The fields were outstanding. ... It's one of the best fields I've ever been on."

## How cozy StubHub Center is racing to transform itself into an NFL-worthy home for the Chargers

*By Mike DiGiovanna  
LA Times  
August 10, 2017 at 6:00 am*

The European-style roof atop StubHub Center, made of a fabric designed to contain and reverberate crowd noise, was not in the original design plans for the \$150-million stadium in Carson.

It was added at the last minute, at a cost of \$8 million, by stadium developer and operator AEG on Jurgen Klinsmann's insistence after the former German soccer star and U.S. national-team coach toured the facility before it opened in 2003.

Who knew that 14 years later the tensioned membrane structure, manufactured by Birdair, Inc., would be one of the keys to transforming the 27,000-seat soccer stadium into an NFL-worthy home for the Chargers, who will host the Seattle Seahawks in their first StubHub exhibition game Sunday night?

"Home-field advantage is so important in the NFL, so we're very excited to see whether that structural element can add any benefit to the crowd noise," said A.G. Spanos, president of business operations for the team. "Obviously, it's a small stadium. It seats 27,000. Our goal is to make it sound like 90,000."

If the Chargers rebound from a 5-11 season and challenge for a playoff spot, and if their offense is high-powered and entertaining, their temporary home for three seasons could, at times, sound something like an NFL stadium. It will never look or feel like one, but that isn't necessarily a bad thing.

StubHub's football seating capacity will be less than half of every other NFL stadium. Not since 1965, when the Oakland Raiders played their final season in 22,000-seat Frank Youell Field, has an NFL or AFL team played in a facility this small.

"I think it presents a great opportunity for us to give our fans a very unique experience,"

Spanos said. "Every seat is going to be close to the action by virtue of the size of the venue."

The elevation of the seats in the last row of StubHub Center is lower than the first row of luxury-suite seats in most NFL stadiums. The Chargers will add three rows of field-level bleachers in at least two corners of the end zone, bringing hundreds of fans who can afford the high-priced seats even closer to the action.

A moderate sized crowd looks on from the shaded seats on the West side of StubHub Center as Chargers and Rams practice together.

The proximity of virtually every section to the field will provide a level of intimacy few NFL stadiums can match. Most fans will be able to hear quarterback snap counts and audibles. Coaches screaming on the sidelines and bone-crushing collisions on the field will be within earshot.

"Everybody is so close to the field that every visual sense will be heightened," said Michael Roth, vice president of communications for AEG. "You'll smell some of the sweat, you'll touch the players when they come over the sides, you'll hear them ... it's football for the senses."

Several players raved about their new home after last Saturday's joint practice with the Rams, which attracted about 8,000 fans to StubHub. They could only imagine how the place will feel and sound when it's packed.

"The atmosphere was amazing," defensive end Melvin Ingram said. "It feels like everybody is so close. ... The fans are even more stoked than we are. When you come out here and see them so hyped, I have no choice but to lay it on the line for them."

The Chargers, in conjunction with stadium and league officials, have worked furiously for months to upgrade and adjust the facility to accommodate the larger crowds expected for football, from adding seats, parking, concession stands and restrooms to a massive expansion of the press box.

The bleachers in the second deck on the east side of the stadium were replaced by tip-up seats and moved to the berm on the north side, adding 1,000 seats. A new section of upper-level bleachers, which will seat 330, was erected in the southeast corner of the stadium.

Fans watch from the South side of the stadium as the Chargers and Rams conduct a joint practice.

The 43 luxury suites have been renovated with new seats, furniture, community tables, and engineered hardwood floors instead of dated carpet.

Fans will have use of the restrooms and concession stands at the 8,000-seat tennis stadium next door. A new concession area with food trucks, beer trucks and high-end portable restrooms will be added behind the berm on the north side.

"These are not construction-site portable restrooms," Roth said. "They're movie-studio-set ones."  
Katie Pandolfo, the facility's general manager for 13 years, said most NFL stadiums have a

ratio of 120 fans to one concession-stand point of sale.

"We tried to get even lower than that," Pandolfo said. "We're at 112 to one."

Parking lots will open for tailgating four hours before the game, but tailgating will not be allowed on the lots located on Cal State Dominguez Hills property.

Fans wishing to use public transportation can take free Chargers Express shuttles from the Harbor Gateway Transit Center on the Silver Line and the Del Amo station on the Blue Line. Drop-off will be in front of the stadium.

An official pregame tailgate will begin three hours before games on the plaza concourse on the south side of the stadium, which can accommodate up to 8,000 people.

There will be at least 16 food trucks, featuring a variety of Los Angeles-area vendors, several large-screen televisions for the viewing of early games, an outdoor bar, shade areas and stages for pregame radio and television shows.

The Chargers will have full use of the American Express Stadium club, which seats about 250 on the south side, the 14 cabanas, which seat four to six people, outside the club and the Jim Beam Champions Lounge, from where fans can see players coming in and out of the locker rooms.

The press box is undergoing a major facelift. A third row was added to the main box, boosting capacity from about 35 to 53. Floors were constructed on the roof of the luxury suites so an auxiliary press box could be built on both sides of the main box.

In all, the new configuration will accommodate more than 200 media members. Though the auxiliary box will be outdoors, the working area will be protected by the stadium roof.

Two new radio booths were built outside the south side of the press box, and a large new booth on the north side will serve as a security command post for police and NFL officials.

Two booths were added on each side of the press box for the NFL-mandated 20-yard-line television cameras, and a stairway allowing access to the roof of the main box was built to accommodate the 50-yard-line camera.

Two of the eight booths on the first floor of the press box were reconfigured with riser systems to accommodate coaching staffs. The other six booths will house the national television crew, radio crews for both teams, instant-replay officials, game-clock managers and medical spotters.

"We had the network and NFL officials fly in, we brought in a lot of experts to look at all the infrastructure that needed to be put in place so the replay system can work, so the coach-to-quarterback communication can work," Spanos said. "All those behind-the-scene things needed to be done."

Chargers players enter the field to participate in a joint practice with the Rams at StubHub Center.

To accommodate 53-man NFL rosters, four small locker rooms were converted to two larger

ones with 60 cubicles in each. Both teams will have access to training rooms and a weight room. There will be small postgame news conference rooms for each team and rooms for game officials and the chain gang.

The Chargers will have the use of the new 52 X 20-foot video board on the south side of the stadium. A ribbon board was added to display detailed game information, out-of-town scores and fantasy league stats.

The Chargers are paying for the bulk of the renovations and upgrades, which Spanos estimated to be in the "tens-of-millions-of-dollars" range.

Eric Smith, former stadium voice of the Dodgers, has been hired as StubHub's public-address announcer, and Mark Tamar, who spent the past decade with the Seattle Seahawks, has been hired as vice president of fan experience.

Tamar, a UCLA graduate who previously worked for the Lakers and Dodgers, was instrumental in creating the "12th-Man" experience in CenturyLink Field. In addition to spearheading game-day entertainment, he will look to "raise the roof" in StubHub Center.

"Seattle has a similar canopy above its stadium, and it's as loud as any stadium I've been in," Spanos said. "We hired Mark Tamar with two objectives: to create a great fan experience and to create a great home-field advantage.

"Seahawk fans take a lot of pride in knowing they can impact the outcome of the game. I think the fans underestimate the role they can play. We need to make StubHub a fierce place to play."

## Chargers' Tre Boston is shining on the field and in front of the cameras as analyst for NFL Network

*By Mike DiGiovanna  
LA Times  
December 26, 2017 at 5:20 pm*

It would make for a better story if Tre Boston chose to sign with the Chargers in part because the franchise's move from San Diego to Los Angeles, the so-called "entertainment capital of the world," provided a better platform for the free safety to launch a broadcasting career.

Only it wouldn't be true.

Boston's biweekly trips to Culver City to appear as a guest analyst on the NFL Network's "Total Access" show and "NFL Blitz," a live Twitter show, this season were not part of some master plan Boston, 25, devised when he became a free agent last offseason.

"They just liked me and literally asked me to come up and host a show during the season, and I took the opportunity to do it," said Boston, a former University of North Carolina standout who played his first three NFL seasons with the Carolina Panthers.

"It's something I want to do when football is over. I would like to go into broadcasting and be a sports analyst. Why not get the experience now while I'm in the league so when I'm out, I

can literally hop right into it because they've seen me on camera, and they know what I can do."

It's easy to see why the network targeted Boston. He's one of the most upbeat, affable and approachable players on the team and, as he readily acknowledges, he loves to talk.

"I've always had that gift of gab," Boston said. "When you're a kid it's not usually a blessing because you're labeled as disruptive, but I've always been that guy. It's amazing how it's been able to bless me as I've gotten older with something that wasn't as popular when I was a kid."

Chargers cornerback Trevor Williams called Boston "a natural" for television, and after meeting Boston's mother, Iris DeHoyos, this year, he could see where Boston gets his personality.

"Tre is just like her," Williams said. "They're passionate about everything they do, they're very prideful. They're just good with people."

Boston said he is a "spitting image" of his mother.

"My mom is me. I am my mom," he said. "That's where I get everything, from being personable, seeing the glass half-full, being able to talk and shine light on people every day, being happy. That's how she raised me."

Playing what is essentially a center field position in the secondary, Boston ranks third on the team with 72 tackles and has four interceptions and seven pass breakups entering Sunday's regular-season finale against the Oakland Raiders.

He's also an emotional leader on a defense that ranks third in the NFL in points given up (17.5 per game), passing yards given up (195.0) and interceptions (17), and has kept the Chargers in the hunt for a wild-card playoff spot.

"His enthusiasm is contagious," coach Anthony Lynn said. "I like his passion for the game, especially on the defensive side of the ball; it gets the guys going early."

Boston, who played for the Panthers in Super Bowl 50 against the Denver Broncos after the 2015 season, beat out incumbent Dwight Lowery for the free-safety job in training camp and has played a team-high 987 defensive snaps this season.

Though he's a newcomer to the Chargers, he felt comfortable and confident enough to impart his personality on the team.

"I want to have fun, to show the guys what it's all about, that this is a job, but at the end of the day, this is a game we've played since we were kids, a game that we love," Boston said. "I've been on some great teams before. As a veteran, I want to make sure I leave my imprint."

Boston is in his fourth NFL season but is already laying the groundwork for a post-playing career. He analyzes games in the NFL Network studio with hosts Dan Hellie and Lindsay Rhodes, and in a segment called "Man to Man," he breaks down individual matchups for upcoming games with former Indianapolis Colts receiver

Reggie Wayne.

"Tre has been great," Hellie said in an email. "He came in every other week even during the tough times, when the Chargers were 0-4. He brings energy and candor.

"Being an active player, doing a national show, being asked to function as an actual NFL analyst and give real opinions on topics other than your own team isn't easy. Tre has been tremendous and shows a lot of promise in TV when his playing days are over."

Boston may eventually want to do color commentator work for games, but he loves the studio work so far.

"This is not something I had in mind when I signed with the Chargers, but God works in mysterious ways," Boston said. "It's something I know I've always wanted to do. I'm a communications major from Carolina. It's perfect for me."

There's just one part of the television gig to which Boston is not fully ready for.

"I don't wear makeup," he said. "I'm too pretty for that."

Looking ahead

The Chargers will take their marketing slogan — "Fight for L.A." — to the field next season when they play the Rams in the Coliseum, the first regular-season meeting between the teams since they moved to Los Angeles.

The Chargers are scheduled to play teams in the AFC North and the NFC West in 2018. With the Chargers locked into second place in the AFC West and second-place finishers from the other two AFC divisions locked in, the full list of 2018 opponents has been determined.

Exact playing dates will be announced in late April. The Chargers' home opponents will be the Denver Broncos, Kansas City Chiefs, Raiders, Tennessee Titans, Baltimore Ravens, Cincinnati Bengals, Arizona Cardinals and San Francisco 49ers.

They will have road games against the Broncos, Chiefs, Raiders, Cleveland Browns, Pittsburgh Steelers, Rams, Seattle Seahawks and Buffalo Bills.

## How NFLer's gas station 'Jesus' moment led him to Chargers

*By Hannah Withiam  
New York Post  
May 17, 2017 | 5:37pm*

For the Chargers' newest safety, the team apparently was predestined to land in Los Angeles, and God wanted him to follow.

Former Panther Tre Boston appears to be a believer in the relocation from San Diego after a stranger he said he met at a North Carolina gas station divinely inspired the free agent to choose Los Angeles over the Bills and Steelers. The so-called supernatural interaction started when the man, with his three children in tow, approached Boston at the gas pump and asked if he could spare some change. The three-year pro handed over a \$20 bill.

"So he tells me thank you so much, and that God put me in his life for a reason," Boston told ESPN on Tuesday. "And in my mind I'm saying you're here for a reason, too. So in my mind I'm saying should I ask him, 'L.A. or Buffalo.' And before I could ask him, my man told me, 'Thank you so much. There aren't too many people like you in this world, God's children. My name's Mike Daniels, but people call me L.A.'"

Daniels' nickname, with its Chargers ties, struck Boston to his core. He said he burst into tears on the spot — and then spotted Jesus on a gas station advertisement stand as he reached into his car for a tissue. One of the cards featured on the stand read, "Jesus saves," he recalled.

"I ended up giving him \$100 because I knew he changed my life, just like I knew I changed his life," Boston said about the stranger, with whom he said he talked for another half hour before leaving with a contract on the horizon and a sense of belonging. "Honestly, that's the reason why I'm here. It didn't matter how much money was given to me. It didn't matter really who was on the team, it just happened to be a great fit. God told me to come here, and that's my testimony. And that's why I'm here."

Boston, who signed a one-year deal with the Chargers on Monday after playing his first three seasons with the Panthers, expects to compete for significant playing time at free safety.

Once he heard "God" and "L.A." leave Daniels' mouth, Boston knew the prayers he'd said on the drive home had been answered. He had met his own Los Angeles angel.

"At the end of the day God told me to come here," Boston said. "And I'm a man of faith, so I couldn't go against his word."

## Encounter with gas station stranger leads Tre Boston to Chargers

By Eric Williams  
ESPN.com  
Tuesday, May 16, 2017

SAN DIEGO -- A chance meeting at a gas station served as divine intervention for Tre Boston, guiding his decision to join the Los Angeles Chargers in free agency.

"At the end of the day God told me to come here," Boston said. "And I'm a man of faith, so I couldn't go against his word."

Recently released by the Carolina Panthers in a cost-cutting move, Boston had three suitors in the Chargers, the Buffalo Bills and the Pittsburgh Steelers.

After visiting all three teams, Boston said he prayed for clarity as traveled back home to Charlotte, North Carolina, to make his decision. That's when he stopped by the local gas station, even though he had a half a tank, to take advantage of a price that had dropped from \$3.29 to \$3.10 a gallon.

"I crossed two lanes to get to the gas station," Boston said. "I pump my gas. After I pump my gas, I put my wallet in my car. After I put my wallet in my car, there's a guy with three kids and he asked me for a little bit of change, or if I had a dollar or two. I gave him a \$20.

"So he tells me thank you so much, and that God put me in his life for a reason. And in my

mind I'm saying you're here for a reason, too. So in my mind I'm saying should I ask him, 'L.A. or Buffalo.' And before I could ask him, my man told me, 'Thank you so much. There aren't too many people like you in this world, God's children. My name's Mike Daniels, but people call me L.A.'"

Boston said he started crying, taking the nickname of his new friend as a sign from the man upstairs that he should join the Chargers. And as he reached for a tissue in his car, Boston said he thought he saw Jesus on an advertisement stand selling gas station cards.

Boston said he glanced back and on the stand he saw a card that said, "Jesus saves." The two men talked for another half hour before saying their goodbyes.

"I ended up giving him \$100 because I knew he changed my life, just like I knew I changed his life," Boston said. "Honestly, that's the reason why I'm here. It didn't matter how much money was given to me. It didn't matter really who was on the team, it just happened to be a great fit.

"God told me to come here, and that's my testimony. And that's why I'm here."

Boston signed a one-year deal to join the Chargers, where he'll compete with incumbent Dwight Lowery for playing time at free safety.

He spent his first day on the field at Chargers Park during the team's OTAs working with the second unit on defense.

"I'm explosive, I'm a playmaker," Boston said, when asked to describe his skill set. "I'm dynamic. I'm a guy that's going to bring energy, and make sure we're always up and high-spirited. I play with a high tempo, so I want my guys to play with the same thing. Right now I know we have a great group of guys, if we keep working hard this group could be special."

Boston went on to say one of the attractions to the Chargers was assistant defensive backs coach Chris Harris, who was with him in Carolina during a training camp for the Panthers last season.

"He's my guy," Boston said. "He really tried to recruit me to come here, because honestly I had written them off. I saw the depth chart and they had nine safeties, and I could have gone somewhere else that needed me that was a little shorter on safeties.

"But they reassured me that I have a chance to win a position battle, and all I needed was a chance."

## NFL's Tyrell Williams returns to Turner Elementary

By Gary Horowitz  
Statesman Journal  
5:42 p.m. PT Feb. 21, 2017

TURNER — Much has changed for Tyrell Williams since he roamed the halls at Turner Elementary School as a fifth grader. These days Williams is a standout wide receiver for the Los Angeles Chargers.

On Tuesday he was back at his old school, a guest of principal Dan Petersen, Williams' track and field coach at Cascade High School.

Leafing through a 2002-2003 Turner Elementary School yearbook, Williams smiled when he saw his fifth-grade photo among fellow classmates.

"It's just cool, especially coming back to where I went to school," Williams said. "To be able to see old yearbooks and stuff, to see the kids go through the same cycle I went through, it's cool. It's fun."

Williams was in town to visit family members, but made time to be part of an assembly at Turner Elementary.

Students in grades 1 through 5 learned there was a special guest waiting for them when they walked in the gymnasium.

"As soon as I knew I was like jumping around," said fifth-grader Taylor Swift, a Williams fan. "Everybody was like, 'calm down, Taylor.'" Swift makes a point of trying to watch Chargers games on television "every Sunday" because her favorite player is on the team.

"I knew that he went to this school, so that was really cool," Swift said. "I know he's famous."

Not all of the students were as familiar with Williams, but you would never have guessed it based on their enthusiastic response watching a video of Williams' NFL highlights as he sat with them on the gym floor.

They provided Williams with engaging banter and it didn't matter to him if they knew who he was.

"One girl was talking about her cat and how it's allergic to fleas. I don't know if she knew," Williams said. "Some of them did. They were talking about their dad's favorite teams and stuff. It's kind of cool just to hang out with them."

After the video, Williams answered a few questions from Petersen about his life, took part in a suggested touchdown celebration dance courtesy of a group of students, gave high-fives to the children as they left the gym, and signed autographs during lunch.

Williams hopes he left a message with students that will resonate.

"No matter where you're from, the size of the school doesn't really matter," he said. "It's just if you get an opportunity make the best of it."

Williams blossomed in his second NFL season after signing with the San Diego Chargers as an undrafted free agent out of Western Oregon University in May of 2015.

Last season he led the Chargers with 69 receptions for 1,059 yards and seven touchdowns and was a finalist for the VIZIO Top Value Performer, an award presented annually to the NFL player whose on-field performance most exceeds the value of their annual salary. Williams is entering the final year of a three-year, \$1.575 million contract.

If Williams has another stellar season, he'll likely receive a substantial raise. He would become a restricted free agent after the 2017 campaign.

"The money is obviously nice and it's a big part of it, but I just love playing football," Williams

said. "I make plenty of money so I'm not worried about going out and making more. It'll come."

Petersen said Williams remains the same humble young man who was a three-sport athlete (football, basketball and track and field) when he was a sprinter at Cascade.

Williams now stands 6-foot-4 and 205 pounds, but weighed only 160 pounds coming out of high school and was not recruited by major colleges. He went on to become WOU's career leader in receptions.

Despite long odds, Williams made the most of his opportunity in San Diego. He played on special teams early in his rookie season, spent two months on the practice squad, and returned to the active roster for the last seven games. His first NFL reception went for an 80-yard touchdown.

"He's the perfect example for our community kids of what it means to dream big," Petersen said.

In January, the Chargers finalized a move from San Diego to the Los Angeles area after months of speculation. The Los Angeles Chargers will play the next two seasons at the StubHub Center in Carson, California, before moving to a new stadium in Inglewood for the 2019 season.

Williams would have preferred if the Chargers stayed in San Diego, but he's not complaining. As for his NFL future? Well, one excellent season has not made Williams feel like he's arrived.

"It is crazy," Williams said of his breakout season. "(But) I still feel like I have a lot to get better at."

## **TYRELL WILLIAMS**

Age: 25

Height/weight: 6-4, 205

Occupation: Wide receiver for the Los Angeles Chargers. Signed as an undrafted free agent in May of 2015.

Hometown: Salem

High School: Cascade

College: Western Oregon University

2016 season: Had a team-high 69 receptions for 1,059 yards and seven touchdowns, including three 100-yard games.

Of note: Williams' first NFL catch went for an 80-yard touchdown against the Denver Broncos. It was the longest first catch by a player in franchise history. ... Finished his college career at Western Oregon as the school's career leader with 165 receptions, good for 2,792 yards and 21 TDs. ... Was a three-time All-Great Northwest Conference selection.