



GAME RELEASE



vs.



WEEK 5 | SUN. OCT. 5 | 1:25 PM PT

GAME RELEASE

213.719.6600 | Chargers.com | @Chargers

Josh.Rupprecht@Chargers.NFL.com | Jennifer.Rojas@Chargers.NFL.com

Lauren.Georgeson@Chargers.NFL.com | Brock.Anderson@Chargers.NFL.com

Leonie.Strehl@Chargers.NFL.com | Ricky.Martinez@Chargers.NFL.com



CHARGERS HOST COMMANDERS IN WEEK 5

The Los Angeles Chargers face off with another NFC East opponent in Week 5, hosting the Washington Commanders. Kickoff from SoFi Stadium on Sun., Oct. 5 is at 1:25 p.m. PT. Kevin Burkhardt, Tom Brady, Erin Andrews and Tom Rinaldi have the call on FOX, while Matt “Money” Smith, Daniel Jeremiah and Shannon Farren will broadcast on the Chargers Radio Network airwaves on KFI AM-640 as well as on SiriusXM 85 or 225 and on the SiriusXM app. Adrian Garcia-Marquez and Francisco Pinto will present the game in Spanish on Que Buena Los Angeles.

Winners in five of the last six matchups in the series with Washington, the Chargers host the Commanders for the first time since 2017. Every game in the series since 1980 has seen the Bolts top 20 points scored, including the four-point road victory in 2021.

The Chargers lead the AFC West at 3-1 on the year, boasting one of the NFL’s top defenses. In Week 4, outside linebacker **Tuli Tuipulotu** set a career high with four of the team’s six sacks on the day. The offense features wide receivers **Keenan Allen** and **Quentin Johnston**, who have combined for 46 catches for 568 yards and seven touchdowns between the two of them. Rookie running back **Omarion Hampton** had a touchdown and the first 100-yard rushing game of his career.

Washington’s offense features quarterback Jayden Daniels, who has three touchdowns and 433 passing yards on the year. Wide receiver Deebo Samuel leads the team in receptions (22) and receiving yards (204), while tied with a team-high two touchdown grabs. The defense showcases veteran leadership in linebacker Bobby Wagner and outside linebacker Von Miller, with the duo combining for 3.5 sacks on the year.

The Bolts head back on the road in Week 6 to Miami. The Chargers and Dolphins kick off from Hard Rock Stadium at 10:00 a.m. PT on Sun., Oct. 12.

BY THE NUMBERS

4.0 In Week 4, OLB Tuli Tuipulotu set a career high with 4.0 sacks, tying for the third-most sacks in a single game in franchise history. Tuipulotu’s four sacks on the season rank tied for No. 2 in the AFC and tied for sixth in the NFL.

1,000 WR Keenan Allen is closing in on 1,000 career receptions, needing just two more to reach that mark. He would be the 16th player in history to eclipse that threshold and will accomplish it in fewer games than any player ever.

3 The Bolts boast the third-ranked defense in total net yards allowed per game, allowing just 270.0 on the year. The unit ranks No. 2 in the AFC in 2025.

ON THE CALL

TELEVISION: FOX
Play-by-play: Kevin Burkhardt
Analyst: Tom Brady
Sideline: Erin Andrews & Tom Rinaldi

CHARGERS RADIO: KFI AM-640
Play-by-play: Matt “Money” Smith
Analyst: Daniel Jeremiah
Sideline: Shannon Farren

NATIONAL RADIO: SPORTS USA
Play-by-play: Larry Kahn
Analyst: Ron Rivera

SPANISH RADIO: QUE BUENA LOS ANGELES (FM-105.5/94.3)
Play-by-play: Adrian Garcia-Marquez
Analyst: Francisco Pinto

CHARGERS MOBILE APP: Official team news, full game stats and live press conferences are available on the Chargers mobile app. For more details, visit Chargers.com/app.

2025 CHARGERS SCHEDULE

PRESEASON (2-2)

Wk	Date	Opponent	TV	Result
HOF	Thurs., July 31	Detroit	NBC	W, 34-7
1	Sun., Aug. 10	NEW ORLEANS	CBS LA	W, 27-13
2	Sat., Aug. 16	at L.A. Rams	CBS LA	L, 23-22
3	Sat., Aug. 23	at San Francisco	CBS LA	L, 30-23

REGULAR SEASON (3-1)

Wk	Date	Opponent	TV	Time*/Res.
1	Fri., Sept. 5	KANSAS CITY [^]	YOUTUBE	W, 27-21
2	Mon., Sept. 15	at Las Vegas	ESPN	W, 20-9
3	Sun., Sept. 21	DENVER	CBS	W, 23-20
4	Sun., Sept. 28	at N.Y. Giants	CBS	L, 21-18
5	Sun., Oct. 5	WASHINGTON	FOX	1:25 p.m.
6	Sun., Oct. 12	at Miami	CBS	10:00 a.m.
7	Sun., Oct. 19	INDIANAPOLIS	CBS	1:05 p.m.
8	Thurs., Oct. 23	MINNESOTA	PRIME	5:15 p.m.
9	Sun., Nov. 2	at Tennessee	CBS	10:00 a.m.
10	Sun., Nov. 9	PITTSBURGH	NBC	5:20 p.m.
11	Sun., Nov. 16	at Jacksonville	CBS	10:00 a.m.
12	—	BYE	—	—
13	Sun., Nov. 30	LAS VEGAS	CBS	1:25 p.m.
14	Mon., Dec. 8	PHILADELPHIA	ESPN/ABC	5:15 p.m.
15	Sun., Dec. 14	at Kansas City	CBS	10:00 a.m.
16	Sun., Dec. 21	at Dallas	FOX	10:00 a.m.
17	TBD	HOUSTON	TBD	TBD
18	TBD	at Denver	TBD	TBD

^{*}All Times Pacific

[^]Game played at Corinthians Arena in São Paulo, Brazil

HOME GAMES IN CAPS

2025 AFC WEST STANDINGS

Team	W	L	T	Pct.	PF	PA
L.A. Chargers	3	1	0	.750	88	71
Denver	2	2	0	.500	96	67
Kansas City	2	2	0	.500	97	76
Las Vegas	1	3	0	.250	77	99

RELEASE INDEX

Content	Page	Content	Page
The 2025 Schedule	2	Quentin Johnston Notes . . .	29
Commanders Series History . . .	3	Derwin James Jr. Notes . . .	30
The Matchup	4	Daiyan Henley Notes . . .	32
Connections	6	Tuli Tuipulotu Notes . . .	34
Joe Hortiz Notes	7	Cameron Dicker Notes . . .	36
Jim Harbaugh Notes	8	Career Stats vs. Commanders . .	38
Assistant Coaches	9	2025 Stats	40
Team Notes	10	2025 Game Summaries . . .	42
Justin Herbert Notes	13	Rosters & Transactions . . .	44
Ladd McConkey Notes	24	Media Information	51
Keenan Allen Notes	26		

BREAKING DOWN THE 2025 SCHEDULE

SERIES BREAKDOWN	2025 RECORD	NOTES
 <p>ALL-TIME: 58-71-1 HOME: 32-32-1 AWAY: 26-39-0 LAST: W, 27-21 — 2025 vs. Chiefs</p>	<p>OVERALL: 2-2-0 HOME: 1-1-0 AWAY: 1-1-0 STANDING: 3rd AFC West</p>	<p>The Chargers have an all-time regular-season home record against the Chiefs of 31-32-1, with the last six matchups being decided by one score. Nine of the past 15 road games in the series have been decided by seven or fewer points.</p>
 <p>ALL-TIME: 61-68-2 HOME: 31-33-1 AWAY: 30-35-1 LAST: W, 20-9 — 2025 at Raiders</p>	<p>OVERALL: 1-3-0 HOME: 0-2-0 AWAY: 1-1-0 STANDING: 4th AFC West</p>	<p>Los Angeles has won 13 of the past 21 games against the Raiders on the road, including the 2024 season finale, 34-20. The Chargers have won 16 of the past 22 home contests against the Raiders, scoring 20-plus points in all but five of those matchups.</p>
 <p>ALL-TIME: 58-72-1 HOME: 39-27-0 AWAY: 19-45-1 LAST: W, 23-20 — 2025 vs. Broncos</p>	<p>OVERALL: 2-2-0 HOME: 2-0-0 AWAY: 0-2-0 STANDING: 2nd AFC West</p>	<p>The Bolts hold a 38-27 regular-season home record against the Broncos. Last season, the Chargers defeated the Broncos, 34-27, on <i>Thursday Night Football</i>. Los Angeles looks to win in Denver for the second-straight season, having defeated the Broncos, 23-16, last year.</p>
 <p>ALL-TIME: 8-6-0 HOME: 4-2-0 AWAY: 4-4-0 LAST: L, 21-18 — 2025 at Giants</p>	<p>OVERALL: 1-3-0 HOME: 2-1-0 AWAY: 0-2-0 STANDING: 4th NFC East</p>	<p>The September matchup with the Giants marks the 14th in history and the eighth in the Big Apple, with the Bolts sporting an 8-5 all-time advantage. The Chargers have won five straight in the series, winning by an average of 13 points in those games.</p>
 <p>ALL-TIME: 5-7-0 HOME: 3-2-0 AWAY: 2-5-0 LAST: W, 20-16 — 2021 at Washington</p>	<p>OVERALL: 2-2-0 HOME: 2-0-0 AWAY: 0-2-0 STANDING: 2nd NFC East</p>	<p>Winners in five of the last six matchups in the series with Washington, the Chargers host the Commanders for the first time since 2017. Every game in the series since 1980 has seen the Bolts top 20 points scored, including the four-point road victory in the 2021 season opener.</p>
 <p>ALL-TIME: 15-18-0 HOME: 11-9-0 AWAY: 4-9-0 LAST: L, 36-34 — 2023 vs. Dolphins</p>	<p>OVERALL: 1-3-0 HOME: 1-1-0 AWAY: 0-2-0 STANDING: 3rd AFC East</p>	<p>The Chargers head to Miami for the first time since 2020, with the Dolphins holding an 18-15 mark all-time between the teams. Los Angeles topped Miami at home on <i>Sunday Night Football</i> in 2022, holding the Dolphins to 219 total net yards, the fewest allowed in the series by a Chargers defense in over 50 years.</p>
 <p>ALL-TIME: 18-10-0 HOME: 6-6-0 AWAY: 12-4-0 LAST: W, 20-3 — 2022 at Colts</p>	<p>OVERALL: 3-1-0 HOME: 2-0-0 AWAY: 1-1-0 STANDING: 1st AFC South</p>	<p>In Week 7, Los Angeles hosts the Indianapolis Colts for the first time since 2019. The Chargers have an all-time record of 20-11 against the Colts, including the postseason. The Bolts have won six of the last eight matchups, including three of the last four at home.</p>
 <p>ALL-TIME: 7-8-0 HOME: 3-3-0 AWAY: 4-5-0 LAST: W, 28-24 — 2023 at Vikings</p>	<p>OVERALL: 2-2-0 HOME: 1-1-0 AWAY: 1-1-0 STANDING: 3rd NFC North</p>	<p>The Chargers face the Vikings in for the 16th meeting all-time, with the winning team scoring at least 24 points in all but two of the previous 15 matchups. Los Angeles won the 2023 bout in Minnesota, 28-24, with Justin Herbert setting the all-time NFL record for single-game completion percentage with at least 45 attempts (85.1 pct.).</p>
 <p>ALL-TIME: 29-16-1 HOME: 20-3-1 AWAY: 9-13-0 LAST: W, 27-17 — 2024 vs. Titans</p>	<p>OVERALL: 0-4-0 HOME: 0-2-0 AWAY: 0-2-0 STANDING: 4th AFC South</p>	<p>The Chargers are 29-16-1 (0.644) against the former AFL West rival. Los Angeles have won 12 of the past 15 games overall, with each of the last three road games being separated by just three points. The Bolts beat the Titans in 2024 after posting seven sacks on the day.</p>
 <p>ALL-TIME: 9-24-0 HOME: 7-9-0 AWAY: 2-15-0 LAST: L, 20-10 — 2024 at Steelers</p>	<p>OVERALL: 3-1-0 HOME: 1-1-0 AWAY: 2-0-0 STANDING: 1st AFC North</p>	<p>The Chargers play Pittsburgh for the 34th matchup in history, boasting a 4-2 record on <i>Sunday Night Football</i> in the series. Four of the last five games have been decided by seven or fewer points, including the 2021 <i>Sunday Night Football</i> come-from-behind victory at home.</p>
 <p>ALL-TIME: 9-4-0 HOME: 5-1-0 AWAY: 4-3-0 LAST: L, 38-10 — 2022 vs. Jaguars</p>	<p>OVERALL: 3-1-0 HOME: 2-0-0 AWAY: 1-1-0 STANDING: 2nd AFC South</p>	<p>The Week 11 matchup marks the 14th regular-season meeting between the teams. The Bolts have won nine of the 13 previous matchups, including four of the last five road games. Los Angeles won the 2019 matchup in Jacksonville, 45-10, by recording 27 first downs and totaling 525 total net yards.</p>
 <p>ALL-TIME: 8-5-0 HOME: 5-2-0 AWAY: 3-3-0 LAST: W, 27-24 — 2021 at Eagles</p>	<p>OVERALL: 4-0-0 HOME: 2-0-0 AWAY: 2-0-0 STANDING: 1st NFC East</p>	<p>With an all-time record of 8-5 (.615) against the Eagles, the Chargers host Philadelphia having won three of the last four contests in the series. The Chargers hold a 7-1 mark all-time against the Eagles when scoring at least 20 points.</p>
 <p>ALL-TIME: 5-8-0 HOME: 2-6-0 AWAY: 3-2-0 LAST: L, 20-17 — 2023 vs. Cowboys</p>	<p>OVERALL: 1-2-1 HOME: 1-0-1 AWAY: 0-2-0 STANDING: 3rd NFC East</p>	<p>Los Angeles head to Dallas to play the Cowboys for the first time in the regular season since 2017. The Bolts have won four of the last seven games against Dallas, including a 22-point victory in Dallas on Thanksgiving in 2017.</p>
 <p>ALL-TIME: 6-3-0 HOME: 2-2-0 AWAY: 4-1-0 LAST: W, 34-24 — 2022 at Texans</p>	<p>OVERALL: 1-3-0 HOME: 1-1-0 AWAY: 0-2-0 STANDING: 3rd AFC South</p>	<p>The Chargers host the Texans for the first time since 2019 sporting a 6-3 record all-time in the regular season against Houston. The Bolts have eclipsed 20 points in each of those regular-season contests against the Texans.</p>

CHARGERS-COMMANDERS SERIES HISTORY

SERIES BREAKDOWN

All-Time Series Record	5-7 (.417)
Regular Season Series Record	5-7 (.417)
Chargers All-Time vs. Washington	3-2 (.600)
Current Streak	Win, Two (2) games
Last Meeting	Sept. 12, 2021 at Was. — W, 20-16
Longest Chargers Win Streak	Three games (2001-05)
Longest Commanders Win Streak	Six games (1973-98)
Jim Harbaugh vs. Washington	4-4 (.500)
Most Career GP vs. Was.	CB Donte Jackson (5)
*(Including years as player)	

TEAM SUPERLATIVES AGAINST COMMANDERS

Most Points Scored	30 — Twice; Last: Dec. 10, 2017 vs. Was.
Fewest Points Allowed	3 — Sept. 9, 2001 vs. Was.
Average Points Scored	21.6
Average Points Allowed	23.7
Most Points (Combined)	57 — Twice; Last: Sept. 21, 1986 vs. Was.
Fewest Points (Combined)	33 — Sept. 9, 2001 vs. Was.
Largest Margin of Victory	27 — Sept. 9, 2001 vs. Was.
Most Total Net Yards	488 — Dec. 10, 2017 vs. Was.
Fewest Total Net Yards Allowed	137 — Sept. 16, 1973 at Was.
Most Net Passing Yards	350 — Dec. 10, 1989 at Was.
Fewest Net Passing Yards Allowed	117 — Sept. 9, 2001 vs. Was.
Most Rushing Yards	202 — Nov. 27, 2005 at Was. (OT)
Fewest Rushing Yards Allowed	44 — Sept. 9, 2001 vs. Was.
Most Takeaways	4 — Sept. 9, 2001 vs. Was.
Fewest Giveaways	1 — Three times; Last: Dec. 10, 2017 vs. Was.

ALL-TIME GAMES AGAINST COMMANDERS

Date	Opponent	Result	Venue
Sept. 16, 1973	at Washington	L, 38-0	RFK Memorial Stadium
Dec. 7, 1980	at Washington	L, 40-17	RFK Memorial Stadium
Oct. 31, 1983	vs. Washington	L, 27-24	Jack Murphy Stadium
Sept. 21, 1986	vs. Washington	L, 30-27	Jack Murphy Stadium
Dec. 10, 1989	at Washington	L, 26-21	RFK Memorial Stadium
Dec. 6, 1998	at Washington	L, 24-20	Jack Kent Cooke Stadium
Sept. 9, 2001	vs. Washington	W, 30-3	Qualcomm Stadium
Nov. 27, 2005	at Washington	W, 23-17 (OT)	FedExField
Jan. 3, 2010	vs. Washington	W, 23-20	Qualcomm Stadium
Nov. 3, 2013	at Washington	L, 30-24 (OT)	FedExField
Dec. 10, 2017	vs. Washington	W, 30-13	StubHub Center
Sept. 12, 2021	at Washington	W, 20-16	FedEx Field

*Known as Washington Redskins (1960-2019)
and Washington Football Team (2020-21)*

MOST RECENT SINGLE-GAME HIGHS

Category	Date	Opp.	Player	No.
Completions	Sept. 12, 2021	vs. Was.	J.Herbert	31
Comp. Pct.*	Sept. 12, 2021	vs. Was.	J.Herbert	67.0
Passing Yards	Dec. 10, 1989	at Was.	B.Tolliver	350
Passing TDs	Dec. 10, 2017	vs. Was.	P.Rivers	2
Passer Rating*	Dec. 10, 2017	vs. Was.	P.Rivers	114.9
Rushing Yards	Nov. 27, 2005	at Was.	L.Tomlinson	184
Rushing TDs	Nov. 27, 2005	at Was.	L.Tomlinson	3
Receptions	Sept. 12, 2021	vs. Was.	K.Allen	9
Receiving Yards	Dec. 10, 1989	at Was.	A.Miller	152
Receiving TDs	Sept. 12, 2021	vs. Was.	M.Williams	1
Scrim. Yards	Nov. 27, 2005	at Was.	L.Tomlinson	213
Scrim. TDs	Nov. 27, 2005	at Was.	L.Tomlinson	3
Tackles	Nov. 3, 2013	at Was.	E.Weddle	15
Sacks	Sept. 12, 2021	vs. Was.	J.Bosa	1.0
Interceptions	Dec. 10, 2017	vs. Was.	K.Emanuel	1
FG Made	Dec. 6, 1998	at Was.	J.Carney	4
Net Punt Avg.**	Dec. 10, 2017	vs. Was.	D.Bennett	52.8

**Min. 20 Pass Attempts*

***Min. Three Punts*

THE MATCHUP

AT THE HELM



JIM HARBAUGH

Chargers Head Coach

Overall Record: 63-30-1 (.676)
 Reg. Season Record: 58-26-1 (.682)
 Postseason Record: 13-9-0 (.591)
 Record vs. WAS: 3-0-0 (1.000)
 Home Record: 30-11-1 (.726)

Hometown: Toledo, Oh.
 College: Michigan — '87

The Los Angeles Chargers hired Jim Harbaugh as the 19th head coach in franchise history, returning the former Bolts quarterback from the 1999 and 2000 seasons to Southern California. Harbaugh posted a 144-52 record as a collegiate head coach and has a 60-29-1 record as an NFL head coach. As head coach, Harbaugh led the Michigan Wolverines to a National Championship, while previously coaching the San Francisco 49ers to three-straight NFC Championship Games, including an appearance in Super Bowl XLVII.

In five seasons as an NFL head coach, Harbaugh has coached 21 players to a combined 34 Pro Bowl appearances. Among coaches with at least 60 games coached, his .685 winning percentage in the regular season (55-25-1 record) is the eighth-best in NFL history. Harbaugh's teams have allowed just 17.5 points per game in those five seasons, the fifth-best mark for any NFL head coach with at least 75 games coached since the 1970 NFL-AFL Merger.

Harbaugh played quarterback at the University of Michigan, finishing his career as one of the most efficient passers in college football history. He posted a 21-3-1 record as a starter for the Wolverines, earning first-team All-American honors and finishing third in voting for the Heisman Trophy in 1986. Harbaugh paced the nation in 1985 in passing efficiency rating, while his career passing efficiency rating ranked as the best in NCAA history for more than 12 years following his time at Michigan.

A native of Toledo, Ohio, Harbaugh and his wife, Sarah, have two daughters — Addison and Katherine — and two sons — Jack and John. He also has three adult children — Jay, James Jr., and Grace. Harbaugh's son, Jay, is the special teams coordinator for the Seattle Seahawks. He is also the younger brother of Baltimore Ravens Head Coach John Harbaugh, and the two are sons of Jack and Jackie Harbaugh.



DAN QUINN

Commanders Head Coach

Overall Record: 66-59-0 (.528)
 Reg. Season Record: 61-56-0 (.521)
 Postseason Record: 5-3 (.625)
 Record vs. LAC: 0-2 (.000)
 Road Record: 29-29-0 (.500)

Hometown: Morristown, N.J.
 College: Salisbury State — '93

Dan Quinn enters his second season as Washington's head coach after being hired as the 31st head coach in franchise history on February 3, 2024.

In 2024, Quinn led a Commanders team that finished the regular season 12-5 which was the most wins in a single season in franchise history since 1991. Under Quinn's leadership the team advanced to their first NFC Championship game since 1991. Washington improved their win margin by +8 which was the largest win margin improvement in a single season in the entire NFL since 2019.

Quinn became the first head coach in franchise history to win 10-plus games in his first season as head coach. He also became the first head coach in franchise history to win multiple playoff games in his first season as head coach. Quinn joined Pro Football Hall of Famers Joe Gibbs and George Allen as the only head coaches in franchise history to win multiple playoff games in a single season.

In college, Quinn was a four-year letter winner and two-time co-captain (1992-93) defensive lineman at Salisbury State (Division III in Salisbury, Md.). Quinn also lettered in track and field and held the school record in the hammer throw. He was inducted into the Salisbury State Athletic Hall of Fame in 2005.

Quinn, originally from Morristown, N.J., and his wife, Stacey, started Quinn's Corps in 2004, which helps serve members of the military both at home and abroad.

2025 REGULAR SEASON TEAM RANKINGS



3-1
1st (AFC West)

2-2
2nd (NFC East)

OFFENSE (NFL RANK)

22.0 (20th) Points Per Game 26.8 (8th)
 356.3 (8th) Net Yds. Per Game 339.0 (12th)
 107.3 (21st) Net Rushing Yds. Per Game 154.8 (2nd)
 249.0 (5th) Net Passing Yds. Per Game 184.3 (25th)
 5.63 (9th) Scrimmage Yds. Per Play 5.77 (7th)
 3/93 Opp. Interceptions/Return Yds. 1/0
 12/67 Sacks Allowed/Yds. 10/59
 5/2 Fumbles/Lost 5/1
 43.40% (5th) Third Down Pct. 33.33% (27th)
 36.36% (T-29th) Red Zone TD Pct. 77.78% (3rd)
 30:28 (18th) Time of Possession Avg. 27:44 (28th)
 5 (T-17th) Giveaways. 2 (4th)

DEFENSE (NFL RANK)

17.8 (4th) Points Per Game 22.8 (18th)
 270.0 (3rd) Net Yds. Per Game 356.0 (24th)
 111.3 (16th) Net Rushing Yds. Per Game 107.5 (14th)
 158.8 (5th) Net Passing Yds. Per Game 248.5 (27th)
 4.50 (4th) Scrimmage Yds. Per Play 5.67 (23rd)
 3/8 Interceptions/ Return Yds. 1/23
 13/75 Sacks/Yds. 10/68
 4/0 Opp. Fumbles/Lost 3/0
 38.33% (17th) Third Down Pct. 33.33% (T-6th)
 30.77% (2nd) Red Zone TD Pct. 60.00% (T-15th)
 3 (T-19th) Takeaways. 1 (31st)

-2 (T-21st) TURNOVER MARGIN -1 (T-19th)

SPECIAL TEAMS (NFL RANK)

50.5 (8th) Punts-Avg. Yds. (Gross) 47.1 (21st)
 43.0 (11th) Punts-Avg. Yds. (Net) 43.1 (10th)
 10.3 (19th) Punt Returns-Avg. Per. 14.8 (T-8th)
 13.1 (22nd) Punt Returns-Avg. Per Allowed. 3.9 (5th)
 24.8 (21st) Kickoff Returns-Avg. Per 33.7 (1st)
 27.0 (T22nd) Kickoff Returns-Avg. Per Allowed. 24.0 (6th)
 8/8 (T-9th) Field Goals Made/Attempted. 7/10 (T-17th)

PENALTIES (NFL RANK)

29/214 (T-15th) Penalties Against/Yds. ... 30/223 (T-17th)

THE MATCHUP

WITHIN STRIKING DISTANCE

WR Keenan Allen

- Needs two receptions to reach 1,000 for his career becoming the 16th player in NFL history to eclipse that mark.
 - If accomplished Sunday, would eclipse that mark in career game 159, faster than any player in NFL history, surpassing Hall of Fame WR Marvin Harrison (167).
- Needs eight receptions to be the only player in NFL history to catch 400 passes from multiple passers (520 from QB Philip Rivers, currently 392 from QB Justin Herbert).
- Needs a touchdown catch to reach 70 for his career.

G Mekhi Becton

- Sunday would mark the 50th game played of his career.

WR Derius Davis

- Needs four punt returns to reach 50 for his career, becoming eligible for the team record books with the highest punt return average in franchise history.

K Cameron Dicker

- Sunday would mark the 50th game played of his career.
- Needs one made field goal to reach 100 for his career.
- Needs three points scored to reach 400 for his career.

QB Justin Herbert

- Needs 300 passing yards to have the 30th performance of 300-plus yards in his career, becoming the fourth player to do so in the first six seasons of a career (joining QB Patrick Mahomes and Hall of Fame QBs Dan Marino and Kurt Warner).
- Needs one rushing touchdown and one passing touchdown to tie Hall of Fame QB John Hadl for the most such performances in Chargers history (12 games).

CB Donte Jackson

- Sunday would mark the 100th game played of his career.
- Needs three passes defended to reach 60 for his career.

S Derwin James Jr.

- Needs 1.5 sacks and an interception to be the sixth NFL player and first defensive back since at least 2000 to have 600 tackles, 20.0 sacks and 10 interceptions within their first eight pro seasons.
- Needs three sacks to reach 21.5 for his career, which would tie Jamal Adams for the most sacks by a defensive back through the first eight seasons of a career.
 - Would also tie Adams for the most sacks by a defensive back through the first 100 games of a career.
 - Would also tie Adams for the most sacks by a defensive back before turning 30 years old.

WR Ladd McConkey

- Needs two receptions to reach 100 for his career.

OLB Tuli Tuipulotu

- Needs three sacks to become the 17th player with back-to-back games with three-plus sacks since the sack became an official statistic in 1982.

2025 INDIVIDUAL LEADERS



3-1
1st (AFC West)

2-2
2nd (NFC East)

PASSING YARDS

Herbert1,063 Daniels433

RUSHING YARDS

Hampton270 Croskey-Merritt 172
Herbert 93 McNichols..... 106
Harris..... 61 Rodriguez..... 98

RECEIVING YARDS

Johnston 337 Samuel204
Allen..... 231 Ertz 149
McConkey..... 174 McLaurin..... 149
Hampton110 McCaffrey..... 96

POINTS SCORED

Dicker 32 Gay 31
Johnston24 Samuel 18
Allen..... 18 Ertz/ McCaffrey..... 14

INTERCEPTIONS

Henley1 Sainristil1
Jackson.....1
Jefferson.....1

SACKS

Tuipulotu..... 4.0 Armstrong 3.0
Henley 2.0 Wagner 2.0
James Jr.1.5 Miller1.5

TACKLES (SOLO)

James Jr.34 (22) Wagner..... 42 (18)
Henley 31 (20) Luvu..... 24 (10)
Dye..... 21 (7) Armstrong 19 (13)
Still..... 18 (14) Sainristil19 (12)

KICKOFF RETURNS (AVG.)

Haskins 6 (23.5) McCaffrey.....9 (31.7)

PUNT RETURNS (AVG.); FC

Still4 6.3); 0 Lane.....12 (14.8); 2

FIELD GOALS

Dicker8/8 (100.0%) Gay7/10 (70.0%)

PUNTS (GROSS/NET AVG.)


Scott15 (50.5/43.0) Way 14 (47.1/43.1)

*Player no longer with team.


CHARGERS-COMMANDERS CONNECTIONS


COLLEGE CONNECTIONS

	LAC	Jim Harbaugh	2015-23
	LAC	Jim Harbaugh (QB)	1983-86
	LAC	Steve Clinkscale	2021-23
	LAC	Lincoln DeWolf	2023
	LAC	Mike Elston	2022-23
	LAC	Ben Herbert	2018-23
	LAC	Kirk Campbell	2022-24
	LAC	Jesse Minter	2022-23
	LAC	Rick Minter	2022-23
	LAC	Ben Rabe	2019-23
	LAC	Dylan Roney	2021-23
	LAC	Devin Woodhouse	2023
	LAC	RB Hassan Haskins	2018-21
	WAS	CB Mike Sainristil	2019-23


	LAC	Jim Harbaugh	2004-06
	WAS	QB Josh Johnson	2004-07

	LAC	DL Justin Eboigbe	2019-23
	LAC	P JK Scott	2014-17
	LAC	C Bradley Bozeman	2013-17
	LAC	DL Da'Shawn Hand	2014-17
	WAS	DT Daron Payne	2015-17
	WAS	LB Ale Kaho	2018-20
	WAS	CB Trey Amos	2023
	WAS	David Blough	2023


	LAC	Greg Roman	2009-10
	LAC	Jim Harbaugh	2007-10
	WAS	TE Zach Ertz	2009-13
	WAS	Tavita Pritchard	2010-22

	LAC	DL Otito Ogbornia	2018-21
	LAC	C Andre James	2016-18
	WAS	LB Ale Kaho	2021-24
	WAS	LB Kain Medrano	2019-24
	WAS	TE Colson Yankoff	2019-23
	WAS	Tom Donatell	2015-16
	WAS	Ken Norton Jr.	2022-23


	LAC	WR Quentin Johnston	2020-22
	LAC	WR Derius Davis	2018-22
	WAS	T Brandon Coleman	2020-23

	LAC	CB Cam Hart	2019-23
	LAC	T Joe Alt	2021-23
	WAS	DE Javontae Jean-Baptiste	2023

	LAC	K Cameron Dicker	2018-21
	WAS	S Tyler Ownes	2019-21
	WAS	Andre Coleman	2019-21

	LAC	CB Nikko Reed	2023-24
	LAC	DL Jamaree Caldwell	2024
	WAS	T Josh Conerly Jr.	2022-24

	LAC	Jesse Minter	2013-16
	WAS	Sarah Hogan	2010-15

	LAC	Devin Woodhouse	2021-22
	WAS	Bobby Engram	2022

Underlined indicates coaching or administrative roles.

NOTEWORTHY BONDS

Chargers **Head Coach Jim Harbaugh** along with many members of his current Chargers staff including **Defensive Backs Coach Steve Clinkscale**, **Defensive Coordinator Jesse Minter**, **RB Hassan Haskins** and a host of other former Wolverines spent time with Commanders **CB Mike Sainristil** at Michigan. Sainristil made three consecutive College Football Playoff appearances (2021-23), winning the national championship in 2023 with the group.

Bolts **Head Coach Jim Harbaugh** (2004-06) spent his first three seasons as a head coach with Commanders **QB Josh Johnson** (2004-07) at the University of San Diego. Harbaugh recruited and coached Johnson, who was inducted into USD's Chet and Marguerite Pagni Family Athletic Hall of Fame in 2015. The two led the team to back-to-back PFL conference titles, including the Torreros first-ever in 2005.

Chargers **General Manager Joe Hortiz**, **Offensive Coordinator Greg Roman**, **Defensive Coordinator Jesse Minter**, **Run game Coordinator/Tight Ends Coach Andy Bischoff** and **C Bradley Bozeman** spent time in Baltimore with Commanders **WR Chris Moore**, **QB Josh Johnson**, and **LS Tyler Ott**. As Ravens director of player personnel, Hortiz played a hand in bringing both of those players onto playoff bound rosters.

Chargers **Head Coach Jim Harbaugh** and **Offensive Coordinator Greg Roman** spent the 2010 season alongside and Commanders **Quarterbacks Coach Tavita Pritchard**. Commanders **TE Zach Ertz** spent two seasons playing under Stanford Head Coach Jim Harbaugh and working closely with Greg Roman who held Tight End Coaching Responsibilities.


Chargers **Linebackers Coach NaVorro Bowman** shared the same field as Commanders **LB Nick Bellore** during the 2015-16 seasons in San Francisco with the 49ers.

Commanders **T Trent Scott** spent two seasons (2018-19) with Los Angeles, appearing in 25 games with 10 total starts for the Bolts.

Commanders **Run Game Coordinator/Running Backs Coach Anthony Lynn** served as the Chargers Head Coach from 2017 to 2020. **Senior Defensive Assistant John Pagano** also has ties to the Bolts having spent 15 seasons with them in San Diego.

A number of members of the Commanders team will be returning to their former stomping grounds in the Los Angeles area including **TE Zach Ertz**, **RB Jeremy McNichols**, both LA natives, **TE Colson Yankoff**, UCLA Alumni, and **QB Jayden Daniels** who grew up in San Bernadino. **Defensive Pass Game Coordinator Jason Simmons** will be returning to his hometown of Inglewood, now home to SoFi Stadium.

PRO CONNECTIONS

General Manager Joe Hortiz (1998-23)		WR Chris Moore (2016-20)
Offensive Coord. Greg Roman (2017-22)		QB Josh Johnson (2021, 2024)
Defensive Coord. Jesse Minter (2017-20)		LS Tyler Ott (2023)
Run-Game Coord./TEs Andy Bischoff (2015-20)		
C Bradley Bozeman (2018-21)		

Assistant GM Chad Alexander (2019-23)		LB Frankie Luvu (2018-20)
T Mekhi Becton (2020-23)		T George Fant (2020-22)
LB Del'Shawn Phillips (2021)		QB Josh Johnson (2021)
TE Tyler Conklin (2022-24)		DE Jacob Martin (2022)
		DE Jalyn Holmes (2023-24)
		DT Javon Kinlaw (2024)

Offensive Line Coach Mike Devlin (2015-20)		DE Jacob Martin (2019-21)
Run-Game Coord./TEs Andy Bischoff (2021)		T Laremy Tunsil (2019-24)
Quarterbacks Coach Shane Day (2023)		WR Chris Moore (2021-22)
T Austin Deculus (2022-24)		WR Noah Brown (2023)
DL Teair Tart (2023)		T George Fant (2023)
LB Del'Shawn Phillips (2024)		

Assistant Special Teams Chris Gould (2015-21)		LB Von Miller (2011-21)
Defensive Assistant Mike Hiestand (2019-21)		DE Jacob Martin (2022)
LB Kana'i Mauga (2022)		

Passing Game Coord. Marcus Brady (2023)		QB Marcus Mariota (2023)
---	---	--------------------------

<i>LB NaVorro Bowman (2010-17)</i>		LB Nick Bellore (2015-16)
S Tony Jefferson (2021)		RB Jeremy McNichols (2017, 2023)
QB Trey Lance (2021-23)		WR Deebo Samuel Sr. (2019-24)
		DT Javon Kinlaw (2020-23)
		QB Josh Johnson (2022)

DL Teair Tart (2020-23)		QB Marcus Mariota (2015-2019)
DL Da'Shawn Hand (2021-22)		RB Jeremy McNichols (2020-21)
OLB Bud Dupree (2021-22)		WR Chris Moore (2023)
S Elijah Molden (2021-23)		
DL Naquan Jones (2021-23)		
RB Hassan Haskins (2022-23)		

CB Donte Jackson (2018-23)		T Trent Scott (2020-21)
C Bradley Bozeman (2022-23)		LB Frankie Luvu (2021-23)

C Andre James (2019-24)		QB Marcus Mariota (2020-21)
-------------------------	---	-----------------------------

Italicized indicates coaches who were players at the time.

JOE HORTIZ

PLAYER OF THE WEEK HONORS

One of the NFL's top talent evaluators for the last quarter century, **Joe Hortiz** brought his shrewd eye for talent and roster construction to the Chargers in his first season as General Manager — as the Bolts featured a pair of players acquired or extended by Hortiz that earned AFC Player of the Week recognition.

In his first draft as GM, Hortiz selected **CB Tarheeb Still** in the fifth round. The Maryland product turned in a breakout performance in Los Angeles' Week 13 victory over Atlanta, becoming the first Chargers rookie to win AFC Defensive Player of the Week since 2007. He led all NFL players in Week 13 with two interceptions, including one that he returned 61 yards for a touchdown that proved to be the winning score.

Hortiz extended **K Cameron Dicker** right before the 2024 season, locking in the most accurate kicker in NFL history for the Bolts for the foreseeable future. Dicker capped his 2024 campaign with back-to-back AFC Special Teams Player of the Week awards in Weeks 17 and 18. He was the only player in 2024 to win any Player of the Week honor in back-to-back weeks. Over those two games, Dicker led all NFL players with 30 points scored and eight field goals made.

CHARGERS TO WIN AFC PLAYER OF THE WEEK, ACQUIRED OR EXTENDED SINCE 2024

Season	Player	Phase	Week
2024	CB Tarheeb Still	Defense	Week 13 at Atl.
	K Cameron Dicker	Special Teams	Week 17 at N.E.
	K Cameron Dicker	Special Teams	Week 18 at L.V.



PFWA SUPERLATIVES

Joe Hortiz made his first draft choice as a general manager with the No. 5 overall pick of the 2024 NFL Draft, selecting **T Joe Alt**. Alt turned in a stellar rookie campaign, becoming one of the top tackles in the AFC, earning All-Rookie recognition from the *Professional Football Writers of America*.

Below is a look at Hortiz's draft picks that have been recognized by the *PFWA* as All-NFL, All-AFC or All-Rookie:

CHARGERS DRAFT PICK SUPERLATIVES FROM PFWA WHILE WITH TEAM, SINCE 2024

Drafted	Player	All-NFL	All-AFC	All-Rookie
2024	T Joe Alt	0	0	1

JIM HARBAUGH

A PROVEN WINNER

Fresh off coaching his alma mater, the University of Michigan, to a 15-0 season and CFP National Championship in 2023, **Jim Harbaugh** continued his culture of winning with the Bolts, leading the Chargers to an 11-6 record in his first season as head coach. He began his second season with a 3-0 record, with all three wins coming against AFC West foes. Harbaugh has six straight victories on Kickoff Weekend, the longest winning streak on Kickoff Weekend among active NFL head coaches.

He now has a 58-26-1 record (.688 pct.) as an NFL head coach, the eighth-best winning percentage in history among NFL head coaches with at least 60 games coached.

HEAD COACH WINNING PCT., REGULAR SEASON, MIN. 60 GAMES COACHED, NFL HISTORY

Rk.	Teams	Coach	W	L	T	Pct.
1.	Four Teams*	Guy Chamberlin	58	16	7	.784
2.	Oak.	John Madden	103	32	7	.759
3.	G.B./Was.	Vince Lombardi	96	34	6	.738
4.	Phi.	Nick Sirianni	52	20	0	.722
5.	Was.	Ray Flaherty	54	21	3	.720
6.	LAR/Was.	George Allen	116	47	5	.712
7.	Cle.	Blanton Collier	76	34	2	.691
8.	S.F./LAC	Jim Harbaugh	58	26	1	.688
9.	Three Teams**	George Halas	318	148	31	.682
10.	BalC***/Mia.	Don Shula	328	156	6	.677

*Canton Bulldogs/Cleveland Bulldogs/
Frankford Yellow Jackets/Chicago Cardinals
**Decatur Staleys/Chicago Staleys/Chicago Bears
***Baltimore Colts

Over his NFL coaching career, Harbaugh's teams have allowed just 17.5 points per game, the fifth-best rate for any head coach with at least 80 games coached since the 1970 NFL-AFL Merger.

POINTS ALLOWED PER GAME, HEAD COACHES, REGULAR SEASON, MIN. 80 GAMES COACHED, NFL, SINCE 1970

Rank	Team/s	Coach	Points Allowed/Game
1.	LAR/Was.	George Allen	15.1
2.	Min.	Bud Grant	17.1
3.	Bal.	Brian Billick	17.3
4.	Oak.	John Madden	17.4
5.	S.F./LAC	Jim Harbaugh	17.5
6.	Pit.	Bill Cowher	17.6
7.	Cin.	Paul Brown	17.7
8.	Pit.	Chuck Noll	17.8
9.	S.F./Car.	George Seifert	18.0
10.	Mia.	Don Shula	18.1



COACHING AT AN ALL-STAR LEVEL

Jim Harbaugh, one of the top motivators in football, is known for being able to get the very best out of his players. His motivational skills are evident in the number of all-stars he has coached, as Harbaugh has now coached 21 different players to be named to a combined 34 Pro Bowl selections.

PRO BOWLERS COACHED BY JIM HARBAUGH

Season	Team	Harbaugh Position	Pro Bowlers
2011	San Francisco	Head Coach	9
			<i>K David Akers, S Dashon Goldson, RB Frank Gore, LS Brian Jennings, P Andy Lee, CB Carlos Rogers, DT Justin Smith, T Joe Staley, LB Patrick Willis</i>
2012	San Francisco	Head Coach	9
			<i>LB NaVorro Bowman, S Dashon Goldson, RB Frank Gore, G Mike Iupati, OLB Aldon Smith, DT Justin Smith, T Joe Staley, S Donte Whitner, LB Patrick Willis</i>
2013	San Francisco	Head Coach	9
			<i>LB NaVorro Bowman, LB Ahmad Brooks, TE Vernon Davis, RB Frank Gore, G Mike Iupati, S Eric Reid, DT Justin Smith, T Joe Staley, LB Patrick Willis</i>
2014	San Francisco	Head Coach	3
			<i>S Antoine Bethea, G Mike Iupati, T Joe Staley</i>
2024	L.A. Chargers	Head Coach	4
			<i>OLB Joey Bosa, S Derwin James Jr., OLB Khalil Mack, T Rashawn Slater</i>
Totals	21 Players		34 Pro Bowls

FAST 50

In 2024, **Jim Harbaugh** reached his 50th career win as an NFL head coach. He reached that mark in his 73rd game, tied as the fourth-fastest coach to do so in the last 30 years.

FEWEST GAMES TO 50 WINS, NFL HEAD COACHES, SINCE 1995

Rank	Team/s	Coach	Games
1.	Atl.	Mike Smith	71
2.	Bal.	John Harbaugh	72
	LAR	Sean McVay	72
4.	S.F./LAC	Jim Harbaugh	73
	Pit.	Bill Cowher	73

ASSISTANT COACHES



RYAN FICKEN

SPECIAL TEAMS COORDINATOR

19TH NFL SEASON | 4TH SEASON WITH CHARGERS



JESSE MINTER

DEFENSIVE COORDINATOR

6TH NFL SEASON | 2ND SEASON WITH CHARGERS



GREG ROMAN

OFFENSIVE COORDINATOR

27TH NFL SEASON | 2ND SEASON WITH CHARGERS



ANDY BISCHOFF

RUN GAME COORDINATOR/TIGHT ENDS

13TH NFL SEASON | 2ND SEASON WITH CHARGERS



NAVORRO BOWMAN

LINEBACKERS

10TH NFL SEASON | 2ND SEASON WITH CHARGERS



MARCUS BRADY

PASSING GAME COORDINATOR

8TH NFL SEASON | 2ND SEASON WITH CHARGERS



KIRK CAMPBELL

OFFENSIVE ASSISTANT

1ST NFL SEASON | 1ST SEASON WITH CHARGERS



JEFF CARPENTER

OFFENSIVE QUALITY CONTROL/TIGHT ENDS

3RD NFL SEASON | 2ND SEASON WITH CHARGERS



STEVE CLINKSCALE

DEFENSIVE BACKS

2ND NFL SEASON | 2ND SEASON WITH CHARGERS



SHANE DAY

QUARTERBACKS

17TH NFL SEASON | 4TH SEASON WITH CHARGERS



MIKE DEVLIN

OFFENSIVE LINE

30TH NFL SEASON | 2ND SEASON WITH CHARGERS



MIKE ELSTON

DEFENSIVE LINE

2ND NFL SEASON | 2ND SEASON WITH CHARGERS



ADAM FULLER

SAFETIES

1ST NFL SEASON | 1ST SEASON WITH CHARGERS



CHRIS GOULD

ASSISTANT SPECIAL TEAMS

11TH NFL SEASON | 4TH SEASON WITH CHARGERS



JOSH HAMMOND

OFFENSIVE ASSISTANT

4TH NFL SEASON | 2ND SEASON WITH CHARGERS



NICK HARDWICK

ASSISTANT OFFENSIVE LINE

13TH NFL SEASON | 13TH SEASON WITH CHARGERS



MIKE HIESTAND

DEFENSIVE ASSISTANT

7TH NFL SEASON | 4TH SEASON WITH CHARGERS



SANJAY LAL

WIDE RECEIVERS

21ST NFL SEASON | 2ND SEASON WITH CHARGERS



KIEL McDONALD

RUNNING BACKS

2ND NFL SEASON | 2ND SEASON WITH CHARGERS



RICK MINTER

SENIOR ANALYST

5TH NFL SEASON | 2ND SEASON WITH CHARGERS



ROBERT MUSCHAMP

DEFENSIVE QUALITY CONTROL

3RD NFL SEASON | 3RD SEASON WITH CHARGERS




DYLAN RONEY

OUTSIDE LINEBACKERS

2ND NFL SEASON | 2ND SEASON WITH CHARGERS

TEAM NOTES

WELCOME TO L.A.



22 players on Los Angeles' active roster were new this season.

HOW NEW CHARGERS WERE ACQUIRED

How Acquired	New Players
Draft Selections	7
Undrafted Free Agents/IPP	2
Veteran Free Agents	12
Practice Squad Signings	0
Trades	1
Waiver Claims	0
Totals	22

NEW CHARGERS ON THE ACTIVE ROSTER

Pos.	Player	Exp.	How Acq.
WR	Keenan Allen	13	Free Agent
G	Mekhi Becton Sr.	6	UFA (Philadelphia)
DL	Jamaree Caldwell	R	Draft Selection (3-86)
TE	Tyler Conklin	8	UFA (N.Y. Jets)
T	Austin Deculus	3	Trade (Houston)
TE	Oronde Gadsden	R	Draft Selection (5-165)
RB	Omarion Hampton	R	Draft Selection (1-22)
DL	Da'Shawn Hand	8	UFA (Miami)
RB	Najee Harris	5	UFA (Pittsburgh)
WR	Tre' Harris	R	Draft Selection (2-55)
CB	Donte Jackson	8	UFA (Pittsburgh)
C	Andre James	7	Free Agent
DL	Naquan Jones	5	UFA (Arizona)
OLB	Kyle Kennard	R	Draft Selection (4-125)
WR	KeAndre Lambert-Smith	R	Draft Selection (5-158)
QB	Trey Lance	5	UFA (Dallas)
LS	Rick Lovato	9	Free Agent
S	RJ Mickens	R	Draft Selection (6-214)
LB	Del'Shawn Phillips	6	UFA (Houston)
CB	Nikko Reed	R	Undrafted Free Agent
CB	Benjamin St-Juste	4	UFA (Washington)
LB	Marlowe Wax	R	Undrafted Free Agent

COACH LOCATIONS

For the 2025 season, 22 members of the Chargers coaching staff are down on the sideline while 10 others are up in the booth. The location of each coach can be seen below:

CHARGERS COACHES DOWN ON THE SIDELINE (22)

Name	Position
Jim Harbaugh	Head Coach
Ryan Ficken	Special Teams Coordinator
Jesse Minter	Defensive Coordinator
Andy Bischoff	Run Game Coordinator/Tight Ends
NaVorro Bowman	Linebackers
Marcus Brady	Passing Game Coordinator
Steve Clinkscale	Defensive Backs
Shane Day	Quarterbacks
Mike Devlin	Offensive Line
Mike Elston	Defensive Line
Chris Gould	Assistant Special Teams
Josh Hammond	Offensive Assistant
Nick Hardwick	Assistant Offensive Line
Sanjay Lal	Wide Receivers
Kiel McDonald	Running Backs
Dylan Roney	Outside Linebackers
Maurquice Shakir	Alex G. Spanos Coaching Fellow
Ben Herbert	Executive Director of Player Performance
Jonathan Brooks	Head Strength & Conditioning
Devin Woodhouse	Head Strength & Conditioning
Ben Rabe	Director of Performance Analytics
Lincoln DeWolf	Performance Analyst

CHARGERS COACHES UP IN THE BOOTH (10)

Name	Position
Greg Roman	Offensive Coordinator
Kirk Campbell	Offensive Assistant
Jeff Carpenter	Offensive Quality Control/Tight Ends
Adam Fuller	Safeties
Mike Hiestand	Defensive Assistant
Rick Minter	Senior Analyst
Robert Muschamp	Defensive Quality Control
Chuka Ndulue	Alex G. Spanos Coaching Fellow
Justin Poindexter	Alex G. Spanos Coaching Fellow
Miles Taylor	Alex G. Spanos Coaching Fellow

TEAM NOTES

A TOP DEFENSE

One season after the Chargers ranked No. 1 in the NFL in scoring defense by allowing just 17.7 points per game, the Bolts rank fourth in the NFL in 2025 by allowing 17.8 points per game. Since the beginning of the 2024 season, Los Angeles' 17.7 points allowed per game is the best in the NFL.

POINTS ALLOWED PER GAME, NFL, 2025

Rank	Team	Points Allowed/Game
1.	Houston Texans	12.8
2.	Denver Broncos	16.8
	Seattle Seahawks	16.8
4.	Los Angeles Chargers	17.8
5.	Jacksonville Jaguars	18.0

POINTS ALLOWED PER GAME, NFL, SINCE 2024

Rank	Team	Points Allowed/Game
1.	Los Angeles Chargers	17.7
2.	Denver Broncos	18.0
3.	Philadelphia Eagles	18.6
4.	Kansas City Chiefs	19.1
5.	Minnesota Vikings	19.6

POINTS ALLOWED PER GAME, NFL, 2024

Rank	Team	Points Allowed/Game
1.	Los Angeles Chargers	17.7
2.	Philadelphia Eagles	17.8
3.	Denver Broncos	18.3
4.	Kansas City Chiefs	19.2
5.	Minnesota Vikings	19.5

The Bolts are also the best scoring defense in the first half over the last two seasons, allowing just 7.9 points per game. This season, the Bolts rank fifth in the league, allowing 8.0 points per game in the opening half. Under Head Coach Jim Harbaugh and Defensive Coordinator Jesse Minter, the unit has not allowed a first-half touchdown in seven games, tied for the seventh-most in the NFL over the last two seasons.

POINTS ALLOWED PER GAME, FIRST HALF, NFL, 2025

Rank	Team	Points Allowed/Game
1.	Green Bay Packers	5.5
	Jacksonville Jaguars	5.5
3.	Houston Texans	7.0
4.	Seattle Seahawks	7.5
5.	Los Angeles Chargers	8.0
6.	Arizona Cardinals	8.3

POINTS ALLOWED PER GAME, FIRST HALF, NFL, SINCE 2024

Rank	Team	Points Allowed/Game
1.	Los Angeles Chargers	7.9
2.	Minnesota Vikings	8.0
3.	Houston Texans	9.0
4.	Washington Commanders	9.0
5.	San Francisco 49ers	9.5

ELITE DEFENSE

Los Angeles' defense is not only among the league's best in scoring defense, but in total defense (third) and passing defense (fifth).

TOTAL NET YARDS ALLOWED PER GAME, NFL, 2025

Rank	Team	Total Net Yards Allowed/Game
1.	Cleveland Browns	222.5
2.	Atlanta Falcons	244.0
3.	Los Angeles Chargers	270.0
4.	Tampa Bay Buccaneers	272.8
5.	Houston Texans	280.5
	San Francisco 49ers	280.5

NET PASSING YARDS ALLOWED PER GAME, NFL, 2025

Rank	Team	Net Passing Yards Allowed/Game
1.	Buffalo Bills	125.8
2.	Atlanta Falcons	135.0
3.	Minnesota Vikings	151.5
4.	Cleveland Browns	152.3
5.	Los Angeles Chargers	158.8
6.	San Francisco 49ers	165.0
7.	Houston Texans	178.3
8.	Kansas City Chiefs	185.8
9.	Denver Broncos	186.0
	Los Angeles Rams	186.0

Over the last two seasons, the Bolts sport the No. 6 unit in total defense (314.0 net yards allowed per game) and sixth-ranked passing defense (197.7 net passing yards allowed per game).

TOTAL NET YARDS ALLOWED PER GAME, NFL, SINCE 2025

Rank	Team	Total Net Yards Allowed/Game
1.	Philadelphia Eagles	288.8
2.	Houston Texans	308.4
3.	Green Bay Packers	308.6
4.	San Francisco 49ers	310.4
5.	Denver Broncos	311.0
6.	Los Angeles Chargers	314.0
7.	New York Jets	316.9
8.	Kansas City Chiefs	319.1
9.	Cleveland Browns	319.3
10.	Tennessee Titans	322.1

NET PASSING YARDS ALLOWED PER GAME, NFL, 2025

Rank	Team	Net Passing Yards Allowed/Game
1.	Philadelphia Eagles	180.5
2.	Tennessee Titans	186.8
3.	San Francisco 49ers	187.5
4.	New York Jets	194.0
5.	Houston Texans	196.7
6.	Los Angeles Chargers	197.7
7.	Washington Commanders	200.7
8.	Cleveland Browns	201.0
9.	Buffalo Bills	207.0
10.	Atlanta Falcons	207.5

TEAM NOTES

OFFENSIVE FIREPOWER

The Chargers sport the No. 5 passing offense in the NFL, averaging 249.0 net passing yards per game. The unit is also ranked eighth in total offense, posting 356.3 total net yards per game.

TOTAL NET YARDS PER GAME, NFL, 2025

Rank	Team	Total Net Yards/Game
1.	Dallas Cowboys	404.3
2.	Buffalo Bills	404.0
3.	Indianapolis Colts	397.3
4.	Los Angeles Rams	388.3
5.	San Francisco 49ers	368.0
6.	Detroit Lions	365.0
7.	Atlanta Falcons	362.8
8.	Los Angeles Chargers	356.3
9.	Denver Broncos	354.5

NET PASSING YARDS PER GAME, NFL, 2025

Rank	Team	Net Passing Yards/Game
1.	Dallas Cowboys	281.3
2.	San Francisco 49ers	280.0
3.	Los Angeles Rams	367.5
4.	Indianapolis Colts	261.0
5.	Los Angeles Chargers	249.0
6.	Buffalo Bills	240.5

PASS BREAKUP MACHINE

The defense in the *Monday Night Football* victory over Las Vegas in Week 2 totaled 15 passes defended, the most by any team in a single game over the last four seasons. The Bolts are the only team with two performances of 12-plus pass breakups over the last two seasons.

The unit featured seven different players record two or more pass breakups. It was the first game in at least 30 years where a team had seven or more players with multiple passes defended.

MOST PASSES DEFENSED, SINGLE GAME, NFL, SINCE 2022

Rank	Team	Game	PD
1.	Los Angeles Chargers	Sept. 15, 2025 at L.V.	15
2.	New Orleans Saints	Dec. 8, 2024 at NYG	14
3.	New Orleans Saints	Sept. 24, 2023 at G.B.	13
	Minnesota Vikings	Dec. 4, 2022 vs. NYJ	13
5.	Eight Performances		12

MOST PLAYERS WITH MULTIPLE PASSES DEFENSED, SINGLE GAME, NFL, SINCE 1991

Rank	Team	Game	Players
1.	Los Angeles Chargers	Sept. 15, 2025 at L.V.	7
2.	Kansas City Chiefs	Sept. 25, 2016 vs. NYJ	6
	Miami Dolphins	Nov. 12, 2006 vs. K.C.	6
	Washington Redskins	Jan. 1, 2006 at Phi.	6

BEND, DON'T BREAK

Los Angeles continued its excellence as a red zone defense in 2025, having been the NFL's best in 2024. That season, the unit allowed just 18 touchdowns on 40 red zone drives (45.0 pct.). The 45.0 defensive red zone percentage led the league in 2024.

The Bolts rank second in the NFL this season, allowing just four red zone touchdowns on 13 drives (38.8 pct.). Since the beginning of the 2024 season, the Bolts have allowed just 22 touchdowns on 53 red zone drives (41.5 pct.), good for the best defensive red zone percentage in the NFL.

RED ZONE DEFENSE, NFL, SINCE 2024

Rank	Team	RZ Drives	RZ TDs	RZ Pct.
1.	L.A. Chargers	53	22	41.5
2.	Denver	61	26	42.6
3.	Philadelphia	59	28	47.5
4.	Chicago	80	40	50.0
5.	Miami	71	36	50.7

RED ZONE DEFENSE, NFL, 2025

Rank	Team	RZ Drives	RZ TDs	RZ Pct.
1.	Denver	12	3	25.0
2.	L.A. Chargers	13	4	30.8
3.	Philadelphia	11	4	36.4
4.	Las Vegas	13	5	38.5
5.	Jacksonville	9	4	44.4

RED ZONE DEFENSE, NFL, 2024

Rank	Team	RZ Drives	RZ TDs	RZ Pct.
1.	L.A. Chargers	40	18	45.0
2.	Chicago	63	29	46.0
3.	Denver	49	23	46.9
4.	Miami	55	27	49.1
5.	L.A. Rams	56	28	50.0
	Philadelphia	48	24	50.0

GETTING OFF THE FIELD

After finishing 2024 as the seventh-ranked third down defense in the NFL, the Bolts picked up where they left off. In Week 3, the Chargers held Denver to just two conversions on 13 attempts (15.4 pct.). Over the last two seasons, the Chargers have the third-best third down defense in the NFL, allowing 103 conversions on 284 attempts (36.3 pct.).

THIRD DOWN DEFENSE, NFL, SINCE 2024

Rank	Team	3D Att.	3D Conv.	3D Pct.
1.	Detroit	233	80	34.3
2.	Minnesota	267	94	35.2
3.	Philadelphia	257	92	35.8
4.	Houston	273	98	35.9
5.	Chicago	254	92	36.2
6.	L.A. Chargers	284	103	36.3
7.	Denver	291	106	36.4

JUSTIN HERBERT

HERBERT AS A PRO

Since entering the NFL, **Justin Herbert** ranks inside the NFL's top five in completions, passing yards, passing touchdowns and combined touchdowns. His 29 games with 300-plus passing yards rank tied No. 2 in the NFL since 2020.

PASSING COMPLETIONS, NFL, SINCE 2020

Rank	Team/s	Player	Completions
1.	K.C.	QB Patrick Mahomes	2,141
2.	LAC	QB Justin Herbert	2,040
3.	LAR/Det.	QB Jared Goff	1,971
4.	Buf.	QB Josh Allen	1,941
5.	Cin.	QB Joe Burrow	1,769

PASSING YARDS, NFL, SINCE 2020

Rank	Team/s	Player	Passing Yards
1.	K.C.	QB Patrick Mahomes	23,879
2.	Buf.	QB Josh Allen	22,235
3.	LAC	QB Justin Herbert	22,156
4.	LAR/Det.	QB Jared Goff	21,768
5.	Det./LAR	QB Matthew Stafford	19,898

PASSING TOUCHDOWNS, NFL, SINCE 2020

Rank	Team/s	Player	Passing Touchdowns
1.	K.C.	QB Patrick Mahomes	176
2.	Buf.	QB Josh Allen	172
3.	G.B./NYJ/Pit.	QB Aaron Rodgers	147
4.	LAC	QB Justin Herbert	144
	Det./LAR	QB Jared Goff	144
6.	Cin.	QB Joe Burrow	142

COMBINED TOUCHDOWNS, NFL, SINCE 2020

Rank	Team/s	Player	Combined Touchdowns
1.	Buf.	QB Josh Allen	223
2.	K.C.	QB Patrick Mahomes	188
3.	LAC	QB Justin Herbert	157
4.	Bal.	QB Lamar Jackson	156
5.	Cin.	QB Joe Burrow	154
	G.B./NYJ/Pit.	QB Aaron Rodgers	154
7.	Det./LAR	QB Jared Goff	150
8.	Phi.	QB Jalen Hurts	149

MOST GAMES WITH 300-PLUS PASSING YARDS, NFL, SINCE 2020

Rank	Team/s	Player	Games
1.	K.C.	QB Patrick Mahomes	31
2.	LAC	QB Justin Herbert	29
	Buf.	QB Josh Allen	29
4.	Cin.	QB Joe Burrow	26
5.	LAR/Det.	QB Jared Goff	24



AMONG THE LEAGUE LEADERS

Justin Herbert is among the top passers in the NFL in 2025, ranking No. 3 in the league with 95 completions so far on the year.

PASSING COMPLETIONS, QUALIFIED PASSERS, NFL, 2025

Rank	Team	Player	Completions
1.	Dal.	QB Dak Prescott	121
2.	N.O.	QB Spencer Rattler	98
3.	LAC	QB Justin Herbert	95
4.	Cle.	QB Joe Flacco	93
5.	LAR	QB Matthew Stafford	92

PASSING YARDS, QUALIFIED PASSERS, NFL, 2025

Rank	Team	Player	Passing Yards
1.	Dal.	QB Dak Prescott	1,119
2.	LAR	QB Matthew Stafford	1,114
3.	Ind.	QB Daniel Jones	1,078
4.	LAC	QB Justin Herbert	1,063
5.	G.B.	QB Jordan Love	1,000

PASSING TOUCHDOWNS, QUALIFIED PASSERS, NFL, 2025

Rank	Team/s	Player	Passing Touchdowns
1.	Bal.	QB Lamar Jackson	10
2.	Det.	QB Jared Goff	9
3.	Chi.	QB Caleb Williams	8
	G.B.	QB Jordan Love	8
	LAR	QB Matthew Stafford	8
	Pit.	QB Aaron Rodgers	8
	T.B.	QB Baker Mayfield	8
8.	LAC	QB Justin Herbert	7
	—	Five Other Players	7

JUSTIN HERBERT



A RATE ABOVE

Justin Herbert has thrown two or more touchdowns and eclipsed a passer rating of 100 in 34 career games, tied for the third-most by any player through the first six seasons of a career in NFL history. Herbert also has 20 games with two-plus touchdowns and a passer rating of at least 115, tied for No. 5 through the first six seasons of a career.

MOST GAMES WITH MULTIPLE TOUCHDOWN PASSES AND A 100-PLUS PASSER RATING, FIRST SIX SEASONS, NFL HISTORY

Rank	Team	Player	Games
1.	K.C.	QB Patrick Mahomes	44
2.	Sea.	QB Russell Wilson	36
3.	LAC	QB Justin Herbert	34
	Buf.	QB Josh Allen	34
	Dal.	QB Dak Prescott	34
6.	Cin.	QB Joe Burrow	33

MOST GAMES WITH MULTIPLE TOUCHDOWN PASSES AND A 115-PLUS PASSER RATING, FIRST SIX SEASONS, NFL HISTORY

Rank	Team	Player	Games
1.	K.C.	QB Patrick Mahomes	32
2.	Sea.	QB Russell Wilson	28
3.	Dal.	QB Dak Prescott	22
4.	S.D.	QB Philip Rivers	21
5.	LAC	QB Justin Herbert	20
	Cin.	QB Boomer Esiason	20
	Min.	QB Daunte Culpepper	20

FAB FIVE

In 2024, **Justin Herbert** became just the third player in NFL history to have 3,000 passing yards and 20 touchdowns in each of the first five seasons of a career, joining Hall of Fame QB Peyton Manning and QB Russell Wilson.

CONSECUTIVE SEASONS WITH 3,000 PASSING YARDS AND 20 TOUCHDOWN PASSES TO START A CAREER, NFL HISTORY

Rank	Team	Player	Consecutive Seasons
1.	Ind.	QB Peyton Manning	13 (1998-2010)
2.	Sea.	QB Russell Wilson	10 (2012-21)
3.	LAC	QB Justin Herbert	5 (2020-Present)
4.	Dal.	QB Dak Prescott	4 (2016-19)
	Oak.	QB Derek Carr	4 (2014-17)

BIG-TIME PERFORMER

After he set rookie records in 2020 with eight 300-yard games and six three-touchdown performances, **Justin Herbert** continues to put up big-time performances.

Herbert has topped 300 passing yards 29 times in his career, good for the fourth-most in a player's first six pro seasons in NFL history.

MOST GAMES WITH 300-PLUS PASSING YARDS, FIRST SIX SEASONS, NFL HISTORY

Rank	Team/s	Player	Games
1.	K.C.	QB Patrick Mahomes	41
2.	Mia.	QB Dan Marino*	32
3.	StL	QB Kurt Warner*	30
4.	LAC	QB Justin Herbert	29
5.	Det.	QB Matthew Stafford	27
	T.B./N.O.	QB Jameis Winston	27
7.	Cin.	QB Joe Burrow	26
	Ind.	QB Andrew Luck	26
	LAR	QB Jared Goff	26

**Pro Football Hall of Famer*

Herbert has thrown at least three touchdowns in 21 games, tied for No. 8 over a player's first six seasons. He has thrown multiple touchdown passes in 46 career games, tied for the seventh-most by a player through their first six professional seasons.

MOST GAMES WITH THREE-PLUS TOUCHDOWN PASSES, FIRST SIX SEASONS, NFL HISTORY

Rank	Team/s	Player	Games
1.	Mia.	QB Dan Marino*	37
2.	K.C.	QB Patrick Mahomes	36
3.	Cin.	QB Joe Burrow	26
	Dal.	QB Dak Prescott	26
5.	Atl./G.B.	QB Brett Favre	24
6.	Ind.	QB Peyton Manning*	23
	Buf.	QB Josh Allen	23
8.	LAC	QB Justin Herbert	21
	StL	QB Kurt Warner*	21
	Sea.	QB Russell Wilson	21
11.	Cin.	QB Boomer Esiason	20

MOST GAMES WITH MULTIPLE TOUCHDOWN PASSES, FIRST SIX SEASONS, NFL HISTORY

Rank	Team/s	Player	Games
1.	Mia.	QB Dan Marino*	58
	K.C.	QB Patrick Mahomes	58
3.	Buf.	QB Josh Allen	54
4.	Ind.	QB Peyton Manning*	50
5.	Atl.	QB Matt Ryan	49
	Sea.	QB Russell Wilson	49
7.	LAC	QB Justin Herbert	46
	Phi./Ind.	QB Carson Wentz	46
9.	Cin.	QB Joe Burrow	45
	Ind.	QB Andrew Luck	45

**Pro Football Hall of Famer*

JUSTIN HERBERT

PROTECT THE FOOTBALL

Justin Herbert is among the best at protecting the football in NFL history, as his 1.6 passing interception percentage ranks No. 3 in NFL history among players with at least 1,000 attempts. His percentage is the second-best in the NFL since he entered the professional ranks in 2020.

PASSING INT PCT., MIN. 1,000 ATT., NFL HISTORY

Rank	Team/s	Player	Passing INT Pct.
1.	Six Teams^	QB Jacoby Brissett	1.4
2.	G.B./NYJ/Pit.	QB Aaron Rodgers	1.4
3.	LAC	QB Justin Herbert	1.6
4.	Seven Teams*	QB Tyrod Taylor	1.7
5.	K.C.	QB Patrick Mahomes	1.7

[^]Colts, Dolphins, Browns, Commanders, Patriots, Cardinals

*Ravens, Bills, Browns, Chargers, Texans, Giants, Jets

PASSING INT PCT., MIN. 1,000 ATT., NFL, SINCE 2020

Rank	Team/s	Player	Passing INT Pct.
1.	G.B./NYJ/Pit.	QB Aaron Rodgers	1.5
2.	LAC	QB Justin Herbert	1.6
3.	T.B.	QB Tom Brady	1.6
4.	Pit.	QB Ben Roethlisberger	1.6
5.	Hou./Cle.	QB Deshaun Watson	1.7

Herbert threw a team-record three interceptions in 2024, the second-fewest in a single season by any player in history (min. 450 att.). Since the start of the 2024 season, Herbert's six interceptions are the second-fewest in the NFL (min. 500 att.).

FEWEST PASSING INTERCEPTIONS, MIN. 500 ATT., NFL, SINCE 2024

Rank	Team	Player	Passing INTs
1.	Bal.	QB Lamar Jackson	5
2.	LAC	QB Justin Herbert	6
3.	Buf.	QB Josh Allen	7
4.	Chi.	QB Caleb Williams	8
5.	Cin.	QB Joe Burrow	9
	Was.	QB Jayden Daniels	9

COMPLETING RECORDS

After setting the rookie completions record in 2020, **Justin Herbert** has continued his pace, setting the record for the most through the first five seasons of a career. He now has 2,040 career completions, good for No. 4 on the all-time list through the first six seasons of a career.

COMPLETIONS, FIRST SIX SEASONS, NFL HISTORY

Rank	Team	Player	Completions
1.	Ind.	QB Peyton Manning*	2,128
2.	Oak.	QB Derek Carr	2,120
3.	Atl.	QB Matt Ryan	2,093
4.	LAC	QB Justin Herbert	2,040
5.	Buf.	QB Josh Allen	1,989

*Pro Football Hall of Famer

The sixth-year passer reached 2,000 career completions in Week 3, becoming the youngest player in NFL history to reach that mark, while also being the second-fastest. Herbert previously set the record for the most completions before turning 27 years old (1,945) as well as the the all-time records as the fastest player in NFL history to reach 1,000 completions (38th career game) and 1,500 completions (57th career game).

YOUNGEST PLAYERS TO REACH 2,000 CAREER COMPLETIONS, NFL HISTORY

Rank	Team	Player	Age (Years-Days)
1.	LAC	QB Justin Herbert	27-195
2.	N.E.	QB Drew Bledsoe	27-239
3.	Ind.	QB Peyton Manning*	27-245
4.	Det.	QB Matthew Stafford	27-254
5.	K.C.	QB Patrick Mahomes	27-356

FEWEST GAMES TO 2,000 COMPLETIONS, NFL HISTORY

Rank	Team	Player	Games
1.	K.C.	QB Patrick Mahomes	81
2.	LAC	QB Justin Herbert	82
3.	Det.	QB Matthew Stafford	83
4.	Ind.	QB Andrew Luck	86

*Pro Football Hall of Famer

JUSTIN HERBERT

HERBERT SETS PASSING YARDS RECORD

In 2024, **Justin Herbert** set the record for passing yards through a player's first five seasons (21,093). His 22,156 career passing yards rank No. 9 through the first six seasons of a career. Herbert is also the only player ever to eclipse 4,000 yards in each of his first three years and the only player to top 4,500 yards in two of his first three seasons.

PASSING YARDS, FIRST SIX SEASONS, NFL HISTORY

Rank	Team/s	Player	Passing Yards
1.	Ind.	QB Peyton Manning*	24,885
2.	K.C.	QB Patrick Mahomes	24,241
3.	Mia.	QB Dan Marino*	23,472
4.	Atl.	QB Matt Ryan	23,472
5.	Oak.	QB Derek Carr	22,793
6.	Buf.	QB Josh Allen	22,703
7.	Cin.	QB Andy Dalton	22,214
8.	Sea.	QB Russell Wilson	22,176
9.	LAC	QB Justin Herbert	22,156
10.	Dal.	QB Dak Prescott	22,083

*Pro Football Hall of Famer

Herbert topped 15,000 passing yards in his 52nd career game, becoming the second-fastest player in history to eclipse that mark. He eclipsed 20,000 yards in Week 15 of the 2024 season — his 76th career game and at 26 years, 280 days old to be the third-youngest and tie as the fifth-fastest player to do so in NFL history.

YOUNGEST PLAYERS TO REACH 20,000 CAREER PASSING YARDS, NFL HISTORY

Rank	Team/s	Player	Age (Years-Days)
1.	N.E.	QB Drew Bledsoe	26-253
2.	Ind.	QB Peyton Manning*	26-266
3.	LAC	QB Justin Herbert	26-280
4.	Det.	QB Matthew Stafford	26-282
5.	Mia.	QB Dan Marino*	27-3
6.	K.C.	QB Patrick Mahomes	27-15
7.	LAR/Det.	QB Jared Goff	27-17
8.	Buf.	QB Josh Allen	27-154

*Pro Football Hall of Famer

FEWEST GAMES TO 20,000 PASSING YARDS, NFL HISTORY

Rank	Team/s	Player	Games
1.	K.C.	QB Patrick Mahomes	67
2.	Det.	QB Matthew Stafford	71
3.	Mia.	QB Dan Marino*	74
	Ind.	QB Andrew Luck	74
5.	LAC	QB Justin Herbert	76
	StL/NYG/Ari.	QB Kurt Warner*	76
	Was./Min.	QB Kirk Cousins	76

TOUCHDOWN MACHINE

After setting the all-time rookie record with 31 touchdown passes in 2020, **Justin Herbert** joined Hall of Famer Peyton Manning as the only players ever to throw 25 touchdown passes in each of their first three seasons.

Herbert ranked No. 6 in NFL history for passing touchdowns through the first five seasons of a career. He now has 144 career passing touchdowns, good for the eighth-most by any player in their first six pro seasons. In 2023, Herbert eclipsed 100 career touchdown passes in Week 3, making him the fifth-fastest (52 games) and fourth-youngest (25 years, 198 days) to eclipse that mark.

PASSING TOUCHDOWNS, FIRST SIX SEASONS, NFL HISTORY

Rank	Team/s	Player	Passing Touchdowns
1.	Mia.	QB Dan Marino*	196
2.	K.C.	QB Patrick Mahomes	192
3.	Ind.	QB Peyton Manning*	167
	Buf.	QB Josh Allen	167
5.	Sea.	QB Russell Wilson	161
6.	Atl.	QB Matt Ryan	153
7.	Atl./G.B.	QB Brett Favre	147
8.	LAC	QB Justin Herbert	144
9.	Dal.	QB Dak Prescott	143
	Oak.	QB Derek Carr	143
11.	Cin.	QB Joe Burrow	142
	Cin.	QB Andy Dalton	142

FEWEST GAMES TO 100 PASSING TOUCHDOWNS, NFL HISTORY

Rank	Team	Player	Games
1.	K.C.	QB Patrick Mahomes	40
2.	Mia.	QB Dan Marino*	44
3.	StL	QB Kurt Warner*	50
4.	Bal.	QB Johnny Unitas*	51
5.	LAC	QB Justin Herbert	52
6.	Hou.	QB Deshaun Watson	53

YOUNGEST PLAYERS TO REACH 100 CAREER PASSING TOUCHDOWNS, NFL HISTORY

Rank	Team	Player	Age (Years-Days)
1.	Mia.	QB Dan Marino*	24-357
2.	K.C.	QB Patrick Mahomes	25-52
3.	Hou.	QB Deshaun Watson	25-104
4.	LAC	QB Justin Herbert	25-198
5.	Buf.	QB Josh Allen	25-219
6.	Ind.	QB Peyton Manning*	25-232

*Pro Football Hall of Famer

JUSTIN HERBERT

DUAL-THREAT QUARTERBACK

Justin Herbert set the record for combined touchdowns as a rookie (36) and through a player's first two seasons (77). His 102 combined touchdowns were also the most in history through the first three seasons of a career.

He now has 157 career combined touchdowns, tied for No. 10 in NFL history through the first six seasons of a career.

COMBINED TOUCHDOWNS, FIRST SIX SEASONS, NFL HISTORY

Rank	Team/s	Player	Combined Touchdowns
1.	Buf.	QB Josh Allen	220
2.	K.C.	QB Patrick Mahomes	204
3.	Mia.	QB Dan Marino*	199
4.	Car.	QB Cam Newton	184
5.	Sea.	QB Russell Wilson	177
6.	Ind.	QB Peyton Manning*	176
7.	Dal.	QB Dak Prescott	168
8.	Cin.	QB Andy Dalton	160
9.	Atl.	QB Matt Ryan	158
10.	LAC	QB Justin Herbert	157
	Min.	QB Daunte Culpepper	157
12.	Atl./G.B.	QB Brett Favre	156
13.	Bal.	QB Lamar Jackson	154
	Cin.	QB Joe Burrow	154

**Pro Football Hall of Famer*

In the team's Week 10 win over Tennessee in 2024, Herbert ran in a four-yard score and threw a 16-yard touchdown, marking his 11th career game with a passing and a rushing touchdown. His 11 such games are the second-most in Chargers history.

MOST GAMES WITH A PASSING TOUCHDOWN AND A RUSHING TOUCHDOWN, CHARGERS HISTORY

Rank	Seasons	Player	Games
1.	1962-72	QB John Hadl*	12
2.	2020-Present	QB Justin Herbert	11
3.	1960-62	QB Jack Kemp	10
4.	1973-87	QB Dan Fouts*	9
5.	2001-09	RB LaDainian Tomlinson	5

**Pro Football Hall of Famer*

TARGET ACQUIRED

Justin Herbert has thrown touchdowns to 24 players, including 16 with multiple scores. He's most frequently thrown touchdowns to WR Keenan Allen, who caught 27 scores from Herbert. The first passing score of his career went to WR Jalen Guyton, who also caught the first touchdown of his career on the play.

HERBERT'S CAREER TOUCHDOWN PASSES BY RECEIVER

Receiver	Touchdown Passes
WR Keenan Allen	27
WR Mike Williams	18
RB Austin Ekeler	16
WR Quentin Johnston	13
TE Donald Parham Jr.	11
WR Joshua Palmer	9
TE Gerald Everett	7
WR Jalen Guyton	7
WR Ladd McConkey	7
TE Jared Cook	4
TE Hunter Henry	4
WR DeAndre Carter	3
WR Tyron Johnson	3
WR Derius Davis	2
TE Will Dissly	2
FB Zander Horvath	2
FB Gabe Nabers	2
TE Stephen Anderson	1
WR DJ Chark Jr.	1
WR Simi Fehoko	1
TE Virgil Green	1
RB Hassan Haskins	1
TE Stone Smartt	1
RB Kimani Vidal	1
Total (24 Receivers)	144

JUSTIN HERBERT

CLOSING OUT WINS

Justin Herbert has been clutch late in games dating back to his rookie season. In his career, Herbert has engineered 17 game-winning drives in the fourth quarter or overtime, good for the third-most since he entered the NFL in 2020.

JUSTIN HERBERT'S CAREER GAME-WINNING DRIVES

Game	Drive Length	Game-Winning Score
Dec. 13, 2020 vs. Atl.	6 plays, 49 yds (0:31)	Badgley 43-yd FG
Dec. 17, 2020 at L.V.	5 plays, 75 yds (1:49)	Herbert 1-yd TD run*
Dec. 27, 2020 vs. Den.	7 plays, 56 yds (2:01)	Badgley 37-yd FG
Sept. 12, 2021 at Was.	3 plays, 3 yds (0:45)	M.Williams 3-yd TD rec.
Sept. 26, 2021 at K.C.	8 plays, 59 yds (1:10)	M.Williams 4-yd TD rec.
Oct. 10, 2021 vs. Cle.	5 plays, 48 yds (0:31)	Ekeler 3-yd TD run
Nov. 7, 2021 at Phi.	15 plays, 64 yds (6:05)	Hopkins 29-yd FG
Nov. 21, 2021 vs. Pit.	3 plays, 75 yds (1:15)	M.Williams 53-yd TD rec.
Oct. 9, 2022 at Cle.	13 plays, 66 yds (6:26)	Bertolet 27-yd FG
Oct. 17, 2022 vs. Den.	4 plays, 7 yds (2:08)	Hopkins 39-yd FG*
Nov. 6, 2022 at Atl.	3 plays, 24 yds (0:34)	Dicker 37-yd FG
Nov. 27, 2022 at Ari.	7 plays, 38 yds (1:33)	Ekeler 1-yd TD rec.
Dec. 18, 2022 vs. Ten.	6 plays, 52 yards (0:44)	Dicker 43-yd FG
Sept. 24, 2023 at Min.	7 plays, 75 yards (3:15)	Palmer 30-yd TD rec.
Nov. 17, 2024 vs. Cin.	4 plays, 84 yards (0:27)	Dobbins 29-yd TD run
Dec. 19, 2024 vs. Den.	6 plays, 90 yards (2:01)	Haskins 34-yd TD rec.
Sept. 21, 2025 vs. Den.	8 plays, 43 yards (1:43)	Dicker 43-yd FG

*Game-winning drive was in overtime

GAME-WINNING DRIVES IN FOURTH QUARTER OR OVERTIME, NFL, SINCE 2020

Rank	Team/s	Player	Game-Winning Drives
1.	K.C.	QB Patrick Mahomes	19
2.	Min./Atl.	QB Kirk Cousins	18
3.	LAC	QB Justin Herbert	17
4.	L.V./N.O.	QB Derek Carr	16
	Det./LAR	QB Matthew Stafford	16
6.	Buf.	QB Josh Allen	15
7.	LAR/Det.	QB Jared Goff	14
8.	G.B./NYJ/Pit.	QB Aaron Rodgers	13
	T.B.	QB Tom Brady	13



CAPTAIN COMEBACK

Justin Herbert has led the Bolts to 13 career come-from-behind victories in the fourth quarter or overtime.

HERBERT'S FOURTH QUARTER/OVERTIME COMEBACK WINS

Date	Opponent	4Q/OT Deficit	Result
Dec. 17, 2020	at Las Vegas	24-27 (OT)	W, 30-27 (OT)
Sept. 12, 2021	at Washington	13-16	W, 20-16
Sept. 26, 2021	at Kansas City	21-24	W, 30-24
Oct. 10, 2021	vs. Cleveland	35-42	W, 47-42
Nov. 7, 2021	at Philadelphia	16-17	W, 27-24
Nov. 21, 2021	vs. Pittsburgh	34-37	W, 37-34
Oct. 9, 2022	at Cleveland	27-28	W, 30-28
Oct. 17, 2022	vs. Denver	13-16	W, 19-16 (OT)
Nov. 6, 2022	at Atlanta	14-17	W, 20-17
Nov. 27, 2022	at Arizona	17-24	W, 25-24
Sept. 24, 2023	at Minnesota	21-24	W, 28-24
Dec. 19, 2024	vs. Denver	19-24	W, 34-27
Sept. 21, 2025	vs. Denver	13-20	W, 23-20

Herbert's 13 career come-from-behind wins in the fourth quarter or overtime are good for the third-most in NFL since he entered the professional ranks in 2020.

FOURTH QUARTER/OVERTIME COMEBACK WINS, NFL, SINCE 2020

Rank	Team/s	Player	4Q/OT Comeback Wins
1.	K.C.	QB Patrick Mahomes	16
2.	Min./Atl.	QB Kirk Cousins	15
3.	LAC	QB Justin Herbert	13
4.	Det./LAR	QB Matthew Stafford	11
	LAR/Det.	QB Jared Goff	11
	Sea./Den./Pit./NYG	QB Russell Wilson	11

JUSTIN HERBERT

THREADING THE NEEDLE ON THIRD DOWN

In his 83 career starts, **Justin Herbert** has been the one of the best passers in the NFL at moving the chains on third down. He has completed 478 passes on 786 attempts (60.8 pct.) for 5,696 yards and 52 touchdowns with 20 interceptions (94.4 passer rating). Herbert's 478 completions lead the NFL, while his 5,696 passing yards rank second on third down since 2020.

Herbert tied for the league lead with 14 touchdown passes on third down in 2020, good for the most by a rookie in the last 40 seasons. He has added 38 since then, giving him 52 third-down passing scores since entering the professional ranks, which is good for No. 2 over that span.

Herbert's 94.4 passer rating on third down ranks ninth in the NFL over the last six years among players with at least 500 passing attempts on third down.

THIRD DOWN COMPLETIONS, NFL, SINCE 2020

Rank	Team/s	Player	Completions
1.	LAC	QB Justin Herbert	478
2.	LAR/Det.	QB Jared Goff	475
3.	K.C.	QB Patrick Mahomes	468
4.	Cin.	QB Joe Burrow	417
5.	Min./Atl.	QB Kirk Cousins	408

THIRD DOWN PASSING YARDS, NFL, SINCE 2020

Rank	Team/s	Player	Passing Yards
1.	K.C.	QB Patrick Mahomes	6,199
2.	LAC	QB Justin Herbert	5,696
3.	LAR/Det.	QB Jared Goff	5,448
4.	L.V./N.O.	QB Derek Carr	5,219
5.	Det./LAR	QB Matthew Stafford	5,048

THIRD DOWN PASSING TOUCHDOWNS, NFL, SINCE 2020

Rank	Team/s	Player	Passing Touchdowns
1.	K.C.	QB Patrick Mahomes	64
2.	LAC	QB Justin Herbert	52
3.	Buf.	QB Josh Allen	48
4.	Min./Atl.	QB Kirk Cousins	46
5.	Det./LAR	QB Jared Goff	44
6.	Cin.	QB Joe Burrow	42

Herbert ranks No. 2 in the NFL with 339 passing first downs on third down over the past five seasons. He threw for 12 third-down conversions in 2021's Week 1 win at Washington, the most passing first downs in a single game on third down since Andrew Luck did so in 2012. Herbert sported a league-leading 79 passing first downs on third down in 2021.

THIRD DOWN PASSING FIRST DOWNS, NFL, SINCE 2020

Rank	Team/s	Player	Passing First Downs
1.	K.C.	QB Patrick Mahomes	363
2.	LAC	QB Justin Herbert	339
3.	LAR/Det.	QB Jared Goff	317
4.	Buf.	QB Josh Allen	303
5.	Cin.	QB Joe Burrow	289

FEELING IT ON FOURTH DOWN

Since entering the NFL in 2020, **Justin Herbert** has been one of the league's top passers on fourth down. He threw a pair of fourth-down touchdowns in Week 10 of the 2023 season, giving him 10 passing scores on fourth down since coming into the NFL in 2020, ranking No. 4 in the league over that span.

FOURTH DOWN PASSING TOUCHDOWNS, NFL, SINCE 2020

Rank	Team/s	Player	Passing Touchdowns
1.	LAR/Det.	QB Jared Goff	14
2.	Buf.	QB Josh Allen	13
3.	Min./Atl.	QB Kirk Cousins	12
4.	LAC	QB Justin Herbert	10
5.	Cin.	QB Joe Burrow	8
	Phi.	QB Jalen Hurts	8

Herbert also leads the NFL over that span in passing yards (621) and ranks No. 2 in completions (44). He's tied for the second-most passing first downs (39) and ranks No. 2 in fourth-down passer rating (120.6) since 2020 among players with at least 30 passing attempts on fourth down.

FOURTH DOWN COMPLETIONS, NFL, SINCE 2020

Rank	Team/s	Player	Completions
1.	LAR/Det.	QB Jared Goff	51
2.	LAC	QB Justin Herbert	44
3.	Min./Atl.	QB Kirk Cousins	41
4.	Cin.	QB Joe Burrow	33
5.	Ari.	QB Kyler Murray	32
6.	Jax.	QB Trevor Lawrence	31

FOURTH DOWN PASSING YARDS, NFL, SINCE 2020

Rank	Team/s	Player	Passing Yards
1.	LAC	QB Justin Herbert	621
2.	LAR/Det.	QB Jared Goff	538
3.	Min./Atl.	QB Kirk Cousins	518
4.	Cin.	QB Joe Burrow	415
5.	G.B./NYJ/Pit.	QB Aaron Rodgers	373

FOURTH DOWN PASSING FIRST DOWNS, NFL, SINCE 2020

Rank	Team/s	Player	Passing First Downs
1.	LAR/Det.	QB Jared Goff	48
2.	LAC	QB Justin Herbert	39
	Min./Atl.	QB Kirk Cousins	39
4.	Ari.	QB Kyler Murray	30
5.	Cin.	QB Joe Burrow	29
6.	G.B./NYJ/Pit.	QB Aaron Rodgers	28
	Jax.	QB Trevor Lawrence	28

FOURTH DOWN PASSER RATING, MIN. 30 ATT., NFL, SINCE 2020

Rank	Team	Player	Passer Rating
1.	Cin.	QB Joe Burrow	124.6
2.	LAC	QB Justin Herbert	120.6
3.	Phi.	QB Jalen Hurts	120.1
4.	Mia.	QB Tua Tagovailoa	118.8
5.	G.B.	QB Jordan Love	117.9

JUSTIN HERBERT

A STRONG START

In each of the team's first 10 games this season, **Justin Herbert** registered a passer rating of at least 90.0 — becoming the fifth player ever to do so in the first 10 games of a season.

CONSECUTIVE GAMES TO START A SEASON WITH 90.0 PASSER RATING OR HIGHER, NFL HISTORY

Rank	Season	Team	Player	Games
1.	2004	Ind.	QB Peyton Manning ^{^**†}	15
2.	2018	LAC	QB Philip Rivers*	13
	2011	G.B.	QB Aaron Rodgers ^{^**†}	13
4.	2007	N.E.	QB Tom Brady ^{^**†}	11
5.	2024	LAC	QB Justin Herbert	10
	2013	Den.	QB Peyton Manning ^{^**†}	10

[^]Associated Press Most Valuable Player

^{*}Pro Bowl Selection

[†]Associated Press First-Team All-Pro

LEGGING IT OUT

In the team's *Sunday Night Football* victory over Pittsburgh in Week 11 of the 2021 season, **Justin Herbert** threw for 382 yards and ran for 90 yards, becoming the only player to ever top 350 yards passing and 90 yards rushing in a single game. He was the fifth player ever to run for 90 yards and pass for 300 in the same game.

QUARTERBACKS WITH 300 PASSING YARDS AND 90 RUSHING YARDS, SINGLE GAME, NFL HISTORY

Season (Wk)	Team	Quarterback	Pass Yds	Rush Yds
2022 (2)	Bal.	Lamar Jackson	318	119
2021 (14)	Buf.	Josh Allen	308	109
2021 (11)	LAC	Justin Herbert	382	90
2015 (15)	Car.	Cam Newton	340	100
2014 (7)	Sea.	Russell Wilson	313	106
2011 (5)	Phi.	Mike Vick	315	90
1989 (15)	Phi.	Randall Cunningham	306	92

A SEASON FOR THE AGES

Justin Herbert had just three interceptions on 504 passing attempts in 2024, a passing interception percentage of 0.6 — the second-fewest picks and second-best interception percentage in NFL history by any player in a season (min. 450 att.).

Herbert went 11 consecutive games with zero interceptions and at least 15 attempts, becoming just the second player in history to do so.

PASSING INTERCEPTION PERCENTAGE, MIN. 450 ATTEMPTS, SINGLE SEASON, NFL HISTORY

Rank	Season	Team	Player	Passing INT Pct.
1.	2018	G.B.	QB Aaron Rodgers	0.3
2.	2024	LAC	QB Justin Herbert	0.6
3.	2019	G.B.	QB Aaron Rodgers	0.7
4.	2021	G.B.	QB Aaron Rodgers	0.8
5.	2010	N.E.	QB Tom Brady	0.8

PASSING INTERCEPTIONS, MIN. 450 ATTEMPTS., SINGLE SEASON, NFL HISTORY

Rank	Season	Team	Player	Passing INTs
1.	2018	G.B.	QB Aaron Rodgers	2
2.	2024	LAC	QB Justin Herbert	3
3.	2021	G.B.	QB Aaron Rodgers	4
	2019	G.B.	QB Aaron Rodgers	4
	2016	Dal.	QB Dak Prescott	4
	2010	N.E.	QB Tom Brady	4

CONSECUTIVE GAMES WITHOUT AN INTERCEPTION, MIN. 15 ATTEMPTS IN EACH GAME, SINGLE SEASON, NFL HISTORY

Rank	Season	Team	Player	Consecutive Games
1.	2024	LAC	QB Justin Herbert	11
	2010	N.E.	QB Tom Brady	11
3.	2018	Oak.	QB Derek Carr	10

Herbert attempted 357 passes between interceptions in 2024, the fifth-longest streak in NFL history. The 357 pass attempts without an interception were also a team record, breaking his own previous team record of 233 consecutive passes.

CONSECUTIVE PASS ATTEMPTS WITHOUT AN INTERCEPTION, NFL HISTORY

Rk.	Team	Quarterback	Dates	Consec. Attempts
1.	G.B.	Aaron Rodgers	Sept. 30, 2018-Dec. 16, 2018	402
2.	T.B.	Tom Brady	Sept. 11, 2022-Nov. 13, 2022	399
3.	Det.	Jared Goff	Nov. 6, 2022-Sept. 17, 2023	383
4.	N.E.	Tom Brady	Oct. 17, 2010-Nov. 12, 2011	358
5.	LAC	Justin Herbert	Sept. 15, 2024-Dec. 15, 2024	357
6.	Chi.	Caleb Williams	Oct. 13, 2024-Dec. 26, 2024	353

CONSECUTIVE PASS ATTEMPTS WITHOUT AN INTERCEPTION, CHARGERS HISTORY

Rank	Quarterback	Dates	Consec. Attempts
1.	Justin Herbert	Sept. 15, 2024-Dec. 15, 2024	357
2.	Justin Herbert	Dec. 26, 2022-Oct. 1, 2023	233
3.	Drew Brees	Oct. 17, 2004-Dec. 5, 2004	194
4.	Philip Rivers	Nov. 27, 2011-Dec. 24, 2011	170

JUSTIN HERBERT

A ROOKIE CAMPAIGN FOR THE AGES

AWARDS

- *The Associated Press* Offensive Rookie of the Year
- *Professional Football Writers of America* Rookie of the Year
- PFWA Offensive Rookie of the Year
- PFWA All-Rookie Selection
- NFL Offensive Rookie of the Month (October)
- NFL Offensive Rookie of the Month (November)
- FedEx NFL Air Player of the Week – Week 11 vs. NYJ (voted by fans)
- Voted by fans as the Pepsi Zero Sugar Rookie of the Year
- Nine-time Pepsi Zero Sugar Rookie of the Week (voted by fans)

RECORDS AT THE TIME

- Most passing touchdowns by a rookie quarterback ever (31).
- Most combined touchdowns by a rookie in NFL history (36).
- Most consecutive games by a rookie quarterback with multiple passing touchdowns in NFL history (seven).
- Most performances by a rookie quarterback with 300-plus passing yards in NFL history (eight).
- Most performances by a rookie quarterback with three-plus touchdowns in NFL history (six).
- Most games by a rookie quarterback with multiple touchdown passes in NFL history (10).
- Most completions ever by a rookie quarterback (396).
- Youngest player ever to throw 30 touchdowns in a single season, doing so at 22 years, 299 days old.
- Tied for the longest streak of game-winning drives (three games) in the fourth quarter or overtime by a rookie quarterback in the Super Bowl era (since 1966).
- Recorded the first win in pro football history by a rookie quarterback while posting 300 passing yards, three touchdown passes, a rushing score and no interceptions.
- Most passing touchdowns by a rookie quarterback in a game (four) and a half (three) in *Monday Night Football* history.
- Tied for the longest streak of games with three-plus touchdown passes by a rookie quarterback in NFL history (four).
- Tied for the most 300-yard passing performances in a player's first two career games (two).
- Became the first player since at least 1970 to register over 1,500 passing yards and a 100-plus passer rating through the first five games of a career.
- Set marks for the most passing attempts, completions, passing yards and touchdown passes by a rookie quarterback in Chargers history.
- Recorded the most single-game rushing yards by a quarterback in team annals (66 in Week 7 vs. Jax.).

ACCOMPLISHMENTS AND OTHER NOTES AT THE TIME

- Ranked second among rookie quarterbacks in NFL history with 4,336 passing yards on the season.
- Joined Patrick Mahomes as the only players in history to eclipse 4,000 passing yards in the first 14 starts of a career.
- Became the second player in NFL history to top 250 passing yards in each of the first seven games of a career (Mahomes).
- Threw a touchdown pass in each of his first 10 games played, the second-longest streak to open a career in NFL history.
- Threw for 277 yards in the first half of Week 11, the most by any rookie quarterback in a first half over the last 40 seasons.
- Became the third quarterback in NFL history to have 300 passing yards and a rushing score in a debut.
- Threw for the fourth-most passing yards in a debut since 1970.
- Became the first quarterback to throw a touchdown and run for a score in the first half of a debut since 1954.

OFFENSIVE ROOKIE OF THE YEAR

Justin Herbert earned widespread recognition as the Offensive Rookie of the Year, including as the 10th quarterback in history to win the honor from *The Associated Press*. Herbert was also selected by *Professional Football Writers of America* as Rookie of the Year and Offensive Rookie of the Year – becoming the second and seventh quarterback to win those awards, respectively. He is the first player in history to be recognized with all three honors.

QUARTERBACKS TO WIN AP OFFENSIVE ROOKIE OF THE YEAR

Season	Team	Player	Combined TDs
2023	Hou.	C.J. Stroud	26
2020	LAC	Justin Herbert	36
2019	Ari.	Kyler Murray	24
2016	Dal.	Dak Prescott	29
2012	Was.	Robert Griffin III	27
2011	Car.	Cam Newton	35
2010	StL	Sam Bradford	19
2008	Atl.	Matt Ryan	17
2006	Ten.	Vince Young	19
2004	Pit.	Ben Roethlisberger	18
1970	Buf.	Dennis Shaw	10

HOT OUT OF THE GATE

Justin Herbert began his career by throwing a touchdown in each of the first 10 games of his career, just one less than the all-time record. His streak of games with 250-plus passing yards to start a career ended at seven contests, ranking second in NFL history.

PLAYERS WITH A PASSING TOUCHDOWN, CONSECUTIVE GAMES TO START CAREER, NFL HISTORY

Rank	Team	Player	Consecutive Games
1.	Was.	QB Mark Rypien	11
2.	LAC	QB Justin Herbert	10
3.	Den.	QB Jay Cutler	9

PLAYERS WITH 250 PASSING YARDS, CONSECUTIVE GAMES TO START CAREER, NFL HISTORY

Rank	Team	Player	Consecutive Games
1.	K.C.	QB Patrick Mahomes	10
2.	LAC	QB Justin Herbert	7
3.	—	Seven Other Players	2

CLOSING OUT WINS

Justin Herbert posted a game-winning drive in the fourth quarter or overtime of three-straight games in 2020, becoming just the third rookie to do so since the 1970 NFL-AFL merger.

ROOKIE QUARTERBACKS WITH THREE CONSECUTIVE GAME-WINNING DRIVES, SINCE 1970

Season	Team	Quarterback	Consecutive Games
2020	LAC	Justin Herbert*	3 (Dec. 13 – Dec. 27)
2006	Ten.	Vince Young*	3 (Nov. 26 – Dec. 10)
2004	Pit.	Ben Roethlisberger*	3 (Dec. 5 – Dec. 18)

*Won AP Offensive Rookie of the Year

JUSTIN HERBERT IN PRIMETIME

A PRIME-TIME PRODIGY

Since entering the NFL, **Justin Herbert** has made 23 starts in primetime, leading the Bolts to wins on each of the regularly-slated prime-time games — *Thursday Night Football*, *Sunday Night Football* and *Monday Night Football*.

He has been one of the best quarterbacks under the lights since entering the NFL in 2020, with his 96.3 passer rating in prime-time games ranking No. 6 in the NFL over the that span among players with at least 500 prime-time passing attempts.

PRIME-TIME PASSER RATING, MIN. 500 ATT., SINCE 2020

Rank	Team/s	Player	Passer Rating
1.	G.B./NYJ/Pit.	QB Aaron Rodgers	113.2
2.	Buf.	QB Josh Allen	105.8
3.	Bal.	QB Lamar Jackson	104.3
4.	Cin.	QB Joe Burrow	100.1
5.	Dal.	QB Dak Prescott	99.9
6.	LAC	QB Justin Herbert	96.3
7.	K.C.	QB Patrick Mahomes	96.1
8.	LAR/Det.	QB Jared Goff	95.2
9.	Sea./Den./Pit./NYG	QB Russell Wilson	93.5
10.	Det./LAR	QB Matthew Stafford	90.4

Herbert has thrown 40 touchdown passes in his 23 prime-time starts, tying for No. 5 in the NFL in primetime since he entered the league in 2020.

PRIME-TIME PASSING TOUCHDOWNS, SINCE 2020

Rank	Team/s	Player	Passing Touchdowns
1.	Buf.	QB Josh Allen	62
2.	K.C.	QB Patrick Mahomes	55
3.	G.B./NYJ/Pit.	QB Aaron Rodgers	53
4.	Bal.	QB Lamar Jackson	43
5.	LAC	QB Justin Herbert	40
	Dal.	QB Dak Prescott	40
7.	LAR/Det.	QB Jared Goff	32
8.	Sea./Den./Pit./NYG	QB Russell Wilson	31

SUNDAY NIGHT FOOTBALL

Justin Herbert has appeared in nine career games on *Sunday Night Football*, totaling 2,633 passing yards and 17 touchdowns with five interceptions on 245-of-371 passing (66.0 pct.) for a 96.3 passer rating. In four of those games, Herbert has registered a completion percentage of at least 65.0 and attempted at least 40 passes, tied for the third-most of those performances since the program's inception in 2006.

In the team's Week 14 win on *SNF* in 2022, Herbert completed 39 passes on 51 attempts (76.5 pct.) for 367 yards and a touchdown with zero interceptions (102.3 rating). His 76.5 completion percentage was the best ever in a Sunday night contest by a quarterback to throw zero interceptions and 45-plus attempts.

HIGHEST COMPLETION PCT., SUNDAY NIGHT GAME, MIN. 45 ATT., AND ZERO INTERCEPTIONS, NFL HISTORY

Rk.	Team	Game	Player	Comp. Pct.
1.	LAC	Dec. 11, 2022 vs. Mia.	QB Justin Herbert	76.5
2.	T.B.	Oct. 2, 2022 vs. K.C.	QB Tom Brady	75.0
3.	N.E.	Oct. 27, 1996 vs. Buf.	QB Drew Bledsoe	71.1
4.	K.C.	Nov. 14, 2021 at L.V.	QB Patrick Mahomes	70.0

Herbert completed his first 15 passes of the team's 2023 Week 8 win over Chicago on *SNF*, finishing with 298 yards and three touchdowns with zero interceptions on 31-of-40 passing (77.5 pct.) to register a 122.7 passer rating. Herbert's completion percentage was the fourth-highest in a Sunday night contest in NFL history among players with at least 40 passing attempts and zero interceptions.

HIGHEST COMPLETION PCT., SUNDAY NIGHT GAME, MIN. 40 ATT., AND ZERO INTERCEPTIONS, NFL HISTORY

Rk.	Team	Game	Player	Comp. Pct.
1.	N.O.	Nov. 10, 2013 vs. Dal.	QB Drew Brees	82.9
2.	Mia.	Nov. 5, 2017 vs. Oak.	QB Jay Cutler	81.0
3.	N.O.	Oct. 4, 2015 vs. Dal.	QB Drew Brees	80.5
4.	LAC	Oct. 29, 2023 vs. Chi.	QB Justin Herbert	77.5
5.	LAC	Dec. 11, 2022 vs. Mia.	QB Justin Herbert	76.5

Herbert made his first career appearance on *SNF* in Week 11 of 2021 against Pittsburgh, throwing for 382 yards and three touchdowns with an interception on 31-of-40 passing (73.2 pct.) for a 116.1 passer rating. He added 90 rushing yards to become the first player ever to have at least 350 yards passing and 90 yards rushing in a single game.

His 116.1 passer rating was the best in a quarterback's first career start on *SNF* with at least 40 passing attempts since the program began in 2006. It was also the best passer rating by a quarterback ever in their first career start in a Sunday night game (min. 40 att.).

PASSER RATING, FIRST CAREER START IN A SUNDAY NIGHT GAME, MINIMUM 40 ATTEMPTS, NFL HISTORY

Rk.	Team	Game	Player	Passer Rtg.
1.	LAC	Nov. 21, 2021 vs. Pit.	QB Justin Herbert	116.1
2.	Ari.	Oct. 2, 2005 vs. S.F.	QB Josh McCown	109.4
3.	StL	Nov. 18, 2001 at N.E.	QB Kurt Warner	105.4

JUSTIN HERBERT IN PRIMETIME

THURSDAY NIGHT FOOTBALL

Justin Herbert has made four appearances on *Thursday Night Football*, leading the Chargers to a pair of victories. In those four games, Herbert has completed 67.1 percent of his passes (100-of-149) for 1,168 yards and nine touchdowns with three interceptions (102.4 rating).

Since entering the NFL in 2020, Herbert has led the Bolts to a pair of come-from-behind wins on *Thursday Night Football*, tying for the most in the NFL on *TNF* in that span.

FOURTH QUARTER/OVERTIME COMEBACK WINS, THURSDAY NIGHT FOOTBALL, NFL, SINCE 2020

Rk.	Team/s	Player	4Q/OT Comeback Wins
1.	LAC	QB Justin Herbert	2
	Cin.	QB Joe Burrow	2
	LAR/Det.	QB Jared Goff	2
	Min./Atl.	QB Kirk Cousins	2
	Phi./Ind./LAR/K.C.	QB Carson Wentz	2
6.	—	14 Other Players	1

Herbert recorded his first career comeback win in the fourth quarter or overtime as a rookie in 2020 in Week 15 at Las Vegas, leading the Bolts to a 30-27 overtime victory. He finished the game with 314 passing yards and two touchdowns on 22-of-32 passing (68.8 pct.) for a 121.1 passer rating. Herbert added a rushing touchdown in overtime to secure the victory.

At 22 years, 282 days old, Herbert became the second-youngest player to mount a come-from-behind win in the fourth quarter or overtime of a Thursday night game in NFL history.

YOUNGEST QUARTERBACKS TO LEAD A COME-FROM-BEHIND WIN IN FOURTH QUARTER OR OVERTIME, THURSDAY NIGHT GAMES, NFL HISTORY

Rk.	Team	Game	Player	Age (Yrs-Days)
1.	S.F.	Dec. 14, 2006 at Sea.	QB Alex Smith	22-221
2.	LAC	Dec. 17, 2020 at L.V.	QB Justin Herbert	22-282
3.	Dal.	Dec. 1, 2016 at Min.	QB Dak Prescott	23-125

MONDAY NIGHT FOOTBALL

In nine appearances on *Monday Night Football*, **Justin Herbert** has thrown for 2,131 yards and 11 scores with three interceptions on 211-of-329 passing (64.1 pct.) for a 89.9 passer rating.

In 2020, Herbert tossed four touchdown passes on *Monday Night Football*, setting the program's single-game rookie passing touchdown record. He added three touchdowns in the lone Monday night contest in 2021, making him one of four players with seven or more touchdown passes in their first two starts on *MNF* since the program began in 1970.



LADD McCONKEY



CHUNK YARDAGE

WR Ladd McConkey caught 82 passes for 1,149 yards (14.0 avg.) and seven touchdowns in 2024, ranking No. 3 in yards per reception among all NFL players with at least 80 receptions.

RECEIVING AVERAGE, MIN. 80 REC., NFL, 2024

Rank	Team	Player	Receiving Avg.
1.	Min.	WR Justin Jefferson	14.9
2.	Jax.	WR Brian Thomas Jr.	14.7
3.	LAC	WR Ladd McConkey	14.0
4.	Cle.	WR Jerry Jeudy	13.7
5.	Cin.	WR Ja'Marr Chase	13.4
6.	Was.	WR Terry McLaurin	13.4

McCONKEY SETS POSTSEASON MARKS

In his NFL postseason debut, **WR Ladd McConkey** turned in a record-setting performance, totaling 197 receiving yards on nine receptions (21.9 avg.), including an 86-yard touchdown. His 197 receiving yards set an NFL postseason rookie record, while his 86-yard touchdown was the second-longest reception by a rookie in postseason history.

MOST RECEIVING YARDS, ROOKIES, SINGLE POSTSEASON GAME, NFL HISTORY

Rk.	Team	Game	Player	Rec. Yds
1.	LAC	Jan. 11, 2025 at Hou.*	WR Ladd McConkey	197
2.	LAR	Jan. 14, 2024 at Det.†	WR Puka Nacua	181
3.	Sea.	Jan. 5, 2020 at Phi.†	WR DK Metcalf	160
4.	Phi.	Jan. 9, 2010 at Dal.†	WR Jeremy Maclin	146
5.	S.D.	Jan. 12, 2014 at Den.**	WR Keenan Allen	142
	Phi.	Dec. 31, 1988 at Chi.††	TE Keith Jackson	142

LONGEST RECEPTION, ROOKIES, POSTSEASON, NFL HISTORY

Rk.	Team	Game	Player	Length
1.	N.O.	Jan. 21, 2007 at Chi.†††	RB Reggie Bush	88^
2.	LAC	Jan. 11, 2025 at Hou.*	WR Ladd McConkey	86^
3.	Phi.	Jan. 9, 2010 at Dal.†	WR Jeremy Maclin	76^
4.	Cin.	Jan. 8, 2006 vs. Pit.*	WR Chris Henry	66
5.	Phi.	Dec. 31, 1988 at Chi.††	TE Keith Jackson	65

^Touchdown
 *AFC Wild Card
 **AFC Divisional
 †NFC Wild Card
 ††NFC Divisional
 †††NFC Championship

LADD McCONKEY

McCONKEY SETS TEAM ROOKIE RECORDS

In his rookie season, **WR Ladd McConkey** paced the team in receptions (82) and receiving yards (1,149), while ranking second in touchdown grabs (seven). He set team rookie records with his 82 catches and 1,149 yards, while his seven touchdown grabs are the fourth-most in a season in team history by a rookie.

RECEPTIONS, ROOKIES, CHARGERS HISTORY

Rank	Season	Player	Receptions
1.	2024	WR Ladd McConkey	82
2.	2013	WR Keenan Allen	71
3.	2001	RB LaDainian Tomlinson	59
4.	1978	WR John Jefferson	56
5.	1981	RB James Brooks	46

RECEIVING YARDS, ROOKIES, CHARGERS HISTORY

Rank	Season	Player	Receiving Yards
1.	2024	WR Ladd McConkey	1,149
2.	2013	WR Keenan Allen	1,046
3.	1978	WR John Jefferson	1,001
4.	1988	WR Anthony Miller	526
5.	1996	WR Charlie Jones	524

In the team's Week 11 win over Cincinnati, McConkey recorded a career-best 123 yards on six receptions (20.5 avg.). It was the seventh-most receiving yards in a single game by a Chargers rookie ever and the most by a Bolts rookie in a game since 2013.

MOST RECEIVING YARDS, ROOKIES, SINGLE GAME, CHARGERS HISTORY

Rank	Game	Player	Rec. Yds
1	Dec. 4, 1978 vs. Chi.	WR John Jefferson	155
2.	Dec. 17, 1978 at Hou. ^	WR John Jefferson	149
3.	Nov. 3, 1974 vs. Cle.	WR Harrison Davis	142
4.	Nov. 12, 1978 vs. K.C.	WR John Jefferson	130
5.	Nov. 3, 2013 at Was.	WR Keenan Allen	128
6.	Nov. 24, 2013 at K.C.	WR Keenan Allen	124
7.	Nov. 17, 2024 vs. Cin.	WR Ladd McConkey	123
8.	Nov. 3, 1974 vs. Cle.	RB Don Woods	119

^Houston Oilers

In Week 13, McConkey hauled in 117 receiving yards, his third 100-yard performance of the season. 105 of those yards came in the first half, the most ever by a Chargers rookie in a single first half. McConkey's three 100-yard receiving games tied for the second-most by a rookie in team history.

GAMES WITH 100-PLUS RECEIVING YARDS, ROOKIES, CHARGERS HISTORY

Rank	Season	Player	Games
1.	2013	WR Keenan Allen	5
2.	2024	WR Ladd McConkey	3
	1978	WR John Jefferson	3
4.	—	Six Other Players	1



McCONKEY A STANDOUT ROOKIE

WR Ladd McConkey stood out amongst first-year players, ranking No. 4 in receptions (82) and receiving yards (1,149) among rookies, while his seven touchdown grabs tied for the fourth-most among rookies in 2024. He was the only rookie with at least 50 catches this season to have been selected outside of the first round.

The Georgia product moved the chains or scored on 63.4 percent of his receptions in 2024, the best rate among rookies with at least 70 catches.

RECEPTIONS, ROOKIES, NFL, 2024

Rank	Team	Player	Receptions
1.	L.V.	TE Brock Bowers	112
2.	NYG	WR Malik Nabers	109
3.	Jax.	WR Brian Thomas Jr.	87
4.	LAC	WR Ladd McConkey	82
5.	Ari.	WR Marvin Harrison Jr.	62

RECEIVING YARDS, ROOKIES, NFL, 2024

Rank	Team	Player	Receiving Yards
1.	Jax.	WR Brian Thomas Jr.	1,282
2.	NYG	WR Malik Nabers	1,204
3.	L.V.	TE Brock Bowers	1,194
4.	LAC	WR Ladd McConkey	1,149
5.	Ari.	WR Marvin Harrison Jr.	885

RECEIVING TOUCHDOWNS, ROOKIES, NFL, 2024

Rank	Team	Player	Receiving Touchdowns
1.	Jax.	WR Brian Thomas Jr.	10
2.	Ari.	WR Marvin Harrison Jr.	8
	T.B.	WR Jalen McMillan	8
4.	LAC	WR Ladd McConkey	7
	NYG	WR Malik Nabers	7
6.	K.C.	WR Xavier Worthy	6

RECEIVING 1ST DOWN PCT., ROOKIES, MIN. 70 REC., NFL, 2024

Rank	Team	Player	Rec. 1st Down Pct.
1.	LAC	WR Ladd McConkey	63.4
2.	Jax.	WR Brian Thomas Jr.	60.9
3.	L.V.	TE Brock Bowers	54.5
4.	NYG	WR Malik Nabers	50.5

KEENAN ALLEN

IN ELITE COMPANY

This season, **Keenan Allen** became just the third player in NFL history to register 380 receptions from multiple passers (392 from **QB Justin Herbert** and 520 from former **QB Philip Rivers**). He joined a pair of Hall of Famers — WR Jerry Rice and TE Tony Gonzalez. Rice caught 386 passes from Hall of Fame QB Joe Montana and 568 passes from Hall of Fame QB Steve Young. Gonzalez caught 419 passes from QB Trent Green and 383 passes from QB Matt Ryan.

PLAYERS WITH 380 RECEPTIONS FROM MULTIPLE PASSERS, NFL HISTORY

Player	Passer 1 (Rec.)	Passer 2 (Rec.)
WR Jerry Rice*	QB Joe Montana* (386)	QB Steve Young* (568)
TE Tony Gonzalez*	QB Trent Green (419)	QB Matt Ryan (383)
WR Keenan Allen	QB Philip Rivers (520)	QB Justin Herbert (392)

**Pro Football Hall of Famer*

CLOSING IN ON 1,000

Keenan Allen, one of the best high-volume receivers in NFL history, is close to 1,000 career receptions. He would be the 16th player in NFL history to reach that mark.

MOST RECEPTIONS, NFL HISTORY

Rank	Team/s	Player	Receptions
1.	S.F./Oak./Sea.	WR Jerry Rice*	1,549
2.	Ari.	WR Larry Fitzgerald	1,432
3.	K.C./Atl.	TE Tony Gonzalez*	1,325
4.	Dal./L.V.	TE Jason Witten	1,228
5.	Ind.	WR Marvin Harrison*	1,102
6.	Phi./Min./Mia.	WR Cris Carter*	1,101
7.	Oak./T.B.	WR Tim Brown*	1,094
8.	S.F./Phi./Dal./Buf./Cin.	WR Terrell Owens*	1,078
9.	Ari./Bal./S.F./Det.	WR Anquan Boldin	1,076
10.	Ind.	WR Reggie Wayne	1,070
11.	Hou./Ind./Ten.	WR Andre Johnson*	1,062
12.	Car./Bal.	WR Steve Smith	1,031
13.	StL/S.F.	WR Isaac Bruce*	1,024
14.	K.C.	TE Travis Kelce	1,019
15.	Pit.	WR Hines Ward	1,000
16.	LAC/Chi.	WR Keenan Allen	998
17.	Hou./Ari./Ten./K.C./Bal.	WR DeAndre Hopkins	989
18.	Min./Oak./N.E./Ten./S.F.	WR Randy Moss*	982

**Pro Football Hall of Famer*

A HISTORIC TRACK RECORD

Keenan Allen has a chance to be among the fastest players to reach 1,000 career receptions in NFL history. He previously set the all-time record for the fewest games to reach 950 catches (150 games), 900 catches (139 games), and 700 catches (111 games) and 600 catches (96 games).

FEWEST GAMES TO 1,000 RECEPTIONS, NFL HISTORY

Rank	Team/s	Player	Games
1.	Ind.	WR Marvin Harrison*	167
2.	Hou.	WR Andre Johnson*	168
3.	K.C.	TE Travis Kelce	175
4.	S.F./Oak./Sea.	WR Jerry Rice*	181
5.	Ari.	WR Larry Fitzgerald	182
—	LAC	WR Keenan Allen	158

FEWEST GAMES TO 950 RECEPTIONS, NFL HISTORY

Rank	Team/s	Player	Games
1.	LAC/Chi.	WR Keenan Allen	150
2.	Ind.	WR Marvin Harrison*	158
3.	Hou.	WR Andre Johnson*	159
4.	G.B./L.V./NYJ	WR Davante Adams	163
5.	K.C.	TE Travis Kelce	167

FEWEST GAMES TO 900 RECEPTIONS, NFL HISTORY

Rank	Team/s	Player	Games
1.	LAC	WR Keenan Allen	139
2.	Pit./N.E./T.B.	WR Antonio Brown	143
3.	Ind.	WR Marvin Harrison*	149
4.	Hou.	WR Andre Johnson*	150
5.	Atl./Ten./T.B.	WR Julio Jones	153

Allen previously set records for the most receptions through the first 150 games of a career (951 catches) and the first 100 games of a career (624 catches).

RECEPTIONS, FIRST 150 CAREER GAMES, NFL HISTORY

Rank	Team/s	Player	Receptions
1.	LAC/Chi.	WR Keenan Allen	951
2.	Pit./N.E./T.B.	WR Antonio Brown	928
3.	Ind.	WR Marvin Harrison*	907
4.	Hou.	WR Andre Johnson*	900
5.	Atl./Ten./T.B.	WR Julio Jones	890

**Pro Football Hall of Famer*

KEENAN ALLEN

THE TOP TARGET

Keenan Allen is the best high-volume receiver in NFL history, setting all-time records for the most games with at least 16 catches (two), 15 catches (three), 14 catches (six), 13 catches (eight), 12 catches (12) and 11 catches (16).

MOST GAMES WITH 16-PLUS RECEPTIONS, NFL HISTORY

Rk.	Team/s	Player	Games
1.	LAC/Chi.	WR Keenan Allen	2
	Den./Mia./Chi./NYJ/NYG/Sea.	WR Brandon Marshall	2
	Pit./N.E./T.B.	WR Antonio Brown	2

MOST GAMES WITH 15-PLUS RECEPTIONS, NFL HISTORY

Rk.	Team/s	Player	Games
1.	LAC/Chi.	WR Keenan Allen	3
2.	Dal./L.V.	TE Jason Witten	2
	Den./Mia./Chi./NYJ/NYG/Sea.	WR Brandon Marshall	2
	S.D./Mia./N.E./Den./StL	WR Wes Welker	2
	Pit./N.E./T.B.	WR Antonio Brown	2

MOST GAMES WITH 14-PLUS RECEPTIONS, NFL HISTORY

Rank	Team/s	Player	Games
1.	LAC/Chi.	WR Keenan Allen	6
2.	Pit./N.E./T.B.	WR Antonio Brown	4
3.	Dal./L.V.	TE Jason Witten	3
	Cin.	WR Ja'Marr Chase	3
5.	—	10 Other Players	2

MOST GAMES WITH 13-PLUS RECEPTIONS, NFL HISTORY

Rank	Team/s	Player	Games
1.	LAC/Chi.	WR Keenan Allen	8
2.	G.B./L.V./NYJ/LAR	WR Davante Adams	6
3.	S.D./Mia./N.E./Den./StL	WR Wes Welker	5
	Pit./N.E./T.B.	WR Antonio Brown	5
5.	—	Five Other Players	4

MOST GAMES WITH 12-PLUS RECEPTIONS, NFL HISTORY

Rank	Team/s	Player	Games
1.	LAC/Chi.	WR Keenan Allen	12
2.	S.D./Mia./N.E./Den./StL	WR Wes Welker	9
3.	Ind.	WR Marvin Harrsion*	8
	G.B./L.V./NYJ/LAR	WR Davante Adams	8
5.	S.F./Oak./Sea.	WR Jerry Rice*	7
	Hou./Ind./Ten.	WR Andre Johnson*	7
	Pit./N.E./T.B.	WR Antonio Brown	7

MOST GAMES WITH 11-PLUS RECEPTIONS, NFL HISTORY

Rank	Team/s	Player	Games
1.	LAC	WR Keenan Allen	16
2.	Hou./Ind./Ten.	WR Andre Johnson*	13
3.	—	Five Other Players	12

*Pro Football Hall of Famer



A LEAGUE LEADER

In his return to the Chargers, Keenan Allen has continued to be among the top players in the National Football League. He is tied for No. 9 this season with 24 receptions, tied for eighth with three touchdown grabs and tied for No. 8 with 15 receiving first downs.

RECEPTIONS, NFL, 2025

Rank	Team	Player	Receptions
1.	LAR	WR Puka Nacua	42
2.	Dal.	TE Jake Ferguson	34
3.	S.F.	RB Christian McCaffrey	31
4.	Det.	WR Amon-Ra St. Brown	27
	NYJ	WR Garrett Wilson	27
6.	Cin.	WR Ja'Marr Chase	26
	N.O.	WR Chris Olave	26
	Sea.	WR Jaxon Smith-Njigba	26
9.	LAC	WR Keenan Allen	24
	Ari.	TE Trey McBride	24
	Atl.	WR Drake London	24
12.	Bal.	WR Zay Flowers	23

RECEIVING TOUCHDOWNS, NFL, 2025

Rank	Team	Player	Receiving Touchdowns
1.	Det.	WR Amon-Ra St. Brown	6
2.	Chi.	WR Rome Odunze	5
3.	LAC	WR Quentin Johnston	4
	Dal.	WR George Pickens	4
	G.B.	WR Romeo Doubs	4
	L.V.	WR Tre Tucker	4
8.	LAC	WR Keenan Allen	3
	—	Nine Other Players	3

RECEIVING FIRST DOWNS, NFL, 2025

Rank	Team	Player	Receiving First Downs
1.	LAR	WR Puka Nacua	26
2.	Det.	WR Amon-Ra St. Brown	20
3.	Dal.	WR George Pickens	19
4.	Sea.	WR Jaxon Smith-Njigba	18
5.	Mia.	WR Tyreek Hill	17
	S.F.	WR Ricky Pearsall	17
7.	Chi.	WR Rome Odunze	16
8.	LAC	WR Keenan Allen	15
	Car	WR Tetairoa McMillan	5

KEENAN ALLEN



CAPTAIN CONSISTENT

Keenan Allen owns the most games with 12-plus catches and 100 receiving yards in NFL history (11), while his 15 career games with at least 11 receptions and 100 yards is also an all-time record.

MOST GAMES WITH 12-PLUS RECEPTIONS AND 100-PLUS RECEIVING YARDS, NFL HISTORY

Rank	Team/s	Player	Games
1.	LAC/Chi.	WR Keenan Allen	11
2.	Ind.	WR Marvin Harrison*	8
	S.D./Mia./N.E./Den./StL	WR Wes Welker	8
4.	S.F./Oak./Sea.	WR Jerry Rice*	7
	Hou./Ind./Ten.	WR Andre Johnson*	7
	G.B./L.V./NYJ/LAR	WR Davante Adams	7

MOST GAMES WITH 11-PLUS RECEPTIONS AND 100-PLUS RECEIVING YARDS, NFL HISTORY

Rank	Team/s	Player	Games
1.	LAC/Chi.	WR Keenan Allen	15
2.	Hou./Ind./Ten.	WR Andre Johnson*	13
3.	Ind.	WR Marvin Harrison*	11
	Pit./N.E./T.B.	WR Antonio Brown	11
	Atl./Ten./T.B.	WR Julio Jones	11
	S.D./Mia./N.E./Den./StL	WR Wes Welker	11

MOST GAMES WITH 10-PLUS RECEPTIONS AND 100-PLUS RECEIVING YARDS, NFL HISTORY

Rank	Team/s	Player	Games
1.	Hou./Ind./Ten.	WR Andre Johnson*	21
2.	Pit./N.E./T.B.	WR Antonio Brown	20
3.	LAC/Chi.	WR Keenan Allen	19
	G.B./L.V./NYJ/LAR	WR Davante Adams	19
5.	Atl./Ten./T.B.	WR Julio Jones	18

*Pro Football Hall of Famer

KEENAN KEEPS CLIMBING

Keenan Allen is among the elite pass catchers in franchise history. His 928 career receptions are the most ever by a Bolts wide receiver and rank No. 2 in franchise history. Allen ranks second in receiving yards (10,761), No. 3 in touchdown catches (62) and fifth in total touchdowns (63) in Chargers history.

Allen has 20 career games with 10-plus catches, the most ever by any Charger, while his 38 100-yard receiving games ranks No. 2.

CAREER RECEPTIONS, CHARGERS HISTORY

Rank	Seasons	Player	Receptions
1.	2003-18	TE Antonio Gates*	955
2.	2013-23, '25-Present	WR Keenan Allen	928
3.	1976-86	WR Charlie Joiner*	586
4.	1979-87	TE Kellen Winslow*	541
5.	2001-09	RB LaDainian Tomlinson*	530
6.	1962-70	FL Lance Alworth*	493

CAREER RECEIVING YARDS, CHARGERS HISTORY

Rank	Seasons	Player	Receiving Yards
1.	2003-18	TE Antonio Gates*	11,841
2.	2013-23, '25-Present	WR Keenan Allen	10,761
3.	1962-70	FL Lance Alworth*	9,584
4.	1976-86	WR Charlie Joiner*	9,203
5.	1966-76	WR Gary Garrison	7,533

CAREER RECEIVING TOUCHDOWNS, CHARGERS HISTORY

Rank	Seasons	Player	Receiving TDs
1.	2003-18	TE Antonio Gates*	116
2.	1962-70	FL Lance Alworth*	81
3.	2013-23, '25-Present	WR Keenan Allen	62
4.	1966-76	WR Gary Garrison	58
5.	1976-86	WR Charlie Joiner*	47

CAREER TOUCHDOWNS, CHARGERS HISTORY

Rank	Seasons	Player	Touchdowns
1.	2001-09	RB LaDainian Tomlinson*	153
2.	2003-18	TE Antonio Gates*	116
3.	1962-70	FL Lance Alworth*	83
4.	2017-23	RB Austin Ekeler	69
5.	2013-23, '25-Present	WR Keenan Allen	63
6.	1966-76	WR Gary Garrison	58
7.	2015-19	RB Melvin Gordon III	47
	1976-86	WR Charlie Joiner*	47

GAMES WITH 100-PLUS RECEIVING YDS, CHARGERS HISTORY

Rank	Seasons	Player	Games
1.	1962-70	FL Lance Alworth*	41
2.	2013-23, '25-Present	WR Keenan Allen	38
3.	1979-87	TE Kellen Winslow*	24
4.	1976-86	WR Charlie Joiner*	23
	1966-76	WR Gary Garrison	23

*Pro Football Hall of Famer

QUENTIN JOHNSTON

JOHNSTON HAULS IN SCORES

Quentin Johnston ranks tied for No. 3 the NFL with four touchdown grabs in 2025, continuing his scoring after being among the AFC's best scoring threats in 2024. Last season, he scored a career-high eight receiving touchdowns. Johnston's 12 touchdowns since the start of the 2024 season are tied for No. 5 in the NFL over that span.

RECEIVING TOUCHDOWNS, NFL, 2025

Rank	Team	Player	Receiving Touchdowns
1.	Det.	WR Amon-Ra St. Brown	6
2.	Chi.	WR Rome Odunze	5
3.	LAC	WR Quentin Johnston	4
	Dal.	WR George Pickens	4
	G.B.	WR Romeo Doubs	4
	L.V.	WR Tre Tucker	4
8.	LAC	WR Keenan Allen	3
	—	Nine Other Players	3

RECEIVING TOUCHDOWNS, NFL, SINCE 2024

Rank	Team/s	Player	Receiving Touchdowns
1.	Cin.	WR Ja'Marr Chase	18
	Det.	WR Amon-Ra St. Brown	18
3.	Bal.	TE Mark Andrews	13
	Was.	WR Terry McLaurin	13
5.	LAC	WR Quentin Johnston	12
	T.B.	WR Mike Evans	12
7.	Cin.	WR Tee Higgins	11
	Den.	WR Courtland Sutton	11
	L.V./NYJ/LAR	WR Davante Adams	11
	Min.	WR Justin Jefferson	11



RACKING UP YARDS

Quentin Johnston has been one of the league's most productive receivers in 2025, leading the AFC and ranking No. 3 in the NFL with 337 receiving yards. He hauled in a 60-yard touchdown in Week 2, his second catch of 60-plus yards over the last two seasons. Johnston's 15.3-yard receiving average also ranks third in the NFL among players with at least 20 receptions.

RECEIVING YARDS, NFL, 2025

Rank	Team	Player	Receiving Yards
1.	LAR	WR Puka Nacua	503
2.	Sea.	WR Jaxon Smith-Njigba	402
3.	LAC	WR Quentin Johnston	337
4.	S.F.	WR Ricky Pearsall	327
5.	Min.	WR Justin Jefferson	326

RECEIVING AVERAGE, MIN. 20 RECEPTIONS, NFL, 2025

Rank	Team	Player	Receiving Avg.
1.	S.F.	WR Ricky Pearsall	16.4
2.	Sea.	WR Jaxon Smith-Njigba	15.5
3.	LAC	WR Quentin Johnston	15.3
4.	Min.	WR Justin Jefferson	14.8
5.	Chi.	WR Rome Odunze	14.8

DERWIN JAMES JR.



A PLAYER OF THE WEEK PERFORMANCE

In Week 3, **Derwin James Jr.**, put forth a dominant performance, earning AFC Defensive Player of the Week honors for his efforts. The defensive chess piece totaled 12 tackles (10 solo), a sack and a career-high four tackles for loss, becoming just the sixth NFL player and first defensive back since tackles for loss began being tracked in 2008 to have 10 solo tackles, a sack and four tackles for loss in a single game.

DEFENSIVE BACKS WITH 10 SOLO TACKLES, A SACK AND FOUR TACKLES FOR LOSS, SINGLE GAME, NFL, SINCE 2008

Game	Tm.	Player	Scks.	TFL	So. Tkls.
Sept. 21, 2025 vs. Den.	LAC	S D.James Jr.	1.0	4	10
Oct. 23, 2017 at Phi.	Was.	LB Z.Brown	1.5	4	10
Oct. 15, 2017 vs. Chi.	Bal.	OLB M.Judon	2.0	4	12
Nov. 27, 2016 at Den.	K.C.	LB J.Houston	3.0	4	10
Dec. 16, 2012 vs. Ind.	Hou.	DE J.Watt	3.0	6	10
Oct. 30, 2011 at Phi.	Dal.	LB D.Ware	4.0	5	10

MAKING AN IMPACT

Derwin James Jr., eclipsed 500 career tackles in his 67th career game, doing so faster than any defensive back since the turn of the century. In Week 2, James eclipsed 600 career tackles, doing so in his 84th game to tie for the fewest games to reach that mark by a defensive back since 2000.

FEWEST GAMES TO 500 TACKLES, DEFENSIVE BACKS, NFL, SINCE 2000

Rank	Team/s	Player	Games
1.	LAC	S Derwin James Jr.	67
2.	NYG/Was.	S Landon Collins	68
3.	NYG/Oak./Mia.	S Gibril Wilson	71

FEWEST GAMES TO 600 TACKLES, DEFENSIVE BACKS, NFL, SINCE 2000

Rank	Team	Player	Games
1.	LAC	S Derwin James Jr.	84
	NYG/Was.	S Landon Collins	84
3.	G.B.	S Morgan Burnett	87
4.	Ari.	S Budda Baker	89

GETTING AFTER THE QUARTERBACK

Derwin James Jr., recorded a single-season career-best 5.5 sacks in 2024. He's added another 1.5 this season, to bring his career total to 18.5. His 18.5 sacks are tied for the third-most by any defensive back in their first eight pro seasons since the individual sack became a statistic in 1982.

SACKS, DEFENSIVE BACKS, FIRST EIGHT SEASONS, NFL, SINCE 1982

Rank	Team/s	Player	Sacks
1.	NYJ/Sea./Det./Ten.	S Jamal Adams	21.5
2.	S.D.	S Rodney Harrison	19.5
3.	LAC	S Derwin James Jr.	18.5
	Ari.	S Adrian Wilson	18.5
5.	T.B.	S Antoine Winfield Jr.	18.0
	StL/Was./Chi.	S Adam Archuleta	18.0
	T.B.	CB Ronde Barber	18.0

In 2024's Week 17 victory at New England, James recorded a career-high two sacks, both of which came on fourth down. It's the most fourth-down sacks in a single game by any defensive back and just the sixth performance of two-plus sacks on fourth down since the individual sack became an official statistic in 1982.

SACKS, FOURTH DOWN, SINGLE GAME, NFL, SINCE 1982

Rk.	Team	Game	Player	Sacks
1.	LAC	Dec. 28, 2024 at N.E.	S Derwin James Jr.	2.0
	Min.	Jan. 9, 2022 vs. Chi.	LB D.J. Wonnum	2.0
	Phi.	Sept. 12, 2021 at Atl.	DL Javon Hargrave	2.0
	Phi.	Dec. 30, 2018 at Was.	DT Fletcher Cox	2.0
	Min.	Sept. 30, 2012 at Det.	DE Everson Griffen	2.0
	StL	Nov. 30, 2003 vs. Min.	DE Leonard Little	2.0
7.	S.F.	Nov. 29, 2009 vs. Jax.	DT Justin Smith	1.5

A SWISS-ARMY KNIFE

In 2024, **Derwin James Jr.**, recorded 93 tackles, 5.5 sacks, 10 tackles for loss, an interception and seven passes defended. He's one of just five players in the NFL this season — and only defensive back — to have at least 70 tackles, five sacks, an interception and five pass breakups.

PLAYERS WITH 70 TACKLES, FIVE SACKS, AN INTERCEPTION AND FIVE PASSES DEFENDED, NFL, 2024

Rk.	Team	Player	Sacks	PDs	INTs	Tackles
1.	T.B.	LB Lavonte David	5.5	6	1	122
2.	Was.	LB Frankie Luvu	8.0	7	1	99
3.	LAC	S Derwin James Jr.	5.5	7	1	93
4.	Min.	OLB Andrew Van Ginkel	11.5	6	2	79

DERWIN JAMES JR.

AMONG THE BEST THROUGH 80 GAMES

Derwin James Jr., who has appeared in 86 career games, recorded 585 tackles, 31 tackles for loss and 15.0 sacks in his first 80 career games played. He was just the seventh NFL player and the first defensive back to record 550 tackles, 30 tackles for loss and 15.0 sacks within the first 80 games of a career since tackles for loss began being tracked in 2008.

PLAYERS WITH 550 TACKLES, 25 TACKLES FOR LOSS AND 15 SACKS, FIRST 80 CAREER GAMES, NFL, SINCE 2008

Seasons	Team/s	Player	Sacks	TFL	Tackles
2018-24	LAC	S Derwin James Jr.	15.0	31	585
2019-24	T.B./Hou.	LB Devin White	23.0	40	576
2018-23	Ind./Phi.	LB Shaquille Leonard	16.0	34	628
2018-23	Chi./Bal.	LB Roquan Smith	19.5	56	713
2012-17	Sea.	LB Bobby Wagner	15.5	38	715
2012-17	T.B.	LB Lavonte David	18.0	87	679
2007-12	S.F.	LB Patrick Willis	17.0	37	727

James is also one of eight players — and the only defensive back — since the turn of the century to post 550 tackles, five interceptions and 15 sacks within the first 80 games of a career.

PLAYERS WITH 550 TACKLES, FIVE INTERCEPTIONS AND 15 SACKS, FIRST 80 CAREER GAMES, NFL, SINCE 2000

Seasons	Team/s	Player	Sacks	INTs	Tackles
2018-24	LAC	S Derwin James Jr.	15.0	9	585
2018-23	Ind./Phi.	LB Shaquille Leonard	16.0	12	628
2018-23	Chi./Bal.	LB Roquan Smith	19.5	8	713
2012-17	Sea.	LB Bobby Wagner	15.5	7	715
2012-17	T.B.	LB Lavonte David	18.0	10	679
2007-12	S.F.	LB Patrick Willis	17.0	6	727
2007-12	NYJ	LB David Harris	19.5	6	555
2000-05	Chi.	LB Brian Urlacher	32.5	7	640

DERWIN'S PICKS AND SACKS BY PASSER

Derwin James Jr., has recorded nine interceptions and 18.5 sacks in his career. He has brought down Patrick Mahomes the most, totaling three sacks of the Texas Tech product. Below is a look at his career regular-season sacks and interceptions by passer:

REGULAR-SEASON CAREER INTs BY PASSER (9)

INTs	Passer	Most Recent INT
1	QB Tyson Bagent	Oct. 29, 2023 vs. Chi.
	QB Derek Carr	Oct. 4, 2021 vs. L.V.
	QB Kirk Cousins	Dec. 1, 2024 at Atl.
	QB Nick Foles	Dec. 26, 2022 at Ind.
	QB Jared Goff	Sept. 23, 2018 at LAR
	QB Drew Lock	Nov. 28, 2021 at Den.
	QB Kyler Murray	Nov. 27, 2022 at Ari.
	QB Ben Roethlisberger	Dec. 2, 2018 at Pit.
	QB Josh Rosen	Nov. 25, 2018 vs. Ari.

REGULAR-SEASON CAREER SACKS BY PASSER (18.5)

Sacks	Passer	Most Recent Sack
3.0	QB Patrick Mahomes	Dec. 8, 2024 at K.C.
2.0	QB Drake Maye	Dec. 28, 2024 at N.E.
1.5	QB Baker Mayfield	Oct. 10, 2021 vs. Cle.
1.0	QB Josh Allen	Sept. 16, 2018 at Buf.
	QB C.J. Beathard	Sept. 30, 2018 vs. S.F.
	QB Joe Burrow	Nov. 17, 2024 vs. Cin.
	QB Derek Carr	Sept. 11, 2022 vs. L.V.
	QB Justin Fields	Sept. 22, 2024 at Pit.
	QB Lamar Jackson	Nov. 25, 2024 vs. Bal.
	QB Marcus Mariota	Nov. 6, 2022 at Atl.
	QB Bo Nix	Sept. 21, 2025 vs. Den.
	QB Jarrett Stidham	Dec. 31, 2023 at Den.
	QB Russell Wilson	Oct. 17, 2022 vs. Den.
	QB Bailey Zappe	Dec. 3, 2023 at N.E.
0.5	QB Jaxson Dart	Sept. 28, 2025 at NYG
	QB Dak Prescott	Sept. 19, 2021 vs. Dal.

DAIYAN HENLEY



TOUGH AS NAILS

In the team's Week 2 win in Las Vegas, **Daiyan Henley** was a late addition to the injury report. Despite battling an illness, he forced a turnover on downs with an 11-yard sack and had one of the team's three interceptions, while also adding 10 tackles (seven solo), two tackles for loss, a QB hit and two passes defended. With the performance, Henley became the sixth player in the last 10 seasons to have 10 tackles, a sack, an interception and multiple pass breakups in a single game.

PLAYERS WITH 10 TACKLES, A SACK, AN INTERCEPTION AND MULTIPLE PASSES DEFENSED, SINGLE GAME, NFL, SINCE 2016

Game	Tm.	Player	Tkls.	Scks.	INTs	PD
Sept. 15, 2025 at L.V.	LAC	LB D.Henley	10	1.0	1	2
Sept. 12, 2021 vs. NYJ	Car.	LB S.Thompson	10	1.0	1	2
Dec. 6, 2020 at Min.	Jax.	LB J.Schobert	12	1.0	1	2
Nov. 14, 2019 vs. Pit.	Cle.	LB J.Schobert	10	1.0	2	4
Nov. 10, 2019 vs. Mia.	Ind.	LB S.Leonard	13	1.0	1	2
Dec. 2, 2018 vs. S.F.	Sea.	LB B.Wagner	12	1.0	1	2
Dec. 11, 2016 vs. NYJ	S.F.	S J.Ward	10	1.0	1	3

HENLEY GETS DOUBLE DIGITS

Daiyan Henley notched his first 10-tackle game of the 2025 season in the Week 2 victory over Las Vegas. Coupled with his nine double-digit tackle performances from last season, the Week 2 performance marked his 10th game of 10-plus tackles since the start of 2024, the second-most in the NFL in that span.

MOST GAMES WITH 10-PLUS TACKLES, NFL, SINCE 2024

Rank	Team	Player	Games
1.	Bal.	LB Roquan Smith	11
2.	LAC	LB Daiyan Henley	10
	L.V./N.E.	LB Robert Spillane	10
4.	Atl.	LB Kaden Ellis	9
	NYJ	LB Jamien Sherwood	9
6.	Ari.	S Budda Baker	8
	Ind.	LB Zaire Franklin	8
	Ind./Hou.	LB E.J. Speed	8
	N.O.	LB Demario Davis	8
	Phi.	LB Zack Baun	8

MOST GAMES WITH 10-PLUS TACKLES, NFL, 2024

Rank	Team	Player	Games
1.	LAC	LB Daiyan Henley	9
	Bal.	LB Roquan Smith	9
	Atl.	LB Kaden Ellis	9
4.	Ind.	LB Zaire Franklin	8
	Ind.	LB E.J. Speed	8
	L.V.	LB Robert Spillane	8
	Phi.	LB Zack Baun	8

Six of Henley's 10-tackle performances in 2024 were in consecutive games, the longest such streak in the NFL that season and setting the longest streak by a Charger since the turn of the century.

CONSECUTIVE GAMES WITH 10-PLUS TACKLES, NFL, 2024

Rk.	Team	Player	Consec. Games (Dates)
1.	LAC	LB Daiyan Henley	6 (Oct. 27, 2024-Dec. 1, 2024)
2.	L.V.	LB Robert Spillane	5 (Sept. 8, 2024-Oct. 6, 2024)
3.	Atl.	LB Kaden Elliss	4 (Oct. 20, 2024-Nov. 10, 2024)
	Buf.	LB Dorian Williams	4 (Sept. 12, 2024-Oct. 6, 2024)
	Ind.	LB E.J. Speed	4 (Sept. 8, 2024-Sept. 29, 2024)
	Phi.	LB Nakobe Dean	4 (Dec. 10, 2024-Present)

CONSECUTIVE GAMES WITH 10-PLUS TACKLES, CHARGERS, SINCE 2000

Rk.	Player	Dates	Consec. Games
1.	LB Daiyan Henley	Oct. 27, 2024-Dec. 1, 2024	6
2.	LB Donnie Edwards	Nov. 16, 2003-Dec. 7, 2003	4
3.	LB Drue Tranquill	Dec. 18, 2022-Jan. 1, 2023	3
	LB Kyzir White	Nov. 28, 2021-Dec. 12, 2021	3
	LB Kyzir White	Sept. 27, 2020-Oct. 12, 2020	3
	—	Eight Other Streaks	3

DAIYAN HENLEY

DAIYAN AN ELITE DEFENDER

In a breakout campaign, Henley finished tied for No. 11 in the NFL with his team-high 142 tackles. His versatility against the run and pass was on display, as Henley was the **only NFL player in 2024 to record at least 120 tackles and more than seven passes defended**. Henley's 142 tackles were the seventh-most by a Charger in a single season since the turn of the century.



TACKLES, NFL, 2024			
Rank	Team	Player	Tackles
1.	Ind.	LB Zaire Franklin	173
2.	Ari.	S Budda Baker	164
3.	L.V.	LB Robert Spillane	158
4.	Bal.	LB Roquan Smith	154
	NYJ	LB Jamien Sherwood	154
6.	Atl.	ILB Kaden Ellis	150
	Phi.	LB Zach Baun	150
8.	Ind.	S Nick Cross	145
9.	Cin.	LB Germaine Pratt	143
	Mia.	LB Jordyn Brooks	143
11.	LAC	LB Daiyan Henley	142
	Ind.	LB E.J. Speed	142

PLAYERS WITH 135 TACKLES AND FIVE PASSES DEFENSED, NFL, 2024

Rank	Team	Player	Passes Def.	Tackles
1.	Ind.	LB Zaire Franklin	6	173
2.	Ari.	S Budda Baker	5	164
3.	L.V.	LB Robert Spillane	7	158
4.	Ind.	S Nick Cross	5	145
5.	Cin.	LB Germaine Pratt	6	143
	Mia.	LB Jordyn Brooks	6	143
11.	LAC	LB Daiyan Henley	8	142
	Ind.	LB E.J. Speed	5	142
9.	N.O.	LB Demario Davis	7	136

TACKLES, SINGLE SEASON, CHARGERS, SINCE 2000

Rank	Season	Player	Tackles
1.	2003	LB Donnie Edwards	162
2.	2005	LB Donnie Edwards	154
3.	2004	LB Donnie Edwards	152
4.	2022	LB Drue Tranquill	144
	2021	LB Kyzir White	144
6.	2006	LB Donnie Edwards	143
7.	2024	LB Daiyan Henley	142
8.	2002	LB Donnie Edwards	129

HENLEY MAKES AN IMPACT

In the team's Week 10 win in 2024, **Daiyan Henley** led the defense with 14 tackles and recorded the first sack of his career. He also added a tackle on special teams. Henley's performance was the 10th in the NFL since the beginning of the 2020 season with at least 10 tackles, a sack and a special teams tackle in a single game.

PLAYERS WITH 10 TACKLES, A SACK AND A SPECIAL TEAMS TACKLE, SINGLE GAME, NFL, SINCE 2020

Game	Tm.	Player	Tkls.	Scks.	ST Tkl.
Jan. 5, 2025 at Dal.	Was.	S J.Chinn	12	1.0	1
Dec. 15, 2024 vs. Bal.	NYG	S D.Belton	14	1.0	1
Nov. 10, 2024 vs. Ten.	LAC	LB D.Henley	14	1.0	1
Nov. 20, 2022 vs. LAR	N.O.	LB K.Elliss	11	1.5	1
Sept. 11, 2022 vs. Phi.	Det.	S T.Walker	11	1.0	2
Dec. 5, 2021 vs. Ind.	Hou.	LB K.Grugier-Hill	19	1.0	1
Jan. 3, 2021 vs. Min.	Det.	S T.Walker	11	1.0	2
Jan. 3, 2021 at Den.	L.V.	LB N.Morrow	10	1.0	1
Dec. 13, 2020 vs. Min.	T.B.	S A.Winfield	11	1.0	1
Nov. 22, 2020 at Cle.	Phi.	LB A.Singleton	11	1.0	1
Nov. 1, 2020 vs. Dal.	Phi.	LB T.Edwards	12	1.0	1
Oct. 11, 2020 vs. Was.	LAR	LB T.Reeder	10	3.0	1

TULI TUIPULOTU

TULI SETS CAREER HIGH



Tuli Tuipulotu put forth a career performance in Week 4, setting career highs in total tackles (nine), solo stops (six), sacks (four), QB hits (five) and tackles for loss (five), while adding a forced fumble. His four sacks tied for the third-most sacks in a single game in franchise history. Tuipulotu became just the eighth player since 2010 to have three sacks, five tackles for loss and five pressures in a single game.

SACKS, SINGLE GAME, CHARGERS, SINCE 1982

Rank	Game	Player	Sacks
1.	Oct. 1, 2023 vs. L.V.	OLB Khalil Mack	6.0
2.	Nov. 16, 1986 vs. Dal.	DE Leslie O'Neal	5.0
3.	Sept. 28, 2025 at NYG	OLB Tuli Tuipulotu	4.0
	Dec. 18, 2011 vs. Bal.	OLB Antwan Barnes	4.0
	Oct. 3, 2010 vs. Ari.	LB Shaun Phillips	4.0
	Oct. 22, 1995 at Sea.	DE Leslie O'Neal	4.0
	Dec. 6, 1992 at Phx.*	DE Leslie O'Neal	4.0
	Dec. 22, 1991 vs. Den.	DE Leslie O'Neal	4.0

*Phoenix Cardinals

PLAYERS WITH THREE SACKS, FIVE TACKLES FOR LOSS AND FIVE PRESSURES, SINGLE GAME, NFL, SINCE 2010

Game	Tm.	Player	Scks.	TFL	Pres.
Sept. 28, 2025 at NYG	LAC	OLB T.Tuipulotu	4.0	5	8
Oct. 1, 2023 vs. L.V.	LAC	OLB K.Mack	6.0	5	6
Nov. 29, 2020 at Buf.	LAC	OLB J.Bosa	3.0	6	5
Dec. 23, 2019 at Min.	G.B.	LB Z.Smith	3.5	5	6
Oct. 21, 2018 at S.F.	LAR	DT A.Donald	4.0	6	5
Dec. 13, 2015 at Den.	Oak.	DE K.Mack	5.0	5	9
Dec. 16, 2012 vs. Ind.	Hou.	DE J.Watt	3.0	6	6
Nov. 27, 2011 at Jax.	Hou.	OLB C.Barwin	4.0	5	11
Oct. 30, 2011 at Phi.	Dal.	LB D.Ware	4.0	5	5

A LEAGUE LEADER

In 2025, **Tuli Tuipulotu** is among the NFL's most disruptive players. His four sacks on the season rank tied for No. 6 in the league, while his six tackles for loss are tied for fourth. Tuipulotu also sports a league-high 14 pressures on the season.

SACKS, NFL, 2025

Rank	Team	Player	Sacks
1.	LAR	OLB Byron Young	5.0
	NYG	OLB Brian Burns	5.0
3.	Den.	OLB Nik Bonitto	4.5
	G.B.	DL Rashaan Gary	4.5
	N.O.	DE Carl Granderson	4.5
6.	LAC	OLB Tuli Tuipulotu	4.0
	Cle.	DE Myles Garrett	4.0
	Det.	DE Aidan Hutchinson	4.0
	Hou.	DE Danielle Hunter	4.0
10.	Det.	DE Al-Quadin Muhammad	3.5
	N.E.	LB Harold Landry	3.5

TACKLES FOR LOSS, NFL, 2025

Rank	Team	Player	Tackles for Loss
1.	Cle.	DE Myles Garrett	8
2.	L.V.	DE Maxx Crosby	7
	LAR	OLB Byron Young	7
4.	LAC	OLB Tuli Tuipulotu	6
	K.C.	DE George Karlaftis	6
	N.O.	DE Carl Granderson	6
	NYG	OLB Brian Burns	6
8.	—	10 Other Players	5

PRESSURES, NFL, 2025

Rank	Team	Player	Pressures
1.	LAC	OLB Tuli Tuipulotu	14
2.	NYG	OLB Brian Burns	13
3.	Den.	OLB Nik Bonitto	12
	Pit.	LB Nick Herbig	12
5.	Den.	DL Zach Allen	11

TULI TUIPULOTU

REMEMBER, REMEMBER TULI IN NOVEMBER

Tuli Tuipulotu was the NFL's most disruptive pass rusher during the month of November, tying for the league lead with six sacks during the month.

The former Pac-12 Defensive Player of the Year also led the league with 10 quarterback hits in November. With six tackles for loss during the month, Tuipulotu was just the fifth player in the last 10 seasons to have five sacks, 10 quarterback hits and five tackles for loss during a single November.

SACKS LEADERS, NOVEMBER, NFL, 2024

Rank	Team	Player	Sacks
1.	LAC	OLB Tuli Tuipulotu	6.0
	Cle.	DE Myles Garrett	6.0
3.	Dal.	LB Micah Parsons	5.5
4.	Hou.	DE Danielle Hunter	5.0
	LAR	DE Braden Fiske	5.0

QUARTERBACK HITS LEADERS, NOVEMBER, NFL, 2024

Rank	Team	Player	QB Hits
1.	LAC	OLB Tuli Tuipulotu	10
2.	Bal.	OLB Oafe Oweh	9
	Cin.	DE Trey Hendrickson	9
	Dal.	DT Osa Odighizuwa	9
	Dal.	LB Micah Parsons	9
6.	—	Three Other Players	8

PLAYERS WITH FIVE SACKS, 10 QUARTERBACK HITS AND FIVE TACKLES FOR LOSS, SINGLE NOVEMBER, NFL, SINCE 2015

Month	Team	Player	Sks	QB Hits	TFLs
Nov. 2024	LAC	OLB Tuli Tuipulotu	6.0	10	6
Nov. 2021	Dal.	LB Micah Parsons	6.5	12	8
Nov. 2020	N.O.	DE Cameron Jordan	5.0	10	6
Nov. 2019	NYJ	S Jamal Adams	6.5	10	5
Nov. 2015	Hou.	DE J.J. Watt	7.5	26	9

TULI IMPACTS TWO PHASES

In the team's Week 9 victory in 2024, Tuli Tuipulotu recorded 2.5 sacks on defense and a pair of special teams tackles, becoming the first NFL player since 2020 and fifth since 2015 to have multiple sacks and multiple special teams tackles in the same game.

PLAYERS WITH MULTIPLE SACKS AND MULTIPLE SPECIAL TEAMS TACKLES, SINGLE GAME, NFL, SINCE 2015

Game	Tm.	Player	Scks.	ST Tkl.
Nov. 3, 2024 at Cle.	LAC	OLB Tuli Tuipulotu	2.5	2
Dec. 20, 2020 vs. Phi.	Ari.	LB Dennis Gardeck	2.0	2
Oct. 15, 2017 vs. Chi.	Bal.	LB Matthew Judon	2.0	2
Dec. 18, 2016 vs. Cle.	Buf.	LB Lorenzo Alexander	1.5	3
Dec. 6, 2015 at Oak.	K.C.	LB Frank Zombo	2.0	3

TULI'S STREAK OF MULTI-SACK GAMES



In three-straight games during the team's four-game winning streak in November, Tuli Tuipulotu recorded multiple sacks. He was the second NFL player this season and fourth Charger since sacks became an official statistic in 1982 to have three-straight games with multiple sacks. Tuipulotu was just the eighth player to have a three-game multi-sack streak within the first two seasons of a career since sacks became an official stat in 1982.

CONSECUTIVE MULTI-SACK GAMES, CHARGERS, SINCE 1982

Rk.	Player	Dates	Consec. Games
1.	OLB Tuli Tuipulotu	Nov. 3, 2024-Nov. 17, 2024	3
	OLB Khalil Mack	Nov. 19, 2023-Dec. 3, 2023	3
	OLB Joey Bosa	Oct. 20, 2019-Nov. 3, 2019	3
	LB Shawne Merriman	Oct. 29, 2006-Dec. 10, 2006	3

CONSECUTIVE MULTI-SACK GAMES, NFL, 2024

Rk.	Team	Player	Consec. Games (Dates)
1.	LAC	OLB Tuli Tuipulotu	3 (Nov. 3, 2024-Nov. 17, 2024)
	Bal.	OLB Kyle Van Noy	3 (Sept. 15, 2024-Sept. 29, 2024)

CONSECUTIVE MULTI-SACK GAMES, WITHIN FIRST TWO PRO SEASONS, NFL, SINCE 1982

Rk.	Team	Player	Consec. Games (Dates)
1.	S.F.	LB Aldon Smith	4 (Oct. 29, 2012-Nov. 25, 2012)
2.	LAC	OLB Tuli Tuipulotu	3 (Nov. 3, 2024-Nov. 17, 2024)
	Oak.	DE Khalil Mack	3 (Nov. 29, 2015-Dec. 13, 2015)
	Hou.	DE J.J. Watt	3 (Sept. 16, 2012-Sept. 30, 2012)
	S.F.	LB Aldon Smith	3 (Oct. 2, 2011-Oct. 16, 2011)
	Pit.	LB LaMarr Woodley	3 (Sept. 29, 2008-Oct. 19, 2008)
	S.D.	LB Shawne Merriman	3 (Oct. 29, 2006-Dec. 10, 2006)
	Mia.	LB Bryan Cox	3 (Sept. 20, 1992-Oct. 4, 1992)
	Chi.	DE Richard Dent	3 (Oct. 21, 1984-Nov. 4, 1984)

CAMERON DICKER

PINPOINT ACCURACY

Cameron Dicker has made 99-of-105 career field goal attempts. His field goal percentage of 94.3 is the best in NFL history by a player with at least 100 attempts.

FIELD GOAL PCT., MIN. 100 ATTEMPTS, NFL HISTORY

Rank	Team/s	Player	Field Goal Pct. (Made-Att.)
1.	Phi./LAC	K Cameron Dicker	94.3 (99-105)
2.	Bal.	K Justin Tucker	89.1 (417-468)
3.	Four Teams*	K Eddy Pineiro	88.7 (118-133)
4.	K.C.	K Harrison Butker	88.0 (228-259)
5.	Pit.	K Chris Boswell	88.0 (278-316)

*Bears, Jets, Panthers, 49ers

DICKER KICKS CONSISTENTLY

Cameron Dicker has made 83 of his 84 career field goal attempts from less than 50 yards out. His 98.8 percentage on field goals from less than 50 yards is the best by any NFL kicker in at least the last 30 seasons (min. 50 attempts of less than 50 yards).

FIELD GOAL PCT., LESS THAN 50-YARD ATTEMPTS, MIN. 50 ATTEMPTS, NFL, SINCE 1991

Rk.	Team/s	Player	Field Goal Pct. (Made-Att.)
1.	Phi./LAC	K Cameron Dicker	98.8 (83-84)
2.	Bal.	K Justin Tucker	94.9 (353-372)
3.	K.C.	K Harrison Butker	93.3 (195-209)
4.	Six Teams*	K Matthew Wright	92.3 (48-52)
5.	T.B./LAR/Ind./Was.	K Matt Gay	92.2 (141-153)

*Jaguars, Steelers, Panthers, Chiefs, Titans, 49ers

DICKER'S KICKS BY VENUE & SURFACE

REGULAR-SEASON KICKING BY VENUE

Stadium*	GP	FGM	FGA	Pct.	1-19	20-29	30-39	40-49	50+	Lg	XPM	XPA	Pts
Acrisure Stadium	1	1	1	100.0	0-0	1-1	0-0	0-0	0-0	28	1	1	4
Allegiant Stadium	4	8	10	80.0	0-0	2-2	5-5	1-1	0-2	49	9	9	33
Bank of America Stadium	1	2	2	100.0	0-0	0-0	0-0	2-2	0-0	46	2	3	8
Corinthians Arena	1	2	2	100.0	0-0	0-0	2-2	0-0	0-0	39	3	3	9
Empower Field at Mile High	3	8	9	88.9	0-0	1-1	3-3	2-2	2-3	52	4	4	28
GEHA Field at Arrowhead Stadium	2	2	2	100.0	0-0	0-0	1-1	0-0	1-1	55	4	4	10
Gillette Stadium	2	6	6	100.0	0-0	1-1	4-4	1-1	0-0	41	4	4	22
Huntington Bank Field	1	0	1	0.0	0-0	0-0	0-0	0-1	0-0	—	3	4	3
Lambeau Field	1	2	2	100.0	0-0	2-2	0-0	0-0	0-0	26	2	2	8
Levi's Stadium	1	3	3	100.0	0-0	1-1	0-0	2-2	0-0	47	1	1	10
Lucas Oil Stadium	1	2	2	100.0	0-0	2-2	0-0	0-0	0-0	24	2	2	8
Mercedes-Benz Stadium	2	5	5	100.0	0-0	0-0	3-3	1-1	1-1	51	2	2	17
MetLife Stadium	2	3	3	100.0	0-0	0-0	1-1	1-1	1-1	55	4	4	13
Nissan Stadium	1	3	3	100.0	0-0	1-1	2-2	0-0	0-0	33	1	1	10
SoFi Stadium	22	44	45	97.8	1-1	11-11	7-7	16-16	9-10	57	50	51	182
State Farm Stadium	3	8	8	100.0	0-0	3-3	0-0	3-3	2-2	59	4	4	13
U.S. Bank Stadium	1	0	1	0.0	0-0	0-0	0-0	0-0	0-1	—	4	4	4
Totals	49	99	105	94.5	1-1	25-25	28-28	29-30	16-21	59	100	103	397
Artificial Surfaces	32	65	67	97.0	1-1	15-15	17-17	21-21	11-13	57	69	71	264
Grass Surfaces	17	34	38	89.5	0-0	10-10	11-11	8-9	5-8	59	31	32	133

POSTSEASON KICKING BY VENUE

Stadium*	GP	FGM	FGA	Pct.	1-19	20-29	30-39	40-49	50+	Lg	XPM	XPA	Pts
NRG Stadium	1	2	2	100.0	0-0	0-0	2-2	0-0	0-0	39	0	1	6
TIAA Bank Field	1	3	4	75.0	0-0	2-2	0-0	0-1	1-1	50	3	3	12
Totals	2	5	6	83.3	0-0	2-2	2-2	0-1	1-1	50	3	3	18
Artificial Surfaces	1	2	2	100.0	0-0	0-0	2-2	0-0	0-0	39	0	1	6
Grass Surfaces	1	3	4	75.0	0-0	2-2	0-0	0-1	1-1	50	3	3	12

*Current or most recent name of venue when operational

CAMERON DICKER

CLUTCH IN CRUNCH TIME

Since entering the NFL in 2022, **Cameron Dicker** has made three game-winning field goals in the fourth quarter or overtime with less than 10 seconds remaining. It's tied for the third-most game-winning kicks in that situation over that span.

GAME-WINNING FIELD GOALS, FOURTH QUARTER OR OVERTIME, LESS THAN 10 SECONDS REMAINING, NFL, SINCE 2022

Rank	Team/s	Player	Game-Winning FG
1.	Atl.	K Younghoe Koo	4
	Car./S.F.	K Eddy Pineiro	4
3.	Phi./LAC	K Cameron Dicker	3
	Buf.	K Tyler Bass	3
	N.E./Ari.	K Chad Ryland	3
	—	10 Other Players	2

IN THE RECORD BOOKS

Cameron Dicker eclipsed 100 career attempts with the Chargers, becoming eligible for the team record books. While with the Bolts, he has made 97-of-103 field goals, good for a team-record 94.2 field goal percentage.

FIELD GOAL PCT., MIN. 100 ATTEMPTS, CHARGERS HISTORY

Rank	Seasons	Player	Field Goal Pct. (Made-Att.)
1.	2022-Present	K Cameron Dicker	94.2 (97-102)
2.	2004-12	K Nate Kaeding	87.0 (113-180)
3.	2011-14, '17	K Nick Novak	84.6 (67-110)
4.	1990-2000	K John Carney	81.6 (160-261)

Dicker made a career-best 39 field goals in 2024, setting a single-season franchise record. Dicker's 150 points scored this season were the most in a single season by a kicker in team history, trailing only Hall of Fame RB LaDainian Tomlinson's all-time 2006 season in which he set an NFL record with 186 points.

MADE FIELD GOALS, SINGLE SEASON, CHARGERS HISTORY

Rank	Season	Player	Made Field Goals
1.	2024	K Cameron Dicker	39
2.	2013	K Nick Novak	34
	1994	K John Carney	34
4.	2009	K Nate Kaeding	32
5.	2023	K Cameron Dicker	31
	1999	K John Carney	31
	1993	K John Carney	31

MOST POINTS SCORED, KICKERS, SINGLE SEASON, CHARGERS HISTORY

Rank	Season	Player	Points Scored
1.	2024	K Cameron Dicker	150
2.	2009	K Nate Kaeding	146
3.	2013	K Nick Novak	144
4.	2006	K Nate Kaeding	136
	1994	K John Carney	135



DICKER MAKES HISTORY

Cameron Dicker made history multiple times in 2024 — most recently in the Week 16 home victory over Denver. At the end of the first half, Dicker attempted a fair catch free kick field goal after a fair catch on the previous play and drilled the 57-yard attempt.

The kick is believed to be the longest fair catch free kick field goal in NFL history and first make since K Ray Wersching, who made a 45-yard attempt for the Bolts in 1976. The last confirmed fair catch free kick field goal attempt was in 2019.

In Week 7 at Arizona, Dicker tied a franchise record with a career-long 59-yard field goal in the second quarter. This season, the Texas product has made nine out of 10 field goals of 50-plus yards (90.0 pct.), the best field goal percentage in the NFL in 2024 from 50-plus yards (min. 10 attempts).

Dicker has 16 career field goals from 50-plus yards and has four of the six longest made attempts in franchise history.

LONGEST MADE FIELD GOAL, CHARGERS HISTORY

Rank	Game	Player	Distance
1.	Oct. 21, 2024 at Ari.	K Cameron Dicker	59 yards
	Dec. 9, 2018 vs. Cin.	K Michael Badgley	59 yards
3.	Dec. 19, 2024 vs. Den.	K Cameron Dicker	57 yards*
	Dec. 21, 2008 at T.B.	K Nate Kaeding	57 yards
4.	Nov. 6, 2023 at NYJ	K Cameron Dicker	55 yards
	Oct. 22, 2023 at K.C.	K Cameron Dicker	55 yards
	Nov. 29, 2009 vs. K.C.	K Nate Kaeding	55 yards

*Fair Catch Free Kick Field Goal

CAREER NUMBERS AGAINST WASHINGTON

13	KEENAN ALLEN							WR
REGULAR SEASON RECEIVING								
Date	Opp.	Res.	GP/GS	Rec.	Yds	Avg.	Lg	TD
11/03/13	at Was.	L	1/1	8	128	16.0	22	1
12/10/17	Was.	W	1/0	6	111	18.5	51	0
9/12/21	at Was.	W	1/1	9	100	11.1	17	0
10/27/24	at Was.	L	1/1	2	39	19.5	22	0
Totals		2-2	4/3	25	378	15.1	51	1

83	TYLER CONKLIN							TE
REGULAR SEASON RECEIVING								
Date	Opp.	Res.	GP/GS	Rec.	Yds	Avg.	Lg	TD
10/24/19	Was.	W	1/1	0	0	—	—	0
12/24/23	Was.	W	1/1	4	36	9.0	13	0
Totals		2-0	2/2	4	36	9.0	13	0

81	WILL DISSLY							TE
REGULAR SEASON RECEIVING								
Date	Opp.	Res.	GP/GS	Rec.	Yds	Avg.	Lg	TD
12/20/20	at Was.	W	1/1	0	0	—	—	0
11/29/21	at Was.	L	1/1	2	19	9.5	13	0
11/12/23	Was.	W	1/0	2	22	11.0	16	0
Totals		2-1	3/2	4	41	10.3	16	0

48	BUD DUPREE													OLB				
REGULAR SEASON DEFENSE																		
Date	Opp.	Res.	GP/GS	Tot	Solo	Asst	Sks	Yds	TFL	QBH	INT	Yds	Lg	TD	PD	FF	FR	Yds
10/15/23	Was.	L	1/1	4	1	3	1.5	7	1	2	0	0	—	0	0	0	0	0
Totals		0-1	1/1	4	1	3	1.5	7	1	2	0	0	—	0	0	0	0	0

43	TROY DYE													LB				
REGULAR SEASON DEFENSE																		
Date	Opp.	Res.	GP/GS	Tot	Solo	Asst	Sks	Yds	TFL	QBH	INT	Yds	Lg	TD	PD	FF	FR	Yds
11/06/22	Was.	W	1/0	0	0	0	0.0	0	0	0	0	0	—	0	0	0	0	0
Totals		1-0	1/0	0	0	0	0.0	0	0	0	0	0	—	0	0	0	0	0

32	ALOHI GILMAN													S				
REGULAR SEASON DEFENSE																		
Date	Opp.	Res.	GP/GS	Tot	Solo	Asst	Sks	Yds	TFL	QBH	INT	Yds	Lg	TD	PD	FF	FR	Yds
09/12/21	Was.	W	1/0	2	1	1	0.0	0	0	0	0	0	—	0	0	0	0	0
Totals		1-0	1/0	2	1	1	0.0	0	0	0	0	0	—	0	0	0	0	0

91	DA'SHAWN HAND													DT				
REGULAR SEASON DEFENSE																		
Date	Opp.	Res.	GP/GS	Tot	Solo	Asst	Sks	Yds	TFL	QBH	INT	Yds	Lg	TD	PD	FF	FR	Yds
11/15/20	Was.	W	1/0	0	0	0	0.0	0	0	0	0	0	—	0	0	0	0	0
12/03/23	at Was.	W	1/0	0	0	0	0.0	0	0	0	0	0	—	0	0	0	0	0
Totals		2-0	2/0	0	0	0	0.0	0	0	0	0	0	—	0	0	0	0	0

10	JUSTIN HERBERT													QB
REGULAR SEASON PASSING														
Date	Opp.	Res.	GP/GS	Cmp	Att	Pct.	Yds	Y/A	TD	INT	Lg	Sacks	Yds Lost	Rating
09/12/21	at Was.	W	1/1	31	47	66.0	337	8.87	1	1	23	2	3	85.2
Totals		1-0	1/1	31	47	66.0	337	8.87	1	1	23	2	3	85.2
REGULAR SEASON RUSHING														
Date	Opp.	Res.	GP/GS	Att	Yds	Avg.	Lg	TD						
09/12/21	at Was.	W	1/1	4	-1	-0.3	2	0						
Totals		1-0	1/1	4	-1	-0.3	2	0						

CAREER NUMBERS AGAINST WASHINGTON

26

DONTE JACKSON

CB

REGULAR SEASON DEFENSE

Date	Opp.	Res.	GP/GS	Tot	Solo	Asst	Sks	Yds	TFL	QBH	INT	Yds	Lg	TD	PD	FF	FR	Yds
10/14/18	at Was.	L	1/1	2	2	0	0.0	0	0	0	0	0	—	0	2	0	0	0
12/01/19	Was.	L	1/1	2	0	2	0.0	0	0	0	0	0	—	0	0	0	0	0
12/27/20	at Was.	W	1/1	3	3	0	0.0	0	0	0	0	0	—	0	2	0	0	0
11/21/21	Was.	L	1/1	9	7	2	0.0	0	0	0	0	0	—	0	1	0	0	0
11/10/24	at Was.	W	1/1	2	1	1	0.0	0	0	0	0	0	—	0	0	0	0	0
Totals		2-3	5/5	18	13	5	0.0	0	0	0	0	0	—	0	5	0	0	0

3

DERWIN JAMES JR.

S

REGULAR SEASON DEFENSE

Date	Opp.	Res.	GP/GS	Tot	Solo	Asst	Sks	Yds	TFL	QBH	INT	Yds	Lg	TD	PD	FF	FR	Yds
09/12/21	at Was.	W	1/1	8	7	1	0.0	0	0	0	0	0	—	0	1	0	0	0
Totals		1-0	1/1	8	7	1	0.0	0	0	0	0	0	—	0	1	0	0	0

96

NAQUAN JONES

DL

REGULAR SEASON DEFENSE

Date	Opp.	Res.	GP/GS	Tot	Solo	Asst	Sks	Yds	TFL	QBH	INT	Yds	Lg	TD	PD	FF	FR	Yds
10/09/22	at Was.	W	1/0	1	0	1	0.0	0	0	0	0	0	—	0	0	0	0	0
Totals		1-0	1/0	1	0	1	0.0	0	0	0	0	0	—	0	0	0	0	0

90

TEAIR TART

DL

REGULAR SEASON DEFENSE

Date	Opp.	Res.	GP/GS	Tot	Solo	Asst	Sks	Yds	TFL	QBH	INT	Yds	Lg	TD	PD	FF	FR	Yds
10/09/22	at Was.	W	1/1	3	2	1	0.0	0	0	0	0	0	—	0	2	0	0	0
Totals		1-0	1/1	3	2	1	0.0	0	0	0	0	0	—	0	2	0	0	0

2025 LOS ANGELES CHARGERS OFFENSIVE STATISTICS

Won 3, Lost 1

9/5/2025	W	27 - 21	Kansas City Chiefs
9/15/2025	W	20 - 9	at Las Vegas Raiders
9/21/2025	W	23 - 20	Denver Broncos
9/28/2025	L	18 - 21	at New York Giants

	Los Angeles	Opponent
	Chargers	

Total First Downs	83	62
Rushing	24	27
Passing	49	28
Penalty	10	7
3rd Down: Made/Att	23/53	23/60
3rd Down Pct.	43.4%	38.3%
4th Down: Made/Att	2/3	5/8
4th Down Pct.	66.7%	62.5%
Possession Avg.	30:28	29:32
Total Net Yards	1425	1080
Avg. Per Game	356.3	270.0
Total Plays	253	240
Avg. Per Play	5.6	4.5
Net Yards Rushing	429	445
Avg. Per Game	107.3	111.3
Total Rushes	92	99
Net Yards Passing	996	635
Avg. Per Game	249.0	158.8
Sacked/Yards Lost	12/67	13/75
Gross Yards	1063	710
Attempts/Completions	149/95	128/76
Completion Pct.	63.8%	59.4%
Had Intercepted	3	3
Punts/Average	15/50.5	17/47.3
Net Punting Avg.	43	42.5
Penalties/Yards	29/214	33/251
Fumbles/Ball Lost	5/2	4/0
Touchdowns	9	6
Rushing	2	3
Passing	7	3
Returns	0	0

Score By Periods	Q1	Q2	Q3	Q4	OT	Pts
Team	20	30	21	17	0	88
Opponents	10	22	24	15	0	71

Scoring	TD	Ru	Pa	Rt	PAT	FG	2Pt	Pts
C.Dicker	0	0	0	0	8/8	8/8	0	32
Q.Johnston	4	0	4	0	0/0	0/0	0	24
K.Allen	3	0	3	0	0/0	0/0	0	18
O.Hampton	2	2	0	0	0/0	0/0	0	12
J.Herbert	0	0	0	0	0/0	0/0	1	2
Team	9	2	7	0	8/8	8/8	1	88
Opponents	6	3	3	0	3/4	10/10	1	71

2-Pt. Conversions: Team 1/1, Opponents: 1/2
 Sacks: T.Tuipulotu 4.0, D.Henley 2.0, D.James 1.5, K.Mack 1.0,
 J.Caldwell 1.0, J.Eboigbe 1.0, D.Hand 1.0, T.Dye 1.0, C.Murphy
 0.5 **Team: 13.0, Opponents: 12.0**

Rushing	No.	Yds	Avg	Long	TD
O.Hampton	54	270	5.0	54t	2
J.Herbert	19	93	4.9	24	0
N.Harris	15	61	4.1	7	0
D.Davis	2	5	2.5	3	0
T.Conklin	1	2	2.0	2	0
Q.Johnston	1	-2	-2.0	-2	0
Team	92	429	4.7	54t	2
Opponents	99	445	4.5	41	3

Receiving	No.	Yds	Avg	Long	TD
K.Allen	24	231	9.6	25	3
Q.Johnston	22	337	15.3	60t	4
L.McConkey	16	174	10.9	23	0
O.Hampton	14	110	7.9	22	0
O.Gadsden	7	62	8.9	17	0
T.Conklin	3	53	17.7	33	0
T.Harris	3	45	15.0	24	0
N.Harris	3	25	8.3	11	0
W.Dissly	2	25	12.5	18	0
S.Matlock	1	1	1.0	1	0
T.Fisk	0	0	0.0	0	0
K.Lambert-Smith	0	0	0.0	0	0
Team	95	1063	11.2	60t	7
Opponents	76	710	9.3	52t	3

Interceptions	No.	Yds	Avg	Long	TD
D.Henley	1	8	8.0	8	0
D.Jackson	1	0	0.0	0	0
T.Jefferson	1	0	0.0	0	0
Team	3	8	2.7	8	0
Opponents	3	93	31.0	56	0

Punting	No	Yds	Avg	Net	TB	In	Lg	B
J.Scott	15	757	50.5	43.0	1	5	60	0
Team	15	757	50.5	43.0	1	5	60	0
Opponents	17	804	47.3	42.5	0	8	69	0

Punt Returns	Ret	FC	Yds	Avg	Long	TD
T.Still	4	0	25	6.3	11	0
D.Davis	3	5	47	15.7	33	0
L.McConkey	1	2	10	10.0	10	0
Team	8	7	82	10.3	33	0
Opponents	7	5	92	13.1	32	0

Kickoff Returns	No.	Yds	Avg	Long	TD
H.Haskins	6	141	23.5	29	0
D.Davis	4	103	25.8	29	0
K.Lambert-Smith	2	48	24.0	25	0
O.Hampton	1	30	30.0	30	0
K.Vidal	1	25	25.0	25	0
Team	14	347	24.8	30	0
Opponents	18	486	27.0	37	0

Field Goals	1-19	20-29	30-39	40-49	50+
C.Dicker	0/0	2/2	4/4	2/2	0/0
Team	0/0	2/2	4/4	2/2	0/0
Opponents	0/0	3/3	3/3	2/2	2/2

Fumbles Lost: J.Herbert 1, D.Davis 1 **Total: 2**
 Opponent Fumble Recoveries: **Total: 0**

Passing	Att	Cmp	Yds	Cmp%	Yds/Att	TD	TD%	Int	Int%	Long	Sack	Lost	Rating
J.Herbert	149	95	1063	63.8%	7.1	7	4.7%	3	2.0%	60t	12/	67	92.2
Team	149	95	1063	63.8%	7.1	7	4.7%	3	2.0%	60t	12/	67	92.2
Opponents	128	76	710	59.4%	5.6	3	2.3%	3	2.3%	52t	13/	75	72.7

2025 LOS ANGELES CHARGERS DEFENSIVE STATISTICS

Official Press Box Totals — Confirmed by league review.

Player	— Tackles —					TFLs	QB Hits	Interceptions	Passes Def.	— Fumbles —	
	Total	Solo	Asst.	Sacks	Yards					Forced	Recoveries
Derwin James Jr.	34	22	12	1.5	9	5	4	0	2	0	0
Daiyan Henley	31	20	11	2.0	19	3	2	1	2	0	0
Troy Dye	21	7	14	1.0	0	0	1	0	0	0	0
Tarheeb Still	18	14	4	0.0	0	1	1	0	2	0	0
Alohi Gilman	18	10	8	0.0	0	0	0	0	3	0	0
Tuli Tuipulotu	17	11	6	4.0	19	6	8	0	2	1	0
Tony Jefferson	14	7	7	0.0	0	0	0	1	3	0	0
Cam Hart	9	8	1	0.0	0	0	0	0	0	0	0
Da'Shawn Hand	9	6	3	1.0	1	2	3	0	1	0	0
Elijah Molden	9	5	4	0.0	0	0	0	0	0	0	0
Jamaree Caldwell	8	4	4	1.0	9	1	1	0	0	0	0
Donte Jackson	6	5	1	0.0	0	0	0	1	3	0	0
Caleb Murphy	6	4	2	0.5	3	0	1	0	0	0	0
Naquan Jones	6	4	2	0.0	0	1	0	0	1	0	0
Bud Dupree	6	3	3	0.0	0	0	0	0	1	0	0
Justin Eboigbe	5	3	2	1.0	5	1	2	0	0	0	0
Teair Tart	4	4	0	0.0	0	1	1	0	2	0	0
Khalil Mack	2	2	0	1.0	10	1	2	0	0	0	0
Benjamin StOJuste	2	2	0	0.0	0	0	0	0	2	0	0
Kyle Kennard	1	0	1	0.0	0	0	0	0	0	0	0
Totals	226	141	85	13.0	75	22	26	3	24	1	0
<i>Defensive Backs</i>	<i>110</i>	<i>73</i>	<i>37</i>	<i>1.5</i>	<i>9</i>	<i>6</i>	<i>5</i>	<i>2</i>	<i>15</i>	<i>0</i>	<i>0</i>
<i>Linebackers</i>	<i>52</i>	<i>27</i>	<i>25</i>	<i>3.0</i>	<i>19</i>	<i>3</i>	<i>3</i>	<i>1</i>	<i>2</i>	<i>0</i>	<i>0</i>
<i>Outside Linebackers</i>	<i>32</i>	<i>20</i>	<i>12</i>	<i>5.5</i>	<i>32</i>	<i>7</i>	<i>11</i>	<i>0</i>	<i>3</i>	<i>1</i>	<i>0</i>
<i>Defensive Line</i>	<i>32</i>	<i>21</i>	<i>11</i>	<i>3.0</i>	<i>15</i>	<i>6</i>	<i>7</i>	<i>0</i>	<i>4</i>	<i>0</i>	<i>0</i>

SPECIAL TEAMS TACKLES

Player	Total Tackles
Marlow Wax	6
Hassan Haskins	5
Caleb Murphy	5
Del'Shawn Phillips	5
Benjamin St-Juste	4
Troy Dye	3
Ja'Sir Taylor	3
Tony Jefferson	1
RJ Mickens	1
Tuli Tuipulotu	1
Kendal Williamson	1
Totals	35

2025 GAME SUMMARIES

WEEK 1 vs. KANSAS CITY



CHIEFS 21 CHARGERS 27

Friday, Sept. 5, 2025
Corinthians Arena – São Paulo, Brazil



GAME STATISTICS

TEAM	1	2	3	4	OT	F
Kansas City	0	6	6	9	—	21
L.A. Chargers	7	6	7	7	—	27

SCORING SUMMARY

Team	Q	Time	Play
Chargers	1	9:11	Q.Johnston 5 yd. pass from J.Herbert (C.Dicker kick)
Chargers	2	13:47	C.Dicker 39 yd. Field Goal
Chiefs	2	4:50	H.Butker 35 yd. Field Goal
Chargers	2	0:45	C.Dicker 36 yd. Field Goal
Chiefs	2	0:00	H.Butker 59 yd. Field Goal
Chiefs	3	8:05	P.Mahomes 11 yd. run (kick failed, wr)
Chargers	3	0:32	K.Allen 11 yd. pass from J.Herbert (C.Dicker kick)
Chiefs	4	12:04	T.Kelce 37 yd. pass from P.Mahomes (pass failed)
Chargers	4	5:02	Q.Johnston 23 yd. pass from J.Herbert (C.Dicker kick)
Chiefs	4	2:34	H.Butker 27 yd. Field Goal

TEAM STATISTICS

	KC	LAC
FIRST DOWNS:	18	22
TOTAL NET YARDS:	347	394
NET RUSHING YARDS:	98	90
NET PASSING YARDS:	249	304
PENALTIES/YARDS:	10-71	6-49
3RD DOWN EFFICIENCY (%):	5-14 (35.7%)	7-13 (53.8%)
PUNTS/AVERAGE:	3-38.7	2-53.0
SACKS/YARDS:	2/9	3/14
FUMBLES/LOST:	1-0	1-0
POINTS OFF TURNOVERS:	0	0
AVG. DRIVE START:	OWN 31	OWN 24
TIME OF POSSESSION:	27:16	32:44

INDIVIDUAL TOP PERFORMERS



PASSING

J.Herbert	CMP	ATT	YDS	TD	INT	RT	P.Mahomes	CMP	ATT	YDS	TD	INT	RT
J.Herbert	25	34	318	3	0	131.7	P.Mahomes	24	39	258	1	0	89.5

RUSHING

O.Hampton	ATT	YDS	AVG	LG	TD	P.Mahomes	ATT	YDS	AVG	LG	TD
O.Hampton	15	48	3.2	11	0	P.Mahomes	6	57	9.5	15	1
J.Herbert	7	32	4.6	19	0	I.Pacheco	5	25	5.0	10	0

RECEIVING

K.Allen	REC	YDS	AVG	LG	TD	M.Brown	REC	YDS	AVG	LG	TD
K.Allen	7	68	9.7	15	1	M.Brown	10	99	9.9	49	0
L.McConkey	6	74	12.3	23	0	J.Smith-Schuster	5	55	11.0	16	0
Q.Johnston	5	79	15.8	33	2	T.Kelce	2	47	23.5	37	1
T.Conklin	2	50	25.0	33	0	T.Thornton	2	41	20.5	38	0

TACKLES (SOLO) - LAC: A.Gilman 9 (4), D.Henley 8 (3), D.James 7 (5); **KC:** C.Conner 9 (7), N.Bolton 8 (6), J.Watson 6 (5).

SACKS - LAC: D.Hand 1-1, D.Henley 1-8; **KC:** D.Tranquill 2-13, G.Karlaftis 1-1.

INTERCEPTIONS - LAC: None; **KC:** None.

STARTERS

WR.... K.Allen	OLB.. T. Tuipulotu	WR.... J.Smith-Schuster	DE M.Danna
TE..... T.Conklin	DL..... D.Hand	WR.... M.Brown	DT..... C.Jones
LT..... J.Alt	DL..... T.Tart	LT J.Simmons	DT..... J.Tillery
LG.... Z.Johnson	OLB..... K.Mak	LG..... K.Suamataia	LB..... L.Chenal
C..... B.Bozeman	LB..... D.Henley	C..... C.Humphrey	LB..... D.Tranquill
RG.... M.Becton	LB... D.Perryman	RG.... T.Smith	LB..... N.Bolton
RT.... T.Pipkins	CB D.Jackson	RT J.Taylor	DB..... C.Conner
WR.... Q.Johnston	CB T.Still	TE.... T.Kelce	DB..... J.Hicks
WR.... L.McConkey	S..... E.Molden	WR.... X.Worthy	CB T.McDuffie
QB.... J.Herbert	S..... A.Gilman	QB.... P.Mahomes	CB J.Watson
RB.... O.Hampton	S..... D.James	RB I.Pacheco	S..... B.Cook

WEEK 2 AT LAS VEGAS



CHARGERS 20 RAIDERS 9

Monday, Sept. 15, 2025
Allegiant Stadium – Las Vegas, Nev.



GAME STATISTICS

TEAM	1	2	3	4	OT	F
L.A. Chargers	10	7	3	0	—	20
Las Vegas	3	3	0	3	—	9

SCORING SUMMARY

Team	Q	Time	Play
Chargers	1	13:43	C.Dicker 38 yd. Field Goal
Raiders	1	9:02	D.Carlson 54 yd. Field Goal
Chargers	1	0:20	K.Allen 10 yd. pass from J.Herbert (C.Dicker kick)
Raiders	2	9:54	D.Carlson 40 yd. Field Goal
Chargers	2	1:51	Q.Johnston 60 yd. pass from J.Herbert (C.Dicker kick)
Chargers	3	7:30	C.Dicker 20 yd. Field Goal
Raiders	4	11:15	D.Carlson 37 yd. Field Goal

TEAM STATISTICS

	LAC	LV
FIRST DOWNS:	15	15
TOTAL NET YARDS:	317	218
NET RUSHING YARDS:	81	68
NET PASSING YARDS:	236	150
PENALTIES/YARDS:	6-33	5-47
3RD DOWN EFFICIENCY (%):	4-11 (36.4%)	9-18 (50.0%)
PUNTS/AVERAGE:	3-52.7	2-57.0
SACKS/YARDS:	3/30	2/26
FUMBLES/LOST:	2-1	1-0
POINTS OFF TURNOVERS:	3	0
AVG. DRIVE START:	OWN 35	OWN 28
TIME OF POSSESSION:	28:17	31:43

INDIVIDUAL TOP PERFORMERS



PASSING

J.Herbert	CMP	ATT	YDS	TD	INT	RT	G.Smith	CMP	ATT	YDS	TD	INT	RT
J.Herbert	19	27	242	2	0	122.8	G.Smith	24	43	180	0	3	37.0

RUSHING

J.Herbert	ATT	YDS	AVG	LG	TD	A.Jeanty	ATT	YDS	AVG	LG	TD
J.Herbert	9	31	3.4	12	0	A.Jeanty	11	43	3.9	13	0
N.Harris	8	28	3.5	7	0	G.Smith	5	20	4.0	15	0

RECEIVING

K.Allen	REC	YDS	AVG	LG	TD	J.Meyers	REC	YDS	AVG	LG	TD
K.Allen	5	61	12.2	25	1	J.Meyers	6	68	11.3	25	0
L.McConkey	5	48	9.6	19	0	B.Bowers	5	38	7.6	9	0
Q.Johnston	3	71	23.7	60	1	T.Tucker	3	12	4.0	5	0
T.Harris	2	34	17.0	24	0	A.Jeanty	3	1	0.3	4	0

TACKLES (SOLO) - LAC: D.Henley 10 (7), T.Still 9 (7), D.James 7 (3); **LV:** D.White 8 (6), G.Pratt 7 (5), J.Chinn 6 (6).

SACKS - LAC: D.Henley 1-11, K.Mack 1-10, J.Caldwell 1-9; **LV:** J.Laulu 2-6.

INTERCEPTIONS - LAC: D.Henley 1-8-0, T.Jefferson 1-0-0, D.Jackson 1-0-0; **LV:** None.

STARTERS

WR.... Q.Johnston	OLB.. T. Tuipulotu	WR ... D.Thornton	DT A.Butler
LT..... J.Alt	DL..... T.Tart	WR ... J.Meyers	DL L.Fotu
LG.... Z.Johnson	DL..... D.Hand	LT K.Miller	DT T.Booker
C..... B.Bozeman	OLB..... K.Mack	LG D.Parham	DE M.Crosby
RG.... M.Becton	LB..... D.Henley	C J.Meredith	LB G.Pratt
RT.... T.Pipkins	LB... D.Perryman	RG A.Cappa	LB D.White
WR.... T.Conklin	CB D.Jackson	RT D.Glaze	LB E.Roberts
TE.... W.Dissly	CB T.Still	TE M.Mayer	CB E.Stokes
FB.... S.Matlock	S..... T.Jefferson	WR ... T.Tucker	CB K.Kelly
QB.... J.Herbert	S..... A.Gilman	QB ... G.Smith	S J.Chinn
RB.... O.Hampton	S..... D.James	RB ... A.Jeanty	S I.Pola-Mao

2025 GAME SUMMARIES

WEEK 3 vs DENVER



BRONCOS 20 CHARGERS 23

Sunday, Sept. 21, 2025
SoFi Stadium – Los Angeles, Calif.



GAME STATISTICS

TEAM	1	2	3	4	OT	F
Denver	0	7	10	3	—	20
L.A. Chargers	3	7	3	10	—	23

SCORING SUMMARY

Team	Q	Time	Play
Chargers	1	11:54	C.Dicker 32 yd. Field Goal
Chargers	2	1:53	O.Hampton 3 yd. run (C.Dicker kick)
Broncos	2	0:38	C.Sutton 52 yd. pass from B.Nix (W.Lutz kick)
Broncos	3	13:40	J.Dobbins 19 yd. run (W.Lutz kick)
Broncos	3	12:02	W.Lutz 42 yd. Field Goal
Chargers	3	5:35	C.Dicker 24 yd. Field Goal
Broncos	4	12:21	W.Lutz 26 yd. Field Goal
Chargers	4	2:37	K.Allen 20 yd. pass from J.Herbert (C.Dicker kick)
Chargers	4	0:00	C.Dicker 43 yd. Field Goal

TEAM STATISTICS

	DEN	LAC
FIRST DOWNS:	9	29
TOTAL NET YARDS:	265	376
NET RUSHING YARDS:	118	106
NET PASSING YARDS:	147	270
PENALTIES/YARDS:	10-90	3-25
3RD DOWN EFFICIENCY (%):	2-13 (15.4%)	8/17 (47.1%)
PUNTS/AVERAGE:	7-47.1	5-49.8
SACKS/YARDS:	5/30	2/6
FUMBLES/LOST:	0-0	2-1
POINTS OFF TURNOVERS:	3	0
AVG. DRIVE START:	OWN 30	OWN 26
TIME OF POSSESSION:	23:40	36:20

INDIVIDUAL TOP PERFORMERS



PASSING

	CMP	ATT	YDS	TD	INT	RT
J.Herbert	28	47	300	1	1	76.6
B.Nix	14	25	153	1	0	87.6

RUSHING

	ATT	YDS	AVG	LG	TD
O.Hampton	19	70	3.7	11	1
N.Harris	6	28	4.7	7	0
J.Dobbins	11	83	7.5	41	1
B.Nix	8	33	4.1	12	0

RECEIVING

	REC	YDS	AVG	LG	TD
K.Allen	7	65	9.3	20	1
Q.Johnston	6	89	14.8	37	0
O.Hampton	6	59	9.8	22	0
O.Gadsden	5	46	9.2	17	0
C.Sutton	6	118	19.7	52	1
R.Harvey	3	14	4.7	9	0
T.Franklin	2	8	4.0	7	0
L.Krull	1	9	9.0	9	0

TACKLES (SOLO) – LAC: D.James 12 (10), T.Jefferson 4 (3), D.Henley 4 (2); **DEN:** A.Singleton 12 (4), B.Jones 11 (6), T.Hufanga 6 (4).

SACKS – LAC: D.James 1-6, T.Dye 1-0; **DEN:** N.Bonitto, 2-16, J.Cooper 1-7, J.Franklin-Myers 1-6, D.Jones 1-1.

INTERCEPTIONS – LAC: None; **DEN:** B.Jones 1-0-0.

STARTERS

WR.... Q.Johnston	OLB... T.Tuipulotu	WR.... C.Sutton	DL..... Z.Allen
WR.... L.McConkey	DL..... D.Hand	WR.... M.Mims	DT..... D.Jones
LT..... J.Alt	DL..... T.Tart	LT..... G.Bolles	DL.... J.Franklin-Myers
LG..... Z.Johnson	OLB.... B.Dupree	LG..... B.Powders	OLB.... J.Cooper
C..... B.Bozeman	LB..... D.Henley	C..... L.Wattenberg	OLB.... N.Bonitto
RG.... M.Becton	LB..... T.Dye	RG.... Q.Meinerz	ILB... A.Singleton
RT.... T.Pipkins	CB..... D.Jackson	RT.... M.McGlinchey	ILB.... J.Strnad
TE.... T.Fisk	CB..... T.Still	WR.... T.Franklin	CB..... P.Surtain
TE.... T.Conklin	S..... A.Gilman	TE.... L.Krull	CB..... R.Moss
QB.... J.Herbert	S..... D.James	QB.... B.Nix	S..... T.Hufanga
RB.... O.Hampton	S..... T.Jefferson	RB.... R.Harvey	S..... B.Jones

WEEK 4 AT NEW YORK GIANTS



CHARGERS 18 GIANTS 21

Sunday, Sept. 28, 2025
MetLife Stadium – East Rutherford, N.J.



GAME STATISTICS

TEAM	1	2	3	4	OT	F
L.A. Chargers	0	10	8	0	—	18
New York Giants	7	6	8	0	—	21

SCORING SUMMARY

Team	Q	Time	Play
Giants	1	9:20	J.Dart 15 yd. run (J.McAtamney kick)
Giants	2	13:47	J.McAtamney 22 yd. Field Goal
Chargers	2	8:06	C.Dicker 43 yd. Field Goal
Giants	2	1:52	J.McAtamney 31 yd. Field Goal
Chargers	2	0:27	Q.Johnston 36 yd. pass from J.Herbert (C.Dicker kick)
Giants	3	2:49	T.Johnson 3 yd. pass from J.Dart (C.Skattebo run)
Chargers	3	1:27	O.Hampton 54 yd. run (J.Herbert run)

TEAM STATISTICS

	LAC	NYG
FIRST DOWNS:	17	20
TOTAL NET YARDS:	338	250
NET RUSHING YARDS:	152	161
NET PASSING YARDS:	186	89
PENALTIES/YARDS:	14-107	8-43
3RD DOWN EFFICIENCY (%):	4-12 (33.3%)	7-15 (46.7%)
PUNTS/AVERAGE:	5-48.8	5-48.8
SACKS/YARDS:	5/25	2/17
FUMBLES/LOST:	0-0	2-0
POINTS OFF TURNOVERS:	0	10
AVG. DRIVE START:	OWN 24	OWN 38
TIME OF POSSESSION:	24:32	35:28

INDIVIDUAL TOP PERFORMERS



PASSING

	CMP	ATT	YDS	TD	INT	RT
J.Herbert	23	41	203	1	2	57.3
J.Dart	13	20	111	1	0	96.0

RUSHING

	ATT	YDS	AVG	LG	TD
O.Hampton	12	128	10.7	54	1
J.Herbert	1	24	24.0	24	0
C.Skattebo	25	79	3.2	16	0
J.Dart	10	54	5.4	15	1

RECEIVING

	REC	YDS	AVG	LG	TD
Q.Johnston	8	98	12.3	36	1
K.Allen	5	37	7.4	10	0
O.Hampton	5	37	7.4	19	0
O.Gadsden	2	16	8.0	11	0
D.Slayton	3	44	14.7	18	0
T.Johnson	3	17	5.7	10	1
W.Robinson	3	14	4.7	8	0
M.Nabers	2	20	10.0	13	0

TACKLES (SOLO) – LAC: T.Dye 12 (3), D.Henley 9 (8), T.Tuipulotu 9 (6); **NYG:** D.Muasau 6 (2), C.Flott 5 (5), B.Burns 5 (4).

SACKS – LAC: T.Tuipulotu 4-19, J.Eboigbe 1-5, D.James 0.5-3, C.Murphy 0.5-3; **NYG:** B.Burns 1-16, K.Thibodeaux 1-1.

INTERCEPTIONS – LAC: None; **NYG:** D.Lawrence 1-37, A.Phillips 1-56.

STARTERS

WR.... Q.Johnston	OLB.... B.Dupree	WR.... M.Nabers	OLB... K.Thibodeaux
LT..... J.Alt	DL..... D.Hand	TE.... T.Johnson	DL... D.Alexander
LG..... Z.Johnson	DL..... T.Tart	LT..... A.Thomas	DL.... D.Lawrence
C..... B.Bozeman	OLB.. T.Tuipulotu	LG..... J.Runyan	DT... R.Robertson-Harris
RG.... J.Salyer	LB..... D.Henley	C..... J.Schmitz	OLB.... B.Burns
RT.... T.Pipkins	LB..... T.Dye	RG.... G.Van Roten	ILB.... B.Okereke
TE.... T.Conklin	CB..... D.Jackson	RT.... J.Elumunor	LB.... D.Muasau
WR.... L.McConkey	CB..... T.Still	WR.... W.Robinson	CB..... C.Flott
QB.... J.Herbert	S..... E.Molden	WR.... D.Slayton	CB..... P.Adebo
FB.... S.Matlock	S..... A.Gilman	QB.... J.Dart	S..... T.Nubin
RB.... O.Hampton	S..... D.James	FB.... C.Skattebo	S..... J.Holland

2025 LOS ANGELES CHARGERS NUMERICAL ROSTER

ACTIVE ROSTER

No.	Name	Pos.	Ht.	Wt.	Age	Exp.	College	Hometown	How Acq.
0	Daiyan Henley	LB	6-0	225	25	3	Washington State	Los Angeles, Calif.	D3-'23
1	Quentin Johnston	WR	6-2	208	24	3	TCU	Temple, Texas	D1-'23
2	Elijah Molden	DB	5-10	192	25	5	Washington	West Linn, Ore.	T (Ten)-'24
3	Derwin James Jr.	S	6-2	215	29	8	Florida State	Haines City, Fla.	D1-'18
5	Trey Lance	QB	6-4	226	25	5	North Dakota State	Marshall, Minn.	UFA (Dal)-'25
8	Omarion Hampton	RB	6-0	220	22	R	North Carolina	Clayton, N.C.	D1-'25
9	Tre' Harris	WR	6-3	210	23	R	Mississippi	Broussard, La.	D2-'25
10	Justin Herbert	QB	6-6	236	27	6	Oregon	Eugene, Ore.	D1a-'20
11	Cameron Dicker	K	6-1	216	25	4	Texas	Austin, Texas	FA-'22
12	Derius Davis	WR	5-8	165	25	3	TCU	St. Francisville, La.	D4-'23
13	Keenan Allen	WR	6-2	211	33	13	California	Greensboro, N.C.	FA-'25
15	Ladd McConkey	WR	6-0	185	23	2	Georgia	Chatsworth, Ga.	D2-'24
16	JK Scott	P	6-5	208	29	7	Alabama	Denver, Colo.	FA-'22
20	Cam Hart	CB	6-2	207	24	2	Notre Dame	Baltimore, Md.	D5b-'24
23	Tony Jefferson	S	5-11	212	33	11	Oklahoma	Chula Vista, Calif.	FA-'24
24	Benjamin St-Juste	CB	6-3	200	28	5	Minnesota	Montreal, Quebec, Canada	UFA (Was)-'25
26	Donte Jackson	CB	5-10	180	29	8	Louisiana State	Metairie, La.	UFA (Pit)-'25
27	RJ Mickens	S	6-0	210	24	R	Clemson	Southlake, Texas	D6b-'25
28	Hassan Haskins	RB	6-2	228	25	4	Michigan	St. Louis, Mo.	W (Ten)-'24
29	Tarheeb Still	CB	6-1	196	23	2	Maryland	Sicklerville, N.J.	D5a-'24
32	Alohi Gilman	S	5-10	201	28	6	Notre Dame	Laie, Hawaii	D6-'20
36	Ja'Sir Taylor	DB	5-10	185	26	4	Wake Forest	Asbury Park, N.J.	D6b-'22
40	Kendall Williamson	S	6-0	203	25	1	Stanford	Snellville, Ga.	FA-'24
41	Rick Lovato	LS	6-2	249	33	9	Old Dominion	Middletown, N.J.	FA-'25
42	Tucker Fisk	TE	6-4	285	26	3	Stanford	Davis, Calif.	FA-'24
43	Troy Dye	LB	6-3	225	29	6	Oregon	Norco, Calif.	UFA (Min)-'24
44	Scott Matlock	FB/DL	6-4	296	25	3	Boise State	Homedale, Idaho	D6-'23
45	Tuli Tuipulotu	OLB	6-3	266	23	3	Southern California	Hawthorne, Calif.	D2-'23
46	Nikko Reed	CB	5-10	180	22	R	Oregon	Oakland, Calif.	FA-'25
48	Bud Dupree	OLB	6-4	269	32	11	Kentucky	Macon, Ga.	FA-'24
50	Caleb Murphy	OLB	6-3	254	25	2	Ferris State	Dowagiac, Mich.	FA-'24
53	Del'Shawn Phillips	LB	6-2	230	28	6	Illinois	Highland Park, Ill.	UFA (Hou)-'25
54	Kyle Kennard	OLB	6-5	254	23	R	South Carolina	Atlanta, Ga.	D4-'25
58	Marlowe Wax	LB	6-1	236	22	R	Syracuse	Baltimore, Md.	FA-'25
68	Jamaree Salyer	OL	6-4	325	25	4	Georgia	Atlanta, Ga.	D6a-'22
73	Mekhi Becton Sr.	G	6-7	363	26	6	Louisville	Highland Springs, Va.	UFA (Phi)-'25
74	Austin Deculus	T	6-5	321	26	3	Louisiana State	Mamou, La.	T (Hou)-'25
75	Bradley Bozeman	C	6-5	325	30	8	Alabama	Roanoke, Ala.	FA-'24
76	Joe Alt	T	6-8	322	22	2	Notre Dame	North Oaks, Minn.	D1-'24
77	Zion Johnson	G	6-3	316	25	4	Boston College	Bowie, Md.	D1-'22
78	Andre James	C	6-4	300	28	7	UCLA	Herriman, Utah	FA-'25
79	Trey Pipkins III	G/T	6-6	307	29	7	Sioux Falls	Apple Valley, Minn.	D3-'19
83	Tyler Conklin	TE	6-3	248	30	8	Central Michigan	Chesterfield, Mich.	UFA (NYJ)-'25
84	KeAndre Lambert-Smith	WR	6-1	182	23	R	Auburn	Norfolk, Va.	D5a-'25
86	Oronde Gadsden	TE	6-5	236	22	R	Syracuse	Plantation, Fla.	D5b-'25
89	Will Dissly	TE	6-4	265	29	8	Washington	Bozeman, Mont.	FA-'24
90	Teair Tart	DL	6-2	315	28	6	Florida International	Philadelphia, Pa.	FA-'24
91	Da'Shawn Hand	DL	6-3	302	29	8	Alabama	Woodbridge, Va.	UFA (Mia)-'25
92	Justin Eboigbe	DL	6-5	292	24	2	Alabama	Forest Park, Ga.	D4-'24
93	Otito Ogbonnia	DL	6-4	320	25	4	UCLA	Houston, Texas	D5-'22
96	Naquan Jones	DL	6-3	313	27	5	Michigan State	Evanston, Ill.	UFA (Ari)-'25
99	Jamaree Caldwell	DL	6-1	340	25	R	Oregon	Newberry, S.C.	D3-'25

PRACTICE SQUAD

No.	Name	Pos.	Ht.	Wt.	Age	Exp.	College	Hometown	How Acq.
7	DJ Uiagalelei	QB	6-4	252	24	R	Florida State	Inland Empire, Calif.	FA-'25
30	Kimani Vidal	RB	5-8	215	24	2	Troy	Marietta, Ga.	D6-'24
34	Amar Johnson	RB	5-10	205	22	R	South Dakota State	O'Fallon, Mo.	FA-'25
37	Isas Waxter	CB	6-1	205	24	R	Villanova	Newark, N.J.	FA-'25
38	Emany Johnson	LB	6-2	218	24	1	Nevada	Richmond, Calif.	FA-'24
49	Thomas Yassmin	TE	6-5	251	25	1	Utah	Sydney, New South Wales, Australia	FA (IPP)-'25
56	Kana'i Mauga	LB	6-2	245	25	3	Southern California	Waianae, Hawaii	FA-'25
57	Clelin Ferrell	OLB	6-4	265	28	7	Clemson	Richmond, Va.	FA-'25
63	Josh Kaltenberger	C	6-6	308	24	R	Maryland	Pittsburgh, Pa.	FA-'25
65	Michael Dunn	OL	6-5	315	31	6	Maryland	Bethesda, Md.	FA-'25
67	Foster Sarell	T	6-6	322	27	4	Stanford	Tacoma, Wash.	FA-'25
71	Branson Taylor	G	6-6	330	23	R	Pittsburgh	Lorain, Ohio	D6a-'25
72	David Sharpe	T	6-6	343	29	6	Florida	Jacksonville, Fla.	FA-'25
82	Ja'Quae Jackson	WR	6-1	184	25	2	Rutgers	Pittsburgh, Pa.	FA-'25
87	Luke Grimm	WR	6-0	190	24	R	Kansas	Raymore, Mo.	FA-'25
94	TeRah Edwards	DL	6-2	305	24	R	Illinois	Columbus, Ohio	FA-'25
97	Garmon Randolph	OLB	6-8	260	24	R	Baylor	Jefferson, Ga.	FA-'25

RESERVE/INJURED

No.	Name	Pos.	Ht.	Wt.	Age	Exp.	College	Hometown	How Acq.
6	Denzel Perryman	LB	5-11	240	32	11	Miami	Coral Gables, Fla.	UFA (Hou)-'24
22	Najee Harris	RB	6-1	242	27	5	Alabama	Antioch, Calif.	UFA (Pit)-'25
25	Junior Colson	LB	6-3	247	22	2	Michigan	Franklin, Tenn.	D3-'24
37	Jordan Oladokun	CB	6-0	190	23	R	Bowling Green State	Tampa, Fla.	FA-'25
39	Eric Rogers	CB	6-2	189	23	R	Rutgers	Burlington Township, N.J.	FA-'25
52	Khalil Mack	OLB	6-3	269	34	12	Buffalo	Fort Pierce, Fla.	T (Chi)-'22
69	Josh Fuga	DL	6-2	313	24	R	Virginia Tech	Woodbridge, Va.	FA-'25
70	Rashawn Slater	T	6-4	315	26	5	Northwestern	Sugar Land, Texas	D1-'21

RESERVE/INJURED; DESIGNATED FOR RETURN

No.	Name	Pos.	Ht.	Wt.	Age	Exp.	College	Hometown	How Acq.
33	Deane Leonard	DB	6-0	195	25	4	Mississippi	Calgary, Alberta, Canada	D7a-'22
47	Josh Harris	LS	6-1	224	36	14	Auburn	Carrollton, Ga.	UFA (Atl)-'22

RESERVE/PHYSICALLY UNABLE TO PERFORM

No.	Name	Pos.	Ht.	Wt.	Age	Exp.	College	Hometown	How Acq.
67	Savion Washington	T	6-9	340	23	R	Syracuse	Akron, Ohio	FA-'25

2025 LOS ANGELES CHARGERS ALPHABETICAL ROSTER

ACTIVE ROSTER

No.	Name	Pos.	Ht.	Wt.	DOB	Exp.	College	Hometown	How Acq.
13	Allen, Keenan	WR	6-2	211	4/27/92	13	California	Greensboro, N.C.	FA-'25
76	Alt, Joe	T	6-8	322	2/28/03	2	Notre Dame	North Oaks, Minn.	D1-'24
73	Becton Sr., Mekhi	G	6-7	363	4/18/99	6	Louisville	Highland Springs, Va.	UFA (Phi)-'25
75	Bozeman, Bradley	C	6-5	325	11/24/94	8	Alabama	Roanoke, Ala.	FA-'24
99	Caldwell, Jamaree	DL	6-1	340	8/30/00	R	Oregon	Newberry, S.C.	D3-'25
83	Conklin, Tyler	TE	6-3	248	7/30/95	8	Central Michigan	Chesterfield, Mich.	UFA (NYJ)-'25
12	Davis, Derius	WR	5-8	165	9/11/00	3	TCU	St. Francisville, La.	D4-'23
74	Deculus, Austin	T	6-5	321	3/12/99	3	Louisiana State	Mamou, La.	T (Hou)-'25
11	Dicker, Cameron	K	6-1	216	5/6/00	4	Texas	Austin, Texas	FA-'22
89	Dissly, Will	TE	6-4	265	7/8/96	8	Washington	Bozeman, Mont.	FA-'24
48	Dupree, Bud	OLB	6-4	269	2/12/93	11	Kentucky	Macon, Ga.	FA-'24
43	Dye, Troy	LB	6-3	225	9/18/96	6	Oregon	Norco, Calif.	UFA (Min)-'24
92	Eboigbe, Justin	DL	6-5	292	4/9/01	2	Alabama	Forest Park, Ga.	D4-'24
42	Fisk, Tucker	TE	6-4	285	1/19/99	3	Stanford	Davis, Calif.	FA-'24
86	Gadsden, Oronde	TE	6-5	236	6/25/03	R	Syracuse	Plantation, Fla.	D5b-'25
32	Gilman, Alohi	S	5-10	201	9/17/97	6	Notre Dame	Laie, Hawaii	D6-'20
8	Hampton, Omarion	RB	6-0	220	3/16/03	R	North Carolina	Clayton, N.C.	D1-'25
91	Hand, Da'Shawn	DL	6-3	302	11/14/95	8	Michigan State	Woodbridge, Va.	UFA (Mia)-'25
9	Harris, Tre'	WR	6-3	210	2/28/02	R	Mississippi	Broussard, La.	D2-'25
20	Hart, Cam	CB	6-2	207	12/5/00	2	Notre Dame	Baltimore, Md.	D5b-'24
28	Haskins, Hassan	RB	6-2	228	11/26/99	4	Michigan	St. Louis, Mo.	W (Ten)-'24
0	Henley, Daiyan	LB	6-0	225	11/18/99	3	Washington State	Los Angeles, Calif.	D3-'23
10	Herbert, Justin	QB	6-6	236	3/10/98	6	Oregon	Eugene, Ore.	D1a-'20
26	Jackson, Dante	CB	5-10	180	11/8/95	8	Louisiana State	Metairie, La.	UFA (Pit)-'25
78	James, Andre	C	6-4	300	5/2/97	7	UCLA	Herriman, Utah	FA-'25
3	James Jr., Derwin	S	6-2	215	8/3/96	8	Florida State	Haines City, Fla.	D1-'18
23	Jefferson, Tony	S	5-11	212	1/27/92	11	Oklahoma	Chula Vista, Calif.	FA-'24
77	Johnson, Zion	G	6-3	316	11/18/99	4	Boston College	Bowie, Md.	D1-'22
1	Johnston, Quentin	WR	6-2	208	9/6/01	3	TCU	Temple, Texas	D1-'23
96	Jones, Naquan	DL	6-3	313	2/5/98	5	Michigan State	Evanston, Ill.	UFA (Ari)-'25
54	Kennard, Kyle	OLB	6-5	254	12/12/01	R	South Carolina	Atlanta, Ga.	D4-'25
84	Lambert-Smith, KeAndre	WR	6-1	182	10/16/01	R	Auburn	Norfolk, Va.	D5a-'25
5	Lance, Trey	QB	6-4	226	5/9/00	5	North Dakota State	Marshall, Minn.	UFA (Dal)-'25
41	Lovato, Rick	LS	6-2	249	9/9/92	9	Old Dominion	Middletown, N.J.	FA-'25
44	Matlock, Scott	FB/DL	6-4	296	6/28/00	3	Boise State	Homedale, Idaho	D6-'23
15	McConkey, Ladd	WR	6-0	185	11/11/01	2	Georgia	Chatsworth, Ga.	D2-'24
27	Mickens, RJ	S	6-0	210	7/10/01	R	Clemson	Southlake, Texas	D6b-'25
2	Molden, Elijah	DB	5-10	192	1/30/99	5	Washington	West Linn, Ore.	T (Ten)-'24
50	Murphy, Caleb	OLB	6-3	254	12/15/99	2	Ferris State	Dowagiac, Mich.	FA-'24
93	Ogbonnia, Otito	DL	6-4	320	8/25/00	4	UCLA	Houston, Texas	D5-'22
53	Phillips, Del'Shawn	LB	6-2	230	10/9/96	6	Illinois	Highland Park, Ill.	UFA (Hou)-'25
79	Pipkins III, Trey	G/T	6-6	307	9/5/96	7	Sioux Falls	Apple Valley, Minn.	D3-'19
46	Reed, Nikko	CB	5-10	180	3/3/03	R	Oregon	Oakland, Calif.	FA-'25
68	Salyer, Jamaree	OL	6-4	325	7/13/00	4	Georgia	Atlanta, Ga.	D6a-'22
16	Scott, JK	P	6-5	208	10/30/95	7	Alabama	Denver, Colo.	FA-'22
29	Still, Tarheeb	CB	6-1	196	6/9/02	2	Maryland	Sicklerville, N.J.	D5a-'24
24	St-Juste, Benjamin	CB	6-3	200	9/8/97	4	Minnesota	Montreal, Quebec, Canada	UFA (Was)-'25
90	Tart, Teair	DL	6-2	315	2/28/97	6	Florida International	Philadelphia, Pa.	FA-'24
36	Taylor, Ja'Sir	DB	5-10	185	1/8/99	4	Wake Forest	Asbury Park, N.J.	D6b-'22
45	Tuipulotu, Tuli	OLB	6-3	266	9/3/02	3	Southern California	Hawthorne, Calif.	D2-'23
58	Wax, Marlowe	LB	6-1	236	12/13/02	R	Syracuse	Baltimore, Md.	FA-'25
40	Williamson, Kendall	S	6-0	203	8/24/00	1	Stanford	Snellville, Ga.	FA-'24

PRACTICE SQUAD

No.	Name	Pos.	Ht.	Wt.	DOB	Exp.	College	Hometown	How Acq.
65	Dunn, Michael	OL	6-5	315	8/28/94	6	Maryland	Bethesda, Md.	FA-'25
94	Edwards, TeRah	DL	6-2	305	6/3/01	R	Illinois	Columbus, Ohio	FA-'25
57	Ferrell, Clelin	OLB	6-4	265	5/17/97	7	Clemson	Richmond, Va.	FA-'25
87	Grimm, Luke	WR	6-0	190	8/8/01	R	Kansas	Raymore, Mo.	FA-'25
82	Jackson, JaQuae	WR	6-1	184	1/30/00	2	Rutgers	Pittsburgh, Pa.	FA-'25
34	Johnson, Amar	RB	5-10	205	1/31/03	R	South Dakota State	O'Fallon, Mo.	FA-'25
38	Johnson, Emany	LB	6-2	218	11/17/00	1	Nevada	Richmond, Calif.	FA-'24
63	Kaltenberger, Josh	C	6-6	308	8/10/01	R	Maryland	Pittsburgh, Pa.	FA-'25
56	Mauga, Kana'i	LB	6-2	245	1/8/00	3	Southern California	Waianae, Hawaii	FA-'25
97	Randolph, Garmon	OLB	6-8	260	10/5/00	R	Baylor	Jefferson, Ga.	FA-'25
67	Sarell, Foster	T	6-6	322	8/28/98	4	Stanford	Tacoma, Wash.	FA-'21
72	Sharpe, David	T	6-6	343	10/21/95	6	Florida	Jacksonville, Fla.	FA-'25
71	Taylor, Branson	G	6-6	330	2/13/02	R	Pittsburgh	Lorain, Ohio	D6a-'25
7	Uiagalelei, DJ	QB	6-4	252	4/17/01	R	Florida State	Inland Empire, Calif.	FA-'25
30	Vidal, Kimani	RB	5-8	215	8/28/01	2	Troy	Marietta, Ga.	D6-'24
37	Waxter, Isas	CB	6-1	205	9/17/01	R	Villanova	Newark, N.J.	FA-'25
49	Yassmin, Thomas	TE	6-5	251	11/10/99	1	Utah	Sydney, New South Wales, Australia	FA (IPP)-'25

RESERVE/INJURED

No.	Name	Pos.	Ht.	Wt.	DOB	Exp.	College	Hometown	How Acq.
25	Colson, Junior	LB	6-3	247	12/6/02	2	Michigan	Franklin, Tenn.	D3-'24
69	Fuga, Josh	DL	6-2	313	2/14/01	R	Virginia Tech	Woodbridge, Va.	FA-'25
22	Harris, Najee	RB	6-1	242	3/9/98	5	Alabama	Antioch, Calif.	UFA (Pit)-'25
52	Mack, Khalil	OLB	6-3	269	2/22/91	12	Buffalo	Fort Pierce, Fla.	T (Chi)-'22
37	Oladokun, Jordan	CB	6-0	190	7/29/02	R	Bowling Green State	Tampa, Fla.	FA-'25
6	Perryman, Denzel	LB	5-11	240	12/5/92	11	Miami	Coral Gables, Fla.	UFA (Hou)-'24
39	Rogers, Eric	CB	6-2	189	4/2/02	R	Rutgers	Burlington Township, N.J.	FA-'25
70	Slater, Rashawn	T	6-4	315	3/26/99	5	Northwestern	Sugar Land, Texas	D1-'21

RESERVE/INJURED; DESIGNATED FOR RETURN

No.	Name	Pos.	Ht.	Wt.	DOB	Exp.	College	Hometown	How Acq.
47	Harris, Josh	LS	6-1	224	4/27/89	14	Auburn	Carrollton, Ga.	UFA (Atl)-'22
33	Leonard, Deane	DB	6-0	195	11/20/99	4	Mississippi	Calgary, Alberta, Canada	D7a-'22

RESERVE/PHYSICALLY UNABLE TO PERFORM

No.	Name	Pos.	Ht.	Wt.	DOB	Exp.	College	Hometown	How Acq.
67	Washington, Savion	T	6-9	340	4/12/02	R	Syracuse	Akron, Ohio	FA-'25

HOW THE 2025 CHARGERS WERE BUILT

YEAR	NFL DRAFT	FREE AGENCY	TRADE/WAIVERS
2018	S Derwin James Jr. (1)		
2019	G/T Trey Pipkins III (3)		
2020	S Alohi Gilman (6) QB Justin Herbert (1a)		
2022	G Zion Johnson (1) DL Otito Ogbornia (5) OL Jamaree Salyer (6a) DB Ja'Sir Taylor (6b)	K Cameron Dicker P JK Scott	
2023	WR Derius Davis (4) LB Daiyan Henley (3) WR Quentin Johnston (1) FB/DL Scott Matlock (6) OLB Tuli Tuipulotu (2)		
2024	T Joe Alt (1) DL Justin Eboigbe (4) CB Cam Hart (5b) WR Ladd McConkey (2) CB Tarheeb Still (5a)	C Bradley Bozeman TE Will Dissly OLB Bud Dupree LB Troy Dye (UFA-Min) TE Tucker Fisk S Tony Jefferson OLB Caleb Murphy DL Teair Tart S Kendall Williamson	RB Hassan Haskins (W-Ten) DB Elijah Molden (T-Ten)
2025	DL Jamaree Caldwell (3) TE Oronde Gadsden (5b) RB Omarion Hampton (1) WR Tre' Harris (2) OLB Kyle Kennard (4) WR KeAndre Lambert-Smith (5a) S RJ Mickens (6b)	WR Keenan Allen G Mekhi Becton (UFA-Phi) TE Tyler Conklin (UFA-NYJ) DL Da'Shawn Hand (UFA-Mia) CB Donte Jackson (UFA-Pit) C Andre James DL Naquan Jones (UFA-Ari) QB Trey Lance (UFA-Dal) LS Rick Lovato LB Del'Shawn Phillips (UFA-Hou) CB Nikko Reed (UDFA) CB Benjamin St-Juste (UFA-Was) LB Marlowe Wax (UDFA)	T Austin Deculus (T-Hou)

2025 LOS ANGELES CHARGERS COACHES

Head Coach Jim Harbaugh Special Teams Coordinator Ryan Ficken Defensive Coordinator Jesse Minter Offensive Coordinator Greg Roman Run Game Coordinator/Tight Ends Andy Bischoff Linebackers NaVorro Bowman Passing Game Coordinator Marcus Brady Offensive Quality Control/Tight Ends Jeff Carpenter Defensive Backs Steve Clinkscale Quarterbacks Shane Day Offensive Line Mike Devlin Defensive Line Mike Elston Safeties Adam Fuller Assistant Special Teams Chris Gould Offensive Assistant Josh Hammond Assistant Offensive Line Nick Hardwick	Defensive Assistant Mike Hiestand Wide Receivers Sanjay Lal Running Backs Kiel McDonald Senior Analyst Rick Minter Defensive Quality Control Robert Muschamp Alex G. Spanos Coaching Fellow Chuke Ndulue Alex G. Spanos Coaching Fellow Justin Poindexter Outside Linebackers Dylan Roney Alex G. Spanos Coaching Fellow Maurquice Shakir Alex G. Spanos Coaching Fellow Miles Taylor Executive Director of Player Performance Ben Herbert Head Strength & Conditioning Jonathan Brooks Head Strength & Conditioning Devin Woodhouse Director of Performance Analytics Ben Rabe Performance Analyst Lincoln DeWolf
--	---

2025 LOS ANGELES CHARGERS DEPTH CHART

Depth Chart is unofficial and compiled by Chargers Communications

OFFENSE

WR	15	Ladd McConkey	13	Keenan Allen	9	<u>Tre' Harris</u>	
LT	76	Joe Alt	74	Austin Deculus			
LG	77	Zion Johnson	68	Jamaree Salyer			
C	75	Bradley Bozeman	78	Andre James			
RG	73	Mekhi Becton Sr.	68	Jamaree Salyer			
RT	79	Trey Pipkins III	74	Austin Deculus			
TE	89	Will Dissly	—OR—	83	Tyler Conklin	42	Tucker Fisk
						86	<u>Oronde Gadsden</u>
WR	1	Quentin Johnston	12	Derius Davis	84	<u>KeAndre Lambert-Smith</u>	
QB	10	Justin Herbert	5	Trey Lance			
FB	44	Scott Matlock					
RB	8	<u>Omarion Hampton</u>	28	Hassan Haskins			

DEFENSE

EDGE	45	Tuli Tuipulotu	50	Caleb Murphy			
DL	91	Da'Shawn Hand	92	Justin Eboigbe			
DL	99	<u>Jamaree Caldwell</u>	93	Otito Ogbonnia	44	Scott Matlock	
DL	90	Teair Tart	96	Naquan Jones			
EDGE	48	Bud Dupree	54	<u>Kyle Kennard</u>			
LB	0	Daiyan Henley	53	Del'Shawn Phillips			
LB	43	Troy Dye	58	<u>Marlowe Wax</u>			
CB	29	Tarheeb Still	24	Benjamin St-Juste	36	Ja'Sir Taylor	
S	3	Derwin James Jr.	23	Tony Jefferson	40	Kendall Williamson	
S	32	Alohi Gilman	—OR—	2	Elijah Molden	27	<u>RJ Mickens</u>
CB	26	Donte Jackson	—OR—	20	Cam Hart	46	<u>Nikko Reed</u>

SPECIALISTS

K	11	Cameron Dicker				
P	16	JK Scott				
KO	11	Cameron Dicker				
H	16	JK Scott				
LS	41	Rick Lovato				
KR	12	Derius Davis	28	Hassan Haskins	84	<u>KeAndre Lambert-Smith</u>
PR	12	Derius Davis	15	Ladd McConkey	84	<u>KeAndre Lambert-Smith</u>

NOTE: Rookies are underlined

2025 LOS ANGELES CHARGERS PRONUNCIATION GUIDE

Austin **DECULUS** DECK-you-lus
 Justin **EBOIGBE** ee-BOYG-bee
TERAH Edwards TEE-rah
 Josh **FUGA** FOO-guh
ORONDE Gadsden uh-RON-day
ALOHI Gilman uh-LOW-hee
OMARION Hampton oh-MARR-ee-on
NAJEE Harris NAH-jee
DAIYAN Henley DAY-on

JAGUAE Jackson JUH-quay
EMANY Johnson EE-mahn-ee
ZION Johnson ZEYE-uhn
KANA'I MAUGA kuh-NYE-ee MAW-guh
OTITO OGBONNIA oh-TEET-oh oh-BONE-yuh
 Jordan **OLADOKUN** OH-la-doe-kin
 Jamaree **SALYER** SAL-yur
 Foster **SARELL** SUH-rell
RASHAWN Slater ruh-SHAWN

Benjamin **ST-JUSTE** saint-JUICE
TEAIR Tart TEE-air
JA'SIR Taylor JAH-sear
TULI TUIPULOTU
 TOO-lee TOO-ee-poo-LOW-too
 DJ **UIAGALELEI** oo-ee-AHN-guh-luh-lay
 Kimani **VIDAL** VIE-dell
 Thomas **YASSMIN** YAZ-min

2025 TRANSACTIONS BY DATE

Jan. 13	Signed G Karsen Barnhart, TE McCallan Castles, WR Dez Fitzpatrick, DL Christopher Hinton, LB Jeremiah Jean-Baptiste, WR Jaylen Johnson, OLB Tre'Mon Morris-Brash, OLB Caleb Murphy, RB Jaret Patterson and S Kendall Williamson to Reserve/Future contracts.	July 18	Signed WR Tre' Harris. Declared Non-Football Injury for RB Najee Harris.	Aug. 27	Placed S Jaylen Jones on Reserve/Injured. Signed G Karsen Barnhart, DL TeRah Edwards, CB Harrison Hand, RB Nyheim Hines, WR JaQuae Jackson, S Tony Jefferson, LB Emany Johnson, C Josh Kaltenberger, LS Rick Lovato, CB Myles Purchase, OLB Garmon Randolph, WR Jalen Reagor, T David Sharpe, G Branson Taylor, QB DJ Uiagalelei, RB Kimani Vidal, TE Thomas Yassmin to practice squad.
Jan. 14	Signed LB Emany Johnson to Reserve/Future contract.	July 20	WR Jaylen Johnson and DB Elijah Molden passed physical.	Aug. 28	Placed CB Eric Rogers on Reserve/Injured. Signed LB Del'Shawn Phillips. Signed T Foster Sarell to practice squad. Released T David Sharpe from practice squad.
Feb. 20	Signed DB Elijah Molden to contract extension.	July 22	Signed RB Nyheim Hines. Waived/Failed Physical T Savion Washington.	Aug. 29	Signed T David Sharpe to practice squad. Released CB Harrison Hand from practice squad.
March 5	Extended exclusive rights tender to TE Tucker Fisk.	July 23	Placed T Savion Washington on Reserve/Physically Unable to Perform.	Aug. 30	Signed WR Luke Grimm and RB Amar Johnson to practice squad. Placed WR Jalen Reagor on Practice Squad; Injured. Released G Karsen Barnhart from practice squad. Reached injury settlement with S Jaylen Jones.
March 6	Released OLB Joey Bosa.	July 26	Signed WR JaQuae Jackson. Waived OL Elijah Ellis.	Sept. 5	Activated LS Rick Lovato (standard elevation) and T Foster Sarell (standard elevation) from practice squad.
March 10	Released RB Gus Edwards.	July 27	Signed T Rashawn Slater to contract extension.	Sept. 6	Reverted LS Rick Lovato and T Foster Sarell to practice squad.
March 13	Re-signed LB Troy Dye, OLB Khalil Mack and LB Denzel Perryman.	Aug. 4	Signed DL Nesta Jade Silvera. Waived/Injured DL Josh Fuga.	Sept. 9	Signed LB Kana'i Mauga to practice squad. Released RB Nyheim Hines from practice squad.
March 14	Signed RB Najee Harris and WR Mike Williams.	Aug. 5	Placed DL Josh Fuga on Reserve/Injured.	Sept. 10	Reached injury settlement with WR Jalen Reagor.
March 15	Signed G Mekhi Becton, DL Da'Shawn Hand and CB Donte Jackson.	Aug. 6	Signed WR Keenan Allen. Waived TE McCallan Castles.	Sept. 15	Placed LB Denzel Perryman on Reserve/Injured. Signed LS Rick Lovato to active roster. Activated S Tony Jefferson (standard elevation) and LB Kana'i Mauga (standard elevation) from practice squad.
March 17	Re-signed WR Jalen Reagor. Signed CB Benjamin St-Juste.	Aug. 7	Signed TE Thomas Yassmin. Waived/Injured TE Jordan Petaia.	Sept. 16	Reverted S Tony Jefferson and LB Kana'i Mauga to practice squad.
March 18	Re-signed C Bradley Bozeman and DL Teair Tart. Signed DL Naquan Jones and LB Del'Shawn Phillips.	Aug. 8	Placed TE Jordan Petaia on Reserve/Injured.	Sept. 17	Placed OLB Khalil Mack on Reserve/Injured.
March 19	Re-signed QB Taylor Heinicke and P JK Scott. Signed C Andre James.	Aug. 9	Signed T David Sharpe. Placed T Rashawn Slater on Reserve/Injured.	Sept. 18	Signed S Tony Jefferson to active roster. Signed OLB Clelin Ferrel and OLB Rashad Weaver to practice squad.
March 24	Signed TE Tyler Conklin.	Aug. 14	Signed CB Harrison Hand and CB Nehemiah Shelton. Waived/Injured WR Dez Fitzpatrick and CB Jordan Oladokun.	Sept. 20	Activated LB Emany Johnson (standard elevation) from practice squad.
April 2	Re-signed S Tony Jefferson.	Aug. 15	Placed WR Dez Fitzpatrick and CB Jordan Oladokun on Reserve/Injured. Placed WR Mike Williams on Reserve/Left Squad. Reached injury settlement with TE Jordan Petaia.	Sept. 22	Reverted LB Emany Johnson to practice squad.
April 3	Signed TE Jordan Petaia.	Aug. 18	LB Del'Shawn Phillips passed physical	Sept. 24	Placed RB Najee Harris on Reserve/Injured.
April 8	Signed QB Trey Lance.	Aug. 21	Reached injury settlement with WR Dez Fitzpatrick.	Sept. 27	Activated T Foster Sarell (standard elevation) and RB Kimani Vidal (standard elevation) from practice squad.
April 22	Re-signed TE Tucker Fisk.	Aug. 26	Traded 2027 conditional seventh-round selection to Houston for T Austin Deculus. Reverted RB Najee Harris to active roster. Placed LS Josh Harris and DB Deane Leonard on Reserve/Injured; Designated for Return. Placed LB Junior Colson on Reserve/Injured. Released CB Harrison Hand, QB Taylor Heinicke, RB Nyheim Hines, S Tony Jefferson, LB Del'Shawn Phillips, WR Jalen Reagor and T David Sharpe. Waived G Karsen Barnhart, DB Trikweze Bridges, WR Dalevon Campbell, DL TeRah Edwards, WR Luke Grimm, OLB Kylan Guidry, DL Christopher Hinton, WR JaQuae Jackson, LB Emany Johnson, G Nash Jones, C Josh Kaltenberger, TE Stevo Klotz, LB Kana'i Mauga, OLB Tre'Mon Morris-Brash, T Ryan Nelson, CB Myles Purchase, OLB Garmon Randolph, WR Brenden Rice, RB Raheim Sanders, CB Nehemiah Shelton, DL Nesta Jade Silvera, T Corey Stewart, G Branson Taylor, QB DJ Uiagalelei, RB Kimani Vidal and TE Thomas Yassmin. Waived/Injured S Jaylen Jones. Waived/Injured and reached injury settlement with WR Jaylen Johnson and RB Jaret Patterson.	Sept. 29	Reverted T Foster Sarell and RB Kimani Vidal to practice squad.
May 9	Signed DB Trikweze Bridges, DL Jamaree Caldwell, DL TeRah Edwards, DL Josh Fuga, TE Oronde Gadsden, WR Luke Grimm, OLB Kylan Guidry, S Jaylen Jones, G Nash Jones, C Josh Kaltenberger, OLB Kyle Kennard, TE Stevo Klotz, WR KeAndre Lambert-Smith, S RJ Mickens, CB Jordan Oladokun, CB Myles Purchase, OLB Garmon Randolph, CB Nikko Reed, CB Eric Rogers, RB Raheim Sanders, T Corey Stewart, G Branson Taylor, QB DJ Uiagalelei, T Savion Washington and LB Marlowe Wax. Waived OLB Chris Collins.			Sept. 30	Signed OL Michael Dunn and CB Isas Waxter to practice squad. Released CB Myles Purchase and OLB Rashad Weaver from practice squad.
May 12	Signed WR Dalevon Campbell. Waived C/G Bucky Williams.				
May 13	Signed LB Kana'i Mauga. Waived LB Jeremiah Jean-Baptiste.				
May 19	Signed RB Omarion Hampton.				
June 4	Signed OLB Bud Dupree to contract extension.				
June 17	Signed OL Elijah Ellis. Waived T Tyler McLellan.				
July 14	Declared WR Jaylen Johnson, DB Elijah Molden, LB Del'Shawn Phillips, T Savion Washington and WR Mike Williams Physically Unable to Perform.				
July 17	Signed T Ryan Nelson. WR Mike Williams given exempt status.				

2025 TRANSACTIONS BY PLAYER

Allen, Keenan — WR

Aug. 6 Signed

Barnhart, Karsen — G

Jan. 13 Signed to Reserve/Future contract

Aug. 26 Waived

Aug. 27 Signed to practice squad

Aug. 30 Released from practice squad

Becton, Mekhi — G

March 15 Signed

Bosa, Joey — OLB

March 6 Released

Bozeman, Bradley — C

March 18 Re-signed

Bridges, Trikweze — DB

May 9 Signed

Aug. 26 Waived

Caldwell, Jamaree — DL

May 9 Signed

Campbell, Dalevon — WR

May 12 Signed

Aug. 26 Waived

Castles, McCallan — TE

Jan. 13 Signed to Reserve/Future contract

Aug. 6 Waived

Collins, Chris — OLB

May 9 Waived

Colson, Junior — LB

Aug. 26 Placed on Reserve/Injured

Conklin, Tyler — TE

March 24 Signed

Deculus, Austin — T

Au. 26 Traded for from Houston

Dunn, Michael — OL

Sept. 30 Signed to practice squad

Dupree, Bud — OLB

June 4 Signed contract extension

Dye, Troy — LB

March 13 Signed

Edwards, Gus — RB

March 10 Released

Edwards, TeRah — DL

May 9 Signed

Aug. 26 Waived

Aug. 27 Signed to practice squad

Ellis, Elijah — OL

May 9 Signed

July 26 Waived

Ferrel, Clelin — OLB

Sept. 18 Signed to practice squad

Fisk, Tucker — TE

March 5 Extended exclusive rights tender

April 22 Re-signed

Fitzpatrick, Dez — WR

Jan. 13 Signed to Reserve/Future contract

Aug. 14 Waived/Injured

Aug. 15 Placed on Reserve/Injured

Aug. 21 Reached injury settlement

Fuga, Josh — DL

May 9 Signed

Aug. 4 Waived/Injured

Aug. 5 Placed on Reserve/Injured

Gadsden, Oronde — TE

May 9 Signed

Grimm, Luke — WR

May 9 Signed

Aug. 26 Waived

Aug. 30 Signed to practice squad

Guidry, Kylan — OLB

May 9 Signed

Aug. 26 Waived

Hampton, Omarion — RB

May 19 Signed

Hand, Da'Shawn — DL

March 15 Signed

Harrison, Hand — CB

Aug. 14 Signed

Aug. 26 Released

Aug. 27 Signed to practice squad

Aug. 29 Released from practice squad

Harris, Josh — LS

Aug. 26 Placed on Reserve/Injured; Designated for Return

Harris, Najee — RB

March 14 Signed

July 18 Declared Non-Football Injury

Aug. 27 Reverted to active roster

Sept. 24 Placed on Reserve/Injured

Harris, Tre' — WR

July 18 Signed

Heinicke, Taylor — QB

March 19 Re-signed

Aug. 26 Released

Hines, Nyheim — RB

July 22 Signed

Aug. 26 Released

Aug. 27 Signed to practice squad

Sept. 9 Released from practice squad

Hinton, Christopher — DL

Jan. 13 Signed to Reserve/Future contract

Aug. 26 Waived

Jackson, Donte — CB

March 15 Signed

Jackson, JaQuae — WR

July 26 Signed

Aug. 26 Waived

Aug. 27 Signed to practice squad

James, Andre — C

March 19 Signed

Jean-Baptiste, Jeremiah — LB

Jan. 13 Signed to Reserve/Future contract

May 13 Waived

Jefferson, Tony — S

April 2 Signed

Aug. 26 Released

Aug. 27 Signed to practice squad

Sept. 15 Activated from practice squad (standard elevation)

Sept. 16 Reverted to practice squad

Sept. 18 Signed to active roster

Johnson, Amar — RB

Aug. 30 Signed to practice squad

Johnson, Emamy — LB

Jan. 13 Signed to Reserve/Future contract

Aug. 26 Waived

Aug. 27 Signed to practice squad

Sept. 20 Activated from practice squad (standard elevation)

Sept. 22 Reverted to practice squad

Johnson, Jaylen — WR

Jan. 13 Signed to Reserve/Future contract

July 14 Declared Physically Unable to Perform

July 20 Passed physical

Aug. 26 Waived/Injured and reached injury settlement

Jones, Jaylen — S

May 9 Signed

Aug. 26 Waived/Injured

Aug. 27 Placed on Reserve/Injured

Aug. 30 Reached injury settlement

Jones, Naquan — DL

March 18 Signed

Jones, Nash — G

May 9 Signed

Aug. 26 Waived

Kaltenberger, Josh — C

May 9 Signed

Aug. 26 Waived

Aug. 27 Signed to practice squad

Kennard, Kyle — OLB

May 9 Signed

Klotz, Stevo — TE

May 9 Signed

Aug. 26 Waived

Lambert-Smith, KeAndre — WR

May 9 Signed

Lance, Trey — QB

April 8 Signed

Leonard, Deane — DB

Aug. 26 Placed on Reserve/Injured; Designated for Return

Lovato, Rick — LS

Aug. 27 Signed to practice squad

Sept. 5 Activated from practice squad (standard elevation)

Sept. 6 Reverted to practice squad

Sept. 15 Signed to active roster

Mack, Khalil — OLB

March 13 Re-signed

Sept. 17 Placed on Reserve/Injured

Mauga, Kana'i — LB

May 13 Signed

Aug. 26 Waived

Sept. 9 Signed to practice squad

Sept. 15 Activated from practice squad (standard elevation)

Sept. 16 Reverted to practice squad

McLellan, Tyler — T

June 17 Waived

Mickens, RJ — S

May 9 Signed

Molden, Elijah — DB

Feb. 20 Signed contract extension

July 14 Declared Physically Unable to Perform

July 20 Passed physical

Morris-Brash, Tre'Mon — OLB

Jan. 13 Signed to Reserve/Future contract

Aug. 26 Waived

Murphy, Caleb — OLB

Jan. 13 Signed to Reserve/Future contract

Nelson, Ryan — T

July 17 Signed

Aug. 26 Waived

Oladokun, Jordan — CB

May 9 Signed

Aug. 14 Waived/Injured

Aug. 15 Placed on Reserve/Injured

Patterson, Jaret — RB

Jan. 13 Signed to Reserve/Future contract

Aug. 26 Waived/Injured and reached injury settlement

Perryman, Denzel — LB

March 13 Re-signed

Sept. 15 Placed on Reserve/Injured

Petaia, Jordan — TE

April 3 Signed

Aug. 7 Waived/Injured

Aug. 8 Placed on Reserve/Injured

Aug. 15 Reached injury settlement

Phillips, Del'Shawn — LB

March 18 Signed

July 14 Declared Physically Unable to Perform

Aug. 18 Passed physical

Aug. 26 Released

Aug. 28 Signed

2025 TRANSACTIONS BY PLAYER

Purchase, Myles — CB

May 9 Signed
 Aug. 26 Waived
 Aug. 27 Signed to practice squad
 Sept. 30 Released from practice squad

Randolph, Garmon — OLB

May 9 Signed
 Aug. 26 Waived
 Aug. 27 Signed to practice squad

Reagor, Jalen — WR

March 17 Re-signed
 Aug. 26 Released
 Aug. 27 Signed to practice squad
 Aug. 30 Placed on Practice Squad; Injured
 Sept. 10 Reached injury settlement

Reed, Nikko — CB

May 9 Signed

Rice, Brenden — WR

Aug. 26 Waived

Rogers, Eric — CB

May 9 Signed
 Aug. 28 Placed on Reserve/Injured

Sanders, Raheim — CB

May 9 Signed
 Aug. 26 Waived

Sarell, Foster — T

Aug. 28 Signed to practice squad
 Sept. 5 Activated from practice squad (standard elevation)
 Sept. 6 Reverted to practice squad
 Sept. 27 Activated from practice squad (standard elevation)
 Sept. 29 Reverted to practice squad

Scott, JK — P

March 19 Signed

Sharpe, David — T

Aug. 9 Signed
 Aug. 26 Released
 Aug. 27 Signed to practice squad
 Aug. 28 Released from practice squad
 Aug. 29 Signed to practice squad

Shelton, Nehemiah — CB

Aug. 14 Signed
 Aug. 26 Waived

Silvera, Nesta Jade — DL

Aug. 4 Signed
 Aug. 26 Waived

Slater, Rashawn — T

July 27 Signed contract extension
 Aug. 9 Placed on Reserve/Injured

Stewart, Corey — T

May 9 Signed
 Aug. 26 Waived

St-Juste, Benjamin — CB

March 17 Signed

Tart, Teair — DL

March 18 Re-signed

Taylor, Branson — G

May 9 Signed
 Aug. 26 Waived
 Aug. 27 Signed to practice squad

Uiagalelei, DJ — QB

May 9 Signed
 Aug. 26 Waived
 Aug. 27 Signed to practice squad

Vidal, Kimani — RB

Aug. 26 Waived
 Aug. 27 Signed to practice squad
 Sept. 27 Activated from practice squad (standard elevation)
 Sept. 29 Reverted to practice squad

Washington, Savion — T

May 9 Signed
 July 14 Declared Physically Unable to Perform
 July 22 Waived/Failed Physical
 July 23 Placed on Reserve/Physically Unable to Perform

Wax, Marlowe — LB

May 9 Signed

Waxter, Isas — CB

Sept. 30 Signed to practice squad

Weaver, Rashad — OLB

Sept. 18 Signed to practice squad
 Sept. 30 Released from practice squad

Williams, Bucky — C/G

May 12 Waived

Williams, Mike — WR

March 14 Signed
 July 14 Declared Physically Unable to Perform
 July 17 Placed on Exempt/Left Squad
 Aug. 15 Placed on Reserve/Left Squad

Williamson, Kendall — S

Jan. 13 Signed to Reserve/Future contract

Yassmin, Thomas — TE


Aug. 7 Signed
 Aug. 26 Waived
 Aug. 27 Signed to practice squad

MEDIA INFORMATION



SoFi Stadium

SEATING MAP



CHARGERS.COM

GAME-DAY MEDIA PARKING: Media attending Chargers home games have been assigned reserved areas to park at SoFi Stadium. All parking will be distributed electronically. As a reminder, parking is limited and is being provided as a courtesy.

MEDIA ENTRANCE: All credentialed media must enter through southeast media gate between entries 10 & 11 near Media Will Call and are subject to search procedures. Please be prepared to open all cases and bags for inspection by SoFi Stadium security personnel. All items will be inspected and tagged for security purposes. Please make sure bags are identifiable and limit carry-in items to only what is necessary. Please remove any security tags from prior games.

PRESS WILL CALL
Press Will Call is located at the southeast media gate between entries 10 & 11.

PRESS BOX
Media can access the press box by entering SoFi Stadium through the southeast media gate. Once on the concourse, turn left and walk along the concourse around the South end zone until reaching elevators in the southwest corner of the stadium. Take the elevators up to level 7 to access the press box.

CHARGERS MEDIA SITE
[Chargers.com/media](https://chargers.com/media) is available to assist media with coverage leading up to each game of the 2024 season. The media site contains digital copies of all press materials. Credential requests on the site must be submitted by the sports director, sports editor or photo editor to be considered.

CHARGERS GAME RELEASE
Stats and notes in Los Angeles Chargers Game Releases are found utilizing a variety of sources, including STATS LLC, Sportradar, Stathead and the Elias Sports Bureau.

LOS ANGELES CHARGERS COMMUNICATIONS CONTACTS

NAME	TITLE	EMAIL
Josh Rupprecht	Senior Vice President, Communications & Brand Messaging	Josh.Rupprecht@Chargers.NFL.com
Jennifer Rojas	Vice President, Marketing Communications & Alumni Affairs	Jennifer.Rojas@Chargers.NFL.com
Brock Anderson	Director, Football Communications	Brock.Anderson@Chargers.NFL.com
Lauren Georgeson	Senior Manager, Corporate Marketing & Communications	Lauren.Georgeson@Chargers.NFL.com
Leonie Strehl	Senior Coordinator, Marketing Communications & Alumni Affairs	Leonie.Strehl@Chargers.NFL.com
Ricky Martinez	Coordinator, Football Communications	Ricky.Martinez@Chargers.NFL.com
Sophia Cooper	Seasonal Assistant, Communications	Sophia.Cooper@Chargers.NFL.com
Timothy Longoria	Seasonal Assistant, Communications	Timothy.Longoria@Chargers.NFL.com

***SUPPLEMENTAL
STATS***

ALL-TIME SERIES HISTORY

Franchise	REGULAR SEASON						POSTSEASON					PRESEASON		
	W	L	T	Pct.	PF	PA	W	L	Pct.	PF	PA	W	L	T
Arizona Cardinals ¹	11	5	0	.688	407	318	0	0	—			14	11	0
Atlanta Falcons	5	8	0	.385	187	260	0	0	—			4	2	0
Baltimore Ravens	5	10	0	.333	275	337	1	0	1.000	23	17	0	0	0
Buffalo Bills	24	12	2	.667	938	660	1	2	.333	27	57	0	1	0
Carolina Panthers	2	6	0	.250	135	171	0	0	—			0	0	0
Chicago Bears	7	7	0	.500	279	233	0	0	—			4	3	0
Cincinnati Bengals	23	14	0	.622	905	805	1	1	.500	34	37	0	0	0
Cleveland Browns ²	20	9	1	.683	727	582	0	0	—			1	0	1
Dallas Cowboys	5	8	0	.385	295	296	0	0	—			9	9	0
Denver Broncos	58	72	1	.446	2,812	2,784	0	1	.000	17	24	5	2	0
Detroit Lions	7	6	0	.538	292	304	0	0	—			1	1	0
Green Bay Packers	2	11	0	.154	232	376	0	0	—			2	1	1
Houston Texans	6	3	0	.667	247	192	0	1	.000	12	32	1	0	0
Indianapolis Colts ³	18	10	0	.643	666	476	2	1	.667	71	76	2	2	0
Jacksonville Jaguars	9	4	0	.692	385	255	0	0	—			0	0	0
Kansas City Chiefs ⁴	58	71	1	.450	2,624	2,880	1	0	1.000	17	0	5	2	0
Las Vegas Raiders ⁵	61	68	2	.473	2,877	2,885	0	1	.000	27	34	7	7	0
Los Angeles Rams ⁶	6	7	0	.462	344	335	0	0	—			21	20	0
Miami Dolphins	15	18	0	.455	753	738	2	2	.500	76	124	3	1	0
Minnesota Vikings	7	8	0	.467	358	369	0	0	—			3	11	1
New England Patriots ⁷	16	24	2	.400	817	983	1	3	.250	112	96	5	2	0
New Orleans Saints	8	6	0	.571	367	272	0	0	—			5	7	0
New York Giants	8	6	0	.571	374	323	0	0	—			5	3	0
New York Jets ⁸	24	12	1	.667	1,057	739	0	2	.000	31	37	4	2	1
Philadelphia Eagles	8	5	0	.615	262	266	0	0	—			3	1	0
Pittsburgh Steelers	9	24	0	.273	626	854	2	1	.667	72	76	1	2	0
San Francisco 49ers	8	7	0	.533	339	396	0	1	.000	26	49	23	28	0
Seattle Seahawks	25	27	0	.481	1,090	1,103	0	0	—			5	14	0
Tampa Bay Buccaneers	8	5	0	.615	348	290	0	0	—			0	0	0
Tennessee Titans ⁹	29	16	1	.644	1,176	1,002	1	3	.250	50	57	7	3	0
Washington Commanders ¹⁰	5	7	0	.417	259	284	0	0	—			1	0	0
ALL-TIME TOTALS	497	496	11	.501	22,453	21,767	12	20	.375	625	747	141	135	4

Note: Prior to 1972, tie games were not included in winning percentage.

1—Known as St. Louis Cardinals (1960-87) and Phoenix Cardinals (1988-93)

2—Did not play from 1996-98 after relocation to Baltimore, but rejoined as an expansion franchise in 1999

3—Known as Baltimore Colts (1960-83)

4—Known as Dallas Texans (1960-62)

5—Known as Los Angeles Rams (1960-94 and 2016-present) and St. Louis Rams (1995-2015)

6—Known as Boston Patriots (1960-70)

7—Known as Titans of New York (1960-62)

8—Known as Oakland Raiders (1960-81 and 1995-2019) and Los Angeles Raiders (1982-94)

9—Known as Houston Oilers (1960-96) and Tennessee Oilers (1997-98)

10—Known as Washington Redskins (1960-2019) and Washington Football Team (2020-21)

THE LAST TIME . . .

Regular season in regular font | Postseason in italics

RUSHING

200 Yards Rushing, Individual

CHARGERS — LaDainian Tomlinson, Dec. 28, 2003 vs. Oakland (243 yards)
 OPPONENT — Adrian Peterson, Nov. 4, 2007 at Minnesota (296 yards)
 CHARGERS — *Keith Lincoln, AFL Championship,*
Jan. 5, 1964 vs. Boston (206 yards)
 OPPONENT — *Never*

100 Yards Rushing, Individual

CHARGERS — **Omarion Hampton, Sept. 28, 2025 at New York Giants (128 yards)**
 OPPONENT — Bucky Irving, Dec. 15, 2024 vs. Tampa Bay (117 yards)
 CHARGERS — Darren Sproles, AFC Wild Card,
 Jan. 3, 2009 vs. Indianapolis (105 yards)
 OPPONENT — Joe Mixon, AFC Wild Card,
 Jan. 11, 2025 at Houston (106 yards)

100 Yards Rushing, One Half, Individual

CHARGERS — **Omarion Hampton, Sept. 28, 2025 at New York Giants (114 yards in second half)**
 OPPONENT — Daivid Montgomery, Nov 12, 2023 vs. Detroit (102 yards in first half)
 CHARGERS — *Keith Lincoln, AFL Championship,*
Jan. 5, 1964 vs. Boston (176 yards in first half)
 OPPONENT — *Sony Michel, AFC Divisional,*
Jan. 13, 2019 at New England (105 yards in first half)

Two 100-Yard Rushers

CHARGERS — Darren Sproles (122 yards) and LaDainian Tomlinson (116 yards)
 Dec. 16, 2007, vs. Detroit
 OPPONENT — Frank Gore (158 yards) and Colin Kaepernick (151 yards),
 Dec. 20, 2014 at San Francisco
 CHARGERS — *Never*
 OPPONENT — *Never*

Four Touchdowns Rushing, Individual

CHARGERS — LaDainian Tomlinson, Oct. 14, 2007 vs. Oak. (3, 27, 13, 41 yards)
 OPPONENT — *Never*
 CHARGERS — *Never*
 OPPONENT — *Never*

Three Touchdowns Rushing, Individual

CHARGERS — Melvin Gordon, Oct. 15, 2018, at Cleveland (4, 10, 11 yards)
 OPPONENT — Darrel Young, Nov. 3, 2013 at Washington (1, 1, 4 yards)
 CHARGERS — *Never*
 OPPONENT — *Sony Michel, AFC Divisional,*
Jan. 13, 2019 at New England (1, 14, 5 yards)

Two Touchdowns Rushing, Individual

CHARGERS — Gus Edwards, Dec. 19, 2024 vs. Denver (1, 5 yards)
 OPPONENT — Josh Allen, Dec. 23, 2023 vs. Buffalo (2, 1 yard)
 CHARGERS — *Darren Sproles, AFC Wild Card,*
Jan. 3, 2009 vs. Indianapolis (9, 22 yards)
 OPPONENT — *Sony Michel, AFC Divisional,*
Jan. 13, 2019 at New England (1, 14, 5 yards)

PASSING

500 Yards Passing, Individual

CHARGERS — Philip Rivers, Oct. 18, 2015 at Green Bay (503 yards)
 OPPONENT — *Never*
 CHARGERS — *Never*
 OPPONENT — *Never*

400 Yards Passing, Individual

CHARGERS — Justin Herbert, Sept. 24, 2023 at Minnesota (405 yards)
 OPPONENT — Patrick Mahomes, Oct. 22, 2023 at Kansas City (424 yards)
 CHARGERS — *Dan Fouts, AFC Divisional,*
Jan. 2, 1982 at Miami (433 yards)
 OPPONENT — *Peyton Manning, AFC Divisional,*
Jan. 13, 2008 at Indianapolis (402 yards)

300 Yards Passing, Individual

CHARGERS — **Justin Herbert, Sept. 21, 2025 vs. Denver (300 yards)**
 OPPONENT — Joe Burrow, Nov. 17, 2024 vs. Cincinnati (356 yards)
 CHARGERS — *Philip Rivers, AFC Divisional,*
Jan. 13, 2019 at New England (331 yards)
 OPPONENT — *Tom Brady, AFC Divisional,*
Jan. 13, 2019 at New England (343 yards)

Six Touchdown Passes, Individual

CHARGERS — Dan Fouts, Nov. 22, 1981 at Oakland (12, 15, 29, 4, 5, 6 yards)
 OPPONENT — *Never*
 CHARGERS — *Never*
 OPPONENT — *Never*

Five Touchdown Passes, Individual

CHARGERS — Drew Brees, Oct. 31, 2004 vs. Oakland (17, 13, 23, 5, 1 yards)
 OPPONENT — Tom Brady, Oct. 4, 2020 at Tampa Bay (3, 6, 28, 19, 9 yards)
 CHARGERS — *Never*
 OPPONENT — *Never*

Four Touchdown Passes, Individual

CHARGERS — Justin Herbert, Nov. 12, 2023 vs. Detroit (29, 18, 1, 38 yards)
 OPPONENT — Baker Mayfield, Dec. 15, 2024 vs. Tampa Bay (26, 57, 35, 11 yards)
 CHARGERS — *Never*
 OPPONENT — *Don Strock, AFC Divisional,*
Jan. 2, 1982 at Miami (1, 40, 15, 50 yards)

Three Touchdown Passes, Individual

CHARGERS — **Justin Herbert, Sept. 5, 2025 vs. Kansas City (5, 11, 23 yards)**
 OPPONENT — Baker Mayfield, Dec. 15, 2024 vs. Tampa Bay (26, 57, 35, 11 yards)
 CHARGERS — *Philip Rivers, AFC Divisional,*
Jan. 13, 2019 at New England (43, 1, 8 yards)
 OPPONENT — *Peyton Manning, AFC Divisional,*
Jan. 13, 2008 at Indianapolis (25, 9, 55 yards)

Six Interceptions Thrown, Individual

CHARGERS — Ed Luther, Oct. 31, 1983 vs. Washington
 OPPONENT — Peyton Manning, Nov. 11, 2007 vs. Indianapolis
 CHARGERS — *Never*
 OPPONENT — *Never*

Five Interceptions Thrown, Individual

CHARGERS — Craig Whelihan, Dec. 13, 1998 at Seattle
 OPPONENT — Nathan Peterman, Nov. 19, 2017 vs. Buffalo
 CHARGERS — *Dan Fouts, AFC Second Round, Jan. 16, 1983 at Miami*
 OPPONENT — *George Blanda, AFL Championship,*
Dec. 24, 1961 vs. Houston Oilers

Four Interceptions Thrown, Individual

CHARGERS — Philip Rivers, Nov. 18, 2019 vs. Kansas City in Mexico City, Mexico
 OPPONENT — Kirk Cousins, Dec. 1, 2024 at Atlanta
 CHARGERS — *Justin Herbert, AFC Wild Card, Jan. 11, 2025 at Houston*
 OPPONENT — *George Blanda, AFL Championship,*
Dec. 24, 1961 vs. Houston Oilers

RECEIVING

10 or More Receptions, Individual

CHARGERS — Quentin Johnston, Jan. 5, 2025 at Las Vegas (13 receptions)
OPPONENT — Cole Kmet, Oct. 29, 2023 vs. Chicago (10 receptions)
CHARGERS — *Ronnie Harmon, AFC Wild Card,*
Dec. 31, 1995 vs. Indianapolis (10 receptions)
OPPONENT — *James White, AFC Divisional,*
Jan. 13, 2019 at New England (15 receptions)

200 Yards Receiving, Individual

CHARGERS — Keenan Allen, Sept. 24, 2023 at Minnesota (215 yards)
OPPONENT — Tyreek Hill, Sept. 10, 2023 vs. Miami (215 yards)
CHARGERS — *Never*
OPPONENT — *Never*

100 Yards Receiving, Individual

CHARGERS — Quentin Johnston, Jan. 5, 2025 at Las Vegas (186 yards)
OPPONENT — **Courtland Sutton, Sept. 21, 2025 vs. Denver (118 yards)**
CHARGERS — *Ladd McConkey, AFC Wild Card,*
Jan. 11, 2025 at Houston (197 yards)
OPPONENT — *Nico Collins, AFC Wild Card,*
Jan. 11, 2025 at Houston (122 yards)

100 Yards Receiving, One Half, Individual

CHARGERS — Quentin Johnston, Jan. 5, 2025 at Las Vegas
(118 yards in first half)
OPPONENT — Mike Evans, Dec. 15, 2024 vs. Tampa Bay
(115 yards in second half)
CHARGERS — *Ladd McConkey, AFC Wild Card,*
Jan. 11, 2025 at Houston (141 yards in second half)
OPPONENT — *Julian Edelman, AFC Divisional,*
Jan. 13, 2019 at New England (107 yards in first half)

Two 100-Yard Receivers

CHARGERS — Keenan Allen (215 yards) and Mike Williams (121 yards),
Sept. 24, 2023 at Minnesota
OPPONENT — Travis Kelce (191 yards) and Tyreek Hill (148 yards),
Dec. 16, 2021 vs. Kansas City
CHARGERS — *Chris Chambers (133 yards) and Vincent Jackson (114 yards),*
AFC Wild Card, Jan. 6, 2008
OPPONENT — *Tony Nathan (114 yards) and Duriel Harris (106 yards),*
AFC Divisional, Jan. 2, 1982

Five Touchdown Receptions, Individual

CHARGERS — Kellen Winslow, Nov. 22, 1981 at Oakland (15, 29, 4, 5, 3 yards)
OPPONENT — *Never*
CHARGERS — *Never*
OPPONENT — *Never*

Four Touchdown Receptions, Individual

CHARGERS — Kellen Winslow, Nov. 22, 1981 at Oakland (15, 29, 4, 5, 3 yards)
OPPONENT — Daryl Turner, Sept. 15, 1985 vs. Seattle (34, 15, 30, 7 yards)
CHARGERS — *Never*
OPPONENT — *Never*

Three Touchdown Receptions, Individual

CHARGERS — Danny Woodhead, Dec. 20, 2015 vs. Miami (20, 9, 9 yards)
OPPONENT — Travis Kelce, Nov. 20, 2022 vs. Kansas City (4, 32, 17 yards)
CHARGERS — *Never*
OPPONENT — *Jerry Rice, Super Bowl XXIX at Joe Robbie Stadium,*
Jan. 29, 1995 vs. San Francisco (44, 15, 7 yards)

Two Touchdown Receptions, Individual

CHARGERS — **Quentin Johnston, Sept. 5, 2025 vs. Kansas City (5, 23 yards)**
OPPONENT — Mike Evans, Dec. 15, 2024 vs. Tampa Bay (57, 35 yards)
CHARGERS — *Keenan Allen, AFC Divisional,*
Jan. 12, 2014 at Denver (16, 16 yards)
OPPONENT — *Michael Crabtree, AFC Wild Card,*
Jan. 6, 2019 at Baltimore (31, 7 yards)

COMBINATION

100 Yards Rushing and Receiving, Individual

CHARGERS — Austin Ekeler, Dec. 8, 2019 at Jacksonville
(101 yards rushing, 112 yards receiving)
OPPONENT — Essex Johnson, Sept. 30, 1973 vs. Cincinnati
(121 yards rushing, 116 yards receiving)
CHARGERS — *Keith Lincoln, AFC Championship, Jan. 5, 1964 vs. Boston*
(206 yards rushing, 123 yards receiving)
OPPONENT — *Never*

300-Yard Passer, 100-Yard Rusher and 100-Yard Receiver

CHARGERS — Philip Rivers (314 yards passing),
Austin Ekeler (101 yards rushing),
Austin Ekeler (112 yards receiving),
Dec. 8, 2019 at Jacksonville
OPPONENT — Patrick Mahomes (329 yards passing),
Isiah Pacheco (107 yards rushing),
Travis Kelce (115 yards receiving),
Nov. 20, 2022 vs. Kansas City
CHARGERS — *Dan Fouts (333 yards passing),*
Chuck Muncie (126 yards rushing),
Wes Chandler (124 yards receiving),
Kellen Winslow (102 yards receiving),
AFC Wild Card, Jan. 9, 1983 at Pittsburgh
OPPONENT — *Tom Brady (343 yards passing),*
Sony Michel (129 yards rushing),
Julian Edelman (151 yards receiving),
AFC Divisional, Jan. 13, 2019 at New England

INTERCEPTIONS

Four Interceptions, Individual

CHARGERS — *Never*
OPPONENT — Kwamie Lassiter, Dec. 27, 1998 at Arizona (4 interceptions)
CHARGERS — *Never*
OPPONENT — *Vernon Perry, AFC Divisional,*
Dec. 29, 1979 vs. Houston Oilers (4 interceptions)

Three Interceptions, Individual

CHARGERS — Antonio Cromartie, Nov. 11, 2007 vs. Indianapolis (3 interceptions)
OPPONENT — Kwamie Lassiter, Dec. 27, 1998 at Arizona (4 interceptions)
CHARGERS — *Never*
OPPONENT — *Vernon Perry, AFC Divisional,*
Dec. 29, 1979 vs. Houston Oilers (4 interceptions)

Two Interceptions, Individual

CHARGERS — Tarheeb Still, Dec. 1, 2024 at Atlanta (2 interceptions)
OPPONENT — Patrick Surtain II, Nov. 28, 2021 at Denver (2 interceptions)
CHARGERS — *Glen Edwards, AFC Divisional,*
Jan. 3, 1981 vs. Buffalo (2 interceptions)
OPPONENT — *Derek Stingley, AFC Wild Card,*
Jan. 11, 2025 at Houston (2 interceptions)

Interception Returned for Touchdown

CHARGERS — Tarheeb Still, Dec. 1, 2024 at Atlanta
(61 yards of Kirk Cousins)
OPPONENT — Jack Jones, Dec. 14, 2023 at Las Vegas
(16 yards of Easton Stick)
CHARGERS — *Never*
OPPONENT — *Eric Murray, AFC Wild Card,*
Jan. 11, 2025 at Houston (38 yards of Justin Herbert)

SACKS

Six Sacks, Individual

CHARGERS — Khalil Mack, Oct. 1, 2023 vs. Las Vegas (6.0 sacks)
OPPONENT — Never
CHARGERS — Never
OPPONENT — Never

Five Sacks, Individual

CHARGERS — Khalil Mack, Oct. 1, 2023 vs. Las Vegas (6.0 sacks)
OPPONENT — Never
CHARGERS — Never
OPPONENT — Never

Four-and-One-Half Sacks, Individual

CHARGERS — Khalil Mack, Oct. 1, 2023 vs. Las Vegas (6.0 sacks)
OPPONENT — Hugh Douglas, Oct. 18, 1998 vs. Philadelphia (4.5 sacks)
CHARGERS — Never
OPPONENT — Never

Four Sacks, Individual

CHARGERS — Tuli Tuipulotu, Sept. 28, 2025 at New York Giants (4.0 sacks)
OPPONENT — Justin Houston, Dec. 28, 2014 at Kansas City (4.0 sacks)
CHARGERS — Never
OPPONENT — Never

Three-and-One-Half Sacks, Individual

CHARGERS — Tuli Tuipulotu, Sept. 28, 2025 at New York Giants (4.0 sacks)
OPPONENT — Justin Houston, Dec. 28, 2014 at Kansas City (3.5 sacks)
CHARGERS — Never
OPPONENT — Never

Three Sacks, Individual

CHARGERS — Tuli Tuipulotu, Sept. 28, 2025 at New York Giants (4.0 sacks)
OPPONENT — Myles Garrett, Nov. 3 2024 at Cleveland (3.0 sacks)
CHARGERS — Never
OPPONENT — Never

Two-and-One-Half Sacks, Individual

CHARGERS — Tuli Tuipulotu, Sept. 28, 2025 at New York Giants (4.0 sacks)
OPPONENT — Myles Garrett, Nov. 3 2024 at Cleveland (3.0 sacks)
CHARGERS — Burt Grossman, AFC Wild Card,
Jan. 2, 1993 vs. Kansas City (2.5 sacks)
OPPONENT — Never

Two Sacks, Individual

CHARGERS — Tuli Tuipulotu, Sept. 28, 2025 at New York Giants (4.0 sacks)
OPPONENT — Nik Bonitto, Sept. 21, 2025 vs. Denver (2.0 sacks)
CHARGERS — Khalil Mack, AFC Wild Card,
Jan. 11, 2025 at Houston (2.0 sacks)
OPPONENT — Shaun Phillips, AFC Divisional,
Jan. 12, 2014 at Denver (2.0 sacks)

TOUCHDOWNS

Five Touchdowns, Individual

CHARGERS — Kellen Winslow, Nov. 22, 1981 at Oakland
(15-, 29-, 4-, 5-, 3-yard receptions)
OPPONENT — Never
CHARGERS — Never
OPPONENT — Never

Four Touchdowns, Individual

CHARGERS — Austin Ekeler, Nov. 21, 2021 vs. Pittsburgh
(10-, 17-yard receptions; 6-, 5-yard runs)
OPPONENT — Harvey Williams, Nov. 16, 1997, vs. Oakland
(8-, 32-yard receptions; 1-, 1-yard runs)
CHARGERS — Never
OPPONENT — Never

Three Touchdowns, Individual

CHARGERS — Austin Ekeler, Oct. 2, 2022 at Houston
(14-yard receptions; 10-, 20-yard runs)
OPPONENT — Travis Kelce, Nov. 20, 2022 vs. Kansas City
(4-, 32-, 17-yard receptions)
CHARGERS — Never
OPPONENT — Sony Michel, AFC Divisional,
Jan. 13, 2019 at New England (1-, 14-, 5-yard runs)

FIELD GOALS AND PATs

Six Field Goals Made, Individual

CHARGERS — Greg Davis, Oct. 5, 1997 at Oakland
(30, 22, 38, 43, 33, 33 yards)
OPPONENT — Phil Dawson, Nov. 5, 2006 vs. Cleveland
(37, 20, 42, 30, 36, 35 yards)
CHARGERS — Never
OPPONENT — Never

Five Field Goals Made, Individual

CHARGERS — Cameron Dicker, Oct. 21, 2024 at Arizona
(59, 50, 28, 47, 40 yards)
OPPONENT — Daniel Carlson, Jan. 9, 2022 at Las Vegas
(24, 31, 52, 40, 47 yards)
CHARGERS — Michael Badgley, AFC Wild Card,
Jan. 6, 2019 at Baltimore (21, 53, 40, 34, 47 yards)
OPPONENT — Never

Four Field Goals Made, Individual

CHARGERS — Cameron Dicker, Jan. 5, 2025 at Las Vegas
(33, 32, 49, 20 yards)
OPPONENT — Chase McLaughlin, Dec. 15, 2024 vs. Tampa Bay
(22, 37, 42, 43 yards)
CHARGERS — Michael Badgley, AFC Wild Card,
Jan. 6, 2019 at Baltimore (21, 53, 40, 34, 47 yards)
OPPONENT — Never

50-Yard Field Goal, Individual

CHARGERS — Cameron Dicker, Dec. 19, 2024 vs. Denver (57 yards)
OPPONENT — Daniel Carlson, Sept. 15, 2025 at Las Vegas (54 yards)
CHARGERS — Michael Badgley, AFC Wild Card,
Jan. 6, 2019 at Baltimore (53 yards)
OPPONENT — Stephen Gostkowski, AFC Divisional,
Jan. 14, 2007 vs. New England (50 yards)

Blocked Field Goal Attempt

CHARGERS — Teair Tart, Nov. 3, 2024 at Cleveland
(51-yard Dustin Hopkins attempt)
OPPONENT — Zack Allen, Dec. 31, 2023 at Denver
(50-yard Cameron Dicker attempt)
CHARGERS — Leroy Jones, AFC Divisional, Jan. 2, 1982 at Miami
(34-yard Uwe von Schamann attempt)
OPPONENT — Never

Two-Point Conversion

CHARGERS — Justin Herbert run,
Sept. 28, 2025 at New York Giants
OPPONENT — Cam Skattebo run,
Sept. 28, 2025 at New York Giants
CHARGERS — Keenan Allen pass from Philip Rivers, AFC Divisional,
Jan. 13, 2019 at New England
OPPONENT — Kevin Faulk run, AFC Divisional,
Jan. 14, 2007 vs. New England

Defensive Two-Point Conversion

CHARGERS — Casey Hayward Jr., Dec. 30, 2018 at Denver
(Interception of Case Keenum)
OPPONENT — Never
CHARGERS — Never
OPPONENT — D'Angelo Ross, AFC Wild Card,
Jan. 11, 2025 at Houston (Return of Cameron Dicker blocked PAT)

Point After Touchdown Missed

CHARGERS — Cameron Dicker, Nov. 3, 2024 at Cleveland
(Second attempt, wide left)
OPPONENT — Harrison Butker, Sept. 5, 2025 vs. Kansas City
(First attempt, wide right)
CHARGERS — Rolf Benirschke, AFC Second Round,
Jan. 16, 1993 at Miami (First attempt, wide right)
OPPONENT — Never

Blocked Point After Touchdown

CHARGERS — Isaac Rochell, Sept. 27, 2020 vs. Carolina
(Joey Slye, first attempt)
OPPONENT — Denico Autry, Dec. 31, 2017 vs. Oakland
(Nick Rose, third attempt)
CHARGERS — Never
OPPONENT — Denico Autry, AFC Wild Card,
Jan. 11, 2025 at Houston (Cameron Dicker, first attempt)

PUNTING

80-Yard Punt

CHARGERS — JK Scott, Dec. 11, 2023 vs. Denver (83 yards)
OPPONENT — Dustin Colquitt, Dec. 2, 2007 at Kansas City (81 yards)
CHARGERS — *Never*
OPPONENT — *Never*

70-Yard Punt

CHARGERS — JK Scott, Dec. 11, 2023 vs. Denver (83 yards)
OPPONENT — Bryce Baringer, Dec. 3, 2023 at New England (70 yards)
CHARGERS — *Never*
OPPONENT — Ray Guy, AFC Championship, Jan. 11, 1981 vs. Oakland (71 yards)

60-Yard Punt

CHARGERS — **JK Scott, Sept. 28, 2025 at New York Giants (60 yards)**
OPPONENT — **Jamie Gillan, Sept. 28, 2025 at New York Giants (69 yards)**
CHARGERS — Mike Scifres, AFC Divisional, Jan. 12, 2014 at Denver (62 yards)
OPPONENT — Tommy Townsend, AFC Wild Card, Jan. 11, 2025 at Houston (67 yards)

Blocked Punt

CHARGERS — Jerry Attaochu of Drew Butler, Sept. 8, 2014 at Arizona
OPPONENT — Miles Killebrew of Ty Long, Nov. 21, 2021 vs. Pittsburgh
CHARGERS — *Never*
OPPONENT — Lou Piccone of Rick Partridge, AFC Divisional, Jan. 3, 1981 vs. Buffalo

10 or More Punts, Individual

CHARGERS — Drew Kaser, Nov. 12, 2017 at Jacksonville (10 punts for 485 yards)
OPPONENT — Chad Stanley, Sept. 15, 2002 vs. Houston (10 punts for 406 yards)
CHARGERS — *Never*
OPPONENT — *Never*

No Punts

CHARGERS — Dec. 26, 2021 at Houston
OPPONENT — Sept. 19, 2010 vs. Jacksonville
CHARGERS — *Never*
OPPONENT — AFC Divisional, Jan. 12, 2014 at Denver

OTHER SPECIAL TEAMS

Kickoff Returned for Touchdown

CHARGERS — Andre Roberts, Jan. 2, 2022 vs. Denver (101 yards)
OPPONENT — Mecole Hardman, Dec. 29, 2019 at Kansas City (104 yards)
CHARGERS — Andre Coleman, Super Bowl XXIX at Joe Robbie Stadium, Jan. 29, 1995 vs. San Francisco (98 yards)
OPPONENT — *Never*

Punt Returned for Touchdown

CHARGERS — Derius Davis, Nov. 6, 2023 at New York Jets (87 yards)
OPPONENT — Gunner Olszewski, Dec. 6, 2020, vs. New England (70 yards)
CHARGERS — Wes Chandler, AFC Divisional, Jan. 2, 1982 at Miami (58 yards)
OPPONENT — Santonio Holmes, AFC Divisional, Jan. 11, 2009 at Pittsburgh (67 yards)

Blocked Punt Returned for Touchdown

CHARGERS — Jacob Hester, Oct. 25, 2009 at Kansas City (Recovered own blocked Dustin Colquitt punt in end zone)
OPPONENT — Daniel Thomas, Oct. 25, 2020 vs. Jacksonville (Recovered own blocked Ty Long punt, returned recovery 16 yards)
CHARGERS — *Never*
OPPONENT — *Never*

Recovered Own Onside Kick Attempt

CHARGERS — Darrell Stuckey of Nick Novak kick, Nov. 18, 2012 at Denver
OPPONENT — Keion Crossen of Riley Dixon kick, Dec. 12, 2021 vs. New York Giants
CHARGERS — Richard Marshall of Nick Novak kick, AFC Divisional, Jan. 12, 2014 at Denver
OPPONENT — *Never*

OTHER DEFENSE

Shutout Posted

CHARGERS — Dec. 3, 2023 at New England (6-0, Chargers win)
OPPONENT — Dec. 6, 2020 vs. New England (45-0, Patriots win)
CHARGERS — AFC Wild Card, Jan. 2, 1993 vs. Kansas City (Chargers win, 17-0)
OPPONENT — AFC Divisional, Jan. 10, 1993 at Miami (Dolphins win, 31-0)

Fumble Returned for Touchdown

CHARGERS — Tevaughn Campbell, Dec. 5, 2021 at Cincinnati (61 yards)
OPPONENT — Mike Edwards, Jan. 7, 2024 vs. Kansas City (97 yards)
CHARGERS — *Never*
OPPONENT — Guy Ruff, AFC Wild Card, Jan. 9, 1983 at Pittsburgh (Recovered opening kickoff fumble in end zone)

Safety Scored

CHARGERS — Oct. 23, 2022 vs. Seattle (Kenneth Walker III tackled by Sebastian Joseph-Day and Troy Reeder in end zone)
OPPONENT — Oct. 27, 2024 vs. New Orleans (JK Scott fumbled out end zone)
CHARGERS — AFC Divisional, Jan. 8, 1995 vs. Miami (Bernie Parmalee tackled in end zone by Reuben Davis)
OPPONENT — *Never*

MISCELLANEOUS

No Penalties

CHARGERS — Oct. 9, 2011 at Denver (Chargers win, 29-24)
OPPONENT — Dec. 4, 2005 vs. Oakland (Raiders win, 34-10)
CHARGERS — *Never*
OPPONENT — AFC Divisional, Jan. 10, 1993 at Miami (Dolphins win, 31-0)

Game Without Touchdown

CHARGERS — Oct. 21, 2024 at Arizona (Cardinals win 17-15)
OPPONENT — **Sept. 15, 2025 at Las Vegas (Chargers win 20-9)**
CHARGERS — AFC Championship, Jan. 20, 2008 at New England (Patriots win, 21-12)
OPPONENT — AFC Wild Card, Jan. 6, 2008 vs. Tennessee (Chargers win, 17-6)

50 Points, Game

CHARGERS — Nov. 19, 2017 vs. Buffalo (Chargers win, 54-24)
OPPONENT — Dec. 14, 2023 at Las Vegas (Raiders win, 63-21)
CHARGERS — AFL Championship, Jan. 5, 1964 vs. Boston (Chargers win, 51-10)
OPPONENT — *Never*

40 Points, Game

CHARGERS — Dec. 28, 2024 at New England (Chargers win, 40-7)
OPPONENT — Dec. 15, 2024 vs. Tampa Bay (Buccaneers win, 40-17)
CHARGERS — AFC Divisional, Jan. 2, 1982 at Miami (Chargers win, 41-38)
OPPONENT — AFC Divisional, Jan. 13, 2019 at New England (Patriots win, 41-28)

600 Yards Total Offense, Game

CHARGERS — Dec. 20, 1982 vs. Cincinnati (661 yards)
OPPONENT — Oct. 1, 2000 at St. Louis (614 yards)
CHARGERS — AFL Championship, Jan. 5, 1964 vs. Boston (610 yards)
OPPONENT — *Never*

500 Yards Total Offense, Game

CHARGERS — Dec. 8, 2019 at Jacksonville (525 yards)
OPPONENT — Dec. 15, 2024 vs. Tampa Bay (506 yards)
CHARGERS — AFC Divisional, Jan. 2, 1982 at Miami (564 yards)
OPPONENT — *Never*

WEEKLY RANKINGS

2025 WEEKLY NFL RANKINGS

Week	Opp.	Offense			Defense		
		Total	Rush	Pass	Total	Rush	Pass
1	KC	T-5	19	3	22	15	24
2	at LV	9	25	4	7	8	16
3	Den	6	24	2	8	9	9
4	at NYG	8	21	5	3	16	5
5	Was						
6	at Mia						
7	Ind						
8	Min						
9	at Ten						
10	Pit						
11	at Jax						
12	BYE						
13	LV						
14	Phi						
15	at KC						
16	at Dal						
17	Hou						
18	at Den						
Chargers in 2024		20	17	19	11	14	7
Chargers in 2023		18	25	13	28	17	30
Chargers in 2022		9	30	3	20	28	7
Chargers in 2021		4	21	T-2	23	30	12
Chargers in 2020		9	18	6	10	18	9
Chargers in 2019		10	28	6	6	18	5
Chargers in 2018		11	15	10	9	9	9
Chargers in 2017		4	24	1	15	31	3
Chargers in 2016		14	26	8	16	10	20
Chargers in 2015		9	31	4	20	27	T-14
Chargers in 2014		18	30	10	9	26	4
Chargers in 2013		5	13	4	23	12	29
Chargers in 2012		31	27	24	9	6	18
Chargers in 2011		6	16	6	16	20	13
Chargers in 2010		1	15	2	1	4	1
Chargers in 2009		10	31	5	16	20	11
Chargers in 2008		11	20	7	25	11	31
Chargers in 2007		20	7	26	14	16	14
Chargers in 2006		4	2	16	10	7	13
Chargers in 2005		10	9	12	13	1	28
Chargers in 2004		10	6	16	18	3	31
Chargers in 2003		14	6	19	27	T-25	21
Chargers in 2002		16	8	22	30	11	32

2025 REGULAR-SEASON RANKINGS

LOS ANGELES CHARGERS (Team)

Category	NFL	AFC
Turnover Margin (-2).....	T-21	T-7
Points Scored (22.0).....	20	10
Points Allowed (17.8).....	4	3
Total Offense (356.3).....	8	3
Rushing (107.3).....	21	9
Passing (249.0).....	5	2
Total Defense (270.0).....	3	2
vs. Rush (111.3).....	16	8
vs. Pass (158.8).....	5	3
Third-Down Offense (43.40%).....	5	2
Third-Down Defense (38.33%).....	17	6
Red-Zone Offense (36.36%).....	T-29	15
Red-Zone Defense (30.77%).....	2	2

LOS ANGELES CHARGERS (Individual)

Category	NFL	AFC
Passing		
Rating: Justin Herbert (92.2).....	19	9
Yards: Justin Herbert (1,063).....	4	2
Touchdowns: Justin Herbert (7).....	T-8	T-3
Rushing		
Attempts: Omarion Hampton (54).....	20	8
Yards: Omarion Hampton (270).....	12	7
Touchdowns: Omarion Hampton (2).....	T-16	T-9
Receiving		
Receptions: Keenan Allen (24).....	T-9	3
Yards: Quentin Johnston (337).....	3	1
Touchdowns: Quentin Johnston (4).....	T-3	T-1
Defense		
Total Tackles: Derwin James Jr. (34).....	T-15	T-6
Solo Tackles: Derwin James Jr. (22).....	T-9	T-5
INTs: Daiyan Henley/Donte Jackson/Tony Jefferson (1).....	T-14	T-5
Sacks: Tuli Tuipulotu (4.0).....	T-6	T-2

GAME-BY-GAME STARTERS

OFFENSIVE STARTERS

		WR	WR	TE	LT	LG	C	RG	RT	QB	RB	3WR	FB	2TE
Sept. 5	KC	L.McConkey	Q.Johnston	T.Conklin	J.Alt	Z.Johnson	B.Bozeman	M.Becton	T.Pipkins	J.Herbert	O.Hampton	K.Allen	—	—
Sept. 15	at LV	—	Q.Johnston	T.Conklin	J.Alt	Z.Johnson	B.Bozeman	M.Becton	T.Pipkins	J.Herbert	O.Hampton	—	S.Matlock	W.Dissly
Sept. 21	Den	L.McConkey	Q.Johnston	T.Conklin	J.Alt	Z.Johnson	B.Bozeman	M.Becton	T.Pipkins	J.Herbert	O.Hampton	—	—	W.Fisk
Sept. 28	at NYG	L.McConkey	Q.Johnston	T.Conklin	J.Alt	Z.Johnson	B.Bozeman	J. Salyer	T.Pipkins	J.Herbert	O.Hampton	—	S.Matlock	—
Oct. 5	Was													
Oct. 12	at Mia													
Oct. 19	Ind													
Oct. 23	Min													
Nov. 2	at Ten													
Nov. 9	Pit													
Nov. 16	at Jax													
Nov. 30	LV													
Dec. 8	Phi													
Dec. 14	at KC													
Dec. 21	at Dal													
TBD	Hou													
TBD	at Den													

DEFENSIVE STARTERS

		OLB	DL	DL	DL	OLB	LB	LB	CB	CB	S	S	3CB	3S
Sept. 5	KC	K.Mack	T.Tart	D.Hand	—	K.Mack	D.Henley	D.Perryman	T.Still	D.Jackson	D.James	A.Gilman	—	E.Molden
Sept. 15	at LV	K.Mack	T.Tart	D.Hand	—	T.Tuipulotu	D.Henley	T.Dye	T.Still	D.Jackson	D.James	A.Gilman	—	T.Jefferson
Sept. 21	Den	B. Dupree	T.Tart	D.Hand	—	T.Tuipulotu	D.Henley	T.Dye	T.Still	D.Jackson	D.James	A.Gilman	—	T.Jefferson
Sept. 28	at NYG	B. Dupree	T.Tart	D.Hand	—	T.Tuipulotu	D.Henley	T.Dye	T.Still	D.Jackson	D.James	A.Gilman	—	E. Molden
Oct. 5	Was													
Oct. 12	at Mia													
Oct. 19	Ind													
Oct. 23	Min													
Nov. 2	at Ten													
Nov. 9	Pit													
Nov. 16	at Jax													
Nov. 30	LV													
Dec. 8	Phi													
Dec. 14	at KC													
Dec. 21	at Dal													
TBD	Hou													
TBD	at Den													

WEEKLY INACTIVES

Sept. 5	Kansas City:	RJ Mickens, Tucker Fisk, Nikko Reed, Kyle Kennard, Foster Sarell, Oronde Gadsden, Naquan Jones.
Sept. 15	at Las Vegas:	Elijah Molden, Tucker Fisk, Nikko Reed, Kyle Kennard, Kana'i Mauga, Oronde Gadsden, Otito Ogbonnia
Sept. 21	Denver:	Elijah Molden, Cam Hart, Emany Johnson, KeAndre Lambert-Smith, Will Dissly, Otito Ogbonnia
Sept. 28	at N.Y. Giants:	Derius Davis, RJ Mickens, Nikko Reed, Mekhi Becton, Will Dissly, Otito Ogbonnia
Oct. 5	Washington:	
Oct. 12	at Miami:	
Oct. 19	Indianapolis:	
Oct. 23	Minnesota:	
Nov. 2	at Tennessee:	
Nov. 9	Pittsburgh:	
Nov. 16	at Jacksonville:	
Nov. 30	Las Vegas:	
Dec. 8	Philadelphia:	
Dec. 14	at Kansas City:	
Dec. 21	at Dallas:	
TBD	Houston:	
TBD	at Denver:	

SEASON TOTALS

Name	No.	Name	No.
Otito Ogbonnia	3	Cam Hart	1
Nikko Reed	3	Emany Johnson	1
Will Dissly	2	Naquan Jones	1
Tucker Fisk	2	KeAndre Lambert-Smith	1
Oronde Gadsden	2	Kana'i Mauga	1
Kyle Kennard	2	Foster Sarell	1
RJ Mickens	2		
Mekhi Becton	1		

CHARGERS AND OPPONENT WEEKLY LEADERS

REGULAR-SEASON WEEKLY LEADERS, LOS ANGELES CHARGERS

		Scoring	Pass Yds.	Carries	Rush Yds.	Catches	Rec. Yds.	Tackles (Solo)	Sacks
Sept. 5	Kansas City:	Johnston 12	Herbert 318	Hampton 15	Hampton 48	Allen 7	Johnston 79	Gilman 9 (4)	Two tied 1.0
Sept. 15	at Las Vegas:	Dicker 8	Herbert 242	Herbert 9	Herbert 31	Two tied 5	Johnston 71	Henley 10(7)	Three tied 1.0
Sept. 21	Denver:	Dicker 11	Herbert 300	Hampton 19	Hampton 70	Allen 7	Johnston 89	James Jr. 12(10)	Two tied 1.0
Sept. 28	at N.Y. Giants:	Two Tied 6	Herbert 203	Hampton 12	Hampton 128	Johnston 8	Johnston 98	Dye 12(3)	Tuipulotu 4.0
Oct. 5	Washington:								
Oct. 12	at Miami:								
Oct. 19	Indianapolis:								
Oct. 23	Minnesota:								
Nov. 2	at Tennessee:								
Nov. 9	Pittsburgh:								
Nov. 16	at Jacksonville:								
Nov. 30	Las Vegas:								
Dec. 8	Philadelphia:								
Dec. 14	at Kansas City:								
Dec. 21	at Dallas:								
TBD	Houston:								
TBD	at Denver:								

REGULAR-SEASON WEEKLY LEADERS, OPPONENT

		Scoring	Pass Yds.	Carries	Rush Yds.	Catches	Rec. Yds.	Tackles (Solo)	Sacks
Sept. 5	Kansas City:	Butker 9	Mahomes 258	Mahomes 6	Mahomes 57	Brown 10	Brown 99	Conner 9 (7)	Tranquill 2.0
Sept. 15	at Las Vegas:	Carlson 9	Smith 180	Jeanty 11	Jeanty 43	Meyers 6	Meyers 68	White 8(6)	Laulu 2.0
Sept. 21	Denver:	Lutz 8	Nix 153	Dobbins 11	Dobbins 83	Sutton 6	Sutton 118	Singleton 12(4)	Bonitto 2.0
Sept. 28	at N.Y. Giants:	McAtamney 7	Dart 111	Skattebo 25	Skattebo 79	Three tied 3	Slayton 44	Mussau 6(2)	Two tied 1.0
Oct. 5	Washington:								
Oct. 12	at Miami:								
Oct. 19	Indianapolis:								
Oct. 23	Minnesota:								
Nov. 2	at Tennessee:								
Nov. 9	Pittsburgh:								
Nov. 16	at Jacksonville:								
Nov. 30	Las Vegas:								
Dec. 8	Philadelphia:								
Dec. 14	at Kansas City:								
Dec. 21	at Dallas:								
TBD	Houston:								
TBD	at Denver:								

REGULAR-SEASON PLAYER PARTICIPATION

2025 Season	1	2	3	4	5	6	7	8	9	10	11	13	14	15	16	17	18	Season Totals			
Player	KC	at LV	DEN	at NYG	WAS	at MIA	IND	MIN	at TEN	PIT	at JAX	LV	PHI	at KC	at DAL	HOU	at DEN	GP	GS	DNP	INA
Allen, Keenan	WR	SUB	SUB	SUB														4	1	0	0
Alt, Joe	LT	LT	LT	LT														4	4	0	0
Becton Sr., Mekhi	RG	RG	RG	INA														3	3	0	1
Bozeman, Bradley	C	C	C	C														4	4	0	0
Caldwell, Jamaree	SUB	SUB	SUB	SUB														4	0	0	0
Colson, Junior	IR	IR	IR	IR														0	0	0	0
Conklin, Tyler	TE	TE	TE	TE														4	4	0	0
Davis, Derius	SUB	SUB	SUB	INA														3	0	0	1
Deculus, Austin	SUB	SUB	SUB	SUB														4	0	0	0
Dicker, Cameron	SUB	SUB	SUB	SUB														4	0	0	0
Dissly, Will	SUB	TE	INA	INA														2	1	0	2
Dupree, Bud	SUB	SUB	OLB	OLB														4	2	0	0
Dye, Troy	SUB	LB	LB	LB														4	2	0	0
Eboigbe, Justin	SUB	SUB	SUB	SUB														4	0	0	0
Edwards, TeRah	PS	PS	PS	PS														0	0	0	0
Ferrell Clelin	—	—	PS	PS														0	0	0	0
Fisk, Tucker	INA	INA	TE	SUB														2	1	0	2
Fuga, Josh	IR	IR	IR	IR														0	0	0	0
Gadsden, Oronde	INA	INA	SUB	SUB														2	0	0	2
Gilman, Alohi	S	S	S	S														4	4	0	0
Grimm, Luke	PS	PS	PS	PS														0	0	0	0
Hampton, Omarion	RB	RB	RB	RB														4	4	0	0
Hand, Da'Shawn	DL	DL	DL	DL														4	4	0	0
Harris, Josh	IR/DFR	IR/DFR	IR/DFR	IR/DFR														0	0	0	0
Harris, Najee	SUB	SUB	SUB	IR														3	0	0	0
Harris, Tre'	SUB	SUB	SUB	SUB														4	0	0	0
Hart, Cam	SUB	SUB	INA	SUB														3	0	0	1
Haskins, Hassan	SUB	SUB	SUB	SUB														4	0	0	0
Henley, Daiyan	LB	LB	LB	LB														4	4	0	0
Herbert, Justin	QB	QB	QB	QB														4	4	0	0
Hines, Nyheim	PS	—	—	—														0	0	0	0
Jackson, Donte	CB	CB	CB	CB														4	4	0	0
Jackson, JaQuae	PS	PS	PS	PS														0	0	0	0
James, Andre	SUB	SUB	SUB	SUB														4	0	0	0
James Jr., Derwin	S	S	S	S														4	4	0	0
Jefferson, Tony	PS	3S	3S	SUB														3	2	0	0
Johnson, Amar	PS	PS	PS	PS														0	0	0	0
Johnson, Emany	PS	PS	INA	PS														0	0	0	1
Johnson, Zion	LG	LG	LG	LG														4	4	0	0
Johnston, Quentin	WR	WR	WR	WR														4	4	0	0
Jones, Naquan	INA	SUB	SUB	SUB														3	0	0	1
Kaltenberger, Josh	PS	PS	PS	PS														0	0	0	0
Kennard, Kyle	INA	INA	SUB	SUB														2	0	0	2
Lambert-Smith, KeAndre	SUB	SUB	INA	SUB														3	0	0	1
Lance, Trey	DNP	DNP	DNP	DNP														0	0	4	0
Leonard, Deane	IR/DFR	IR/DFR	IR/DFR	IR/DFR														0	0	0	0
Lovato, Rick	SUB	SUB	SUB	SUB														4	0	0	0
Mack, Khalil	OLB	OLB	IR	IR														2	2	0	0
Matlock, Scott	SUB	FB	SUB	FB														4	2	0	0
Mauga, Kana'i	—	INA	PS	PS														0	0	0	1
McConkey, Ladd	WR	SUB	WR	WR														4	3	0	0
Mickens, RJ	INA	SUB	SUB	INA														2	0	0	2
Molden, Elijah	3S	INA	INA	3S														2	2	0	2
Murphy, Caleb	SUB	SUB	SUB	SUB														4	0	0	0
Ogbonnia, Otito	SUB	INA	INA	INA														1	0	0	3
Oladokun, Jordan	IR	IR	IR	IR														0	0	0	0
Perryman, Denzel	LB	IR	IR	IR														1	1	0	0
Phillips, Del'Shawn	SUB	SUB	SUB	SUB														4	0	0	0
Pipkins III, Trey	RT	RT	RT	RT														4	4	0	0
Purchase, Myles	PS	PS	PS	PS														0	0	0	0
Randolph, Garmon	PS	PS	PS	PS														0	0	0	0
Reagor, Jalen	PS/IR	PS/IR	PS/IR	PS/IR														0	0	0	0
Reed, Nikko	INA	INA	SUB	INA														1	0	0	3
Rogers, Eric	IR	IR	IR	IR														0	0	0	0
Salyer, Jamaree	SUB	SUB	SUB	RG														4	1	0	0
Sarell, Foster	INA	PS	PS	SUB														1	0	1	0
Scott, JK	SUB	SUB	SUB	SUB														4	0	0	0
Sharpe, David	PS	PS	PS	PS														0	0	0	0
Slater, Rashawn	IR	IR	IR	IR														0	0	0	0
Still, Tarheeb	CB	CB	CB	CB														4	4	0	0
St-Juste, Benjamin	SUB	SUB	SUB	SUB														4	0	0	0
Taylor, Branson	PS	PS	PS	PS														0	0	0	0
Tart, Teair	DL	DL	DL	DL														4	4	0	0
Taylor, Ja'Sir	SUB	SUB	SUB	SUB														4	0	0	0
Tuipulotu, Tuli	OLB	OLB	OLB	OLB														4	4	0	0
Uiagalelei, DJ	PS	PS	PS	PS														0	0	0	0
Vidal, Kimani	PS	PS	PS	SUB														1	0	0	0
Washington, Savion	PUP	PUP	PUP	PUP														0	0	0	0
Wax, Marlowe	SUB	SUB	SUB	SUB														4	0	0	0
Weaver, Rashad	—	—	PS	PS														0	0	0	0
Williamson, Kendall	SUB	SUB	SUB	SUB														4	0	0	0
Yassmin, Thomas	PS	PS	PS	PS														0	0	0	0

STARTERS FOR EACH GAME IN BOLD:

DNP — Did Not Play, DNR — Reserve/Did Not Report, E/CP — Exempt/Commissioner Permission, INA — Inactive, IR — Reserve/Injured, IR/DFR — Reserve Injured; Designated for Return, COVID — Reserve/COVID-19, NFI — Non-Football Illness List, PS — Practice Squad, PS/INJ — Practice Squad; Injured List, PUP — Reserve/Physically Unable to Perform, SUB — Substitute, SUS — Reserve/Suspended, 2RB — Started as Second Running Back, 2TE — Started as Second Tight End, 3TE — Started as Third Tight End, CB — Started as Additional Cornerback, 3S — Started as Third Safety, 3WR — Started as Third Wide Receiver.

REGULAR SEASON SINGLE-GAME HIGHS

INDIVIDUAL

Passing

Longest Scoring Pass — 60, J.Herbert to Q. Johnston,
Sept. 21 vs. Denver

Longest Non-Scoring Pass — 37, Last: J.Herbert to T.Conklin,
Sept. 5 vs. Kansas City

Most Passing Attempts — 47, J.Herbert, Sept. 21 vs. Denver

Most Completions — 28, J.Herbert, Sept. 21 vs. Denver

Most Passing Yards — 318, Sept. 5 vs. Kansas City

Most Passing Touchdowns — 3, J.Herbert, Sept. 5 vs. Kansas City

Highest Completion Percentage (min. 20 att.) — 73.5, J.Herbert,
Sept. 5 vs. Kansas City

Highest Passer Rating (min. 20 att.) — 131.7, J.Herbert,
Sept. 5 vs. Kansas City

Rushing

Longest Scoring Run — 54, O. Hampton, Sept. 28 at New York

Longest Non-Scoring Run — 29, O. Hampton,
Sept. 28 at New York

Most Rushing Attempts — 19, O.Hampton, Sept. 21 vs. Denver

Most Rushing Yards — 128, O.Hampton, Sept. 28 at New York

Most Rushing Touchdowns — 1, Last: O. Hampton,
Sept. 28 at New York

Receiving

Most Receptions — 8, Q. Johnston, Sept. 28 at New York

Most Receiving Yards — 98, Q.Johnston, Sept. 28 at New York

Most Receiving Touchdowns — 2, Q.Johnston,
Sept. 5 vs. Kansas City

Total Offense

Most Total Yards from Scrimmage — 165, O. Hampton,
Sept. 28 at New York

Most Touchdowns — 2, Q.Johnston, Sept. 5 vs. Kansas City

Special Teams

Longest Punt — 60, Last: J.Scott, Sept. 28 at New York

Longest Field Goal — 43, Last: C.Dicker, Sept. 28 at New York

Most Attempted Field Goals — 3, C.Dicker, Sept. 21 vs. Denver

Most Made Field Goals — 3, C.Dicker, Sept. 21 vs. Denver

Returns

Longest Kickoff Return — 30, O. Hampton, Sept. 21 vs. Denver

Longest Punt Return — 33, D.Davis, Sept. 21 vs. Denver

Longest Interception Return — 8, D.Henley at Las Vegas

Longest Fumble Return — N/A

Defense

Most Interceptions — 1, D.Henley, T.Jefferson, and D.Jackson
Sept. 15 at Las Vegas

Most Tackles — 12, Last: T.Dye, Sept. 28 at New York

Most Solo Tackles — 10, D. James Jr., Sept. 21 vs. Denver

Most Sacks — 4.0, T. Tuipulotu, Sept. 28 at New York

Most Passes Defensed — 2, Last: Six tied, Sept. 15 at Las Vegas

TEAM

Most, Offense

First Downs — 29, Sept. 21 vs. Denver

Rushing Attempts — 28, Sept. 21 vs. Denver

Rushing Yards — 152, Sept. 28 at New York

Rushing Touchdowns — 1, Last: Sept. 28 at New York

Passing Attempts — 47, Sept. 21 vs. Denver

Completions — 28, Sept. 21 vs. Denver

Net Passing Yards — 304, Sept. 5 vs. Kansas City

Touchdowns Thrown — 3, Sept. 5 vs. Kansas City

Offensive Plays — 80, Sept. 21 vs. Denver

Total Offense — 394, Sept. 5 vs. Kansas City

Time of Possession — 36:20, Sept. 21 vs. Denver

Most, Turnovers

Turnovers — 3, Last: Sept. 21 vs. Denver

Interceptions Thrown — 2, Last: Sept. 28 at New York

Fumbles — 2, Last: Sept. 21 vs. Denver

Fumbles Lost — 1, Last: Sept. 21 vs. Denver

Longest Scoring Drives

Plays — 14, Sept. 21 vs. Denver

Yards — 91, Sept. 15 at Las Vegas

Time — 13:47, Sept. 28 at New York

Shortest Scoring Drives

Plays — 3, Sept. 28 at New York

Yards — 5, Sept. 15 at Las Vegas

Time — 1:02, Sept. 15 at Las Vegas

Fewest, Defense

First Downs Allowed — 9, Sept. 21 vs. Denver

Rushing Attempts Allowed — 17, Sept. 5 vs. Kansas City

Rushing Yards Allowed — 68, Sept. 15 at Las Vegas

Passing Attempts Allowed — 21, Sept. 28 at New York

Completions Allowed — 14, Last: Sept. 28 at New York

Net Passing Yards Allowed — 119, Sept. 28 at New York

Total Plays Allowed — 56, Sept. 21 vs. Denver

Total Yards Allowed — 218 Sept. 15 at Las Vegas

Most, Defense

Takeaways — 3, Sept. 15 at Las Vegas

Interceptions — 3, Sept. 15 at Las Vegas

Fumbles Forced — 1, Last: Sept. 28 at New York

Fumbles Recovered — 0, Last: Sept. 21 vs. Denver

Passes Defensed — 13, Sept. 15 at Las Vegas

Sacks — 6.0, Sept. 28 at New York

GAME-BY-GAME PASSES DEFENSED

Sept. 5	Kansas City:	Teair Tart (2), Bud Dupree (1), Donte Jackson (1).
Sept. 15	at Las Vegas:	Alohi Gilman (2), Daiyan Henley (2), Donte Jackson (2), Derwin James Jr. (2), Tony Jefferson (2), Naquan Jones (1), Tarheeb Still (2), Tuli Tuipulotu (2).
Sept. 21	Denver:	Da'Shawn Hand (1), Tony Jefferson (1), Benjamin St-Juste (1)
Sept. 28	at N.Y. Giants:	Alohi Gilman (1), Benjamin St-Juste (1)
Oct. 5	Washington:	
Oct. 12	at Miami:	
Oct. 19	Indianapolis:	
Oct. 23	Minnesota:	
Nov. 2	at Tennessee:	
Nov. 9	Pittsburgh:	
Nov. 16	at Jacksonville:	
Nov. 30	Las Vegas:	
Dec. 8	Philadelphia:	
Dec. 14	at Kansas City:	
Dec. 21	at Dallas:	
TBD	Houston:	
TBD	at Denver:	

SEASON TOTALS (24)

Name	No.
Donte Jackson	3
Tony Jefferson	3
Alohi Gilman	3
Daiyan Henley	2
Derwin James Jr.	2
Tarheeb Still	2
Benjamin St-Juste	2
Teair Tart	2
Tuli Tuipulotu	2
Bud Dupree	1
Da'Shawn Hand	1
Naquan Jones	1

GAME-BY-GAME SACKS

Sept. 5	Kansas City:	Da'Shawn Hand (1.0), Daiyan Henley (1.0).
Sept. 15	at Las Vegas:	Jamaree Caldwell (1.0), Daiyan Henley (1.0), Khalil Mack (1.0).
Sept. 21	Denver:	Troy Dye (1.0), Derwin James Jr. (1.0)
Sept. 28	at N.Y. Giants:	Tuli Tuipulotu (4.0), Justin Eboigbe (1.0), Derwin James Jr. (0.5), Caleb Murphy (0.5)
Oct. 5	Washington:	
Oct. 12	at Miami:	
Oct. 19	Indianapolis:	
Oct. 23	Minnesota:	
Nov. 2	at Tennessee:	
Nov. 9	Pittsburgh:	
Nov. 16	at Jacksonville:	
Nov. 30	Las Vegas:	
Dec. 8	Philadelphia:	
Dec. 14	at Kansas City:	
Dec. 21	at Dallas:	
TBD	Houston:	
TBD	at Denver:	

SEASON TOTALS (13.0)

Name	No.
Tuli Tuipulotu	4.0
Daiyan Henley	2.0
Derwin James Jr.	1.5
Jamaree Caldwell	1.0
Troy Dye	1.0
Justin Eboigbe	1.0
Da'Shawn Hand	1.0
Khalil Mack	1.0
Caleb Murphy	0.5

RECORDS

INDIVIDUAL RECORDS

*NFL Record

POINTS

Most Seasons Leading League

- 1 Nate Kaeding, 2009
- LaDainian Tomlinson, 2006
- John Carney, 1994

Most, Career

- 1,076 John Carney, 1990-2000
- 918 LaDainian Tomlinson, 2001-09
- 889 Nate Kaeding, 2004-12

Most, Season

- 186* LaDainian Tomlinson, 2006
- 150 Cameron Dicker, 2024
- 146 Nate Kaeding, 2009

Most, Season, Non-Kickers

- 186* LaDainian Tomlinson, 2006
- 124 Austin Ekeler, 2021
- 120 LaDainian Tomlinson, 2005

Most, Season, Rookie

- 114 Nate Kaeding, 2004
- 106 Josh Lambo, 2015
- Dennis ParTEE, 1968
- 94 Herb Travenio, 1965

Most, Game

- 30 Kellen Winslow, Nov. 22, 1981 at Oakland
- 24 (10x) Last: Austin Ekeler, Nov. 21, 2021 vs. Pit.
- 20 Mike Williams, Dec. 13, 2018 at Kansas City

TOUCHDOWNS

Most Seasons Leading League

- 3 Lance Alworth, 1964, 1965, 1966
- 2 Austin Ekeler, 2021, 2022
- 1 LaDainian Tomlinson, 2006
- Chuck Muncie, 1981

Most, Career

- 153 LaDainian Tomlinson, 2001-09
- 116 Antonio Gates, 2003-18
- 83 Lance Alworth, 1962-70

Most, Season

- 31* LaDainian Tomlinson, 2006
- 20 Austin Ekeler, 2021
- LaDainian Tomlinson, 2005
- 19 Chuck Muncie, 1981

Most, Game

- 5 Kellen Winslow, Nov. 22, 1981 at Oakland
- 4 (10x) Last: Austin Ekeler, Nov. 21, 2021 vs. Pit.
- 3 (46x) Last: A.Ekeler, Oct. 2, 2022 at Hou.

Most Consecutive Games

- 18* LaDainian Tomlinson, 2004-05
- 10 LaDainian Tomlinson, 2006
- 9 Antonio Gates, 2009-10
- Natrone Means, 1993-94
- Lance Alworth, 1963

POINTS AFTER TOUCHDOWN

Most Seasons Leading League

- 2 Nate Kaeding, 2006
- Rolf Benirschke, 1981, 1982
- 1 Herb Travenio, 1965

Most, Career

- 349 Nate Kaeding, 2004-12
- 328 Rolf Benirschke, 1977-86
- 293 John Carney, 1990-2000

Most, Season

- 58 Nate Kaeding, 2006
- 55 Rolf Benirschke, 1981
- 54 Nate Kaeding, 2004

Most, Game

- 7 (6x) Last: N.Kaeding, Dec. 28, 2008 vs. Den.
- 6 (30x) Last: M.Badgley, Dec. 8, 2019 at. Jax.
- 5 (55x) Last: C.Dicker, Nov. 12, 2023 vs. Detroit

Most Consecutive

- 250 Nate Kaeding, 2004-09
- 128 Nick Novak, 2011-14
- 87 Rolf Benirschke, 1983-86

Most Attempts, Career

- 352 Rolf Benirschke, 1977-86
- 351 Nate Kaeding, 2004-12
- 298 John Carney, 1990-2000

Most Attempts, Season

- 61 Rolf Benirschke, 1981
- 58 Nate Kaeding, 2006
- 55 Nate Kaeding, 2004
- Bob Thomas, 1985

Most Attempts, Game

- 8 Rolf Benirschke, Nov. 22, 1981 at Oakland
- 7 (6x) Last: N.Kaeding, Dec. 28, 2008 vs. Den.
- 6 (38x) Last: M. Badgley, Dec. 8, 2019 at. Jax.

TWO-POINT CONVERSIONS

Most Seasons Leading League

- 1 Ladarius Green, 2015
- Mikhael Ricks, 1999
- Ronnie Harmon, 1994

Most, Career

- 3 Joshua Palmer, 2021-24
- Ronnie Harmon, 1990-95
- 2 Justin Herbert, 2020-25
- Keenan Allen, 2013-23, '25
- Jared Cook, 2021
- Austin Ekeler, 2017-23
- Mike Williams, 2017-23
- Antonio Gates, 2003-18
- Melvin Gordon, 2015-19
- Ladarius Green, 2012-15
- Legedu Naanee, 2007-10
- Dave Kocourek, 1960-65

Most, Season

- 3 Ronnie Harmon, 1994
- 2 Joshua Palmer, 2024
- Jared Cook, 2021
- Austin Ekeler, 2021
- Melvin Gordon, 2018
- Antonio Gates, 2018
- 1 (38x) Last: Justin Herbert, 2025

Most, Game

- 2* Ladarius Green, Oct. 25, 2015 vs. Oakland
- 1 (47x) Last: Justin Herbert, Sept. 28, 2025 at NYG

FIELD GOALS

Most Seasons Leading League

- 1 Nate Kaeding, 2009
- John Carney, 1994

Most, Career

- 261 John Carney, 1990-2000
- 180 Nate Kaeding, 2004-12
- 146 Rolf Benirschke, 1977-86

Most, Season

- 39 Cameron Dicker, 2024
- 34 Nick Novak, 2013
- John Carney, 1994
- 32 Nate Kaeding, 2009

Most, Game

- 6 (3x) Last: G.Davis, Oct. 5, 1997 at Oakland
- 5 (13x) Last: C.Dicker, Oct. 21, 2024 at Arizona
- 4 (41x) Last: C.Dicker, Jan. 5, 2025 at Las Vegas

Most, Game, No Misses

- 6 (3x) Last: G.Davis, Oct. 5, 1997 at Oakland
- 5 (12x) Last: C.Dicker, Oct. 21, 2024 at Arizona
- 4 (29x) Last: C.Dicker, Dec. 28, 2024 at N.E.

Highest Percentage, Career (min. 100 att.)

- 94.2 Cameron Dicker, 2022-25 (97-of-103)
- 87.0 Nate Kaeding, 2004-12 (180-of-207)
- 84.6 Nick Novak, 2011-14, '17 (110-of-130)
- 81.6 John Carney, 1990-2000 (261-of-320)

Highest Percentage, Season (min. 15 att.)

- 95.0 Cameron Dicker, 2022 (19-of-20)
- 93.9 Cameron Dicker, 2023 (31-of-33)
- 93.8 Michael Badgley, 2018 (15-of-16)

Most Consecutive

- 32 Nick Novak, 2013-14
- 29 John Carney, 1992-93
- 22 Nate Kaeding, 2009-10

Most Attempts, Career

- 320 John Carney, 1990-2000
- 208 Rolf Benirschke, 1977-86
- 207 Nate Kaeding, 2004-12

Most Attempts, Season

- 42 Cameron Dicker, 2024
- 40 John Carney, 1993
- 39 Michael Badgley, 2020

Most Attempts, Game

- 7 Dick Van Raaphorst, Oct. 8, 1966 at N.Y. Jets
- 6 (6x) Last: Steve Christie, Dec. 1, 2002 vs. Den.
- 5 (28x) Last: C.Dicker, Jan. 5, 2025 at Las Vegas

Longest

- 59 Cameron Dicker, Oct. 21, 2024 at Arizona
- Michael Badgley, Dec. 9, 2018 vs. Cincinnati
- 57 Cameron Dicker, Dec. 19, 2024 vs. Denver
- Nate Kaeding, Dec. 21, 2008 at Tampa Bay
- 55 Cameron Dicker, Nov. 6, 2023 at N.Y. Jets
- Cameron Dicker, Oct. 22, 2023 at Kansas City
- Nate Kaeding, Nov. 29, 2009 vs. Kansas City

RUSHING YARDS

Most Seasons Leading League

- 2 LaDainian Tomlinson, 2006, 2007
- 1 Dick Post, 1968
Paul Lowe, 1965

Most, Career

- 12,490 LaDainian Tomlinson, 2001-09
- 4,972 Paul Lowe, 1960-68
- 4,355 Austin Ekeler, 2017-23

Most, Season

- 1,815 LaDainian Tomlinson, 2006
- 1,683 LaDainian Tomlinson, 2002
- 1,645 LaDainian Tomlinson, 2003

Most, Game

- 243 LaDainian Tomlinson, Dec. 28, 2003 vs. Oak.
- 220 LaDainian Tomlinson, Dec. 1, 2002 vs. Denver
- 217 LaDainian Tomlinson, Sept. 29, 2002 vs. N.E.
Gary Anderson, Dec. 18, 1988 vs. Kansas City

Most Games 100 Yards or More, Career

- 46 LaDainian Tomlinson, 2001-09
- 15 Natrone Means, 1993-99
Paul Lowe, 1960-68
- 12 Ryan Mathews, 2010-14

Most Games 100 Yards or More, Season

- 10 LaDainian Tomlinson, 2006
- 7 LaDainian Tomlinson, 2002
Don Woods, 1974
- 6 Ryan Mathews, 2013
LaDainian Tomlinson, 2007
LaDainian Tomlinson, 2004
LaDainian Tomlinson, 2003
Natrone Means, 1994

Most Consecutive Games, 100 Yards or More

- 9 LaDainian Tomlinson, 2006
- 5 Natrone Means, 1994
- 4 LaDainian Tomlinson, 2007

Most Games 200 Yards or More, Career

- 4 LaDainian Tomlinson, 2001-09
- 1 Gary Anderson, 1985-88

Longest Run

- 87t Melvin Gordon, Oct. 29, 2017 at New England
Paul Lowe, Sept. 10, 1961 at Dallas Texans
- 86t Keith Lincoln, Sept. 30, 1962 at Oakland
- 85t LaDainian Tomlinson, Dec. 17, 2006 vs. K.C.

RUSHING TOUCHDOWNS

Most Seasons Leading League

- 3 LaDainian Tomlinson, 2004, 2006, 2007
- 1 Chuck Muncie, 1981
Paul Lowe, 1961, 1965

Most, Career

- 138 LaDainian Tomlinson, 2001-09
- 43 Chuck Muncie, 1980-84
- 39 Austin Ekeler, 2017-23

Most, Season

- 28* LaDainian Tomlinson, 2006
- 19 Chuck Muncie, 1981
- 18 LaDainian Tomlinson, 2005

Most, Game

- 4 LaDainian Tomlinson, Oct. 14, 2007 vs. Oak.
LaDainian Tomlinson, Nov. 12, 2006 at Cin.
LaDainian Tomlinson, Oct. 15, 2006 at S.F.
Chuck Muncie, Nov. 29, 1981 vs. Denver
Clarence Williams, Sept. 16, 1979 vs. Buffalo
- 3 (22x), Last: M.Gordon, Oct. 15, 2018 at Cle.
- 2 (127x), Last: G.Edwards, Dec. 19, 2024 vs. Den.

Most Consecutive Games

- 18* LaDainian Tomlinson, 2004-05
- 9 Natrone Means, 1993-94
- 8 LaDainian Tomlinson, 2006

RUSHING AVERAGE

Most Seasons Leading League (min. 100 att.)

- 2 Paul Lowe, 1960, 1965
- 1 Dickie Post, 1968
Brad Hubbard, 1967
Keith Lincoln, 1963

Highest, Career (minimum 500 att.)

- 4.90 Paul Lowe, 1960-68
- 4.71 Keith Lincoln, 1961-66, '68
- 4.43 Dickie Post, 1967-70

Highest, Season (minimum 100 att.)

- 6.45 Keith Lincoln, 1963
- 6.29 Paul Lowe, 1960
- 5.71 Paul Lowe, 1963

Highest, Game (minimum 10 att.)

- 14.7 Michael Turner, Oct. 7, 2007 at Denver
- 13.8 Keith Lincoln, Sept. 30, 1962 at Oakland
- 13.5 J.K. Dobbins, Sept. 8, 2024 vs. Las Vegas

RUSHING ATTEMPTS

Most, Career

- 2,880 LaDainian Tomlinson, 2001-09
- 1,059 Melvin Gordon, 2015-19
- 1,031 Marion Butts, 1989-93

Most, Season

- 372 LaDainian Tomlinson, 2002
- 348 LaDainian Tomlinson, 2006
- 343 Natrone Means, 1994

Most, Game

- 39 LaDainian Tomlinson, Oct. 20, 2002 at Oak.
Marion Butts, Dec. 17, 1989 at Kansas City
- 37 (3x) Last: L.Tomlinson, Nov. 21, 2004 at Oak.
- 36 LaDainian Tomlinson, Sept. 9, 2001 vs. Was.
Gary Brown, Oct. 5, 1997 at Oakland

PASSING ATTEMPTS

Most Seasons Leading League

- 2 Dan Fouts, 1980, 1981
John Hadl, 1968, 1971
- 1 Philip Rivers, 2015

Most, Career

- 7,591 Philip Rivers, 2004-19
- 5,604 Dan Fouts, 1973-87
- 3,640 John Hadl, 1962-72

Most, Season

- 699 Justin Herbert, 2022
- 672 Justin Herbert, 2021
- 661 Philip Rivers, 2015

Most, Game

- 65 Philip Rivers, Oct. 18, 2015 at Green Bay
- 64 Justin Herbert, Jan. 9, 2022 at Las Vegas (OT)
- 58 Philip Rivers, Oct. 25, 2015 vs. Oakland
Mark Herrmann, Dec. 22, 1985 at K.C.

PASS COMPLETIONS

Most Seasons Leading League

- 2 Dan Fouts, 1980, 1981
John Hadl, 1968, 1971
- 1 Philip Rivers, 2015

Most, Career

- 4,908 Philip Rivers, 2004-19
- 3,297 Dan Fouts, 1973-87
- 2,040 Justin Herbert, 2020-25

Most, Season

- 477 Justin Herbert, 2022
- 443 Justin Herbert, 2021
- 437 Philip Rivers, 2015

Most, Game

- 43 Philip Rivers, Oct. 18, 2015 at Green Bay
- 40 Justin Herbert, Sept. 24, 2023 at Minnesota
- 39 Justin Herbert, Dec. 11, 2022 vs. Miami

Most Consecutive

- 25* Philip Rivers, Nov. 25, 2018 vs. Arizona
- 22 Philip Rivers, Sept. 13, 2015 vs. Detroit –
Sept. 20, 2015 at Cincinnati
- 20 Philip Rivers, Sept. 13, 2015 vs. Detroit

COMPLETION PERCENTAGE

Most Seasons Leading League (min. 140 att.)

- 1 Philip Rivers, 2013
Mark Herrmann, 1985
Dan Fouts, 1979
Tobin Rote, 1963

Highest, Career (minimum 500 att.)

- 66.3 Justin Herbert, 2020-25
- 64.7 Philip Rivers, 2004-19
- 62.2 Drew Brees, 2001-05

Highest, Season (minimum 140 att.)

- 69.5 Philip Rivers, 2013
- 68.2 Justin Herbert, 2022
- 68.3 Philip Rivers, 2018

Highest, Game (minimum 20 att.)

- 96.6 Philip Rivers, Nov. 25, 2018 vs. Ari. (28-of-29)
- 90.0 Philip Rivers, Nov. 1, 2012 vs. K.C. (18-of-20)
- 88.0 Drew Brees, Oct. 31, 2004 vs. Oak. (22-of-25)

PASSING YARDS

Most Seasons Leading League

- 4 Dan Fouts, 1979, 1980, 1981, 1982
- 3 John Hadl, 1965, 1968, 1971
- 1 Philip Rivers, 2010

Most, Career

- 59,271 Philip Rivers, 2004-19
- 43,040 Dan Fouts, 1973-87
- 26,938 John Hadl, 1962-72

Most, Season

- 5,014 Justin Herbert, 2021
- 4,802 Dan Fouts, 1981
- 4,792 Philip Rivers, 2015

Most, Game

- 503 Philip Rivers, Oct. 18, 2015 at Green Bay
- 455 Philip Rivers, Sept. 26, 2010 at Seattle
- 444 Dan Fouts, Dec. 11, 1982 at San Francisco
Dan Fouts, Oct. 19, 1980 vs. N.Y. Giants

Most Games 300 Yards or More, Career

- 70 Philip Rivers, 2004-19
- 51 Dan Fouts, 1973-87
- 29 Justin Herbert, 2020-25

Most Games 300 Yards or More, Season

- 9 Justin Herbert, 2021
- 8 Justin Herbert, 2020
Philip Rivers, 2015, 2019
Dan Fouts, 1980
- 7 Dan Fouts, 1981, 1985

Most Consecutive Games, 300 Yards or More

- 5 Philip Rivers, 2015
- 4 Dan Fouts, 1979, 1980-81
- 3 Justin Herbert, 2020-21, 2021, 2022
Philip Rivers, 2010-11, 2016, 2017
Dan Fouts, 1980, 1985
John Hadl, 1967

Most Games 400 Yards or More, Career

- 11 Philip Rivers, 2004-19
- 6 Dan Fouts, 1973-87
- 1 Justin Herbert, 2020-25
Jim Harbaugh, 1999-2000

Longest Completion

- 99t* Stan Humphries, Sept. 18, 1994 at Seattle
- 91t Jack Kemp, Nov. 12, 1961 at Denver
- 88t Ed Luther, Dec. 3, 1984 vs. Chicago

TOUCHDOWN PASSES

Most Seasons Leading League

- 2 Dan Fouts, 1981, 1982
John Hadl, 1968, 1971
- 1 Philip Rivers, 2008

Most, Career

- 397 Philip Rivers, 2004-19
- 254 Dan Fouts, 1973-87
- 201 John Hadl, 1962-72

Most, Season

- 38 Justin Herbert, 2021
- 34 Philip Rivers, 2008
- 33 Philip Rivers, 2016
Dan Fouts, 1981

Most, Game

- 6 Dan Fouts, Nov. 22, 1981 at Oakland
- 5 (4x), Last: Drew Brees, Oct. 31, 2004 vs. Oak.
- 4 (32x), Last: J.Herbert, Nov. 12, 2023 vs. Det.

Most Consecutive Games

- 28 Philip Rivers, 2012-14
- 27 Philip Rivers, 2017-18
- 26 Justin Herbert, 2020-23

INTERCEPTIONS THROWN

Most Seasons Leading League (Fewest INT, min. 300 att.)

- 1 Justin Herbert, 2024
Drew Brees, 2004

Most, Career

- 242 Dan Fouts, 1973-87
- 211 John Hadl, 1962-72
- 198 Philip Rivers, 2004-19

Most, Season

- 32 John Hadl, 1968
- 26 John Hadl, 1972
- 25 John Hadl, 1971
Jack Kemp, 1960

Most, Game

- 6 Ed Luther, Oct. 31, 1983 vs. Washington
John Hadl, Dec. 8, 1968 vs. Kansas City
- 5 (9x), Last: C.Wheilihan, Dec. 13, 1998 at Sea.
- 4 (33x), Last: P.Rivers, Nov. 18, 2019 vs. K.C.

Fewest, Season (minimum 150 att.)

- 1 Easton Stick, 2023 (174 att.)
- 3 Justin Herbert, 2024 (504 att.)
Ed Luther, 1984 (151 att.)
- 4 Doug Flutie, 2003 (167 att.)
John Friesz, 1993 (238 att.)

Most Consecutive Attempts, None Intercepted

- 357 Justin Herbert, Sept. 15, 2024-Dec. 15, 2024
- 233 Justin Herbert, Dec. 26, 2022-Oct. 1, 2023
- 194 Drew Brees, Oct. 17-Dec. 5, 2004

Lowest Percentage, Season (minimum 150 att.)

- 0.6 Justin Herbert, 2024
Easton Stick, 2023
- 1.4 Justin Herbert, 2022
- 1.5 Justin Herbert, 2023

PASSER RATING

Most Seasons Leading League (min. 300 att.)

- 1 Philip Rivers, 2008

Highest, Career (minimum 500 att.)

- 96.5 Justin Herbert, 2020-25
- 95.1 Philip Rivers, 2004-19
- 84.9 Drew Brees, 2001-05

Highest, Season (minimum 300 att.)

- 105.5 Philip Rivers, 2008, 2013, 2018
- 104.8 Drew Brees, 2004
- 104.4 Philip Rivers, 2009

Highest, Game (minimum 20 att.)

- 157.1 Dan Fouts, Sept. 7, 1981 at Cleveland
- 154.4 Philip Rivers, Dec. 8, 2019 at Jacksonville
- 153.1 Drew Brees, Oct. 31, 2004 vs. Oakland

RECEIVING YARDS

Most Seasons Leading League

- 3 Lance Alworth, 1965, 1966, 1968
- 1 Wes Chandler, 1982
John Jefferson, 1980

Most, Career

- 11,841 Antonio Gates, 2003-18
- 10,761 Keenan Allen, 2013-23, '25
- 9,584 Lance Alworth, 1962-70

Most, Season

- 1,602 Lance Alworth, 1965
- 1,393 Keenan Allen, 2017
- 1,383 Lance Alworth, 1966

Most, Game

- 260 Wes Chandler, Dec. 20, 1982 vs. Cincinnati
- 243 Wes Chandler, Sept. 15, 1985 vs. Seattle
- 232 Lance Alworth, Oct. 20, 1963 at Kansas City

Most Games 100 Yards or More, Career

- 41 Lance Alworth, 1962-70
- 38 Keenan Allen, 2013-23, 25
- 24 Kellen Winslow, 1979-87

Most Games 100 Yards or More, Season

- 9 Lance Alworth, 1965
- 8 Lance Alworth, 1966
- 7 Keenan Allen, 2017
John Jefferson, 1980

Most Consecutive Games, 100 Yards or More

- 5 Lance Alworth, 1966
- 4 Keenan Allen, 2017
Wes Chandler, 1982
John Jefferson, 1979-80
Charlie Joiner, 1976
Lance Alworth, 1968
Lance Alworth, 1965
- 3 Keenan Allen, 2023
Kellen Winslow, 1982
Kellen Winslow, 1980
John Jefferson, 1980
John Jefferson, 1979
Gary Garrison, 1971
Lance Alworth, 1967
Lance Alworth, 1965
Lance Alworth, 1964

Most Games 200 Yards or More, Career

- 5* Lance Alworth, 1962-70
- 2 Wes Chandler, 1981-87
- 1 Keenan Allen, 2013-23, '25
Malcom Floyd, 2004-15

Longest Reception

- 99t* Tony Martin, Sept. 18, 1994 at Seattle
- 91t Keith Lincoln, Nov. 12, 1961 at Denver
- 88t Bobby Duckworth, Dec. 3, 1984 at Chicago

RECEIVING AVERAGE

Most Seasons Leading League (min. 35 rec.)

- 1 Mike Williams, 2019
Malcom Floyd, 2011
Wes Chandler, 1982
Gary Garrison, 1970
Lance Alworth, 1965

Average per Catch, Career (minimum 250 rec.)

- 19.4 Lance Alworth, 1962-70
- 18.6 Gary Garrison, 1966-76
- 17.5 Vincent Jackson, 2005-11

Average per Catch, Season (minimum 35 rec.)

- 23.2 Lance Alworth, 1965
- 22.9 Gary Garrison, 1970
- 21.2 Gary Garrison, 1968, 1971

Highest, Game (minimum 5 rec.)

- 36.0 Lance Alworth, Nov. 2, 1963 at New York Jets
- 33.6 Lance Alworth, Nov. 15, 1964 at Kansas City
- 32.0 Lance Alworth, Dec. 19, 1965 vs. Oakland

RECEPTIONS

Most Seasons Leading League

- 3 Lance Alworth, 1966, 1968, 1969
- 2 Kellen Winslow, 1980, 1981

Most, Career

- 955 Antonio Gates, 2003-18
- 928 Keenan Allen, 2013-23, '25
- 586 Charlie Joiner, 1976-86

Most, Season

- 108 Keenan Allen, 2023
- 107 Austin Ekeler, 2022
- 106 Keenan Allen, 2021

Most, Game

- 18 Keenan Allen, Sept. 24, 2023 at Minnesota
- 16 Keenan Allen, Nov. 22, 2020 vs. N.Y. Jets
- 15 Austin Ekeler, Oct. 6, 2019 vs. Denver
Keenan Allen, Sept. 13, 2015 vs. Detroit
Kellen Winslow, Oct. 7, 1984 at Green Bay

Most Consecutive Games With a Catch

- 96 Lance Alworth, 1962-69
- 80 Antonio Gates, 2003-08
- 78 Charlie Joiner, 1978-84

RECEIVING TOUCHDOWNS

Most Seasons Leading League

- 3 Lance Alworth, 1964, 1965, 1966
- 2 John Jefferson, 1978, 1980
- 1 Tony Martin, 1996
Wes Chandler, 1982

Most, Career

- 116 Antonio Gates, 2003-18
- 81 Lance Alworth, 1962-70
- 62 Keenan Allen, 2013-23, '25

Most, Season

- 14 Tony Martin, 1996
Lance Alworth, 1965
- 13 Antonio Gates, 2004
John Jefferson, 1978, 1980
Lance Alworth, 1964, 1966
- 12 Antonio Gates, 2014
Gary Garrison, 1970

Most, Game

- 5* Kellen Winslow, Nov. 22, 1981 at Oakland
- 4 Lance Alworth, Dec. 1, 1968 at Denver
- 3 (14x) Last: D.Woodhead, Dec. 20, 2015 vs. Mia.

Most Consecutive Games

- 9 Antonio Gates, 2009-10
Lance Alworth, 1963
- 7 Lance Alworth, 1967
- 6 John Jefferson, 1980
Lance Alworth, 1964

SCRIMMAGE YARDS

Most Seasons Leading League

- Lance Alworth, 1965, 1968
- LaDainian Tomlinson, 2003

Most, Career

- 16,445 LaDainian Tomlinson, 2001-09
11,841 Antonio Gates, 2003-18
10,874 Keenan Allen, 2013-23, '25

Most, Season

- 2,370 LaDainian Tomlinson, 2003
2,323 LaDainian Tomlinson, 2006
2,172 LaDainian Tomlinson, 2002

Most, Game

- 271 LaDainian Tomlinson, Dec. 1, 2002 vs. Den.
261 Melvin Gordon, Nov. 6, 2016 vs. Tennessee
260 LaDainian Tomlinson, Dec. 28, 2003 vs. Oak.
Wes Chandler, Dec. 20, 1982 vs. Cincinnati

Most Games 100 Yards or More, Career

- 79 LaDainian Tomlinson, 2001-09
44 Lance Alworth, 1962-70
39 Keenan Allen, 2013-23, '25

Most Games 100 Yards or More, Season

- 14 LaDainian Tomlinson, 2006
11 LaDainian Tomlinson, 2003
10 Ryan Mathews, 2011
LaDainian Tomlinson, 2004
LaDainian Tomlinson, 2002

Most Consecutive Games, 100 Yards or More

- 11 LaDainian Tomlinson, 2006
6 Melvin Gordon, 2018
Ryan Mathews, 2011
LaDainian Tomlinson, 2007
LaDainian Tomlinson, 2004
5 Natrone Means, 1994
Lydell Mitchell, 1978

Most Games 200 Yards or More, Career

- 12 LaDainian Tomlinson, 2001-09
5 Lance Alworth, 1962-70
2 Lionel James, 1984-88
Wes Chandler, 1981-87

INTERCEPTIONS

Most Seasons Leading League

- Casey Hayward, 2016
- Eric Weddle, 2011
- Antonio Cromartie, 2007

Most, Career

- 42 Gill Byrd, 1983-92
29 Dick Harris, 1960-65
26 Rodney Harrison, 1994-2002

Most, Season

- 10 Antonio Cromartie, 2007
9 Charlie McNeil, 1961
8 (4x) Last: Ryan McNeil, 2001

Most, Game

- 3 Antonio Cromartie, Nov. 11, 2007 vs. Ind.
Dwayne Harper, Nov. 27, 1995 vs. Oakland
Pete Shaw, Nov. 2, 1980 at Cincinnati
Clarence Duren, Oct. 30, 1977 at Miami
Chris Fletcher, Nov. 30, 1975 at Denver (OT)
Joe Beauchamp, Sept. 24, 1972 vs. Denver
Leslie "Speedy" Duncan, Sept. 25, 1966 at Oak.
Bud Whitehead, Oct. 10, 1965 at Buffalo
Dick Harris, Nov. 17, 1963 at Buffalo
C.McNeil, Sept. 24, 1961 vs. Houston Oilers
C.McNeil, Dec. 18, 1960 vs. Titans of N.Y.
2 (87x) Last: Tarheeb Still, Dec. 1, 2024 at Atl.

Most Consecutive Games

- 5 Charlie McNeil, 1961
4 Greg Jackson, 1998
Gill Byrd, 1989
Mike Fuller, 1977
Bryant Salter, 1972
3 (18x) Last: Stephen Cooper, 2008

INTERCEPTION RETURN YARDS

Most Seasons Leading League

- Vencie Glenn, 1987
- Charlie McNeil, 1961

Most, Career

- 546 Gill Byrd, 1983-92
502 Charlie McNeil, 1960-64
477 Kenny Graham, 1964-69

Most, Season

- 349 Charlie McNeil, 1961
224 Stanley Richard, 1994
166 Vencie Glenn, 1987

Most, Game

- 177* Charlie McNeil, Sept. 24, 1961 vs. Hou. Oilers
106 Woodrow Lowe, Nov. 18, 1979 vs. Pittsburgh
103 Vencie Glenn, Nov. 29, 1987 vs. Denver

Longest Return

- 103t Vencie Glenn, Nov. 29, 1987 vs. Denver
102t Donald Frank, Oct. 31, 1993 at L.A. Raiders
100t Leslie "Speedy" Duncan, Oct. 15, 1967 vs. K.C.

INTERCEPTION TOUCHDOWNS

Most Seasons Leading League

- Clinton Hart, 2005
- Jeffery Dale, 1985
- John Hendy, 1985
- Gill Byrd, 1984
- Woodrow Lowe, 1979
- Fred Dean, 1977
- Leroy Jones, 1977
- Kenny Graham, 1969
- Joe Beauchamp, 1968
- Earl Faison, 1964
- Henry Schmidt, 1964
- Claude Gibson, 1962
- Dick Harris, 1961

Most, Career

- 5 Kenny Graham, 1964-69
Dick Harris, 1960-65
4 Woodrow Lowe, 1976-86
3 Eric Weddle, 2007-15
Joe Beauchamp, 1966-75

Most, Season

- 3 Dick Harris, 1961
2 (9x) Last: Demorrio Williams, 2012
1 (78x) Last: Tarheeb Still, 2024

Most, Game

- 1 (99x) Last: Tarheeb Still, Dec. 1, 2024 at Atl.

SACKS

Most Seasons Leading League

- Shawne Merriman, 2006

Most, Career

- 105.5 Leslie O'Neal, 1986-95
72.0 Joey Bosa, 2016-24
69.5 Shaun Phillips, 2004-12

Most, Season

- 17.5 Gary Johnson, 1980
17.0 Khalil Mack, 2023
Shawne Merriman, 2006
Leslie O'Neal, 1992
Steve DeLong, 1969
15.5 Fred Dean, 1978

Most, Game (since 1982)

- 6.0 Khalil Mack, Oct. 1, 2023 vs. Las Vegas
5.0 Leslie O'Neal, Nov. 16, 1986 vs. Dallas
4.0 Tuli Tuipulotu, Sept. 28, 2025 at N.Y. Giants
Antwan Barnes, Dec. 18, 2011 vs. Baltimore
Shaun Phillips, Oct. 3, 2010 vs. Arizona
Leslie O'Neal, Oct. 22, 1995 at Seattle
Leslie O'Neal, Dec. 6, 1992 at Phoenix
Leslie O'Neal, Dec. 22, 1991 vs. Denver

PUNTS

Most Seasons Leading League

- Paul Maguire, 1962

Most, Career

- 771 Darren Bennett, 1995-2003
756 Mike Scifres, 2003-15
519 Dennis Pardee, 1968-75

Most, Season

- 95 Darren Bennett, 1998
92 Darren Bennett, 2000
89 Darren Bennett, 1997, 1999

Most, Game

- 11 (5x), Last: D.Bennett, Oct. 11, 1998 at Oak.
10 (10x) Last: D.Kaser, Nov. 12, 2017 at Jax.
9 (14x), Last: D.Kaser, Dec. 24, 2017 at N.Y. Jets

PUNT YARDS

Most Seasons Leading League

- Paul Maguire, 1962

Most, Career

- 34,152 Mike Scifres, 2003-15
33,776 Darren Bennett, 1995-2003
21,417 Dennis Pardee, 1968-75

Most, Season

- 4,248 Darren Bennett, 2000
4,174 Darren Bennett, 1998
3,972 Darren Bennett, 1997

Most, Game

- 522 Darren Bennett, Oct. 11, 1998 at Oakland
493 Mike Scifres, Nov. 18, 2012 at Denver
492 Dennis Pardee, Nov. 10, 1974 at Kansas City

Longest Punt

- 83 JK Scott, Dec. 10, 2023 vs. Denver
82 Paul Maguire, Nov. 19, 1961 vs. Dallas Texans
73 Dennis Pardee, Oct. 17, 1971 at Denver

PUNTING AVERAGE

Most Seasons Leading League (min. 50 punts)

- Darren Bennett, 2000

Highest, Career (minimum 100 punts)

- 47.4 Drew Kaser, 2016-18
46.5 Ty Long, 2019-21
45.9 JK Scott, 2022-25
45.2 Mike Scifres, 2003-15

Highest, Season (minimum 50 punts)

- 48.3 Mike Scifres, 2012
48.1 Drew Kaser, 2017
46.8 Ty Long, 2020

Highest, Game (minimum 4 punts)

- 59.5 Mike Scifres, Oct. 17, 2010 at St. Louis
Darren Bennett, Oct. 1, 1995 at Pittsburgh
57.4 JK Scott, Dec. 10, 2023 vs. Denver
57.3 JK Scott, Oct. 27, 2024 vs. New Orleans

PUNT RETURN YARDS

Most Seasons Leading League

- Leslie "Speedy" Duncan, 1965

Most, Career

- 2,388 Eric Fuller, 1975-80
1,651 Leslie "Speedy" Duncan, 1964-70
1,407 Darrien Gordon, 1993-96

Most, Season

- 537 Darrien Gordon, 1996
489 Eric Metcalf, 1997
475 Darrien Gordon, 1994

Most, Game

- 168 Eric Metcalf, Nov. 2, 1997 at Cincinnati
136 Mike Fuller, Nov. 21, 1976 at Buffalo
133 Andre Coleman, Sept. 17, 1995 at Philadelphia

Longest Return

- 95t Leslie "Speedy" Duncan, Nov. 24, 1968 vs. NYJ
90t Darrien Gordon, Sept. 25, 1994 at L.A. Raiders
88t Andre Coleman, Sept. 17, 1995 at Philadelphia
Mike Fuller, Oct. 9, 1977 at New Orleans

PUNT RETURN AVERAGE

Most Seasons Leading League (min. 20 ret.)

- 1 Derius Davis, 2023
- Ron Smith, 1973
- Leslie "Speedy" Duncan, 1965

Highest, Career (minimum 50 ret.)

- 13.7 Darrien Gordon, 1993-96
- 12.0 Leslie "Speedy" Duncan, 1964-70
- 11.3 Mike Fuller, 1975-80

Highest, Season (minimum 20 ret.)

- 16.0 Derius Davis, 2023
- 15.5 Leslie "Speedy" Duncan, 1965
- 14.9 Darrien Gordon, 1996

PUNT RETURN TOUCHDOWNS

Most Seasons Leading League

- 2 Leslie "Speedy" Duncan, 1965, 1966
- 1 Derius Davis, 2023
- Desmond King, 2018
- Eric Metcalf, 1997
- Andre Coleman, 1995
- Darrien Gordon, 1994
- Nate Lewis, 1990
- Kitrick Taylor, 1990
- Ron Smith, 1973

Most, Career

- 4 Leslie "Speedy" Duncan, 1964-70
- 3 Eric Metcalf, 1997
- Darrien Gordon, 1993-96
- 2 (5x) Last: Desmond King, 2017-19

Most, Season

- 3 Eric Metcalf, 1997
- 2 (3x) Last: Darrien Gordon, 1994
- 1 (20x) Last: Derius Davis, 2023

Most, Game

- 2* Eric Metcalf, Nov. 2, 1997 at Cincinnati
- 1 (26x) Last: Derius Davis, Nov. 6, 2023 at NYJ

PUNT RETURNS

Most, Career

- 212 Mike Fuller, 1975-80
- 138 Leslie "Speedy" Duncan, 1964-70
- 124 Lionel James, 1984-88

Most, Season

- 46 Mike Fuller, 1979
- 45 Eric Metcalf, 1997
- 39 Mike Fuller, 1978

Most, Game

- 8 (4x) Last: Leon Johnson, Dec. 7, 2003 at Det.
- 7 (4x) Last: M.Fuller, Dec. 17, 1978 at Hou. Oilers
- 6 (9x) Last: J.Herndon, Dec. 20, 2015 vs. Mia.

Most Fair Catches, Season

- 29 Derius Davis, 2023
- 25 Travis Benjamin, 2017
- 24 Kenny Graham, 1969

Most Fair Catches, Game

- 6 Derius Davis, Dec. 10, 2023 vs. Denver
- Phil McConkey, Dec. 17, 1989 at Kansas City
- 5 Travis Benjamin, Oct. 22, 2017 vs. Denver
- Jeff Graham, Sept. 3, 2000 at Oakland
- Kenny Graham, Oct. 4, 1969 vs. Cincinnati

KICKOFF RETURN YARDS

Most Seasons Leading League

- 1 Ronney Jenkins, 2001
- Lionel James, 1984
- James Brooks, 1982

Most, Career

- 6,469 Darren Sproles, 2005-10
- 3,997 Ronney Jenkins, 2000-02
- 3,914 Andre Coleman, 1994-96

Most, Season

- 1,541 Ronney Jenkins, 2001
- 1,531 Ronney Jenkins, 2000
- 1,528 Darren Sproles, 2005

Most, Game

- 250 Ronney Jenkins, Nov. 18, 2001 at Oakland
- 221 Ronney Jenkins, Sept. 10, 2000 vs. N.O.
- 215 Richard Goodman, Jan. 1, 2012 at Oakland

Longest Return

- 105t Richard Goodman, Jan. 1, 2012 at Oakland
- 103t Darren Sproles, Sept. 14, 2008 at Denver
- Keith Lincoln, Sept. 16, 1962 vs. Titans of N.Y.
- 101t Andre Roberts, Jan. 2, 2022 vs. Denver

KICKOFF RETURN AVERAGE

Most Seasons Leading League (min. 10 ret.)

- 1 Jimmy Warren, 1964

Highest, Career (minimum 75 ret.)

- 25.3 Leslie "Speedy" Duncan, 1964-70
- 25.1 Darren Sproles, 2005-10
- 24.2 Ronney Jenkins, 2000-02

Highest, Season (minimum 10 ret.)

- 32.8 Andre Roberts, 2021
- 29.7 Antonio Cromartie, 2006
- 28.9 Nasir Adderley, 2020

KICKOFF RETURN TOUCHDOWNS

Most Seasons Leading League

- 2 Anthony Miller, 1988, 1989
- 1 Richard Goodman, 2011
- Ronney Jenkins, 2001
- Andre Coleman, 1995
- Nate Lewis, 1991
- Jamie Holland, 1988
- Keith Lincoln, 1962

Most, Career

- 4 Andre Coleman, 1994-96
- 3 Ronney Jenkins, 2000-02
- 2 Darren Sproles, 2005-10
- Anthony Miller, 1988-93

Most, Season

- 2 Ronney Jenkins, 2001
- Andre Coleman, 1995
- Andre Coleman, 1994
- 1 (14x) Last: Andre Roberts, 2021

Most, Game

- 1 (20x) Last: A.Roberts, Jan. 2, 2022 vs. Den.

KICKOFF RETURNS

Most Seasons Leading League

- 1 Lionel James, 1984
- James Brooks, 1982

Most, Career

- 258 Darren Sproles, 2005-10
- 166 Andre Coleman, 1994-96
- 165 Ronney Jenkins, 2000-02

Most, Season

- 67 Ronney Jenkins, 2000
- 63 Darren Sproles, 2005
- 62 Andre Coleman, 1995

Most, Game

- 8 (5x) Last: Darren Sproles, Oct. 26, 2008 at N.O. in London
- 7 (14x) Last: D.Davis, Dec. 15, 2024 vs. T.B.
- 6 (36x) Last: R.Goodman, Jan. 1, 2012 at Oak.

COMBINED KICK & PUNT RETURN YARDS

Most Seasons Leading League

- 1 James Brooks, 1982
- Leslie "Speedy" Duncan, 1965

Most, Career

- 7,404 Darren Sproles, 2005-10
- 5,037 Leslie "Speedy" Duncan, 1964-70
- 4,240 Andre Coleman, 1994-96

Most, Season

- 1,737 Andre Coleman, 1995
- 1,636 Darren Sproles, 2005
- 1,625 Darren Sproles, 2008

COMBINED KICK & PUNT RETURNS

Most Seasons Leading League

- 1 Leslie "Speedy" Duncan, 1965

Most, Career

- 372 Darren Sproles, 2005-10
- 289 Mike Fuller, 1975-80
- 272 Leslie "Speedy" Duncan, 1964-70

Most, Season

- 90 Andre Coleman, 1995
- 81 Darren Sproles, 2005
- 80 Darren Sproles, 2009

SERVICE

Most Seasons

- 17 David Binn, 1994-2010
- 16 Philip Rivers, 2004-19
- Antonio Gates, 2003-18
- 15 Dan Fouts, 1973-87
- Russ Washington, 1968-82
- 14 Don Macek, 1976-89
- Doug Wilkerson, 1971-84

Most Games

- 256 David Binn, 1994-2010
- 236 Antonio Gates, 2003-18
- 228 Philip Rivers, 2004-19
- 200 Junior Seau, 1990-2002
- Russ Washington, 1968-82

Most Consecutive Games

- 225 Philip Rivers, 2005-19
- 179 David Binn, 1994-10
- 178 Russ Washington, 1968-80

Most Consecutive Starts

- 224 Philip Rivers, 2006-19
- 148 Russ Washington, 1970-80
- 140 Walt Sweeney, 1964-73

TEAM RECORDS

*NFL Record | †strike-shortened 1982 season

GAMES WON

Most, Season

- 14 2006
- 13 2009
- 12 1961, 1979, 2004, 2018

Fewest, Season

- 1 2000
- 2 1973, 1975
- 4 1962, 1972, 1986, 1991, 1997, 2003, 2015

Most Consecutive

- 15 Nov. 27, 1960-Dec. 3, 1961
- 11 (3x) Last: Oct. 25, 2009-Jan. 3, 2010
- 8 (7x) Last: Oct. 25, 2004-Dec. 13, 2004

Most Consecutive at Home

- 10 Nov. 5, 1978-Nov. 25, 1979
- 9 (3x) Last: Sept. 17, 2006-Sept. 9, 2007
- 8 (4x) Last: Sept. 17, 2006-Dec. 31, 2006

Most Consecutive on Road

- 11 Oct. 2, 1960-Nov. 12, 1961
- 6 (4x) Last: Oct. 14, 2018 -Dec. 30, 2018
- 5 (5x) Last: Oct. 14, 2018 -Dec. 13, 2018

Most Consecutive at Start of Season

- 11 1961
- 6 1994
- 4 1966, 1980, 2002

GAMES LOST

Most, Season

- 15 2000
- 12 1975, 1986, 1991, 1997, 2003, 2015, 2023
- 11 1973, 1998, 2001, 2016, 2019

Fewest, Season

- 2 1961, 1965, 2006
- 3 2009, 1963, 1982†
- 4 1960, 1979, 2004, 2018

Most Consecutive

- 11 (2x) Last: Sept. 3, 2000-Nov. 19, 2000
- 9 (5x) Last: Dec. 4, 2016-Oct. 1, 2017
- 8 (9x) Last: Dec. 4, 2016-Sept. 24, 2017

Most Consecutive at Home

- 7 Nov. 13, 2016-Oct. 1, 2017
- 6 (2x) Last: Nov. 13, 2016-Sept. 24, 2017
- 5 (11x) Last: Nov. 12, 2023-Jan. 7, 2024

Most Consecutive on Road

- 11 Oct. 6, 1985-Oct. 26, 1986
- 8 (4x) Last: Sept. 3, 2000-Dec. 17, 2000
- 7 (7x) Last: Nov. 10, 2002-Oct. 5, 2003

Most Consecutive on Road w/o Victory (Ties incl.)

- 14 Nov. 22, 1970-Nov. 19, 1972

POINTS

Most Seasons Leading League

- 6 1963, 1965, 1981, 1982, 1985, 2006

Most, Season

- 492 2006
- 478 1981
- 474 2021

Most, Game

- 58 Dec. 22, 1963 vs. Denver
- 55 Nov. 22, 1981 at Oakland
- Oct. 20, 1968 vs. Denver
- 54 Nov. 19, 2017 vs. Buffalo

Most Game, Both Teams

- 98 Dec. 8, 1985 vs. Pittsburgh
- 93 Dec. 18, 1960 vs. Titans of New York
- 90 Nov. 12, 2006 at Cincinnati

Most, Half

- 42 Nov. 12, 2006 at Cincinnati (2nd half)
- 41 Nov. 5, 1961 vs. Titans of N.Y. (2nd half)
- 37 Nov. 19, 2017 vs. Buffalo (1st half)

Most, Quarter

- 28 Nov. 25, 2018 vs. Arizona (2nd quarter)
- Nov. 15, 1964 at K.C. (2nd quarter)
- Nov. 5, 1961 vs. Titans of N.Y. (3rd quarter)
- Sept. 24, 1961 vs. Houston Oilers (2nd quarter)

Most, Quarter, Both Teams

- 41 Nov. 21, 2021 vs. Pittsburgh (4th quarter)
- Oct. 10, 2021 vs. Cleveland (4th quarter)
- 38 Dec. 26, 2021 at Houston (4th quarter)
- Sept. 14, 2008 at Denver (2nd quarter)
- Oct. 19, 1986 at Kansas City (2nd quarter)
- Oct. 6, 1963 at Denver (2nd quarter)
- Oct. 7, 1961 at Boston (2nd quarter)

Fewest, Season

- 188 1973
- 189 1975
- 212 1974

Fewest, Game

- 0 (29x) Last: Dec. 6, 2020 vs. New England

Most Consecutive Games Not Shutout

- 240 Nov. 7, 1999-Nov. 2, 2014
- 114 Oct. 4, 1992-Oct. 24, 1999
- 105 Sept. 7, 1962-Oct. 26, 1969
- 98 Nov. 16, 2014-Nov. 29, 2020

TOUCHDOWNS

Most Seasons Leading League

- 6 1963, 1979, 1981, 1982, 1985, 2006

Most, Season

- 61 1981
- 60 1985
- 59 2006

Most, Game

- 8 Dec. 8, 1985 vs. Pittsburgh
- Nov. 22, 1981 at Oakland
- 7 (9x) Last: Oct. 10, 2021 vs. Cleveland
- 6 (37x) Last: Dec. 8, 2019 at Jacksonville

Fewest, Season

- 22 1973, 1975
- 23 1998
- 25 1977, 1999

POINTS AFTER TOUCHDOWN

Most Seasons Leading League

- 5 1965, 1981, 1982, 1985, 2006

Most, Season

- 58 2006
- 55 1981
- 54 2004

Most, Game

- 7 (7x) Last: Dec. 28, 2008 vs. Denver
- 6 (30x) Last: Dec. 8, 2019 at Jacksonville
- 5 (54x) Last: Nov. 12, 2023 vs. Detroit

Fewest, Season

- 19 1973, 1998
- 20 1975
- 21 1977

TWO-POINT CONVERSIONS

Most Seasons Leading League

- 4 2008, 2010, 2018, 2021

Most, Season

- 7 2021
- 6 2018
- 3 1994, 2024

Most, Game (since 1994)

- 2 Dec. 2, 2018 at Pittsburgh
- Sept. 9, 2018 vs. Kansas City
- Oct. 25, 2015 vs. Oakland
- 1 (43x) Last: Sept. 28, 2025 at N.Y. Giants

Most Attempts, Season

- 11 2021
- 8 2018
- 7 1994

Most Attempts, Game (since 1994)

- 3 Dec. 26, 2021 at Houston
- Sept. 9, 2018 vs. Kansas City
- Sept. 4, 1994 at Denver
- 2 (7x) Last: Dec. 19, 2024 vs. Denver
- 1 (54x) Last: Sept. 28, 2025 at N.Y. Giants

FIELD GOALS

Most Seasons Leading League

- 2 1994, 2009

Most, Season

- 39 2024
- 34 1994, 2013
- 32 2009

Most, Game

- 6 (3x) Last: Oct. 5, 1997 at Oakland
- 5 (13x) Last: Oct. 21, 2024 at Arizona
- 4 (41x) Last: Jan. 5, 2025 at Las Vegas

Most Attempts, Season

- 43 2001
- 42 2024
- 40 1993

Most Attempts, Game

- 7 Oct. 8, 1966 at N.Y. Jets
- 6 (6x) Last: Nov. 19, 2017 vs. Buffalo
- 5 (30x) Last: Jan. 5, 2025 at Las Vegas

Most, Game, Both Teams

- 9 Sept. 29, 1996 vs. Kansas City
- 8 Nov. 3, 1996 at Indianapolis
- Nov. 9, 1975 vs. New England
- 7 (17x) Last: Oct. 17, 2022 vs. Denver (OT)

Most Attempts, Game, Both Teams

- 10 (4x) Last: Dec. 12, 1999 vs. Seattle
- 9 (3x) Last: Dec. 1, 2002 vs. Denver
- 8 (24x) Last: Dec. 31, 2023 at Denver

Fewest Made, Season

- 6 1974
- 10 1976
- 12 1964, 1970, 1973, 1975

Fewest Attempts, Season

- 16 1974
- 19 1970
- 20 1962, 1976, 1988, 2003

FIRST DOWNS

Most Seasons Leading League (Total)

7 1965, 1969, 1980, 1981, 1982, 1983, 1985

Most, Season

401 2021
380 1985
379 1981

Most, Game

35 Oct. 19, 1986 at Kansas City
34 Nov. 18, 1984 vs. Miami (OT)
Dec. 20, 1982 vs. Cincinnati
33 Nov. 21, 2021 vs. Pittsburgh
Sept. 9, 2018 vs. Kansas City
Sept. 15, 2013 at Philadelphia
Oct. 31, 2004 vs. Oakland

Most, Game, Both Teams

62 Sept. 15, 1985 vs. Seattle
60 Sept. 10, 2023 vs. Miami
58 Dec. 29, 2002 vs. Seattle (OT)
Sept. 22, 1985 at Cincinnati
Nov. 18, 1984 vs. Miami (OT)

Fewest, Season

198 1973, 1975
208 1961
217 1962

Fewest, Game

3 Nov. 30, 1975 at Denver (OT)
5 Nov. 16, 2003 at Denver
Oct. 5, 1970 vs. Oakland
6 Dec. 24, 2000 vs. Pittsburgh
Nov. 22, 1987 at Seattle

Most Seasons Leading League (Rushing)

3 1963, 1965, 2006

Most by Rushing, Season

137 2006
131 2004
127 1965, 1981

Most by Rushing, Game

19 Nov. 27, 1960 vs. Oakland
18 Oct. 3, 1965 vs. Houston Oilers
17 (4x) Last: Sept. 10, 2023 vs. Miami

Fewest by Rushing, Game

0 Dec. 5, 2010 vs. Oakland
Nov. 14, 1999 at Oakland
1 (19x) Last: Dec. 15, 2024 vs. Tampa Bay
2 (54x) Last: Oct. 16, 2023 vs. Dallas

Most Seasons Leading League (Passing)

7 1968, 1971, 1980, 1981, 1982, 1983, 1985

Most by Passing, Season

259 1985
256 2021
244 1980

Most by Passing, Game

27 Sept. 15, 1985 vs. Seattle
26 Oct. 18, 2015 at Green Bay
23 Dec. 20, 1982 vs. Cincinnati
Oct. 19, 1980 vs. N.Y. Giants

Fewest by Passing, Season

89 1975
93 1973
110 1961

Fewest by Passing, Game

0 Sept. 20, 1998 at Kansas City
1 Nov. 30, 1975 at Denver (OT)
2 (3x) Last: Nov. 16, 2003 at Denver

Most Seasons Leading League (Penalty)

2 1960, 1970

Most by Penalty, Season

39 2013, 2019
37 2004, 2014
36 2016, 2020

Most by Penalty, Game

7 Oct. 17, 2022 vs. Denver (OT)
Nov. 13, 2016 vs. Tennessee
Nov. 15, 1998 vs. Baltimore
Nov. 30, 1997 vs. Denver
6 (5x) Last: Nov. 30, 2014 at Baltimore
5 (23x) Last: Nov. 21, 2021 vs. Pittsburgh

Fewest by Penalty, Season

11 1975
12 1964
13 1968

NET YARDS GAINED

Most Seasons Leading League

8 1963, 1965, 1980, 1981, 1982, 1983, 1985, 2010

Most, Season

6,744 1981
6,634 2021
6,535 1985

Most, Game

661 Dec. 20, 1982 vs. Cincinnati
593 Nov. 10, 1985 vs. L.A. Raiders
581 Oct. 20, 1968 vs. Denver

Most, Game, Both Teams

1,102 Dec. 20, 1982 vs. Cincinnati
1,057 Oct. 20, 1968 vs. Denver
1,050 Sept. 15, 2013 at Philadelphia

Fewest, Season

3,411 1975
3,622 1973
3,953 1970

Fewest, Game

70 Nov. 2, 1969 at Denver
93 Oct. 5, 1975 vs. Oakland
96 Nov. 16, 2003 at Denver

Most Total Offensive Plays, Season

1,154 1984, 2022
1,135 1980
1,129 1981

Fewest Total Offensive Plays, Season

617 1982[†]
753 1963
759 1964

RUSHING

Most Seasons Leading League (Attempts)

1 1965

Most Attempts, Season

590 1978
525 2004
522 2006

Most Attempts, Game

58 Nov. 20, 1977 vs. Oakland
53 Dec. 16, 2007 vs. Detroit
Sept. 10, 1978 vs. Oakland
Dec. 3, 1972 vs. Oakland
52 Nov. 27, 1960 vs. Oakland

Fewest Attempts, Season

267 1982[†]
351 2000
361 1966

Most Seasons Leading League (Yards)

2 1963, 1965

Most Yards, Season

2,578 2006
2,257 1990
2,248 1991

Most Yards, Game

289 Dec. 28, 2008 vs. Denver
287 Oct. 13, 1963 vs. N.Y. Jets
274 Dec. 16, 2007 vs. Detroit

Fewest Yards, Game

2 Dec. 17, 1961 vs. Boston
3 Nov. 19, 1961 vs. Dallas Texans
11 Nov. 20, 1960 vs. Buffalo

Most Seasons Leading League (Touchdowns)

4 1961, 1981, 1982, 2006

Most Touchdowns, Season

32 2006
26 1981
25 1979

Fewest Touchdowns, Season

4 2012, 2015
5 1997
6 2014

Most Touchdowns, Game

5 (4x) Last: Dec. 28, 2008 vs. Denver
4 (22x) Last: Dec. 25, 2009 at Tennessee
3 (49x) Last: Sept. 10, 2023 vs. Miami

RUSHING AVERAGE

Most Seasons Leading League

6 1960, 1963, 1965, 1969, 1991, 2003

Most, Season

5.6 1963
5.1 2003
4.9 2006

Highest, Game

11.69 Sept. 28, 2025 at N.Y. Giants
8.52 Dec. 24, 1967 vs. N.Y. Jets
8.44 Dec. 22, 1963 vs. Denver

PASSING

Most Seasons Leading League (Attempts)

3 1968, 1984, 1985

Most Attempts, Season

711 2022

674 2021

667 2015

Most Attempts, Game

65 Oct. 18, 2015 at Green Bay

Oct. 19, 1986 at Kansas City

64 Jan. 9, 2022 at Las Vegas (OT)

58 Oct. 25, 2015 vs. Oakland

Dec. 22, 1985 at Kansas City

Fewest Attempts, Season

337 1975

338 1982†

349 1974

Fewest Attempts, Game

6 Dec. 19, 2004 at Cleveland

10 Dec. 18, 1988 vs. Kansas City

11 (2x) Last: Oct. 28, 2007 vs. Houston

Most Seasons Leading League (Completions)

3 1983, 1984, 1985

Most Completions, Season

485 2022

443 2021

442 2015

Most Completions, Game

43 Oct. 18, 2015 at Green Bay

41 Sept. 24, 2023 at Minnesota

39 Dec. 11, 2022 vs. Miami

Fewest Completions, Game

1 at Kansas City Sept. 20, 1998

3 vs. Oakland Oct. 5, 1975

4 at Cleveland Dec. 19, 2004

vs. Kansas City Nov. 2, 1986

Most Seasons Leading League (Net Yards)

11 1965, 1968, 1971, 1978, 1979, 1980, 1981, 1982,
1983, 1985, 2017

Most Net Yards Gained, Season

4,870 1985

4,800 2021

4,739 1981

Most Net Yards Gained, Game

494 Sept. 15, 1985 vs. Seattle

488 Oct. 18, 2015 at Green Bay

486 Dec. 20, 1982 vs. Cincinnati

Fewest Net Yards Gained, Season

1,610 1975

1,808 1973

2,244 1977

Fewest Net Yards Gained, Game

-22 Oct. 5, 1975 vs. Oakland

-19 Sept. 20, 1998 at Kansas City

7 Sept. 16, 1973 at Washington

Most Seasons Leading League (Touchdowns)

5 1971, 1981, 1982, 1985, 2008

Most Touchdowns, Season

38 2021

37 1985

34 1981, 2008

Fewest Touchdowns, Season

7 1975

9 1973

11 1977, 1988, 1998

Most Touchdowns, Game

7* Nov. 22, 1981 at Oakland

5 (9x) Last: Oct. 31, 2004 vs. Oakland

4 (35x) Last: Nov. 12, 2023 vs. Detroit

Most Seasons Leading League (Fewest INTs)

3 1966, 2004, 2024

Most Had Intercepted, Season

34 1962, 1998

33 1968, 1983, 1986

30 1964, 1973, 1978, 1985, 2000

Most Had Intercepted, Game

7 Dec. 13, 1998 at Seattle

Dec. 8, 1968 vs. Kansas City

6 (6x) Last: Oct. 24, 1999 vs. Green Bay

5 (14x) Last: Dec. 27, 1987 at Denver

Fewest Had Intercepted, Season

3 2024

8 2004, 2023

9 2006

SACKED ATTEMPTING TO PASS

Most Seasons Leading League (Least Sacked)

5 1963, 1964, 1967, 1968, 2017

Most Times, Season

57 1970

53 2000

51 1997

Fewest Times, Season

11 1967

12 1982†

18 1968, 2017

Most Times Sacked Opponent, Season

62 1986

61 2006

60 1980

Most Times Sacked Opponent, Game

11 Dec. 23, 2012 at N.Y. Jets

Nov. 16, 1986 vs. Dallas

10 Sept. 24, 1978 vs. Green Bay

9 (5x) Last: Dec. 24, 2016 at Cleveland

INTERCEPTIONS

Most Seasons Leading League (Interceptions)

3 1961, 2007, 2016

Most, Season

49* 1961

31 1969

30 1964, 2007

Most, Game

6 (6x) Last: Nov. 11, 2007 vs. Indianapolis

5 (9x) Last: Nov. 19, 2017 vs. Buffalo

4 (31x) Last: Dec. 1, 2024 at Atlanta

Most, Game, Both Teams

10 Dec. 13, 1998 at Seattle

9 Sept. 21, 1980 at Denver

Nov. 1, 1964 at Oakland

8 (11x) Last: Nov. 11, 2007 vs. Indianapolis

Fewest, Season

7 2014

9 1970, 2023

10 2005

Most Consecutive Games

46* 1960-63

Most Seasons Leading League (Return Yards)

2 1961, 1964

Most Yards Returned, Season

929* 1961

562 1979

499 1984

Most Yards Returned, Game

194 Sept. 24, 1961 vs. Houston Oilers

174 Oct. 29, 1961 vs. Denver

171 Nov. 18, 1979 vs. Pittsburgh

Fewest Yards Returned, Season

31 2023

65 2014

90 1970

Most Seasons Leading League (Return TDs)

1 1961

Most Touchdowns by Returns, Season

9* 1961

5 2012

4 1984, 2000

Most Touchdowns by Returns, Game

2 Nov. 28, 2010 at Indianapolis

Oct. 29, 1961 vs. Denver

1 (94x) Last: Dec. 1, 2024 at Atlanta

PUNTS

Most, Season

95 1998
92 2000
90 1997

Most, Game

11 (5x) Last: Oct. 11, 1998 at Oakland
10 (11x) Last: Nov. 12, 2017 at Jacksonville
9 (12x) Last: Dec. 24, 2017 at N.Y. Jets

Fewest, Season

23 1982[†]
45 1972
47 2011

Fewest, Game

0 (8x) Last: Sept. 19, 2021 vs. Dallas
1 (39x) Last: Jan. 5, 2025 at Las Vegas
2 (87x) Last: Sept. 5, 2025 vs. K.C. in São Paulo

Fewest, Game, Both Teams

1 (3x) Last: Sept. 19, 2021 vs. Dallas
2 (9x) Last: Dec. 16, 2021 vs. Kansas City
3 (19x) Last: Dec. 15, 2024 vs. Tampa Bay

PUNT YARDS

Most Seasons Leading League (Yards)

1 1962

Most, Season

4,248 2000
4,174 1998
3,972 1997

Most, Game

522 Oct. 11, 1998 at Oakland
493 Nov. 18, 2012 at Denver
492 Nov. 10, 1974 at Kansas City

Fewest, Season

868 1982[†]
1,813 1972
2,123 2021

Most Seasons Leading League (Average)

4 1960, 1969, 1987, 2000

Highest Average, Season

50.5 2025
48.1 2017
47.5 2011
47.0 2019

Lowest Average, Season

36.3 1978
36.5 1979
36.8 1975

PUNT RETURNS

Most Seasons Leading League (Returns)

1 1965

Most, Season

57 1978
52 1979
49 2003

Most, Game

8 (4x) Last: Dec. 7, 2003 at Detroit
7 (7x) Last: Dec. 7, 1978 at Houston
6 (13x) Last: Dec. 20, 2015 vs. Miami

Fewest, Season

12 1982[†]
18 2021
20 2015

Most Seasons Leading League (Fair Catches)

4 1968, 1969, 1991, 2024

Most Fair Catches, Season

32 1969
31 2024
29 2023

Most Fair Catches, Game

6 (3x) Last: Dec. 10, 2023 vs. Denver
5 (3x) Last: Sept. 3, 2000 at Oakland
4 (16x) Last: Sept. 21, 2025 vs. Denver

Fewest Fair Catches, Season

0 1960, 1961, 1962, 1963, 1964, 1965, 1975
1 1976
3 1977

PUNT RETURN YARDS

Most Seasons Leading League (Return Yards)

1 1965

Most, Season

590 1978
559 1996
542 1998

Most, Game

168 Nov. 2, 1997 at Cincinnati
151 Sept. 20, 1965 vs. Kansas City
139 Nov. 5, 1961 vs. Titans of N.Y.

Fewest, Season

84 2015
100 2020
107 2021

Most Seasons Leading League (Average)

3 1965, 1966, 1973

Highest Average, Season

16.0 2023
15.5 1961
14.7 1996

Lowest Average, Season

4.2 2015
5.4 2019
5.6 1970, 2020

PUNT RETURN TOUCHDOWNS

Most Seasons Leading League

8 1965, 1973, 1990, 1994, 1995, 1997, 2018, 2023

Most, Season

3 1997
2 1965, 1973, 1990, 1994
1 (17x) Last: 2023

Most, Game

2[†] Nov. 2, 1997 at Cincinnati
1 (26x) Last: Nov. 6, 2023 at N.Y. Jets

KICKOFF RETURNS

Most Seasons Leading League

2 1982, 2003

Most, Season

84 2003
83 2000
75 1997

Most, Game

9 (7x) Last: Nov. 3, 2002 vs. N.Y. Jets
8 (15x) Last: Oct. 26, 2008 at N.O. in London
7 (52x) Last: Dec. 15, 2024 vs. Tampa Bay

Most, Game, Both Teams

17 Dec. 8, 1985 vs. Pittsburgh
16 Dec. 18, 1960 vs. Titans of New York
15 (3x) Last: Oct. 2, 1983 at N.Y. Giants

KICKOFF RETURN YARDS

Most Seasons Leading League (Return Yards)

1 1962

Most, Season

1,804 2003
1,792 2000
1,716 2001

Most, Game

269 Nov. 18, 2001 at Oakland
242 Oct. 21, 1973 vs. Atlanta
232 Dec. 13, 1964 vs. Kansas City

Fewest, Season

390 2023
474 2017
508 2016

Most Seasons Leading League (Average)

3 1988, 1990, 2001

Highest Average, Season

27.6 2024
26.0 2001
25.6 2011

Lowest Average, Season

16.5 1961
17.5 1986
18.0 1992

KICKOFF RETURN TOUCHDOWNS

Most Seasons Leading League

6 1988, 1989, 1991, 1995, 2001, 2011

Most, Season

2 1988, 1994, 1995, 2001
1 1962, 1985, 1989, 1991, 1997, 2000, 2004, 2007, 2008, 2011, 2012, 2021

Most, Game

1 (20x) Last: Jan. 2, 2022 vs. Denver

PENALTIES

Most, Season

137 1998
129 1997
128 1981

Most, Game

19 Nov. 16, 1997 at Kansas City
16 Nov. 15, 1998 vs. Baltimore
15 Nov. 3, 1997 at Indianapolis

Fewest, Season

63 1969
64 1982[†]
68 1966

Fewest, Game

0 (5x) Last: Oct. 9, 2011 at Denver
1 (31x) Last: Jan. 7, 2024 vs. Kansas City
2 (42x) Last: Dec. 19, 2024 vs. Denver

Most Seasons Leading League (Fewest Penalty Yds)

1 1976

Most Yards, Season

1,229 1998
1,101 1997
1,039 1988

Most Yards, Game

148 Oct. 13, 1963 vs. N.Y. Jets
146 Nov. 15, 1998 vs. Baltimore
Nov. 16, 1997 at Kansas City
138 Nov. 16, 1981 at Seattle

FUMBLES

Most Seasons Leading League (Fewest Fumbles)

4 1963, 1966, 1993, 2021

Most, Season

44 1985

42 1983

40 1972, 1973, 1980

Most, Game

9 Sept. 24, 1978 vs. Green Bay

7 Sept. 30, 1973 vs. Cincinnati

6 (5x) Last: Dec. 13, 1987 vs. Pittsburgh

Most by Opponent, Game

9 Nov. 15, 1964 at Kansas City

7 (3x) Last: Sept. 9, 2001 vs. Washington

6 (6x) Last: Dec. 9, 1995 vs. Arizona

Most, Game, Both Teams

11 (3x) Last: Oct. 13, 1985 vs. Kansas City

10 (5x) Last: Nov. 25, 1990 vs. Seattle

9 (7x) Last: Sept. 9, 2001 vs. Washington

Fewest, Season

10 2021

13 1993

14 2009, 2013

Most Seasons Leading League (Fewest Lost Fum.)

5 1963, 1966, 1970, 1979, 1993

Most Lost, Season

22 1980, 1981, 1983

21 1973, 1978

20 1972, 1987, 2000

Most Lost, Game

6 Sept. 24, 1978 vs. Green Bay

4 (11x) Last: Dec. 14, 2023 at Las Vegas

3 (41x) Last: Nov. 26, 2023 vs. Baltimore

Most Own Recovered, Season

25 1985

21 1979

20 1972, 1973, 1975, 1983

Most Own Recovered, Game

5 (5x) Last: Dec. 26, 1999 vs. Oakland

4 (7x) Last: Sept. 14, 2014 vs. Seattle

3 (43x) Last: Nov. 6, 2023 at N.Y. Jets

Fewest Own Recovered, Season

3 2021

4 1963, 2013

7 1989, 2009

Most Opponents Recovered, Season

22 1986

18 1973, 1979, 1980, 1981, 2007

17 1960, 1961, 1963, 1983, 1984

Fewest Opponents Recovered, Season

3 2019

4 2011

5 1963

POINTS ALLOWED

Most Seasons Leading League (Fewest Points)

3 1961, 1963, 2024

Most, Season

462 1983

459 2021

441 2003

Most, Game

63 Dec. 14, 2023 at Las Vegas

57 Oct. 1, 2000 at St. Louis

52 Nov. 25, 1984 at Pittsburgh

Most, Quarter

31 Dec. 8, 1963 at Oakland (4th quarter)

30 Nov. 20, 1983 at St. Louis Cardinals (2nd quarter)

28 (5x) Last: Nov. 28, 1999 at Min. (2nd quarter)

Fewest, Season

205 1977

219 1961

221 1982[†]

Fewest, Game

0 (19x) Last: Dec. 3, 2023 at New England

3 (18x) Last: Sept. 15, 2024 at Carolina

6 (20x) Last: Nov. 6, 2023 at N.Y. Jets

FIRST DOWNS ALLOWED

Most Seasons Leading League (Fewest Total)

1 2010

Most, Season

383 2021

365 1981

364 1985

Most, Game

34 Sept. 14, 2008 at Denver

Dec. 29, 2002 vs. Seattle

Nov. 19, 2000 at Denver

33 Sept. 26, 2021 at Kansas City

Sept. 23, 2018 at L.A. Rams

Nov. 23, 2003 vs. Cincinnati

32 Oct. 4, 2009 at Pittsburgh

Fewest, Season

190 1965

196 1982[†]

224 1962

Fewest, Game

5 Dec. 12, 2010 vs. Kansas City

Sept. 19, 1976 at Tampa Bay

6 Oct. 11, 1998 at Oakland

Oct. 22, 1961 at Oakland

7 (6x) Last: Sept. 15, 2024 at Carolina

Most by Rushing, Season

154 1975

144 2021

143 1971

Most by Rushing, Game

19 (3x) Last: Nov. 22, 1987 at Seattle

17 Sept. 23, 1962 vs. Houston

16 Oct. 16, 1977 vs. New England

Dec. 18, 1966 vs. Kansas City

Fewest by Rushing, Season

54 1965

65 1982[†]

71 1969

Fewest by Rushing, Game

0 (5x) Last: Nov. 28, 2010 at Indianapolis

1 (25x) Last: Sept. 8, 2024 vs. Las Vegas

2 (47x) Last: Nov. 6, 2023 at N.Y. Jets

Most Seasons Leading League (Fewest Passing)

1 2014

Most by Passing, Season

218 1985

216 1981

213 2008

Most by Passing, Game

24 Nov. 19, 2000 at Denver

23 Sept. 10, 2023 vs. Miami

Sept. 18, 2011 at New England

22 (4x) Last: Nov. 15, 2009 vs. Philadelphia

Fewest by Passing, Season

105 1977

114 1971

116 1965

Fewest by Passing, Game

1 (3x) Last: Dec. 28, 2003 vs. Oakland

2 (6x) Last: Dec. 19, 2004 at Cleveland

3 (13x) Last: Sept. 15, 2024 at Carolina

Most Seasons Leading League (Fewest Penalty)

1 1992

Most by Penalty, Season

41 2000, 2004, 2014

40 2021

35 1981, 1997, 1998

Most by Penalty, Game

7 Sept. 24, 2023 at Minnesota

Nov. 5, 2006 vs. Cleveland

6 (9x) Last: Sept. 24, 2017 vs. Kansas City

5 (23x) Last: Jan. 9, 2022 at Las Vegas (OT)

Fewest by Penalty, Season

12 1982[†]

13 1969, 1992

14 1976

NET YARDS ALLOWED

Most Seasons Leading League (Fewest Net Yards)

4 1961, 1965, 1998, 2010

Most, Season

6,265 1985

6,170 2023

6,136 1981

Most, Game

614 Oct. 1, 2000 at St. Louis

591 Dec. 29, 2002 vs. Seattle

553 Sept. 22, 1996 at Oakland

Fewest, Season

3,253 1982[†]

3,268 1965

3,652 1977

Fewest, Game

58 Oct. 22, 1961 at Oakland

67 Dec. 12, 2010 vs. Kansas City

99 Nov. 1, 1992 vs. Indianapolis

RUSHING ALLOWED

Most Seasons Leading League (Fewest Att.)

3 1965, 1979, 2004

Most Attempts, Season

606 1975

559 1973

552 1983

Most Attempts, Game

61 Oct. 25, 1981 at Chicago (OT)

60 Nov. 30, 1975 at Denver (OT)

59 Sept. 18, 1977 at Oakland

Fewest Attempts, Season

230 1982[†]

306 1965

355 2004

Fewest Attempts, Game

9 Dec. 16, 2007 vs. Detroit

Sept. 7, 1986 vs. Miami

10 (2x) Last: Sept. 16, 2012 vs. Tennessee

11 (6x) Last: Nov. 3, 2019 vs. Green Bay

Most Seasons Leading League (Fewest Yards)

3 1965, 1998, 2005

Most Yards, Season

2,478 2022

2,442 1975

2,403 1966

Most Yards, Game

378 Nov. 4, 2007 at Minnesota

355 Dec. 20, 2014 at San Francisco

328 Nov. 30, 1975 at Denver (OT)

Fewest Yards, Season

961 1982[†]

1,094 1965

1,140 1998

Fewest Yards, Game

2 Oct. 22, 1961 at Oakland

11 Oct. 21, 2000 at Carolina

13 Oct. 5, 1997 at Oakland

Most Seasons Leading League (Fewest TDs)

3 1961, 1963, 2024

Most Touchdowns, Season

26 1983

25 1971, 1981, 1985

23 1973, 1984

Fewest Touchdowns, Season

7 1961, 1965, 2024

8 1999, 2011

10 (12x) Last: 2012

Most Touchdowns, Game

5 Oct. 21, 1973 vs. Atlanta

Sept. 18, 1960 at Houston

4 (11x) Last: Nov. 3, 2013 at Washington

3 (51x) Last: Nov. 12, 2023 vs. Detroit

PASSING ALLOWED

Most Seasons Leading League (Fewest Att.)

2 1966, 2019

Most Attempts, Season

636 1996
607 2002, 2004
605 2008

Most Attempts, Game

61 Sept. 20, 1987 vs. St. Louis
58 (2x) Last: Oct. 3, 2004 vs. Tennessee
57 (2x) Last: Sept. 22, 1996 at Oakland

Fewest Attempts, Season

330 1977
341 1973
342 1982[†]

Fewest Attempts, Game

7 Nov. 6, 1977 at Detroit
12 (2x) Last: Dec. 10, 1972 at Denver
13 (4x) Last: Oct. 4, 1987 at Cincinnati

Most Seasons Leading League (Fewest Cmp.)

1 1966

Most Completions, Season

411 2008
389 2023
375 2002

Most Completions, Game

40 Dec. 20, 1982 vs. Cincinnati
39 Oct. 3, 2004 vs. Tennessee
37 Oct. 9, 1994 Kansas City

Fewest Completions, Season

170 1966
172 1977
177 1973

Fewest Completions, Game

3 Sept. 19, 1976 at Tampa Bay
5 (5x) Last: Oct. 4, 1987 at Cincinnati
6 (6x) Last: Dec. 28, 2003 vs. Oakland

Most Seasons Leading League (Fewest Net Yds)

4 1961, 1964, 1965, 2010

Most Net Yards, Season

4,311 1981
4,295 2002
4,293 1985

Most Net Yards, Game

466 Sept. 10, 2023 vs. Miami
453 Nov. 10, 2002 at St. Louis
451 Oct. 1, 2000 at St. Louis

Fewest Net Yards, Season

1,725 1977
2,155 1966
2,174 1965

Fewest Net Yards, Game

-13 Oct. 4, 1987 at Cincinnati
-4 Sept. 19, 1976 at Tampa Bay
0 Dec. 28, 2003 vs. Oakland
Dec. 6, 1970 vs. Cincinnati

Most Seasons Leading League (Fewest TDs)

4 1963, 1965, 1966, 1979

Most Touchdowns, Season

36 2003
33 2000
31 1997

Most Touchdowns, Game

5 (9x) Last: Dec. 14, 2023 at Las Vegas
4 (32x) Last: Dec. 15, 2024 vs. Tampa Bay
3 (117x) Last: Nov. 17, 2024 vs. Cincinnati

Fewest Touchdowns, Season

10 1982[†]
11 1979
13 1966, 1970, 1974

PUNT RETURNS ALLOWED

Most Seasons Leading League (Fewest Returns)

7 1960, 1963, 1966, 1967, 1968, 1982, 2004

Most by Opponents, Season

56 1988
51 1996, 2000
49 1998

Fewest by Opponents, Season

7 1982[†]
16 1968
17 1960, 1972

Most Yards by Opponents, Season

722 2000
612 1996
601 1976

Most Yards by Opponent, Game

160 Sept. 13, 2010 at Kansas City
150 Dec. 27, 1987 at Denver
145 Dec. 6, 2020 vs. New England

KICKOFF RETURNS ALLOWED

Most Seasons Leading League (Fewest Returns)

1 1975

Most by Opponent, Season

90 2006
88 1981
87 2009

Fewest by Opponent, Season

11 2023
15 2022
21 2016

Most by Opponent, Game

10 (4x) Last: Dec. 16, 2007 vs. Detroit
9 (7x) Last: Nov. 28, 2010 at Indianapolis
8 (25x) Last: Nov. 24, 2013 at Kansas City

CAREER TOP-10

RUSHING YARDS

1. LaDainian Tomlinson, 2001-09	12,490
2. Paul Lowe, 1960-68	4,972
3. Austin Ekeler, 2017-23	4,355
4. Marion Butts, 1989-93	4,297
5. Melvin Gordon, 2015-19	4,240
6. Ryan Mathews, 2010-14	4,061
7. Natrone Means, 1993-95, 98-99	3,885
8. Chuck Muncie, 1980-84	3,309
9. Don Woods, 1974-80	2,858
10. Keith Lincoln, 1961-66, 68	2,698

RUSHING TOUCHDOWNS

1. LaDainian Tomlinson, 2001-09	138
2. Chuck Muncie, 1980-84	43
3. Austin Ekeler, 2017-23	39
4. Paul Lowe, 1960-68	38
5. Melvin Gordon, 2015-19	36
6. Natrone Means, 1993-95, 98-99	34
7. Marion Butts, 1989-93	31
8. Ryan Mathews, 2010-14	23
9. Mike Tolbert, 2008-11	20
10. Tim Spencer, 1985-90	19

RUSHING ATTEMPTS

1. LaDainian Tomlinson, 2001-09	2,880
2. Melvin Gordon, 2015-19	1,059
3. Marion Butts, 1989-93	1,031
4. Paul Lowe, 1960-68	1,015
5. Natrone Means, 1993-95, 98-99	1,013
6. Austin Ekeler, 2017-23	990
7. Ryan Mathews, 2010-14	923
8. Chuck Muncie, 1980-84	773
9. Don Woods, 1974-80	713
10. Keith Lincoln, 1961-66, 68	573

TOTAL YARDS FROM SCRIMMAGE

1. LaDainian Tomlinson, 2001-09	16,445
2. Antonio Gates, 2003-18	11,841
3. Keenan Allen, 2013-23, 25	10,874
4. Lance Alworth, 1962-70	9,721
5. Charlie Joiner, 1976-86	9,191
6. Austin Ekeler, 2017-23	8,239
7. Gary Garrison, 1966-76	7,562
8. Kellen Winslow, 1979-87	6,741
9. Wes Chandler, 1981-87	6,197
10. Melvin Gordon, 2015-19	6,113

PASSING YARDS

1. Philip Rivers, 2004-19	59,271
2. Dan Fouts, 1973-87	43,040
3. John Hadl, 1962-72	26,938
4. Justin Herbert, 2020-25	22,156
5. Stan Humphries, 1992-97	16,085
6. Drew Brees, 2001-05	12,348
7. Jack Kemp, 1960-62	5,996
8. Doug Flutie, 2001-04	4,901
9. John Friesz, 1990-93	4,396
10. Jim Harbaugh, 1999-2000	4,177

TOUCHDOWN PASSES

1. Philip Rivers, 2004-19	397
2. Dan Fouts, 1973-87	254
3. John Hadl, 1962-72	201
4. Justin Herbert, 2020-25	144
5. Stan Humphries, 1992-97	85
6. Drew Brees, 2001-05	80
7. Jack Kemp, 1960-62	37
8. Tobin Rote, 1963-64	29
9. Doug Flutie, 2001-04	25
10. Billy Joe Tolliver, 1989-90	21

PASS ATTEMPTS

1. Philip Rivers, 2004-19	7,591
2. Dan Fouts, 1973-87	5,604
3. John Hadl, 1962-72	3,640
4. Justin Herbert, 2020-25	3,075
5. Stan Humphries, 1992-97	2,350
6. Drew Brees, 2001-05	1,809
7. Jack Kemp, 1960-62	815
8. John Friesz, 1990-93	747
9. Doug Flutie, 2001-04	737
10. Jim Harbaugh, 1999-2000	636

PASS COMPLETIONS

1. Philip Rivers, 2004-19	4,908
2. Dan Fouts, 1973-87	3,297
3. Justin Herbert, 2020-25	2,040
4. John Hadl, 1962-72	1,824
5. Stan Humphries, 1992-97	1,335
6. Drew Brees, 2001-05	1,125
7. Doug Flutie, 2001-04	408
8. John Friesz, 1990-93	401
9. Jack Kemp, 1960-62	389
10. Jim Harbaugh, 1999-2000	372

PASSES INTERCEPTED

1. Dan Fouts, 1973-87	242
2. John Hadl, 1962-72	211
3. Philip Rivers, 2004-19	198
4. Stan Humphries, 1992-97	73
5. Drew Brees, 2001-05	53
6. Jack Kemp, 1960-62	49
7. Justin Herbert, 2020-25	48
8. Ryan Leaf, 1998-2000	33
9. Tobin Rote, 1963-64	32
10. Craig Whelihan, 1995-98	29

RECEIVING YARDS

1. Antonio Gates, 2003-18	11,841
2. Keenan Allen, 2013-23, 25	10,761
3. Lance Alworth, 1962-70	9,584
4. Charlie Joiner, 1976-86	9,203
5. Gary Garrison, 1966-76	7,533
6. Kellen Winslow, 1979-87	6,741
7. Wes Chandler, 1981-87	6,132
8. Anthony Miller, 1988-93	5,582
9. Malcom Floyd, 2004-15	5,550
10. Mike Williams, 2017-23	4,806

RECEIVING TOUCHDOWNS

1. Antonio Gates, 2003-18	116
2. Lance Alworth, 1962-70	81
3. Keenan Allen, 2013-23, 25	62
4. Gary Garrison, 1966-76	58
5. Charlie Joiner, 1976-86	47
6. Kellen Winslow, 1979-87	45
7. Wes Chandler, 1981-87	41
8. Vincent Jackson, 2005-11	37
9. Anthony Miller, 1988-93	37
10. John Jefferson, 1978-80	36

RECEPTIONS

1. Antonio Gates, 2003-18	955
2. Keenan Allen, 2013-23, 25	928
3. Charlie Joiner, 1976-86	586
4. Kellen Winslow, 1979-87	541
5. LaDainian Tomlinson, 2001-09	530
6. Lance Alworth, 1962-70	493
7. Austin Ekeler, 2017-23	440
8. Gary Garrison, 1966-76	404
9. Ronnie Harmon, 1990-95	377
10. Anthony Miller, 1988-93	374

QUARTERBACK SACKS

1. Leslie O'Neal, 1986, 1988-95	105.5
2. Joey Bosa, 2016-24	72.0
3. Shaun Phillips, 2004-12	69.5
4. Gary Johnson, 1975-84	67.0
5. Lee Williams, 1984-90	65.5
6. Fred Dean, 1975-81	53.5
7. Melvin Ingram, 2012-20	49.0
8. Junior Seau, 1990-2002	47.0
9. Raylee Johnson, 1993-2003	46.0
10. Shawne Merriman, 2005-09	43.5
Leroy Jones, 1976-83	43.5

INTERCEPTIONS

1. Gill Byrd, 1983-92	42
2. Dick Harris, 1960-65	29
3. Rodney Harrison, 1994-2002	26
4. Kenny Graham, 1964-69	25
5. Mike Williams, 1975-82	24
6. Joe Beachamp, 1966-75	23
7. Quentin Jammer, 2002-12	21
Woodrowe Lowe, 1976-86	21
Bob Howard, 1967-74	21
Leslie "Speedy" Duncan, 1964-70	21

INTERCEPTION RETURN YARDS

1. Gill Byrd, 1983-92	546
2. Charlie McNeil, 1960-64	502
3. Kenny Graham, 1964-69	477
4. Joe Beachamp, 1966-75	433
5. Dick Harris, 1960-65	413
6. Rodney Harrison, 1994-2002	345
7. Woodrowe Lowe, 1976-86	343
8. Darren Carrington, 1991-94	337
9. Leslie "Speedy" Duncan, 1964-70	322
10. Glen Edwards, 1978-81	309

INTERCEPTION TOUCHDOWNS

1. Kenny Graham, 1964-69	5
Dick Harris, 1960-65	5
2. Woodrowe Lowe, 1976-86	4
4. Eric Weddle, 2007-13	3
Joe Beachamp, 1966-75	3
6. Desmond King, 2017-20	2
Shaun Phillips, 2004-12	2
Demorrio Williams, 2012	2
Antonio Cromartie, 2006-09	2
Clinton Hart, 2004-09	2
Donnie Edwards, 2002-06	2
Rodney Harrison, 1994-2002	2
Stanley Richard, 1991-94	2
Donald Frank, 1990-93	2
Gill Byrd, 1983-92	2
Gary Johnson, 1975-84	2
Leslie "Speedy" Duncan, 1964-70	2
Earl Faison, 1961-66	2
Charlie McNeil, 1960-64	2
Bob Laraba, 1960-61	2

TOUCHDOWNS SCORED

1. LaDainian Tomlinson, 2001-09	153
2. Antonio Gates, 2003-18	116
3. Lance Alworth, 1962-70	83
4. Austin Ekeler, 2017-23	69
5. Keenan Allen, 2013-23, 25	63
6. Gary Garrison, 1966-76	58
7. Melvin Gordon, 2015-19	47
Charlie Joiner, 1976-86	47
9. Paul Lowe, 1960-68	46
10. Kellen Winslow, 1979-87	45
Chuck Muncie, 1980-84	45

POINTS SCORED

1. John Carney, 1990-2000.....	1,076
2. LaDainian Tomlinson, 2001-09	918
3. Nate Kaeding, 2004-12.....	889
4. Rolf Benirschke, 1977-86.....	766
5. Antonio Gates, 2003-18.....	700
6. Nick Novak, 2011-14, 17	503
7. Lance Alworth, 1962-70.....	500
8. Austin Ekeler, 2017-23.....	418
9. Cameron Dicker, 2022-25.....	389
10. Keenan Allen, 2013-23, 25.....	382

FIELD GOALS

1. John Carney, 1990-2000.....	261
2. Nate Kaeding, 2004-12.....	180
3. Rolf Benirschke, 1977-86.....	146
4. Nick Novak, 2011-14, 17	110
5. Cameron Dicker, 2022-25.....	97
6. Dennis Pardee, 1968-75.....	71
7. Michael Badgley, 2018-20.....	52
8. Josh Lambo, 2015-16.....	52
9. George Blair, 1961-64.....	50
10. Steve Christie, 2001-03.....	42

FIELD GOAL ATTEMPTS

1. John Carney, 1990-2000.....	320
2. Rolf Benirschke, 1977-86.....	208
3. Nate Kaeding, 2004-12.....	207
4. Nick Novak, 2011-14, 17	130
5. Dennis Pardee, 1968-75.....	121
6. Cameron Dicker, 2022-25.....	103
7. George Blair, 1961-64.....	80
8. Ray Wersching, 1973-76.....	68
9. Michael Badgley, 2018-20.....	65
10. Josh Lambo, 2015-16.....	64

KICKOFF RETURN YARDS

1. Darren Sproles, 2005-10.....	6,469
2. Ronney Jenkins, 2000-02.....	3,997
3. Andre Coleman, 1994-96.....	3,914
4. Leslie "Speedy" Duncan, 1964-70.....	3,386
5. James Brooks, 1981-83.....	2,305
6. Kenny Bynum, 1997-2000.....	2,182
7. Lionel James, 1984-88.....	2,094
8. Nate Lewis, 1990-93.....	2,047
9. Artie Owens, 1976-79.....	1,998
10. Tim Dwight, 2001-04.....	1,876

KICKOFF RETURN TOUCHDOWNS

1. Andre Coleman, 1994-96.....	4
2. Ronney Jenkins, 2000-02.....	3
3. Darren Sproles, 2005-10.....	2
4. Anthony Miller, 1988-93.....	2
5. Andre Roberts, 2021.....	1
Micheal Spurlock, 2012.....	1
Tim Dwight, 2001-04.....	1
Richard Goodman, 2010-11.....	1
Rodney Harrison, 1994-2002.....	1
Nate Lewis, 1990-93.....	1
Jamie Holland, 1987-89.....	1
Gary Anderson, 1985-88.....	1
Keith Lincoln, 1960-66.....	1

KICKOFF RETURNS

1. Darren Sproles, 2005-10.....	258
2. Andre Coleman, 1994-96.....	166
3. Ronney Jenkins, 2000-02.....	165
4. Leslie "Speedy" Duncan, 1964-70.....	134
5. Kenny Bynum, 1997-2000.....	107
6. James Brooks, 1981-83.....	105
7. Lionel James, 1984-88.....	99
8. Nate Lewis, 1990-93.....	92
9. Artie Owens, 1976-79.....	88
10. Tim Dwight, 2001-04.....	80

PUNT RETURN YARDS

1. Mike Fuller, 1975-80.....	2,388
2. Leslie "Speedy" Duncan, 1964-70.....	1,651
3. Darrien Gordon, 1993-94, 96.....	1,407
4. Lionel James, 1984-88.....	1,193
5. Darren Sproles, 2005-10.....	935
6. Eric Parker, 2002-06.....	881
7. Derius Davis, 2023-25.....	667
8. James Brooks, 1981-83.....	565
9. Tim Dwight, 2001-04.....	508
10. Eric Metcalf, 1997.....	489

PUNT RETURN TOUCHDOWNS

1. Leslie "Speedy" Duncan, 1964-70.....	4
2. Eric Metcalf, 1997.....	3
Darrien Gordon, 1993-94, 96.....	3
4. Desmond King, 2017-20.....	2
Darren Sproles, 2005-10.....	2
Lionel James, 1984-88.....	2
Mike Fuller, 1975-80.....	2
Ron Smith, 1973.....	2
9. Derius Davis, 2023-25.....	1
Travis Benjamin, 2017-19.....	1
Micheal Spurlock, 2012.....	1
Tim Dwight, 2001-04.....	1
Andre Coleman, 1994-96.....	1
Nate Lewis, 1990-93.....	1
Kitrick Taylor, 1990-91.....	1
Keith Lincoln, 1961-68.....	1

PUNT RETURNS

1. Mike Fuller, 1975-80.....	212
2. Leslie "Speedy" Duncan, 1964-70.....	138
3. Lionel James, 1984-88.....	124
4. Darren Sproles, 2005-10.....	114
5. Eric Parker, 2002-06.....	105
6. Darrien Gordon, 1993-94, 96.....	103
7. James Brooks, 1981-83.....	52
8. Desmond King, 2017-20.....	51
9. Derius Davis, 2023-25.....	46
Tim Dwight, 2001-04.....	46

SEASONS

1. David Binn, 1994-2010.....	17
2. Philip Rivers, 2004-16.....	16
Antonio Gates, 2003-18.....	16
3. Dan Fouts, 1973-87.....	15
Russ Washington, 1968-82.....	15
6. Doug Wilkerson, 1971-84.....	14
Don Macek, 1976-89.....	14
8. Mike Scifres, 2003-15.....	13
Junior Seau, 1990-2002.....	13
10. Keenan Allen, 2013-23, 25.....	12
Jamal Williams, 1998-2009.....	12

GAMES PLAYED

1. David Binn, 1994-2010.....	256
2. Antonio Gates, 2003-18.....	236
3. Philip Rivers, 2004-19.....	228
4. Junior Seau, 1990-2002.....	200
Russ Washington, 1968-82.....	200
6. Mike Scifres, 2003-15.....	195
Doug Wilkerson, 1971-84.....	195
8. Dan Fouts, 1973-87.....	181
9. Quentin Jammer, 2002-12.....	172
10. Charlie Joiner, 1976-86.....	164
Woodrow Lowe, 1976-86.....	164

SINGLE-SEASON TOP-10

RUSHING YARDS

1.	LaDainian Tomlinson, 2006	1,815
2.	LaDainian Tomlinson, 2002	1,683
3.	LaDainian Tomlinson, 2003	1,645
4.	LaDainian Tomlinson, 2007	1,474
5.	LaDainian Tomlinson, 2005	1,462
6.	Natrone Means, 1994	1,350
7.	LaDainian Tomlinson, 2004	1,335
8.	Ryan Mathews, 2013	1,255
9.	LaDainian Tomlinson, 2001	1,236
10.	Marion Butts, 1990	1,225

RUSHING TOUCHDOWNS

1.	LaDainian Tomlinson, 2006	28
2.	Chuck Muncie, 1981	19
3.	LaDainian Tomlinson, 2005	18
4.	LaDainian Tomlinson, 2004	17
5.	LaDainian Tomlinson, 2007	15
6.	LaDainian Tomlinson, 2002	14
7.	Austin Ekeler, 2022	13
	LaDainian Tomlinson, 2003	13
8.	Austin Ekeler, 2021	12
	LaDainian Tomlinson, 2009	12
	Natrone Means, 1994	12
	Chuck Muncie, 1983	12
	Clarence Williams, 1979	12

RUSHING ATTEMPTS

1.	LaDainian Tomlinson, 2002	372
2.	LaDainian Tomlinson, 2006	348
3.	Natrone Means, 1994	343
4.	LaDainian Tomlinson, 2005	339
	LaDainian Tomlinson, 2004	339
	LaDainian Tomlinson, 2001	339
7.	LaDainian Tomlinson, 2007	315
8.	LaDainian Tomlinson, 2003	313
9.	Earnest Jackson, 1984	296
10.	LaDainian Tomlinson, 2008	292

TOTAL YARDS FROM SCRIMMAGE

1.	LaDainian Tomlinson, 2003	2,370
2.	LaDainian Tomlinson, 2006	2,323
3.	LaDainian Tomlinson, 2002	2,172
4.	LaDainian Tomlinson, 2007	1,949
5.	LaDainian Tomlinson, 2005	1,832
6.	LaDainian Tomlinson, 2004	1,776
7.	Austin Ekeler, 2022	1,637
8.	LaDainian Tomlinson, 2001	1,603
9.	Lance Alworth, 1965	1,590
10.	Natrone Means, 1994	1,585

PASSING YARDS

1.	Justin Herbert, 2021	5,014
2.	Dan Fouts, 1981	4,802
3.	Philip Rivers, 2015	4,792
4.	Justin Herbert, 2022	4,739
5.	Dan Fouts, 1980	4,715
6.	Philip Rivers, 2010	4,710
7.	Philip Rivers, 2011	4,624
8.	Philip Rivers, 2019	4,615
9.	Philip Rivers, 2017	4,515
10.	Philip Rivers, 2013	4,478

TOUCHDOWN PASSES

1.	Justin Herbert, 2021	38
2.	Philip Rivers, 2008	34
	Philip Rivers, 2016	33
	Dan Fouts, 1981	33
5.	Philip Rivers, 2018	32
	Philip Rivers, 2013	32
7.	Justin Herbert, 2020	31
	Philip Rivers, 2014	31
9.	Philip Rivers, 2010	30
	Dan Fouts, 1980	30

PASS ATTEMPTS

1.	Justin Herbert, 2022	699
2.	Justin Herbert, 2021	672
3.	Philip Rivers, 2015	661
4.	Dan Fouts, 1981	609
5.	Justin Herbert, 2020	595
6.	Philip Rivers, 2019	591
7.	Dan Fouts, 1980	589
8.	Philip Rivers, 2011	582
9.	Philip Rivers, 2016	578
10.	Philip Rivers, 2017	575

PASS COMPLETIONS

1.	Justin Herbert, 2022	477
2.	Justin Herbert, 2021	443
3.	Philip Rivers, 2015	437
4.	Justin Herbert, 2020	396
5.	Philip Rivers, 2019	390
6.	Philip Rivers, 2014	379
7.	Philip Rivers, 2013	378
8.	Philip Rivers, 2011	366
9.	Dan Fouts, 1981	360
	Philip Rivers, 2017	360

PASSES INTERCEPTED

1.	John Hadl, 1968	32
2.	John Hadl, 1972	26
3.	John Hadl, 1971	25
	Jack Kemp, 1960	25
5.	Dan Fouts, 1980	24
	Dan Fouts, 1979	24
	John Hadl, 1962	24
8.	Dan Fouts, 1986	22
	John Hadl, 1967	22
	Jack Kemp, 1961	22

RECEIVING YARDS

1.	Lance Alworth, 1965	1,602
2.	Keenan Allen, 2017	1,393
3.	Lance Alworth, 1966	1,383
4.	John Jefferson, 1980	1,340
5.	Lance Alworth, 1968	1,312
6.	Kellen Winslow, 1980	1,290
7.	Anthony Miller, 1989	1,252
8.	Keenan Allen, 2023	1,243
9.	Lance Alworth, 1964	1,235
10.	Tony Martin, 1995	1,224

RECEIVING TOUCHDOWNS

1.	Tony Martin, 1996	14
	Lance Alworth, 1965	14
3.	Antonio Gates, 2004	13
	John Jefferson, 1980	13
	John Jefferson, 1978	13
	Lance Alworth, 1966	13
	Lance Alworth, 1964	13
8.	Antonio Gates, 2014	12
	Gary Garrison, 1970	12
10.	Lance Alworth, 1963	11

RECEPTIONS

1.	Keenan Allen, 2023	108
2.	Austin Ekeler, 2022	107
3.	Keenan Allen, 2021	106
4.	Keenan Allen, 2019	104
5.	Keenan Allen, 2017	102
6.	Keenan Allen, 2020	100
	LaDainian Tomlinson, 2003	100
8.	Keenan Allen, 2018	97
9.	Austin Ekeler, 2019	92
10.	Tony Martin, 1995	90

QUARTERBACK SACKS (since 1982)

1.	Khalil Mack, 2023	17.0
	Shawne Merriman, 2006	17.0
	Leslie O'Neal, 1992	17.0
4.	Lee Williams, 1986	15.0
5.	Lee Williams, 1989	14.0
6.	Leslie O'Neal, 1990	13.5
7.	Marcellus Wiley, 2001	13.0
8.	Joey Bosa, 2017	12.5
	Shawne Merriman, 2007	12.5
	Leslie O'Neal, 1995	12.5
	Leslie O'Neal, 1994	12.5
	Leslie O'Neal, 1989	12.5
	Leslie O'Neal, 1986	12.5

INTERCEPTIONS

1.	Antonio Cromartie, 2007	10
2.	Charlie McNeil, 1961	9
3.	Ryan McNeil, 2001	8
	Dick Harris, 1963	8
	Claude Gibson, 1962	8
	Bob Zeman, 1961	8
7.	Casey Hayward, 2016	7
	Eric Weddle, 2011	7
	Darren Carrington, 1993	7
	Gill Byrd, 1990	7
	Gill Byrd, 1989	7
	Gill Byrd, 1988	7
	Danny Walters, 1983	7
	Bryant Salter, 1972	7
	Jim Hill, 1969	7
	Leslie "Speedy" Duncan, 1966	7
	Bud Whitehead, 1965	7
	Dick Harris, 1961	7

INTERCEPTION RETURN YARDS

1.	Charlie McNeil, 1961	349
2.	Stanley Richard, 1994	224
3.	Vencie Glenn, 1987	166
4.	Gill Byrd, 1984	157
5.	Jeff Dale, 1986	153
6.	Darren Carrington, 1992	152
7.	Bob Laraba, 1961	151
8.	Woodrow Lowe, 1979	150
9.	Antonio Cromartie, 2007	144
10.	Dick Harris, 1961	140

INTERCEPTION TOUCHDOWNS

1.	Dick Harris, 1961	3
2.	Demorrio Williams, 2012	2
	Clinton Hart, 2005	2
	Stanley Richard, 1994	2
	Gill Byrd, 1984	2
	Woodrow Lowe, 1979	2
	Kenny Graham, 1969	2
	Joe Beauchamp, 1968	2
	Bob Laraba, 1961	2
	Charlie McNeil, 1961	2

TOUCHDOWNS SCORED

1.	LaDainian Tomlinson, 2006	31
2.	Austin Ekeler, 2021	20
	LaDainian Tomlinson, 2005	20
4.	Chuck Muncie, 1981	19
5.	Austin Ekeler, 2022	18
	LaDainian Tomlinson, 2007	18
	LaDainian Tomlinson, 2004	18
8.	LaDainian Tomlinson, 2003	17
9.	LaDainian Tomlinson, 2002	15
	Lance Alworth, 1964	15

POINTS SCORED

1. LaDainian Tomlinson, 2006	186
2. Cameron Dicker, 2024	150
3. Nate Kaeding, 2009	146
4. Nick Novak, 2013	144
5. Nate Kaeding, 2006	136
6. John Carney, 1994	135
7. Cameron Dicker, 2023	128
8. Nate Kaeding, 2008	127
9. Austin Ekeler, 2021	124
John Carney, 1993	124

FIELD GOALS

1. Cameron Dicker, 2024	39
2. Nick Novak, 2013	34
John Carney, 1994	34
4. Nate Kaeding, 2009	32
5. Cameron Dicker, 2023	31
John Carney, 1999	31
John Carney, 1993	31
8. John Carney, 1996	29
9. Nick Novak, 2011	27
Nate Kaeding, 2008	27

FIELD GOAL ATTEMPTS

1. Cameron Dicker, 2024	42
2. John Carney, 1993	40
3. John Carney, 1994	38
4. Nick Novak, 2013	37
5. John Carney, 1999	36
John Carney, 1996	36
Rolf Benirschke, 1980	36
8. Nate Kaeding, 2009	35
9. Nick Novak, 2011	34
10. Cameron Dicker, 2023	33
Michael Badgley, 2020	33

KICKOFF RETURN YARDS

1. Ronney Jenkins, 2001	1,541
2. Ronney Jenkins, 2000	1,531
3. Darren Sproles, 2005	1,528
4. Andre Coleman, 1995	1,411
5. Darren Sproles, 2008	1,376
6. Darren Sproles, 2009	1,300
7. Andre Coleman, 1994	1,293
8. Darren Sproles, 2010	1,257
9. Tim Dwight, 2004	1,222
10. Andre Coleman, 1996	1,210

KICKOFF RETURN TOUCHDOWNS

1. Ronney Jenkins, 2001	2
Andre Coleman, 1995	2
Andre Coleman, 1994	2
4. Andre Roberts, 2021	1
Micheal Spurlock, 2012	1
Richard Goodman, 2011	1
Darren Sproles, 2008	1
Darren Sproles, 2007	1
Tim Dwight, 2004	1
Ronney Jenkins, 2000	1
Rodney Harrison, 1997	1
Nate Lewis, 1991	1
Anthony Miller, 1989	1
Jamie Holland, 1988	1
Anthony Miller, 1988	1
Gary Anderson, 1985	1
Keith Lincoln, 1962	1

KICKOFF RETURNS

1. Ronney Jenkins, 2000	67
2. Darren Sproles, 2005	63
3. Andre Coleman, 1995	62
4. Ronney Jenkins, 2001	58
5. Andre Coleman, 1996	55
6. Darren Sproles, 2009	54
7. Darren Sproles, 2008	53
8. Darren Sproles, 2010	51
9. Tim Dwight, 2004	50
Leon Johnson, 2003	50

PUNT RETURN YARDS

1. Darrien Gordon, 1996	537
2. Eric Metcalf, 1997	489
3. Darrien Gordon, 1994	475
4. Leslie "Speedy" Duncan, 1965	464
5. Mike Fuller, 1979	448
6. Mike Fuller, 1978	436
Mike Fuller, 1976	436
8. Leslie "Speedy" Duncan, 1967	434
9. Mike Fuller, 1975	410
10. Lionel James, 1987	400

PUNT RETURN TOUCHDOWNS

1. Eric Metcalf, 1997	3
2. Darrien Gordon, 1994	2
Ron Smith, 1973	2
Leslie "Speedy" Duncan, 1965	2
5. Derius Davis, 2023	1
Desmond King, 2019	1
Desmond King, 2018	1
Travis Benjamin, 2017	1
Micheal Spurlock, 2012	1
Darren Sproles, 2009	1
Darren Sproles, 2007	1
Tim Dwight, 2001	1
Darrien Gordon, 1996	1
Andre Coleman, 1995	1
Nate Lewis, 1990	1
Kitrick Taylor, 1990	1
Lionel James, 1987	1
Lionel James, 1984	1
Mike Fuller, 1977	1
Mike Fuller, 1975	1
Leslie "Speedy" Duncan, 1968	1
Leslie "Speedy" Duncan, 1966	1
Keith Lincoln, 1961	1

PUNT RETURNS

1. Mike Fuller, 1979	46
2. Eric Metcalf, 1997	45
3. Mike Fuller, 1978	39
4. Eric Parker, 2006	37
5. Darrien Gordon, 1996	36
Darrien Gordon, 1994	36
Mike Fuller, 1975	36
Leslie "Speedy" Duncan, 1967	36
9. Mike Fuller, 1976	33
10. Latario Rachal, 1998	32
Lionel James, 1987	32

CHARGERS AND OPPONENT 10 LONGEST

RUNS FROM SCRIMMAGE

CHARGERS

- 87t Melvin Gordon, Oct. 29, 2017 at New England
- Paul Lowe, Sept. 10, 1961 at Dallas Texans
- 86t Keith Lincoln, Sept. 30, 1962 at Oakland
- 85t LaDainian Tomlinson, Dec. 17, 2006 vs. K.C.
- 83t Michael Turner, Dec. 18, 2005 at Indianapolis
- 80t Brad Hubbert, Dec. 24, 1967 vs. N.Y. Jets
- 76t Keith Lincoln, Oct. 20, 1963 at Kansas City
- 76 LaDainian Tomlinson, Dec. 1, 2002 vs. Den.
- 75 Justin Jackson, Oct. 31, 2021 vs. New England
- 74t Michael Turner, Oct. 7, 2007 at Denver

OPPONENT

- 90t Colin Kaepernick, Dec. 20, 2014 at S.F.
- 89t Kenny King, Oct. 12, 1980 at Oakland
- 84t Damien Williams, Dec. 29, 2019 at K.C.
- 81 Billy Sims, Sept. 30, 1984 vs. Detroit
- 77 Napoleon Kaufman, Sept. 22, 1996 at Oak.
- 75t David Montgomery, Nov. 12, 2023 vs. Detroit
- Dameon Pierce, Oct. 2, 2022 at Houston
- 74t Kenneth Walker III, Oct. 23, 2022 vs. Seattle
- Jack Spikes, Sept. 10, 1961 at Dallas Texans
- 71t Corey Dillon, Nov. 2, 1997 at Cincinnati

PASS COMPLETIONS

CHARGERS

- 99t S.Humphries to T.Martin, Sept. 18, 1994 at Sea.
- 91t J.Kemp to K.Lincoln, Nov. 12, 1961 at Denver
- 88t E.Luther to B.Duckworth, Dec. 3, 1984 vs. Chi.
- 85t J.Hadl to L.Alworth, Oct. 17, 1965 at Boston
- T.Rote to L.Alworth, Oct. 6, 1963 at Denver
- 84t P.Rivers to A.Ekeler, Dec. 8, 2019 at Jax.
- J.Hadl to G.Garrison, Oct. 5, 1968 at N.Y. Jets
- 83t R.Leaf to J.Graham, Nov. 19, 2000 at Denver
- 82t T.Rote to L.Alworth, Dec. 6, 1964 vs. N.Y. Jets
- 81t P.Rivers to D.Sproles, Sept. 20, 2009 vs. Bal.
- D.Fouts to C.Joiner, Oct. 17, 1976 vs. Hou. Oilers

OPPONENT

- 99t T.Green to M.Boerigter, Dec. 22, 2002 at K.C.
- 98t J.Lee to W.Dewveall, Nov. 25, 1962 at Hou. Oilers
- 96t J.Montana to J.Rice, Nov. 27, 1988 vs. S.F.
- 93t C.Morton to S.Watson, Sept. 27, 1981 at Denver
- 90t S.DeBerg to J.Birden, Nov. 18, 1990 at K.C.
- C.Davidson to D.Dorsey, Dec. 2, 1962 vs. Oak.
- 89t N.O'Donnell to D.Stone, Sept. 1, 1991 at Pit.
- 87t D.Carr to A.Cooper, Dec. 31, 2017 vs. Oak.
- J.Namath to D.Maynard, Nov. 24, 1968 vs. N.Y. Jets
- F.Tripucka to A.Frazier, Nov. 12, 1961 at Den.

FIELD GOALS

CHARGERS

- 59 Cameron Dicker, Oct. 21, 2024 at Arizona
- Michael Badgley, Dec. 9, 2018 vs. Cincinnati
- 57 Cameron Dicker, Dec. 19, 2024 vs. Denver
- Nate Kaeding, Dec. 21, 2008 at Tampa Bay
- 55 Cameron Dicker, Nov. 6, 2023 at N.Y. Jets
- Cameron Dicker, Oct. 22, 2023 at Kansas City
- Nate Kaeding, Nov. 29, 2009 vs. Kansas City
- 54 Josh Lambo, Oct. 12, 2015 vs. Pittsburgh
- Nate Kaeding, Oct. 1, 2006 at Baltimore
- John Carney, Sept. 17, 2000 at Kansas City
- John Carney, Sept. 6, 1998 vs. Buffalo
- John Carney, Nov. 10, 1991 vs. Seattle

OPPONENT

- 61 Brandon McManus, Jan. 2, 2022 vs. Denver
- 59 Harrison Butker, Sept. 5, 2025 vs. K.C. in São Paulo
- 58 Harrison Butker, Sept. 20, 2020 vs. K.C. (OT)
- Harrison Butker, Sept. 20, 2020 vs. K.C. (OT)
- Dan Miller, Dec. 26, 1982 vs. Baltimore Colts
- 56 Greg Zuerlein, Sept. 19, 2021 vs. Dallas
- Justin Tucker, Dec. 22, 2018 vs. Baltimore
- Sebastian Janikowski, Oct. 9, 2016 at Oakland
- 55 Wi Lutz, Dec. 19, 2024 vs. Denver
- Jason Sanders, Dec. 11, 2022 vs. Miami
- Daniel Carlson, Dec. 4, 2022 at Las Vegas
- Daniel Carlson, Sept. 11, 2022 vs. Las Vegas
- Jason Elam, Nov. 7, 1999 vs. Denver
- Gary Anderson, Nov. 25, 1984 at Pittsburgh
- George Blanda, Dec. 3, 1961 vs. Houston Oilers

PUNTS

CHARGERS

- 83 JK Scott, Dec. 10, 2023 vs. Denver
- 82 Paul Maguire, Nov. 19, 1961 vs. Dallas Texans
- 73 Dennis Partee, Oct. 17, 1971 at Denver
- 72 Mike Scifres, Sept. 21, 2014 at Buffalo
- 71 Mike Scifres, Nov. 10, 2011 vs. Oakland
- Mike Scifres, Oct. 1, 2006 at Baltimore
- Mike Scifres, Dec. 4, 2005 vs. Oakland
- Maury Buford, Sept. 12, 1982 at Denver
- John Hadl, Nov. 8, 1964 at Denver
- 70 Mike Scifres, Nov. 25, 2007 vs. Baltimore

OPPONENT

- 81 Dustin Colquitt, Dec. 2, 2007 at Kansas City
- 79 Drew Butler, Dec. 9, 2012 at Pittsburgh
- 77 Greg Montgomery, Sept. 19, 1993 vs. Hou. Oilers
- 75 Kevin Huber, Dec. 1, 2013 vs. Cincinnati
- 74 Tommy Townsend, Sept. 15, 2022 at Kansas City
- Bob Grupp, Nov. 4, 1979 at Kansas City
- 73 Shane Lechler, Sept. 28, 2003 vs. Oakland
- 72 Ryan Plackemeier, Dec. 24, 2006 at Seattle
- Chris Gardocki, Oct. 26, 1997 vs. Indianapolis
- Bob Scarpitto, Oct. 22, 1967 at Denver
- Jerrel Wilson, Sept. 29, 1963 vs. Kansas City

INTERCEPTION RETURNS

CHARGERS

- 103t Vencie Glenn, Nov. 29, 1987 vs. Denver
- 102t Donald Frank, Oct. 31, 1993 at L.A. Raiders
- 100t Leslie "Speedy" Duncan, Oct. 15, 1967 vs. K.C.
- 99t Shaun Gayle, Dec. 23, 1995 at N.Y. Giants
- Stanley Richard, Sept. 4, 1994 at Denver
- Gill Byrd, Oct. 4, 1984 at Kansas City
- 90t Desmond King, Nov. 23, 2017 at Dallas
- Shahleel Addae, Jan. 1, 2017 vs. Kansas City
- 86 Trevor Williams, Sept. 30, 2018 vs. S.F.
- 83t Willie Clark, Sept. 22, 1996 at Oakland

OPPONENT

- 102t Louis Breedon, Nov. 8, 1981 vs. Cincinnati
- 99t Jaylen Watson, Sept. 15, 2022 at Kansas City
- Janoris Jenkins, Nov. 23, 2014 vs. St. Louis
- Kevin Ross, Sept. 6, 1992 vs. Kansas City
- 96t Ray Griffin, Nov. 11, 1979 at Cincinnati
- Bashaud Breeland, Dec. 10, 2017 vs. Was.
- 91t Chad Greenway, Sept. 27, 2015 at Minnesota
- Fred Williamson, Sept. 30, 1962 at Oakland
- 90t Leroy Butler, Sept. 15, 1996 at Green Bay
- Deion Sanders, Dec. 11, 1994 vs. S.F.
- 87t Mark McMillian, Dec. 14, 1997 vs. K.C.

KICKOFF RETURNS

CHARGERS

- 105t Richard Goodman, Jan. 1, 2012 at Oakland
- 103t Darren Sproles, Sept. 14, 2008 at Denver
- Keith Lincoln, Sept. 16, 1962 vs. Titans of N.Y.
- 101t Andre Roberts, Jan. 2, 2022 vs. Denver
- 99t Micheal Spurlock, Dec. 30, 2012 vs. Oakland
- 98t Gary Anderson, Nov. 17, 1985 at Denver
- 95t Nate Lewis, Nov. 17, 1991 vs. New Orleans
- 94t Jamie Holland, Dec. 18, 1988 vs. Kansas City
- 93t Ronney Jenkins, Nov. 18, 2001 at Oakland
- Ronney Jenkins, Sept. 10, 2000 vs. N.O.
- Anthony Miller, Nov. 20, 1988 at L.A. Rams

OPPONENT

- 104t Mecole Hardman, Dec. 29, 2019 at K.C.
- Ira Mathews, Oct. 25, 1979 at Oakland
- 103t Percy Harvin, Sept. 11, 2011 vs. Minnesota
- 101t Leon Washington, Sept. 26, 2010 at Seattle
- Brian Mitchell, Dec. 6, 1998 at Washington
- 99t Leon Washington, Sept. 26, 2010 at Seattle
- Byron Hanspard, Dec. 7, 1997 vs. Atlanta
- 98t Will Blackwell, Dec. 24, 2000 vs. Pittsburgh
- 97t Cassius Vaughn, Jan. 2, 2011 at Denver
- Tim Brown, Sept. 4, 1988 at L.A. Raiders

PUNT RETURNS

CHARGERS

95t Leslie "Speedy" Duncan, Nov. 24, 1968 vs. NYJ
90t Darrien Gordon, Sept. 25, 1994 at L.A. Raiders
88t Andre Coleman, Sept. 17, 1995 at Philadelphia
Mike Fuller, Oct. 9, 1977 at New Orleans
87t Derius Davis, Nov. 6, 2023 at N.Y. Jets
85t Eric Metcalf, Nov. 2, 1997 at Cincinnati
84t Tim Dwight, Sept. 9, 2001 vs. Washington
Ron Smith, Nov. 18, 1973 vs. New Orleans
83t Eric Metcalf, Nov. 30, 1997 vs. Denver
82t Paul Lowe, Oct. 7, 1961 at Boston

OPPONENT

95t Tyreek Hill, Jan. 1, 2017 vs. Kansas City
94t Dexter McCluster, Sept. 13, 2010 at K.C.
92t Rick Upchurch, Oct. 3, 1976 at Denver
91t Tyreek Hill, Sept. 9, 2018 vs. Kansas City
86t Tamarick Vanover, Oct. 9, 1995 at Kansas City
82t George Atkinson, Oct. 13, 1968 at Oakland
82 Ray Buchanan, Nov. 3, 1996 at Indianapolis
81 Dennis Northcutt, Nov. 5, 2006 vs. Cleveland
80t Phillip Buchanon, Dec. 28, 2003 vs. Oakland
79t Lemar Parrish, Dec. 6, 1970 vs. Cincinnati

FUMBLE RETURNS

CHARGERS

86t Eric Weddle, Nov. 30, 2008 vs. Atlanta
82t Donnie Edwards, Nov. 10, 2002 at St. Louis
81t Vencie Glenn, Oct. 22, 1989 vs. N.Y. Giants
79t Marlon McCree, Oct. 29, 2006 vs. St. Louis
78t Paul Bradford, Nov. 23, 1997 at San Francisco
75t Keith Browner (25 yds.) lateral to
Sam Seale(50 yds.), Nov. 20, 1988
at L.A. Rams
61t Tevaughn Campbell, Dec. 5, 2021 at Cincinnati
Caraun Reid, Sept. 25, 2016 at Indianapolis
58t Rick Redman, Oct. 2, 1966 vs. Miami
53t Darrell Stuckey, Dec. 7, 2014 vs. New England
53 Henry Rolling, Oct. 6, 1991 at L.A. Raiders

OPPONENT

97t Mike Edwards, Jan. 7, 2024 vs. Kansas City
68 A.J. Duhe, Oct. 15, 1978 vs. Miami
65t Tony Carter, Oct. 15, 2012 vs. Denver
64t Tyvon Branch, Oct. 10, 2010 at Oakland
63t Joey Browner, Sept. 2, 1984 at Minnesota
63 Rob Ninkovich, Oct. 24, 2010 vs. N.E.
62 Carlton Gray, Oct. 27, 1996 at Seattle
59t George Atkinson, Nov. 25, 1973 at Oakland
57t Tyreek Hill, Dec. 11, 2022 vs. Miami
56t Ifeadi Odenigbo, Dec. 15, 2019 vs. Minnesota

BLOCKED PUNT RETURNS

CHARGERS

35t Bob Zeman, Oct. 7, 1961 at Boston
21t Derrie Nelson, Nov. 13, 1983 vs. Dallas
19 Pete Lazetich, Sept. 24, 1972 vs. Denver
5 Gene Selawski, Oct. 22, 1961 at Oakland
4 Wayne Davis, Nov. 17, 1985 at Denver
3 Steve Heiden, Dec. 17, 2000 at Carolina
0t Jacob Hester, Oct. 25, 2009 at Kansas City
Darryll Lewis, Sept. 26, 1999 vs. Indianapolis
0s Carlos Polk, Sept. 22, 2002 at Arizona
0 Corey Lynch, Sept. 10, 2012 at Oakland

OPPONENT

37t Frank Warren, Nov. 17, 1991 vs. New Orleans
29t Adam Hayward, Nov. 11, 2012 at Tampa Bay
16 Randy McClanahan, Sept. 18, 1977 at Oak.
15 Walt Landers, Sept. 24, 1978 vs. Green Bay
14 Glen Cadrez, Oct. 13, 2002 vs. Kansas City
9 Tyrone Braxton, Oct. 2, 1988 vs. Denver
5t Hiram Eugene, Oct. 10, 2010 at Oakland
2t Jerry Robinson, Nov. 20, 1986 vs. L.A. Raiders
0s Nick Schommer, Oct. 31, 2010 vs. Tennessee
Rock Cartwright, Oct. 10, 2010 at Oakland

BLOCKED FIELD GOAL RETURNS

CHARGERS

72t Leslie "Speedy" Duncan, Nov. 23, 1967 vs. Den.
35 Tom Day, Oct. 15, 1967 vs. Kansas City
28 Jim Tolbert, Nov. 15, 1971 vs. St. Louis
27 Kenny Graham, Nov. 15, 1964 at Kansas City
25 Jeff Staggs, Oct. 25, 1970 vs. Houston Oilers

OPPONENT

66 Tommy Casanova, Sept. 22, 1974 at Cin.
65t Matt Ware, Oct. 23, 2005 at Philadelphia
60 Louis Wright, Nov. 17, 1985 at Denver
54t Doug Evans, Dec. 17, 2000 at Carolina
44t Devin McCourty, Dec. 6, 2020 vs. N.E.
42t Ray McElroy, Oct. 26, 1997 vs. Indianapolis
28 John Barmlett, Nov. 27, 1966 vs. Denver
17 Charlie West, Dec. 5, 1971 vs. Minnesota
Mike Statton, Oct. 1, 1967 vs. Buffalo
16 Daniel Thomas, Oct. 25, 2020 vs. Jax.
Fletcher Smith, Oct. 15, 1967 vs. Kansas City

MISSED FIELD GOAL RETURNS

CHARGERS

109t Antonio Cromartie, Nov. 4, 2007 at Min.

INDIVIDUAL POSTSEASON RECORDS

*NFL Record

SCORING

Most Points, Career

- 42 Nate Kaeding, 2004-09
- 37 Rolf Benirschke, 1977-86
- 30 John Carney, 1990-2000

Most Points, Game

- 15 Michael Badgley, AFC Wild Card, Jan. 6, 2019, at Baltimore
- 12 (10x) Last: Cameron Dicker and Austin Ekeler, AFC Wild Card, Jan. 14, 2023 at Jax.
- 11 Rolf Benirschke, AFC Divisional, Jan. 2, 1982 at Miami

Most Touchdowns, Career

- 4 Darren Sproles, 2005-09
- LaDainian Tomlinson, 2001-09
- Kellen Winslow, 1979-87
- Charlie Joiner, 1976-86
- 3 (4x) Last: Keenan Allen, 2013-23
- 2 (8x) Last: Austin Ekeler, 2017-23

Most Touchdowns, Game

- 2 (8x) Last: Austin Ekeler, AFC Wild Card Jan. 14, 2023 at Jacksonville
- 1 (54x) Last: Ladd McConkey, AFC Wild Card Jan. 11, 2025 at Houston

Most Points After Touchdown, Career

- 18 Nate Kaeding, 2004-09
- 16 Rolf Benirschke, 1977-86
- 9 John Carney, 1990-2000

Most Points After Touchdown, Game

- 6 George Blair, AFL Championship, Jan. 5, 1964 vs. Boston
- 5 Rolf Benirschke, AFC Divisional, Jan. 2, 1982 at Miami
- 4 (2x) Last: Nate Kaeding, AFC Divisional, Jan. 13, 2008 at Indianapolis

Most Two-Point Conversions, Game

- 1 (4x) Last: Keenan Allen, AFC Divisional, Jan. 13, 2019 at New England

FIELD GOALS

Most, Career

- 8 Nate Kaeding, 2004-09
- 7 John Carney, 1990-2000
- Rolf Benirschke, 1977-86
- 5 Cameron Dicker, 2022-24
- Michael Badgley, 2018-20

Most, Game

- 5 Michael Badgley, AFC Wild Card, Jan. 6, 2019 at Baltimore
- 4 Nate Kaeding, AFC Championship, Jan. 20, 2008 at New England
- 3 Cameron Dicker, AFC Wild Card, Jan. 14, 2023 at Jacksonville
- Ben Agajanian, AFL Championship, Jan. 1, 1961 vs. Houston Oilers

Longest

- 54 John Carney, AFC Wild Card, Dec. 31, 1995 vs. Indianapolis
- 53 Michael Badgley, AFC Wild Card, Jan. 6, 2019 at Baltimore
- 50 Cameron Dicker, AFC Wild Card, Jan. 14, 2023 at Jacksonville

RUSHING

Most Attempts, Career

- 110 Chuck Muncie, 1980-84
- 96 LaDainian Tomlinson, 2001-09
- 63 Natrone Means, 1993-95, 98-99

Most Attempts, Game

- 26 LaDainian Tomlinson, AFC Wild Card, Jan. 8, 2005 vs. New York Jets
- 25 Chuck Muncie, AFC First Round, Jan. 9, 1983 at Pittsburgh
- 24 Natrone Means, AFC Divisional, Jan. 8, 1995 vs. Miami
- Chuck Muncie, AFC Divisional, Jan. 2, 1982 at Miami

Most Yards, Career

- 516 Chuck Muncie, 1980-84
- 380 Paul Lowe, 1960-68
- 327 LaDainian Tomlinson, 2001-09

Most Yards, Game

- 206 Keith Lincoln, AFL Championship, Jan. 5, 1964 vs. Boston
- 165 Paul Lowe, AFL Championship, Jan. 1, 1961 at Houston Oilers
- 139 Natrone Means, AFC Divisional, Jan. 8, 1995 vs. Miami

Most Touchdowns, Career

- 4 LaDainian Tomlinson, 2001-09
- 3 Chuck Muncie, 1980-84
- 2 (6x) Last: Austin Ekeler, 2017-23

Most Touchdowns, Game

- 2 Austin Ekeler, AFC Wild Card, Jan. 14, 2023 at Jacksonville
- Darren Sproles, AFC Wild Card, Jan. 3, 2009 vs. Indianapolis
- LaDainian Tomlinson, AFC Divisional, Jan. 14, 2007 vs. New England
- 1 (24x) Last: Melvin Gordon, AFC Divisional, Jan. 13, 2019 at New England

Longest Run

- 67t Keith Lincoln, AFL Championship, Jan. 5, 1964 vs. Boston
- 58t Ronnie Brown, AFC Wild Card, Jan. 5, 2014 at Cincinnati
- Paul Lowe, AFL Championship, Jan. 5, 1964 vs. Boston
- 56t Keith Lincoln, AFL Championship, Jan. 5, 1964 vs. Boston

PASSING

Most Attempts, Career

- 355 Philip Rivers 2004-19
- 286 Dan Fouts 1973-87
- 228 Stan Humphries 1992-97

Most Attempts, Game

- 53 Dan Fouts, AFC Divisional, Jan. 2, 1982 at Miami (OT)
- 51 Philip Rivers, AFC Divisional, Jan. 13, 2019 at New England
- 49 Stan Humphries, Super Bowl XXIX, Jan. 29, 1995 vs. San Francisco

Most Completions, Career

- 211 Philip Rivers, 2004-19
- 159 Dan Fouts, 1973-87
- 118 Stan Humphries, 1992-97

Most Completions, Game

- 33 Dan Fouts, AFC Divisional, Jan. 2, 1982 at Miami (OT)
- 31 Drew Brees, AFC Wild Card, Jan. 8, 2005 vs. New York Jets
- 28 Stan Humphries, AFC Wild Card, Dec. 31, 1995 vs. Indianapolis

Highest Completion Pct., Career (min. 40 att.)

- 73.8 Drew Brees, 2001-04
- 59.4 Philip Rivers, 2004-19
- 55.6 Dan Fouts, 1973-87

Highest Completion Pct, Game (min. 10 att.)

- 75.0 Philip Rivers, AFC Wild Card, Jan. 5, 2014 at Cincinnati
- 73.8 Drew Brees, AFC Wild Card, Jan. 8, 2005 vs. New York Jets
- 73.7 Philip Rivers, AFC Divisional, Jan. 13, 2008 at Indianapolis

Most Yards, Career

- 2,656 Philip Rivers, 2004-19
- 2,125 Dan Fouts, 1973-87
- 1,347 Stan Humphries, 1992-97

Most Yards, Game

- 433 Dan Fouts, AFC Divisional, Jan. 2, 1982 at Miami (OT)
- 336 Dan Fouts, AFC Championship, Jan. 11, 1981 vs. Oakland
- 333 Dan Fouts, AFC First Round, Jan. 9, 1983 at Pittsburgh

Most Touchdowns, Career

- 14 Philip Rivers, 2004-19
- 12 Dan Fouts, 1973-87
- 6 Stan Humphries, 1992-97

Most Touchdowns, Game

- 3 (5x) Last: Philip Rivers, AFC Divisional, Jan. 13, 2019 at New England
- 2 (6x) Last: Philip Rivers, AFC Divisional, Jan. 12, 2014 at Denver
- 1 (11x) Last: Justin Herbert, AFC Wild Card, Jan. 11, 2025 at Houston

Highest Passer Rating, Career (min. 40 att.)

- 101.2 Drew Brees, 2001-04
- 84.2 Philip Rivers, 2004-19
- 76.4 Tobin Rote, 1963-64

Highest Passer Rating, Game (min. 10 att.)

- 145.3 Tobin Rote, AFL Championship, Jan. 5, 1964 vs. Boston
- 133.2 Philip Rivers, AFC Divisional, Jan. 13, 2008 at Indianapolis
- 132.1 John Hadl, AFL Championship, Jan. 5, 1964 vs. Boston

Most Games 300 Yards or More, Career

- 5 Dan Fouts, 1973-87
- 2 Philip Rivers, 2004-19
- 1 Drew Brees, 2001-04

Most Games 400 Yards or More, Career

- 1 Dan Fouts, 1973-87

Longest Completion

- 86t Justin Herbert, AFC Wild Card, Jan. 11, 2025 at Houston
- 62t Philip Rivers, AFC Divisional, Jan. 11, 2009 at Pittsburgh
- 58 Philip Rivers, AFC Divisional, Jan. 14, 2007 vs. New England

Most Interceptions, Career

- 16 Dan Fouts, 1973-87
- 13 Stan Humphries, 1992-97
- 10 Philip Rivers, 2004-19

Most Interceptions, Game

- 5 Dan Fouts, AFC Second Round, Jan. 16, 1983 at Miami
- Dan Fouts, AFC Divisional, Dec. 29, 1979 vs. Houston Oilers
- 4 (4x) Last: Justin Herbert, AFC Wild Card, Jan. 11, 2025 at Houston
- 2 (9x) Last: Philip Rivers, AFC Divisional, Jan. 17, 2010 vs. New York Jets

RECEIVING

Most Receptions, Career

- 51 Antonio Gates, 2003-18
- 39 Ronnie Harmon, 1990-95
- 30 Charlie Joiner, 1976-86

Most Receptions, Game

- 13 Kellen Winslow, AFC Divisional, Jan. 2, 1982 at Miami (OT)
- 10 Ronnie Harmon, AFC Wild Card, Dec. 31, 1995 vs. Indianapolis
- 9 (5x) Last: Ladd McConkey, AFC Wild Card, Jan. 11, 2025 at Houston

Most Yards, Career

- 540 Antonio Gates, 2003-18
- 539 Charlie Joiner, 1976-86
- 503 Vincent Jackson, 2005-09

Most Yards, Game

- 197 Ladd McConkey, AFC Wild Card, Jan. 11, 2025 at Houston
- 166 Kellen Winslow, AFC Divisional, Jan. 2, 1982 at Miami (OT)
- 142 Keenan Allen, AFC Divisional, Jan. 12, 2014 at Denver

Most Touchdowns, Career

- 4 Kellen Winslow, 1979-87
- Charlie Joiner, 1976-86
- 3 Keenan Allen, 2013-22
- Vincent Jackson, 2005-11
- 2 (5x) Last: Antonio Gates, 2003-18

Most Touchdowns, Game

- 2 (4x) Last: Keenan Allen, AFC Divisional, Jan. 12, 2014 at Denver
- 1 (32x) Last: Ladd McConkey, AFC Wild Card, Jan. 11, 2025 at Houston

SCRIMMAGE YARDS

Most, Career

- 644 Chuck Muncie, 1980-84
- 540 Antonio Gates, 2003-18
- 539 Charlie Joiner, 1976-86

Most, Game

- 329 Keith Lincoln, AFL Championship, Jan. 5, 1964 vs. Boston
- 197 Ladd McConkey, AFC Wild Card, Jan. 11, 2025 at Houston
- 187 LaDainian Tomlinson, AFC Divisional, Jan. 14, 2007 vs. New England

INTERCEPTIONS

Most Interceptions, Career

- 3 Asante Samuel, 2020-24
- Drayton Florence, 2003-07
- Glen Edwards, 1978-81
- 2 (5x) Last: Quentin Jammer, 2002-09
- 1 (22x) Last: Deane Leonard, 2022-24

Most Interceptions, Game

- 3 Asante Samuel, AFC Wild Card, Jan. 14, 2023 at Jacksonville
- 2 (4x) Last: Glen Edwards, AFC Divisional, Jan. 3, 1981 vs. Buffalo
- 1 (30x) Last: Deane Leonard, AFC Wild Card, Jan. 11, 2025 at Houston

Most Interception Return Yards, Career

- 62 Glen Edwards, 1978-81
- 45 Bud Whitehead, 1961-68
- 40 Darren Carrington, 1991-94

Most Interception Return Yards, Game

- 45 Bud Whitehead, AFL Championship, Dec. 24, 1961 vs. Houston Oilers
- 40 Darren Carrington, AFC Wild Card, Jan. 12, 1993 vs. Kansas City
- 35 Bruce Laird, AFC First Round, Jan. 9, 1983 at Pittsburgh
- Glen Edwards, AFC Divisional, Jan. 2, 1982 at Miami (OT)

Longest Interception Return

- 40 Darren Carrington, AFC Wild Card, Jan. 12, 1993 vs. Kansas City
- 30 Shareece Wright, AFC Wild Card, Jan. 5, 2014 at Cincinnati
- Antonio Cromartie, AFC Divisional, Jan. 13, 2008 at Indianapolis
- 24 Quentin Jammer, AFC Divisional, Jan. 17, 2010 vs. New York Jets

SACKS

Most, Career (since 1982)

- 3.0 Khalil Mack, 2022-24
- Shawn Lee, 1992-95
- 2.5 Leslie O'Neal, 1992-95
- 2.0 Joey Bosa, 2016-24
- Melvin Ingram, 2012-20
- Eric Weddle, 2007-15
- Luis Castillo, 2005-11
- Shawne Merriman, 2005-10
- Raylee Johnson, 1993-2003
- Burt Grossman, 1989-93

Most, Game (since 1982)

- 2.5 Leslie O'Neal, AFC Wild Card, Jan. 2, 1993 vs. Kansas City
- 2.0 (7x) Last: Khalil Mack, AFC Wild Card, Jan. 11, 2025 at Houston
- 1.5 Steve Foley, AFC Wild Card, Jan. 8, 2005 vs. New York Jets

PUNTING

Most Punts, Career

- 52 Mike Scifres, 2003-13
- 13 John Kidd, 1990-94
- 11 Donnie Jones, 2018
- Bryan Wagner, 1994

Most Punts, Game

- 7 Mike Scifres, AFC Divisional, Jan. 14, 2007 vs. New England
- John Kidd, AFC Divisional, Jan. 10, 1993 at Miami
- 6 (7x) Last: Donnie Jones, AFC Divisional, Jan. 13, 2019 at New England
- 5 (8x) Last: JK Scott, AFC Wild Card, Jan. 11, 2025 at Houston

Most Yards, Career

- 2,330 Mike Scifres, 2003-13
- 587 John Kidd, 1990-94
- 474 Bryan Wagner, 1994

Most Yards, Game

- 324 John Kidd, AFC Divisional, Jan. 10, 1993 at Miami
- 316 Mike Scifres, AFC Wild Card, Jan. 3, 2009 vs. Indianapolis (OT)
- 297 Mike Scifres, AFC Wild Card, Jan. 17, 2010 vs. New York Jets

Longest Punt

- 67 Mike Scifres, AFC Wild Card, Jan. 3, 2009 vs. Indianapolis (OT)
- 66 Mike Scifres, AFC Divisional, Jan. 13, 2008 at Indianapolis
- 65 Darren Bennett, AFC Wild Card, Dec. 31, 1995 vs. Indianapolis

Highest, Career (minimum 5 punts)

- 45.2 John Kidd, 1990-94
- 44.8 Mike Scifres, 2003-13
- 43.9 John Hadl, 1962-72

Highest, Game (minimum 2 punts)

- 59.0 Mike Scifres, AFC Divisional, Jan. 13, 2008 at Indianapolis
- 54.5 Darren Bennett, AFC Wild Card, Dec. 31, 1995 vs. Indianapolis
- 52.7 Mike Scifres, AFC Wild Card, Jan. 3, 2009 vs. Indianapolis (OT)

PUNT RETURNS

Most Returns, Career

- 12 Darren Sproles, 2005-09
- 8 Mike Fuller, 1975-80
- 7 Eric Parker, 2002-06

Most Returns, Game

- 5 Eric Parker, AFC Divisional, Jan. 14, 2007 vs. New England
- 4 (2x) Last: Desmond King, AFC Wild Card, Jan. 6, 2019 at Baltimore
- 3 (6x) Last: Darren Sproles, AFC Wild Card, Jan. 3, 2009 vs. Indianapolis (OT)

Most Yards, Career

- 107 Darren Sproles, 2005-09
- 99 Mike Fuller, 1975-80
- 63 Wes Chandler, 1981-87

Most Yards, Game

- 72 Darren Sproles, AFC Wild Card, Jan. 3, 2009 vs. Indianapolis (OT)
- 56 Wes Chandler, AFC Divisional, Jan. 2, 1982 at Miami (OT)
- 46 Desmond King, AFC Wild Card, Jan. 6, 2019 at Baltimore

Longest Return

- 56t Wes Chandler, AFC Divisional, Jan. 2, 1982 at Miami (OT)
- 33 Desmond King, AFC Wild Card, Jan. 6, 2019 at Baltimore

Most Touchdowns, Career

- 1 Wes Chandler, 1981-87

KICKOFF RETURNS

Most Returns, Career

- 21 Darren Sproles, 2005-09
- 19 Andre Coleman, 1994-96
- 17 James Brooks, 1981-83

Most Returns, Game

- 8 Andre Coleman, Super Bowl XXIX, Jan. 29, 1995 vs. San Francisco
- 6 Andre Coleman, AFC Wild Card, Dec. 31, 1995 vs. Indianapolis
- 5 (6x) Last: Desmond King, AFC Divisional, Jan. 13, 2019 at New England

Most Yards, Career

- 537 Darren Sproles, 2005-09
- 483 Andre Coleman, 1994-96
- 283 James Brooks, 1981-83

Most Yards, Game

- 244 Andre Coleman, Super Bowl XXIX, Jan. 29, 1995 vs. San Francisco
- 164 Darren Sproles, AFC Divisional, Jan. 11, 2009 at Pittsburgh
- 147 Leslie "Speedy" Duncan, AFL Championship, Dec. 26, 1964 at Buffalo

Longest Return

- 98t Andre Coleman, Super Bowl XXIX, Jan. 29, 1995 vs. San Francisco
- 72 Desmond King, AFC Wild Card, Jan. 6, 2019 at Baltimore
- 63 Darren Sproles, AFC Divisional, Jan. 11, 2009 at Pittsburgh

Most Touchdowns, Career

- 1 Andre Coleman, 1994-96

SERVICE

Most Games

- 12 Antonio Gates, 2003-18
- David Binn, 1994-2010
- 11 Philip Rivers, 2004-19
- 10 Nick Hardwick, 2004-13
- Mike Scifres, 2004-13

TEAM POSTSEASON RECORDS

*NFL Record

POINTS

Most, Quarter

- 24 AFC Championship, Jan. 2, 1982 at Miami (1st Q)
- 21 AFL Championship,
Jan. 5, 1964 vs. Boston (1st Q)
- 17 AFC Wild Card, Jan. 14, 2023 at Jax. (1st Q)
- AFC Divisional, Jan. 10, 2014 at Den. (4th Q)

Most, Quarter, Opponent

- 21 AFC Divisional,
Jan. 13, 2019 at New England (2nd Q)
- AFC Divisional, Jan. 10, 1993 at Mia. (2nd Q)
- AFC Championship,
Jan. 11, 1981 vs. Oakland (1st Q)
- 20 AFC Second Round,
Jan. 16, 1983 at Miami (2nd Q)
- 14 (11x) Last: AFC Wild Card, Jan. 6, 2019 at Bal.

Most Quarter, Both Teams

- 33 AFC Second Round,
Jan. 16, 1983 at Miami (2nd Q)
- 28 (4x) Last: AFC Divisional,
Jan. 11, 2009 at Pittsburgh (4th Q)
- 25 AFC Wild Card, Jan. 6, 2019 at Bal. (4th Q)

Most, Game

- 51 AFL Championship, Jan. 5, 1964 vs. Boston
- 41 AFC Divisional, Jan. 2, 1982 at Miami (OT)
- 31 AFC First Round, Jan. 9, 1983 at Pittsburgh

Most, Game, Opponent

- 49 Super Bowl XXIX, Jan. 29, 1995 vs. S.F.
- 41 AFC Divisional, Jan. 13, 2019 at New England
- 38 AFC Divisional, Jan. 2, 1982 at Miami (OT)

Most, Game, Both Teams

- 79 AFC Divisional, Jan. 2, 1982 at Miami (OT)
- 75 Super Bowl XXIX, Jan. 29, 1995 vs. S.F.
- 69 AFC Divisional, Jan. 13, 2019 at New England

Fewest, Game

- 0 AFC Divisional, Jan. 10, 1993 at Miami
- AFL Championship, Dec. 26, 1965 vs. Buffalo
- 3 AFL Championship,
Dec. 24, 1961 vs. Houston Oilers
- 7 AFC Championship,
Jan. 10, 1982 at Cincinnati
- AFL Championship, Dec. 26, 1964 at Buffalo

Fewest, Game, Opponent

- 0 AFC Wild Card, Jan. 2, 1993 vs. Kansas City
- 6 AFC Wild Card, Jan. 6, 2008 vs. Tennessee
- 10 (3x) Last: AFC Wild Card,
Jan. 5, 2014 at Cincinnati

Fewest, Game, Both Teams

- 13 AFL Championship,
Dec. 24, 1961 vs. Houston Oilers
- 17 AFC Wild Card, Jan. 2, 1993 vs. Kansas City
- 23 (2x) Last: AFC Wild Card,
Jan. 6, 2008 vs. Tennessee

TOUCHDOWNS

Most, Game

- 7 AFL Championship, Jan. 5, 1964 vs. Boston
- 5 AFC Divisional, Jan. 2, 1982 at Miami (OT)
- 4 (3x) Last: AFC Divisional,
Jan. 13, 2019 at New England

Most, Game, Opponent

- 7 Super Bowl XXIX, Jan. 29, 1995 vs. S.F.
- 5 (4x) Last: AFC Divisional,
Jan. 13, 2019 at New England
- 4 (5x) Last: AFC Wild Card,
Jan. 14, 2023 at Jacksonville

Most, Game, Both Teams

- 10 Super Bowl XXIX, Jan. 29, 1995 vs. S.F.
- AFC Divisional, Jan. 2, 1982 at Miami (OT)
- 9 AFC Divisional, Jan. 13, 2019 at New England
- 8 (3x) Last: AFC Divisional,
Jan. 11, 2009 at Pittsburgh

POINTS AFTER TOUCHDOWN

Most, Game

- 6 AFL Championship, Jan. 5, 1964 vs. Boston
- 5 AFC Divisional, Jan. 2, 1982 at Miami (OT)
- 4 (2x) Last: AFC Divisional,
Jan. 13, 2008 at Indianapolis

Most, Game, Opponent

- 7 Super Bowl XXIX, Jan. 29, 1995 vs. S.F.
- 5 (4x) Last: AFC Divisional,
Jan. 13, 2019 at New England
- 4 (4x) Last: AFC Divisional,
Jan. 10, 1993 at Miami

Most, Game, Both Teams

- 10 Super Bowl XXIX, Jan. 29, 1995 vs. S.F.
- AFC Divisional, Jan. 2, 1982 at Miami (OT)
- 8 (2x) Last: AFC Divisional,
Jan. 11, 2009 at Pittsburgh
- 7 (5x) Last: AFC Divisional,
Jan. 13, 2019 at New England

Most Two-Point Conversions, Game

- 2 Super Bowl XXIX, Jan. 29, 1995 vs. S.F.
- 1 AFC Divisional, Jan. 13, 2019 at New England

Most Two-Point Conversions, Game, Opponent

- 1 AFC Wild Card, Jan. 14, 2023 at Jacksonville
- AFC Divisional, Jan. 14, 2007 vs. N.E.

FIELD GOALS

Most, Game

- 5 AFC Wild Card, Jan. 6, 2019 at Baltimore
- 4 AFC Championship, Jan. 20, 2008 at N.E.
- 3 AFC Wild Card, Jan. 14, 2023 at Jacksonville
- AFL Championship,
Jan. 1, 1961 at Houston Oilers

Most, Game, Opponent

- 4 AFC Championship, Jan. 20, 2008 at N.E.
- 3 (3x) Last: AFC Wild Card,
Jan. 11, 2025 at Houston
- 2 (7x) Last: AFC Divisional,
Jan. 13, 2019 at New England

Most, Game, Both Teams

- 6 AFC Wild Card, Jan. 6, 2019 at Baltimore
- 5 AFC Wild Card, Jan. 11, 2025 at Houston
- 4 (4x) Last: AFC Wild Card,
Jan. 14, 2023 at Jacksonville

FIRST DOWNS

Most, Game

- 33 AFC Divisional, Jan. 2, 1982 at Miami (OT)
- 29 AFC First Round, Jan. 9, 1983 at Pittsburgh
- 28 AFC Divisional, Jan. 8, 1995 vs. Miami

Most, Game, Opponent

- 30 AFC Divisional, Jan. 13, 2019 at New England
- 29 AFC Second Round, Jan. 16, 1983 at Miami
- 28 Super Bowl XXIX, Jan. 29, 1995 vs. S.F.

Most, Game, Both Teams

- 58 AFC Divisional, Jan. 2, 1982 at Miami (OT)
- 55 AFC First Round, Jan. 9, 1983 at Pittsburgh
- 52 AFC Divisional, Jan. 13, 2019 at New England

Fewest, Game

- 10 AFC Divisional, Jan. 10, 1993 at Miami
- 12 AFL Championship, Dec. 26, 1965 vs. Buffalo
- 13 (2x) Last: AFC Divisional,
Jan. 12, 2014 at Denver

Fewest, Game, Opponent

- 11 AFC Wild Card, Jan. 6, 2019 at Baltimore
- 14 (3x) Last: AFC Divisional,
Jan. 17, 2010 vs. New York Jets
- 15 (2x) Last: AFC Wild Card,
Jan. 6, 2008 vs. Tennessee

Fewest, Game, Both Teams

- 25 AFC Wild Card, Jan. 6, 2019 at Baltimore
- 26 AFL Championship, Dec. 26, 1965 vs. Buffalo
- 28 AFC Divisional, Jan. 10, 1993 at Miami

FIRST DOWNS RUSHING

Most, Game

- 12 AFC Divisional, Jan. 14, 2007 at N.E.
- AFC Divisional, Jan. 8, 1995 vs. Miami
- 11 (5x) Last: AFC Wild Card,
Jan. 3, 2009 vs. Indianapolis (OT)
- 10 AFC Divisional, Jan. 2, 1982 at Miami (OT)

Most, Game, Opponent

- 15 AFC Second Round, Jan. 16, 1983 at Miami
- 13 (2x) Last: AFC Divisional,
Jan. 12, 2014 at Denver
- 12 (2x) Last: AFC Divisional,
Jan. 11, 2009 at Pittsburgh

Most, Game, Both Teams

- 20 AFC Second Round, Jan. 16, 1983 at Miami
- 19 (2x) Last: AFC Wild Card,
Jan. 5, 2014 at Cincinnati
- 17 (3x) Last: AFC Championship,
Jan. 20, 2008 at New England

Fewest, Game

- 1 (2x) Last: AFC Divisional,
Jan. 12, 2014 at Denver
- 2 (2x) Last: AFC Divisional,
Jan. 13, 2019 at New England
- 3 (2x) Last: AFC Wild Card,
Jan. 6, 2019 at Baltimore

Fewest, Game, Opponent

- 2 AFC Divisional, Jan. 8, 1995 vs. Miami
- 3 (3x) Last: AFC Divisional,
Jan. 14, 2007 at New England
- 4 (5x) Last: AFC Wild Card,
Jan. 6, 2019 at Baltimore

Fewest, Game, Both Teams

- 7 AFC Wild Card, Jan. 6, 2019 at Baltimore
- 8 (3x) Last: AFC Divisional,
Jan. 17, 2010 vs. New York Jets
- 9 AFC Wild Card, Jan. 14, 2023 at Jacksonville
- AFL Championship, Dec. 26, 1965 vs. Buffalo

FIRST DOWNS PASSING

Most, Game

- 21 AFC Divisional, Jan. 2, 1982 at Miami (OT)
- 20 AFC Wild Card, Dec. 31, 1995 vs. Indianapolis
- 19 AFC First Round, Jan. 9, 1983 at Pittsburgh

Most, Game, Opponent

- 21 AFC Divisional, Jan. 13, 2008 at Indianapolis
- AFC Divisional, Jan. 2, 1982 at Miami (OT)
- 20 AFC Wild Card, Jan. 5, 2014 at Cincinnati
- 19 AFC First Round, Jan. 9, 1983 at Pittsburgh

Most, Game, Both Teams

- 42 AFC Divisional, Jan. 2, 1982 at Miami (OT)
- 38 AFC First Round, Jan. 9, 1983 at Pittsburgh
- 35 AFC Divisional, Jan. 13, 2008 at Indianapolis

Fewest, Game

- 7 (5x) Last: AFC Divisional, Jan. 10, 1993 at Miami
- 8 (3x) Last: AFC Wild Card, Jan. 6, 2019 at Baltimore
- 9 (5x) Last: AFC Wild Card, Jan. 11, 2025 at Houston

Fewest, Game, Opponent

- 5 AFC Divisional, Dec. 29, 1979 vs. Houston Oilers
- 6 AFC Divisional, Jan. 17, 2010 vs. N.Y. Jets
- 7 AFC Wild Card, Jan. 6, 2019 at Baltimore

Fewest, Game, Both Teams

- 15 (2x) Last: AFC Wild Card, Jan. 6, 2019 at Baltimore
- 16 (3x) Last: AFC Divisional, Jan. 10, 1993 at Miami
- 17 (2x) Last: AFC Wild Card, Jan. 2, 1993 vs. Kansas City

TOTAL NET YARDS GAINED

Most, Game

- 601 AFL Championship, Jan. 5, 1964 vs. Boston
- 564 AFC Divisional, Jan. 2, 1982 at Miami (OT)
- 479 AFC First Round, Jan. 9, 1983 at Pittsburgh

Most, Game, Opponent

- 498 AFC Divisional, Jan. 13, 2019 at New England
- 466 AFC Divisional, Jan. 2, 1982 at Miami (OT)
- 449 Super Bowl XXIX, Jan. 29, 1995 vs. S.F.

Most, Game, Both Teams

- 1,030 AFC Divisional, Jan. 2, 1982 at Miami (OT)
- 901 AFC First Round, Jan. 9, 1983 at Pittsburgh
- 862 AFL Championship, Jan. 5, 1964 vs. Boston

NET YARDS GAINED RUSHING

Most, Game

- 309 AFL Championship, Jan. 5, 1964 vs. Boston
- 202 AFC Wild Card, Jan. 8, 1995 vs. Miami
- 196 AFC Wild Card, Jan. 5, 2014 at Cincinnati

Most, Game, Opponent

- 219 AFL Championship, Dec. 26, 1964 vs. Buffalo
- 214 AFC Second Round, Jan. 16, 1983 at Miami
- 178 AFC Wild Card, Dec. 31, 1995 vs. Indianapolis

Most, Game, Both Teams

- 384 AFL Championship, Jan. 5, 1964 vs. Boston
- 343 AFL Championship, Dec. 26, 1964 vs. Buffalo
- 323 AFC Wild Card, Dec. 31, 1995 vs. Indianapolis

NET YARDS GAINED PASSING

Most, Game

- 415 AFC Divisional, Jan. 2, 1982 at Miami (OT)
- 351 AFC Championship, Jan. 11, 1981 vs. Oakland
- 333 AFC First Round, Jan. 9, 1983 at Pittsburgh

Most, Game, Opponent

- 402 AFC Divisional, Jan. 13, 2008 at Indianapolis
- 388 AFC Divisional, Jan. 2, 1982 at Miami (OT)
- 349 AFC Championship, Jan. 15, 1995 at Pit.

Most, Game, Both Teams

- 803 AFC Divisional, Jan. 2, 1982 at Miami (OT)
- 714 AFC Divisional, Jan. 13, 2008 at Indianapolis
- 659 AFC Divisional, Jan. 13, 2019 at New England

CHARGERS AND OPPONENT FIVE LONGEST POSTSEASON PLAYS

RUNS FROM SCRIMMAGE

CHARGERS

- 58t Ronnie Brown, AFC Wild Card, Jan. 5, 2014 at Cincinnati
- 26 Darren Sproles, AFC Championship, Jan. 20, 2008 at New England
- 24t Natrone Means, AFC Divisional, Jan. 8, 1995 vs. Miami
- 22t Darren Sproles, AFC Wild Card, Jan. 3, 2009 vs. Indianapolis
- 22 Darren Sproles, AFC Divisional, Jan. 17, 2010 vs. New York Jets

OPPONENT

- 66t Zack Crockett, AFC Wild Card, Dec. 31, 1995 vs. Indianapolis
- 53t Shonn Greene, AFC Divisional, Jan. 17, 2010 vs. New York Jets
- 40 Sony Michel, AFC Divisional, Jan. 13, 2019 at New England
- 33t Zack Crockett, AFC Wild Card, Dec. 31, 1995 vs. Indianapolis
- 27 C.J. Stroud, AFC Wild Card, Jan. 11, 2025 at Houston
- Willie Parker, AFC Divisional, Jan. 11, 2009 at Pittsburgh

PASS COMPLETIONS

CHARGERS

- 86t Justin Herbert to Ladd McConkey, AFC Wild Card, Jan. 11, 2025 at Houston
- 62t Philip Rivers to Darren Sproles, AFC Divisional, Jan. 11, 2009 at Pittsburgh
- 58 Philip Rivers to LaDainian Tomlinson, AFC Divisional, Jan. 14, 2007 vs. N.E.
- 56t Philip Rivers to Darren Sproles, AFC Divisional, Jan. 13, 2008 at Ind.
- 49 Philip Rivers to Keenan Allen, AFC Divisional, Jan. 12, 2014 at Denver

OPPONENT

- 72t Peyton Manning to Reggie Wayne, AFC Wild Card, Jan. 3, 2009 vs. Ind.
- 55t Peyton Manning to Anthony Gonzalez, AFC Divisional, Jan. 13, 2008 at Ind.
- 51t Steve Young to Ricky Watters, Super Bowl XXIX at Joe Robbie Stadium, Jan. 29, 1995 vs. San Francisco
- 49 Andy Dalton to Marvin Jones, AFC Wild Card, Jan. 5, 2014 at Cin.
- Tom Brady to Reche Caldwell, AFC Divisional, Jan. 14, 2007 vs. N.E.

FIELD GOALS

CHARGERS

- 54 John Carney, AFC Wild Card, Dec. 31, 1995 vs. Indianapolis
- 53 Michael Badgley, AFC Wild Card, Jan. 6, 2019 at Baltimore
- 50 Cameron Dicker, AFC Wild Card, Jan. 14, 2023 at Jacksonville
- 47 Michael Badgley, AFC Wild Card, Jan. 6, 2019 at Baltimore
- 42 Nate Kaeding, AFC Divisional, Jan. 11, 2009 at Pittsburgh

OPPONENT

- 50 Stephen Gotskowski, AFC Divisional, Jan. 14, 2007 vs. New England
- 46 Mike Nugent, AFC Wild Card, Jan. 5, 2014 at Cincinnati
- Jay Feely, AFC Divisional, Jan. 17, 2010 vs. New York Jets
- Adam Vinatieri, AFC Divisional, Jan. 13, 2008 at Indianapolis
- 45 Matt Prater, AFC Divisional, Jan. 12, 2014 at Denver

PUNTS

CHARGERS

- 67 Mike Scifres, AFC Wild Card, Jan. 3, 2009 vs. Indianapolis
- 66 Mike Scifres, AFC Divisional, Jan. 13, 2008 at Indianapolis
- 65 Darren Bennett, AFC Wild Card, Dec. 31, 1995 vs. Indianapolis
- 64 John Hadl, AFL Championship, Dec. 26, 1964 at Buffalo
- 62 Mike Scifres, AFC Divisional, Jan. 12, 2014 at Denver

OPPONENT

- 71 Ray Guy, AFC Championship, Jan. 11, 1981 vs. Oakland
- 67 Tommy Townsend, AFC Wild Card, Jan. 11, 2025 at Houston
- 68 Tom Yewcic, AFL Championship, Jan. 5, 1964 vs. Boston Patriots
- 64 Paul Maguire, AFL Championship, Dec. 26, 1964 at Buffalo
- 63 Hunter Smith, AFC Wild Card, Jan. 3, 2009 vs. Indianapolis

INTERCEPTION RETURNS

CHARGERS

- 40 Darren Carrington, AFC Wild Card, Jan. 2, 1993 vs. Kansas City
- 30 Shareece Wright, AFC Wild Card, Jan. 5, 2014 at Cincinnati
- Antonio Cromartie, AFC Divisional, Jan. 13, 2008 at Indianapolis
- 24 Quentin Jammer, AFC Divisional, Jan. 17, 2010 vs. New York Jets
- 17 Drayton Florence, AFC Divisional, Jan. 14, 2007 vs. New England

OPPONENT

- 54 Derek Stingley Jr., AFC Wild Card, Jan. 11, 2025 at Houston
- 38t Eric Murray, AFC Wild Card, Jan. 11, 2025 at Houston
- 36 Antoine Bethea, AFC Wild Card, Jan. 3, 2009 vs. Indianapolis
- Jason Belser, AFC Wild Card, Dec. 31, 1995 vs. Indianapolis
- 32 Jason Belser, AFC Wild Card, Dec. 31, 1995 vs. Indianapolis

KICKOFF RETURNS

CHARGERS

- 98t Andre Coleman, Super Bowl XXIX at Joe Robbie Stadium Jan. 29, 1995 vs. S.F.
72 Desmond King, AFC Wild Card, Jan. 6, 2019 at Baltimore
63 Darren Sproles, AFC Divisional, Jan. 11, 2009 at Pittsburgh
32 Darren Sproles, AFC Wild Card, Jan. 3, 2009 vs. Indianapolis
Michael Turner, AFC Divisional, Jan. 14, 2007 vs. New England
Andre Coleman, AFC Championship Jan. 15, 1995 at Pittsburgh

OPPONENT

- 52 Jamal Agnew, AFC Wild Card, Jan. 14, 2023 at Jacksonville
42 O.J. McDuffie, AFC Divisional, Jan. 8, 1995 vs. Miami
37 Trindon Holliday, AFC Divisional, Jan. 12, 2014 at Denver
T.J. Rushing, AFC Divisional, Jan. 13, 2008 at Indianapolis
36 Jamal Agnew, AFC Wild Card, Jan. 14, 2023 at Jacksonville
Brad Smith, AFC Divisional, Jan. 17, 2010 vs. New York Jets

PUNT RETURNS

CHARGERS

- 33 Desmond King, AFC Wild Card, Jan. 6, 2019 at Baltimore
28 Darren Sproles, AFC Wild Card, Jan. 3, 2009 vs. Indianapolis
14 Eric Parker, AFC Wild Card, Jan. 8, 2005 vs. New York Jets
Andre Coleman, AFC Divisional, Jan. 8, 1995 vs. Miami
13 Darren Sproles, AFC Championship Jan. 20, 2008 at New England
Eric Parker, AFC Divisional, Jan. 14, 2007 vs. New England

OPPONENT

- 67t Santonio Holmes, AFC Divisional, Jan. 11, 2009 at Pittsburgh
47 Eric Decker, AFC Divisional, Jan. 12, 2014 at Denver
46 Ray Buchanan, AFC Wild Card, Dec. 31, 1995 vs. Indianapolis
25 Jerricho Cotchery, AFC Divisional, Jan. 17, 2010 vs. New York Jets
22 T.J. Rushing, AFC Divisional, Jan. 13, 2008 at Indianapolis

FUMBLE RETURNS

CHARGERS

- 13 Richard Marshall, AFC Wild Card, Jan. 5, 2014 at Cincinnati
5 Derwin James Jr., AFC Wild Card, Jan. 11, 2025 at Houston
1 Richard Marshall, AFC Divisional, Jan. 12, 2014 at Denver

OPPONENT

- 12 C.J. Mosley, AFC Wild Card, Jan. 6, 2019 at Baltimore

LEAGUE

STATS

2025 NATIONAL FOOTBALL LEAGUE

TEAM OFFENSIVE TOTALS

CATEGORY	BAL	BUF	CIN	CLE	DEN	HOU	IND	JAX	KC	LAC	LV
GAMES (W-L-T)	1-3-0	4-0-0	2-2-0	1-3-0	2-2-0	1-3-0	3-1-0	3-1-0	2-2-0	3-1-0	1-3-0
FIRST DOWNS	72	97	56	70	81	63	92	75	81	83	70
Rushing	23	38	14	24	26	23	30	28	31	24	23
Passing	42	49	33	38	42	31	51	42	44	49	43
Penalty	7	10	9	8	13	9	11	5	6	10	4
YDS GAINED (tot)	1352	1616	821	1119	1418	1155	1589	1394	1329	1425	1318
Avg per Game	338.0	404.0	205.3	279.8	354.5	288.8	397.3	348.5	332.3	356.3	329.5
RUSHING (net)	534	654	200	339	573	414	545	576	442	429	457
Avg per Game	133.5	163.5	50.0	84.8	143.3	103.5	136.3	144.0	110.5	107.3	114.3
Rushes	86	133	76	92	113	100	121	115	103	92	102
Yards per Rush	6.2	4.9	2.6	3.7	5.1	4.1	4.5	5.0	4.3	4.7	4.5
PASSING (net)	818	962	621	780	845	741	1044	818	887	996	861
Avg per Game	204.5	240.5	155.3	195.0	211.3	185.3	261.0	204.5	221.8	249.0	215.3
Attempts	109	123	120	164	137	117	121	144	142	149	127
Completions	77	86	75	96	90	79	87	84	87	95	81
Completion Pct	70.6%	69.9%	62.5%	58.5%	65.7%	67.5%	71.9%	58.3%	61.3%	63.8%	63.8%
Yards Gained	921	996	695	834	861	832	1078	845	939	1063	948
Sacked	15	7	13	9	3	10	4	3	7	12	12
Yards Lost	103	34	74	54	16	91	34	27	52	67	87
Had Intercepted	1	1	5	6	4	3	2	4	1	3	7
Yards Opp Ret	0	0	160	104	16	6	0	14	41	93	59
Opp TDs on Int	0	0	1	0	0	0	0	0	0	0	0
PUNTS	12	11	23	21	17	17	5	15	10	15	14
Avg Yards	51.5	42.4	52.7	44.1	47.5	47.3	51.0	49.1	47.0	50.5	51.2
PUNT RETURNS	5	8	4	7	9	10	4	6	6	8	5
Avg Return	12.0	5.4	14.8	8.0	14.1	11.3	8.8	21.7	11.3	10.3	9.0
Returned for TD	0	0	0	0	0	0	0	1	0	0	0
KICKOFF RETURNS	20	16	18	16	15	8	13	12	16	14	19
Avg Return	25.8	26.9	23.4	23.9	26.9	24.6	27.9	23.7	27.3	24.8	25.6
Returned for TD	0	0	0	0	0	0	0	0	0	0	0
PENALTIES	22	25	25	27	31	30	30	38	29	29	25
Yards Penalized	145	197	172	229	290	241	224	308	241	214	214
FUMBLES BY	6	4	5	3	2	2	2	2	4	5	2
Fumbles Lost	3	0	3	2	2	2	1	0	0	2	1
Opp Fumbles	3	7	2	2	4	3	2	5	3	4	6
Opp Fumbles Lost	1	2	0	0	3	1	2	4	1	0	2
POSS. TIME (avg)	26:20	34:04	25:32	31:17	30:22	30:20	31:57	32:00	30:19	30:28	30:05
TOUCHDOWNS	16	16	7	6	12	6	12	10	10	9	8
Rushing	5	9	2	3	5	2	7	4	3	2	2
Passing	10	7	5	3	7	4	4	5	7	7	6
Returns	1	0	0	0	0	0	1	1	0	0	0
KO Rec in EZ	0	0	0	0	0	0	0	0	0	0	0
EXTRA POINT KICKS	14/15	13/13	7/7	5/6	12/12	4/4	12/12	9/9	7/9	8/8	6/6
2-PT CONVERSIONS	0/1	0/3	0/0	0/0	0/0	0/2	0/0	0/1	0/1	1/1	1/2
FIELD GOALS MADE/ATTEMPTED	7/7	8/9	4/4	5/7	4/5	8/10	13/14	9/11	10/13	8/8	7/9
POINTS SCORED	131	133	61	56	96	64	123	96	97	88	77

2025 NATIONAL FOOTBALL LEAGUE

TEAM DEFENSIVE TOTALS

CATEGORY	BAL	BUF	CIN	CLE	DEN	HOU	IND	JAX	KC	LAC	LV
POINTS ALLOWED	133	90	119	102	67	51	83	72	76	71	99
OPP FIRST DOWNS	94	71	94	55	71	70	80	74	75	62	66
Rushing	36	37	31	15	17	20	25	15	30	27	21
Passing	54	31	55	33	41	40	46	50	37	28	40
Penalty	4	3	8	7	13	10	9	9	8	7	5
OPP YARDS GAINED (tot)	1627	1160	1591	890	1141	1122	1279	1265	1251	1080	1324
Avg per Game	406.8	290.0	397.8	222.5	285.3	280.5	319.8	316.3	312.8	270.0	331.0
OPP RUSHING (net)	565	657	543	281	397	409	384	331	508	445	411
Avg per Game	141.3	164.3	135.8	70.3	99.3	102.3	96.0	82.8	127.0	111.3	102.8
Rushes	123	109	120	104	96	97	85	85	103	99	102
Yards per Rush	4.6	6.0	4.5	2.7	4.1	4.2	4.5	3.9	4.9	4.5	4.0
OPP PASSING (net)	1062	503	1048	609	744	713	895	934	743	635	913
Avg per Game	265.5	125.8	262.0	152.3	186.0	178.3	223.8	233.5	185.8	158.8	228.3
Pass Attempts	159	103	153	104	134	133	140	156	121	128	131
Pass Completions	106	64	100	67	77	76	93	93	81	76	86
Completion Pct	66.7%	62.1%	65.4%	64.4%	57.5%	57.1%	66.4%	59.6%	66.9%	59.4%	65.7%
Yards Gained	1084	564	1089	689	853	790	946	984	778	710	948
Sacked	4	9	6	11	15	11	10	7	10	13	8
Yards Lost	22	61	41	80	109	77	51	50	35	75	35
INTERCEPTED BY	1	2	5	2	1	2	4	9	3	3	2
Yards Returned	61	28	13	38	0	20	52	87	23	8	19
Returned for TD	0	0	0	0	0	0	1	0	0	0	0
OPP PUNT RETURNS	4	5	13	9	7	5	1	6	3	7	9
Avg Return	3.8	9.8	11.7	14.4	11.7	8.8	0.0	6.3	10.3	13.1	18.8
Returned for TD	0	0	0	1	0	0	0	0	0	0	1
OPP KICKOFF RETURNS	20	23	13	12	16	13	23	13	18	18	15
Avg Return	26.5	27.3	26.8	25.7	28.7	24.4	25.0	25.4	24.1	27.0	28.7
Returned for TD	0	0	0	0	0	0	0	0	0	0	0
OPP TOUCHDOWNS	16	11	15	12	4	7	10	8	8	6	10
Rushing	7	5	5	2	2	4	2	1	4	3	4
Passing	9	6	8	8	2	3	8	7	4	3	5
Returns	0	0	2	2	0	0	0	0	0	0	1
KO Rec in EZ	0	0	0	0	0	0	0	0	0	0	0

2025 NATIONAL FOOTBALL LEAGUE

TEAM OFFENSIVE TOTALS

CATEGORY	MIA	NE	NYJ	PIT	TEN	ARI	ATL	CAR	CHI	DAL	DET
GAMES (W-L-T)	1-3-0	2-2-0	0-4-0	3-1-0	0-4-0	2-2-0	2-2-0	1-3-0	2-2-0	1-2-1	3-1-0
FIRST DOWNS	66	78	78	68	56	69	83	77	74	103	81
Rushing	17	27	32	26	20	19	31	24	26	29	30
Passing	47	45	39	31	31	42	46	45	42	58	47
Penalty	2	6	7	11	5	8	6	8	6	16	4
YDS GAINED (tot)	1145	1345	1219	1054	842	1082	1451	1157	1312	1617	1460
Avg per Game	286.3	336.3	304.8	263.5	210.5	270.5	362.8	289.3	328.0	404.3	365.0
RUSHING (net)	392	405	578	320	348	423	546	401	409	492	556
Avg per Game	98.0	101.3	144.5	80.0	87.0	105.8	136.5	100.3	102.3	123.0	139.0
Rushes	83	105	111	96	88	94	127	102	108	96	119
Yards per Rush	4.7	3.9	5.2	3.3	4.0	4.5	4.3	3.9	3.8	5.1	4.7
PASSING (net)	753	940	641	734	494	659	905	756	903	1125	904
Avg per Game	188.3	235.0	160.3	183.5	123.5	164.8	226.3	189.0	225.8	281.3	226.0
Attempts	122	124	107	110	125	130	132	150	133	171	122
Completions	84	91	72	76	64	87	83	92	83	124	90
Completion Pct	68.9%	73.4%	67.3%	69.1%	51.2%	66.9%	62.9%	61.3%	62.4%	72.5%	73.8%
Yards Gained	784	988	724	798	614	742	947	811	954	1160	929
Sacked	8	13	11	9	17	13	5	6	7	6	4
Yards Lost	31	48	83	64	120	83	42	55	51	35	25
Had Intercepted	4	2	1	3	2	3	3	3	2	4	2
Yards Opp Ret	64	0	55	65	52	44	88	4	19	0	13
Opp TDs on Int	0	0	1	0	1	0	1	0	0	0	0
PUNTS	11	13	13	15	19	15	11	12	17	12	14
Avg Yards	47.5	49.5	47.3	48.4	47.9	51.4	42.3	45.6	47.2	47.5	46.9
PUNT RETURNS	4	7	4	2	3	6	5	7	9	3	11
Avg Return	28.8	28.9	12.0	4.5	16.3	13.7	5.8	4.4	11.4	10.0	10.4
Returned for TD	1	1	0	0	0	0	0	0	0	0	1
KICKOFF RETURNS	21	16	25	15	21	16	16	14	19	24	14
Avg Return	26.0	26.5	28.0	24.7	25.2	25.1	20.8	22.6	26.5	24.1	25.4
Returned for TD	0	1	0	0	0	0	0	0	0	0	0
PENALTIES	25	34	32	19	35	33	21	22	34	31	24
Yards Penalized	177	253	291	135	296	226	152	202	278	268	171
FUMBLES BY	4	6	8	4	3	1	5	4	5	3	1
Fumbles Lost	1	4	6	0	3	0	2	3	2	2	0
Opp Fumbles	6	2	6	7	3	3	9	1	2	2	6
Opp Fumbles Lost	3	0	0	5	2	2	3	1	2	1	3
POSS. TIME (avg)	26:38	30:29	28:21	26:47	27:47	30:42	33:30	32:22	30:41	29:59	31:50
TOUCHDOWNS	10	13	10	11	3	8	7	9	12	12	17
Rushing	2	4	4	3	1	1	4	2	3	6	7
Passing	7	7	5	8	2	6	3	6	8	6	9
Returns	1	2	1	0	0	1	0	1	1	0	1
KO Rec in EZ	0	0	0	0	0	0	0	0	0	0	0
EXTRA POINT KICKS	9/9	10/12	7/7	10/10	3/3	8/8	7/7	6/7	11/11	11/11	17/17
2-PT CONVERSIONS	1/1	1/1	1/3	1/1	0/0	0/0	0/0	0/2	0/1	1/1	0/0
FIELD GOALS MADE/ATTEMPTED	4/4	4/5	7/7	6/7	10/14	8/10	9/12	5/6	6/7	9/9	6/8
POINTS SCORED	83	102	90	96	51	82	76	75	101	114	137

2025 NATIONAL FOOTBALL LEAGUE

TEAM DEFENSIVE TOTALS

CATEGORY	MIA	NE	NYJ	PIT	TEN	ARI	ATL	CAR	CHI	DAL	DET
POINTS ALLOWED	118	81	120	98	120	74	86	95	117	132	88
OPP FIRST DOWNS	91	75	82	93	84	86	58	68	79	93	70
Rushing	36	19	23	37	32	19	22	28	32	38	22
Passing	47	48	47	50	40	56	32	38	40	48	41
Penalty	8	8	12	6	12	11	4	2	7	7	7
OPP YARDS GAINED (tot)	1515	1276	1321	1530	1474	1406	976	1310	1518	1682	1172
Avg per Game	378.8	319.0	330.3	382.5	368.5	351.5	244.0	327.5	379.5	420.5	293.0
OPP RUSHING (net)	632	310	522	488	566	384	436	517	658	493	376
Avg per Game	158.0	77.5	130.5	122.0	141.5	96.0	109.0	129.3	164.5	123.3	94.0
Rushes	124	93	128	117	118	96	94	106	107	123	98
Yards per Rush	5.1	3.3	4.1	4.2	4.8	4.0	4.6	4.9	6.2	4.0	3.8
OPP PASSING (net)	883	966	799	1042	908	1022	540	793	860	1189	796
Avg per Game	220.8	241.5	199.8	260.5	227.0	255.5	135.0	198.3	215.0	297.3	199.0
Pass Attempts	107	125	111	138	126	168	104	117	114	135	118
Pass Completions	83	89	73	96	88	107	60	73	84	99	74
Completion Pct	77.6%	71.2%	65.8%	69.6%	69.8%	63.7%	57.7%	62.4%	73.7%	73.3%	62.7%
Yards Gained	941	1024	834	1131	935	1068	602	802	886	1237	894
Sacked	8	10	6	14	4	8	10	2	5	5	14
Yards Lost	58	58	35	89	27	46	62	9	26	48	98
INTERCEPTED BY	0	3	0	5	3	2	3	4	7	1	3
Yards Returned	0	58	0	52	16	22	0	75	124	0	34
Returned for TD	0	0	0	0	0	0	0	1	1	0	0
OPP PUNT RETURNS	4	6	6	7	9	8	7	7	10	8	9
Avg Return	10.3	20.8	3.5	10.4	8.4	8.3	8.6	29.0	12.2	10.6	8.8
Returned for TD	0	1	0	0	0	0	0	1	0	0	0
OPP KICKOFF RETURNS	15	16	16	21	10	17	16	13	18	13	19
Avg Return	30.3	24.4	27.0	26.5	29.2	24.9	27.3	17.3	25.8	24.5	25.7
Returned for TD	1	0	0	0	0	0	0	0	0	0	0
OPP TOUCHDOWNS	13	10	12	12	14	7	8	11	14	16	11
Rushing	5	2	4	4	7	2	2	5	4	6	4
Passing	7	7	7	7	6	5	5	4	10	10	7
Returns	1	1	1	0	1	0	1	2	0	0	0
KO Rec in EZ	0	0	0	1	0	0	0	0	0	0	0

2025 NATIONAL FOOTBALL LEAGUE

TEAM OFFENSIVE TOTALS

CATEGORY	GB	LAR	MIN	NO	NYG	PHI	SEA	SF	TB	WAS	NFL/Avg
GAMES (W-L-T)	2-1-1	3-1-0	2-2-0	0-4-0	1-3-0	4-0-0	3-1-0	3-1-0	3-1-0	2-2-0	---
FIRST DOWNS	82	86	69	85	78	71	77	88	78	74	76.9
Rushing	25	29	25	29	29	36	27	19	23	29	26.1
Passing	46	50	37	43	37	29	41	61	41	36	42.4
Penalty	11	7	7	13	12	6	9	8	14	9	8.3
YDS GAINED (tot)	1389	1553	1176	1204	1268	1006	1329	1472	1343	1356	1291.1
Avg per Game	347.3	388.3	294.0	301.0	317.0	251.5	332.3	368.0	335.8	339.0	322.8
RUSHING (net)	458	483	437	496	449	454	443	352	496	619	460.0
Avg per Game	114.5	120.8	109.3	124.0	112.3	113.5	110.8	88.0	124.0	154.8	115.0
Rushes	121	107	96	113	113	131	123	106	113	105	105.9
Yards per Rush	3.8	4.5	4.6	4.4	4.0	3.5	3.6	3.3	4.4	5.9	4.3
PASSING (net)	931	1070	739	708	819	552	886	1120	847	737	831.1
Avg per Game	232.8	267.5	184.8	177.0	204.8	138.0	221.5	280.0	211.8	184.3	207.8
Attempts	121	137	111	149	131	101	103	153	139	120	129.5
Completions	84	92	70	98	79	70	72	101	83	74	84.6
Completion Pct	69.4%	67.2%	63.1%	65.8%	60.3%	69.3%	69.9%	66.0%	59.7%	61.7%	65.3%
Yards Gained	1000	1114	853	765	897	609	920	1149	904	796	889.7
Sacked	8	8	18	9	13	9	6	6	8	10	9.0
Yards Lost	69	44	114	57	78	57	34	29	57	59	58.6
Had Intercepted	1	2	5	2	3	0	2	5	1	1	2.8
Yards Opp Ret	25	0	83	4	23	0	43	33	0	0	34.6
Opp TDs on Int	0	0	1	0	0	0	0	0	0	0	0.2
PUNTS	14	13	19	17	16	19	14	11	18	14	14.6
Avg Yards	51.8	47.1	47.0	44.6	45.4	52.9	48.1	44.4	40.6	47.1	47.7
PUNT RETURNS	11	9	14	6	10	2	8	9	10	12	7.0
Avg Return	5.2	9.8	11.1	15.2	9.3	8.5	20.8	9.1	15.9	14.8	12.1
Returned for TD	0	0	0	0	0	0	1	0	0	1	0.2
KICKOFF RETURNS	10	15	19	21	17	15	13	10	16	15	16.2
Avg Return	25.8	25.1	25.1	25.1	26.1	20.3	29.8	24.7	23.1	33.7	25.5
Returned for TD	0	0	0	0	0	0	0	0	0	0	0.0
PENALTIES	35	22	37	35	35	28	20	24	31	30	28.7
Yards Penalized	245	193	287	252	320	291	184	224	269	223	231.6
FUMBLES BY	2	4	7	3	4	4	6	6	4	5	3.9
Fumbles Lost	1	2	2	1	0	1	4	3	1	1	1.7
Opp Fumbles	0	5	8	3	3	4	1	7	4	3	3.9
Opp Fumbles Lost	0	4	5	2	0	2	0	3	1	0	1.7
POSS. TIME (avg)	30:26	29:54	28:46	29:06	30:26	31:32	28:22	30:23	31:30	27:44	30:00
TOUCHDOWNS	12	11	11	7	7	14	12	8	10	12	10.3
Rushing	4	3	3	2	3	7	5	0	1	5	3.6
Passing	8	8	6	5	4	5	5	8	8	6	6.1
Returns	0	0	2	0	0	2	1	0	1	1	0.6
KO Rec in EZ	0	0	0	0	0	0	1	0	0	0	0.0
EXTRA POINT KICKS	11/12	10/11	8/8	6/6	5/6	12/12	12/12	6/7	8/9	10/10	95.9%
2-PT CONVERSIONS	0/0	0/0	2/3	0/1	1/1	0/1	0/0	1/1	0/1	2/2	41.9%
FIELD GOALS MADE/ATTEMPTED	7/9	8/10	8/8	6/9	8/8	4/4	9/11	8/10	9/12	7/10	83.4%
POINTS SCORED	104	100	102	66	73	108	111	80	97	107	93.0

2025 NATIONAL FOOTBALL LEAGUE

TEAM DEFENSIVE TOTALS

CATEGORY	GB	LAR	MIN	NO	NYG	PHI	SEA	SF	TB	WAS	NFL/Avg
POINTS ALLOWED	84	81	80	121	101	88	67	75	97	91	93.0
OPP FIRST DOWNS	72	72	70	84	96	79	76	69	72	80	76.9
Rushing	18	27	33	26	31	32	19	27	17	24	26.1
Passing	47	37	27	47	50	33	46	34	46	49	42.4
Penalty	7	8	10	11	15	14	11	8	9	7	8.3
OPP YARDS GAINED (tot)	1133	1138	1127	1296	1554	1333	1188	1122	1091	1424	1291.1
Avg per Game	283.3	284.5	281.8	324.0	388.5	333.3	297.0	280.5	272.8	356.0	322.8
OPP RUSHING (net)	310	394	521	475	612	504	359	462	340	430	460.0
Avg per Game	77.5	98.5	130.3	118.8	153.0	126.0	89.8	115.5	85.0	107.5	115.0
Rushes	86	101	115	118	101	105	101	116	102	118	105.9
Yards per Rush	3.6	3.9	4.5	4.0	6.1	4.8	3.6	4.0	3.3	3.6	4.3
OPP PASSING (net)	823	744	606	821	942	829	829	660	751	994	831.1
Avg per Game	205.8	186.0	151.5	205.3	235.5	207.3	207.3	165.0	187.8	248.5	207.8
Pass Attempts	157	125	105	111	160	137	152	123	126	123	129.5
Pass Completions	107	83	71	79	102	78	101	84	81	75	84.6
Completion Pct	68.2%	66.4%	67.6%	71.2%	63.8%	56.9%	66.5%	68.3%	64.3%	61.0%	65.3%
Yards Gained	886	851	685	884	1021	860	910	690	832	1062	889.7
Sacked	11	14	11	11	10	5	12	5	10	10	9.0
Yards Lost	63	107	79	63	79	31	81	30	81	68	58.6
INTERCEPTED BY	2	3	2	1	3	3	7	0	1	1	2.8
Yards Returned	0	0	87	0	93	41	79	0	55	23	34.6
Returned for TD	0	0	1	0	0	0	0	0	1	0	0.2
OPP PUNT RETURNS	7	6	7	8	8	12	6	5	6	9	7.0
Avg Return	12.0	14.7	7.9	18.9	3.9	16.3	15.7	26.0	16.5	3.9	12.1
Returned for TD	0	0	0	1	0	0	0	1	0	0	0.2
OPP KICKOFF RETURNS	16	15	16	11	18	19	19	13	20	14	16.2
Avg Return	28.1	16.0	24.7	27.9	23.9	21.4	22.4	27.6	26.9	24.0	25.5
Returned for TD	0	0	0	0	0	0	0	0	0	0	0.0
OPP TOUCHDOWNS	9	8	8	14	11	8	6	8	11	10	10.3
Rushing	3	2	4	4	6	3	0	2	3	3	3.6
Passing	6	5	3	9	5	5	6	5	6	7	6.1
Returns	0	1	1	1	0	0	0	1	2	0	0.6
KO Rec in EZ	0	0	0	0	0	0	0	0	0	0	0.0

2025 NATIONAL FOOTBALL LEAGUE

2025 NATIONAL FOOTBALL LEAGUE

AFC TEAM RANKINGS

TEAM	OFFENSE			DEFENSE		
	TOTAL	RUSH	PASS	TOTAL	RUSH	PASS
BAL	6	6	8t	16	13	16
BUF	1	*1	3	5	16	*1
CIN	16	16	15	15	12	15
CLE	13	14	10	*1	*1	2
DEN	4	4	7	4	5	6
HOU	11	10	12	3	6	4
IND	2	5	1	9	4	9
JAX	5	3	8t	7	3	12
KC	8	8	5	6	10	5
LAC	3	9	2	2	8	3
LV	9	7	6	11	7	11
MIA	12	12	11	13	15	8
NE	7	11	4	8	2	13
NYJ	10	2	14	10	11	7
PIT	14	15	13	14	9	14
TEN	15	13	16	12	14	10

NFC TEAM RANKINGS

TEAM	OFFENSE			DEFENSE		
	Total	Rush	Pass	Total	Rush	Pass
ARI	15	13	15	12	5	15
ATL	5	3	5	1	8	1
CAR	14	15	11	10	13	6
CHI	10	14	7	14	16	12
DAL	*1	6	*1	16	11	16
DET	4	2	6	7	4	7
GB	6	8	4	5	1	9
LAR	2	7	3	6	6	4
MIN	13	12	12	4	14	2
NO	12	4t	14	9	10	8
NYG	11	10	10	15	15	13
PHI	16	9	16	11	12	10t
SEA	9	11	8	8	3	10t
SF	3	16	2	3	9	3
TB	8	4t	9	2	2	5
WAS	7	1	13	13	7	14

t = Tied for position

* = League Leader

2025 NATIONAL FOOTBALL LEAGUE

NFL TEAM RANKINGS

TEAM	OFFENSE			DEFENSE		
	TOTAL	RUSH	PASS	TOTAL	RUSH	PASS
ARI	28	22	28	23	8t	28
ATL	7	7	9	2	15	2
BAL	13	9	18t	31	27	31
BUF	2	*1	6	11	31	*1
CAR	24	26	21	19	23	12
CHI	19	24	11	27	32	19
CIN	32	32	30	30	26	30
CLE	27	30	20	*1	*1	4
DAL	*1	12	*1	32	20	32
DEN	9	5	16	10	11	9t
DET	6	6	10	12	7	13
GB	11	14	8	8	2t	16
HOU	25	23	23	5t	12	7
IND	3	8	4	17	8t	21
JAX	10	4	18t	15	4	24
KC	16t	19	12	14	22	8
LAC	8	21	5	3	16	5
LAR	4	13	3	9	10	9t
LV	18	15	14	21	13	23
MIA	26	27	22	26	30	20
MIN	23	20	24	7	24	3
NE	14	25	7	16	2t	26
NO	22	10t	27	18	18	15
NYG	20	17	17	29	29	25
NYJ	21	3	29	20	25	14
PHI	30	16	31	22	21	17t
PIT	29	31	26	28	19	29
SEA	16t	18	13	13	6	17t
SF	5	28	2	5t	17	6
TB	15	10t	15	4	5	11
TEN	31	29	32	25	28	22
WAS	12	2	25	24	14	27

t = Tied for position

* = League Leader

2025 NATIONAL FOOTBALL LEAGUE

AFC TEAM OFFENSE RANK

TEAM	(A)	(B)	(C)	(D)	(E)	(F)	(G)	(H)	(I)	(J)	(K)	(L)	(M)	(N)	(O)	(P)	(Q)
BAL	6	2	6	1	8t	4	3	16	9	5	15t	7t	8	2	2	2	1t
BUF	1	3	1	5	3	2	2	6	1	3	5t	15	4	16	14	1	7
CIN	16	15	16	16	15	14	15	14	15t	11	1	5	16	1	7	14	1t
CLE	13	14	14	14	10	15	14	5	10t	10	10	14	14	15	16	15	15t
DEN	4	5	4	3	7	8	12	2	4t	8	13t	6	5	10	12	6t	10t
HOU	11	12	10	11	12	10	9	10	14	15	4	10	13	13	6	13	10t
IND	2	1	5	8	1	1	7	3	2	6	5t	13	2	4	1	3	6
JAX	5	10	3	4	8t	12	11	1	8	13	8t	3	15	7	10	6t	9
KC	8	11	8	10	5	9	1	4	4t	7	2	9	3	14	4	5	14
LAC	3	4	9	7	2	6	8	8	3	2	7	11	11	5	8	10	1t
LV	9	7	7	9	6	5	16	11	10t	12	12	12	9	3	15	12	13
MIA	12	8	12	6	11	11	13	7	13	1	11	2	7	11	5	11	1t
NE	7	6	11	13	4	3	6	13	6t	4	3	1	6	6	13	4	10t
NYJ	10	9	2	2	14	13	4	12	6t	14	8t	7t	1	12	3	9	1t
PIT	14	13	15	15	13	7	10	9	12	9	15t	16	12	8	11	6t	8
TEN	15	16	13	12	16	16	5	15	15t	16	13t	4	10	9	9	16	15t

AFC TEAM DEFENSE RANK

TEAM	(A)	(B)	(C)	(D)	(E)	(F)	(G)	(H)	(I)	(J)	(K)	(L)	(M)	(N)	(O)	(P)	(Q)	(R)	(S)
BAL	16	13	13	12	16	9	14	16	15t	11	14	3	7	1	3	16	4t	9t	12
BUF	5	6	16	16	1	1	9	5	5t	12	10t	7	12	12	14	8	13t	1	1
CIN	15	14	12	11	15	11	3	14	15t	15	5t	11	9	9	6	13	6t	15	16
CLE	1	1	1	1	2	5	10	2	1	13	5t	14	6	15	16	11	10	14	5
DEN	4	4	5	6	6	4	13	1	5t	1	1	12	13	14	9	2	13t	3	4
HOU	3	3	6	8	4	3	12	6	4	4	5t	6	3	2	5	1	1	8	9
IND	9	9	4	10	9	8	4	10	10	9	5t	1	4	11	15	7	2	2	3
JAX	7	5	3	3	12	7	1	13	7	14	3t	4	5	7	4	4	6t	4	6
KC	6	7	10	14	5	6	5	7	8t	2	3t	9	1	13	7	5	13t	5t	7
LAC	2	2	8	9	3	2	8	3	2	6	9	13	10t	10	13	3	13t	7	2
LV	11	10	7	4	11	10	11	11	3	8	12t	15	14	4	11	10	6t	11	10
MIA	13	16	15	15	8	16	15t	9	13	16	15	8	16	16	2	12	11	13	13
NE	8	11	2	2	13	15	6	8	8t	7	2	16	2	5	1	6	3	5t	8
NYJ	10	8	11	5	7	12	15t	12	11	3	16	2	10t	3	8	14t	12	12	11
PIT	14	12	9	7	14	13	2	4	14	10	10t	10	8	6	10	9	6t	9t	14
TEN	12	15	14	13	10	14	7	15	12	5	12t	5	15	8	12	14t	4t	16	15

- (A) Total Yards per Game
- (B) Total Yards per Play
- (C) Rushing Yards per Game
- (D) Rushing Yards per Attempt
- (E) Passing Net Yards per Game
- (F) Passing Net Yards per Play
- (G) Passing, Percent Had Intercepted
- (H) Sacks per Pass Play
- (I) First Downs per Game
- (J) Third Down Efficiency

- (K) Fourth Down Efficiency
- (L) Punt Return Average
- (M) Kickoff Return Average
- (N) Gross Punting Average
- (O) Net Punting Average
- (P) Points per Game
- (Q) Field Goal Percentage
- (R) Points per Game Differential (combined offense/defense)
- (S) Net Yards per Game Differential (combined offense/defense)

2025 NATIONAL FOOTBALL LEAGUE

NFC TEAM OFFENSE RANK

TEAM	(A)	(B)	(C)	(D)	(E)	(F)	(G)	(H)	(I)	(J)	(K)	(L)	(M)	(N)	(O)	(P)	(Q)
ARI	15	13	13	6	15	15	13	15	15t	10	1	5	8	3	1	11	8t
ATL	5	8	3	9	5	6	11	3	5	5t	12	14	15	15	12	13	12t
CAR	14	14	15	11	11	14	10	5	10t	11	11	16	14	11	16	14	6
CHI	10	9	14	12	7	7	7	6	12t	3	13	6	3	6	9	8	5
DAL	1	3	6	2	1	8	14	2	1	4	4t	9	12	5	8	2	1t
DET	4	2	2	3	6	4	8	1	7	7	2	8	6	10	6	1	12t
GB	6	6	8	13	4	3	3	11	6	1	4t	15	5	2	4	6	11
LAR	2	1	7	5	3	2	6	9	3	8	7t	10	7	7	10	9	8t
MIN	13	10	12	4	12	10	16	16	15t	16	4t	7	9	9	2	7	1t
NO	12	15	4t	7t	14	16	5	10	4	13	16	3	10	13	13	16	16
NYG	11	12	10	10	10	11	12	14	8t	15	14t	11	4	12	7	15	1t
PHI	16	16	9	15	16	13	1	13	14	5t	3	13	16	1	5	4	1t
SEA	9	5	11	14	8	1	9	8	10t	9	14t	1	2	4	11	3	7
SF	3	7	16	16	2	5	15	4	2	2	7t	12	11	14	15	12	8t
TB	8	11	4t	7t	9	9	2	7	8t	12	7t	2	13	16	14	10	12t
WAS	7	4	1	1	13	12	4	12	12t	14	7t	4	1	8	3	5	15

NFC TEAM DEFENSE RANK

TEAM	(A)	(B)	(C)	(D)	(E)	(F)	(G)	(H)	(I)	(J)	(K)	(L)	(M)	(N)	(O)	(P)	(Q)	(R)	(S)
ARI	12	9	5	8	15	9	11	11	14	9	6	4	9	6	6	2	9	8	15
ATL	1	5	8	12	1	1	4	5	1	8	14	5	13	10	15	7	14	11	1
CAR	10	14	13	14	6	12	3	16	2	11	7t	16	2	8	14	11	3t	14	12
CHI	14	16	16	16	12	14	1	12	10t	1	10t	9	11	13	9	14	3t	12	13
DAL	16	15	11	9	16	16	15	14	15	16	12	7	7	3	12	16	15t	13	9
DET	7	8	4	5	7	11	5	1	4t	13	4	6	10	14	13	8t	7t	1	4
GB	5	1	1	3	9	2	10	9	6t	4	10t	8	16	5	11	6	3t	4t	5
LAR	6	6	6	6	4	6	6	2	6t	7	15	10	1	16	16	5	15t	6	2
MIN	4	7	14	11	2	5	8	3	4t	5t	1t	3	8	11	4t	4	7t	3	8
NO	9	11	10	10	8	13	12	4	13	15	1t	14	15	2	3	15	12t	16	11
NYG	15	13	15	15	13	8	9	10	16	14	16	1	5	7	10	13	12t	15	14
PHI	11	10	12	13	10t	10	7	15	10t	10	3	12	3	1	7	8t	6	4t	16
SEA	8	2	3	2	10t	3	2	8	9	12	7t	11	4	4	1	1	2	2	7
SF	3	4	9	7	3	4	16	13	3	2	13	15	14	9	8	3	1	9	3
TB	2	3	2	1	5	7	14	7	6t	3	5	13	12	15	4t	12	10t	10	6
WAS	13	12	7	4	14	15	13	6	12	5t	7t	2	6	12	2	10	10t	7	10

- | | | | |
|-----|----------------------------------|-----|--|
| (A) | Total Yards per Game | (K) | Fourth Down Efficiency |
| (B) | Total Yards per Play | (L) | Punt Return Average |
| (C) | Rushing Yards per Game | (M) | Kickoff Return Average |
| (D) | Rushing Yards per Attempt | (N) | Gross Punting Average |
| (E) | Passing Net Yards per Game | (O) | Net Punting Average |
| (F) | Passing Net Yards per Play | (P) | Points per Game |
| (G) | Passing, Percent Had Intercepted | (Q) | Field Goal Percentage |
| (H) | Sacks per Pass Play | (R) | Points per Game Differential (combined offense/defense) |
| (I) | First Downs per Game | (S) | Net Yards per Game Differential (combined offense/defense) |
| (J) | Third Down Efficiency | | |

2025 NATIONAL FOOTBALL LEAGUE

NFL TEAM OFFENSE RANK

TEAM	(A)	(B)	(C)	(D)	(E)	(F)	(G)	(H)	(I)	(J)	(K)	(L)	(M)	(N)	(O)	(P)	(Q)
BAL	13	2	9	1	18t	10	7	31	22	12	28t	12t	13	4	2	3	1t
BUF	2	4	1	7	6	3	4	12	2	7	7t	29	6	30	25	2	11
CIN	32	31	32	32	30	28	30	29	31t	23	1t	8t	28	2	9	30	1t
CLE	27	29	30	27	20	30	29	11	24t	21	20	27	26	29	28	31	29t
DEN	9	10	5	5	16	16	26	2	10t	16	25t	10	7	15	20	16t	17t
HOU	25	23	23	20	23	18	23	22	30	31	5	16	24	18	8	29	17t
IND	3	1	8	13	4	1	15	4	3	14	7t	25	4	7	1	4	10
JAX	10	18	4	6	18t	24	25	1	19	26	14t	3	27	10	14	16t	15t
KC	16t	20	19	19	12	17	2	9	10t	15	3	15	5	22t	6	14t	25
LAC	8	9	21	10	5	14	18	19	7t	5	10t	19	21	8	11	20	1t
LV	18	15	15	15	14	13	32	24	24t	24t	24	24	14	6	27	24	23t
MIA	26	16	27	8	22	19	28	17	29	2	22t	2	11	16	7	21	1t
NE	14	11	25	24	7	8	13	28	13t	10	4	1	8	9	24	10t	17t
NYJ	21	17	3	3	29	25	8	27	13t	29	14t	12t	3	17	4	19	1t
PIT	29	25	31	30	26	15	24	20	28	18	28t	31	23	11	18	16t	12t
TEN	31	32	29	22	32	32	12	30	31t	32	25t	5	16	13	13	32	29t
ARI	28	26	22	14	28	29	21	26	26t	19	1t	11	18	5	3	22	17t
ATL	7	14	7	18	9	9	19	6	7t	8t	22t	28	31	31	26	25	26t
CAR	24	27	26	23	21	27	17	8	17t	20	21	32	30	25	32	26	14
CHI	19	19	24	25	11	11	11	10	20t	4	25t	14	9	19	21	12	12t
DAL	1	6	12	4	1	12	22	5	1	6	10t	20	25	14	19	5	1t
DET	6	5	6	9	10	6	14	3	10t	11	6	18	15	24	16	1	26t
GB	11	12	14	26	8	5	5	18	9	1	10t	30	12	3	12	9	23t
LAR	4	3	13	12	3	4	10	15	5	13	14t	21	17	20	22	13	17t
MIN	23	21	20	11	24	21	31	32	26t	30	10t	17	19	22t	5	10t	1t
NO	22	28	10t	16t	27	31	9	16	6	24t	32	7	20	27	29	28	32
NYG	20	24	17	21	17	22	20	25	13t	28	28t	22	10	26	17	27	1t
PHI	30	30	16	29	31	26	1	23	23	8t	9	26	32	1	15	7	1t
SEA	16t	8	18	28	13	2	16	14	17t	17	28t	4	2	12	23	6	15t
SF	5	13	28	31	2	7	27	7	4	3	14t	23	22	28	31	23	17t
TB	15	22	10t	16t	15	20	3	13	13t	22	14t	6	29	32	30	14t	26t
WAS	12	7	2	2	25	23	6	21	20t	27	14t	8t	1	21	10	8	31

- (A) Total Yards per Game
- (B) Total Yards per Play
- (C) Rushing Yards per Game
- (D) Rushing Yards per Attempt
- (E) Passing Net Yards per Game
- (F) Passing Net Yards per Play
- (G) Passing, Percent Had Intercepted
- (H) Sacks per Pass Play
- (I) First Downs per Game

- (J) Third Down Efficiency
- (K) Fourth Down Efficiency
- (L) Punt Return Average
- (M) Kickoff Return Average
- (N) Gross Punting Average
- (O) Net Punting Average
- (P) Points per Game
- (Q) Field Goal Percentage

2025 NATIONAL FOOTBALL LEAGUE

NFL TEAM DEFENSE RANK

TEAM	(A)	(B)	(C)	(D)	(E)	(F)	(G)	(H)	(I)	(J)	(K)	(L)	(M)	(N)	(O)	(P)	(Q)	(R)	(S)
BAL	31	25	27	23	31	20	29	31	30t	24	27	3	18	1	3t	32	10t	19t	25
BUF	11	15	31	30	1	1	16	10	10t	25	21t	13	25	23	26	17	27t	3	2
CIN	30	26	26	21	30	22	6	27	30t	30	10t	18	20	12	9	27	15t	31	32
CLE	1	1	1	1	4	10	17	4	1	28	10t	23	15	30	29	24	19	29	11
DEN	10	8	11	16	9t	6	27	3	10t	4t	1t	19	29	28	17	2t	27t	5	8
HOU	5t	7	12	18	7	5	21	11	7t	13	10t	12	9	3	7	1	1	15	17
IND	17	20	8t	20	21	18	8	18	21t	21	10t	1	13	22	28	12	2	4	6
JAX	15	13	4	8	24	15	2	24	15	29	6t	6	14	10	6	5	15t	6	13
KC	14	16	22	28	8	14	10	12	16t	9	6t	15	7	24	15	8	27t	8t	14
LAC	3	4	16	19	5	2	14	6	3	17	20	22	22t	13	24	4	27t	13	5
LV	21	21	13	14	23	21	20	21	4	20	23t	28	30	7	21	22	15t	25	18
MIA	26	30	30	29	20	31	30t	17	27	31	28	14	32	32	2	26	24	28	29
NE	16	22	2t	2t	26	28	11t	14	16t	19	4	30	8	8	1	10t	3t	8t	15
NYJ	20	17	25	15	14	25	30t	22	23	12	31t	2	22t	5	16	28t	26	27	22
PIT	28	24	19	17	29	26	4	7	28t	23	21t	16	19	9	19	21	15t	19t	30
TEN	25	29	28	25	22	27	13	30	24t	16	23t	9	31	11	22	28t	10t	32	31
ARI	23	14	8t	11	28	16	23	23	26	11	14	8	12	16	12	6	14	16	27
ATL	2	9	15	24	2	3	7	9	2	10	29	10	24	20	31	14	25	21	1
CAR	19	28	23	27	12	23	5	32	5	15	15t	32	2	18	30	19	6t	24	23
CHI	27	32	32	32	19	29	1	25	19t	1	18t	21	17	26	18	25	6t	22	24
DAL	32	31	20	12	32	32	28	28	28t	32	23t	17	10	6	25	31	27t	23	19
DET	12	12	7	7	13	19	9	1	7t	22	6t	11	16	27	27	15t	10t	1	7
GB	8	2	2t	5	16	4	22	19	12t	4t	18t	20	28	15	23	13	6t	10t	9
LAR	9	10	10	9	9t	11	11t	2	12t	8	30	24	1	31	32	10t	27t	12	3
MIN	7	11	24	22	3	9	18	5	7t	6t	1t	7	11	21	10t	9	10t	7	16
NO	18	19	18	13	15	24	24	8	24t	27	1t	29	27	4	8	30	22t	30	21
NYG	29	27	29	31	25	13	19	20	32	26	31t	4	5	17	20	23	22t	26	26
PHI	22	18	21	26	17t	17	15	29	19t	14	5	26	3	2	13	15t	9	10t	28
SEA	13	3	6	4	17t	7	3	16	18	18	15t	25	4	14	3t	2t	5	2	12
SF	5t	6	17	10	6	8	30t	26	6	2	26	31	26	19	14	7	3t	17	4
TB	4	5	5	2t	11	12	26	15	12t	3	9	27	21	29	10t	20	20t	18	10
WAS	24	23	14	6	27	30	25	13	21t	6t	15t	5	6	25	5	18	20t	14	20

- (A) Total Yards per Game
- (B) Total Yards per Play
- (C) Rushing Yards per Game
- (D) Rushing Yards per Attempt
- (E) Passing Net Yards per Game
- (F) Passing Net Yards per Play
- (G) Passing, Percent Had Intercepted
- (H) Sacks per Pass Play
- (I) First Downs per Game
- (J) Third Down Efficiency

- (K) Fourth Down Efficiency
- (L) Punt Return Average
- (M) Kickoff Return Average
- (N) Gross Punting Average
- (O) Net Punting Average
- (P) Points per Game
- (Q) Field Goal Percentage
- (R) Points per Game Differential (combined offense/defense)
- (S) Net Yards per Game Differential (combined offense/defense)

2025 NATIONAL FOOTBALL LEAGUE

AFC TOTAL OFFENSE

RANK	TEAM	TOTAL	RUSH	PASS	TOTAL/G	RUSH/G	PASS/G
1	Buffalo	1616	654	962	404.0	163.5	240.5
2	Indianapolis	1589	545	1044	397.3	136.3	261.0
3	Los Angeles Chargers	1425	429	996	356.3	107.3	249.0
4	Denver	1418	573	845	354.5	143.3	211.3
5	Jacksonville	1394	576	818	348.5	144.0	204.5
6	Baltimore	1352	534	818	338.0	133.5	204.5
7	New England	1345	405	940	336.3	101.3	235.0
8	Kansas City	1329	442	887	332.3	110.5	221.8
9	Las Vegas	1318	457	861	329.5	114.3	215.3
10	New York Jets	1219	578	641	304.8	144.5	160.3
11	Houston	1155	414	741	288.8	103.5	185.3
12	Miami	1145	392	753	286.3	98.0	188.3
13	Cleveland	1119	339	780	279.8	84.8	195.0
14	Pittsburgh	1054	320	734	263.5	80.0	183.5
15	Tennessee	842	348	494	210.5	87.0	123.5
16	Cincinnati	821	200	621	205.3	50.0	155.3
	TOTALS	20141	7206	12935	314.7	112.6	202.1

AFC TOTAL DEFENSE

RANK	TEAM	TOTAL	RUSH	PASS	TOTAL/G	RUSH/G	PASS/G
1	Cleveland	890	281	609	222.5	70.3	152.3
2	Los Angeles Chargers	1080	445	635	270.0	111.3	158.8
3	Houston	1122	409	713	280.5	102.3	178.3
4	Denver	1141	397	744	285.3	99.3	186.0
5	Buffalo	1160	657	503	290.0	164.3	125.8
6	Kansas City	1251	508	743	312.8	127.0	185.8
7	Jacksonville	1265	331	934	316.3	82.8	233.5
8	New England	1276	310	966	319.0	77.5	241.5
9	Indianapolis	1279	384	895	319.8	96.0	223.8
10	New York Jets	1321	522	799	330.3	130.5	199.8
11	Las Vegas	1324	411	913	331.0	102.8	228.3
12	Tennessee	1474	566	908	368.5	141.5	227.0
13	Miami	1515	632	883	378.8	158.0	220.8
14	Pittsburgh	1530	488	1042	382.5	122.0	260.5
15	Cincinnati	1591	543	1048	397.8	135.8	262.0
16	Baltimore	1627	565	1062	406.8	141.3	265.5
	TOTALS	20846	7449	13397	325.7	116.4	209.3

2025 NATIONAL FOOTBALL LEAGUE

NFC TOTAL OFFENSE

RANK	TEAM	TOTAL	RUSH	PASS	TOTAL/G	RUSH/G	PASS/G
1	Dallas	1617	492	1125	404.3	123.0	281.3
2	Los Angeles Rams	1553	483	1070	388.3	120.8	267.5
3	San Francisco	1472	352	1120	368.0	88.0	280.0
4	Detroit	1460	556	904	365.0	139.0	226.0
5	Atlanta	1451	546	905	362.8	136.5	226.3
6	Green Bay	1389	458	931	347.3	114.5	232.8
7	Washington	1356	619	737	339.0	154.8	184.3
8	Tampa Bay	1343	496	847	335.8	124.0	211.8
9	Seattle	1329	443	886	332.3	110.8	221.5
10	Chicago	1312	409	903	328.0	102.3	225.8
11	New York Giants	1268	449	819	317.0	112.3	204.8
12	New Orleans	1204	496	708	301.0	124.0	177.0
13	Minnesota	1176	437	739	294.0	109.3	184.8
14	Carolina	1157	401	756	289.3	100.3	189.0
15	Arizona	1082	423	659	270.5	105.8	164.8
16	Philadelphia	1006	454	552	251.5	113.5	138.0
	TOTALS	21175	7514	13661	330.9	117.4	213.5

NFC TOTAL DEFENSE

RANK	TEAM	TOTAL	RUSH	PASS	TOTAL/G	RUSH/G	PASS/G
1	Atlanta	976	436	540	244.0	109.0	135.0
2	Tampa Bay	1091	340	751	272.8	85.0	187.8
3	San Francisco	1122	462	660	280.5	115.5	165.0
4	Minnesota	1127	521	606	281.8	130.3	151.5
5	Green Bay	1133	310	823	283.3	77.5	205.8
6	Los Angeles Rams	1138	394	744	284.5	98.5	186.0
7	Detroit	1172	376	796	293.0	94.0	199.0
8	Seattle	1188	359	829	297.0	89.8	207.3
9	New Orleans	1296	475	821	324.0	118.8	205.3
10	Carolina	1310	517	793	327.5	129.3	198.3
11	Philadelphia	1333	504	829	333.3	126.0	207.3
12	Arizona	1406	384	1022	351.5	96.0	255.5
13	Washington	1424	430	994	356.0	107.5	248.5
14	Chicago	1518	658	860	379.5	164.5	215.0
15	New York Giants	1554	612	942	388.5	153.0	235.5
16	Dallas	1682	493	1189	420.5	123.3	297.3
	TOTALS	20470	7271	13199	319.8	113.6	206.2

2025 NATIONAL FOOTBALL LEAGUE

NFL TOTAL OFFENSE

RANK	TEAM	TOTAL	RUSH	PASS	TOTAL/G	RUSH/G	PASS/G
1	Dallas	1617	492	1125	404.3	123.0	281.3
2	Buffalo	1616	654	962	404.0	163.5	240.5
3	Indianapolis	1589	545	1044	397.3	136.3	261.0
4	Los Angeles Rams	1553	483	1070	388.3	120.8	267.5
5	San Francisco	1472	352	1120	368.0	88.0	280.0
6	Detroit	1460	556	904	365.0	139.0	226.0
7	Atlanta	1451	546	905	362.8	136.5	226.3
8	Los Angeles Chargers	1425	429	996	356.3	107.3	249.0
9	Denver	1418	573	845	354.5	143.3	211.3
10	Jacksonville	1394	576	818	348.5	144.0	204.5
11	Green Bay	1389	458	931	347.3	114.5	232.8
12	Washington	1356	619	737	339.0	154.8	184.3
13	Baltimore	1352	534	818	338.0	133.5	204.5
14	New England	1345	405	940	336.3	101.3	235.0
15	Tampa Bay	1343	496	847	335.8	124.0	211.8
16	Kansas City	1329	442	887	332.3	110.5	221.8
16	Seattle	1329	443	886	332.3	110.8	221.5
18	Las Vegas	1318	457	861	329.5	114.3	215.3
19	Chicago	1312	409	903	328.0	102.3	225.8
20	New York Giants	1268	449	819	317.0	112.3	204.8
21	New York Jets	1219	578	641	304.8	144.5	160.3
22	New Orleans	1204	496	708	301.0	124.0	177.0
23	Minnesota	1176	437	739	294.0	109.3	184.8
24	Carolina	1157	401	756	289.3	100.3	189.0
25	Houston	1155	414	741	288.8	103.5	185.3
26	Miami	1145	392	753	286.3	98.0	188.3
27	Cleveland	1119	339	780	279.8	84.8	195.0
28	Arizona	1082	423	659	270.5	105.8	164.8
29	Pittsburgh	1054	320	734	263.5	80.0	183.5
30	Philadelphia	1006	454	552	251.5	113.5	138.0
31	Tennessee	842	348	494	210.5	87.0	123.5
32	Cincinnati	821	200	621	205.3	50.0	155.3
	TOTALS	41316	14720	26596	322.8	115.0	207.8

2025 NATIONAL FOOTBALL LEAGUE

NFL TOTAL DEFENSE

RANK	TEAM	TOTAL	RUSH	PASS	TOTAL/G	RUSH/G	PASS/G
1	Cleveland	890	281	609	222.5	70.3	152.3
2	Atlanta	976	436	540	244.0	109.0	135.0
3	Los Angeles Chargers	1080	445	635	270.0	111.3	158.8
4	Tampa Bay	1091	340	751	272.8	85.0	187.8
5	Houston	1122	409	713	280.5	102.3	178.3
5	San Francisco	1122	462	660	280.5	115.5	165.0
7	Minnesota	1127	521	606	281.8	130.3	151.5
8	Green Bay	1133	310	823	283.3	77.5	205.8
9	Los Angeles Rams	1138	394	744	284.5	98.5	186.0
10	Denver	1141	397	744	285.3	99.3	186.0
11	Buffalo	1160	657	503	290.0	164.3	125.8
12	Detroit	1172	376	796	293.0	94.0	199.0
13	Seattle	1188	359	829	297.0	89.8	207.3
14	Kansas City	1251	508	743	312.8	127.0	185.8
15	Jacksonville	1265	331	934	316.3	82.8	233.5
16	New England	1276	310	966	319.0	77.5	241.5
17	Indianapolis	1279	384	895	319.8	96.0	223.8
18	New Orleans	1296	475	821	324.0	118.8	205.3
19	Carolina	1310	517	793	327.5	129.3	198.3
20	New York Jets	1321	522	799	330.3	130.5	199.8
21	Las Vegas	1324	411	913	331.0	102.8	228.3
22	Philadelphia	1333	504	829	333.3	126.0	207.3
23	Arizona	1406	384	1022	351.5	96.0	255.5
24	Washington	1424	430	994	356.0	107.5	248.5
25	Tennessee	1474	566	908	368.5	141.5	227.0
26	Miami	1515	632	883	378.8	158.0	220.8
27	Chicago	1518	658	860	379.5	164.5	215.0
28	Pittsburgh	1530	488	1042	382.5	122.0	260.5
29	New York Giants	1554	612	942	388.5	153.0	235.5
30	Cincinnati	1591	543	1048	397.8	135.8	262.0
31	Baltimore	1627	565	1062	406.8	141.3	265.5
32	Dallas	1682	493	1189	420.5	123.3	297.3
	TOTALS	41316	14720	26596	322.8	115.0	207.8

2025 NATIONAL FOOTBALL LEAGUE

2025 NATIONAL FOOTBALL LEAGUE

AFC TEAM TAKEAWAYS/GIVEAWAYS

RANK	TEAM	TAKEAWAYS			GIVEAWAYS			NET DIFF
		INT	FUM	TOTAL	INT	FUM	TOTAL	
1	Jacksonville	9	4	13	4	0	4	+9
2	Pittsburgh	5	5	10	3	0	3	+7
3t	Buffalo	2	2	4	1	0	1	+3
3t	Indianapolis	4	2	6	2	1	3	+3
3t	Kansas City	3	1	4	1	0	1	+3
6	Tennessee	3	2	5	2	3	5	0
7t	Baltimore	1	1	2	1	3	4	-2
7t	Denver	1	3	4	4	2	6	-2
7t	Houston	2	1	3	3	2	5	-2
7t	Los Angeles Chargers	3	0	3	3	2	5	-2
7t	Miami	0	3	3	4	1	5	-2
12t	Cincinnati	5	0	5	5	3	8	-3
12t	New England	3	0	3	2	4	6	-3
14	Las Vegas	2	2	4	7	1	8	-4
15	Cleveland	2	0	2	6	2	8	-6
16	New York Jets	0	0	0	1	6	7	-7
	TOTALS	45	26	71	49	30	79	-8

NFC TEAM TAKEAWAYS/GIVEAWAYS

RANK	TEAM	TAKEAWAYS			GIVEAWAYS			NET DIFF
		INT	FUM	TOTAL	INT	FUM	TOTAL	
1	Chicago	7	2	9	2	2	4	+5
2t	Detroit	3	3	6	2	0	2	+4
2t	Philadelphia	3	2	5	0	1	1	+4
4	Los Angeles Rams	3	4	7	2	2	4	+3
5t	Arizona	2	2	4	3	0	3	+1
5t	Atlanta	3	3	6	3	2	5	+1
5t	Seattle	7	0	7	2	4	6	+1
8t	Green Bay	2	0	2	1	1	2	0
8t	Minnesota	2	5	7	5	2	7	0
8t	New Orleans	1	2	3	2	1	3	0
8t	New York Giants	3	0	3	3	0	3	0
8t	Tampa Bay	1	1	2	1	1	2	0
13t	Carolina	4	1	5	3	3	6	-1
13t	Washington	1	0	1	1	1	2	-1
15	Dallas	1	1	2	4	2	6	-4
16	San Francisco	0	3	3	5	3	8	-5
	TOTALS	43	29	72	39	25	64	+8

2025 NATIONAL FOOTBALL LEAGUE

NFL TEAM TAKEAWAYS/GIVEAWAYS

RANK	TEAM	TAKEAWAYS			GIVEAWAYS			NET DIFF
		INT	FUM	TOTAL	INT	FUM	TOTAL	
1	Jacksonville	9	4	13	4	0	4	+9
2	Pittsburgh	5	5	10	3	0	3	+7
3	Chicago	7	2	9	2	2	4	+5
4t	Detroit	3	3	6	2	0	2	+4
4t	Philadelphia	3	2	5	0	1	1	+4
6t	Buffalo	2	2	4	1	0	1	+3
6t	Indianapolis	4	2	6	2	1	3	+3
6t	Kansas City	3	1	4	1	0	1	+3
6t	Los Angeles Rams	3	4	7	2	2	4	+3
10t	Arizona	2	2	4	3	0	3	+1
10t	Atlanta	3	3	6	3	2	5	+1
10t	Seattle	7	0	7	2	4	6	+1
13t	Green Bay	2	0	2	1	1	2	0
13t	Minnesota	2	5	7	5	2	7	0
13t	New Orleans	1	2	3	2	1	3	0
13t	New York Giants	3	0	3	3	0	3	0
13t	Tampa Bay	1	1	2	1	1	2	0
13t	Tennessee	3	2	5	2	3	5	0
19t	Carolina	4	1	5	3	3	6	-1
19t	Washington	1	0	1	1	1	2	-1
21t	Baltimore	1	1	2	1	3	4	-2
21t	Denver	1	3	4	4	2	6	-2
21t	Houston	2	1	3	3	2	5	-2
21t	Los Angeles Chargers	3	0	3	3	2	5	-2
21t	Miami	0	3	3	4	1	5	-2
26t	Cincinnati	5	0	5	5	3	8	-3
26t	New England	3	0	3	2	4	6	-3
28t	Dallas	1	1	2	4	2	6	-4
28t	Las Vegas	2	2	4	7	1	8	-4
30	San Francisco	0	3	3	5	3	8	-5
31	Cleveland	2	0	2	6	2	8	-6
32	New York Jets	0	0	0	1	6	7	-7
	TOTALS	88	55	143	88	55	143	0

2025 NATIONAL FOOTBALL LEAGUE

2025 NATIONAL FOOTBALL LEAGUE

AFC OFFENSE INSIDE THE 20

RANK	TEAM	DRIVES	PTS	TD	TD%	FG	SCORES	SCORE%
1	Miami	10	63	8	80.0%	2	10	100.0%
2	Pittsburgh	13	67	9	69.2%	1	10	76.9%
3t	Buffalo	18	96	12	66.7%	5	17	94.4%
3t	Cincinnati	9	51	6	66.7%	3	9	100.0%
3t	Cleveland	9	47	6	66.7%	2	8	88.9%
3t	Denver	12	65	8	66.7%	3	11	91.7%
3t	New England	15	75	10	66.7%	2	12	80.0%
8	New York Jets	10	50	6	60.0%	3	9	90.0%
9	Kansas City	14	69	8	57.1%	5	13	92.9%
10	Baltimore	13	64	7	53.8%	5	12	92.3%
11t	Jacksonville	16	74	8	50.0%	6	14	87.5%
11t	Las Vegas	10	46	5	50.0%	4	9	90.0%
13	Indianapolis	19	93	9	47.4%	10	19	100.0%
14	Tennessee	7	33	3	42.9%	4	7	100.0%
15	Los Angeles Chargers	11	46	4	36.4%	6	10	90.9%
16	Houston	6	22	2	33.3%	3	5	83.3%
	TOTALS	192	961	111	57.8%	64	175	91.1%

AFC DEFENSE INSIDE THE 20

RANK	TEAM	DRIVES	PTS	TD	TD%	FG	SCORES	SCORE%
1	Denver	12	48	3	25.0%	9	12	100.0%
2	Los Angeles Chargers	13	49	4	30.8%	7	11	84.6%
3	Las Vegas	13	46	5	38.5%	4	9	69.2%
4	Jacksonville	9	41	4	44.4%	4	8	88.9%
5	Tennessee	15	72	8	53.3%	6	14	93.3%
6	Kansas City	11	53	6	54.5%	4	10	90.9%
7t	Miami	16	77	9	56.3%	5	14	87.5%
7t	New York Jets	16	84	9	56.3%	7	16	100.0%
9	Pittsburgh	15	72	9	60.0%	3	12	80.0%
10	Buffalo	11	57	7	63.6%	3	10	90.9%
11t	Cincinnati	18	89	12	66.7%	2	14	77.8%
11t	Houston	9	44	6	66.7%	1	7	77.8%
13t	Baltimore	20	117	15	75.0%	5	20	100.0%
13t	Cleveland	12	72	9	75.0%	3	12	100.0%
15	New England	8	51	7	87.5%	1	8	100.0%
16	Indianapolis	9	60	8	88.9%	1	9	100.0%
	TOTALS	207	1032	121	58.5%	65	186	89.9%

2025 NATIONAL FOOTBALL LEAGUE

NFC OFFENSE INSIDE THE 20

RANK	TEAM	DRIVES	PTS	TD	TD%	FG	SCORES	SCORE%
1	Philadelphia	11	76	11	100.0%	0	11	100.0%
2	Washington	9	50	7	77.8%	0	7	77.8%
3	Detroit	19	110	14	73.7%	4	18	94.7%
4	Green Bay	17	98	12	70.6%	5	17	100.0%
5	Carolina	10	52	7	70.0%	2	9	90.0%
6	Dallas	15	77	10	66.7%	2	12	80.0%
7	Seattle	14	72	9	64.3%	3	12	85.7%
8	Chicago	11	57	7	63.6%	3	10	90.9%
9	Minnesota	13	71	8	61.5%	5	13	100.0%
10	Arizona	13	64	7	53.8%	5	12	92.3%
11t	Los Angeles Rams	16	70	8	50.0%	5	13	81.3%
11t	New Orleans	14	63	7	50.0%	5	12	85.7%
13	Atlanta	13	63	6	46.2%	7	13	100.0%
14	San Francisco	14	57	6	42.9%	5	11	78.6%
15	Tampa Bay	11	42	4	36.4%	5	9	81.8%
16	New York Giants	15	49	4	26.7%	7	11	73.3%
	TOTALS	215	1071	127	59.1%	63	190	88.4%

NFC DEFENSE INSIDE THE 20

RANK	TEAM	DRIVES	PTS	TD	TD%	FG	SCORES	SCORE%
1	Philadelphia	11	37	4	36.4%	3	7	63.6%
2t	Minnesota	13	57	6	46.2%	5	11	84.6%
2t	Seattle	13	55	6	46.2%	4	10	76.9%
4	Arizona	15	65	7	46.7%	6	13	86.7%
5	San Francisco	11	54	6	54.5%	4	10	90.9%
6	Green Bay	12	62	7	58.3%	4	11	91.7%
7t	Los Angeles Rams	10	53	6	60.0%	4	10	100.0%
7t	Tampa Bay	10	51	6	60.0%	3	9	90.0%
7t	Washington	15	77	9	60.0%	5	14	93.3%
10t	Carolina	13	68	8	61.5%	4	12	92.3%
10t	Detroit	13	68	8	61.5%	4	12	92.3%
12t	Chicago	17	89	11	64.7%	4	15	88.2%
12t	Dallas	17	91	11	64.7%	5	16	94.1%
14	Atlanta	6	34	4	66.7%	2	6	100.0%
15	New York Giants	11	61	8	72.7%	2	10	90.9%
16	New Orleans	13	78	10	76.9%	3	13	100.0%
	TOTALS	200	1000	117	58.5%	62	179	89.5%

2025 NATIONAL FOOTBALL LEAGUE

NFL OFFENSE INSIDE THE 20

RANK	TEAM	DRIVES	PTS	TD	TD%	FG	SCORES	SCORE%
1	Philadelphia	11	76	11	100.0%	0	11	100.0%
2	Miami	10	63	8	80.0%	2	10	100.0%
3	Washington	9	50	7	77.8%	0	7	77.8%
4	Detroit	19	110	14	73.7%	4	18	94.7%
5	Green Bay	17	98	12	70.6%	5	17	100.0%
6	Carolina	10	52	7	70.0%	2	9	90.0%
7	Pittsburgh	13	67	9	69.2%	1	10	76.9%
8t	Buffalo	18	96	12	66.7%	5	17	94.4%
8t	Cincinnati	9	51	6	66.7%	3	9	100.0%
8t	Cleveland	9	47	6	66.7%	2	8	88.9%
8t	Dallas	15	77	10	66.7%	2	12	80.0%
8t	Denver	12	65	8	66.7%	3	11	91.7%
8t	New England	15	75	10	66.7%	2	12	80.0%
14	Seattle	14	72	9	64.3%	3	12	85.7%
15	Chicago	11	57	7	63.6%	3	10	90.9%
16	Minnesota	13	71	8	61.5%	5	13	100.0%
17	New York Jets	10	50	6	60.0%	3	9	90.0%
18	Kansas City	14	69	8	57.1%	5	13	92.9%
19t	Arizona	13	64	7	53.8%	5	12	92.3%
19t	Baltimore	13	64	7	53.8%	5	12	92.3%
21t	Jacksonville	16	74	8	50.0%	6	14	87.5%
21t	Las Vegas	10	46	5	50.0%	4	9	90.0%
21t	Los Angeles Rams	16	70	8	50.0%	5	13	81.3%
21t	New Orleans	14	63	7	50.0%	5	12	85.7%
25	Indianapolis	19	93	9	47.4%	10	19	100.0%
26	Atlanta	13	63	6	46.2%	7	13	100.0%
27t	San Francisco	14	57	6	42.9%	5	11	78.6%
27t	Tennessee	7	33	3	42.9%	4	7	100.0%
29t	Los Angeles Chargers	11	46	4	36.4%	6	10	90.9%
29t	Tampa Bay	11	42	4	36.4%	5	9	81.8%
31	Houston	6	22	2	33.3%	3	5	83.3%
32	New York Giants	15	49	4	26.7%	7	11	73.3%
	TOTALS	407	2032	238	58.5%	127	365	89.7%

2025 NATIONAL FOOTBALL LEAGUE

NFL DEFENSE INSIDE THE 20

RANK	TEAM	DRIVES	PTS	TD	TD%	FG	SCORES	SCORE%
1	Denver	12	48	3	25.0%	9	12	100.0%
2	Los Angeles Chargers	13	49	4	30.8%	7	11	84.6%
3	Philadelphia	11	37	4	36.4%	3	7	63.6%
4	Las Vegas	13	46	5	38.5%	4	9	69.2%
5	Jacksonville	9	41	4	44.4%	4	8	88.9%
6t	Minnesota	13	57	6	46.2%	5	11	84.6%
6t	Seattle	13	55	6	46.2%	4	10	76.9%
8	Arizona	15	65	7	46.7%	6	13	86.7%
9	Tennessee	15	72	8	53.3%	6	14	93.3%
10t	Kansas City	11	53	6	54.5%	4	10	90.9%
10t	San Francisco	11	54	6	54.5%	4	10	90.9%
12t	Miami	16	77	9	56.3%	5	14	87.5%
12t	New York Jets	16	84	9	56.3%	7	16	100.0%
14	Green Bay	12	62	7	58.3%	4	11	91.7%
15t	Los Angeles Rams	10	53	6	60.0%	4	10	100.0%
15t	Pittsburgh	15	72	9	60.0%	3	12	80.0%
15t	Tampa Bay	10	51	6	60.0%	3	9	90.0%
15t	Washington	15	77	9	60.0%	5	14	93.3%
19t	Carolina	13	68	8	61.5%	4	12	92.3%
19t	Detroit	13	68	8	61.5%	4	12	92.3%
21	Buffalo	11	57	7	63.6%	3	10	90.9%
22t	Chicago	17	89	11	64.7%	4	15	88.2%
22t	Dallas	17	91	11	64.7%	5	16	94.1%
24t	Atlanta	6	34	4	66.7%	2	6	100.0%
24t	Cincinnati	18	89	12	66.7%	2	14	77.8%
24t	Houston	9	44	6	66.7%	1	7	77.8%
27	New York Giants	11	61	8	72.7%	2	10	90.9%
28t	Baltimore	20	117	15	75.0%	5	20	100.0%
28t	Cleveland	12	72	9	75.0%	3	12	100.0%
30	New Orleans	13	78	10	76.9%	3	13	100.0%
31	New England	8	51	7	87.5%	1	8	100.0%
32	Indianapolis	9	60	8	88.9%	1	9	100.0%
	TOTALS	407	2032	238	58.5%	127	365	89.7%

2025 NATIONAL FOOTBALL LEAGUE

2025 NATIONAL FOOTBALL LEAGUE

AFC TEAM OFFENSE FIRST DOWNS, THIRD DOWNS & FOURTH DOWNS

RANK	TEAM	FIRST DOWNS				THIRD DOWNS			FOURTH DOWNS		
		TOTAL	RUSH	PASS	PEN	MADE	ATT	PCT	MADE	ATT	PCT
1	Buffalo	97	38	49	10	21	50	42.0%	3	4	75.0%
2	Indianapolis	92	30	51	11	19	48	39.6%	6	8	75.0%
3	Los Angeles Chargers	83	24	49	10	23	53	43.4%	2	3	66.7%
4t	Denver	81	26	42	13	20	51	39.2%	2	5	40.0%
4t	Kansas City	81	31	44	6	22	56	39.3%	9	10	90.0%
6t	New England	78	27	45	6	20	48	41.7%	7	8	87.5%
6t	New York Jets	78	32	39	7	14	45	31.1%	6	10	60.0%
8	Jacksonville	75	28	42	5	19	54	35.2%	3	5	60.0%
9	Baltimore	72	23	42	7	18	44	40.9%	2	6	33.3%
10t	Cleveland	70	24	38	8	23	61	37.7%	5	9	55.6%
10t	Las Vegas	70	23	43	4	19	53	35.8%	3	7	42.9%
12	Pittsburgh	68	26	31	11	17	44	38.6%	1	3	33.3%
13	Miami	66	17	47	2	23	47	48.9%	3	6	50.0%
14	Houston	63	23	31	9	14	48	29.2%	5	6	83.3%
15t	Cincinnati	56	14	33	9	18	50	36.0%	1	1	100.0%
15t	Tennessee	56	20	31	5	15	54	27.8%	2	5	40.0%
	TOTALS	1186	406	657	123	305	806	37.8%	60	96	62.5%

AFC TEAM DEFENSE FIRST DOWNS, THIRD DOWNS & FOURTH DOWNS

RANK	TEAM	FIRST DOWNS				THIRD DOWNS			FOURTH DOWNS		
		TOTAL	RUSH	PASS	PEN	MADE	ATT	PCT	MADE	ATT	PCT
1	Cleveland	55	15	33	7	26	58	44.8%	1	2	50.0%
2	Los Angeles Chargers	62	27	28	7	23	60	38.3%	5	8	62.5%
3	Las Vegas	66	21	40	5	20	51	39.2%	3	4	75.0%
4	Houston	70	20	40	10	19	53	35.8%	2	4	50.0%
5t	Buffalo	71	37	31	3	21	50	42.0%	4	6	66.7%
5t	Denver	71	17	41	13	18	55	32.7%	0	3	0.0%
7	Jacksonville	74	15	50	9	26	57	45.6%	2	5	40.0%
8t	Kansas City	75	30	37	8	16	47	34.0%	4	10	40.0%
8t	New England	75	19	48	8	18	46	39.1%	2	6	33.3%
10	Indianapolis	80	25	46	9	18	45	40.0%	3	6	50.0%
11	New York Jets	82	23	47	12	17	49	34.7%	3	3	100.0%
12	Tennessee	84	32	40	12	19	50	38.0%	6	8	75.0%
13	Miami	91	36	47	8	24	47	51.1%	5	6	83.3%
14	Pittsburgh	93	37	50	6	23	55	41.8%	8	12	66.7%
15t	Baltimore	94	36	54	4	26	62	41.9%	9	11	81.8%
15t	Cincinnati	94	31	55	8	27	55	49.1%	3	6	50.0%
	TOTALS	1237	421	687	129	341	840	40.6%	60	100	60.0%

2025 NATIONAL FOOTBALL LEAGUE

NFC TEAM OFFENSE FIRST DOWNS, THIRD DOWNS & FOURTH DOWNS

RANK	TEAM	FIRST DOWNS				THIRD DOWNS			FOURTH DOWNS		
		TOTAL	RUSH	PASS	PEN	MADE	ATT	PCT	MADE	ATT	PCT
1	Dallas	103	29	58	16	20	47	42.6%	4	6	66.7%
2	San Francisco	88	19	61	8	25	52	48.1%	3	5	60.0%
3	Los Angeles Rams	86	29	50	7	19	47	40.4%	3	5	60.0%
4	New Orleans	85	29	43	13	19	53	35.8%	2	8	25.0%
5	Atlanta	83	31	46	6	23	55	41.8%	4	8	50.0%
6	Green Bay	82	25	46	11	29	54	53.7%	2	3	66.7%
7	Detroit	81	30	47	4	22	53	41.5%	7	9	77.8%
8t	New York Giants	78	29	37	12	18	55	32.7%	3	9	33.3%
8t	Tampa Bay	78	23	41	14	20	54	37.0%	3	5	60.0%
10t	Carolina	77	24	45	8	21	55	38.2%	6	11	54.5%
10t	Seattle	77	27	41	9	18	46	39.1%	1	3	33.3%
12t	Chicago	74	26	42	6	25	55	45.5%	2	5	40.0%
12t	Washington	74	29	36	9	15	45	33.3%	3	5	60.0%
14	Philadelphia	71	36	29	6	23	55	41.8%	5	7	71.4%
15t	Arizona	69	19	42	8	20	52	38.5%	4	4	100.0%
15t	Minnesota	69	25	37	7	15	49	30.6%	4	6	66.7%
	TOTALS	1275	430	701	144	332	827	40.1%	56	99	56.6%

NFC TEAM DEFENSE FIRST DOWNS, THIRD DOWNS & FOURTH DOWNS

RANK	TEAM	FIRST DOWNS				THIRD DOWNS			FOURTH DOWNS		
		TOTAL	RUSH	PASS	PEN	MADE	ATT	PCT	MADE	ATT	PCT
1	Atlanta	58	22	32	4	15	44	34.1%	6	7	85.7%
2	Carolina	68	28	38	2	16	43	37.2%	4	7	57.1%
3	San Francisco	69	27	34	8	16	50	32.0%	4	5	80.0%
4t	Detroit	70	22	41	7	20	48	41.7%	2	5	40.0%
4t	Minnesota	70	33	27	10	16	48	33.3%	0	2	0.0%
6t	Green Bay	72	18	47	7	18	55	32.7%	6	10	60.0%
6t	Los Angeles Rams	72	27	37	8	17	50	34.0%	7	8	87.5%
6t	Tampa Bay	72	17	46	9	16	49	32.7%	4	9	44.4%
9	Seattle	76	19	46	11	23	59	39.0%	4	7	57.1%
10t	Chicago	79	32	40	7	12	41	29.3%	3	5	60.0%
10t	Philadelphia	79	32	33	14	17	46	37.0%	3	8	37.5%
12	Washington	80	24	49	7	18	54	33.3%	4	7	57.1%
13	New Orleans	84	26	47	11	20	47	42.6%	0	1	0.0%
14	Arizona	86	19	56	11	18	52	34.6%	5	9	55.6%
15	Dallas	93	38	48	7	32	55	58.2%	3	4	75.0%
16	New York Giants	96	31	50	15	22	52	42.3%	1	1	100.0%
	TOTALS	1224	415	671	138	296	793	37.3%	56	95	58.9%

2025 NATIONAL FOOTBALL LEAGUE

NFL TEAM OFFENSE FIRST DOWNS, THIRD DOWNS & FOURTH DOWNS

RANK	TEAM	FIRST DOWNS				THIRD DOWNS			FOURTH DOWNS		
		TOTAL	RUSH	PASS	PEN	MADE	ATT	PCT	MADE	ATT	PCT
1	Dallas	103	29	58	16	20	47	42.6%	4	6	66.7%
2	Buffalo	97	38	49	10	21	50	42.0%	3	4	75.0%
3	Indianapolis	92	30	51	11	19	48	39.6%	6	8	75.0%
4	San Francisco	88	19	61	8	25	52	48.1%	3	5	60.0%
5	Los Angeles Rams	86	29	50	7	19	47	40.4%	3	5	60.0%
6	New Orleans	85	29	43	13	19	53	35.8%	2	8	25.0%
7t	Atlanta	83	31	46	6	23	55	41.8%	4	8	50.0%
7t	Los Angeles Chargers	83	24	49	10	23	53	43.4%	2	3	66.7%
9	Green Bay	82	25	46	11	29	54	53.7%	2	3	66.7%
10t	Denver	81	26	42	13	20	51	39.2%	2	5	40.0%
10t	Detroit	81	30	47	4	22	53	41.5%	7	9	77.8%
10t	Kansas City	81	31	44	6	22	56	39.3%	9	10	90.0%
13t	New England	78	27	45	6	20	48	41.7%	7	8	87.5%
13t	New York Giants	78	29	37	12	18	55	32.7%	3	9	33.3%
13t	New York Jets	78	32	39	7	14	45	31.1%	6	10	60.0%
13t	Tampa Bay	78	23	41	14	20	54	37.0%	3	5	60.0%
17t	Carolina	77	24	45	8	21	55	38.2%	6	11	54.5%
17t	Seattle	77	27	41	9	18	46	39.1%	1	3	33.3%
19	Jacksonville	75	28	42	5	19	54	35.2%	3	5	60.0%
20t	Chicago	74	26	42	6	25	55	45.5%	2	5	40.0%
20t	Washington	74	29	36	9	15	45	33.3%	3	5	60.0%
22	Baltimore	72	23	42	7	18	44	40.9%	2	6	33.3%
23	Philadelphia	71	36	29	6	23	55	41.8%	5	7	71.4%
24t	Cleveland	70	24	38	8	23	61	37.7%	5	9	55.6%
24t	Las Vegas	70	23	43	4	19	53	35.8%	3	7	42.9%
26t	Arizona	69	19	42	8	20	52	38.5%	4	4	100.0%
26t	Minnesota	69	25	37	7	15	49	30.6%	4	6	66.7%
28	Pittsburgh	68	26	31	11	17	44	38.6%	1	3	33.3%
29	Miami	66	17	47	2	23	47	48.9%	3	6	50.0%
30	Houston	63	23	31	9	14	48	29.2%	5	6	83.3%
31t	Cincinnati	56	14	33	9	18	50	36.0%	1	1	100.0%
31t	Tennessee	56	20	31	5	15	54	27.8%	2	5	40.0%
	TOTALS	2461	836	1358	267	637	1633	39.0%	116	195	59.5%

2025 NATIONAL FOOTBALL LEAGUE

NFL TEAM DEFENSE FIRST DOWNS, THIRD DOWNS & FOURTH DOWNS

RANK	TEAM	FIRST DOWNS				THIRD DOWNS			FOURTH DOWNS		
		TOTAL	RUSH	PASS	PEN	MADE	ATT	PCT	MADE	ATT	PCT
1	Cleveland	55	15	33	7	26	58	44.8%	1	2	50.0%
2	Atlanta	58	22	32	4	15	44	34.1%	6	7	85.7%
3	Los Angeles Chargers	62	27	28	7	23	60	38.3%	5	8	62.5%
4	Las Vegas	66	21	40	5	20	51	39.2%	3	4	75.0%
5	Carolina	68	28	38	2	16	43	37.2%	4	7	57.1%
6	San Francisco	69	27	34	8	16	50	32.0%	4	5	80.0%
7t	Detroit	70	22	41	7	20	48	41.7%	2	5	40.0%
7t	Houston	70	20	40	10	19	53	35.8%	2	4	50.0%
7t	Minnesota	70	33	27	10	16	48	33.3%	0	2	0.0%
10t	Buffalo	71	37	31	3	21	50	42.0%	4	6	66.7%
10t	Denver	71	17	41	13	18	55	32.7%	0	3	0.0%
12t	Green Bay	72	18	47	7	18	55	32.7%	6	10	60.0%
12t	Los Angeles Rams	72	27	37	8	17	50	34.0%	7	8	87.5%
12t	Tampa Bay	72	17	46	9	16	49	32.7%	4	9	44.4%
15	Jacksonville	74	15	50	9	26	57	45.6%	2	5	40.0%
16t	Kansas City	75	30	37	8	16	47	34.0%	4	10	40.0%
16t	New England	75	19	48	8	18	46	39.1%	2	6	33.3%
18	Seattle	76	19	46	11	23	59	39.0%	4	7	57.1%
19t	Chicago	79	32	40	7	12	41	29.3%	3	5	60.0%
19t	Philadelphia	79	32	33	14	17	46	37.0%	3	8	37.5%
21t	Indianapolis	80	25	46	9	18	45	40.0%	3	6	50.0%
21t	Washington	80	24	49	7	18	54	33.3%	4	7	57.1%
23	New York Jets	82	23	47	12	17	49	34.7%	3	3	100.0%
24t	New Orleans	84	26	47	11	20	47	42.6%	0	1	0.0%
24t	Tennessee	84	32	40	12	19	50	38.0%	6	8	75.0%
26	Arizona	86	19	56	11	18	52	34.6%	5	9	55.6%
27	Miami	91	36	47	8	24	47	51.1%	5	6	83.3%
28t	Dallas	93	38	48	7	32	55	58.2%	3	4	75.0%
28t	Pittsburgh	93	37	50	6	23	55	41.8%	8	12	66.7%
30t	Baltimore	94	36	54	4	26	62	41.9%	9	11	81.8%
30t	Cincinnati	94	31	55	8	27	55	49.1%	3	6	50.0%
32	New York Giants	96	31	50	15	22	52	42.3%	1	1	100.0%
	TOTALS	2461	836	1358	267	637	1633	39.0%	116	195	59.5%

2025 NATIONAL FOOTBALL LEAGUE

2025 NATIONAL FOOTBALL LEAGUE

AFC OFFENSIVE FIRST DOWN YARDAGE

RANK	TEAM	YDS/PL	PLAYS	YARDS
1	Indianapolis	7.19	116	834
2	Baltimore	7.08	97	687
3	Las Vegas	6.49	105	681
4	New York Jets	6.47	106	686
5	Kansas City	6.04	105	634
6	Jacksonville	5.61	113	634
7	Denver	5.54	111	615
8	Buffalo	5.48	120	658
9	New England	5.20	105	546
10	Los Angeles Chargers	5.08	109	554
11	Pittsburgh	5.06	96	486
12	Miami	4.64	88	408
13	Houston	4.61	95	438
14	Cincinnati	4.24	88	373
15	Cleveland	4.21	106	446
16	Tennessee	3.86	92	355
	TOTALS	5.47	1652	9035

AFC DEFENSIVE FIRST DOWN YARDAGE

RANK	TEAM	YDS/PL	PLAYS	YARDS
1	Cleveland	3.77	87	328
2	Las Vegas	3.79	101	383
3	Houston	4.15	100	415
4	New York Jets	4.55	110	500
5	Indianapolis	5.22	104	543
6	Cincinnati	5.24	123	644
7	Denver	5.26	103	542
8	Los Angeles Chargers	5.29	95	503
9	Jacksonville	5.41	108	584
10	Buffalo	5.68	98	557
11	Baltimore	5.97	119	711
12	New England	6.09	104	633
13	Kansas City	6.23	101	629
14	Tennessee	6.25	111	694
15	Miami	6.38	110	702
16	Pittsburgh	6.71	119	799
	TOTALS	5.41	1693	9167

2025 NATIONAL FOOTBALL LEAGUE

NFC OFFENSIVE FIRST DOWN YARDAGE

RANK	TEAM	YDS/PL	PLAYS	YARDS
1	Detroit	6.50	107	695
2	Minnesota	6.41	99	635
3	Los Angeles Rams	6.04	114	688
4	New York Giants	5.91	108	638
5	Atlanta	5.73	115	659
6	Seattle	5.69	108	615
7	Dallas	5.64	128	722
8	Green Bay	5.44	109	593
9	Carolina	5.34	109	582
10	Chicago	5.31	106	563
11	Tampa Bay	5.25	113	593
12	San Francisco	4.89	122	597
13	New Orleans	4.34	116	504
14	Philadelphia	4.02	99	398
15	Washington	4.00	102	408
16	Arizona	3.81	99	377
	TOTALS	5.28	1754	9267

NFC DEFENSIVE FIRST DOWN YARDAGE

RANK	TEAM	YDS/PL	PLAYS	YARDS
1	Atlanta	4.15	89	369
2	Green Bay	4.36	102	445
3	San Francisco	4.54	104	472
4	Los Angeles Rams	4.60	103	474
5	Seattle	4.70	111	522
6	Tampa Bay	4.72	105	496
7	New Orleans	4.79	111	532
8	Arizona	4.82	120	578
9	New York Giants	4.96	123	610
10	Detroit	5.49	102	560
11	Minnesota	5.62	103	579
12	Philadelphia	5.62	111	624
13	Carolina	5.77	97	560
14	Washington	5.91	110	650
15	Dallas	6.70	116	777
16	Chicago	8.37	106	887
	TOTALS	5.33	1713	9135

2025 NATIONAL FOOTBALL LEAGUE

NFL OFFENSIVE FIRST DOWN YARDAGE

RANK	TEAM	YDS/PL	PLAYS	YARDS
1	Indianapolis	7.19	116	834
2	Baltimore	7.08	97	687
3	Detroit	6.50	107	695
4	Las Vegas	6.49	105	681
5	New York Jets	6.47	106	686
6	Minnesota	6.41	99	635
7	Kansas City	6.04	105	634
8	Los Angeles Rams	6.04	114	688
9	New York Giants	5.91	108	638
10	Atlanta	5.73	115	659
11	Seattle	5.69	108	615
12	Dallas	5.64	128	722
13	Jacksonville	5.61	113	634
14	Denver	5.54	111	615
15	Buffalo	5.48	120	658
16	Green Bay	5.44	109	593
17	Carolina	5.34	109	582
18	Chicago	5.31	106	563
19	Tampa Bay	5.25	113	593
20	New England	5.20	105	546
21	Los Angeles Chargers	5.08	109	554
22	Pittsburgh	5.06	96	486
23	San Francisco	4.89	122	597
24	Miami	4.64	88	408
25	Houston	4.61	95	438
26	New Orleans	4.34	116	504
27	Cincinnati	4.24	88	373
28	Cleveland	4.21	106	446
29	Philadelphia	4.02	99	398
30	Washington	4.00	102	408
31	Tennessee	3.86	92	355
32	Arizona	3.81	99	377
	TOTALS	5.37	3406	18302

2025 NATIONAL FOOTBALL LEAGUE

NFL DEFENSIVE FIRST DOWN YARDAGE

RANK	TEAM	YDS/PL	PLAYS	YARDS
1	Cleveland	3.77	87	328
2	Las Vegas	3.79	101	383
3	Atlanta	4.15	89	369
4	Houston	4.15	100	415
5	Green Bay	4.36	102	445
6	San Francisco	4.54	104	472
7	New York Jets	4.55	110	500
8	Los Angeles Rams	4.60	103	474
9	Seattle	4.70	111	522
10	Tampa Bay	4.72	105	496
11	New Orleans	4.79	111	532
12	Arizona	4.82	120	578
13	New York Giants	4.96	123	610
14	Indianapolis	5.22	104	543
15	Cincinnati	5.24	123	644
16	Denver	5.26	103	542
17	Los Angeles Chargers	5.29	95	503
18	Jacksonville	5.41	108	584
19	Detroit	5.49	102	560
20	Minnesota	5.62	103	579
21	Philadelphia	5.62	111	624
22	Buffalo	5.68	98	557
23	Carolina	5.77	97	560
24	Washington	5.91	110	650
25	Baltimore	5.97	119	711
26	New England	6.09	104	633
27	Kansas City	6.23	101	629
28	Tennessee	6.25	111	694
29	Miami	6.38	110	702
30	Dallas	6.70	116	777
31	Pittsburgh	6.71	119	799
32	Chicago	8.37	106	887
	TOTALS	5.37	3406	18302

2025 NATIONAL FOOTBALL LEAGUE

2025 NATIONAL FOOTBALL LEAGUE

AFC KICKOFFS (RECEIVING TEAM)

RANK	TEAM	TOTAL KO	ADJ KO	TB	TB%	EZ	EZ%	OB	IN20	AVG START
1	Denver	19	19	3	15.8%	5	26.3%	1	0	32.3
2	New York Jets	27	25	2	8.0%	7	28.0%	0	3	31.8
3	Baltimore	26	26	5	19.2%	6	23.1%	1	2	31.1
4	Miami	24	23	1	4.3%	5	21.7%	1	3	30.7
5	Cincinnati	23	23	5	21.7%	7	30.4%	0	1	30.7
6	Pittsburgh	21	19	4	21.1%	8	42.1%	0	1	30.5
7	Indianapolis	18	17	4	23.5%	5	29.4%	0	2	30.4
8	New England	18	18	1	5.6%	2	11.1%	1	4	30.3
9	Cleveland	22	22	4	18.2%	7	31.8%	2	0	30.3
10	Buffalo	20	19	1	5.3%	3	15.8%	2	2	29.9
11	Tennessee	25	25	4	16.0%	5	20.0%	0	3	29.9
12	Kansas City	17	17	1	5.9%	5	29.4%	0	0	29.8
13	Jacksonville	17	16	4	25.0%	9	56.3%	0	2	28.4
14	Las Vegas	23	22	2	9.1%	8	36.4%	1	2	28.2
15	Los Angeles Chargers	19	18	5	27.8%	7	38.9%	0	0	28.1
16	Houston	12	11	4	36.4%	5	45.5%	0	0	27.0
	TOTALS	331	320	50	15.6%	94	29.4%	9	25	30.1

AFC KICKOFFS (KICKING TEAM)

RANK	TEAM	TOTAL KO	ADJ KO	TB	TB%	EZ	EZ%	OB	IN20	AVG START
1	Houston	17	17	4	23.5%	5	29.4%	0	1	26.8
2	Kansas City	22	21	3	14.3%	3	14.3%	0	2	28.1
3	Cincinnati	15	15	2	13.3%	6	40.0%	0	1	29.0
4	Pittsburgh	21	20	0	0.0%	2	10.0%	0	1	29.9
5	Los Angeles Chargers	20	20	2	10.0%	6	30.0%	0	0	29.9
6	New York Jets	20	18	2	11.1%	5	27.8%	0	0	29.9
7	New England	21	20	3	15.0%	6	30.0%	1	2	30.3
8	Cleveland	14	14	2	14.3%	3	21.4%	0	1	30.6
9	Jacksonville	22	22	7	31.8%	10	45.5%	2	0	31.2
10	Buffalo	26	26	3	11.5%	6	23.1%	0	4	31.2
11	Denver	20	19	4	21.1%	8	42.1%	0	2	31.5
12	Indianapolis	26	26	2	7.7%	4	15.4%	1	1	31.7
13	Miami	18	16	2	12.5%	6	37.5%	0	5	31.8
14	Tennessee	16	15	5	33.3%	7	46.7%	0	0	32.3
15	Baltimore	26	25	1	4.0%	1	4.0%	4	1	32.3
16	Las Vegas	19	18	2	11.1%	2	11.1%	1	1	32.7
	TOTALS	323	312	44	14.1%	80	25.6%	9	22	30.6

ADJ KO: Adjusted kickoffs are used to compute Avg. Team Drive Start. Adjusted kickoffs do not include inside kicks or kickoffs at the end of a half unless either kickoff is returned for a touchdown. Adjusted kickoffs also do not include non-inside kickoffs that result in the kicking team ultimately retaining possession.

IN20: The number of drives that start inside (not including) the 20-yard line.

2025 NATIONAL FOOTBALL LEAGUE

NFC KICKOFFS (RECEIVING TEAM)

RANK	TEAM	TOTAL KO	ADJ KO	TB	TB%	EZ	EZ%	OB	IN20	AVG START
1	Washington	21	20	5	25.0%	7	35.0%	0	0	35.6
2	Seattle	17	17	3	17.6%	4	23.5%	1	0	33.6
3	San Francisco	17	17	6	35.3%	8	47.1%	1	0	31.5
4	Detroit	19	17	1	5.9%	3	17.6%	2	1	31.0
5	Chicago	24	22	4	18.2%	10	45.5%	1	2	30.9
6	New York Giants	20	20	3	15.0%	4	20.0%	0	0	30.7
7	Carolina	21	21	5	23.8%	5	23.8%	2	1	29.2
8	New Orleans	26	26	5	19.2%	7	26.9%	0	2	29.0
9	Los Angeles Rams	18	17	2	11.8%	2	11.8%	0	1	28.9
10	Arizona	19	18	2	11.1%	6	33.3%	0	1	28.6
11	Tampa Bay	22	22	5	22.7%	7	31.8%	1	1	27.5
12	Green Bay	18	16	6	37.5%	9	56.3%	1	2	27.0
13	Minnesota	20	20	1	5.0%	7	35.0%	0	3	26.4
14	Dallas	27	27	3	11.1%	7	25.9%	0	6	26.2
15	Atlanta	21	20	4	20.0%	5	25.0%	0	3	25.5
16	Philadelphia	20	19	4	21.1%	4	21.1%	0	5	25.2
	TOTALS	330	319	59	18.5%	95	29.8%	9	28	29.1

NFC KICKOFFS (KICKING TEAM)

RANK	TEAM	TOTAL KO	ADJ KO	TB	TB%	EZ	EZ%	OB	IN20	AVG START
1	Carolina	18	16	3	18.8%	4	25.0%	0	3	22.6
2	Los Angeles Rams	23	23	8	34.8%	8	34.8%	0	7	23.4
3	Philadelphia	20	20	1	5.0%	2	10.0%	0	3	25.9
4	New York Giants	20	20	2	10.0%	5	25.0%	0	3	27.5
5	Chicago	22	21	2	9.5%	7	33.3%	1	1	27.8
6	Seattle	24	23	4	17.4%	7	30.4%	0	1	27.9
7	Washington	22	20	5	25.0%	9	45.0%	1	1	28.3
8	Dallas	22	22	9	40.9%	10	45.5%	0	2	29.0
9	Arizona	20	20	2	10.0%	3	15.0%	1	2	29.1
10	Green Bay	22	22	6	27.3%	14	63.6%	0	2	29.1
11	Minnesota	21	19	4	21.1%	7	36.8%	0	0	29.6
12	Atlanta	20	20	3	15.0%	7	35.0%	1	2	29.6
13	Tampa Bay	21	20	1	5.0%	2	10.0%	0	1	30.6
14	Detroit	27	25	5	20.0%	9	36.0%	3	2	31.0
15	New Orleans	16	16	3	18.8%	6	37.5%	2	0	32.4
16	San Francisco	20	20	7	35.0%	9	45.0%	0	1	33.7
	TOTALS	338	327	65	19.9%	109	33.3%	9	31	28.6

ADJ KO: Adjusted kickoffs are used to compute Avg. Team Drive Start. Adjusted kickoffs do not include inside kicks or kickoffs at the end of a half unless either kickoff is returned for a touchdown. Adjusted kickoffs also do not include non-inside kickoffs that result in the kicking team ultimately retaining possession.

IN20: The number of drives that start inside (not including) the 20-yard line.

2025 NATIONAL FOOTBALL LEAGUE

NFL KICKOFFS (RECEIVING TEAM)

RANK	TEAM	TOTAL KO	ADJ KO	TB	TB%	EZ	EZ%	OB	IN20	AVG START
1	Washington	21	20	5	25.0%	7	35.0%	0	0	35.6
2	Seattle	17	17	3	17.6%	4	23.5%	1	0	33.6
3	Denver	19	19	3	15.8%	5	26.3%	1	0	32.3
4	New York Jets	27	25	2	8.0%	7	28.0%	0	3	31.8
5	San Francisco	17	17	6	35.3%	8	47.1%	1	0	31.5
6	Baltimore	26	26	5	19.2%	6	23.1%	1	2	31.1
7	Detroit	19	17	1	5.9%	3	17.6%	2	1	31.0
8	Chicago	24	22	4	18.2%	10	45.5%	1	2	30.9
9	Miami	24	23	1	4.3%	5	21.7%	1	3	30.7
10	Cincinnati	23	23	5	21.7%	7	30.4%	0	1	30.7
11	New York Giants	20	20	3	15.0%	4	20.0%	0	0	30.7
12	Pittsburgh	21	19	4	21.1%	8	42.1%	0	1	30.5
13	Indianapolis	18	17	4	23.5%	5	29.4%	0	2	30.4
14	New England	18	18	1	5.6%	2	11.1%	1	4	30.3
15	Cleveland	22	22	4	18.2%	7	31.8%	2	0	30.3
16	Buffalo	20	19	1	5.3%	3	15.8%	2	2	29.9
17	Tennessee	25	25	4	16.0%	5	20.0%	0	3	29.9
18	Kansas City	17	17	1	5.9%	5	29.4%	0	0	29.8
19	Carolina	21	21	5	23.8%	5	23.8%	2	1	29.2
20	New Orleans	26	26	5	19.2%	7	26.9%	0	2	29.0
21	Los Angeles Rams	18	17	2	11.8%	2	11.8%	0	1	28.9
22	Arizona	19	18	2	11.1%	6	33.3%	0	1	28.6
23	Jacksonville	17	16	4	25.0%	9	56.3%	0	2	28.4
24	Las Vegas	23	22	2	9.1%	8	36.4%	1	2	28.2
25	Los Angeles Chargers	19	18	5	27.8%	7	38.9%	0	0	28.1
26	Tampa Bay	22	22	5	22.7%	7	31.8%	1	1	27.5
27t	Green Bay	18	16	6	37.5%	9	56.3%	1	2	27.0
27t	Houston	12	11	4	36.4%	5	45.5%	0	0	27.0
29	Minnesota	20	20	1	5.0%	7	35.0%	0	3	26.4
30	Dallas	27	27	3	11.1%	7	25.9%	0	6	26.2
31	Atlanta	21	20	4	20.0%	5	25.0%	0	3	25.5
32	Philadelphia	20	19	4	21.1%	4	21.1%	0	5	25.2
	TOTALS	1322	1278	218	17.1%	378	29.6%	36	106	29.6

ADJ KO: Adjusted kickoffs are used to compute Avg. Team Drive Start. Adjusted kickoffs do not include inside kicks or kickoffs at the end of a half unless either kickoff is returned for a touchdown. Adjusted kickoffs also do not include non-onside kickoffs that result in the kicking team ultimately retaining possession.

IN20: The number of drives that start inside (not including) the 20-yard line.

2025 NATIONAL FOOTBALL LEAGUE

NFL KICKOFFS (KICKING TEAM)

RANK	TEAM	TOTAL KO	ADJ KO	TB	TB%	EZ	EZ%	OB	IN20	AVG START
1	Carolina	18	16	3	18.8%	4	25.0%	0	3	22.6
2	Los Angeles Rams	23	23	8	34.8%	8	34.8%	0	7	23.4
3	Philadelphia	20	20	1	5.0%	2	10.0%	0	3	25.9
4	Houston	17	17	4	23.5%	5	29.4%	0	1	26.8
5	New York Giants	20	20	2	10.0%	5	25.0%	0	3	27.5
6	Chicago	22	21	2	9.5%	7	33.3%	1	1	27.8
7	Seattle	24	23	4	17.4%	7	30.4%	0	1	27.9
8	Kansas City	22	21	3	14.3%	3	14.3%	0	2	28.1
9	Washington	22	20	5	25.0%	9	45.0%	1	1	28.3
10t	Cincinnati	15	15	2	13.3%	6	40.0%	0	1	29.0
10t	Dallas	22	22	9	40.9%	10	45.5%	0	2	29.0
12	Arizona	20	20	2	10.0%	3	15.0%	1	2	29.1
13	Green Bay	22	22	6	27.3%	14	63.6%	0	2	29.1
14	Minnesota	21	19	4	21.1%	7	36.8%	0	0	29.6
15	Atlanta	20	20	3	15.0%	7	35.0%	1	2	29.6
16	Pittsburgh	21	20	0	0.0%	2	10.0%	0	1	29.9
17	Los Angeles Chargers	20	20	2	10.0%	6	30.0%	0	0	29.9
18	New York Jets	20	18	2	11.1%	5	27.8%	0	0	29.9
19	New England	21	20	3	15.0%	6	30.0%	1	2	30.3
20	Cleveland	14	14	2	14.3%	3	21.4%	0	1	30.6
21	Tampa Bay	21	20	1	5.0%	2	10.0%	0	1	30.6
22	Detroit	27	25	5	20.0%	9	36.0%	3	2	31.0
23	Jacksonville	22	22	7	31.8%	10	45.5%	2	0	31.2
24	Buffalo	26	26	3	11.5%	6	23.1%	0	4	31.2
25	Denver	20	19	4	21.1%	8	42.1%	0	2	31.5
26	Indianapolis	26	26	2	7.7%	4	15.4%	1	1	31.7
27	Miami	18	16	2	12.5%	6	37.5%	0	5	31.8
28	Tennessee	16	15	5	33.3%	7	46.7%	0	0	32.3
29	Baltimore	26	25	1	4.0%	1	4.0%	4	1	32.3
30	New Orleans	16	16	3	18.8%	6	37.5%	2	0	32.4
31	Las Vegas	19	18	2	11.1%	2	11.1%	1	1	32.7
32	San Francisco	20	20	7	35.0%	9	45.0%	0	1	33.7
	TOTALS	1322	1278	218	17.1%	378	29.6%	36	106	29.6

ADJ KO: Adjusted kickoffs are used to compute Avg. Team Drive Start. Adjusted kickoffs do not include inside kicks or kickoffs at the end of a half unless either kickoff is returned for a touchdown. Adjusted kickoffs also do not include non-onside kickoffs that result in the kicking team ultimately retaining possession.

IN20: The number of drives that start inside (not including) the 20-yard line.

2025 NATIONAL FOOTBALL LEAGUE

AFC PLAYER SINGLE-GAME HIGHS

CATEGORY	TOTAL	PLAYER	GAME	DETAILS
Points	18			3 times in non-overtime games
Passing Yards	394	Josh Allen	BUF vs. BAL, Sep. 7	33-46, 394 YDS, 2 TD, 0 INT
Longest Pass	80	Aaron Rodgers	PIT vs. MIN, Sep. 28	to DK Metcalf (TD)
Passing Touchdowns	4			3 times in non-overtime games
Rushing Yards	169	Derrick Henry	BAL at BUF, Sep. 7	18-169, 2 TD
Rushing Attempts	25	Jonathan Taylor	IND vs. DEN, Sep. 14	25-165, 0 TD
Longest Rush	71	Travis Etienne	JAX vs. CAR, Sep. 7	
	71	Justice Hill	BAL at KC, Sep. 28	(TD)
Receptions	14	Ja'Marr Chase	CIN vs. JAX, Sep. 14	14-165, 1 TD
Receiving Yards	165	Ja'Marr Chase	CIN vs. JAX, Sep. 14	14-165, 1 TD
Kickoff Return Yards	171	Antonio Gibson	NE at MIA, Sep. 14	6-171, 1 TD
Kickoff Returns	6			5 times in non-overtime games
Longest Kickoff Return	90	Antonio Gibson	NE at MIA, Sep. 14	(TD)
Punt Return Yards	167	Marcus Jones	NE vs. CAR, Sep. 28	3-167, 0 FC, 1 TD
Punt Returns	4			3 times in non-overtime games
Longest Punt Return	87	Marcus Jones	NE vs. CAR, Sep. 28	(TD)
	87	Parker Washington	JAX at SF, Sep. 28	(TD)
Interceptions	2	Devin Lloyd	JAX at SF, Sep. 28	
Longest Interception Return	61	Nate Wiggins	BAL vs. CLE, Sep. 14	
Sacks	4.0	Tuli Tuipulotu	LAC at NYG, Sep. 28	
Scrimmage Yards	215	Jonathan Taylor	IND vs. DEN, Sep. 14	Rush: 25-165, Rec: 2-50
Longest Punt	71	Bryce Baringer	NE at MIA, Sep. 14	
Punts	8	Johnny Hekker	TEN at DEN, Sep. 7	8-395 (49.4)
	8	Ryan Rehkow	CIN at DEN, Sep. 29	8-403 (50.4)
Field Goals Made	5	Spencer Shrader	IND vs. DEN, Sep. 14	5-5, 45 long
Longest Field Goal	60	Chris Boswell	PIT at NYJ, Sep. 7	

2025 NATIONAL FOOTBALL LEAGUE

NFC PLAYER SINGLE-GAME HIGHS

CATEGORY	TOTAL	PLAYER	GAME	DETAILS
Points	18	Amon-Ra St. Brown	DET vs. CHI, Sep. 14	3 TD
	18	Romeo Doubs	GB at DAL, Sep. 28 (OT)	3 TD
Passing Yards	450	Russell Wilson	NYG at DAL, Sep. 14 (OT)	30-41, 450 YDS, 3 TD, 1 INT
	375	Matthew Stafford	LAR vs. IND, Sep. 28	29-41, 375 YDS, 3 TD, 0 INT
Longest Pass	88	Matthew Stafford	LAR vs. IND, Sep. 28	to Tutu Atwell (TD)
Passing Touchdowns	5	Jared Goff	DET vs. CHI, Sep. 14	23-28, 334 YDS, 5 TD, 0 INT
Rushing Yards	151	David Montgomery	DET at BAL, Sep. 22	12-151, 2 TD
Rushing Attempts	25	Bucky Irving	TB vs. NYJ, Sep. 21	25-66, 0 TD
	25	Cam Skattebo	NYG vs. LAC, Sep. 28	25-79, 0 TD
Longest Rush	72	David Montgomery	DET at BAL, Sep. 22	
Receptions	13	Jake Ferguson	DAL at CHI, Sep. 21	13-82, 0 TD
	13	Puka Nacua	LAR vs. IND, Sep. 28	13-170, 1 TD
Receiving Yards	170	Puka Nacua	LAR vs. IND, Sep. 28	13-170, 1 TD
Kickoff Return Yards	199	Luke McCaffrey	WAS at ATL, Sep. 28	6-199, 0 TD
Kickoff Returns	8	Kendre Miller	NO at SEA, Sep. 21	8-182, 0 TD
Longest Kickoff Return	69	Deebo Samuel Sr.	WAS vs. LV, Sep. 21	
Punt Return Yards	127	Jaylin Lane	WAS vs. LV, Sep. 21	5-127, 0 FC, 1 TD
Punt Returns	6	Kameron Johnson	TB vs. PHI, Sep. 28	6-100, 0 FC, 0 TD
Longest Punt Return	95	Tory Horton	SEA vs. NO, Sep. 21	(TD)
Interceptions	2			3 times in non-overtime games
Longest Interception Return	87	Isaiah Rodgers	MIN vs. CIN, Sep. 21	(TD)
Sacks	2.0	Al-Quadin Muhammad	DET at BAL, Sep. 22	
Scrimmage Yards	181	Bijan Robinson	ATL vs. WAS, Sep. 28	Rush: 17-75, Rec: 4-106
Longest Punt	70	Braden Mann	PHI at KC, Sep. 14	
Punts	7	Ryan Wright	MIN at CHI, Sep. 8	7-333 (47.6)
	7	Braden Mann	PHI at TB, Sep. 28	7-363 (51.9)
Field Goals Made	5	John Parker Romo	ATL at MIN, Sep. 14	5-5, 54 long
	5	Chase McLaughlin	TB vs. NYJ, Sep. 21	5-6, 55 long
Longest Field Goal	65	Chase McLaughlin	TB vs. PHI, Sep. 28	

2025 NATIONAL FOOTBALL LEAGUE

NFL PLAYER SINGLE-GAME HIGHS

CATEGORY	TOTAL	PLAYER	GAME	DETAILS
Points	18			5 times, 4 in non-overtime games
Passing Yards	450	Russell Wilson	NYG at DAL, Sep. 14 (OT)	30-41, 450 YDS, 3 TD, 1 INT
	394	Josh Allen	BUF vs. BAL, Sep. 7	33-46, 394 YDS, 2 TD, 0 INT
Longest Pass	88	Matthew Stafford	LAR vs. IND, Sep. 28	to Tutu Atwell (TD)
Passing Touchdowns	5	Jared Goff	DET vs. CHI, Sep. 14	23-28, 334 YDS, 5 TD, 0 INT
Rushing Yards	169	Derrick Henry	BAL at BUF, Sep. 7	18-169, 2 TD
Rushing Attempts	25			3 times in non-overtime games
Longest Rush	72	David Montgomery	DET at BAL, Sep. 22	
Receptions	14	Ja'Marr Chase	CIN vs. JAX, Sep. 14	14-165, 1 TD
Receiving Yards	170	Puka Nacua	LAR vs. IND, Sep. 28	13-170, 1 TD
Kickoff Return Yards	199	Luke McCaffrey	WAS at ATL, Sep. 28	6-199, 0 TD
Kickoff Returns	8	Kendre Miller	NO at SEA, Sep. 21	8-182, 0 TD
Longest Kickoff Return	90	Antonio Gibson	NE at MIA, Sep. 14	(TD)
Punt Return Yards	167	Marcus Jones	NE vs. CAR, Sep. 28	3-167, 0 FC, 1 TD
Punt Returns	6	Kameron Johnson	TB vs. PHI, Sep. 28	6-100, 0 FC, 0 TD
Longest Punt Return	95	Tory Horton	SEA vs. NO, Sep. 21	(TD)
Interceptions	2			4 times in non-overtime games
Longest Interception Return	87	Isaiah Rodgers	MIN vs. CIN, Sep. 21	(TD)
Sacks	4.0	Tuli Tuipulotu	LAC at NYG, Sep. 28	
Scrimmage Yards	215	Jonathan Taylor	IND vs. DEN, Sep. 14	Rush: 25-165, Rec: 2-50
Longest Punt	71	Bryce Baringer	NE at MIA, Sep. 14	
Punts	8	Johnny Hekker	TEN at DEN, Sep. 7	8-395 (49.4)
	8	Ryan Rehkow	CIN at DEN, Sep. 29	8-403 (50.4)
Field Goals Made	5			3 times in non-overtime games
Longest Field Goal	65	Chase McLaughlin	TB vs. PHI, Sep. 28	

2025 NATIONAL FOOTBALL LEAGUE

2025 NATIONAL FOOTBALL LEAGUE

300-YARD PASSING GAMES

YARDS	PLAYER	GAME	DETAILS
450	Russell Wilson	NYG at DAL, Sep. 14 (OT)	30-41, 3 TD, 1 INT
394	Josh Allen	BUF vs. BAL, Sep. 7	33-46, 2 TD, 0 INT
375	Matthew Stafford	LAR vs. IND, Sep. 28	29-41, 3 TD, 0 INT
362	Geno Smith	LV at NE, Sep. 7	24-34, 1 TD, 1 INT
361	Dak Prescott	DAL vs. NYG, Sep. 14 (OT)	38-52, 2 TD, 1 INT
350	Carson Wentz	MIN at PIT, Sep. 28	30-46, 2 TD, 2 INT
337	Jordan Love	GB at DAL, Sep. 28 (OT)	31-43, 3 TD, 0 INT
334	Jared Goff	DET vs. CHI, Sep. 14	23-28, 5 TD, 0 INT
328	Bryce Young	CAR at ARI, Sep. 14	35-55, 3 TD, 1 INT
326	Bo Nix	DEN vs. CIN, Sep. 29	29-42, 2 TD, 1 INT
319	Dak Prescott	DAL vs. GB, Sep. 28 (OT)	31-40, 3 TD, 0 INT
318	Justin Herbert	LAC vs. KC, Sep. 5	25-34, 3 TD, 0 INT
316	Daniel Jones	IND vs. DEN, Sep. 14	23-34, 1 TD, 0 INT
315	Tua Tagovailoa	MIA vs. NE, Sep. 14	26-32, 2 TD, 1 INT
313	Michael Penix Jr.	ATL vs. WAS, Sep. 28	20-26, 2 TD, 1 INT
309	Brock Purdy	SF vs. JAX, Sep. 28	22-38, 2 TD, 2 INT
300	Justin Herbert	LAC vs. DEN, Sep. 21	28-47, 1 TD, 1 INT

2025 NATIONAL FOOTBALL LEAGUE

2025 NATIONAL FOOTBALL LEAGUE

100-YARD RECEIVING GAMES

YARDS	PLAYER	GAME	DETAILS
170	Puka Nacua	LAR vs. IND, Sep. 28	13 REC, 1 TD
167	Malik Nabers	NYG at DAL, Sep. 14 (OT)	9 REC, 2 TD
165	Ja'Marr Chase	CIN vs. JAX, Sep. 14	14 REC, 1 TD
145	Tre Tucker	LV at WAS, Sep. 21	8 REC, 3 TD
143	Zay Flowers	BAL at BUF, Sep. 7	7 REC, 1 TD
142	Wan'Dale Robinson	NYG at DAL, Sep. 14 (OT)	8 REC, 1 TD
134	George Pickens	DAL vs. GB, Sep. 28 (OT)	8 REC, 2 TD
130	Puka Nacua	LAR vs. HOU, Sep. 7	10 REC, 0 TD
128	Rome Odunze	CHI at DET, Sep. 14	7 REC, 2 TD
126	Justin Jefferson	MIN at PIT, Sep. 28	10 REC, 0 TD
126	DK Metcalf	PIT vs. MIN, Sep. 28	5 REC, 1 TD
124	Jaxon Smith-Njigba	SEA vs. SF, Sep. 7	9 REC, 0 TD
124	Tucker Kraft	GB vs. WAS, Sep. 11	6 REC, 1 TD
118	Courtland Sutton	DEN at LAC, Sep. 21	6 REC, 1 TD
117	Ricky Pearsall	SF vs. ARI, Sep. 21	8 REC, 0 TD
115	Amon-Ra St. Brown	DET vs. CHI, Sep. 14	9 REC, 3 TD
114	Jordan Addison	MIN at PIT, Sep. 28	4 REC, 0 TD
112	Keon Coleman	BUF vs. BAL, Sep. 7	8 REC, 1 TD
112	CeeDee Lamb	DAL vs. NYG, Sep. 14 (OT)	9 REC, 0 TD
112	Puka Nacua	LAR at PHI, Sep. 21	11 REC, 0 TD
110	CeeDee Lamb	DAL at PHI, Sep. 4	7 REC, 0 TD
110	Drake London	ATL vs. WAS, Sep. 28	8 REC, 1 TD
109	Tyreek Hill	MIA vs. NE, Sep. 14	6 REC, 0 TD
109	A.J. Brown	PHI vs. LAR, Sep. 21	6 REC, 1 TD
108	Ricky Pearsall	SF at SEA, Sep. 7	4 REC, 0 TD
108	Jameson Williams	DET vs. CHI, Sep. 14	2 REC, 1 TD
106	Davante Adams	LAR at TEN, Sep. 14	6 REC, 1 TD
106	Bijan Robinson	ATL vs. WAS, Sep. 28	4 REC, 0 TD
104	Nico Collins	HOU at JAX, Sep. 21	8 REC, 1 TD
103	Kayshon Boutte	NE vs. LV, Sep. 7	6 REC, 0 TD
103	Brock Bowers	LV at NE, Sep. 7	5 REC, 0 TD
103	Jaxon Smith-Njigba	SEA at PIT, Sep. 14	8 REC, 0 TD
102	Bucky Irving	TB vs. PHI, Sep. 28	5 REC, 1 TD
101	Luther Burden III	CHI vs. DAL, Sep. 21	3 REC, 1 TD
101	Stefon Diggs	NE vs. CAR, Sep. 28	6 REC, 0 TD
101	Emeka Egbuka	TB vs. PHI, Sep. 28	4 REC, 1 TD
100	Bijan Robinson	ATL vs. TB, Sep. 7	6 REC, 1 TD
100	Tetairoa McMillan	CAR at ARI, Sep. 14	6 REC, 0 TD

2025 NATIONAL FOOTBALL LEAGUE

2025 NATIONAL FOOTBALL LEAGUE

100-YARD RUSHING GAMES

YARDS	PLAYER	GAME	DETAILS
169	Derrick Henry	BAL at BUF, Sep. 7	18 ATT, 2 TD
165	Jonathan Taylor	IND vs. DEN, Sep. 14	25 ATT, 0 TD
151	David Montgomery	DET at BAL, Sep. 22	12 ATT, 2 TD
143	Travis Etienne	JAX vs. CAR, Sep. 7	16 ATT, 0 TD
143	Bijan Robinson	ATL at MIN, Sep. 14	22 ATT, 0 TD
138	Ashton Jeanty	LV vs. CHI, Sep. 28	21 ATT, 1 TD
132	James Cook	BUF at NYJ, Sep. 14	21 ATT, 2 TD
128	Omarion Hampton	LAC at NYG, Sep. 28	12 ATT, 1 TD
124	Travis Etienne	JAX at SF, Sep. 28	19 ATT, 1 TD
117	James Cook	BUF vs. NO, Sep. 28	22 ATT, 1 TD
116	Jordan Mason	MIN vs. CIN, Sep. 21	16 ATT, 2 TD
108	James Cook	BUF vs. MIA, Sep. 18	19 ATT, 1 TD
107	Breece Hall	NYJ vs. PIT, Sep. 7	19 ATT, 0 TD
105	Kenneth Walker III	SEA at PIT, Sep. 14	13 ATT, 1 TD
102	Jonathan Taylor	IND at TEN, Sep. 21	17 ATT, 3 TD
101	J.K. Dobbins	DEN vs. CIN, Sep. 29	16 ATT, 0 TD

2025 NATIONAL FOOTBALL LEAGUE

2025 NATIONAL FOOTBALL LEAGUE

AFC LEADING PASSERS

RANK	PLAYER	TEAM	ATT	COMP	COMP%	YDS	YPA	TD	TD%	LONG	INT	INT%	RATING
1	L. Jackson	BAL	95	68	71.6%	869	9.15	10	10.5%	41	1	1.1%	130.5
2	Allen	BUF	121	85	70.2%	964	7.97	7	5.8%	51	1	0.8%	109.7
3	Maye	NE	123	91	74.0%	988	8.03	7	5.7%	55	2	1.6%	109.4
4	D. Jones	IND	121	87	71.9%	1078	8.91	4	3.3%	75	2	1.7%	103.3
5	Rodgers	PIT	108	74	68.5%	786	7.28	8	7.4%	80t	3	2.8%	102.6
6	Mahomes	KC	142	87	61.3%	939	6.61	7	4.9%	49t	1	0.7%	94.2
7	Tagovailoa	MIA	114	79	69.3%	752	6.60	7	6.1%	47	4	3.5%	93.2
8	Herbert	LAC	149	95	63.8%	1063	7.13	7	4.7%	60t	3	2.0%	92.2
9	Stroud	HOU	117	79	67.5%	832	7.11	4	3.4%	50t	3	2.6%	88.7
10	Nix	DEN	137	90	65.7%	861	6.28	7	5.1%	52t	4	2.9%	87.9
11	G. Smith	LV	127	81	63.8%	948	7.46	6	4.7%	61t	7	5.5%	79.1
12	Lawrence	JAX	144	84	58.3%	845	5.87	5	3.5%	46	4	2.8%	75.1
13	Browning	CIN	84	54	64.3%	506	6.02	3	3.6%	42t	5	6.0%	67.9
14	*C. Ward	TEN	125	64	51.2%	614	4.91	2	1.6%	33	2	1.6%	63.9
15	Flacco	CLE	160	93	58.1%	815	5.09	2	1.3%	35	6	3.8%	60.3

2025 NATIONAL FOOTBALL LEAGUE

AFC LEADING PASSERS, RANKS

PLAYER	TEAM	ATT	COMP	COMP%	YDS	YPA	TD	TD%	INT	INT%	RATING
L. Jackson	BAL	14	13	3	7	1	1	1	1t	3	1
Allen	BUF	9t	7	4	4	4	3t	4	1t	2	2
Maye	NE	8	3	1	3	3	3t	5	4t	5	3
D. Jones	IND	9t	5t	2	1	2	11t	13	4t	6	4
Rodgers	PIT	13	12	6	12	6	2	2	7t	9t	5
Mahomes	KC	4	5t	12	6	9	3t	7	1t	1	6
Tagovailoa	MIA	12	10t	5	13	10	3t	3	10t	12	7
Herbert	LAC	2	1	11	2	7	3t	9	7t	7	8
Stroud	HOU	11	10t	7	10	8	11t	12	7t	8	9
Nix	DEN	5	4	8	8	11	3t	6	10t	11	10
G. Smith	LV	6	9	10	5	5	9	8	15	14	11
Lawrence	JAX	3	8	13	9	13	10	11	10t	9t	12
Browning	CIN	15	15	9	15	12	13t	10	13	15	13
*C. Ward	TEN	7	14	15	14	15	15t	14	4t	4	14
Flacco	CLE	1	2	14	11	14	15t	15	14	13	15

2025 NATIONAL FOOTBALL LEAGUE

AFC FOURTH-QUARTER PASSING LEADERS

RANK	PLAYER	TEAM	ATT	COMP	COMP%	YDS	YPA	TD	TD%	INT	INT%	RATING
1	L. Jackson	BAL	16	11	68.8%	192	12.00	3	18.8%	0	0.0%	149.0
2	Allen	BUF	35	26	74.3%	356	10.17	3	8.6%	0	0.0%	134.9
3	T. Taylor	NYJ	26	19	73.1%	173	6.65	3	11.5%	0	0.0%	129.2
4	Maye	NE	31	22	71.0%	201	6.48	2	6.5%	0	0.0%	109.7
5	Herbert	LAC	39	27	69.2%	280	7.18	2	5.1%	0	0.0%	106.8
6	Rodgers	PIT	35	25	71.4%	198	5.66	3	8.6%	1	2.9%	101.8
7	Mahomes	KC	30	14	46.7%	271	9.03	3	10.0%	1	3.3%	98.1
8	Fields	NYJ	22	13	59.1%	161	7.32	1	4.5%	0	0.0%	97.0
9	G. Smith	LV	40	26	65.0%	324	8.10	2	5.0%	1	2.5%	96.3
10	Stroud	HOU	38	24	63.2%	285	7.50	3	7.9%	2	5.3%	90.4
11	Nix	DEN	23	16	69.6%	144	6.26	1	4.3%	1	4.3%	82.5
12	D. Jones	IND	20	14	70.0%	126	6.30	1	5.0%	1	5.0%	82.5
13	Tagovailoa	MIA	32	20	62.5%	223	6.97	2	6.3%	2	6.3%	78.0
14	Browning	CIN	27	18	66.7%	141	5.22	1	3.7%	1	3.7%	76.3
15	Rush	BAL	11	7	63.6%	48	4.36	0	0.0%	0	0.0%	73.3
16	Flacco	CLE	53	30	56.6%	211	3.98	0	0.0%	1	1.9%	58.0
17	*C. Ward	TEN	43	21	48.8%	155	3.60	1	2.3%	1	2.3%	55.9
18	Lawrence	JAX	36	18	50.0%	185	5.14	0	0.0%	1	2.8%	53.6

2025 NATIONAL FOOTBALL LEAGUE

AFC THIRD-DOWN PASSING LEADERS

RANK	PLAYER	TEAM	ATT	COMP	COMP%	YDS	YPA	TD	TD%	INT	INT%	RATING
1	Maye	NE	31	25	80.6%	298	9.61	3	9.7%	1	3.2%	125.5
2	L. Jackson	BAL	23	17	73.9%	216	9.39	1	4.3%	0	0.0%	117.3
3	D. Jones	IND	29	20	69.0%	289	9.97	0	0.0%	0	0.0%	101.1
4	Nix	DEN	39	26	66.7%	276	7.08	2	5.1%	1	2.6%	93.5
5	Mahomes	KC	35	19	54.3%	186	5.31	1	2.9%	0	0.0%	79.0
6	Stroud	HOU	31	19	61.3%	197	6.35	1	3.2%	1	3.2%	76.9
7	Rodgers	PIT	30	19	63.3%	181	6.03	2	6.7%	2	6.7%	74.4
8	Allen	BUF	27	17	63.0%	217	8.04	0	0.0%	1	3.7%	72.6
9	Herbert	LAC	32	18	56.3%	191	5.97	2	6.3%	2	6.3%	68.6
10	G. Smith	LV	33	21	63.6%	270	8.18	1	3.0%	4	12.1%	59.7
11	Tagovailoa	MIA	30	18	60.0%	240	8.00	0	0.0%	2	6.7%	57.6
12	*C. Ward	TEN	32	13	40.6%	175	5.47	1	3.1%	1	3.1%	56.1
13	Flacco	CLE	44	23	52.3%	278	6.32	0	0.0%	2	4.5%	53.0
14	Lawrence	JAX	39	24	61.5%	277	7.10	0	0.0%	3	7.7%	50.9
15	Browning	CIN	21	9	42.9%	132	6.29	1	4.8%	2	9.5%	40.3

2025 NATIONAL FOOTBALL LEAGUE

AFC LEADING RUSHERS

RANK	PLAYER	TEAM	ATT	YDS	AVG	LONG	TD
1	Taylor	IND	77	414	5.4	68	3
2	Cook	BUF	75	401	5.3	44t	5
3	Etienne	JAX	65	394	6.1	71	2
4	Dobbins	DEN	57	323	5.7	41	3
5	Henry	BAL	49	284	5.8	49	3
6	*Jeanty	LV	68	282	4.1	64t	2
7	*Hampton	LAC	54	270	5.0	54t	2
8	Pollard	TEN	68	261	3.8	21	1
9	Achane	MIA	50	246	4.9	26	1
10	Hall	NYJ	52	238	4.6	23	0
11	*Judkins	CLE	49	237	4.8	38	2
12	Chubb	HOU	47	188	4.0	25t	1
13	Fields (QB)	NYJ	24	178	7.4	43t	3
14	L. Jackson (QB)	BAL	21	166	7.9	19	1
15	Allen (QB)	BUF	31	159	5.1	40	3
16	Gainwell	PIT	35	154	4.4	15	3
17	*Harvey	DEN	27	138	5.1	50	0
18	C. Brown	CIN	57	133	2.3	11	1
19	J. Warren	PIT	43	132	3.1	11	0
20	Mahomes (QB)	KC	22	130	5.9	22	2
21	Pacheco	KC	32	127	4.0	12	0
22	Stevenson	NE	31	125	4.0	22	0
23	Hunt	KC	36	115	3.2	11	1
24	*Marks	HOU	29	113	3.9	18t	1
25	Maye (QB)	NE	24	98	4.1	15	2
26	*Henderson	NE	26	97	3.7	14	1
27	Herbert (QB)	LAC	19	93	4.9	24	0
28	Stroud (QB)	HOU	17	92	5.4	19	0
29	*Tuten	JAX	21	88	4.2	9	1
30	Gibson	NE	19	85	4.5	21	1
31	Nix (QB)	DEN	25	78	3.1	18	1
32	Allen	NYJ	18	76	4.2	15	1
33t	Hill	BAL	8	69	8.6	71t	1
33t	T. Taylor (QB)	NYJ	11	69	6.3	15	0
35	G. Smith (QB)	LV	13	66	5.1	20	0
36	Mostert	LV	4	62	15.5	37	0
37	N. Harris	LAC	15	61	4.1	7	0
38t	*Gordon	MIA	18	60	3.3	16	1
38t	M. Washington (WR)	MIA	8	60	7.5	18	0
40	D. Jones (QB)	IND	18	54	3.0	17	3
41	*Giddens	IND	13	44	3.4	12	0
42	Ty Johnson	BUF	8	43	5.4	17	0
43	*C. Ward (QB)	TEN	9	42	4.7	12	0
44t	Ford	CLE	13	38	2.9	8	0
44t	Worthy (WR)	KC	3	38	12.7	35	0
46	*Sampson	CLE	18	35	1.9	5	0
47	Lawrence (QB)	JAX	15	32	2.1	10	0
48	R. Davis	BUF	11	29	2.6	8	0
49	Chestnut	TEN	5	28	5.6	27	0
50	Davis	NYJ	5	27	5.4	15	0

2025 NATIONAL FOOTBALL LEAGUE

AFC THIRD-AND-ONE RUSHING LEADERS

RANK	PLAYER	TEAM	ATT	FD	PCT
1t	J. Warren	PIT	4	4	100.0%
1t	*Gordon	MIA	3	3	100.0%
1t	Hunt	KC	3	3	100.0%
1t	D. Jones (QB)	IND	3	3	100.0%
1t	Allen (QB)	BUF	2	2	100.0%
1t	Browning (QB)	CIN	2	2	100.0%
1t	*Judkins	CLE	2	2	100.0%
1t	Maye (QB)	NE	2	2	100.0%
1t	Nix (QB)	DEN	2	2	100.0%
1t	Pollard	TEN	2	2	100.0%
1t	Andrews (TE)	BAL	1	1	100.0%
1t	Conklin (TE)	LAC	1	1	100.0%
1t	Dobbins	DEN	1	1	100.0%
1t	Gibson	NE	1	1	100.0%
1t	Hall	NYJ	1	1	100.0%
1t	N. Harris	LAC	1	1	100.0%
1t	*Henderson	NE	1	1	100.0%
1t	Herbert (QB)	LAC	1	1	100.0%
1t	Co. Heyward (TE)	PIT	1	1	100.0%
1t	Lawrence (QB)	JAX	1	1	100.0%
1t	Mahomes (QB)	KC	1	1	100.0%
1t	Pacheco	KC	1	1	100.0%
1t	*Sampson	CLE	1	1	100.0%
1t	*C. Ward (QB)	TEN	1	1	100.0%
1t	*Warren (TE)	IND	1	1	100.0%
26	*Hampton	LAC	4	3	75.0%
27t	C. Brown	CIN	3	2	66.7%
27t	Chubb	HOU	3	2	66.7%
27t	Fields (QB)	NYJ	3	2	66.7%
27t	G. Smith (QB)	LV	3	2	66.7%
31t	*Jeanty	LV	4	2	50.0%
31t	Flacco (QB)	CLE	2	1	50.0%
31t	Gainwell	PIT	2	1	50.0%
31t	Ty Johnson	BUF	2	1	50.0%
31t	*Marks	HOU	2	1	50.0%
36t	Henry	BAL	3	1	33.3%
36t	Stevenson	NE	3	1	33.3%

2025 NATIONAL FOOTBALL LEAGUE

AFC LEADERS IN RECEPTIONS

RANK	PLAYER	TEAM	REC	YDS	AVG	LONG	TD
1	Wilson	NYJ	27	311	11.5	33t	3
2	Chase	CIN	26	264	10.2	28	1
3	Allen	LAC	24	231	9.6	25	3
4	Flowers	BAL	23	305	13.3	39	1
5t	Johnston	LAC	22	337	15.3	60t	4
5t	Brown	KC	22	209	9.5	49	1
7t	T. Hill	MIA	21	265	12.6	47	1
7t	Meyers	LV	21	258	12.3	45	0
7t	Pittman	IND	21	234	11.1	27t	3
10t	*Warren (TE)	IND	19	263	13.8	41	0
10t	Bowers (TE)	LV	19	225	11.8	38	0
10t	Diggs	NE	19	213	11.2	33	0
10t	Strange (TE)	JAX	19	182	9.6	24	0
10t	Achane (RB)	MIA	19	143	7.5	29t	2
15t	Sutton	DEN	18	266	14.8	52t	3
15t	Collins	HOU	18	260	14.4	50t	2
15t	Franklin	DEN	18	196	10.9	42	1
18t	Coleman	BUF	17	203	11.9	25	1
18t	Waddle	MIA	17	185	10.9	25	2
18t	*Fannin (TE)	CLE	17	160	9.4	22	0
21t	Shakir	BUF	16	190	11.9	43t	2
21t	McConkey	LAC	16	174	10.9	23	0
21t	Schultz (TE)	HOU	16	126	7.9	16	0
24t	Metcalf	PIT	15	261	17.4	80t	3
24t	Tucker	LV	15	224	14.9	61t	4
24t	Henry (TE)	NE	15	204	13.6	31t	3
24t	Kelce (TE)	KC	15	182	12.1	37t	1
24t	Andrews (TE)	BAL	15	128	8.5	27t	2
29t	Kincaid (TE)	BUF	14	179	12.8	28t	3
29t	Smith-Schuster	KC	14	151	10.8	27	1
29t	Njoku (TE)	CLE	14	128	9.1	23	0
29t	Downs	IND	14	121	8.6	29	0
29t	*Hampton (RB)	LAC	14	110	7.9	22	0
29t	Smith (TE)	PIT	14	71	5.1	21	1
35t	Jeudy	CLE	13	182	14.0	33	0
35t	Okonkwo (TE)	TEN	13	124	9.5	22	0
35t	*Hunter	JAX	13	118	9.1	28	0
35t	Taylor (RB)	IND	13	113	8.7	43	1
35t	Hall (RB)	NYJ	13	108	8.3	33	0
35t	*Henderson (RB)	NE	13	87	6.7	15	0
35t	Gainwell (RB)	PIT	13	65	5.0	10	0
42t	Thomas	JAX	12	164	13.7	46	0
42t	*Ayomanor	TEN	12	151	12.6	33	2
42t	Mims	DEN	12	109	9.1	28	1
42t	Hill (RB)	BAL	12	107	8.9	37	1
42t	Cook (RB)	BUF	12	89	7.4	51	0
42t	Fant (TE)	CIN	12	80	6.7	25	1
48t	J. Warren (RB)	PIT	11	142	12.9	65	1
48t	Stevenson (RB)	NE	11	141	12.8	55	0
48t	*M. Taylor (TE)	NYJ	11	108	9.8	27	0
48t	Tillman	CLE	11	106	9.6	25	2
48t	*Sampson (RB)	CLE	11	77	7.0	14	1
48t	C. Brown (RB)	CIN	11	74	6.7	13	0
48t	Ford (RB)	CLE	11	34	3.1	12	0

2025 NATIONAL FOOTBALL LEAGUE

AFC RECEIVING YARDAGE LEADERS

RANK	PLAYER	TEAM	YDS	REC	AVG	LONG	TD
1	Johnston	LAC	337	22	15.3	60t	4
2	Wilson	NYJ	311	27	11.5	33t	3
3	Flowers	BAL	305	23	13.3	39	1
4	Sutton	DEN	266	18	14.8	52t	3
5	T. Hill	MIA	265	21	12.6	47	1
6	Chase	CIN	264	26	10.2	28	1
7	*Warren (TE)	IND	263	19	13.8	41	0
8	Metcalf	PIT	261	15	17.4	80t	3
9	Collins	HOU	260	18	14.4	50t	2
10	Meyers	LV	258	21	12.3	45	0
11	Pittman	IND	234	21	11.1	27t	3
12	Allen	LAC	231	24	9.6	25	3
13	Bowers (TE)	LV	225	19	11.8	38	0
14	Tucker	LV	224	15	14.9	61t	4
15	Diggs	NE	213	19	11.2	33	0
16	Brown	KC	209	22	9.5	49	1
17	Henry (TE)	NE	204	15	13.6	31t	3
18	Coleman	BUF	203	17	11.9	25	1
19	Franklin	DEN	196	18	10.9	42	1
20	Shakir	BUF	190	16	11.9	43t	2
21	Waddle	MIA	185	17	10.9	25	2
22t	Jeudy	CLE	182	13	14.0	33	0
22t	Kelce (TE)	KC	182	15	12.1	37t	1
22t	Strange (TE)	JAX	182	19	9.6	24	0
22t	Thornton	KC	182	10	18.2	49t	3
26	Kincaid (TE)	BUF	179	14	12.8	28t	3
27	McConkey	LAC	174	16	10.9	23	0
28	Pierce	IND	171	9	19.0	44	0
29	Boutte	NE	165	10	16.5	24	1
30	Thomas	JAX	164	12	13.7	46	0
31	*Fannin (TE)	CLE	160	17	9.4	22	0
32t	*Ayomanor	TEN	151	12	12.6	33	2
32t	Smith-Schuster	KC	151	14	10.8	27	1
34	Achane (RB)	MIA	143	19	7.5	29t	2
35	J. Warren (RB)	PIT	142	11	12.9	65	1
36t	Ridley	TEN	141	10	14.1	27	0
36t	Stevenson (RB)	NE	141	11	12.8	55	0
38	Austin	PIT	139	10	13.9	30	2
39	Palmer	BUF	138	10	13.8	32	0
40	Mitchell	IND	137	7	19.6	75	0
41	Higgins	CIN	136	10	13.6	42t	1
42t	Andrews (TE)	BAL	128	15	8.5	27t	2
42t	Njoku (TE)	CLE	128	14	9.1	23	0
44	Schultz (TE)	HOU	126	16	7.9	16	0
45	Okonkwo (TE)	TEN	124	13	9.5	22	0
46	Downs	IND	121	14	8.6	29	0
47	*Hunter	JAX	118	13	9.1	28	0
48	D. Brown	JAX	116	10	11.6	23	1
49	Taylor (RB)	IND	113	13	8.7	43	1
50t	Bateman	BAL	112	10	11.2	24	1
50t	Hopkins	BAL	112	5	22.4	41	2

2025 NATIONAL FOOTBALL LEAGUE

AFC THIRD-DOWN RECEIVING LEADERS

RANK	PLAYER	TEAM	REC	YDS	AVG	LONG	TD
1t	T. Hill	MIA	8	118	14.8	47	0
1t	Sutton	DEN	8	112	14.0	22	1
1t	Strange (TE)	JAX	8	91	11.4	24	0
1t	Meyers	LV	8	78	9.8	25	0
5t	Higgins	CIN	7	114	16.3	42t	1
5t	Allen	LAC	7	64	9.1	11t	1
5t	Mims	DEN	7	61	8.7	28	0
5t	Wilson	NYJ	7	50	7.1	11	0
9t	Stevenson (RB)	NE	6	116	19.3	55	0
9t	Jeudy	CLE	6	90	15.0	26	0
9t	Downs	IND	6	60	10.0	29	0
9t	Diggs	NE	6	56	9.3	22	0
9t	Smith (TE)	PIT	6	48	8.0	21	0
14t	Flowers	BAL	5	85	17.0	39	0
14t	Johnston	LAC	5	72	14.4	37	1
14t	Hill (RB)	BAL	5	63	12.6	37	0
14t	Njoku (TE)	CLE	5	56	11.2	23	0
14t	Schultz (TE)	HOU	5	50	10.0	16	0
19t	Thornton	KC	4	62	15.5	33	1
19t	D. Brown	JAX	4	56	14.0	18	0
19t	Tillman	CLE	4	53	13.3	25	0
19t	*Ayomanor	TEN	4	51	12.8	23	1
19t	Collins	HOU	4	48	12.0	18	0
19t	Chase	CIN	4	38	9.5	14	1
19t	Kincaid (TE)	BUF	4	36	9.0	18	0
19t	*Hunter	JAX	4	35	8.8	28	0
19t	Bowers (TE)	LV	4	29	7.3	9	0
19t	Gainwell (RB)	PIT	4	22	5.5	8	0
29t	Mitchell	IND	3	87	29.0	75	0
29t	Washington	JAX	3	62	20.7	40	0
29t	Boutte	NE	3	60	20.0	24	1
29t	Tucker	LV	3	56	18.7	26t	1
29t	Taylor (RB)	IND	3	52	17.3	43	0
29t	Waddle	MIA	3	49	16.3	25	0
29t	Metcalf	PIT	3	42	14.0	23	1
29t	Pittman	IND	3	40	13.3	14	0
29t	*Higgins	HOU	3	38	12.7	24t	1
29t	Ridley	TEN	3	35	11.7	22	0
29t	*Fannin (TE)	CLE	3	33	11.0	18	0
29t	*Warren (TE)	IND	3	32	10.7	15	0
29t	Henry (TE)	NE	3	29	9.7	12	0
29t	*Henderson (RB)	NE	3	28	9.3	15	0
29t	Smith-Schuster	KC	3	27	9.0	12	0
29t	Shakir	BUF	3	26	8.7	17	0
29t	*M. Taylor (TE)	NYJ	3	26	8.7	9	0
29t	Ford (RB)	CLE	3	25	8.3	12	0
29t	McConkey	LAC	3	24	8.0	12	0
29t	Gray (TE)	KC	3	23	7.7	10	0
29t	*Harvey (RB)	DEN	3	23	7.7	12t	1
29t	M. Washington	MIA	3	23	7.7	11	0
29t	Andrews (TE)	BAL	3	22	7.3	14t	1
29t	Kirk	HOU	3	19	6.3	12	0
29t	Brown	KC	3	13	4.3	13	0

2025 NATIONAL FOOTBALL LEAGUE

AFC LEADING SCORERS (NON-KICKING)

RANK	PLAYER	TEAM	POS	TOUCHDOWNS					X2	PTS
				TOTAL	RUSH	REC	RET	KOREC		
1	Cook	BUF	RB	5	5	0	0	0	0	30
2t	*Jeanty	LV	RB	4	2	2	0	0	0	24
2t	Johnston	LAC	WR	4	0	4	0	0	0	24
2t	Taylor	IND	RB	4	3	1	0	0	0	24
2t	Tucker	LV	WR	4	0	4	0	0	0	24
6	Fields	NYJ	QB	3	3	0	0	0	1	20
7t	Achane	MIA	RB	3	1	2	0	0	0	18
7t	Allen	BUF	QB	3	3	0	0	0	0	18
7t	Allen	LAC	WR	3	0	3	0	0	0	18
7t	Dobbins	DEN	RB	3	3	0	0	0	0	18
7t	Etienne	JAX	RB	3	2	1	0	0	0	18
7t	Gainwell	PIT	RB	3	3	0	0	0	0	18
7t	Henry	BAL	RB	3	3	0	0	0	0	18
7t	Henry	NE	TE	3	0	3	0	0	0	18
7t	D. Jones	IND	QB	3	3	0	0	0	0	18
7t	Kincaid	BUF	TE	3	0	3	0	0	0	18
7t	Metcalf	PIT	WR	3	0	3	0	0	0	18
7t	Pittman	IND	WR	3	0	3	0	0	0	18
7t	Sutton	DEN	WR	3	0	3	0	0	0	18
7t	Thornton	KC	WR	3	0	3	0	0	0	18
7t	Wilson	NYJ	WR	3	0	3	0	0	0	18
22t	Andrews	BAL	TE	2	0	2	0	0	0	12
22t	Austin	PIT	WR	2	0	2	0	0	0	12
22t	*Ayomanor	TEN	WR	2	0	2	0	0	0	12
22t	Collins	HOU	WR	2	0	2	0	0	0	12
22t	Gibson	NE	RB	2	1	0	1	0	0	12
22t	*Hampton	LAC	RB	2	2	0	0	0	0	12
22t	Hill	BAL	RB	2	1	1	0	0	0	12
22t	Hollins	NE	WR	2	0	2	0	0	0	12
22t	Hopkins	BAL	WR	2	0	2	0	0	0	12
22t	*Judkins	CLE	RB	2	2	0	0	0	0	12
22t	Long	JAX	TE	2	0	2	0	0	0	12
22t	Mahomes	KC	QB	2	2	0	0	0	0	12
22t	*Marks	HOU	RB	2	1	1	0	0	0	12
22t	Maye	NE	QB	2	2	0	0	0	0	12
22t	Mims	DEN	WR	2	1	1	0	0	0	12
22t	Shakir	BUF	WR	2	0	2	0	0	0	12
22t	Tillman	CLE	WR	2	0	2	0	0	0	12
22t	*Tuten	JAX	RB	2	1	1	0	0	0	12
22t	Waddle	MIA	WR	2	0	2	0	0	0	12
22t	Walker	BAL	WR	2	0	2	0	0	0	12
22t	Waller	MIA	TE	2	0	2	0	0	0	12
43t	Allen	NYJ	RB	1	1	0	0	0	0	6
43t	Bateman	BAL	WR	1	0	1	0	0	0	6
43t	Boutte	NE	WR	1	0	1	0	0	0	6
43t	C. Brown	CIN	RB	1	1	0	0	0	0	6

2025 NATIONAL FOOTBALL LEAGUE

AFC LEADING SCORERS (NON-KICKING)

RANK	PLAYER	TEAM	POS	TOUCHDOWNS					X2	PTS
				TOTAL	RUSH	REC	RET	KOREC		
43t	D. Brown	JAX	WR	1	0	1	0	0	0	6
43t	Brown	KC	WR	1	0	1	0	0	0	6
43t	Browning	CIN	QB	1	1	0	0	0	0	6
43t	Chase	CIN	WR	1	0	1	0	0	0	6
43t	Chubb	HOU	RB	1	1	0	0	0	0	6
43t	Coleman	BUF	WR	1	0	1	0	0	0	6
43t	Douglas	NE	WR	1	0	1	0	0	0	6
43t	Fant	CIN	TE	1	0	1	0	0	0	6
43t	Flowers	BAL	WR	1	0	1	0	0	0	6
43t	Franklin	DEN	WR	1	0	1	0	0	0	6
43t	*Gordon	MIA	RB	1	1	0	0	0	0	6
43t	*Harvey	DEN	RB	1	0	1	0	0	0	6
43t	*Hawes	BUF	TE	1	0	1	0	0	0	6
43t	*Henderson	NE	RB	1	1	0	0	0	0	6
43t	*Higgins	HOU	WR	1	0	1	0	0	0	6
43t	Higgins	CIN	WR	1	0	1	0	0	0	6
43t	T. Hill	MIA	WR	1	0	1	0	0	0	6
43t	Hunt	KC	RB	1	1	0	0	0	0	6
43t	L. Jackson	BAL	QB	1	1	0	0	0	0	6
43t	M. Jones	NE	CB	1	0	0	1	0	0	6
43t	Kelce	KC	TE	1	0	1	0	0	0	6
43t	Lazard	NYJ	WR	1	0	1	0	0	0	6
43t	McDonald	NYJ	DE	1	0	0	1	0	0	6
43t	Moore	BUF	WR	1	1	0	0	0	0	6
43t	Moore	IND	CB	1	0	0	1	0	0	6
43t	Nix	DEN	QB	1	1	0	0	0	0	6
43t	Pacheco	KC	RB	1	0	1	0	0	0	6
43t	Pollard	TEN	RB	1	1	0	0	0	0	6
43t	Ruckert	NYJ	TE	1	0	1	0	0	0	6
43t	D. Sample	CIN	TE	1	0	1	0	0	0	6
43t	*Sampson	CLE	RB	1	0	1	0	0	0	6
43t	*R. Sanders	CLE	RB	1	1	0	0	0	0	6
43t	Skowronek	PIT	WR	1	0	1	0	0	0	6
43t	Smith	PIT	TE	1	0	1	0	0	0	6
43t	Smith	BAL	ILB	1	0	0	1	0	0	6
43t	Smith-Schuster	KC	WR	1	0	1	0	0	0	6
43t	Thomas	JAX	WR	1	1	0	0	0	0	6
43t	Tinsley	CIN	WR	1	0	1	0	0	0	6
43t	Trautman	DEN	TE	1	0	1	0	0	0	6
43t	Wallace	BAL	WR	1	0	1	0	0	0	6
43t	J. Warren	PIT	RB	1	0	1	0	0	0	6
43t	*Warren	IND	TE	1	1	0	0	0	0	6
43t	M. Washington	MIA	WR	1	0	0	1	0	0	6
43t	Washington	JAX	WR	1	0	0	1	0	0	6

2025 NATIONAL FOOTBALL LEAGUE

AFC LEADING SCORERS (KICKING)

RANK	PLAYER	TEAM	PAT	FG	FG%	LONG	PTS
1	Shrader	IND	12/12	13/14	92.9%	52	51
2t	Butker	KC	7/9	10/13	76.9%	59	37
2t	Prater	BUF	13/13	8/9	88.9%	52	37
4	C. Little	JAX	9/9	9/11	81.8%	47	36
5	*Loop	BAL	14/15	7/7	100.0%	52	35
6	Slye	TEN	3/3	10/14	71.4%	57	33
7	Dicker	LAC	8/8	8/8	100.0%	43	32
8t	Boswell	PIT	10/10	6/7	85.7%	60	28
8t	Fairbairn	HOU	4/4	8/10	80.0%	53	28
8t	Folk	NYJ	7/7	7/7	100.0%	58	28
11	Carlson	LV	6/6	7/9	77.8%	54	27
12	Lutz	DEN	12/12	4/5	80.0%	42	24
13	*Borregales	NE	10/12	4/5	80.0%	53	22
14	Patterson	MIA	9/9	4/4	100.0%	47	21
15	Szmyt	CLE	5/6	5/7	71.4%	55	20
16	McPherson	CIN	7/7	4/4	100.0%	45	19

2025 NATIONAL FOOTBALL LEAGUE

2025 NATIONAL FOOTBALL LEAGUE

AFC TOUCHBACKS ON KICKOFFS

RANK	PLAYER	TEAM	TB
1	C. Little	JAX	7
2	Slye	TEN	5
3t	Fairbairn	HOU	4
3t	Lutz	DEN	4
5t	Borregales	NE	3
5t	Butker	KC	3
5t	Prater	BUF	3
8t	Carlson	LV	2
8t	Dicker	LAC	2
8t	McPherson	CIN	2
8t	Patterson	MIA	2
8t	Shrader	IND	2
8t	Szmyt	CLE	2
14t	Folk	NYJ	1
14t	Loop	BAL	1
14t	McNamara	NYJ	1

2025 NATIONAL FOOTBALL LEAGUE

AFC MOST YARDS FROM SCRIMMAGE

RANK	PLAYER	TEAM	POS	TOTAL			RUSHING			RECEIVING		
				YDS	PLAYS	AVG	YDS	ATT	AVG	YDS	ATT	AVG
1	Taylor	IND	RB	527	90	5.9	414	77	5.4	113	13	8.7
2	Cook	BUF	RB	490	87	5.6	401	75	5.3	89	12	7.4
3	Etienne	JAX	RB	426	71	6.0	394	65	6.1	32	6	5.3
4	Achane	MIA	RB	389	69	5.6	246	50	4.9	143	19	7.5
5	*Hampton	LAC	RB	380	68	5.6	270	54	5.0	110	14	7.9
6	Hall	NYJ	RB	346	65	5.3	238	52	4.6	108	13	8.3
7	Dobbins	DEN	RB	341	62	5.5	323	57	5.7	18	5	3.6
8	Johnston	LAC	WR	335	23	14.6	-2	1	-2.0	337	22	15.3
9	Henry	BAL	RB	320	53	6.0	284	49	5.8	36	4	9.0
10	Flowers	BAL	WR	317	26	12.2	12	3	4.0	305	23	13.3
11	Pollard	TEN	RB	316	74	4.3	261	68	3.8	55	6	9.2
12	Wilson	NYJ	WR	311	27	11.5	0	0	---	311	27	11.5
13	*Jeanty	LV	RB	302	75	4.0	282	68	4.1	20	7	2.9
14	*Judkins	CLE	RB	281	57	4.9	237	49	4.8	44	8	5.5
15	J. Warren	PIT	RB	274	54	5.1	132	43	3.1	142	11	12.9
16	Chase	CIN	WR	273	27	10.1	9	1	9.0	264	26	10.2
17	*Warren	IND	TE	269	23	11.7	6	4	1.5	263	19	13.8
18t	Stevenson	NE	RB	266	42	6.3	125	31	4.0	141	11	12.8
18t	Sutton	DEN	WR	266	18	14.8	0	0	---	266	18	14.8
20	T. Hill	MIA	WR	265	21	12.6	0	0	---	265	21	12.6
21	Metcalf	PIT	WR	261	15	17.4	0	0	---	261	15	17.4
22	Collins	HOU	WR	260	18	14.4	0	0	---	260	18	14.4
23	Meyers	LV	WR	258	21	12.3	0	0	---	258	21	12.3
24	Tucker	LV	WR	244	19	12.8	20	4	5.0	224	15	14.9
25t	Chubb	HOU	RB	234	54	4.3	188	47	4.0	46	7	6.6
25t	Pittman	IND	WR	234	21	11.1	0	0	---	234	21	11.1
27	Allen	LAC	WR	231	24	9.6	0	0	---	231	24	9.6
28	Bowers	LV	TE	225	19	11.8	0	0	---	225	19	11.8
29	Gainwell	PIT	RB	219	48	4.6	154	35	4.4	65	13	5.0
30	Diggs	NE	WR	213	19	11.2	0	0	---	213	19	11.2
31t	Brown	KC	WR	209	22	9.5	0	0	---	209	22	9.5
31t	*Marks	HOU	RB	209	35	6.0	113	29	3.9	96	6	16.0
33t	C. Brown	CIN	RB	207	68	3.0	133	57	2.3	74	11	6.7
33t	Franklin	DEN	WR	207	19	10.9	11	1	11.0	196	18	10.9
33t	*Harvey	DEN	RB	207	36	5.8	138	27	5.1	69	9	7.7
36	Henry	NE	TE	204	15	13.6	0	0	---	204	15	13.6
37	Coleman	BUF	WR	203	17	11.9	0	0	---	203	17	11.9
38	Shakir	BUF	WR	190	16	11.9	0	0	---	190	16	11.9
39	Waddle	MIA	WR	185	17	10.9	0	0	---	185	17	10.9
40	*Henderson	NE	RB	184	39	4.7	97	26	3.7	87	13	6.7
41t	Jeady	CLE	WR	182	13	14.0	0	0	---	182	13	14.0
41t	Kelce	KC	TE	182	15	12.1	0	0	---	182	15	12.1
41t	Strange	JAX	TE	182	19	9.6	0	0	---	182	19	9.6
41t	Thornton	KC	WR	182	10	18.2	0	0	---	182	10	18.2
45	Thomas	JAX	WR	180	14	12.9	16	2	8.0	164	12	13.7
46	Kincaid	BUF	TE	179	14	12.8	0	0	---	179	14	12.8
47	Fields	NYJ	QB	178	24	7.4	178	24	7.4	0	0	---
48	Hill	BAL	RB	176	20	8.8	69	8	8.6	107	12	8.9
49	McConkey	LAC	WR	174	16	10.9	0	0	---	174	16	10.9
50	Pierce	IND	WR	171	9	19.0	0	0	---	171	9	19.0

2025 NATIONAL FOOTBALL LEAGUE

AFC LEADERS IN FIRST DOWNS

RANK	PLAYER	TEAM	POS	TOTAL	RUSH	REC
1	Cook	BUF	RB	23	21	2
2	Taylor	IND	RB	21	16	5
3	*Hampton	LAC	RB	19	15	4
4	Hall	NYJ	RB	18	13	5
5t	T. Hill	MIA	WR	17	0	17
5t	*Judkins	CLE	RB	17	15	2
7t	Dobbins	DEN	RB	16	16	0
7t	*Jeanty	LV	RB	16	14	2
7t	Pollard	TEN	RB	16	15	1
7t	J. Warren	PIT	RB	16	11	5
11t	Allen	LAC	WR	15	0	15
11t	Etienne	JAX	RB	15	13	2
11t	*Warren	IND	TE	15	2	13
14t	Hunt	KC	RB	14	11	3
14t	Pittman	IND	WR	14	0	14
14t	Wilson	NYJ	WR	14	0	14
17t	Achane	MIA	RB	13	7	6
17t	Flowers	BAL	WR	13	0	13
17t	Gainwell	PIT	RB	13	12	1
17t	Sutton	DEN	WR	13	0	13
21t	C. Brown	CIN	RB	12	9	3
21t	Chase	CIN	WR	12	0	12
21t	Coleman	BUF	WR	12	0	12
21t	Metcalf	PIT	WR	12	0	12
25t	Franklin	DEN	WR	11	1	10
25t	Henry	BAL	RB	11	10	1
25t	Henry	NE	TE	11	0	11
25t	Johnston	LAC	WR	11	0	11
25t	Waddle	MIA	WR	11	0	11
30t	Allen	BUF	QB	10	10	0
30t	*Ayomanor	TEN	WR	10	0	10
30t	Bowers	LV	TE	10	0	10
30t	Brown	KC	WR	10	0	10
30t	Chubb	HOU	RB	10	9	1
30t	Fields	NYJ	QB	10	10	0
30t	L. Jackson	BAL	QB	10	10	0
30t	Mahomes	KC	QB	10	10	0
30t	Maye	NE	QB	10	10	0
30t	Meyers	LV	WR	10	0	10
30t	Thomas	JAX	WR	10	2	8
41t	D. Brown	JAX	WR	9	1	8
41t	Diggs	NE	WR	9	0	9
41t	*Henderson	NE	RB	9	7	2
41t	Judy	CLE	WR	9	0	9
41t	Kelce	KC	TE	9	0	9
41t	Kincaid	BUF	TE	9	0	9
41t	McConkey	LAC	WR	9	0	9
41t	Strange	JAX	TE	9	0	9
41t	Tucker	LV	WR	9	0	9
50t	Boutte	NE	WR	8	0	8
50t	Collins	HOU	WR	8	0	8
50t	Downs	IND	WR	8	0	8
50t	D. Jones	IND	QB	8	8	0
50t	*Marks	HOU	RB	8	5	3
50t	*Sampson	CLE	RB	8	4	4

2025 NATIONAL FOOTBALL LEAGUE

AFC LEADERS IN FIRST DOWNS

RANK	PLAYER	TEAM	POS	TOTAL	RUSH	REC
50t	Shakir	BUF	WR	8	0	8
50t	Stevenson	NE	RB	8	5	3
50t	Stroud	HOU	QB	8	8	0
50t	Tillman	CLE	WR	8	0	8

2025 NATIONAL FOOTBALL LEAGUE

AFC PUNTING YARDS LEADERS

RANK	PLAYER	TEAM	POS	PUNTS	YARDS	LONG	AVG	TB	BLK	DWN	OB	RETURNS		IN20	NET AVG
												TOT	YDS		
1	Rehkov	CIN	P	23	1213	70	52.7	3	0	2	3	13	152	7	43.5
2	Stout	BAL	P	12	618	63	51.5	1	0	3	3	4	15	5	48.6
3	Cole	LV	P	14	717	60	51.2	2	0	0	2	9	169	1	36.3
4	Scott	LAC	P	15	757	60	50.5	1	0	1	1	7	92	5	43.0
5	Baringer	NE	P	13	644	71	49.5	1	0	1	2	6	125	4	38.4
6	Cooke	JAX	P	15	736	60	49.1	3	0	2	3	6	38	5	42.5
7	Waitman	PIT	P	15	726	64	48.4	2	0	0	1	7	73	5	40.9
8	Hekker	TEN	P	19	910	65	47.9	1	0	1	0	9	76	6	42.8
9	*Crawshaw	DEN	P	17	807	62	47.5	2	0	0	0	7	82	10	40.3
10	Bailey	MIA	P	11	522	64	47.5	0	0	2	1	4	41	6	43.7
11	McNamara	NYJ	P	13	615	55	47.3	1	0	3	0	6	21	5	44.2
12	Townsend	HOU	P	17	804	66	47.3	1	0	3	5	5	44	7	43.5
13	Araiza	KC	P	10	470	69	47.0	0	0	2	2	3	31	4	43.9
14	Bojorquez	CLE	P	20	925	58	46.3	3	1	2	4	9	130	9	35.0

2025 NATIONAL FOOTBALL LEAGUE

AFC NET PUNTING YARDS LEADERS

RANK	PLAYER	TEAM	POS	PUNTS	YARDS	LONG	AVG	TB	BLK	DWN	OB	RETURNS		IN20	NET AVG
												TOT	YDS		
1	Stout	BAL	P	12	618	63	51.5	1	0	3	3	4	15	5	48.6
2	McNamara	NYJ	P	13	615	55	47.3	1	0	3	0	6	21	5	44.2
3	Araiza	KC	P	10	470	69	47.0	0	0	2	2	3	31	4	43.9
4	Bailey	MIA	P	11	522	64	47.5	0	0	2	1	4	41	6	43.7
5	Townsend	HOU	P	17	804	66	47.3	1	0	3	5	5	44	7	43.5
6	Rehkov	CIN	P	23	1213	70	52.7	3	0	2	3	13	152	7	43.5
7	Scott	LAC	P	15	757	60	50.5	1	0	1	1	7	92	5	43.0
8	Hekker	TEN	P	19	910	65	47.9	1	0	1	0	9	76	6	42.8
9	Cooke	JAX	P	15	736	60	49.1	3	0	2	3	6	38	5	42.5
10	Waitman	PIT	P	15	726	64	48.4	2	0	0	1	7	73	5	40.9
11	*Crawshaw	DEN	P	17	807	62	47.5	2	0	0	0	7	82	10	40.3
12	Baringer	NE	P	13	644	71	49.5	1	0	1	2	6	125	4	38.4
13	Cole	LV	P	14	717	60	51.2	2	0	0	2	9	169	1	36.3
14	Bojorquez	CLE	P	20	925	58	46.3	3	1	2	4	9	130	9	35.0

2025 NATIONAL FOOTBALL LEAGUE

2025 NATIONAL FOOTBALL LEAGUE

AFC PUNT RETURN LEADERS

RANK	PLAYER	TEAM	POS	RET	FC	YDS	AVG	LONG	TD
1	M. Jones	NE	CB	7	2	202	28.9	87t	1
2	Washington	JAX	WR	6	1	130	21.7	87t	1
3	Mims	DEN	WR	9	7	127	14.1	32	0
4	*Wester	BAL	WR	5	2	60	12.0	23	0
5	Remigio	KC	WR	6	1	68	11.3	25	0
6	*Noel	HOU	WR	10	3	113	11.3	53	0
7	Carter	CLE	WR	6	5	56	9.3	15	0
8	Tucker	LV	WR	5	4	45	9.0	15	0
9	Codrington	BUF	CB	7	3	37	5.3	15	0

2025 NATIONAL FOOTBALL LEAGUE

AFC KICKOFF RETURN LEADERS

RANK	PLAYER	TEAM	POS	RET	YDS	AVG	LONG	TD
1	Davis	NYJ	RB	11	323	29.4	41	0
2	Gibson	NE	RB	10	293	29.3	90t	1
3	Codrington	BUF	CB	9	261	29.0	41	0
4	Mims	DEN	WR	9	248	27.6	32	0
5	*B. Smith	KC	RB	7	192	27.4	37	0
6	Laube	LV	RB	8	219	27.4	38	0
7	Gould	IND	WR	10	272	27.2	39	0
8	Remigio	KC	WR	7	187	26.7	47	0
9	Eskridge	MIA	WR	11	293	26.6	54	0
10	Hill	BAL	RB	5	133	26.6	30	0
11	*Noel	HOU	WR	5	131	26.2	34	0
12	*Harvey	DEN	RB	6	155	25.8	29	0
13	Gainwell	PIT	RB	5	129	25.8	33	0
14	Ali	BAL	RB	12	303	25.3	43	0
15	*Dike	TEN	WR	21	530	25.2	71	0
16	M. Washington	MIA	WR	10	252	25.2	34	0
17	Carter	CLE	WR	11	274	24.9	32	0
18	Z. White	LV	RB	6	149	24.8	31	0
19	Perine	CIN	RB	10	242	24.2	37	0
20	*Johnson	PIT	RB	8	190	23.8	29	0
21	Haskins	LAC	RB	6	141	23.5	29	0
22	Jones	CIN	WR	8	179	22.4	30	0
23	*Henderson	NE	RB	6	131	21.8	23	0

2025 NATIONAL FOOTBALL LEAGUE

2025 NATIONAL FOOTBALL LEAGUE

AFC INTERCEPTION LEADERS

RANK	PLAYER	TEAM	POS	INT	YARDS	AVG	LONG	TD
1	Lloyd	JAX	LB	3	30	10.0	22	0
2t	Battle	CIN	SAF	2	6	3.0	4	0
2t	Bynum	IND	SAF	2	14	7.0	14	0
2t	Lewis	JAX	CB	2	6	3.0	6	0
5t	Barton	TEN	LB	1	0	0.0	0	0
5t	Bernard	BUF	LB	1	24	24.0	24	0
5t	Bishop	BUF	SAF	1	4	4.0	4	0
5t	Chenal	KC	LB	1	0	0.0	0	0
5t	Crosby	LV	DE	1	19	19.0	19	0
5t	Delpit	CLE	SAF	1	25	25.0	25	0
5t	Echols	PIT	CB	1	0	0.0	0	0
5t	Elliott	PIT	SAF	1	-4	-4.0	-4	0
5t	Hawkins	NE	SAF	1	1	1.0	1	0
5t	Henley	LAC	LB	1	8	8.0	8	0
5t	Herbig	PIT	LB	1	41	41.0	41	0
5t	D. Hill	CIN	CB	1	0	0.0	0	0
5t	D. Jackson	LAC	CB	1	0	0.0	0	0
5t	Jefferson	LAC	SS	1	0	0.0	0	0
5t	An. Johnson	JAX	SAF	1	0	0.0	0	0
5t	B. Jones	DEN	SAF	1	0	0.0	0	0
5t	*Knight	CIN	LB	1	0	0.0	0	0
5t	Latu	IND	DE	1	6	6.0	6	0
5t	Mapu	NE	LB	1	20	20.0	20	0
5t	McCreary	TEN	CB	1	0	0.0	0	0
5t	Moore	IND	CB	1	32	32.0	32t	1
5t	Murray	JAX	SS	1	12	12.0	12	0
5t	Oluokun	JAX	LB	1	0	0.0	0	0
5t	Pitre	HOU	SAF	1	0	0.0	0	0
5t	Pola-Mao	LV	SAF	1	0	0.0	0	0
5t	Ramsey	PIT	CB	1	2	2.0	2	0
5t	Roland-Wallace	KC	CB	1	23	23.0	23	0
5t	Spillane	NE	LB	1	37	37.0	37	0
5t	Stingley	HOU	CB	1	20	20.0	20	0
5t	Turner	CIN	CB	1	7	7.0	7	0
5t	Ward	CLE	CB	1	13	13.0	13	0
5t	J. Watson	KC	CB	1	0	0.0	0	0
5t	Watt	PIT	OLB	1	13	13.0	13	0
5t	Wiggins	BAL	CB	1	61	61.0	61	0
5t	Wingard	JAX	SAF	1	39	39.0	39	0
5t	Woods	TEN	FS	1	16	16.0	16	0

2025 NATIONAL FOOTBALL LEAGUE

AFC SACK LEADERS

RANK	PLAYER	TEAM	POS	SACKS
1	Bonitto	DEN	LB	4.5
2t	Garrett	CLE	DE	4.0
2t	Hunter	HOU	DE	4.0
2t	Tuipulotu	LAC	LB	4.0
5	Landry	NE	LB	3.5
6t	Anderson	HOU	DE	3.0
6t	Chubb	MIA	OLB	3.0
6t	Karlaftis	KC	DE	3.0
6t	Laulu	LV	DT	3.0
6t	Watt	PIT	OLB	3.0
11t	Armstead	JAX	DT	2.5
11t	Chaisson	NE	LB	2.5
11t	Cooper	DEN	LB	2.5
11t	Herbig	PIT	LB	2.5
15t	Bosa	BUF	DE-LB	2.0
15t	Crosby	LV	DE	2.0
15t	Dodson	MIA	LB	2.0
15t	Franklin-Myers	DEN	DE	2.0
15t	Hendrickson	CIN	DE	2.0
15t	Henley	LAC	LB	2.0
15t	D. Jones	BUF	DT	2.0
15t	Lewis	IND	DE	2.0
15t	Madubuike	BAL	DT	2.0
15t	McDonald	NYJ	DE	2.0
15t	T. Robinson	BAL	LB	2.0
15t	Simmons	TEN	DT	2.0
15t	Strnad	DEN	LB	2.0
15t	Tranquill	KC	LB	2.0
15t	Walker	JAX	DE	2.0
15t	M. Williams	NE	DE	2.0
15t	Wilson	LV	DE	2.0
32t	Benton	PIT	DT	1.5
32t	Collins	CLE	DT	1.5
32t	Cross	IND	SAF	1.5
32t	Fatukasi	HOU	DT	1.5
32t	D. James	LAC	FS	1.5
32t	Jenkins	CIN	DT	1.5
32t	Quin. Williams	NYJ	LB	1.5
39t	Allen	DEN	DE	1.0
39t	Bishop	BUF	SAF	1.0
39t	Blackmon	IND	CB	1.0
39t	Briggs	NYJ	DE	1.0
39t	Brooks	MIA	LB	1.0
39t	Bush	CLE	LB	1.0
39t	*Caldwell	LAC	DT	1.0
39t	Douglas	MIA	CB	1.0
39t	Dye	LAC	LB	1.0
39t	Eboigbe	LAC	DT	1.0
39t	Ebukam	IND	DE	1.0
39t	Elliott	PIT	SAF	1.0
39t	Elliss	DEN	LB	1.0
39t	Epenesa	BUF	DE	1.0
39t	Gallimore	IND	DT	1.0
39t	Hand	LAC	DE	1.0
39t	*Harmon	PIT	DT	1.0

2025 NATIONAL FOOTBALL LEAGUE

AFC SACK LEADERS

RANK	PLAYER	TEAM	POS	SACKS
39t	Hawkins	NE	SAF	1.0
39t	Ca. Heyward	PIT	DT	1.0
39t	Highsmith	PIT	LB	1.0
39t	B. Hill	CIN	DE	1.0
39t	Hooker	TEN	SAF	1.0
39t	Jones	KC	DE	1.0
39t	D. Jones	DEN	DT	1.0
39t	Key	TEN	LB	1.0
39t	Koonce	LV	DE	1.0
39t	Latu	IND	DE	1.0
39t	Mack	LAC	OLB	1.0
39t	McGuire	CLE	DE	1.0
39t	McMillian	DEN	CB	1.0
39t	Milano	BUF	OLB	1.0
39t	Moore	IND	CB	1.0
39t	*Norman-Lott	KC	DT	1.0
39t	Oliver	BUF	DT	1.0
39t	Oluokun	JAX	LB	1.0
39t	Ossai	CIN	DE	1.0
39t	Paye	IND	DE	1.0
39t	Queen	PIT	LB	1.0
39t	Rankins	HOU	DT	1.0
39t	Robinson	MIA	LB	1.0
39t	*Sawyer	PIT	LB	1.0
39t	*Schwesinger	CLE	LB	1.0
39t	Smoot	JAX	DE	1.0
39t	Spillane	NE	LB	1.0
39t	Tillery	KC	DT	1.0
39t	To'oTo'o	HOU	LB	1.0
39t	Quin. Williams	NYJ	DT	1.0
39t	P. Wilson	PIT	LB	1.0
39t	Wright	CLE	DE	1.0

2025 NATIONAL FOOTBALL LEAGUE

AFC LEADERS IN FUMBLE RECOVERIES

RANK	PLAYER	TEAM	POS	TOTAL	OWN TEAM	OPP TEAM
1	Mahomes	KC	QB	2	2	0
2t	Adebawore	IND	DT	1	0	1
2t	Allen	BUF	QB	1	1	0
2t	*Allen	JAX	RB	1	1	0
2t	*Barron	DEN	CB	1	0	1
2t	Bernard	BUF	LB	1	0	1
2t	C. Brown	CIN	RB	1	1	0
2t	Brown	BUF	OT	1	1	0
2t	Butler	LV	DT	1	0	1
2t	*Campbell	NE	OT	1	1	0
2t	Carter	CLE	WR	1	1	0
2t	Codrington	BUF	CB	1	1	0
2t	Davis	LAC	WR	1	1	0
2t	Epenesa	BUF	DE	1	0	1
2t	Fitzpatrick	MIA	FS	1	0	1
2t	Gainwell	PIT	RB	1	1	0
2t	*Gordon	MIA	RB	1	1	0
2t	Hill	BAL	RB	1	1	0
2t	Howard	IND	CB	1	0	1
2t	Hunt	KC	RB	1	1	0
2t	Hunter	HOU	DE	1	0	1
2t	L. Jackson	BAL	QB	1	1	0
2t	B. Jones	DEN	SAF	1	0	1
2t	B. Jones	PIT	OT	1	1	0
2t	Jones	CIN	WR	1	1	0
2t	Joseph-Day	TEN	DE	1	0	1
2t	Kelly	LV	CB	1	0	1
2t	Lawrence	JAX	QB	1	1	0
2t	Lewis	JAX	CB	1	0	1
2t	Lloyd	JAX	LB	1	0	1
2t	*Mausi	TEN	LB	1	0	1
2t	Maye	NE	QB	1	1	0
2t	Oluokun	JAX	LB	1	0	1
2t	Pacheco	KC	RB	1	1	0
2t	Paul	MIA	OT	1	1	0
2t	Peppers	PIT	FS	1	0	1
2t	Ja. Phillips	MIA	LB	1	0	1
2t	Raimann	IND	OT	1	1	0
2t	Skinner	DEN	SAF	1	0	1
2t	Skowronek	PIT	WR	1	0	1
2t	Slay	PIT	CB	1	0	1
2t	G. Smith	LV	QB	1	1	0
2t	Smith	BAL	ILB	1	0	1
2t	Tagovailoa	MIA	QB	1	1	0
2t	*M. Taylor	NYJ	TE	1	1	0
2t	Thornhill	PIT	SAF	1	1	0
2t	*Trader	MIA	SAF	1	0	1
2t	Tranquill	KC	LB	1	0	1
2t	Wallace	BAL	WR	1	1	0
2t	Watt	PIT	OLB	1	0	1
2t	Wilson	NYJ	WR	1	1	0
2t	P. Wilson	PIT	LB	1	0	1
2t	Wingard	JAX	SAF	1	0	1

2025 NATIONAL FOOTBALL LEAGUE

AFC LEADERS IN RECOVERIES OF FUMBLES BY OWN TEAM

RANK	PLAYER	TEAM	POS	REC	YARDS	AVG	LONG	TD
1	Mahomes	KC	QB	2	0	0.0	0	0
2t	Allen	BUF	QB	1	0	0.0	0	0
2t	*Allen	JAX	RB	1	0	0.0	0	0
2t	C. Brown	CIN	RB	1	0	0.0	0	0
2t	Brown	BUF	OT	1	0	0.0	0	0
2t	*Campbell	NE	OT	1	0	0.0	0	0
2t	Carter	CLE	WR	1	0	0.0	0	0
2t	Codrington	BUF	CB	1	0	0.0	0	0
2t	Davis	LAC	WR	1	0	0.0	0	0
2t	Gainwell	PIT	RB	1	0	0.0	0	0
2t	*Gordon	MIA	RB	1	0	0.0	0	0
2t	Hill	BAL	RB	1	0	0.0	0	0
2t	Hunt	KC	RB	1	0	0.0	0	0
2t	L. Jackson	BAL	QB	1	0	0.0	0	0
2t	B. Jones	PIT	OT	1	6	6.0	6	0
2t	Jones	CIN	WR	1	0	0.0	0	0
2t	Lawrence	JAX	QB	1	0	0.0	0	0
2t	Maye	NE	QB	1	0	0.0	0	0
2t	Pacheco	KC	RB	1	0	0.0	0	0
2t	Paul	MIA	OT	1	0	0.0	0	0
2t	Raimann	IND	OT	1	0	0.0	0	0
2t	G. Smith	LV	QB	1	0	0.0	0	0
2t	Tagovailoa	MIA	QB	1	0	0.0	0	0
2t	*M. Taylor	NYJ	TE	1	0	0.0	0	0
2t	Thornhill	PIT	SAF	1	0	0.0	0	0
2t	Wallace	BAL	WR	1	0	0.0	0	0
2t	Wilson	NYJ	WR	1	0	0.0	0	0

2025 NATIONAL FOOTBALL LEAGUE

AFC LEADERS IN RECOVERIES OF FUMBLES BY OPPOSING TEAM

RANK	PLAYER	TEAM	POS	REC	YARDS	AVG	LONG	TD
1t	Adebawore	IND	DT	1	0	0.0	0	0
1t	*Barron	DEN	CB	1	0	0.0	0	0
1t	Bernard	BUF	LB	1	0	0.0	0	0
1t	Butler	LV	DT	1	0	0.0	0	0
1t	Epenesa	BUF	DE	1	0	0.0	0	0
1t	Fitzpatrick	MIA	FS	1	0	0.0	0	0
1t	Howard	IND	CB	1	2	2.0	2	0
1t	Hunter	HOU	DE	1	0	0.0	0	0
1t	B. Jones	DEN	SAF	1	0	0.0	0	0
1t	Joseph-Day	TEN	DE	1	0	0.0	0	0
1t	Kelly	LV	CB	1	3	3.0	3	0
1t	Lewis	JAX	CB	1	0	0.0	0	0
1t	Lloyd	JAX	LB	1	2	2.0	2	0
1t	*Mausi	TEN	LB	1	0	0.0	0	0
1t	Oluokun	JAX	LB	1	0	0.0	0	0
1t	Peppers	PIT	FS	1	0	0.0	0	0
1t	Ja. Phillips	MIA	LB	1	4	4.0	4	0
1t	Skinner	DEN	SAF	1	0	0.0	0	0
1t	Skowronek	PIT	WR	1	0	0.0	0	0
1t	Slay	PIT	CB	1	-6	-6.0	-6	0
1t	Smith	BAL	ILB	1	63	63.0	63t	1
1t	*Trader	MIA	SAF	1	0	0.0	0	0
1t	Tranquill	KC	LB	1	0	0.0	0	0
1t	Watt	PIT	OLB	1	0	0.0	0	0
1t	P. Wilson	PIT	LB	1	0	0.0	0	0
1t	Wingard	JAX	SAF	1	0	0.0	0	0

2025 NATIONAL FOOTBALL LEAGUE

NFC LEADING PASSERS

RANK	PLAYER	TEAM	ATT	COMP	COMP%	YDS	YPA	TD	TD%	LONG	INT	INT%	RATING
1	Goff	DET	122	90	73.8%	929	7.61	9	7.4%	64	2	1.6%	113.0
2	Love	GB	121	84	69.4%	1000	8.26	8	6.6%	57	1	0.8%	113.0
3	Darnold	SEA	100	70	70.0%	905	9.05	5	5.0%	45	2	2.0%	106.5
4	Stafford	LAR	136	92	67.6%	1114	8.19	8	5.9%	88t	2	1.5%	106.1
5	Hurts	PHI	101	70	69.3%	609	6.03	5	5.0%	51	0	0.0%	101.5
6	Jones	SF	80	53	66.3%	563	7.04	4	5.0%	42t	1	1.3%	98.1
7	Ca. Williams	CHI	130	81	62.3%	927	7.13	8	6.2%	65t	2	1.5%	97.8
8	Prescott	DAL	166	121	72.9%	1119	6.74	6	3.6%	37	3	1.8%	95.4
9	Mayfield	TB	139	83	59.7%	904	6.50	8	5.8%	77t	1	0.7%	95.1
10	Daniels	WAS	72	43	59.7%	433	6.01	3	4.2%	34	0	0.0%	90.8
11	Rattler	NO	146	98	67.1%	765	5.24	5	3.4%	39	1	0.7%	88.4
12	Murray	ARI	130	87	66.9%	742	5.71	6	4.6%	45	3	2.3%	87.4
13	Purdy	SF	73	48	65.8%	586	8.03	4	5.5%	45	4	5.5%	85.8
14	Penix	ATL	125	78	62.4%	918	7.34	3	2.4%	69	3	2.4%	82.7
15	Wilson	NYG	111	66	59.5%	786	7.08	3	2.7%	52	3	2.7%	78.9
16	Young	CAR	144	87	60.4%	753	5.23	5	3.5%	40	3	2.1%	77.1

2025 NATIONAL FOOTBALL LEAGUE

NFC LEADING PASSERS, RANKS

PLAYER	TEAM	ATT	COMP	COMP%	YDS	YPA	TD	TD%	INT	INT%	RATING
Goff	DET	9	4	1	4	5	1	1	7t	9	1
Love	GB	10	7	4	3	2	2t	2	3t	5	2
Darnold	SEA	13	11t	3	7	1	8t	7t	7t	11	3
Stafford	LAR	5	3	6	2	3	2t	4	7t	7	4
Hurts	PHI	12	11t	5	13	12	8t	9	1t	1t	5
Jones	SF	14	14	9	15	9	12t	7t	3t	6	6
Ca. Williams	CHI	6t	9	12	5	7	2t	3	7t	8	7
Prescott	DAL	1	1	2	1	10	6t	12	11t	10	8
Mayfield	TB	4	8	15	8	11	2t	5	3t	4	9
Daniels	WAS	16	17	14	17	13	15t	11	1t	1t	10
Rattler	NO	2	2	7	10	15	8t	14	3t	3	11
Murray	ARI	6t	5t	8	12	14	6t	10	11t	13	12
Purdy	SF	15	15	10	14	4	12t	6	16	16	13
Penix	ATL	8	10	11	6	6	15t	16	11t	14	14
Wilson	NYG	11	13	16	9	8	15t	15	11t	15	15
Young	CAR	3	5t	13	11	16	8t	13	11t	12	16

2025 NATIONAL FOOTBALL LEAGUE

NFC FOURTH-QUARTER PASSING LEADERS

RANK	PLAYER	TEAM	ATT	COMP	COMP%	YDS	YPA	TD	TD%	INT	INT%	RATING
1	Mariota	WAS	12	8	66.7%	120	10.00	2	16.7%	0	0.0%	138.9
2	Stafford	LAR	37	28	75.7%	403	10.89	3	8.1%	0	0.0%	137.6
3	Wentz	MIN	19	11	57.9%	182	9.58	2	10.5%	0	0.0%	125.3
4	Purdy	SF	20	15	75.0%	202	10.10	2	10.0%	1	5.0%	119.2
5	Goff	DET	28	18	64.3%	159	5.68	4	14.3%	0	0.0%	118.9
6	Daniels	WAS	23	14	60.9%	157	6.83	2	8.7%	0	0.0%	110.2
7	Ca. Williams	CHI	27	18	66.7%	202	7.48	1	3.7%	0	0.0%	101.2
8	Jones	SF	24	16	66.7%	190	7.92	2	8.3%	1	4.2%	101.0
9	McCarthy	MIN	13	8	61.5%	121	9.31	2	15.4%	1	7.7%	99.7
10	Darnold	SEA	21	14	66.7%	211	10.05	0	0.0%	0	0.0%	99.5
11	Murray	ARI	30	19	63.3%	178	5.93	3	10.0%	1	3.3%	99.0
12	Penix	ATL	19	14	73.7%	157	8.26	0	0.0%	0	0.0%	97.9
13	Wilson	NYG	37	20	54.1%	274	7.41	2	5.4%	0	0.0%	96.0
14	Hurts	PHI	27	16	59.3%	158	5.85	1	3.7%	0	0.0%	88.2
15	Young	CAR	51	31	60.8%	287	5.63	3	5.9%	1	2.0%	87.6
16	Love	GB	24	13	54.2%	171	7.13	2	8.3%	1	4.2%	87.3
17	Prescott	DAL	55	37	67.3%	361	6.56	2	3.6%	2	3.6%	82.5
18	Rattler	NO	53	31	58.5%	227	4.28	2	3.8%	1	1.9%	73.4
19	Mayfield	TB	43	25	58.1%	253	5.88	1	2.3%	1	2.3%	73.1

2025 NATIONAL FOOTBALL LEAGUE

NFC THIRD-DOWN PASSING LEADERS

RANK	PLAYER	TEAM	ATT	COMP	COMP%	YDS	YPA	TD	TD%	INT	INT%	RATING
1	Purdy	SF	19	11	57.9%	166	8.74	2	10.5%	0	0.0%	121.8
2	Love	GB	35	22	62.9%	327	9.34	3	8.6%	1	2.9%	110.1
3	Goff	DET	41	27	65.9%	269	6.56	4	9.8%	1	2.4%	106.7
4	Ca. Williams	CHI	37	24	64.9%	307	8.30	3	8.1%	1	2.7%	106.5
5	Hurts	PHI	29	22	75.9%	265	9.14	0	0.0%	0	0.0%	103.4
6	Jones	SF	19	11	57.9%	161	8.47	3	15.8%	1	5.3%	103.3
7	Prescott	DAL	38	27	71.1%	295	7.76	1	2.6%	0	0.0%	102.4
8	Darnold	SEA	31	22	71.0%	217	7.00	0	0.0%	0	0.0%	90.4
9	Stafford	LAR	36	20	55.6%	276	7.67	1	2.8%	0	0.0%	89.6
10	Rattler	NO	36	21	58.3%	165	4.58	2	5.6%	0	0.0%	88.3
11	Mayfield	TB	33	16	48.5%	154	4.67	2	6.1%	0	0.0%	82.1
12	Penix	ATL	37	21	56.8%	275	7.43	0	0.0%	0	0.0%	80.3
13	Wilson	NYG	32	16	50.0%	201	6.28	0	0.0%	1	3.1%	56.9
14	Daniels	WAS	21	9	42.9%	82	3.90	0	0.0%	0	0.0%	54.1
15	Murray	ARI	37	22	59.5%	217	5.86	0	0.0%	2	5.4%	53.5
16	Young	CAR	35	18	51.4%	113	3.23	0	0.0%	1	2.9%	46.5

2025 NATIONAL FOOTBALL LEAGUE

NFC LEADING RUSHERS

RANK	PLAYER	TEAM	ATT	YDS	AVG	LONG	TD
1	Robinson	ATL	64	314	4.9	25	1
2	J. Williams	DAL	63	312	5.0	30t	4
3	K. Williams	LAR	68	303	4.5	15	1
4t	Gibbs	DET	58	271	4.7	42	4
4t	Mason	MIN	56	271	4.8	24	2
6	Jacobs	GB	80	266	3.3	19	4
7	Kamara	NO	65	256	3.9	18t	1
8	Montgomery	DET	43	245	5.7	72	3
9	Walker	SEA	58	244	4.2	21	3
10t	Barkley	PHI	77	237	3.1	16	3
10t	Irving	TB	71	237	3.3	16	0
12	McCaffrey	SF	69	225	3.3	15	0
13	Hubbard	CAR	53	217	4.1	14	0
14	Swift	CHI	56	187	3.3	20	2
15	*Skattebo	NYG	48	181	3.8	24	2
16	Hurts (QB)	PHI	41	179	4.4	29	4
17	*Croskey-Merritt	WAS	29	172	5.9	42	2
18	Benson	ARI	29	160	5.5	52	0
19	Allgeier	ATL	43	155	3.6	19	2
20	Murray (QB)	ARI	25	148	5.9	30	0
21	Mayfield (QB)	TB	14	129	9.2	33	0
22	Miller	NO	28	124	4.4	18t	1
23	Corum	LAR	23	120	5.2	15	1
24	Sanders	DAL	20	117	5.9	49	1
25	Ca. Williams (QB)	CHI	24	110	4.6	13	1
26	White	TB	23	108	4.7	16	1
27	McNichols	WAS	10	106	10.6	60t	1
28	Rattler (QB)	NO	16	102	6.4	15	0
29	Rodriguez	WAS	18	98	5.4	48	0
30t	Charbonnet	SEA	39	96	2.5	15	2
30t	B. Robinson	SF	22	96	4.4	19	0
32	J. Conner	ARI	32	95	3.0	12	1
33	Wilson (QB)	NYG	16	94	5.9	15	0
34	Daniels (QB)	WAS	18	85	4.7	14	0
35	Dowdle	CAR	28	83	3.0	10	1
36	Wilson	GB	15	73	4.9	13	0
37	Tracy	NYG	22	68	3.1	10	0
38t	Love (QB)	GB	13	62	4.8	25	0
38t	*Monangai	CHI	17	62	3.6	10	0
40	Mariota (QB)	WAS	8	60	7.5	22	1
41	*Dart (QB)	NYG	12	54	4.5	15t	1
42	Young (QB)	CAR	10	53	5.3	22	1
43t	Nacua (WR)	LAR	3	52	17.3	45t	1
43t	Singletary	NYG	15	52	3.5	8	0
45	McCarthy (QB)	MIN	7	50	7.1	16	1
46t	*Carter	ATL	7	46	6.6	10	0
46t	Dillon	PHI	9	46	5.1	11	0
46t	A. Jones	MIN	13	46	3.5	9	0
46t	Samuel (WR)	WAS	7	46	6.6	19t	1
50	Ekeler	WAS	14	43	3.1	6	0

2025 NATIONAL FOOTBALL LEAGUE

NFC THIRD-AND-ONE RUSHING LEADERS

RANK	PLAYER	TEAM	ATT	FD	PCT
1t	Swift	CHI	4	4	100.0%
1t	K. Williams	LAR	3	3	100.0%
1t	Charbonnet	SEA	2	2	100.0%
1t	*Croskey-Merritt	WAS	2	2	100.0%
1t	Gibbs	DET	2	2	100.0%
1t	Hubbard	CAR	2	2	100.0%
1t	Miller	NO	2	2	100.0%
1t	*Skattebo	NYG	2	2	100.0%
1t	Barkley	PHI	1	1	100.0%
1t	Barner (TE)	SEA	1	1	100.0%
1t	Daniels (QB)	WAS	1	1	100.0%
1t	Dowdle	CAR	1	1	100.0%
1t	Goff (QB)	DET	1	1	100.0%
1t	Holani	SEA	1	1	100.0%
1t	A. Jones	MIN	1	1	100.0%
1t	Jones (QB)	SF	1	1	100.0%
1t	Mayfield (QB)	TB	1	1	100.0%
1t	McCarthy (QB)	MIN	1	1	100.0%
1t	Montgomery	DET	1	1	100.0%
1t	Purdy (QB)	SF	1	1	100.0%
1t	Rattler (QB)	NO	1	1	100.0%
1t	Scott	MIN	1	1	100.0%
1t	White	TB	1	1	100.0%
1t	J. Williams	DAL	1	1	100.0%
1t	Wilson (QB)	NYG	1	1	100.0%
1t	Young (QB)	CAR	1	1	100.0%
27	Hurts (QB)	PHI	6	5	83.3%
28	McCaffrey	SF	4	3	75.0%
29	Jacobs	GB	8	5	62.5%
30t	Allgeier	ATL	4	2	50.0%
30t	J. Conner	ARI	2	1	50.0%
30t	Irving	TB	2	1	50.0%
30t	Kamara	NO	2	1	50.0%
30t	Robinson	ATL	2	1	50.0%
35	Mason	MIN	3	1	33.3%

2025 NATIONAL FOOTBALL LEAGUE

NFC LEADERS IN RECEPTIONS

RANK	PLAYER	TEAM	REC	YDS	AVG	LONG	TD
1	Nacua	LAR	42	503	12.0	31	1
2	Ferguson (TE)	DAL	34	223	6.6	19	1
3	McCaffrey (RB)	SF	31	305	9.8	29	2
4	St. Brown	DET	27	307	11.4	34	6
5t	Smith-Njigba	SEA	26	402	15.5	45	1
5t	Olave	NO	26	185	7.1	14	1
7t	D. London	ATL	24	269	11.2	43	1
7t	McBride (TE)	ARI	24	234	9.8	31	1
9t	Jefferson	MIN	22	326	14.8	50	1
9t	Johnson (TE)	NO	22	204	9.3	21	1
9t	Samuel	WAS	22	204	9.3	24t	2
12	Pickens	DAL	21	300	14.3	28t	4
13t	Pearsall	SF	20	327	16.4	45	0
13t	Odunze	CHI	20	296	14.8	37	5
13t	Pitts (TE)	ATL	20	205	10.3	26	1
13t	Gibbs (RB)	DET	20	79	4.0	9	0
17	Irving (RB)	TB	19	193	10.2	72t	2
18t	*Egbuka	TB	18	282	15.7	77t	4
18t	*McMillan	CAR	18	278	15.4	40	0
18t	Nabers	NYG	18	271	15.1	48t	2
18t	Robinson (RB)	ATL	18	270	15.0	69	1
18t	Robinson	NYG	18	237	13.2	50	1
18t	Shaheed	NO	18	174	9.7	39	1
24t	Adams	LAR	17	269	15.8	44t	3
24t	D. Smith	PHI	17	158	9.3	28	1
26t	Kraft (TE)	GB	16	225	14.1	57	2
26t	Lamb	DAL	16	222	13.9	33	0
26t	Harrison	ARI	16	208	13.0	45	2
26t	LaPorta (TE)	DET	16	177	11.1	32	0
26t	Moore	CHI	16	173	10.8	30	1
26t	J. Williams (RB)	DAL	16	74	4.6	11	0
32	Kupp	SEA	15	162	10.8	23	0
33t	A. Brown	PHI	14	151	10.8	38	1
33t	Ertz (TE)	WAS	14	149	10.6	20t	2
33t	Evans	TB	14	140	10.0	22	1
33t	Zaccheaus	CHI	14	119	8.5	16	0
33t	Barkley (RB)	PHI	14	70	5.0	15	0
38t	Doubs	GB	13	179	13.8	48	4
38t	Shepard	TB	13	167	12.8	24	0
38t	Hockenson (TE)	MIN	13	115	8.8	14	1
38t	Hubbard (RB)	CAR	13	94	7.2	27t	2
38t	Swift (RB)	CHI	13	85	6.5	41	0
38t	Renfrow	CAR	13	75	5.8	15	2
38t	Benson (RB)	ARI	13	64	4.9	12	0
38t	Kamara (RB)	NO	13	49	3.8	14	0
46t	Tonges (TE)	SF	12	125	10.4	23	2
46t	Goedert (TE)	PHI	12	114	9.5	33t	3
46t	*Skattebo (RB)	NYG	12	98	8.2	21	0
49t	Turpin	DAL	11	159	14.5	37	1
49t	*Golden	GB	11	126	11.5	46	0
49t	Cooks	NO	11	98	8.9	20	0
49t	Sanders (TE)	CAR	11	92	8.4	18	0
49t	Tremble (TE)	CAR	11	80	7.3	15	1

2025 NATIONAL FOOTBALL LEAGUE

NFC RECEIVING YARDAGE LEADERS

RANK	PLAYER	TEAM	YDS	REC	AVG	LONG	TD
1	Nacua	LAR	503	42	12.0	31	1
2	Smith-Njigba	SEA	402	26	15.5	45	1
3	Pearsall	SF	327	20	16.4	45	0
4	Jefferson	MIN	326	22	14.8	50	1
5	St. Brown	DET	307	27	11.4	34	6
6	McCaffrey (RB)	SF	305	31	9.8	29	2
7	Pickens	DAL	300	21	14.3	28t	4
8	Odunze	CHI	296	20	14.8	37	5
9	*Egbuka	TB	282	18	15.7	77t	4
10	*McMillan	CAR	278	18	15.4	40	0
11	Nabers	NYG	271	18	15.1	48t	2
12	Robinson (RB)	ATL	270	18	15.0	69	1
13t	Adams	LAR	269	17	15.8	44t	3
13t	D. London	ATL	269	24	11.2	43	1
15	Robinson	NYG	237	18	13.2	50	1
16	McBride (TE)	ARI	234	24	9.8	31	1
17	Kraft (TE)	GB	225	16	14.1	57	2
18	Ferguson (TE)	DAL	223	34	6.6	19	1
19	Lamb	DAL	222	16	13.9	33	0
20	J. Williams	DET	214	10	21.4	64	1
21	Harrison	ARI	208	16	13.0	45	2
22	Pitts (TE)	ATL	205	20	10.3	26	1
23t	Johnson (TE)	NO	204	22	9.3	21	1
23t	Samuel	WAS	204	22	9.3	24t	2
25	Irving (RB)	TB	193	19	10.2	72t	2
26	Olave	NO	185	26	7.1	14	1
27	Doubs	GB	179	13	13.8	48	4
28	LaPorta (TE)	DET	177	16	11.1	32	0
29	Shaheed	NO	174	18	9.7	39	1
30	Moore	CHI	173	16	10.8	30	1
31	Shepard	TB	167	13	12.8	24	0
32	Kupp	SEA	162	15	10.8	23	0
33	Turpin	DAL	159	11	14.5	37	1
34	D. Smith	PHI	158	17	9.3	28	1
35	A. Brown	PHI	151	14	10.8	38	1
36t	Ertz (TE)	WAS	149	14	10.6	20t	2
36t	McLaurin	WAS	149	10	14.9	56	0
38	Evans	TB	140	14	10.0	22	1
39	Slayton	NYG	135	9	15.0	52	0
40	Jennings	SF	129	9	14.3	42t	1
41	*Golden	GB	126	11	11.5	46	0
42	Tonges (TE)	SF	125	12	10.4	23	2
43t	Jacobs (RB)	GB	119	10	11.9	31	0
43t	Zaccheaus	CHI	119	14	8.5	16	0
45	Kmet (TE)	CHI	116	7	16.6	31	1
46	Hockenson (TE)	MIN	115	13	8.8	14	1
47t	Addison	MIN	114	4	28.5	81	0
47t	Goedert (TE)	PHI	114	12	9.5	33t	3
47t	Wicks	GB	114	10	11.4	16	0
50	Tolbert	DAL	101	10	10.1	34	0

2025 NATIONAL FOOTBALL LEAGUE

NFC THIRD-DOWN RECEIVING LEADERS

RANK	PLAYER	TEAM	REC	YDS	AVG	LONG	TD
1	Nacua	LAR	11	144	13.1	31	0
2t	Odunze	CHI	10	181	18.1	37	3
2t	Robinson	NYG	10	125	12.5	50	0
4t	D. Smith	PHI	8	103	12.9	28	0
4t	St. Brown	DET	8	72	9.0	25	3
4t	Zaccheaus	CHI	8	57	7.1	12	0
4t	Olave	NO	8	55	6.9	14	1
8t	Smith-Njigba	SEA	7	93	13.3	36	0
8t	McBride (TE)	ARI	7	83	11.9	25	0
8t	*Egbuka	TB	7	78	11.1	30t	2
8t	Ferguson (TE)	DAL	7	38	5.4	17	0
8t	Gibbs (RB)	DET	7	26	3.7	8	0
13t	Pearsall	SF	6	109	18.2	31	0
13t	Adams	LAR	6	94	15.7	26	1
13t	Pitts (TE)	ATL	6	83	13.8	26	0
13t	A. Brown	PHI	6	76	12.7	25	0
13t	Pickens	DAL	6	74	12.3	22	0
13t	*McMillan	CAR	6	57	9.5	15	0
13t	Johnson (TE)	NO	6	54	9.0	18t	1
13t	Renfrow	CAR	6	38	6.3	10	0
21t	Robinson (RB)	ATL	5	86	17.2	25	0
21t	Samuel	WAS	5	63	12.6	21	0
21t	McCaffrey (RB)	SF	5	59	11.8	29	1
21t	LaPorta (TE)	DET	5	56	11.2	16	0
21t	Kupp	SEA	5	50	10.0	17	0
21t	Dortch	ARI	5	42	8.4	15	0
27t	Jennings	SF	4	96	24.0	42t	1
27t	J. Williams	DET	4	94	23.5	44t	1
27t	Lamb	DAL	4	88	22.0	32	0
27t	Doubs	GB	4	58	14.5	18	1
27t	Kraft (TE)	GB	4	51	12.8	16	1
27t	Turpin	DAL	4	46	11.5	16	1
27t	Tolbert	DAL	4	42	10.5	19	0
27t	Shepard	TB	4	41	10.3	16	0
35t	*Golden	GB	3	91	30.3	46	0
35t	Dotson	PHI	3	59	19.7	51	0
35t	Mooney	ATL	3	48	16.0	21	0
35t	Wicks	GB	3	38	12.7	16	0
35t	Harrison	ARI	3	36	12.0	18	0
35t	McCloud	ATL	3	35	11.7	14	0
35t	*Horton	SEA	3	30	10.0	11	0
35t	Thielen	MIN	3	30	10.0	19	0
35t	Barner (TE)	SEA	3	29	9.7	19	0
35t	Benson (RB)	ARI	3	23	7.7	12	0
35t	Tonges (TE)	SF	3	22	7.3	14	1
35t	D. London	ATL	3	17	5.7	10	0
35t	White (RB)	TB	3	16	5.3	12	0
35t	Mi. Wilson	ARI	3	15	5.0	6	0
49t	Swift (RB)	CHI	2	43	21.5	41	0
49t	Higbee (TE)	LAR	2	29	14.5	20	0
49t	C. Brooks (RB)	GB	2	26	13.0	16	0
49t	T. Johnson (TE)	NYG	2	24	12.0	14	0
49t	Shaheed	NO	2	22	11.0	15	0
49t	Ertz (TE)	WAS	2	19	9.5	10	0
49t	Kamara (RB)	NO	2	19	9.5	14	0

2025 NATIONAL FOOTBALL LEAGUE

NFC THIRD-DOWN RECEIVING LEADERS

RANK	PLAYER	TEAM	REC	YDS	AVG	LONG	TD
49t	Nailor	MIN	2	19	9.5	12	0
49t	Tracy (RB)	NYG	2	19	9.5	14	0
49t	Jefferson	MIN	2	17	8.5	13t	1
49t	Goedert (TE)	PHI	2	16	8.0	9	0
49t	McLaurin	WAS	2	15	7.5	11	0
49t	Moore	CHI	2	15	7.5	12	0
49t	*Skattebo (RB)	NYG	2	15	7.5	16	0
49t	Montgomery (RB)	DET	2	14	7.0	7	0
49t	Cas. Washington	ATL	2	14	7.0	7	0
49t	Cooks	NO	2	13	6.5	7	0
49t	Kittle (TE)	SF	2	13	6.5	8	1
49t	*Burden	CHI	2	12	6.0	7	0
49t	Sanders (TE)	CAR	2	11	5.5	7	0
49t	Tremble (TE)	CAR	2	11	5.5	7	0
49t	Walker (RB)	SEA	2	10	5.0	13	0
49t	J. Williams (RB)	DAL	2	10	5.0	7	0
49t	Jacobs (RB)	GB	2	9	4.5	6	0
49t	Barkley (RB)	PHI	2	5	2.5	3	0
49t	Charbonnet (RB)	SEA	2	5	2.5	9	0
49t	*Lane	WAS	2	0	0.0	2	0
49t	Dowdle (RB)	CAR	2	-1	(0.5)	1	0

2025 NATIONAL FOOTBALL LEAGUE

NFC LEADING SCORERS (NON-KICKING)

RANK	PLAYER	TEAM	POS	TOUCHDOWNS					X2	PTS
				TOTAL	RUSH	REC	RET	KOREC		
1	St. Brown	DET	WR	6	0	6	0	0	0	36
2	Odunze	CHI	WR	5	0	5	0	0	0	30
3t	Doubs	GB	WR	4	0	4	0	0	0	24
3t	*Egbuka	TB	WR	4	0	4	0	0	0	24
3t	Gibbs	DET	RB	4	4	0	0	0	0	24
3t	Hurts	PHI	QB	4	4	0	0	0	0	24
3t	Jacobs	GB	RB	4	4	0	0	0	0	24
3t	Pickens	DAL	WR	4	0	4	0	0	0	24
3t	J. Williams	DAL	RB	4	4	0	0	0	0	24
10t	Adams	LAR	WR	3	0	3	0	0	0	18
10t	Barkley	PHI	RB	3	3	0	0	0	0	18
10t	Goedert	PHI	TE	3	0	3	0	0	0	18
10t	*Horton	SEA	WR	3	0	2	1	0	0	18
10t	Montgomery	DET	RB	3	3	0	0	0	0	18
10t	Samuel	WAS	WR	3	1	2	0	0	0	18
10t	Walker	SEA	RB	3	3	0	0	0	0	18
17t	Ertz	WAS	TE	2	0	2	0	0	1	14
17t	McCaffrey	WAS	WR	2	0	2	0	0	1	14
17t	*Skattebo	NYG	RB	2	2	0	0	0	1	14
20t	Allen	LAR	TE	2	0	2	0	0	0	12
20t	Allgeier	ATL	RB	2	2	0	0	0	0	12
20t	Barner	SEA	TE	2	0	2	0	0	0	12
20t	Charbonnet	SEA	RB	2	2	0	0	0	0	12
20t	J. Conner	ARI	RB	2	1	1	0	0	0	12
20t	*Croskey-Merritt	WAS	RB	2	2	0	0	0	0	12
20t	Harrison	ARI	WR	2	0	2	0	0	0	12
20t	Hubbard	CAR	RB	2	0	2	0	0	0	12
20t	Irving	TB	RB	2	0	2	0	0	0	12
20t	Kraft	GB	TE	2	0	2	0	0	0	12
20t	Mason	MIN	RB	2	2	0	0	0	0	12
20t	McCaffrey	SF	RB	2	0	2	0	0	0	12
20t	Nabers	NYG	WR	2	0	2	0	0	0	12
20t	Nacua	LAR	WR	2	1	1	0	0	0	12
20t	Renfrow	CAR	WR	2	0	2	0	0	0	12
20t	Robinson	ATL	RB	2	1	1	0	0	0	12
20t	Rodgers	MIN	CB	2	0	0	2	0	0	12
20t	Swift	CHI	RB	2	2	0	0	0	0	12
20t	Tonges	SF	TE	2	0	2	0	0	0	12
20t	K. Williams	LAR	RB	2	1	1	0	0	0	12
40t	Jennings	SF	WR	1	0	1	0	0	1	8
40t	Nailor	MIN	WR	1	0	1	0	0	1	8
42t	Atwell	LAR	WR	1	0	1	0	0	0	6
42t	A. Brown	PHI	WR	1	0	1	0	0	0	6
42t	S. Brown	PHI	SAF	1	0	0	1	0	0	6
42t	*Burden	CHI	WR	1	0	1	0	0	0	6
42t	Collins	ARI	LB	1	0	0	1	0	0	6

2025 NATIONAL FOOTBALL LEAGUE

NFC LEADING SCORERS (NON-KICKING)

RANK	PLAYER	TEAM	POS	TOUCHDOWNS					X2	PTS
				TOTAL	RUSH	REC	RET	KOREC		
42t	Corum	LAR	RB	1	1	0	0	0	0	6
42t	*Dart	NYG	QB	1	1	0	0	0	0	6
42t	Davis	PHI	DT	1	0	0	1	0	0	6
42t	Dean	TB	CB	1	0	0	1	0	0	6
42t	Demercado	ARI	RB	1	0	1	0	0	0	6
42t	Dowdle	CAR	RB	1	1	0	0	0	0	6
42t	Evans	TB	WR	1	0	1	0	0	0	6
42t	*M. Evans	CAR	TE	1	0	1	0	0	0	6
42t	Farrell	SF	TE	1	0	1	0	0	0	6
42t	Ferguson	DAL	TE	1	0	1	0	0	0	6
42t	FitzPatrick	GB	TE	1	0	1	0	0	0	6
42t	Hockenson	MIN	TE	1	0	1	0	0	0	6
42t	Holani	SEA	RB	1	0	0	0	1	0	6
42t	Jefferson	MIN	WR	1	0	1	0	0	0	6
42t	Johnson	NO	TE	1	0	1	0	0	0	6
42t	T. Johnson	NYG	TE	1	0	1	0	0	0	6
42t	A. Jones	MIN	RB	1	0	1	0	0	0	6
42t	Juszczyk	SF	FB	1	0	1	0	0	0	6
42t	Kamara	NO	RB	1	1	0	0	0	0	6
42t	Kittle	SF	TE	1	0	1	0	0	0	6
42t	Kmet	CHI	TE	1	0	1	0	0	0	6
42t	*Lane	WAS	WR	1	0	0	1	0	0	6
42t	D. London	ATL	WR	1	0	1	0	0	0	6
42t	Mariota	WAS	QB	1	1	0	0	0	0	6
42t	McBride	ARI	TE	1	0	1	0	0	0	6
42t	McCarthy	MIN	QB	1	1	0	0	0	0	6
42t	McNichols	WAS	RB	1	1	0	0	0	0	6
42t	Miller	NO	RB	1	1	0	0	0	0	6
42t	Miller	TB	WR	1	0	1	0	0	0	6
42t	Moore	CHI	WR	1	0	1	0	0	0	6
42t	Olave	NO	WR	1	0	1	0	0	0	6
42t	Oliver	MIN	TE	1	0	1	0	0	0	6
42t	Penix	ATL	QB	1	1	0	0	0	0	6
42t	Pitts	ATL	TE	1	0	1	0	0	0	6
42t	Prescott	DAL	QB	1	1	0	0	0	0	6
42t	Raymond	DET	WR	1	0	0	1	0	0	6
42t	Reed	GB	WR	1	0	1	0	0	0	6
42t	Robinson	NYG	WR	1	0	1	0	0	0	6
42t	Sanders	DAL	RB	1	1	0	0	0	0	6
42t	Scott	MIN	RB	1	0	1	0	0	0	6
42t	Shaheed	NO	WR	1	0	1	0	0	0	6
42t	D. Smith	PHI	WR	1	0	1	0	0	0	6
42t	Smith-Njigba	SEA	WR	1	0	1	0	0	0	6
42t	Smith-Wade	CAR	CB	1	0	0	1	0	0	6
42t	Stoll	NO	TE	1	0	1	0	0	0	6
42t	*TeSlaa	DET	WR	1	0	1	0	0	0	6

2025 NATIONAL FOOTBALL LEAGUE

NFC LEADING SCORERS (NON-KICKING)

RANK	PLAYER	TEAM	POS	TOUCHDOWNS					X2	PTS
				TOTAL	RUSH	REC	RET	KOREC		
42t	Tremble	CAR	TE	1	0	1	0	0	0	6
42t	Turpin	DAL	WR	1	0	1	0	0	0	6
42t	Vele	NO	WR	1	0	1	0	0	0	6
42t	White	TB	RB	1	1	0	0	0	0	6
42t	Ca. Williams	CHI	QB	1	1	0	0	0	0	6
42t	J. Williams	DET	WR	1	0	1	0	0	0	6
42t	Mi. Wilson	ARI	WR	1	0	1	0	0	0	6
42t	Wright	DET	TE	1	0	1	0	0	0	6
42t	N. Wright	CHI	CB	1	0	0	1	0	0	6
42t	Young	CAR	QB	1	1	0	0	0	0	6

2025 NATIONAL FOOTBALL LEAGUE

NFC LEADING SCORERS (KICKING)

RANK	PLAYER	TEAM	PAT	FG	FG%	LONG	PTS
1	Myers	SEA	12/12	9/11	81.8%	56	39
2	Aubrey	DAL	11/11	9/9	100.0%	64	38
3t	Bates	DET	17/17	6/8	75.0%	58	35
3t	McLaughlin	TB	8/9	9/12	75.0%	65	35
5	Karty	LAR	10/11	8/10	80.0%	51	34
6t	McManus	GB	11/12	7/9	77.8%	56	32
6t	Reichard	MIN	8/8	8/8	100.0%	62	32
6t	Ryland	ARI	8/8	8/10	80.0%	57	32
9	Gay	WAS	10/10	7/10	70.0%	56	31
10	Santos	CHI	11/11	6/7	85.7%	52	29
11	Romo	ATL	5/5	7/9	77.8%	54	26
12	Pineiro	SF	4/5	7/7	100.0%	51	25
13t	Elliott	PHI	12/12	4/4	100.0%	58	24
13t	Grupe	NO	6/6	6/9	66.7%	54	24
15	Gano	NYG	4/4	6/6	100.0%	55	22
16	*Fitzgerald	CAR	6/7	5/6	83.3%	57	21
17	Koo	ATL-NYG	2/2	2/3	66.7%	41	8
18	McAtamney	NYG	1/1	2/2	100.0%	31	7
19	Moody	SF-CHI	2/2	1/3	33.3%	32	5
20	Gillan	NYG	0/1	0/0	---	---	0

2025 NATIONAL FOOTBALL LEAGUE

2025 NATIONAL FOOTBALL LEAGUE

NFC TOUCHBACKS ON KICKOFFS

RANK	PLAYER	TEAM	TB
1	Aubrey	DAL	9
2	McManus	GB	6
3t	Bates	DET	5
3t	Gay	WAS	5
3t	Karty	LAR	5
3t	Pineiro	SF	5
7t	Myers	SEA	4
7t	Reichard	MIN	4
9t	Evans	LAR	3
9t	Fitzgerald	CAR	3
9t	Grupe	NO	3
12t	McAtamney	NYG	2
12t	Moody	SF-CHI	2
12t	Pinion	ATL	2
12t	Ryland	ARI	2
12t	Santos	CHI	2
17t	Elliott	PHI	1
17t	Koo	ATL-NYG	1
17t	McLaughlin	TB	1

2025 NATIONAL FOOTBALL LEAGUE

NFC MOST YARDS FROM SCRIMMAGE

RANK	PLAYER	TEAM	POS	TOTAL			RUSHING			RECEIVING		
				YDS	PLAYS	AVG	YDS	ATT	AVG	YDS	ATT	AVG
1	Robinson	ATL	RB	584	82	7.1	314	64	4.9	270	18	15.0
2	Nacua	LAR	WR	555	45	12.3	52	3	17.3	503	42	12.0
3	McCaffrey	SF	RB	530	100	5.3	225	69	3.3	305	31	9.8
4	Irving	TB	RB	430	90	4.8	237	71	3.3	193	19	10.2
5	Smith-Njigba	SEA	WR	413	29	14.2	11	3	3.7	402	26	15.5
6	J. Williams	DAL	RB	386	79	4.9	312	63	5.0	74	16	4.6
7	Jacobs	GB	RB	385	90	4.3	266	80	3.3	119	10	11.9
8	K. Williams	LAR	RB	355	76	4.7	303	68	4.5	52	8	6.5
9	Gibbs	DET	RB	350	78	4.5	271	58	4.7	79	20	4.0
10	Jefferson	MIN	WR	330	23	14.3	4	1	4.0	326	22	14.8
11	Pearsall	SF	WR	323	21	15.4	-4	1	-4.0	327	20	16.4
12	St. Brown	DET	WR	314	29	10.8	7	2	3.5	307	27	11.4
13	Hubbard	CAR	RB	311	66	4.7	217	53	4.1	94	13	7.2
14	Barkley	PHI	RB	307	91	3.4	237	77	3.1	70	14	5.0
15	Kamara	NO	RB	305	78	3.9	256	65	3.9	49	13	3.8
16	Walker	SEA	RB	302	64	4.7	244	58	4.2	58	6	9.7
17	Mason	MIN	RB	301	62	4.9	271	56	4.8	30	6	5.0
18	Pickens	DAL	WR	300	21	14.3	0	0	---	300	21	14.3
19	Odunze	CHI	WR	296	20	14.8	0	0	---	296	20	14.8
20	*Egbuka	TB	WR	291	20	14.6	9	2	4.5	282	18	15.7
21	Montgomery	DET	RB	280	49	5.7	245	43	5.7	35	6	5.8
22	*Skattebo	NYG	RB	279	60	4.7	181	48	3.8	98	12	8.2
23	*McMillan	CAR	WR	278	18	15.4	0	0	---	278	18	15.4
24	Swift	CHI	RB	272	69	3.9	187	56	3.3	85	13	6.5
25	Nabers	NYG	WR	271	18	15.1	0	0	---	271	18	15.1
26t	Adams	LAR	WR	269	17	15.8	0	0	---	269	17	15.8
26t	D. London	ATL	WR	269	24	11.2	0	0	---	269	24	11.2
28	Samuel	WAS	WR	250	29	8.6	46	7	6.6	204	22	9.3
29	Robinson	NYG	WR	237	18	13.2	0	0	---	237	18	13.2
30	McBride	ARI	TE	234	24	9.8	0	0	---	234	24	9.8
31	Kraft	GB	TE	228	17	13.4	3	1	3.0	225	16	14.1
32	Benson	ARI	RB	224	42	5.3	160	29	5.5	64	13	4.9
33	Ferguson	DAL	TE	223	34	6.6	0	0	---	223	34	6.6
34	Lamb	DAL	WR	222	16	13.9	0	0	---	222	16	13.9
35	J. Williams	DET	WR	214	12	17.8	0	2	0.0	214	10	21.4
36	Harrison	ARI	WR	208	16	13.0	0	0	---	208	16	13.0
37	Pitts	ATL	TE	205	20	10.3	0	0	---	205	20	10.3
38	Johnson	NO	TE	204	22	9.3	0	0	---	204	22	9.3
39	Moore	CHI	WR	188	22	8.5	15	6	2.5	173	16	10.8
40	*Croskey-Merritt	WAS	RB	187	32	5.8	172	29	5.9	15	3	5.0
41	Olave	NO	WR	185	26	7.1	0	0	---	185	26	7.1
42	Turpin	DAL	WR	182	17	10.7	23	6	3.8	159	11	14.5
43t	Doubs	GB	WR	179	13	13.8	0	0	---	179	13	13.8
43t	Hurts	PHI	QB	179	41	4.4	179	41	4.4	0	0	---
43t	Shaheed	NO	WR	179	20	9.0	5	2	2.5	174	18	9.7
46	LaPorta	DET	TE	177	16	11.1	0	0	---	177	16	11.1
47	Shepard	TB	WR	173	14	12.4	6	1	6.0	167	13	12.8
48	Kupp	SEA	WR	162	15	10.8	0	0	---	162	15	10.8
49	Allgeier	ATL	RB	159	45	3.5	155	43	3.6	4	2	2.0
50	D. Smith	PHI	WR	158	17	9.3	0	0	---	158	17	9.3

2025 NATIONAL FOOTBALL LEAGUE

NFC LEADERS IN FIRST DOWNS

RANK	PLAYER	TEAM	POS	TOTAL	RUSH	REC
1t	McCaffrey	SF	RB	27	14	13
1t	Nacua	LAR	WR	27	1	26
3	Robinson	ATL	RB	23	14	9
4t	J. Williams	DAL	RB	22	19	3
4t	K. Williams	LAR	RB	22	19	3
6	St. Brown	DET	WR	21	1	20
7t	Hurts	PHI	QB	20	20	0
7t	Jacobs	GB	RB	20	15	5
9	Pickens	DAL	WR	19	0	19
10t	Gibbs	DET	RB	18	16	2
10t	Mason	MIN	RB	18	17	1
10t	Smith-Njigba	SEA	WR	18	0	18
13	Hubbard	CAR	RB	17	12	5
14t	Kamara	NO	RB	16	14	2
14t	Odunze	CHI	WR	16	0	16
14t	Pearsall	SF	WR	16	0	16
14t	Swift	CHI	RB	16	13	3
18t	Barkley	PHI	RB	15	11	4
18t	*McMillan	CAR	WR	15	0	15
18t	*Skattebo	NYG	RB	15	11	4
18t	Walker	SEA	RB	15	13	2
22t	Irving	TB	RB	14	7	7
22t	McBride	ARI	TE	14	0	14
24t	Montgomery	DET	RB	13	11	2
24t	Pitts	ATL	TE	13	0	13
26t	Adams	LAR	WR	12	0	12
26t	Johnson	NO	TE	12	0	12
26t	Olave	NO	WR	12	0	12
29t	Allgeier	ATL	RB	11	11	0
29t	J. Conner	ARI	RB	11	7	4
29t	*Croskey-Merritt	WAS	RB	11	11	0
29t	Doubs	GB	WR	11	0	11
29t	*Egbuka	TB	WR	11	0	11
29t	Jefferson	MIN	WR	11	0	11
29t	D. London	ATL	WR	11	0	11
29t	Nabers	NYG	WR	11	0	11
29t	Samuel	WAS	WR	11	2	9
29t	Turpin	DAL	WR	11	2	9
39t	Evans	TB	WR	10	0	10
39t	Kraft	GB	TE	10	0	10
39t	Lamb	DAL	WR	10	0	10
39t	Robinson	NYG	WR	10	0	10
43t	Corum	LAR	RB	9	9	0
43t	Harrison	ARI	WR	9	0	9
43t	Mayfield	TB	QB	9	9	0
43t	Rattler	NO	QB	9	9	0
43t	Shepard	TB	WR	9	0	9
43t	Tonges	SF	TE	9	0	9
49t	Ferguson	DAL	TE	8	0	8
49t	LaPorta	DET	TE	8	0	8
49t	McLaurin	WAS	WR	8	0	8
49t	Moore	CHI	WR	8	1	7
49t	Shaheed	NO	WR	8	0	8
49t	D. Smith	PHI	WR	8	0	8
49t	White	TB	RB	8	7	1

2025 NATIONAL FOOTBALL LEAGUE

NFC LEADERS IN FIRST DOWNS

RANK	PLAYER	TEAM	POS	TOTAL	RUSH	REC
49t	Wicks	GB	WR	8	0	8
49t	J. Williams	DET	WR	8	0	8

2025 NATIONAL FOOTBALL LEAGUE

NFC PUNTING YARDS LEADERS

RANK	PLAYER	TEAM	POS	PUNTS	YARDS	LONG	AVG	TB	BLK	DWN	OB	RETURNS		IN20	NET AVG
												TOT	YDS		
1	Mann	PHI	P	19	1005	70	52.9	1	0	0	4	12	195	5	41.6
2	Whelan	GB	P	14	725	65	51.8	2	0	1	0	7	84	4	42.9
3	Gillikin	ARI	P	15	771	63	51.4	1	0	1	1	8	66	6	45.7
4	Dickson	SEA	P	14	673	58	48.1	2	0	1	2	6	94	5	38.5
5	Anger	DAL	P	12	570	60	47.5	0	0	0	0	8	85	4	40.4
6	*Kroeger	NO	P	16	758	61	47.4	2	1	2	2	8	151	5	33.4
7	Taylor	CHI	P	17	802	62	47.2	1	0	2	4	10	122	4	38.8
8	Evans	LAR	P	13	612	68	47.1	1	0	1	2	6	88	7	38.8
9	Way	WAS	P	14	659	64	47.1	1	0	3	0	9	35	7	43.1
10	Wright	MIN	P	19	893	59	47.0	0	0	1	1	7	55	4	44.1
11	Fox	DET	P	14	656	62	46.9	0	0	0	1	9	79	7	41.2
12	Dixon	TB	P	16	730	62	45.6	2	2	2	2	6	99	3	32.8
13	Martin	CAR	P	12	547	60	45.6	1	0	2	1	7	203	6	27.0
14	Gillan	NYG	P	16	727	69	45.4	2	0	1	0	8	31	5	41.0
15	Morstead	SF	P	11	488	54	44.4	0	0	0	0	5	130	5	32.5
16	Pinion	ATL	P	11	465	59	42.3	0	0	0	2	7	60	5	36.8

2025 NATIONAL FOOTBALL LEAGUE

NFC NET PUNTING YARDS LEADERS

RANK	PLAYER	TEAM	POS	PUNTS	YARDS	LONG	AVG	TB	BLK	DWN	OB	RETURNS		IN20	NET AVG
												TOT	YDS		
1	Gillikin	ARI	P	15	771	63	51.4	1	0	1	1	8	66	6	45.7
2	Wright	MIN	P	19	893	59	47.0	0	0	1	1	7	55	4	44.1
3	Way	WAS	P	14	659	64	47.1	1	0	3	0	9	35	7	43.1
4	Whelan	GB	P	14	725	65	51.8	2	0	1	0	7	84	4	42.9
5	Mann	PHI	P	19	1005	70	52.9	1	0	0	4	12	195	5	41.6
6	Fox	DET	P	14	656	62	46.9	0	0	0	1	9	79	7	41.2
7	Gillan	NYG	P	16	727	69	45.4	2	0	1	0	8	31	5	41.0
8	Anger	DAL	P	12	570	60	47.5	0	0	0	0	8	85	4	40.4
9	Taylor	CHI	P	17	802	62	47.2	1	0	2	4	10	122	4	38.8
10	Evans	LAR	P	13	612	68	47.1	1	0	1	2	6	88	7	38.8
11	Dickson	SEA	P	14	673	58	48.1	2	0	1	2	6	94	5	38.5
12	Pinion	ATL	P	11	465	59	42.3	0	0	0	2	7	60	5	36.8
13	*Kroeger	NO	P	16	758	61	47.4	2	1	2	2	8	151	5	33.4
14	Dixon	TB	P	16	730	62	45.6	2	2	2	2	6	99	3	32.8
15	Morstead	SF	P	11	488	54	44.4	0	0	0	0	5	130	5	32.5
16	Martin	CAR	P	12	547	60	45.6	1	0	2	1	7	203	6	27.0

2025 NATIONAL FOOTBALL LEAGUE

2025 NATIONAL FOOTBALL LEAGUE

NFC PUNT RETURN LEADERS

RANK	PLAYER	TEAM	POS	RET	FC	YDS	AVG	LONG	TD
1	*Horton	SEA	WR	8	5	166	20.8	95t	1
2	K. Johnson	TB	WR	10	2	159	15.9	54	0
3	Shaheed	NO	WR	6	5	91	15.2	40	0
4	*Lane	WAS	WR	12	2	177	14.8	90t	1
5	Dortch	ARI	WR	6	3	82	13.7	29	0
6	Duvernay	CHI	WR	9	3	103	11.4	22	0
7	*Price	MIN	WR	14	0	155	11.1	29	0
8	Raymond	DET	WR	11	2	114	10.4	65t	1
9	Smith	LAR	WR	9	6	88	9.8	20	0
10	Olszewski	NYG	WR	10	2	93	9.3	21	0
11	Moore	SF	WR	9	1	82	9.1	18	0
12	*Golden	GB	WR	6	1	28	4.7	11	0
13	*Etienne	CAR	RB	5	0	18	3.6	12	0

2025 NATIONAL FOOTBALL LEAGUE

NFC KICKOFF RETURN LEADERS

RANK	PLAYER	TEAM	POS	RET	YDS	AVG	LONG	TD
1	Samuel	WAS	WR	6	221	36.8	69	0
2	McCaffrey	WAS	WR	9	285	31.7	58	0
3	Gipson	NYJ-NYG-PHI	WR	5	142	28.4	40	0
4	*Burden	CHI	WR	8	223	27.9	44	0
5	Moore	SF	WR	6	165	27.5	31	0
6	Singletary	NYG	RB	7	187	26.7	33	0
7	Tracy	NYG	RB	5	132	26.4	30	0
8	Holani	SEA	RB	8	207	25.9	33	0
9	Duvernay	CHI	WR	11	280	25.5	34	0
10	Dortch	ARI	WR	9	228	25.3	33	0
11	Turpin	DAL	WR	16	405	25.3	45	0
12	Agnew	ATL	WR	5	126	25.2	29	0
13	Miller	NO	RB	14	352	25.1	43	0
14	Jones	NO	RB	7	174	24.9	30	0
15	Saylors	DET	RB	9	223	24.8	31	0
16	*S. Williams	GB	WR	7	171	24.4	35	0
17	Corum	LAR	RB	8	195	24.4	30	0
18	Dowdle	CAR	RB	6	145	24.2	30	0
19	Tucker	TB	RB	12	285	23.8	35	0
20	*Price	MIN	WR	12	281	23.4	32	0
21	*Etienne	CAR	RB	8	171	21.4	35	0
22t	Bigsby	JAX-PHI	RB	6	126	21.0	31	0
22t	Tolbert	DAL	WR	5	105	21.0	30	0
24	Brooks	ATL	CB	5	95	19.0	25	0
25	Metchie	PHI	WR	7	120	17.1	26	0

2025 NATIONAL FOOTBALL LEAGUE

2025 NATIONAL FOOTBALL LEAGUE

NFC INTERCEPTION LEADERS

RANK	PLAYER	TEAM	POS	INT	YARDS	AVG	LONG	TD
1	Byard	CHI	FS	3	47	15.7	35	0
2t	Bryant	SEA	SAF	2	43	21.5	28	0
2t	Curl	LAR	SAF	2	0	0.0	0	0
2t	Edmunds	CHI	MLB	2	0	0.0	0	0
2t	E. Jones	SEA	LB	2	36	18.0	29	0
2t	Joseph	DET	SAF	2	0	0.0	0	0
2t	Kendrick	SEA	CB	2	0	0.0	0	0
2t	Phillips	NYG	CB	2	56	28.0	56	0
2t	*Watts	ATL	SAF	2	0	0.0	0	0
10t	Baun	PHI	LB	1	0	0.0	0	0
10t	*Bowman	ATL	SAF	1	0	0.0	0	0
10t	Browning	ARI	LB	1	4	4.0	4	0
10t	*J. Campbell	PHI	LB	1	0	0.0	0	0
10t	Dean	TB	CB	1	55	55.0	55t	1
10t	Durant	LAR	CB	1	0	0.0	0	0
10t	Ja. Horn	CAR	CB	1	10	10.0	10	0
10t	M. Jackson	CAR	CB	1	54	54.0	54	0
10t	Jobe	SEA	CB	1	0	0.0	0	0
10t	Lawrence	NYG	DT	1	37	37.0	37	0
10t	McKinney	GB	SAF	1	0	0.0	0	0
10t	Metellus	MIN	SAF	1	0	0.0	0	0
10t	*Mukuba	PHI	SAF	1	41	41.0	41	0
10t	Reed	DET	CB	1	34	34.0	34	0
10t	Rodgers	MIN	CB	1	87	87.0	87t	1
10t	Sainristil	WAS	CB	1	23	23.0	23	0
10t	*Sanker	NO	SAF	1	0	0.0	0	0
10t	Smith-Wade	CAR	CB	1	11	11.0	11t	1
10t	Stevenson	CHI	CB	1	3	3.0	3	0
10t	Taylor-Demerson	ARI	SAF	1	18	18.0	18	0
10t	E. Williams	GB	SAF	1	0	0.0	0	0
10t	Wilson	DAL	SAF	1	0	0.0	0	0
10t	Wonnum	CAR	LB	1	0	0.0	0	0
10t	N. Wright	CHI	CB	1	74	74.0	74t	1

2025 NATIONAL FOOTBALL LEAGUE

NFC SACK LEADERS

RANK	PLAYER	TEAM	POS	SACKS
1t	Burns	NYG	LB	5.0
1t	Young	LAR	LB	5.0
3t	Gary	GB	DE	4.5
3t	Granderson	NO	DE	4.5
5	Hutchinson	DET	DE	4.0
6	Muhammad	DET	DE	3.5
7t	Armstrong	WAS	DE	3.0
7t	Campbell	ARI	DE	3.0
7t	Redmond	MIN	DL	3.0
7t	Sweat	ARI	OLB	3.0
11t	Z. Harrison	ATL	DE	2.5
11t	Jordan	NO	DE	2.5
11t	Murphy	SEA	DT	2.5
11t	Parsons	GB	LB	2.5
11t	Thibodeaux	NYG	LB	2.5
11t	Williams	SEA	DE	2.5
17t	Bosa	SF	DE	2.0
17t	Hargrave	MIN	NT	2.0
17t	Houston	DAL	DE	2.0
17t	Huff	SF	DE	2.0
17t	McCollough	LAR	SAF	2.0
17t	Nwosu	SEA	LB	2.0
17t	Ojomo	PHI	DT	2.0
17t	Van Ginkel	MIN	OLB	2.0
17t	Vea	TB	DT	2.0
17t	Verse	LAR	LB	2.0
17t	Wagner	WAS	MLB	2.0
17t	Wyatt	GB	DT	2.0
29t	Anzalone	DET	MLB	1.5
29t	David	TB	OLB	1.5
29t	Dorlus	ATL	DE	1.5
29t	Elliss	ATL	LB	1.5
29t	Floyd	ATL	DE	1.5
29t	Miller	WAS	OLB	1.5
35t	Barnes	DET	LB	1.0
35t	Baun	PHI	LB	1.0
35t	Branch	DET	SAF	1.0
35t	Bresee	NO	DT	1.0
35t	Browning	ARI	LB	1.0
35t	Campbell	DET	LB	1.0
35t	*Chambliss	MIN	LB	1.0
35t	K. Clark	DAL	NT	1.0
35t	Curl	LAR	SAF	1.0
35t	Davenport	DET	DE	1.0
35t	Davis	PHI	DT	1.0
35t	Davis	LAR	DE	1.0
35t	Dexter	CHI	DT	1.0
35t	Diaby	TB	LB	1.0
35t	Ford	LAR	DT	1.0
35t	Gaines	TB	DT	1.0
35t	Garcia	NYG	DE	1.0
35t	Greenard	MIN	LB	1.0
35t	Jean-Baptiste	WAS	DE	1.0
35t	*Keys	MIN	LB	1.0
35t	Kneeland	DAL	DE	1.0

2025 NATIONAL FOOTBALL LEAGUE

NFC SACK LEADERS

RANK	PLAYER	TEAM	POS	SACKS
35t	Kpassagnon	CHI	DE	1.0
35t	Love	SEA	SAF	1.0
35t	Luvu	WAS	LB	1.0
35t	Nowaske	DET	LB	1.0
35t	Odeyingbo	CHI	DE	1.0
35t	*Parrish	TB	CB	1.0
35t	Payne	WAS	NT	1.0
35t	Reddick	TB	OLB	1.0
35t	Ja. Reed	SEA	DT	1.0
35t	Robinson	ARI	DL	1.0
35t	Robinson	CHI	DE	1.0
35t	Rumph	NO	DE	1.0
35t	T. Smith	TB	SAF	1.0
35t	*Stewart	LAR	LB	1.0
35t	*Stout	SF	CB	1.0
35t	Sweat	CHI	DE	1.0
35t	Taylor	NO	CB	1.0
35t	Thomas	SEA	LB	1.0
35t	Turner	MIN	LB	1.0
35t	Turner	LAR	DE	1.0
35t	*Umanmielen	CAR	LB	1.0
35t	*Walker	ATL	DE	1.0
35t	Werner	NO	LB	1.0
35t	Wharton	CAR	DE	1.0
35t	Winfield	TB	SAF	1.0

2025 NATIONAL FOOTBALL LEAGUE

NFC LEADERS IN FUMBLE RECOVERIES

RANK	PLAYER	TEAM	POS	TOTAL	OWN TEAM	OPP TEAM
1t	Landman	LAR	LB	2	0	2
1t	McCarthy	MIN	QB	2	2	0
1t	Stafford	LAR	QB	2	2	0
1t	Ca. Williams	CHI	QB	2	2	0
1t	Wilson	NYG	QB	2	2	0
6t	Agnew	ATL	WR	1	1	0
6t	Allen	MIN	DE	1	0	1
6t	Barton	TB	OT	1	1	0
6t	Benson	ARI	RB	1	0	1
6t	Bosa	SF	DE	1	0	1
6t	Brandel	MIN	OG	1	1	0
6t	Calcaterra	PHI	TE	1	1	0
6t	Campbell	DET	LB	1	0	1
6t	Collins	ARI	LB	1	0	1
6t	Davis	NO	OLB	1	0	1
6t	Deablo	ATL	LB	1	0	1
6t	Fiske	LAR	DE	1	0	1
6t	Ford	ATL	CB	1	0	1
6t	Froholdt	ARI	C	1	1	0
6t	Gibbs	DET	RB	1	1	0
6t	Hamilton	WAS	CB	1	1	0
6t	Hellams	ATL	SAF	1	0	1
6t	Houston	DAL	DE	1	0	1
6t	Hurts	PHI	QB	1	1	0
6t	T. Jackson	MIN	SAF	1	0	1
6t	Jacobs	GB	RB	1	1	0
6t	Jones	SF	QB	1	1	0
6t	*Lane	WAS	WR	1	1	0
6t	Mayfield	TB	QB	1	1	0
6t	McCaffrey	SF	RB	1	1	0
6t	McCoy	NO	C	1	1	0
6t	Mitchell	PHI	CB	1	0	1
6t	*Monangai	CHI	RB	1	1	0
6t	Moore	SF	WR	1	1	0
6t	Nowaske	DET	LB	1	0	1
6t	Okudah	MIN	CB	1	0	1
6t	Oliver	MIN	TE	1	1	0
6t	Penix	ATL	QB	1	1	0
6t	Prescott	DAL	QB	1	1	0
6t	Reed	DET	CB	1	0	1
6t	Richardson	CAR	SAF	1	0	1
6t	Ringo	PHI	CB	1	0	1
6t	Robinson	ATL	RB	1	1	0
6t	Rodgers	MIN	CB	1	0	1
6t	Ruiz	NO	OG	1	1	0
6t	Samuel	WAS	WR	1	1	0
6t	Saubert	SEA	TE	1	1	0
6t	*Sigle	SF	SAF	1	0	1
6t	Thomas	NYG	OT	1	1	0
6t	Vea	TB	DT	1	0	1
6t	Ward	MIN	SAF	1	0	1
6t	Warner	SF	MLB	1	0	1
6t	Werner	NO	LB	1	0	1
6t	White	TB	RB	1	1	0

2025 NATIONAL FOOTBALL LEAGUE

NFC LEADERS IN RECOVERIES OF FUMBLES BY OWN TEAM

RANK	PLAYER	TEAM	POS	REC	YARDS	AVG	LONG	TD
1t	McCarthy	MIN	QB	2	0	0.0	0	0
1t	Stafford	LAR	QB	2	0	0.0	0	0
1t	Ca. Williams	CHI	QB	2	0	0.0	0	0
1t	Wilson	NYG	QB	2	0	0.0	0	0
5t	Agnew	ATL	WR	1	0	0.0	0	0
5t	Barton	TB	OT	1	0	0.0	0	0
5t	Brandel	MIN	OG	1	0	0.0	0	0
5t	Calcaterra	PHI	TE	1	0	0.0	0	0
5t	Froholdt	ARI	C	1	0	0.0	0	0
5t	Gibbs	DET	RB	1	0	0.0	0	0
5t	Hamilton	WAS	CB	1	3	3.0	3	0
5t	Hurts	PHI	QB	1	-3	-3.0	-3	0
5t	Jacobs	GB	RB	1	0	0.0	0	0
5t	Jones	SF	QB	1	0	0.0	0	0
5t	*Lane	WAS	WR	1	0	0.0	0	0
5t	Mayfield	TB	QB	1	0	0.0	0	0
5t	McCaffrey	SF	RB	1	0	0.0	0	0
5t	McCoy	NO	C	1	0	0.0	0	0
5t	*Monangai	CHI	RB	1	1	1.0	1	0
5t	Moore	SF	WR	1	0	0.0	0	0
5t	Oliver	MIN	TE	1	0	0.0	0	0
5t	Penix	ATL	QB	1	0	0.0	0	0
5t	Prescott	DAL	QB	1	0	0.0	0	0
5t	Robinson	ATL	RB	1	0	0.0	0	0
5t	Ruiz	NO	OG	1	0	0.0	0	0
5t	Samuel	WAS	WR	1	0	0.0	0	0
5t	Saubert	SEA	TE	1	0	0.0	0	0
5t	Thomas	NYG	OT	1	0	0.0	0	0
5t	White	TB	RB	1	0	0.0	0	0

2025 NATIONAL FOOTBALL LEAGUE

NFC LEADERS IN RECOVERIES OF FUMBLES BY OPPOSING TEAM

RANK	PLAYER	TEAM	POS	REC	YARDS	AVG	LONG	TD
1	Landman	LAR	LB	2	0	0.0	0	0
2t	Allen	MIN	DE	1	0	0.0	0	0
2t	Benson	ARI	RB	1	0	0.0	0	0
2t	Bosa	SF	DE	1	0	0.0	0	0
2t	Campbell	DET	LB	1	2	2.0	2	0
2t	Collins	ARI	LB	1	3	3.0	3t	1
2t	Davis	NO	OLB	1	0	0.0	0	0
2t	Deablo	ATL	LB	1	0	0.0	0	0
2t	Fiske	LAR	DE	1	0	0.0	0	0
2t	Ford	ATL	CB	1	0	0.0	0	0
2t	Hellams	ATL	SAF	1	0	0.0	0	0
2t	Houston	DAL	DE	1	0	0.0	0	0
2t	T. Jackson	MIN	SAF	1	9	9.0	9	0
2t	Mitchell	PHI	CB	1	6	6.0	6	0
2t	Nowaske	DET	LB	1	0	0.0	0	0
2t	Okudah	MIN	CB	1	0	0.0	0	0
2t	Reed	DET	CB	1	3	3.0	3	0
2t	Richardson	CAR	SAF	1	0	0.0	0	0
2t	Ringo	PHI	CB	1	0	0.0	0	0
2t	Rodgers	MIN	CB	1	66	66.0	66t	1
2t	*Sigle	SF	SAF	1	0	0.0	0	0
2t	Vea	TB	DT	1	0	0.0	0	0
2t	Ward	MIN	SAF	1	0	0.0	0	0
2t	Warner	SF	MLB	1	0	0.0	0	0
2t	Werner	NO	LB	1	0	0.0	0	0

2025 NATIONAL FOOTBALL LEAGUE

NFL LEADING PASSERS

RANK	PLAYER	TEAM	ATT	COMP	COMP%	YDS	YPA	TD	TD%	LONG	INT	INT%	RATING
1	L. Jackson	BAL	95	68	71.6%	869	9.15	10	10.5%	41	1	1.1%	130.5
2	Goff	DET	122	90	73.8%	929	7.61	9	7.4%	64	2	1.6%	113.0
3	Love	GB	121	84	69.4%	1000	8.26	8	6.6%	57	1	0.8%	113.0
4	Allen	BUF	121	85	70.2%	964	7.97	7	5.8%	51	1	0.8%	109.7
5	Maye	NE	123	91	74.0%	988	8.03	7	5.7%	55	2	1.6%	109.4
6	Darnold	SEA	100	70	70.0%	905	9.05	5	5.0%	45	2	2.0%	106.5
7	Stafford	LAR	136	92	67.6%	1114	8.19	8	5.9%	88t	2	1.5%	106.1
8	D. Jones	IND	121	87	71.9%	1078	8.91	4	3.3%	75	2	1.7%	103.3
9	Rodgers	PIT	108	74	68.5%	786	7.28	8	7.4%	80t	3	2.8%	102.6
10	Hurts	PHI	101	70	69.3%	609	6.03	5	5.0%	51	0	0.0%	101.5
11	Jones	SF	80	53	66.3%	563	7.04	4	5.0%	42t	1	1.3%	98.1
12	Ca. Williams	CHI	130	81	62.3%	927	7.13	8	6.2%	65t	2	1.5%	97.8
13	Prescott	DAL	166	121	72.9%	1119	6.74	6	3.6%	37	3	1.8%	95.4
14	Mayfield	TB	139	83	59.7%	904	6.50	8	5.8%	77t	1	0.7%	95.1
15	Mahomes	KC	142	87	61.3%	939	6.61	7	4.9%	49t	1	0.7%	94.2
16	Tagovailoa	MIA	114	79	69.3%	752	6.60	7	6.1%	47	4	3.5%	93.2
17	Herbert	LAC	149	95	63.8%	1063	7.13	7	4.7%	60t	3	2.0%	92.2
18	Daniels	WAS	72	43	59.7%	433	6.01	3	4.2%	34	0	0.0%	90.8
19	Stroud	HOU	117	79	67.5%	832	7.11	4	3.4%	50t	3	2.6%	88.7
20	Rattler	NO	146	98	67.1%	765	5.24	5	3.4%	39	1	0.7%	88.4
21	Nix	DEN	137	90	65.7%	861	6.28	7	5.1%	52t	4	2.9%	87.9
22	Murray	ARI	130	87	66.9%	742	5.71	6	4.6%	45	3	2.3%	87.4
23	Purdy	SF	73	48	65.8%	586	8.03	4	5.5%	45	4	5.5%	85.8
24	Penix	ATL	125	78	62.4%	918	7.34	3	2.4%	69	3	2.4%	82.7
25	G. Smith	LV	127	81	63.8%	948	7.46	6	4.7%	61t	7	5.5%	79.1
26	Wilson	NYG	111	66	59.5%	786	7.08	3	2.7%	52	3	2.7%	78.9
27	Young	CAR	144	87	60.4%	753	5.23	5	3.5%	40	3	2.1%	77.1
28	Lawrence	JAX	144	84	58.3%	845	5.87	5	3.5%	46	4	2.8%	75.1
29	Browning	CIN	84	54	64.3%	506	6.02	3	3.6%	42t	5	6.0%	67.9
30	*C. Ward	TEN	125	64	51.2%	614	4.91	2	1.6%	33	2	1.6%	63.9
31	Flacco	CLE	160	93	58.1%	815	5.09	2	1.3%	35	6	3.8%	60.3

2025 NATIONAL FOOTBALL LEAGUE

NFL LEADING PASSERS, RANKS

PLAYER	TEAM	ATT	COMP	COMP%	YDS	YPA	TD	TD%	INT	INT%	RATING
L. Jackson	BAL	27	25	5	15	1	1	1	3t	8	1
Goff	DET	17	7t	2	10	9	2	3	10t	14	2
Love	GB	18t	14t	8	5	4	3t	4	3t	6t	3
Allen	BUF	18t	13	6	7	8	8t	8	3t	6t	4
Maye	NE	16	6	1	6	6	8t	10	10t	13	5
Darnold	SEA	26	23t	7	13	2	17t	13t	10t	17	6
Stafford	LAR	10	5	12	2	5	3t	7	10t	10	7
D. Jones	IND	18t	9t	4	3	3	22t	27	10t	15	8
Rodgers	PIT	24	22	11	20t	12	3t	2	17t	24t	9
Hurts	PHI	25	23t	9	27	23	17t	15	1t	1t	10
Jones	SF	29	29	16	29	17	22t	13t	3t	9	11
Ca. Williams	CHI	11t	17t	23	11	14	3t	5	10t	11	12
Prescott	DAL	1	1	3	1	18	14t	21	17t	16	13
Mayfield	TB	8	16	27	14	21	3t	9	3t	5	14
Mahomes	KC	7	9t	24	9	19	8t	16	3t	4	15
Tagovailoa	MIA	22	19t	10	24	20	8t	6	25t	27	16
Herbert	LAC	3	3	21	4	13	8t	18	17t	18	17
Daniels	WAS	31	32	26	33	25	27t	20	1t	1t	18
Stroud	HOU	21	19t	13	18	15	22t	26	17t	22	19
Rattler	NO	4	2	14	22	28	17t	25	3t	3	20
Nix	DEN	9	7t	18	16	22	8t	12	25t	26	21
Murray	ARI	11t	9t	15	25	27	14t	19	17t	20	22
Purdy	SF	30	30	17	28	7	22t	11	25t	29	23
Penix	ATL	14t	21	22	12	11	27t	29	17t	21	24
G. Smith	LV	13	17t	20	8	10	14t	17	31	30	25
Wilson	NYG	23	26	28	20t	16	27t	28	17t	23	26
Young	CAR	5t	9t	25	23	29	17t	23t	17t	19	27
Lawrence	JAX	5t	14t	29	17	26	17t	23t	25t	24t	28
Browning	CIN	28	28	19	31	24	27t	22	29	31	29
*C. Ward	TEN	14t	27	31	26	31	33t	30	10t	12	30
Flacco	CLE	2	4	30	19	30	33t	31	30	28	31

2025 NATIONAL FOOTBALL LEAGUE

NFL FOURTH-QUARTER PASSING LEADERS

RANK	PLAYER	TEAM	ATT	COMP	COMP%	YDS	YPA	TD	TD%	INT	INT%	RATING
1	L. Jackson	BAL	16	11	68.8%	192	12.00	3	18.8%	0	0.0%	149.0
2	Mariota	WAS	12	8	66.7%	120	10.00	2	16.7%	0	0.0%	138.9
3	Stafford	LAR	37	28	75.7%	403	10.89	3	8.1%	0	0.0%	137.6
4	Allen	BUF	35	26	74.3%	356	10.17	3	8.6%	0	0.0%	134.9
5	T. Taylor	NYJ	26	19	73.1%	173	6.65	3	11.5%	0	0.0%	129.2
6	Wentz	MIN	19	11	57.9%	182	9.58	2	10.5%	0	0.0%	125.3
7	Purdy	SF	20	15	75.0%	202	10.10	2	10.0%	1	5.0%	119.2
8	Goff	DET	28	18	64.3%	159	5.68	4	14.3%	0	0.0%	118.9
9	Daniels	WAS	23	14	60.9%	157	6.83	2	8.7%	0	0.0%	110.2
10	Maye	NE	31	22	71.0%	201	6.48	2	6.5%	0	0.0%	109.7
11	Herbert	LAC	39	27	69.2%	280	7.18	2	5.1%	0	0.0%	106.8
12	Rodgers	PIT	35	25	71.4%	198	5.66	3	8.6%	1	2.9%	101.8
13	Ca. Williams	CHI	27	18	66.7%	202	7.48	1	3.7%	0	0.0%	101.2
14	Jones	SF	24	16	66.7%	190	7.92	2	8.3%	1	4.2%	101.0
15	McCarthy	MIN	13	8	61.5%	121	9.31	2	15.4%	1	7.7%	99.7
16	Darnold	SEA	21	14	66.7%	211	10.05	0	0.0%	0	0.0%	99.5
17	Murray	ARI	30	19	63.3%	178	5.93	3	10.0%	1	3.3%	99.0
18	Mahomes	KC	30	14	46.7%	271	9.03	3	10.0%	1	3.3%	98.1
19	Penix	ATL	19	14	73.7%	157	8.26	0	0.0%	0	0.0%	97.9
20	Fields	NYJ	22	13	59.1%	161	7.32	1	4.5%	0	0.0%	97.0
21	G. Smith	LV	40	26	65.0%	324	8.10	2	5.0%	1	2.5%	96.3
22	Wilson	NYG	37	20	54.1%	274	7.41	2	5.4%	0	0.0%	96.0
23	Stroud	HOU	38	24	63.2%	285	7.50	3	7.9%	2	5.3%	90.4
24	Hurts	PHI	27	16	59.3%	158	5.85	1	3.7%	0	0.0%	88.2
25	Young	CAR	51	31	60.8%	287	5.63	3	5.9%	1	2.0%	87.6
26	Love	GB	24	13	54.2%	171	7.13	2	8.3%	1	4.2%	87.3
27	Nix	DEN	23	16	69.6%	144	6.26	1	4.3%	1	4.3%	82.5
28	D. Jones	IND	20	14	70.0%	126	6.30	1	5.0%	1	5.0%	82.5
29	Prescott	DAL	55	37	67.3%	361	6.56	2	3.6%	2	3.6%	82.5
30	Tagovailoa	MIA	32	20	62.5%	223	6.97	2	6.3%	2	6.3%	78.0
31	Browning	CIN	27	18	66.7%	141	5.22	1	3.7%	1	3.7%	76.3
32	Rattler	NO	53	31	58.5%	227	4.28	2	3.8%	1	1.9%	73.4
33	Rush	BAL	11	7	63.6%	48	4.36	0	0.0%	0	0.0%	73.3
34	Mayfield	TB	43	25	58.1%	253	5.88	1	2.3%	1	2.3%	73.1
35	Flacco	CLE	53	30	56.6%	211	3.98	0	0.0%	1	1.9%	58.0
36	*C. Ward	TEN	43	21	48.8%	155	3.60	1	2.3%	1	2.3%	55.9
37	Lawrence	JAX	36	18	50.0%	185	5.14	0	0.0%	1	2.8%	53.6

2025 NATIONAL FOOTBALL LEAGUE

NFL THIRD-DOWN PASSING LEADERS

RANK	PLAYER	TEAM	ATT	COMP	COMP%	YDS	YPA	TD	TD%	INT	INT%	RATING
1	Maye	NE	31	25	80.6%	298	9.61	3	9.7%	1	3.2%	125.5
2	Purdy	SF	19	11	57.9%	166	8.74	2	10.5%	0	0.0%	121.8
3	L. Jackson	BAL	23	17	73.9%	216	9.39	1	4.3%	0	0.0%	117.3
4	Love	GB	35	22	62.9%	327	9.34	3	8.6%	1	2.9%	110.1
5	Goff	DET	41	27	65.9%	269	6.56	4	9.8%	1	2.4%	106.7
6	Ca. Williams	CHI	37	24	64.9%	307	8.30	3	8.1%	1	2.7%	106.5
7	Hurts	PHI	29	22	75.9%	265	9.14	0	0.0%	0	0.0%	103.4
8	Jones	SF	19	11	57.9%	161	8.47	3	15.8%	1	5.3%	103.3
9	Prescott	DAL	38	27	71.1%	295	7.76	1	2.6%	0	0.0%	102.4
10	D. Jones	IND	29	20	69.0%	289	9.97	0	0.0%	0	0.0%	101.1
11	Nix	DEN	39	26	66.7%	276	7.08	2	5.1%	1	2.6%	93.5
12	Darnold	SEA	31	22	71.0%	217	7.00	0	0.0%	0	0.0%	90.4
13	Stafford	LAR	36	20	55.6%	276	7.67	1	2.8%	0	0.0%	89.6
14	Rattler	NO	36	21	58.3%	165	4.58	2	5.6%	0	0.0%	88.3
15	Mayfield	TB	33	16	48.5%	154	4.67	2	6.1%	0	0.0%	82.1
16	Penix	ATL	37	21	56.8%	275	7.43	0	0.0%	0	0.0%	80.3
17	Mahomes	KC	35	19	54.3%	186	5.31	1	2.9%	0	0.0%	79.0
18	Stroud	HOU	31	19	61.3%	197	6.35	1	3.2%	1	3.2%	76.9
19	Rodgers	PIT	30	19	63.3%	181	6.03	2	6.7%	2	6.7%	74.4
20	Allen	BUF	27	17	63.0%	217	8.04	0	0.0%	1	3.7%	72.6
21	Herbert	LAC	32	18	56.3%	191	5.97	2	6.3%	2	6.3%	68.6
22	G. Smith	LV	33	21	63.6%	270	8.18	1	3.0%	4	12.1%	59.7
23	Tagovailoa	MIA	30	18	60.0%	240	8.00	0	0.0%	2	6.7%	57.6
24	Wilson	NYG	32	16	50.0%	201	6.28	0	0.0%	1	3.1%	56.9
25	*C. Ward	TEN	32	13	40.6%	175	5.47	1	3.1%	1	3.1%	56.1
26	Daniels	WAS	21	9	42.9%	82	3.90	0	0.0%	0	0.0%	54.1
27	Murray	ARI	37	22	59.5%	217	5.86	0	0.0%	2	5.4%	53.5
28	Flacco	CLE	44	23	52.3%	278	6.32	0	0.0%	2	4.5%	53.0
29	Lawrence	JAX	39	24	61.5%	277	7.10	0	0.0%	3	7.7%	50.9
30	Young	CAR	35	18	51.4%	113	3.23	0	0.0%	1	2.9%	46.5
31	Browning	CIN	21	9	42.9%	132	6.29	1	4.8%	2	9.5%	40.3

2025 NATIONAL FOOTBALL LEAGUE

NFL LEADING RUSHERS

RANK	PLAYER	TEAM	ATT	YDS	AVG	LONG	TD
1	Taylor	IND	77	414	5.4	68	3
2	Cook	BUF	75	401	5.3	44t	5
3	Etienne	JAX	65	394	6.1	71	2
4	Dobbins	DEN	57	323	5.7	41	3
5	Robinson	ATL	64	314	4.9	25	1
6	J. Williams	DAL	63	312	5.0	30t	4
7	K. Williams	LAR	68	303	4.5	15	1
8	Henry	BAL	49	284	5.8	49	3
9	*Jeanty	LV	68	282	4.1	64t	2
10t	Gibbs	DET	58	271	4.7	42	4
10t	Mason	MIN	56	271	4.8	24	2
12	*Hampton	LAC	54	270	5.0	54t	2
13	Jacobs	GB	80	266	3.3	19	4
14	Pollard	TEN	68	261	3.8	21	1
15	Kamara	NO	65	256	3.9	18t	1
16	Achane	MIA	50	246	4.9	26	1
17	Montgomery	DET	43	245	5.7	72	3
18	Walker	SEA	58	244	4.2	21	3
19	Hall	NYJ	52	238	4.6	23	0
20t	Barkley	PHI	77	237	3.1	16	3
20t	Irving	TB	71	237	3.3	16	0
20t	*Judkins	CLE	49	237	4.8	38	2
23	McCaffrey	SF	69	225	3.3	15	0
24	Hubbard	CAR	53	217	4.1	14	0
25	Chubb	HOU	47	188	4.0	25t	1
26	Swift	CHI	56	187	3.3	20	2
27	*Skattebo	NYG	48	181	3.8	24	2
28	Hurts (QB)	PHI	41	179	4.4	29	4
29	Fields (QB)	NYJ	24	178	7.4	43t	3
30	*Croskey-Merritt	WAS	29	172	5.9	42	2
31	L. Jackson (QB)	BAL	21	166	7.9	19	1
32	Benson	ARI	29	160	5.5	52	0
33	Allen (QB)	BUF	31	159	5.1	40	3
34	Allgeier	ATL	43	155	3.6	19	2
35	Gainwell	PIT	35	154	4.4	15	3
36	Murray (QB)	ARI	25	148	5.9	30	0
37	*Harvey	DEN	27	138	5.1	50	0
38	C. Brown	CIN	57	133	2.3	11	1
39	J. Warren	PIT	43	132	3.1	11	0
40	Mahomes (QB)	KC	22	130	5.9	22	2
41	Mayfield (QB)	TB	14	129	9.2	33	0
42	Pacheco	KC	32	127	4.0	12	0
43	Stevenson	NE	31	125	4.0	22	0
44	Miller	NO	28	124	4.4	18t	1
45	Corum	LAR	23	120	5.2	15	1
46	Sanders	DAL	20	117	5.9	49	1
47	Hunt	KC	36	115	3.2	11	1
48	*Marks	HOU	29	113	3.9	18t	1
49	Ca. Williams (QB)	CHI	24	110	4.6	13	1
50	White	TB	23	108	4.7	16	1

2025 NATIONAL FOOTBALL LEAGUE

NFL THIRD-AND-ONE RUSHING LEADERS

RANK	PLAYER	TEAM	ATT	FD	PCT
1t	Swift	CHI	4	4	100.0%
1t	J. Warren	PIT	4	4	100.0%
1t	*Gordon	MIA	3	3	100.0%
1t	Hunt	KC	3	3	100.0%
1t	D. Jones (QB)	IND	3	3	100.0%
1t	K. Williams	LAR	3	3	100.0%
1t	Allen (QB)	BUF	2	2	100.0%
1t	Browning (QB)	CIN	2	2	100.0%
1t	Charbonnet	SEA	2	2	100.0%
1t	*Croskey-Merritt	WAS	2	2	100.0%
1t	Gibbs	DET	2	2	100.0%
1t	Hubbard	CAR	2	2	100.0%
1t	*Judkins	CLE	2	2	100.0%
1t	Maye (QB)	NE	2	2	100.0%
1t	Miller	NO	2	2	100.0%
1t	Nix (QB)	DEN	2	2	100.0%
1t	Pollard	TEN	2	2	100.0%
1t	*Skattebo	NYG	2	2	100.0%
1t	Andrews (TE)	BAL	1	1	100.0%
1t	Barkley	PHI	1	1	100.0%
1t	Barner (TE)	SEA	1	1	100.0%
1t	Conklin (TE)	LAC	1	1	100.0%
1t	Daniels (QB)	WAS	1	1	100.0%
1t	Dobbins	DEN	1	1	100.0%
1t	Dowdle	CAR	1	1	100.0%
1t	Gibson	NE	1	1	100.0%
1t	Goff (QB)	DET	1	1	100.0%
1t	Hall	NYJ	1	1	100.0%
1t	N. Harris	LAC	1	1	100.0%
1t	*Henderson	NE	1	1	100.0%
1t	Herbert (QB)	LAC	1	1	100.0%
1t	Co. Heyward (TE)	PIT	1	1	100.0%
1t	Holani	SEA	1	1	100.0%
1t	A. Jones	MIN	1	1	100.0%
1t	Jones (QB)	SF	1	1	100.0%
1t	Lawrence (QB)	JAX	1	1	100.0%
1t	Mahomes (QB)	KC	1	1	100.0%
1t	Mayfield (QB)	TB	1	1	100.0%
1t	McCarthy (QB)	MIN	1	1	100.0%
1t	Montgomery	DET	1	1	100.0%
1t	Pacheco	KC	1	1	100.0%
1t	Purdy (QB)	SF	1	1	100.0%
1t	Rattler (QB)	NO	1	1	100.0%
1t	*Sampson	CLE	1	1	100.0%
1t	Scott	MIN	1	1	100.0%
1t	*C. Ward (QB)	TEN	1	1	100.0%
1t	*Warren (TE)	IND	1	1	100.0%
1t	White	TB	1	1	100.0%
1t	J. Williams	DAL	1	1	100.0%
1t	Wilson (QB)	NYG	1	1	100.0%
1t	Young (QB)	CAR	1	1	100.0%

2025 NATIONAL FOOTBALL LEAGUE

NFL LEADERS IN RECEPTIONS

RANK	PLAYER	TEAM	REC	YDS	AVG	LONG	TD
1	Nacua	LAR	42	503	12.0	31	1
2	Ferguson (TE)	DAL	34	223	6.6	19	1
3	McCaffrey (RB)	SF	31	305	9.8	29	2
4t	Wilson	NYJ	27	311	11.5	33t	3
4t	St. Brown	DET	27	307	11.4	34	6
6t	Smith-Njigba	SEA	26	402	15.5	45	1
6t	Chase	CIN	26	264	10.2	28	1
6t	Olave	NO	26	185	7.1	14	1
9t	D. London	ATL	24	269	11.2	43	1
9t	McBride (TE)	ARI	24	234	9.8	31	1
9t	Allen	LAC	24	231	9.6	25	3
12	Flowers	BAL	23	305	13.3	39	1
13t	Johnston	LAC	22	337	15.3	60t	4
13t	Jefferson	MIN	22	326	14.8	50	1
13t	Brown	KC	22	209	9.5	49	1
13t	Johnson (TE)	NO	22	204	9.3	21	1
13t	Samuel	WAS	22	204	9.3	24t	2
18t	Pickens	DAL	21	300	14.3	28t	4
18t	T. Hill	MIA	21	265	12.6	47	1
18t	Meyers	LV	21	258	12.3	45	0
18t	Pittman	IND	21	234	11.1	27t	3
22t	Pearsall	SF	20	327	16.4	45	0
22t	Odunze	CHI	20	296	14.8	37	5
22t	Pitts (TE)	ATL	20	205	10.3	26	1
22t	Gibbs (RB)	DET	20	79	4.0	9	0
26t	*Warren (TE)	IND	19	263	13.8	41	0
26t	Bowers (TE)	LV	19	225	11.8	38	0
26t	Diggs	NE	19	213	11.2	33	0
26t	Irving (RB)	TB	19	193	10.2	72t	2
26t	Strange (TE)	JAX	19	182	9.6	24	0
26t	Achane (RB)	MIA	19	143	7.5	29t	2
32t	*Egbuka	TB	18	282	15.7	77t	4
32t	*McMillan	CAR	18	278	15.4	40	0
32t	Nabers	NYG	18	271	15.1	48t	2
32t	Robinson (RB)	ATL	18	270	15.0	69	1
32t	Sutton	DEN	18	266	14.8	52t	3
32t	Collins	HOU	18	260	14.4	50t	2
32t	Robinson	NYG	18	237	13.2	50	1
32t	Franklin	DEN	18	196	10.9	42	1
32t	Shaheed	NO	18	174	9.7	39	1
41t	Adams	LAR	17	269	15.8	44t	3
41t	Coleman	BUF	17	203	11.9	25	1
41t	Waddle	MIA	17	185	10.9	25	2
41t	*Fannin (TE)	CLE	17	160	9.4	22	0
41t	D. Smith	PHI	17	158	9.3	28	1
46t	Kraft (TE)	GB	16	225	14.1	57	2
46t	Lamb	DAL	16	222	13.9	33	0
46t	Harrison	ARI	16	208	13.0	45	2
46t	Shakir	BUF	16	190	11.9	43t	2
46t	LaPorta (TE)	DET	16	177	11.1	32	0
46t	McConkey	LAC	16	174	10.9	23	0
46t	Moore	CHI	16	173	10.8	30	1
46t	Schultz (TE)	HOU	16	126	7.9	16	0
46t	J. Williams (RB)	DAL	16	74	4.6	11	0

2025 NATIONAL FOOTBALL LEAGUE

NFL RECEIVING YARDAGE LEADERS

RANK	PLAYER	TEAM	YDS	REC	AVG	LONG	TD
1	Nacua	LAR	503	42	12.0	31	1
2	Smith-Njigba	SEA	402	26	15.5	45	1
3	Johnston	LAC	337	22	15.3	60t	4
4	Pearsall	SF	327	20	16.4	45	0
5	Jefferson	MIN	326	22	14.8	50	1
6	Wilson	NYJ	311	27	11.5	33t	3
7	St. Brown	DET	307	27	11.4	34	6
8t	Flowers	BAL	305	23	13.3	39	1
8t	McCaffrey (RB)	SF	305	31	9.8	29	2
10	Pickens	DAL	300	21	14.3	28t	4
11	Odunze	CHI	296	20	14.8	37	5
12	*Egbuka	TB	282	18	15.7	77t	4
13	*McMillan	CAR	278	18	15.4	40	0
14	Nabers	NYG	271	18	15.1	48t	2
15	Robinson (RB)	ATL	270	18	15.0	69	1
16t	Adams	LAR	269	17	15.8	44t	3
16t	D. London	ATL	269	24	11.2	43	1
18	Sutton	DEN	266	18	14.8	52t	3
19	T. Hill	MIA	265	21	12.6	47	1
20	Chase	CIN	264	26	10.2	28	1
21	*Warren (TE)	IND	263	19	13.8	41	0
22	Metcalf	PIT	261	15	17.4	80t	3
23	Collins	HOU	260	18	14.4	50t	2
24	Meyers	LV	258	21	12.3	45	0
25	Robinson	NYG	237	18	13.2	50	1
26t	McBride (TE)	ARI	234	24	9.8	31	1
26t	Pittman	IND	234	21	11.1	27t	3
28	Allen	LAC	231	24	9.6	25	3
29t	Bowers (TE)	LV	225	19	11.8	38	0
29t	Kraft (TE)	GB	225	16	14.1	57	2
31	Tucker	LV	224	15	14.9	61t	4
32	Ferguson (TE)	DAL	223	34	6.6	19	1
33	Lamb	DAL	222	16	13.9	33	0
34	J. Williams	DET	214	10	21.4	64	1
35	Diggs	NE	213	19	11.2	33	0
36	Brown	KC	209	22	9.5	49	1
37	Harrison	ARI	208	16	13.0	45	2
38	Pitts (TE)	ATL	205	20	10.3	26	1
39t	Henry (TE)	NE	204	15	13.6	31t	3
39t	Johnson (TE)	NO	204	22	9.3	21	1
39t	Samuel	WAS	204	22	9.3	24t	2
42	Coleman	BUF	203	17	11.9	25	1
43	Franklin	DEN	196	18	10.9	42	1
44	Irving (RB)	TB	193	19	10.2	72t	2
45	Shakir	BUF	190	16	11.9	43t	2
46t	Olave	NO	185	26	7.1	14	1
46t	Waddle	MIA	185	17	10.9	25	2
48t	Jeudy	CLE	182	13	14.0	33	0
48t	Kelce (TE)	KC	182	15	12.1	37t	1
48t	Strange (TE)	JAX	182	19	9.6	24	0
48t	Thornton	KC	182	10	18.2	49t	3

2025 NATIONAL FOOTBALL LEAGUE

NFL THIRD-DOWN RECEIVING LEADERS

RANK	PLAYER	TEAM	REC	YDS	AVG	LONG	TD
1	Nacua	LAR	11	144	13.1	31	0
2t	Odunze	CHI	10	181	18.1	37	3
2t	Robinson	NYG	10	125	12.5	50	0
4t	T. Hill	MIA	8	118	14.8	47	0
4t	Sutton	DEN	8	112	14.0	22	1
4t	D. Smith	PHI	8	103	12.9	28	0
4t	Strange (TE)	JAX	8	91	11.4	24	0
4t	Meyers	LV	8	78	9.8	25	0
4t	St. Brown	DET	8	72	9.0	25	3
4t	Zaccheaus	CHI	8	57	7.1	12	0
4t	Olave	NO	8	55	6.9	14	1
12t	Higgins	CIN	7	114	16.3	42t	1
12t	Smith-Njigba	SEA	7	93	13.3	36	0
12t	McBride (TE)	ARI	7	83	11.9	25	0
12t	*Egbuka	TB	7	78	11.1	30t	2
12t	Allen	LAC	7	64	9.1	11t	1
12t	Mims	DEN	7	61	8.7	28	0
12t	Wilson	NYJ	7	50	7.1	11	0
12t	Ferguson (TE)	DAL	7	38	5.4	17	0
12t	Gibbs (RB)	DET	7	26	3.7	8	0
21t	Stevenson (RB)	NE	6	116	19.3	55	0
21t	Pearsall	SF	6	109	18.2	31	0
21t	Adams	LAR	6	94	15.7	26	1
21t	Jeady	CLE	6	90	15.0	26	0
21t	Pitts (TE)	ATL	6	83	13.8	26	0
21t	A. Brown	PHI	6	76	12.7	25	0
21t	Pickens	DAL	6	74	12.3	22	0
21t	Downs	IND	6	60	10.0	29	0
21t	*McMillan	CAR	6	57	9.5	15	0
21t	Diggs	NE	6	56	9.3	22	0
21t	Johnson (TE)	NO	6	54	9.0	18t	1
21t	Smith (TE)	PIT	6	48	8.0	21	0
21t	Renfrow	CAR	6	38	6.3	10	0
34t	Robinson (RB)	ATL	5	86	17.2	25	0
34t	Flowers	BAL	5	85	17.0	39	0
34t	Johnston	LAC	5	72	14.4	37	1
34t	Hill (RB)	BAL	5	63	12.6	37	0
34t	Samuel	WAS	5	63	12.6	21	0
34t	McCaffrey (RB)	SF	5	59	11.8	29	1
34t	LaPorta (TE)	DET	5	56	11.2	16	0
34t	Njoku (TE)	CLE	5	56	11.2	23	0
34t	Kupp	SEA	5	50	10.0	17	0
34t	Schultz (TE)	HOU	5	50	10.0	16	0
34t	Dortch	ARI	5	42	8.4	15	0
45t	Jennings	SF	4	96	24.0	42t	1
45t	J. Williams	DET	4	94	23.5	44t	1
45t	Lamb	DAL	4	88	22.0	32	0
45t	Thornton	KC	4	62	15.5	33	1
45t	Doubs	GB	4	58	14.5	18	1
45t	D. Brown	JAX	4	56	14.0	18	0
45t	Tillman	CLE	4	53	13.3	25	0
45t	*Ayomanor	TEN	4	51	12.8	23	1
45t	Kraft (TE)	GB	4	51	12.8	16	1
45t	Collins	HOU	4	48	12.0	18	0
45t	Turpin	DAL	4	46	11.5	16	1

2025 NATIONAL FOOTBALL LEAGUE

NFL THIRD-DOWN RECEIVING LEADERS

RANK	PLAYER	TEAM	REC	YDS	AVG	LONG	TD
45t	Tolbert	DAL	4	42	10.5	19	0
45t	Shepard	TB	4	41	10.3	16	0
45t	Chase	CIN	4	38	9.5	14	1
45t	Kincaid (TE)	BUF	4	36	9.0	18	0
45t	*Hunter	JAX	4	35	8.8	28	0
45t	Bowers (TE)	LV	4	29	7.3	9	0
45t	Gainwell (RB)	PIT	4	22	5.5	8	0

2025 NATIONAL FOOTBALL LEAGUE

NFL LEADING SCORERS (NON-KICKING)

RANK	PLAYER	TEAM	POS	TOUCHDOWNS					X2	PTS
				TOTAL	RUSH	REC	RET	KOREC		
1	St. Brown	DET	WR	6	0	6	0	0	0	36
2t	Cook	BUF	RB	5	5	0	0	0	0	30
2t	Odunze	CHI	WR	5	0	5	0	0	0	30
4t	Doubs	GB	WR	4	0	4	0	0	0	24
4t	*Egbuka	TB	WR	4	0	4	0	0	0	24
4t	Gibbs	DET	RB	4	4	0	0	0	0	24
4t	Hurts	PHI	QB	4	4	0	0	0	0	24
4t	Jacobs	GB	RB	4	4	0	0	0	0	24
4t	*Jeanty	LV	RB	4	2	2	0	0	0	24
4t	Johnston	LAC	WR	4	0	4	0	0	0	24
4t	Pickens	DAL	WR	4	0	4	0	0	0	24
4t	Taylor	IND	RB	4	3	1	0	0	0	24
4t	Tucker	LV	WR	4	0	4	0	0	0	24
4t	J. Williams	DAL	RB	4	4	0	0	0	0	24
15	Fields	NYJ	QB	3	3	0	0	0	1	20
16t	Achane	MIA	RB	3	1	2	0	0	0	18
16t	Adams	LAR	WR	3	0	3	0	0	0	18
16t	Allen	BUF	QB	3	3	0	0	0	0	18
16t	Allen	LAC	WR	3	0	3	0	0	0	18
16t	Barkley	PHI	RB	3	3	0	0	0	0	18
16t	Dobbins	DEN	RB	3	3	0	0	0	0	18
16t	Etienne	JAX	RB	3	2	1	0	0	0	18
16t	Gainwell	PIT	RB	3	3	0	0	0	0	18
16t	Goedert	PHI	TE	3	0	3	0	0	0	18
16t	Henry	BAL	RB	3	3	0	0	0	0	18
16t	Henry	NE	TE	3	0	3	0	0	0	18
16t	*Horton	SEA	WR	3	0	2	1	0	0	18
16t	D. Jones	IND	QB	3	3	0	0	0	0	18
16t	Kincaid	BUF	TE	3	0	3	0	0	0	18
16t	Metcalf	PIT	WR	3	0	3	0	0	0	18
16t	Montgomery	DET	RB	3	3	0	0	0	0	18
16t	Pittman	IND	WR	3	0	3	0	0	0	18
16t	Samuel	WAS	WR	3	1	2	0	0	0	18
16t	Sutton	DEN	WR	3	0	3	0	0	0	18
16t	Thornton	KC	WR	3	0	3	0	0	0	18
16t	Walker	SEA	RB	3	3	0	0	0	0	18
16t	Wilson	NYJ	WR	3	0	3	0	0	0	18
38t	Ertz	WAS	TE	2	0	2	0	0	1	14
38t	McCaffrey	WAS	WR	2	0	2	0	0	1	14
38t	*Skattebo	NYG	RB	2	2	0	0	0	1	14
41t	Allen	LAR	TE	2	0	2	0	0	0	12
41t	Allgeier	ATL	RB	2	2	0	0	0	0	12
41t	Andrews	BAL	TE	2	0	2	0	0	0	12
41t	Austin	PIT	WR	2	0	2	0	0	0	12
41t	*Ayomanor	TEN	WR	2	0	2	0	0	0	12
41t	Barner	SEA	TE	2	0	2	0	0	0	12

2025 NATIONAL FOOTBALL LEAGUE

NFL LEADING SCORERS (NON-KICKING)

RANK	PLAYER	TEAM	POS	TOUCHDOWNS					X2	PTS
				TOTAL	RUSH	REC	RET	KOREC		
41t	Charbonnet	SEA	RB	2	2	0	0	0	0	12
41t	Collins	HOU	WR	2	0	2	0	0	0	12
41t	J. Conner	ARI	RB	2	1	1	0	0	0	12
41t	*Croskey-Merritt	WAS	RB	2	2	0	0	0	0	12
41t	Gibson	NE	RB	2	1	0	1	0	0	12
41t	*Hampton	LAC	RB	2	2	0	0	0	0	12
41t	Harrison	ARI	WR	2	0	2	0	0	0	12
41t	Hill	BAL	RB	2	1	1	0	0	0	12
41t	Hollins	NE	WR	2	0	2	0	0	0	12
41t	Hopkins	BAL	WR	2	0	2	0	0	0	12
41t	Hubbard	CAR	RB	2	0	2	0	0	0	12
41t	Irving	TB	RB	2	0	2	0	0	0	12
41t	*Judkins	CLE	RB	2	2	0	0	0	0	12
41t	Kraft	GB	TE	2	0	2	0	0	0	12
41t	Long	JAX	TE	2	0	2	0	0	0	12
41t	Mahomes	KC	QB	2	2	0	0	0	0	12
41t	*Marks	HOU	RB	2	1	1	0	0	0	12
41t	Mason	MIN	RB	2	2	0	0	0	0	12
41t	Maye	NE	QB	2	2	0	0	0	0	12
41t	McCaffrey	SF	RB	2	0	2	0	0	0	12
41t	Mims	DEN	WR	2	1	1	0	0	0	12
41t	Nabers	NYG	WR	2	0	2	0	0	0	12
41t	Nacua	LAR	WR	2	1	1	0	0	0	12
41t	Renfrow	CAR	WR	2	0	2	0	0	0	12
41t	Robinson	ATL	RB	2	1	1	0	0	0	12
41t	Rodgers	MIN	CB	2	0	0	2	0	0	12
41t	Shakir	BUF	WR	2	0	2	0	0	0	12
41t	Swift	CHI	RB	2	2	0	0	0	0	12
41t	Tillman	CLE	WR	2	0	2	0	0	0	12
41t	Tonges	SF	TE	2	0	2	0	0	0	12
41t	*Tuten	JAX	RB	2	1	1	0	0	0	12
41t	Waddle	MIA	WR	2	0	2	0	0	0	12
41t	Walker	BAL	WR	2	0	2	0	0	0	12
41t	Waller	MIA	TE	2	0	2	0	0	0	12
41t	K. Williams	LAR	RB	2	1	1	0	0	0	12

2025 NATIONAL FOOTBALL LEAGUE

NFL LEADING SCORERS (KICKING)

RANK	PLAYER	TEAM	PAT	FG	FG%	LONG	PTS
1	Shrader	IND	12/12	13/14	92.9%	52	51
2	Myers	SEA	12/12	9/11	81.8%	56	39
3	Aubrey	DAL	11/11	9/9	100.0%	64	38
4t	Butker	KC	7/9	10/13	76.9%	59	37
4t	Prater	BUF	13/13	8/9	88.9%	52	37
6	C. Little	JAX	9/9	9/11	81.8%	47	36
7t	Bates	DET	17/17	6/8	75.0%	58	35
7t	*Loop	BAL	14/15	7/7	100.0%	52	35
7t	McLaughlin	TB	8/9	9/12	75.0%	65	35
10	Karty	LAR	10/11	8/10	80.0%	51	34
11	Slye	TEN	3/3	10/14	71.4%	57	33
12t	Dicker	LAC	8/8	8/8	100.0%	43	32
12t	McManus	GB	11/12	7/9	77.8%	56	32
12t	Reichard	MIN	8/8	8/8	100.0%	62	32
12t	Ryland	ARI	8/8	8/10	80.0%	57	32
16	Gay	WAS	10/10	7/10	70.0%	56	31
17	Santos	CHI	11/11	6/7	85.7%	52	29
18t	Boswell	PIT	10/10	6/7	85.7%	60	28
18t	Fairbairn	HOU	4/4	8/10	80.0%	53	28
18t	Folk	NYJ	7/7	7/7	100.0%	58	28
21	Carlson	LV	6/6	7/9	77.8%	54	27
22	Romo	ATL	5/5	7/9	77.8%	54	26
23	Pineiro	SF	4/5	7/7	100.0%	51	25
24t	Elliott	PHI	12/12	4/4	100.0%	58	24
24t	Grupe	NO	6/6	6/9	66.7%	54	24
24t	Lutz	DEN	12/12	4/5	80.0%	42	24
27t	*Borregales	NE	10/12	4/5	80.0%	53	22
27t	Gano	NYG	4/4	6/6	100.0%	55	22
29t	*Fitzgerald	CAR	6/7	5/6	83.3%	57	21
29t	Patterson	MIA	9/9	4/4	100.0%	47	21
31	Szmyt	CLE	5/6	5/7	71.4%	55	20
32	McPherson	CIN	7/7	4/4	100.0%	45	19
33	Koo	ATL-NYG	2/2	2/3	66.7%	41	8
34	McAtamney	NYG	1/1	2/2	100.0%	31	7
35	Moody	SF-CHI	2/2	1/3	33.3%	32	5
36	Gillan	NYG	0/1	0/0	---	---	0

2025 NATIONAL FOOTBALL LEAGUE

2025 NATIONAL FOOTBALL LEAGUE

NFL TOUCHBACKS ON KICKOFFS

RANK	PLAYER	TEAM	TB
1	Aubrey	DAL	9
2	C. Little	JAX	7
3	McManus	GB	6
4t	Bates	DET	5
4t	Gay	WAS	5
4t	Karty	LAR	5
4t	Pineiro	SF	5
4t	Slye	TEN	5
9t	Fairbairn	HOU	4
9t	Lutz	DEN	4
9t	Myers	SEA	4
9t	Reichard	MIN	4
13t	Borregales	NE	3
13t	Butker	KC	3
13t	Evans	LAR	3
13t	Fitzgerald	CAR	3
13t	Grupe	NO	3
13t	Prater	BUF	3
19t	Carlson	LV	2
19t	Dicker	LAC	2
19t	McAtamney	NYG	2
19t	McPherson	CIN	2
19t	Moody	SF-CHI	2
19t	Patterson	MIA	2
19t	Pinion	ATL	2
19t	Ryland	ARI	2
19t	Santos	CHI	2
19t	Shrader	IND	2
19t	Szmyt	CLE	2
30t	Elliott	PHI	1
30t	Folk	NYJ	1
30t	Koo	ATL-NYG	1
30t	Loop	BAL	1
30t	McLaughlin	TB	1
30t	McNamara	NYJ	1

2025 NATIONAL FOOTBALL LEAGUE

NFL MOST YARDS FROM SCRIMMAGE

RANK	PLAYER	TEAM	POS	TOTAL			RUSHING			RECEIVING		
				YDS	PLAYS	AVG	YDS	ATT	AVG	YDS	ATT	AVG
1	Robinson	ATL	RB	584	82	7.1	314	64	4.9	270	18	15.0
2	Nacua	LAR	WR	555	45	12.3	52	3	17.3	503	42	12.0
3	McCaffrey	SF	RB	530	100	5.3	225	69	3.3	305	31	9.8
4	Taylor	IND	RB	527	90	5.9	414	77	5.4	113	13	8.7
5	Cook	BUF	RB	490	87	5.6	401	75	5.3	89	12	7.4
6	Irving	TB	RB	430	90	4.8	237	71	3.3	193	19	10.2
7	Etienne	JAX	RB	426	71	6.0	394	65	6.1	32	6	5.3
8	Smith-Njigba	SEA	WR	413	29	14.2	11	3	3.7	402	26	15.5
9	Achane	MIA	RB	389	69	5.6	246	50	4.9	143	19	7.5
10	J. Williams	DAL	RB	386	79	4.9	312	63	5.0	74	16	4.6
11	Jacobs	GB	RB	385	90	4.3	266	80	3.3	119	10	11.9
12	*Hampton	LAC	RB	380	68	5.6	270	54	5.0	110	14	7.9
13	K. Williams	LAR	RB	355	76	4.7	303	68	4.5	52	8	6.5
14	Gibbs	DET	RB	350	78	4.5	271	58	4.7	79	20	4.0
15	Hall	NYJ	RB	346	65	5.3	238	52	4.6	108	13	8.3
16	Dobbins	DEN	RB	341	62	5.5	323	57	5.7	18	5	3.6
17	Johnston	LAC	WR	335	23	14.6	-2	1	-2.0	337	22	15.3
18	Jefferson	MIN	WR	330	23	14.3	4	1	4.0	326	22	14.8
19	Pearsall	SF	WR	323	21	15.4	-4	1	-4.0	327	20	16.4
20	Henry	BAL	RB	320	53	6.0	284	49	5.8	36	4	9.0
21	Flowers	BAL	WR	317	26	12.2	12	3	4.0	305	23	13.3
22	Pollard	TEN	RB	316	74	4.3	261	68	3.8	55	6	9.2
23	St. Brown	DET	WR	314	29	10.8	7	2	3.5	307	27	11.4
24t	Hubbard	CAR	RB	311	66	4.7	217	53	4.1	94	13	7.2
24t	Wilson	NYJ	WR	311	27	11.5	0	0	---	311	27	11.5
26	Barkley	PHI	RB	307	91	3.4	237	77	3.1	70	14	5.0
27	Kamara	NO	RB	305	78	3.9	256	65	3.9	49	13	3.8
28t	*Jeanty	LV	RB	302	75	4.0	282	68	4.1	20	7	2.9
28t	Walker	SEA	RB	302	64	4.7	244	58	4.2	58	6	9.7
30	Mason	MIN	RB	301	62	4.9	271	56	4.8	30	6	5.0
31	Pickens	DAL	WR	300	21	14.3	0	0	---	300	21	14.3
32	Odunze	CHI	WR	296	20	14.8	0	0	---	296	20	14.8
33	*Egbuka	TB	WR	291	20	14.6	9	2	4.5	282	18	15.7
34	*Judkins	CLE	RB	281	57	4.9	237	49	4.8	44	8	5.5
35	Montgomery	DET	RB	280	49	5.7	245	43	5.7	35	6	5.8
36	*Skattebo	NYG	RB	279	60	4.7	181	48	3.8	98	12	8.2
37	*McMillan	CAR	WR	278	18	15.4	0	0	---	278	18	15.4
38	J. Warren	PIT	RB	274	54	5.1	132	43	3.1	142	11	12.9
39	Chase	CIN	WR	273	27	10.1	9	1	9.0	264	26	10.2
40	Swift	CHI	RB	272	69	3.9	187	56	3.3	85	13	6.5
41	Nabers	NYG	WR	271	18	15.1	0	0	---	271	18	15.1
42t	Adams	LAR	WR	269	17	15.8	0	0	---	269	17	15.8
42t	D. London	ATL	WR	269	24	11.2	0	0	---	269	24	11.2
42t	*Warren	IND	TE	269	23	11.7	6	4	1.5	263	19	13.8
45t	Stevenson	NE	RB	266	42	6.3	125	31	4.0	141	11	12.8
45t	Sutton	DEN	WR	266	18	14.8	0	0	---	266	18	14.8
47	T. Hill	MIA	WR	265	21	12.6	0	0	---	265	21	12.6
48	Metcalf	PIT	WR	261	15	17.4	0	0	---	261	15	17.4
49	Collins	HOU	WR	260	18	14.4	0	0	---	260	18	14.4
50	Meyers	LV	WR	258	21	12.3	0	0	---	258	21	12.3

2025 NATIONAL FOOTBALL LEAGUE

NFL LEADERS IN FIRST DOWNS

RANK	PLAYER	TEAM	POS	TOTAL	RUSH	REC
1t	McCaffrey	SF	RB	27	14	13
1t	Nacua	LAR	WR	27	1	26
3t	Cook	BUF	RB	23	21	2
3t	Robinson	ATL	RB	23	14	9
5t	J. Williams	DAL	RB	22	19	3
5t	K. Williams	LAR	RB	22	19	3
7t	St. Brown	DET	WR	21	1	20
7t	Taylor	IND	RB	21	16	5
9t	Hurts	PHI	QB	20	20	0
9t	Jacobs	GB	RB	20	15	5
11t	*Hampton	LAC	RB	19	15	4
11t	Pickens	DAL	WR	19	0	19
13t	Gibbs	DET	RB	18	16	2
13t	Hall	NYJ	RB	18	13	5
13t	Mason	MIN	RB	18	17	1
13t	Smith-Njigba	SEA	WR	18	0	18
17t	T. Hill	MIA	WR	17	0	17
17t	Hubbard	CAR	RB	17	12	5
17t	*Judkins	CLE	RB	17	15	2
20t	Dobbins	DEN	RB	16	16	0
20t	*Jeanty	LV	RB	16	14	2
20t	Kamara	NO	RB	16	14	2
20t	Odunze	CHI	WR	16	0	16
20t	Pearsall	SF	WR	16	0	16
20t	Pollard	TEN	RB	16	15	1
20t	Swift	CHI	RB	16	13	3
20t	J. Warren	PIT	RB	16	11	5
28t	Allen	LAC	WR	15	0	15
28t	Barkley	PHI	RB	15	11	4
28t	Etienne	JAX	RB	15	13	2
28t	*McMillan	CAR	WR	15	0	15
28t	*Skattebo	NYG	RB	15	11	4
28t	Walker	SEA	RB	15	13	2
28t	*Warren	IND	TE	15	2	13
35t	Hunt	KC	RB	14	11	3
35t	Irving	TB	RB	14	7	7
35t	McBride	ARI	TE	14	0	14
35t	Pittman	IND	WR	14	0	14
35t	Wilson	NYJ	WR	14	0	14
40t	Achane	MIA	RB	13	7	6
40t	Flowers	BAL	WR	13	0	13
40t	Gainwell	PIT	RB	13	12	1
40t	Montgomery	DET	RB	13	11	2
40t	Pitts	ATL	TE	13	0	13
40t	Sutton	DEN	WR	13	0	13
46t	Adams	LAR	WR	12	0	12
46t	C. Brown	CIN	RB	12	9	3
46t	Chase	CIN	WR	12	0	12
46t	Coleman	BUF	WR	12	0	12
46t	Johnson	NO	TE	12	0	12
46t	Metcalf	PIT	WR	12	0	12
46t	Olave	NO	WR	12	0	12

2025 NATIONAL FOOTBALL LEAGUE

NFL PUNTING YARDS LEADERS

RANK	PLAYER	TEAM	POS	PUNTS	YARDS	LONG	AVG	TB	BLK	DWN	OB	RETURNS		IN20	NET AVG
												TOT	YDS		
1	Mann	PHI	P	19	1005	70	52.9	1	0	0	4	12	195	5	41.6
2	Rehkow	CIN	P	23	1213	70	52.7	3	0	2	3	13	152	7	43.5
3	Whelan	GB	P	14	725	65	51.8	2	0	1	0	7	84	4	42.9
4	Stout	BAL	P	12	618	63	51.5	1	0	3	3	4	15	5	48.6
5	Gillikin	ARI	P	15	771	63	51.4	1	0	1	1	8	66	6	45.7
6	Cole	LV	P	14	717	60	51.2	2	0	0	2	9	169	1	36.3
7	Scott	LAC	P	15	757	60	50.5	1	0	1	1	7	92	5	43.0
8	Baringer	NE	P	13	644	71	49.5	1	0	1	2	6	125	4	38.4
9	Cooke	JAX	P	15	736	60	49.1	3	0	2	3	6	38	5	42.5
10	Waitman	PIT	P	15	726	64	48.4	2	0	0	1	7	73	5	40.9
11	Dickson	SEA	P	14	673	58	48.1	2	0	1	2	6	94	5	38.5
12	Hekker	TEN	P	19	910	65	47.9	1	0	1	0	9	76	6	42.8
13	Anger	DAL	P	12	570	60	47.5	0	0	0	0	8	85	4	40.4
14	*Crawshaw	DEN	P	17	807	62	47.5	2	0	0	0	7	82	10	40.3
15	Bailey	MIA	P	11	522	64	47.5	0	0	2	1	4	41	6	43.7
16	*Kroeger	NO	P	16	758	61	47.4	2	1	2	2	8	151	5	33.4
17	McNamara	NYJ	P	13	615	55	47.3	1	0	3	0	6	21	5	44.2
18	Townsend	HOU	P	17	804	66	47.3	1	0	3	5	5	44	7	43.5
19	Taylor	CHI	P	17	802	62	47.2	1	0	2	4	10	122	4	38.8
20	Evans	LAR	P	13	612	68	47.1	1	0	1	2	6	88	7	38.8
21	Way	WAS	P	14	659	64	47.1	1	0	3	0	9	35	7	43.1
22t	Araiza	KC	P	10	470	69	47.0	0	0	2	2	3	31	4	43.9
22t	Wright	MIN	P	19	893	59	47.0	0	0	1	1	7	55	4	44.1
24	Fox	DET	P	14	656	62	46.9	0	0	0	1	9	79	7	41.2
25	Bojorquez	CLE	P	20	925	58	46.3	3	1	2	4	9	130	9	35.0
26	Dixon	TB	P	16	730	62	45.6	2	2	2	2	6	99	3	32.8
27	Martin	CAR	P	12	547	60	45.6	1	0	2	1	7	203	6	27.0
28	Gillan	NYG	P	16	727	69	45.4	2	0	1	0	8	31	5	41.0
29	Morstead	SF	P	11	488	54	44.4	0	0	0	0	5	130	5	32.5
30	Pinion	ATL	P	11	465	59	42.3	0	0	0	2	7	60	5	36.8

2025 NATIONAL FOOTBALL LEAGUE

NFL NET PUNTING YARDS LEADERS

RANK	PLAYER	TEAM	POS	PUNTS	YARDS	LONG	AVG	TB	BLK	DWN	OB	RETURNS		IN20	NET AVG
												TOT	YDS		
1	Stout	BAL	P	12	618	63	51.5	1	0	3	3	4	15	5	48.6
2	Gillikin	ARI	P	15	771	63	51.4	1	0	1	1	8	66	6	45.7
3	McNamara	NYJ	P	13	615	55	47.3	1	0	3	0	6	21	5	44.2
4	Wright	MIN	P	19	893	59	47.0	0	0	1	1	7	55	4	44.1
5	Araiza	KC	P	10	470	69	47.0	0	0	2	2	3	31	4	43.9
6	Bailey	MIA	P	11	522	64	47.5	0	0	2	1	4	41	6	43.7
7	Townsend	HOU	P	17	804	66	47.3	1	0	3	5	5	44	7	43.5
8	Rehkov	CIN	P	23	1213	70	52.7	3	0	2	3	13	152	7	43.5
9	Way	WAS	P	14	659	64	47.1	1	0	3	0	9	35	7	43.1
10	Scott	LAC	P	15	757	60	50.5	1	0	1	1	7	92	5	43.0
11	Whelan	GB	P	14	725	65	51.8	2	0	1	0	7	84	4	42.9
12	Hekker	TEN	P	19	910	65	47.9	1	0	1	0	9	76	6	42.8
13	Cooke	JAX	P	15	736	60	49.1	3	0	2	3	6	38	5	42.5
14	Mann	PHI	P	19	1005	70	52.9	1	0	0	4	12	195	5	41.6
15	Fox	DET	P	14	656	62	46.9	0	0	0	1	9	79	7	41.2
16	Gillan	NYG	P	16	727	69	45.4	2	0	1	0	8	31	5	41.0
17	Waitman	PIT	P	15	726	64	48.4	2	0	0	1	7	73	5	40.9
18	Anger	DAL	P	12	570	60	47.5	0	0	0	0	8	85	4	40.4
19	*Crawshaw	DEN	P	17	807	62	47.5	2	0	0	0	7	82	10	40.3
20	Taylor	CHI	P	17	802	62	47.2	1	0	2	4	10	122	4	38.8
21	Evans	LAR	P	13	612	68	47.1	1	0	1	2	6	88	7	38.8
22	Dickson	SEA	P	14	673	58	48.1	2	0	1	2	6	94	5	38.5
23	Baringer	NE	P	13	644	71	49.5	1	0	1	2	6	125	4	38.4
24	Pinion	ATL	P	11	465	59	42.3	0	0	0	2	7	60	5	36.8
25	Cole	LV	P	14	717	60	51.2	2	0	0	2	9	169	1	36.3
26	Bojorquez	CLE	P	20	925	58	46.3	3	1	2	4	9	130	9	35.0
27	*Kroeger	NO	P	16	758	61	47.4	2	1	2	2	8	151	5	33.4
28	Dixon	TB	P	16	730	62	45.6	2	2	2	2	6	99	3	32.8
29	Morstead	SF	P	11	488	54	44.4	0	0	0	0	5	130	5	32.5
30	Martin	CAR	P	12	547	60	45.6	1	0	2	1	7	203	6	27.0

2025 NATIONAL FOOTBALL LEAGUE

2025 NATIONAL FOOTBALL LEAGUE

NFL PUNT RETURN LEADERS

RANK	PLAYER	TEAM	POS	RET	FC	YDS	AVG	LONG	TD
1	M. Jones	NE	CB	7	2	202	28.9	87t	1
2	Washington	JAX	WR	6	1	130	21.7	87t	1
3	*Horton	SEA	WR	8	5	166	20.8	95t	1
4	K. Johnson	TB	WR	10	2	159	15.9	54	0
5	Shaheed	NO	WR	6	5	91	15.2	40	0
6	*Lane	WAS	WR	12	2	177	14.8	90t	1
7	Mims	DEN	WR	9	7	127	14.1	32	0
8	Dortch	ARI	WR	6	3	82	13.7	29	0
9	*Wester	BAL	WR	5	2	60	12.0	23	0
10	Duvernay	CHI	WR	9	3	103	11.4	22	0
11	Remigio	KC	WR	6	1	68	11.3	25	0
12	*Noel	HOU	WR	10	3	113	11.3	53	0
13	*Price	MIN	WR	14	0	155	11.1	29	0
14	Raymond	DET	WR	11	2	114	10.4	65t	1
15	Smith	LAR	WR	9	6	88	9.8	20	0
16	Carter	CLE	WR	6	5	56	9.3	15	0
17	Olszewski	NYG	WR	10	2	93	9.3	21	0
18	Moore	SF	WR	9	1	82	9.1	18	0
19	Tucker	LV	WR	5	4	45	9.0	15	0
20	Codrington	BUF	CB	7	3	37	5.3	15	0
21	*Golden	GB	WR	6	1	28	4.7	11	0
22	*Etienne	CAR	RB	5	0	18	3.6	12	0

2025 NATIONAL FOOTBALL LEAGUE

NFL KICKOFF RETURN LEADERS

RANK	PLAYER	TEAM	POS	RET	YDS	AVG	LONG	TD
1	Samuel	WAS	WR	6	221	36.8	69	0
2	McCaffrey	WAS	WR	9	285	31.7	58	0
3	Davis	NYJ	RB	11	323	29.4	41	0
4	Gibson	NE	RB	10	293	29.3	90t	1
5	Codrington	BUF	CB	9	261	29.0	41	0
6	Gipson	NYJ-NYG-PHI	WR	5	142	28.4	40	0
7	*Burden	CHI	WR	8	223	27.9	44	0
8	Mims	DEN	WR	9	248	27.6	32	0
9	Moore	SF	WR	6	165	27.5	31	0
10	*B. Smith	KC	RB	7	192	27.4	37	0
11	Laube	LV	RB	8	219	27.4	38	0
12	Gould	IND	WR	10	272	27.2	39	0
13t	Remigio	KC	WR	7	187	26.7	47	0
13t	Singletary	NYG	RB	7	187	26.7	33	0
15	Eskridge	MIA	WR	11	293	26.6	54	0
16	Hill	BAL	RB	5	133	26.6	30	0
17	Tracy	NYG	RB	5	132	26.4	30	0
18	*Noel	HOU	WR	5	131	26.2	34	0
19	Holani	SEA	RB	8	207	25.9	33	0
20	*Harvey	DEN	RB	6	155	25.8	29	0
21	Gainwell	PIT	RB	5	129	25.8	33	0
22	Duvernay	CHI	WR	11	280	25.5	34	0
23	Dortch	ARI	WR	9	228	25.3	33	0
24	Turpin	DAL	WR	16	405	25.3	45	0
25	Ali	BAL	RB	12	303	25.3	43	0
26	*Dike	TEN	WR	21	530	25.2	71	0
27t	Agnew	ATL	WR	5	126	25.2	29	0
27t	M. Washington	MIA	WR	10	252	25.2	34	0
29	Miller	NO	RB	14	352	25.1	43	0
30	Carter	CLE	WR	11	274	24.9	32	0
31	Jones	NO	RB	7	174	24.9	30	0
32	Z. White	LV	RB	6	149	24.8	31	0
33	Saylors	DET	RB	9	223	24.8	31	0
34	*S. Williams	GB	WR	7	171	24.4	35	0
35	Corum	LAR	RB	8	195	24.4	30	0
36	Perine	CIN	RB	10	242	24.2	37	0
37	Dowdle	CAR	RB	6	145	24.2	30	0
38t	*Johnson	PIT	RB	8	190	23.8	29	0
38t	Tucker	TB	RB	12	285	23.8	35	0
40	Haskins	LAC	RB	6	141	23.5	29	0
41	*Price	MIN	WR	12	281	23.4	32	0
42	Jones	CIN	WR	8	179	22.4	30	0
43	*Henderson	NE	RB	6	131	21.8	23	0
44	*Etienne	CAR	RB	8	171	21.4	35	0

2025 NATIONAL FOOTBALL LEAGUE

NFL KICKOFF RETURN LEADERS

RANK	PLAYER	TEAM	POS	RET	YDS	AVG	LONG	TD
45t	Bigsby	JAX-PHI	RB	6	126	21.0	31	0
45t	Tolbert	DAL	WR	5	105	21.0	30	0
47	Brooks	ATL	CB	5	95	19.0	25	0
48	Metchie	PHI	WR	7	120	17.1	26	0

2025 NATIONAL FOOTBALL LEAGUE

2025 NATIONAL FOOTBALL LEAGUE

NFL INTERCEPTION LEADERS

RANK	PLAYER	TEAM	POS	INT	YARDS	AVG	LONG	TD
1t	Byard	CHI	FS	3	47	15.7	35	0
1t	Lloyd	JAX	LB	3	30	10.0	22	0
3t	Battle	CIN	SAF	2	6	3.0	4	0
3t	Bryant	SEA	SAF	2	43	21.5	28	0
3t	Bynum	IND	SAF	2	14	7.0	14	0
3t	Curl	LAR	SAF	2	0	0.0	0	0
3t	Edmunds	CHI	MLB	2	0	0.0	0	0
3t	E. Jones	SEA	LB	2	36	18.0	29	0
3t	Joseph	DET	SAF	2	0	0.0	0	0
3t	Kendrick	SEA	CB	2	0	0.0	0	0
3t	Lewis	JAX	CB	2	6	3.0	6	0
3t	Phillips	NYG	CB	2	56	28.0	56	0
3t	*Watts	ATL	SAF	2	0	0.0	0	0
14t	Barton	TEN	LB	1	0	0.0	0	0
14t	Baun	PHI	LB	1	0	0.0	0	0
14t	Bernard	BUF	LB	1	24	24.0	24	0
14t	Bishop	BUF	SAF	1	4	4.0	4	0
14t	*Bowman	ATL	SAF	1	0	0.0	0	0
14t	Browning	ARI	LB	1	4	4.0	4	0
14t	*J. Campbell	PHI	LB	1	0	0.0	0	0
14t	Chenal	KC	LB	1	0	0.0	0	0
14t	Crosby	LV	DE	1	19	19.0	19	0
14t	Dean	TB	CB	1	55	55.0	55t	1
14t	Delpit	CLE	SAF	1	25	25.0	25	0
14t	Durant	LAR	CB	1	0	0.0	0	0
14t	Echols	PIT	CB	1	0	0.0	0	0
14t	Elliott	PIT	SAF	1	-4	-4.0	-4	0
14t	Hawkins	NE	SAF	1	1	1.0	1	0
14t	Henley	LAC	LB	1	8	8.0	8	0
14t	Herbig	PIT	LB	1	41	41.0	41	0
14t	D. Hill	CIN	CB	1	0	0.0	0	0
14t	Ja. Horn	CAR	CB	1	10	10.0	10	0
14t	D. Jackson	LAC	CB	1	0	0.0	0	0
14t	M. Jackson	CAR	CB	1	54	54.0	54	0
14t	Jefferson	LAC	SS	1	0	0.0	0	0
14t	Jobe	SEA	CB	1	0	0.0	0	0
14t	An. Johnson	JAX	SAF	1	0	0.0	0	0
14t	B. Jones	DEN	SAF	1	0	0.0	0	0
14t	*Knight	CIN	LB	1	0	0.0	0	0
14t	Latu	IND	DE	1	6	6.0	6	0
14t	Lawrence	NYG	DT	1	37	37.0	37	0
14t	Mapu	NE	LB	1	20	20.0	20	0
14t	McCreary	TEN	CB	1	0	0.0	0	0
14t	McKinney	GB	SAF	1	0	0.0	0	0
14t	Metellus	MIN	SAF	1	0	0.0	0	0
14t	Moore	IND	CB	1	32	32.0	32t	1
14t	*Mukuba	PHI	SAF	1	41	41.0	41	0
14t	Murray	JAX	SS	1	12	12.0	12	0
14t	Oluokun	JAX	LB	1	0	0.0	0	0
14t	Pitre	HOU	SAF	1	0	0.0	0	0
14t	Pola-Mao	LV	SAF	1	0	0.0	0	0
14t	Ramsey	PIT	CB	1	2	2.0	2	0
14t	Reed	DET	CB	1	34	34.0	34	0
14t	Rodgers	MIN	CB	1	87	87.0	87t	1
14t	Roland-Wallace	KC	CB	1	23	23.0	23	0

2025 NATIONAL FOOTBALL LEAGUE

NFL INTERCEPTION LEADERS

RANK	PLAYER	TEAM	POS	INT	YARDS	AVG	LONG	TD
14t	Sainristil	WAS	CB	1	23	23.0	23	0
14t	*Sanker	NO	SAF	1	0	0.0	0	0
14t	Smith-Wade	CAR	CB	1	11	11.0	11t	1
14t	Spillane	NE	LB	1	37	37.0	37	0
14t	Stevenson	CHI	CB	1	3	3.0	3	0
14t	Stingley	HOU	CB	1	20	20.0	20	0
14t	Taylor-Demerson	ARI	SAF	1	18	18.0	18	0
14t	Turner	CIN	CB	1	7	7.0	7	0
14t	Ward	CLE	CB	1	13	13.0	13	0
14t	J. Watson	KC	CB	1	0	0.0	0	0
14t	Watt	PIT	OLB	1	13	13.0	13	0
14t	Wiggins	BAL	CB	1	61	61.0	61	0
14t	E. Williams	GB	SAF	1	0	0.0	0	0
14t	Wilson	DAL	SAF	1	0	0.0	0	0
14t	Wingard	JAX	SAF	1	39	39.0	39	0
14t	Wonnum	CAR	LB	1	0	0.0	0	0
14t	Woods	TEN	FS	1	16	16.0	16	0
14t	N. Wright	CHI	CB	1	74	74.0	74t	1

2025 NATIONAL FOOTBALL LEAGUE

NFL SACK LEADERS

RANK	PLAYER	TEAM	POS	SACKS
1t	Burns	NYG	LB	5.0
1t	Young	LAR	LB	5.0
3t	Bonitto	DEN	LB	4.5
3t	Gary	GB	DE	4.5
3t	Granderson	NO	DE	4.5
6t	Garrett	CLE	DE	4.0
6t	Hunter	HOU	DE	4.0
6t	Hutchinson	DET	DE	4.0
6t	Tuipulotu	LAC	LB	4.0
10t	Landry	NE	LB	3.5
10t	Muhammad	DET	DE	3.5
12t	Anderson	HOU	DE	3.0
12t	Armstrong	WAS	DE	3.0
12t	Campbell	ARI	DE	3.0
12t	Chubb	MIA	OLB	3.0
12t	Karlaftis	KC	DE	3.0
12t	Laulu	LV	DT	3.0
12t	Redmond	MIN	DL	3.0
12t	Sweat	ARI	OLB	3.0
12t	Watt	PIT	OLB	3.0
21t	Armstead	JAX	DT	2.5
21t	Chaisson	NE	LB	2.5
21t	Cooper	DEN	LB	2.5
21t	Z. Harrison	ATL	DE	2.5
21t	Herbig	PIT	LB	2.5
21t	Jordan	NO	DE	2.5
21t	Murphy	SEA	DT	2.5
21t	Parsons	GB	LB	2.5
21t	Thibodeaux	NYG	LB	2.5
21t	Williams	SEA	DE	2.5
31t	Bosa	BUF	DE-LB	2.0
31t	Bosa	SF	DE	2.0
31t	Crosby	LV	DE	2.0
31t	Dodson	MIA	LB	2.0
31t	Franklin-Myers	DEN	DE	2.0
31t	Hargrave	MIN	NT	2.0
31t	Hendrickson	CIN	DE	2.0
31t	Henley	LAC	LB	2.0
31t	Houston	DAL	DE	2.0
31t	Huff	SF	DE	2.0
31t	D. Jones	BUF	DT	2.0
31t	Lewis	IND	DE	2.0
31t	Madubuike	BAL	DT	2.0
31t	McCullough	LAR	SAF	2.0
31t	McDonald	NYJ	DE	2.0
31t	Nwosu	SEA	LB	2.0
31t	Ojomo	PHI	DT	2.0
31t	T. Robinson	BAL	LB	2.0
31t	Simmons	TEN	DT	2.0
31t	Strnad	DEN	LB	2.0
31t	Tranquill	KC	LB	2.0
31t	Van Ginkel	MIN	OLB	2.0
31t	Vea	TB	DT	2.0
31t	Verse	LAR	LB	2.0
31t	Wagner	WAS	MLB	2.0

2025 NATIONAL FOOTBALL LEAGUE

NFL SACK LEADERS

RANK	PLAYER	TEAM	POS	SACKS
31t	Walker	JAX	DE	2.0
31t	M. Williams	NE	DE	2.0
31t	Wilson	LV	DE	2.0
31t	Wyatt	GB	DT	2.0

2025 NATIONAL FOOTBALL LEAGUE

NFL LEADERS IN FUMBLE RECOVERIES

RANK	PLAYER	TEAM	POS	TOTAL	OWN TEAM	OPP TEAM
1t	Landman	LAR	LB	2	0	2
1t	Mahomes	KC	QB	2	2	0
1t	McCarthy	MIN	QB	2	2	0
1t	Stafford	LAR	QB	2	2	0
1t	Ca. Williams	CHI	QB	2	2	0
1t	Wilson	NYG	QB	2	2	0
7t	Adebawore	IND	DT	1	0	1
7t	Agnew	ATL	WR	1	1	0
7t	Allen	MIN	DE	1	0	1
7t	Allen	BUF	QB	1	1	0
7t	*Allen	JAX	RB	1	1	0
7t	*Barron	DEN	CB	1	0	1
7t	Barton	TB	OT	1	1	0
7t	Benson	ARI	RB	1	0	1
7t	Bernard	BUF	LB	1	0	1
7t	Bosa	SF	DE	1	0	1
7t	Brandel	MIN	OG	1	1	0
7t	C. Brown	CIN	RB	1	1	0
7t	Brown	BUF	OT	1	1	0
7t	Butler	LV	DT	1	0	1
7t	Calcaterra	PHI	TE	1	1	0
7t	Campbell	DET	LB	1	0	1
7t	*Campbell	NE	OT	1	1	0
7t	Carter	CLE	WR	1	1	0
7t	Codrington	BUF	CB	1	1	0
7t	Collins	ARI	LB	1	0	1
7t	Davis	NO	OLB	1	0	1
7t	Davis	LAC	WR	1	1	0
7t	Deablo	ATL	LB	1	0	1
7t	Epenesa	BUF	DE	1	0	1
7t	Fiske	LAR	DE	1	0	1
7t	Fitzpatrick	MIA	FS	1	0	1
7t	Ford	ATL	CB	1	0	1
7t	Froholdt	ARI	C	1	1	0
7t	Gainwell	PIT	RB	1	1	0
7t	Gibbs	DET	RB	1	1	0
7t	*Gordon	MIA	RB	1	1	0
7t	Hamilton	WAS	CB	1	1	0
7t	Hellams	ATL	SAF	1	0	1
7t	Hill	BAL	RB	1	1	0
7t	Houston	DAL	DE	1	0	1
7t	Howard	IND	CB	1	0	1
7t	Hunt	KC	RB	1	1	0
7t	Hunter	HOU	DE	1	0	1
7t	Hurts	PHI	QB	1	1	0
7t	L. Jackson	BAL	QB	1	1	0
7t	T. Jackson	MIN	SAF	1	0	1
7t	Jacobs	GB	RB	1	1	0
7t	B. Jones	DEN	SAF	1	0	1
7t	B. Jones	PIT	OT	1	1	0
7t	Jones	CIN	WR	1	1	0
7t	Jones	SF	QB	1	1	0
7t	Joseph-Day	TEN	DE	1	0	1
7t	Kelly	LV	CB	1	0	1
7t	*Lane	WAS	WR	1	1	0

2025 NATIONAL FOOTBALL LEAGUE

NFL LEADERS IN FUMBLE RECOVERIES

RANK	PLAYER	TEAM	POS	TOTAL	OWN TEAM	OPP TEAM
7t	Lawrence	JAX	QB	1	1	0
7t	Lewis	JAX	CB	1	0	1
7t	Lloyd	JAX	LB	1	0	1
7t	*Mausi	TEN	LB	1	0	1
7t	Maye	NE	QB	1	1	0
7t	Mayfield	TB	QB	1	1	0
7t	McCaffrey	SF	RB	1	1	0
7t	McCoy	NO	C	1	1	0
7t	Mitchell	PHI	CB	1	0	1
7t	*Monangai	CHI	RB	1	1	0
7t	Moore	SF	WR	1	1	0
7t	Nowaske	DET	LB	1	0	1
7t	Okudah	MIN	CB	1	0	1
7t	Oliver	MIN	TE	1	1	0
7t	Oluokun	JAX	LB	1	0	1
7t	Pacheco	KC	RB	1	1	0
7t	Paul	MIA	OT	1	1	0
7t	Penix	ATL	QB	1	1	0
7t	Peppers	PIT	FS	1	0	1
7t	Ja. Phillips	MIA	LB	1	0	1
7t	Prescott	DAL	QB	1	1	0
7t	Raimann	IND	OT	1	1	0
7t	Reed	DET	CB	1	0	1
7t	Richardson	CAR	SAF	1	0	1
7t	Ringo	PHI	CB	1	0	1
7t	Robinson	ATL	RB	1	1	0
7t	Rodgers	MIN	CB	1	0	1
7t	Ruiz	NO	OG	1	1	0
7t	Samuel	WAS	WR	1	1	0
7t	Saubert	SEA	TE	1	1	0
7t	*Sigle	SF	SAF	1	0	1
7t	Skinner	DEN	SAF	1	0	1
7t	Skowronek	PIT	WR	1	0	1
7t	Slay	PIT	CB	1	0	1
7t	G. Smith	LV	QB	1	1	0
7t	Smith	BAL	ILB	1	0	1
7t	Tagovailoa	MIA	QB	1	1	0
7t	*M. Taylor	NYJ	TE	1	1	0
7t	Thomas	NYG	OT	1	1	0
7t	Thornhill	PIT	SAF	1	1	0
7t	*Trader	MIA	SAF	1	0	1
7t	Tranquill	KC	LB	1	0	1
7t	Vea	TB	DT	1	0	1
7t	Wallace	BAL	WR	1	1	0
7t	Ward	MIN	SAF	1	0	1
7t	Warner	SF	MLB	1	0	1
7t	Watt	PIT	OLB	1	0	1
7t	Werner	NO	LB	1	0	1
7t	White	TB	RB	1	1	0
7t	Wilson	NYJ	WR	1	1	0
7t	P. Wilson	PIT	LB	1	0	1
7t	Wingard	JAX	SAF	1	0	1

2025 NATIONAL FOOTBALL LEAGUE

NFL LEADERS IN RECOVERIES OF FUMBLES BY OWN TEAM

RANK	PLAYER	TEAM	POS	REC	YARDS	AVG	LONG	TD
1t	Mahomes	KC	QB	2	0	0.0	0	0
1t	McCarthy	MIN	QB	2	0	0.0	0	0
1t	Stafford	LAR	QB	2	0	0.0	0	0
1t	Ca. Williams	CHI	QB	2	0	0.0	0	0
1t	Wilson	NYG	QB	2	0	0.0	0	0
6t	Agnew	ATL	WR	1	0	0.0	0	0
6t	Allen	BUF	QB	1	0	0.0	0	0
6t	*Allen	JAX	RB	1	0	0.0	0	0
6t	Barton	TB	OT	1	0	0.0	0	0
6t	Brandel	MIN	OG	1	0	0.0	0	0
6t	C. Brown	CIN	RB	1	0	0.0	0	0
6t	Brown	BUF	OT	1	0	0.0	0	0
6t	Calcaterra	PHI	TE	1	0	0.0	0	0
6t	*Campbell	NE	OT	1	0	0.0	0	0
6t	Carter	CLE	WR	1	0	0.0	0	0
6t	Codrington	BUF	CB	1	0	0.0	0	0
6t	Davis	LAC	WR	1	0	0.0	0	0
6t	Froholdt	ARI	C	1	0	0.0	0	0
6t	Gainwell	PIT	RB	1	0	0.0	0	0
6t	Gibbs	DET	RB	1	0	0.0	0	0
6t	*Gordon	MIA	RB	1	0	0.0	0	0
6t	Hamilton	WAS	CB	1	3	3.0	3	0
6t	Hill	BAL	RB	1	0	0.0	0	0
6t	Hunt	KC	RB	1	0	0.0	0	0
6t	Hurts	PHI	QB	1	-3	-3.0	-3	0
6t	L. Jackson	BAL	QB	1	0	0.0	0	0
6t	Jacobs	GB	RB	1	0	0.0	0	0
6t	B. Jones	PIT	OT	1	6	6.0	6	0
6t	Jones	CIN	WR	1	0	0.0	0	0
6t	Jones	SF	QB	1	0	0.0	0	0
6t	*Lane	WAS	WR	1	0	0.0	0	0
6t	Lawrence	JAX	QB	1	0	0.0	0	0
6t	Maye	NE	QB	1	0	0.0	0	0
6t	Mayfield	TB	QB	1	0	0.0	0	0
6t	McCaffrey	SF	RB	1	0	0.0	0	0
6t	McCoy	NO	C	1	0	0.0	0	0
6t	*Monangai	CHI	RB	1	1	1.0	1	0
6t	Moore	SF	WR	1	0	0.0	0	0
6t	Oliver	MIN	TE	1	0	0.0	0	0
6t	Pacheco	KC	RB	1	0	0.0	0	0
6t	Paul	MIA	OT	1	0	0.0	0	0
6t	Penix	ATL	QB	1	0	0.0	0	0
6t	Prescott	DAL	QB	1	0	0.0	0	0
6t	Raimann	IND	OT	1	0	0.0	0	0
6t	Robinson	ATL	RB	1	0	0.0	0	0
6t	Ruiz	NO	OG	1	0	0.0	0	0
6t	Samuel	WAS	WR	1	0	0.0	0	0
6t	Saubert	SEA	TE	1	0	0.0	0	0
6t	G. Smith	LV	QB	1	0	0.0	0	0
6t	Tagovailoa	MIA	QB	1	0	0.0	0	0
6t	*M. Taylor	NYJ	TE	1	0	0.0	0	0
6t	Thomas	NYG	OT	1	0	0.0	0	0
6t	Thornhill	PIT	SAF	1	0	0.0	0	0
6t	Wallace	BAL	WR	1	0	0.0	0	0
6t	White	TB	RB	1	0	0.0	0	0

2025 NATIONAL FOOTBALL LEAGUE

NFL LEADERS IN RECOVERIES OF FUMBLES BY OWN TEAM

RANK	PLAYER	TEAM	POS	REC	YARDS	AVG	LONG	TD
6t	Wilson	NYJ	WR	1	0	0.0	0	0

2025 NATIONAL FOOTBALL LEAGUE

NFL LEADERS IN RECOVERIES OF FUMBLES BY OPPOSING TEAM

RANK	PLAYER	TEAM	POS	REC	YARDS	AVG	LONG	TD
1	Landman	LAR	LB	2	0	0.0	0	0
2t	Adebawore	IND	DT	1	0	0.0	0	0
2t	Allen	MIN	DE	1	0	0.0	0	0
2t	*Barron	DEN	CB	1	0	0.0	0	0
2t	Benson	ARI	RB	1	0	0.0	0	0
2t	Bernard	BUF	LB	1	0	0.0	0	0
2t	Bosa	SF	DE	1	0	0.0	0	0
2t	Butler	LV	DT	1	0	0.0	0	0
2t	Campbell	DET	LB	1	2	2.0	2	0
2t	Collins	ARI	LB	1	3	3.0	3t	1
2t	Davis	NO	OLB	1	0	0.0	0	0
2t	Deablo	ATL	LB	1	0	0.0	0	0
2t	Epenesa	BUF	DE	1	0	0.0	0	0
2t	Fiske	LAR	DE	1	0	0.0	0	0
2t	Fitzpatrick	MIA	FS	1	0	0.0	0	0
2t	Ford	ATL	CB	1	0	0.0	0	0
2t	Hellams	ATL	SAF	1	0	0.0	0	0
2t	Houston	DAL	DE	1	0	0.0	0	0
2t	Howard	IND	CB	1	2	2.0	2	0
2t	Hunter	HOU	DE	1	0	0.0	0	0
2t	T. Jackson	MIN	SAF	1	9	9.0	9	0
2t	B. Jones	DEN	SAF	1	0	0.0	0	0
2t	Joseph-Day	TEN	DE	1	0	0.0	0	0
2t	Kelly	LV	CB	1	3	3.0	3	0
2t	Lewis	JAX	CB	1	0	0.0	0	0
2t	Lloyd	JAX	LB	1	2	2.0	2	0
2t	*Mausi	TEN	LB	1	0	0.0	0	0
2t	Mitchell	PHI	CB	1	6	6.0	6	0
2t	Nowaske	DET	LB	1	0	0.0	0	0
2t	Okudah	MIN	CB	1	0	0.0	0	0
2t	Oluokun	JAX	LB	1	0	0.0	0	0
2t	Peppers	PIT	FS	1	0	0.0	0	0
2t	Ja. Phillips	MIA	LB	1	4	4.0	4	0
2t	Reed	DET	CB	1	3	3.0	3	0
2t	Richardson	CAR	SAF	1	0	0.0	0	0
2t	Ringo	PHI	CB	1	0	0.0	0	0
2t	Rodgers	MIN	CB	1	66	66.0	66t	1
2t	*Sigle	SF	SAF	1	0	0.0	0	0
2t	Skinner	DEN	SAF	1	0	0.0	0	0
2t	Skowronek	PIT	WR	1	0	0.0	0	0
2t	Slay	PIT	CB	1	-6	-6.0	-6	0
2t	Smith	BAL	ILB	1	63	63.0	63t	1
2t	*Trader	MIA	SAF	1	0	0.0	0	0
2t	Tranquill	KC	LB	1	0	0.0	0	0
2t	Vea	TB	DT	1	0	0.0	0	0
2t	Ward	MIN	SAF	1	0	0.0	0	0
2t	Warner	SF	MLB	1	0	0.0	0	0
2t	Watt	PIT	OLB	1	0	0.0	0	0
2t	Werner	NO	LB	1	0	0.0	0	0
2t	P. Wilson	PIT	LB	1	0	0.0	0	0
2t	Wingard	JAX	SAF	1	0	0.0	0	0

2025 NATIONAL FOOTBALL LEAGUE

NFL OFFENSIVE RANKS

BAL	BUF	CIN	CLE	DEN	HOU	IND	JAX	KC	LAC	LV	MIA	NE	NYJ	PIT	TEN		ARI	ATL	CAR	CHI	DAL	DET	GB	LAR	MIN	NO	NYG	PHI	SEA	SF	TB	WAS
13	2	32	27	9	25	3	10	16t	8	18	26	14	21	29	31	TotYd/G	28	7	24	19	1	6	11	4	23	22	20	30	16t	5	15	12
2	4	31	29	10	23	1	18	20	9	15	16	11	17	25	32	TotYd/P	26	14	27	19	6	5	12	3	21	28	24	30	8	13	22	7
9	1	32	30	5	23	8	4	19	21	15	27	25	3	31	29	RusYd/G	22	7	26	24	12	6	14	13	20	10t	17	16	18	28	10t	2
1	7	32	27	5	20	13	6	19	10	15	8	24	3	30	22	RusAvg	14	18	23	25	4	9	26	12	11	16t	21	29	28	31	16t	2
18t	6	30	20	16	23	4	18t	12	5	14	22	7	29	26	32	PasYd/G	28	9	21	11	1	10	8	3	24	27	17	31	13	2	15	25
10	3	28	30	16	18	1	24	17	14	13	19	8	25	15	32	PasAvg	29	9	27	11	12	6	5	4	21	31	22	26	2	7	20	23
7	4	30	29	26	23	15	25	2	18	32	28	13	8	24	12	%PasInt	21	19	17	11	22	14	5	10	31	9	20	1	16	27	3	6
31	12	29	11	2	22	4	1	9	19	24	17	28	27	20	30	Sac/PasP	26	6	8	10	5	3	18	15	32	16	25	23	14	7	13	21
22	2	31t	24t	10t	30	3	19	10t	7t	24t	29	13t	13t	28	31t	1D/G	26t	7t	17t	20t	1	10t	9	5	26t	6	13t	23	17t	4	13t	20t
12	7	23	21	16	31	14	26	15	5	24t	2	10	29	18	32	3D Eff	19	8t	20	4	6	11	1	13	30	24t	28	8t	17	3	22	27
28t	7t	1t	20	25t	5	7t	14t	3	10t	24	22t	4	14t	28t	25t	4D Eff	1t	22t	21	25t	10t	6	10t	14t	10t	32	28t	9	28t	14t	14t	14t
12t	29	8t	27	10	16	25	3	15	19	24	2	1	12t	31	5	PR Avg	11	28	32	14	20	18	30	21	17	7	22	26	4	23	6	8t
13	6	28	26	7	24	4	27	5	21	14	11	8	3	23	16	KR Avg	18	31	30	9	25	15	12	17	19	20	10	32	2	22	29	1
4	30	2	29	15	18	7	10	22t	8	6	16	9	17	11	13	GPunAvg	5	31	25	19	14	24	3	20	22t	27	26	1	12	28	32	21
2	25	9	28	20	8	1	14	6	11	27	7	24	4	18	13	NPunAvg	3	26	32	21	19	16	12	22	5	29	17	15	23	31	30	10
3	2	30	31	16t	29	4	16t	14t	20	24	21	10t	19	16t	32	Pts/G	22	25	26	12	5	1	9	13	10t	28	27	7	6	23	14t	8
1t	11	1t	29t	17t	17t	10	15t	25	1t	23t	1t	17t	1t	12t	29t	FG%	17t	26t	14	12t	1t	26t	23t	17t	1t	32	1t	1t	15t	17t	26t	31

NFL DEFENSIVE RANKS

BAL	BUF	CIN	CLE	DEN	HOU	IND	JAX	KC	LAC	LV	MIA	NE	NYJ	PIT	TEN		ARI	ATL	CAR	CHI	DAL	DET	GB	LAR	MIN	NO	NYG	PHI	SEA	SF	TB	WAS
31	11	30	1	10	5t	17	15	14	3	21	26	16	20	28	25	TotYd/G	23	2	19	27	32	12	8	9	7	18	29	22	13	5t	4	24
25	15	26	1	8	7	20	13	16	4	21	30	22	17	24	29	TotYd/P	14	9	28	32	31	12	2	10	11	19	27	18	3	6	5	23
27	31	26	1	11	12	8t	4	22	16	13	30	2t	25	19	28	RusYd/G	8t	15	23	32	20	7	2t	10	24	18	29	21	6	17	5	14
23	30	21	1	16	18	20	8	28	19	14	29	2t	15	17	25	RusAvg	11	24	27	32	12	7	5	9	22	13	31	26	4	10	2t	6
31	1	30	4	9t	7	21	24	8	5	23	20	26	14	29	22	PasYd/G	28	2	12	19	32	13	16	9t	3	15	25	17t	17t	6	11	27
20	1	22	10	6	5	18	15	14	2	21	31	28	25	26	27	PasAvg	16	3	23	29	32	19	4	11	9	24	13	17	7	8	12	30
29	16	6	17	27	21	8	2	10	14	20	30t	11t	30t	4	13	%PasInt	23	7	5	1	28	9	22	11t	18	24	19	15	3	30t	26	25
31	10	27	4	3	11	18	24	12	6	21	17	14	22	7	30	Sac/PasP	23	9	32	25	28	1	19	2	5	8	20	29	16	26	15	13
30t	10t	30t	1	10t	7t	21t	15	16t	3	4	27	16t	23	28t	24t	1D/G	26	2	5	19t	28t	7t	12t	12t	7t	24t	32	19t	18	6	12t	21t
24	25	30	28	4t	13	21	29	9	17	20	31	19	12	23	16	3D Eff	11	10	15	1	32	22	4t	8	6t	27	26	14	18	2	3	6t
27	21t	10t	10t	1t	10t	10t	6t	6t	20	23t	28	4	31t	21t	23t	4D Eff	14	29	15t	18t	23t	6t	18t	30	1t	1t	31t	5	15t	26	9	15t
3	13	18	23	19	12	1	6	15	22	28	14	30	2	16	9	PR Avg	8	10	32	21	17	11	20	24	7	29	4	26	25	31	27	5
18	25	20	15	29	9	13	14	7	22t	30	32	8	22t	19	31	KR Avg	12	24	2	17	10	16	28	1	11	27	5	3	4	26	21	6
1	23	12	30	28	3	22	10	24	13	7	32	8	5	9	11	GPunAvg	16	20	18	26	6	27	15	31	21	4	17	2	14	19	29	25
3t	26	9	29	17	7	28	6	15	24	21	2	1	16	19	22	NPunAvg	12	31	30	18	25	27	23	32	10t	8	20	13	3t	14	10t	5
32	17	27	24	2t	1	12	5	8	4	22	26	10t	28t	21	28t	Pts/G	6	14	19	25	31	15t	13	10t	9	30	23	15t	2t	7	20	18
10t	27t	15t	19	27t	1	2	15t	27t	27t	15t	24	3t	26	15t	10t	FG%	14	25	6t	6t	27t	10t	6t	27t	10t	22t	22t	9	5	3t	20t	20t
19t	3	31	29	5	15	4	6	8t	13	25	28	8t	27	19t	32	PPG Diff	16	21	24	22	23	1	10t	12	7	30	26	10t	2	17	18	14
25	2	32	11	8	17	6	13	14	5	18	29	15	22	30	31	Yd/G Diff	27	1	23	24	19	7	9	3	16	21	26	28	12	4	10	20

***LAST WEEK'S
GAME BOOK***

National Football League Game Summary

NFL Copyright © 2025 by The National Football League. All rights reserved. This summary and play-by-play is for the express purpose of assisting media in their coverage of the game; any other use of this material is prohibited without the written permission of the National Football League.

Date: Sunday, 9/28/2025

Los Angeles Chargers at New York Giants

Start Time: 1:02 PM EDT

at MetLife Stadium, East Rutherford, NJ

Game Day Weather

Game Weather: Fair
Open Stadium on Field Turf Core

Temp: 81° F (27.2° C) Humidity: 53%, Wind: W mph

Officials

Referee: Hochuli, Shawn (83)
Line Judge: Podraza, Tim (47)
Back Judge: Russell, Jimmy (82)

Umpire: Smith, Larry (0)
Field Judge: Ledet, Jason (72)
Replay Official: Nicholson, James (0)

Down Judge: Holt, Patrick (106)
Side Judge: Quirk, Jim (5)

Lineups

Los Angeles Chargers

New York Giants

Offense		Defense	
WR 1	Q.Johnston	OLB 48	B.Dupree
LT 76	J.Alt	DL 91	D.Hand
LG 77	Z.Johnson	DL 90	T.Tart
C 75	B.Bozeman	OLB 45	T.Tuipulotu
RG 68	J.Salyer	LB 0	D.Henley
RT 79	T.Pipkins	LB 43	T.Dye
TE 83	T.Conklin	CB 26	D.Jackson
WR 15	L.McConkey	CB 29	T.Still
QB 10	J.Herbert	DB 2	E.Molden
FB 44	S.Matlock	S 32	A.Gilman
RB 8	O.Hampton	S 3	D.James

Offense		Defense	
WR 1	M.Nabers	OLB 5	K.Thibodeaux
TE 84	T.Johnson	DL 91	D.Alexander
LT 78	A.Thomas	DL 97	D.Lawrence
LG 76	J.Runyan	DT 95	R.Robertson-Harris
C 61	J.Schmitz	OLB 0	B.Burns
RG 74	G.Van Roten	ILB 58	B.Okereke
RT 72	J.Eluemunor	LB 53	D.Muasau
WR 17	W.Robinson	CB 28	C.Flott
WR 18	D.Slayton	CB 21	P.Adebo
QB 6	J.Dart	S 27	T.Nubin
RB 44	C.Skattebo	S 8	J.Holland

Substitutions

Substitutions

WR 9 T.Harris, K 11 C.Dicker, WR 13 K.Allen, P 16 J.Scott, CB 20 C.Hart, S 23 T.Jefferson, CB 24 B.St-Juste, RB 28 H.Haskins, RB 30 K.Vidal, DB 36 J.Taylor, S 40 K.Williamson, LS 41 R.Lovato, TE 42 T.Fisk, OLB 50 C.Murphy, LB 53 D.Phillips, OLB 54 K.Kennard, LB 58 M.Wax, T 67 F.Sarell, T 74 A.Deculus, C 78 A.James, WR 84 K.Lambert-Smith, TE 86 O.Gadsden, DL 92 J.Eboigbe, DL 96 N.Jones, DT 99 J.Caldwell

CB 2 D.Banks, QB 3 R.Wilson, P 12 J.Gillan, WR 13 J.Hyatt, CB 22 A.Phillips, CB 23 A.Green, S 24 D.Belton, RB 26 D.Singleary, CB 31 N.Jones, LB 33 D.Flannigan-Fowles, OLB 45 T.Fox, LB 47 N.Hewitt, LB 51 A.Carter, LB 54 S.Bozeman, OL 55 J.Hudson, LS 59 C.Kreiter, OL 64 A.Stinnie, OL 65 A.Schlottmann, WR 80 G.Olszewski, WR 81 B.Collins, TE 82 D.Bellinger, TE 85 C.Manhertz, DL 90 E.Garcia, DL 98 D.Davidson, K 99 J.McAtamney

Did Not Play

Did Not Play

QB 5 T.Lance

OL 71 M.Mbow

Not Active

Not Active

WR 12 D.Davis, S 27 R.Mickens, CB 46 N.Reed, G 73 M.Becton, TE 89 W.Dissly, DL 93 O.Ogbonnia

3QB 19 J.Winston, RB 29 T.Tracy, S 34 B.Brade, DL 57 C.Golston, OL 73 E.Neal, TE 86 T.Fidone, DL 93 R.Nunez-Roches

Field Goals (made () & missed)

	C.Dicker (43)	J.McAtamney (22) (31)	1	2	3	4	OT	Total
VISITOR: Los Angeles Chargers			0	10	8	0	0	18
HOME: New York Giants			7	6	8	0	0	21

Scoring Plays

Team	Qtr	Time	Play Description (Extra Point) (Drive Info)	Visitor	Home
Giants	1	9:20	J.Dart 15 yd. run (J.McAtamney kick) (9-89, 4:17)	0	7
Giants	2	13:47	J.McAtamney 22 yd. Field Goal (4--1, 1:46)	0	10
Chargers	2	8:06	C.Dicker 43 yd. Field Goal (10-40, 5:41)	3	10
Giants	2	1:52	J.McAtamney 31 yd. Field Goal (15-47, 6:14)	3	13
Chargers	2	0:27	Q.Johnston 36 yd. pass from J.Herbert (C.Dicker kick) (8-75, 1:25)	10	13
Giants	3	2:49	T.Johnson 3 yd. pass from J.Dart (C.Skattebo run) (2-3, 0:44)	10	21
Chargers	3	1:27	O.Hampton 54 yd. run (J.Herbert run) (3-66, 1:22)	18	21

Paid Attendance: 81,954

Time: 3:13

Los Angeles Chargers vs New York Giants
9/28/2025 at MetLife Stadium

Final Individual Statistics

Los Angeles Chargers

New York Giants

RUSHING							RUSHING						
	ATT	YDS	AVG	LG	TD		ATT	YDS	AVG	LG	TD		
O.Hampton	12	128	10.7	54	1	C.Skattebo	25	79	3.2	16	0		
J.Herbert	1	24	24.0	24	0	J.Dart	10	54	5.4	15	1		
						D.Singletery	7	28	4.0	8	0		
Total	13	152	11.7	54	1	Total	42	161	3.8	16	1		

PASSING									PASSING								
	ATT	CMP	YDS	SK/YD	TD	LG	IN	RT		ATT	CMP	YDS	SK/YD	TD	LG	IN	RT
J.Herbert	41	23	203	2/17	1	36	2	57.3	J.Dart	20	13	111	5/25	1	18	0	96.0
									R.Wilson	1	1	8	1/5	0	8	0	100.0
Total	41	23	203	2/17	1	36	2	57.3	Total	21	14	119	6/30	1	18	0	97.1

PASS RECEIVING							PASS RECEIVING						
	TAR	REC	YDS	AVG	LG	TD		TAR	REC	YDS	AVG	LG	TD
Q.Johnston	13	8	98	12.3	36	1	D.Slayton	4	3	44	14.7	18	0
K.Allen	7	5	37	7.4	10	0	T.Johnson	5	3	17	5.7	10	1
O.Hampton	5	5	37	7.4	19	0	W.Robinson	5	3	14	4.7	8	0
O.Gadsden	3	2	16	8.0	11	0	M.Nabers	3	2	20	10.0	13	0
L.McConkey	6	1	11	11.0	11	0	C.Skattebo	2	2	11	5.5	7	0
T.Conklin	1	1	3	3.0	3	0	D.Bellinger	1	1	13	13.0	13	0
S.Matlock	1	1	1	1.0	1	0							
T.Harris	1	0	0	0.0	0	0							
T.Fisk	1	0	0	0.0	0	0							
Total	38	23	203	8.8	36	1	Total	20	14	119	8.5	18	1

INTERCEPTIONS							INTERCEPTIONS						
	NO	YDS	AVG	LG	TD		NO	YDS	AVG	LG	TD		
Total	0	0	0	0	0	A.Phillips	1	56	56.0	56	0		
						D.Lawrence	1	37	37.0	37	0		
						Total	2	93	46.5	56	0		

PUNTING								PUNTING							
	NO	YDS	AVG	NET	TB	IN20	LG		NO	YDS	AVG	NET	TB	IN20	LG
J.Scott	5	244	48.8	46.0	0	3	60	J.Gillan	5	244	48.8	43.8	0	3	69
Total	5	244	48.8	46.0	0	3	60	Total	5	244	48.8	43.8	0	3	69

PUNT RETURNS							PUNT RETURNS						
	NO	YDS	AVG	FC	LG	TD		NO	YDS	AVG	FC	LG	TD
T.Still	4	25	6.3	0	11	0	G.Olszewski	2	14	7.0	1	14	0
L.McConkey	0	0	0.0	1	0	0	[DOWNED]	1	0	0.0	0	0	0
							[OUT OF BOUNDS]	1	0	0.0	0	0	0
Total	4	25	6.3	1	11	0	Total	2	14	7.0	1	14	0

KICKOFF RETURNS							KICKOFF RETURNS						
	NO	YDS	AVG	FC	LG	TD		NO	YDS	AVG	FC	LG	TD
K.Lambert-Smith	2	48	24.0	0	25	0	D.Banks	2	54	27.0	0	33	0
K.Vidal	1	25	25.0	0	25	0	D.Singletery	2	53	26.5	0	31	0
[TOUCHBACK]	2	0	0.0	0	0	0							
Total	3	73	24.3	0	25	0	Total	4	107	26.8	0	33	0

Los Angeles Chargers

FUMBLES											
	FUM	LOST	OWN-REC	YDS	TD	FORCED	OPP-REC	YDS	TD	OUT-BDS	
T.Tuipulotu	0	0	0	0	0	1	0	0	0	0	
Total	0	0	0	0	0	1	0	0	0	0	

New York Giants

FUMBLES											
	FUM	LOST	OWN-REC	YDS	TD	FORCED	OPP-REC	YDS	TD	OUT-BDS	
R.Wilson	1	0	1	0	0	0	0	0	0	0	
J.Dart	1	0	0	-4	0	0	0	0	0	0	
A.Thomas	0	0	1	0	0	0	0	0	0	0	
Total	2	0	2	-4	0	0	0	0	0	0	

Los Angeles Chargers vs New York Giants
9/28/2025 at MetLife Stadium

Final Team Statistics

	Visitor Chargers	Home Giants
TOTAL FIRST DOWNS	17	20
By Rushing	6	11
By Passing	8	6
By Penalty	3	3
THIRD DOWN EFFICIENCY	4-12-33.3%	7-15-46.7%
FOURTH DOWN EFFICIENCY	0-0-0.0%	0-1-0.0%
TOTAL NET YARDS	338	250
Total Offensive Plays (inc. times thrown passing)	56	69
Average gain per offensive play	6.0	3.6
NET YARDS RUSHING	152	161
Total Rushing Plays	13	42
Average gain per rushing play	11.7	3.8
Tackles for a loss-number and yards	1-1	3-6
NET YARDS PASSING	186	89
Times thrown - yards lost attempting to pass	2-17	6-30
Gross yards passing	203	119
PASS ATTEMPTS-COMPLETIONS-HAD INTERCEPTED	41-23-2	21-14-0
Avg gain per pass play (inc.# thrown passing)	4.3	3.3
KICKOFFS Number-In End Zone-Touchbacks	4-0-0	5-2-2
PUNTS Number and Average	5-48.8	5-48.8
Had Blocked	0	0
FGs - PATs Had Blocked	0-0	0-0
Net Punting Average	46.0	43.8
TOTAL RETURN YARDAGE (Not Including Kickoffs)	25	107
No. and Yards Punt Returns	4-25	2-14
No. and Yards Kickoff Returns	3-73	4-107
No. and Yards Interception Returns	0-0	2-93
PENALTIES Number and Yards	14-107	8-43
FUMBLES Number and Lost	0-0	2-0
TOUCHDOWNS	2	2
Rushing	1	1
Passing	1	1
EXTRA POINTS Made-Attempts	2-2	2-2
Kicking Made-Attempts	1-1	1-1
Rushing Made-Attempts	1-1	1-1
FIELD GOALS Made-Attempts	1-1	2-2
RED ZONE EFFICIENCY	0-1-0%	2-5-40%
GOAL TO GO EFFICIENCY	0-0-0%	1-3-33%
SAFETIES	0	0
FINAL SCORE	18	21
TIME OF POSSESSION	24:32	35:28

Ball Possession And Drive Chart

Los Angeles Chargers

#	Time Recd	Time Lost	Time Poss	How Ball Obtained	Drive Began	# Play	Yds Gain	Yds Pen	Net Yds	1st Down	Last Scrm	How Given Up
1	15:00	13:37	1:23	Kickoff	LAC 35	3	8	-5	3	0	LAC 38	Punt
2	9:20	5:32	3:48	Kickoff	LAC 26	8	29	0	29	2	NYG 45	Punt
3	1:56	0:33	1:23	Punt	LAC 33	4	12	0	12	1	LAC 45	Interception
4	13:47	8:06	5:41	Kickoff	LAC 35	10	60	-20	40	4	* NYG 25	Field Goal
5	1:52	0:27	1:25	Kickoff	LAC 25	8	70	5	75	4	NYG 36	Touchdown
6	10:50	6:51	3:59	Punt	LAC 5	6	38	-10	28	1	LAC 33	Punt
7	5:09	3:33	1:36	Punt	LAC 41	3	4	0	4	0	LAC 45	Interception
8	2:49	1:27	1:22	Kickoff	LAC 34	3	66	0	66	2	LAC 46	Touchdown
9	12:16	11:23	0:53	Punt	LAC 9	3	8	0	8	0	LAC 17	Punt
10	5:36	2:52	2:44	Downs	LAC 4	7	21	5	26	2	LAC 30	Punt
11	0:18	0:00	0:18	Punt	LAC 16	2	22	0	22	1	LAC 16	End of Game

(263) Average LAC 24

New York Giants

#	Time Recd	Time Lost	Time Poss	How Ball Obtained	Drive Began	# Play	Yds Gain	Yds Pen	Net Yds	1st Down	Last Scrm	How Given Up
1	13:37	9:20	4:17	Punt	NYG 11	9	75	14	89	6	* LAC 15	Touchdown
2	5:32	1:56	3:36	Punt	NYG 1	6	19	0	19	1	NYG 20	Punt
3	0:33	13:47	1:46	Interception	LAC 3	4	4	-5	-1	0	* LAC 4	Field Goal
4	8:06	1:52	6:14	Kickoff	NYG 40	15	35	12	47	4	* LAC 13	Field Goal
5	0:27	0:00	0:27	Kickoff	NYG 29	1	7	0	7	0	NYG 29	End of Half
6	15:00	10:50	4:10	Kickoff	NYG 25	8	30	-10	20	2	NYG 45	Punt
7	6:51	5:09	1:42	Punt	NYG 4	3	-3	0	-3	0	NYG 1	Punt
8	3:33	2:49	0:44	Interception	LAC 3	2	3	0	3	1	* LAC 3	Touchdown
9	1:27	12:16	4:11	Kickoff	NYG 39	7	21	0	21	2	LAC 40	Punt
10	11:23	5:36	5:47	Punt	LAC 48	10	39	6	45	3	* LAC 3	Downs
11	2:52	0:18	2:34	Punt	NYG 26	6	16	5	21	1	NYG 47	Punt

(421) Average NYG 38

* inside opponent's 20

Time of Possession by Quarter

Visitor	Home	1st	2nd	3rd	4th	OT	Total
Los Angeles Chargers	New York Giants	6:34	7:06	6:57	3:55		24:32
		8:26	7:54	8:03	11:05		35:28

Kickoff Drive No.-Start Average

Chargers: 5 - LAC 31

Giants: 4 - NYG 33

Play By Play

First Quarter

9/28/2025

NYG wins the coin toss and elects to defer. LAC elects to Receive, and NYG elects to defend the south goal.

J.McAtamney kicks 65 yards from NYG 35 to end zone, Touchback to the LAC 35.

Los Angeles Chargers at 15:00

- 1-10-LAC 35 (15:00) *PENALTY on LAC-T.Pipkins, False Start, 5 yards, enforced at LAC 35 - No Play.*
- 1-15-LAC 30 (15:00) (Shotgun) J.Herbert pass short middle to K.Allen to LAC 39 for 9 yards (D.Muasau; B.Okereke).
- 2-6-LAC 39 (14:28) (Shotgun) O.Hampton left tackle to LAC 38 for -1 yards (D.Lawrence).
- 3-7-LAC 38 (13:48) (Shotgun) J.Herbert pass incomplete short right to L.McConkey.
- 4-7-LAC 38 (13:44) J.Scott punts 51 yards to NYG 11, Center-R.Lovato, fair catch by G.Olszewski.

New York Giants at 13:37

- 1-10-NYG 11 (13:37) (Shotgun) C.Skattebo left tackle to NYG 16 for 5 yards (B.Dupree).
- 2-5-NYG 16 (13:12) (No Huddle, Shotgun) J.Dart pass incomplete deep left to M.Nabers.
PENALTY on LAC-T.Still, Defensive Pass Interference, 14 yards, enforced at NYG 16 - No Play. X1
- 1-10-NYG 30 (13:07) (Shotgun) C.Skattebo left tackle to NYG 32 for 2 yards (D.Hand).
- 2-8-NYG 32 (12:42) (No Huddle, Shotgun) J.Dart pass short left to M.Nabers to NYG 39 for 7 yards (C.Hart).
- 3-1-NYG 39 (12:14) (No Huddle, Shotgun) C.Skattebo up the middle to NYG 43 for 4 yards (J.Caldwell). R2
- 1-10-NYG 43 (11:51) (No Huddle, Shotgun) C.Skattebo up the middle to LAC 41 for 16 yards (A.Gilman; E.Molden). R3
- 1-10-LAC 41 (11:10) (Shotgun) J.Dart right tackle to LAC 32 for 9 yards (E.Molden).
- 2-1-LAC 32 (10:41) (No Huddle, Shotgun) J.Dart left guard to LAC 28 for 4 yards (C.Murphy). R4
- 1-10-LAC 28 (10:05) (No Huddle, Shotgun) J.Dart pass short middle to M.Nabers to LAC 15 for 13 yards (D.Henley). P5
- 1-10-LAC 15 (9:25) (Shotgun) J.Dart up the middle for 15 yards, TOUCHDOWN. R6
J.McAtamney extra point is GOOD, Center-C.Kreiter, Holder-J.Gillan.

Timeout at 09:20.

LAC 0 NYG 7, 9 plays, 89 yards, 1 penalty, 4:17 drive, 5:40 elapsed

J.McAtamney kicks 64 yards from NYG 35 to LAC 1. K.Vidal to LAC 26 for 25 yards (D.Belton; A.Green).

Los Angeles Chargers at 9:20, (1st play from scrimmage 9:15)

- 1-10-LAC 26 (9:15) (Shotgun) J.Herbert pass incomplete short right to O.Gadsden [B.Burns].
- 2-10-LAC 26 (9:10) (Shotgun) J.Herbert pass short right to Q.Johnston to LAC 30 for 4 yards (T.Nubin).
- 3-6-LAC 30 (8:29) (Shotgun) J.Herbert pass incomplete deep left to Q.Johnston (D.Lawrence).
PENALTY on NYG-J.Holland, Illegal Contact, 5 yards, enforced at LAC 30 - No Play. X1
- 1-10-LAC 35 (8:23) O.Hampton right guard to LAC 40 for 5 yards (D.Muasau).
PENALTY on LAC-Z.Johnson, Offensive Holding, 10 yards, enforced at LAC 35 - No Play.
- 1-20-LAC 25 (8:02) (Shotgun) J.Herbert pass short right to O.Hampton pushed ob at LAC 27 for 2 yards (T.Nubin).
- 2-18-LAC 27 (7:23) (Shotgun) J.Herbert sacked at LAC 26 for -1 yards (K.Thibodeaux).
- 3-19-LAC 26 (6:41) (Shotgun) J.Herbert scrambles left tackle ran ob at 50 for 24 yards (J.Holland). LAC-J.Alt was injured during the play. R2
- 1-10-50 (6:13) J.Herbert pass incomplete short right to K.Allen [A.Carter].
- 2-10-50 (6:08) (Shotgun) J.Herbert pass short left to T.Conklin to NYG 43 for 7 yards (T.Nubin).
PENALTY on NYG-B.Okereke, Defensive Offside, 5 yards, enforced at 50 - No Play.
- 2-5-NYG 45 (5:56) (Shotgun) J.Herbert pass incomplete short right to Q.Johnston.
- 3-5-NYG 45 (5:52) (Shotgun) J.Herbert pass incomplete deep right to L.McConkey (A.Phillips).
- 4-5-NYG 45 (5:47) J.Scott punts 44 yards to NYG 1, Center-R.Lovato, downed by LAC-B.St-Juste.

Timeout at 05:32.

** Injury Update: LAC-J.Alt return is Questionable.

New York Giants at 5:32

- 1-10-NYG 1 (5:32) D.Singleary up the middle to NYG 2 for 1 yard (T.Dye; D.Jackson).
- 2-9-NYG 2 (4:56) D.Singleary left tackle to NYG 5 for 3 yards (D.James).
- 3-6-NYG 5 (4:10) (Shotgun) J.Dart pass deep right to D.Slayton to NYG 23 for 18 yards (B.St-Juste). P7
- 1-10-NYG 23 (3:31) (Shotgun) J.Dart pass short left to W.Robinson to NYG 23 for no gain (T.Still).
- 2-10-NYG 23 (2:52) (Shotgun) J.Dart pass incomplete deep right to D.Slayton (B.St-Juste).
- 3-10-NYG 23 (2:46) (Shotgun) J.Dart sacked at NYG 20 for -3 yards (T.Tuipulotu).
- 4-13-NYG 20 (2:07) J.Gillan punts 58 yards to LAC 22, Center-C.Kreiter. T.Still to LAC 33 for 11 yards (D.Belton).

Los Angeles Chargers vs New York Giants at MetLife Stadium

Timeout at 01:56.

Los Angeles Chargers at 1:56

1-10-LAC 33 (1:56) J.Herbert pass short right to Q.Johnston pushed ob at LAC 41 for 8 yards (P.Adebo).

2-2-LAC 41 (1:24) (Shotgun) O.Hampton up the middle to LAC 45 for 4 yards (K.Thibodeaux).

1-10-LAC 45 (:49) J.Herbert pass incomplete short right.

2-10-LAC 45 (:43) (Shotgun) J.Herbert pass short right intended for T.Harris INTERCEPTED by D.Lawrence at LAC 40. D.Lawrence to LAC 3 for 37 yards (J.Herbert).

R3

New York Giants at 0:33

1-3-LAC 3 (:33) (Shotgun) PENALTY on NYG-G.Van Roten, False Start, 5 yards, enforced at LAC 3 - No Play.

1-8-LAC 8 (:33) (Shotgun) J.Dart right tackle to LAC 7 for 1 yard (D.Henley).

END OF QUARTER

	Score	Time Poss	First Downs				Efficiencies	
			R	P	X	T	3 Down	4 Down
Los Angeles Chargers	0	6:34	2	0	1	3	1/3	0/0
New York Giants	7	8:26	4	2	1	7	2/3	0/0

Second Quarter

9/28/2025

Play By Play

New York Giants continued.

- 2-7-LAC 7 (15:00) (Shotgun) C.Skattebo left tackle to LAC 3 for 4 yards (C.Hart).
- 3-3-LAC 3 (14:33) (No Huddle, Shotgun) C.Skattebo right tackle to LAC 4 for -1 yards (D.Hand, D.James).
- 4-4-LAC 4 (13:52) **J.McAtamney 22 yard field goal is GOOD, Center-C.Kreiter, Holder-J.Gillan.**

Timeout at 13:47.

LAC 0 NYG 10, 4 plays, -1 yards, 1:46 drive, 1:13 elapsed

J.McAtamney kicks 65 yards from NYG 35 to end zone, Touchback to the LAC 35.

Los Angeles Chargers at 13:47

- 1-10-LAC 35 (13:47) (Shotgun) O.Hampton right tackle to LAC 41 for 6 yards (T.Nubin; J.Holland).
- 2-4-LAC 41 (13:09) (Shotgun) O.Hampton left tackle pushed ob at LAC 46 for 5 yards (D.Banks). R4
- 1-10-LAC 46 (12:37) (Shotgun) J.Herbert pass short left to O.Hampton to NYG 42 for 12 yards (B.Okereke). P5
- 1-10-NYG 42 (11:58) (Shotgun) J.Herbert pass short right to L.McConkey to NYG 31 for 11 yards (P.Adebo; D.Muasau). P6
- 1-10-NYG 31 (11:12) (Shotgun) J.Herbert pass short middle to O.Gadsden to NYG 26 for 5 yards (T.Nubin).
- 2-5-NYG 26 (10:34) (Shotgun) J.Herbert pass short left to K.Allen pushed ob at NYG 20 for 6 yards (A.Phillips). P7
- 1-10-NYG 20 (10:00) O.Hampton left end pushed ob at NYG 14 for 6 yards (J.Holland).
PENALTY on LAC-L.McConkey, Illegal Block Above the Waist, 10 yards, enforced at NYG 20 - No Play.
- 1-20-NYG 30 (9:33) (Shotgun) J.Herbert pass short left to O.Hampton to NYG 34 for -4 yards (D.Muasau, B.Burns).
- 2-24-NYG 34 (8:50) (Shotgun) J.Herbert pass short left to O.Hampton pushed ob at NYG 15 for 19 yards (D.Belton).
- 3-5-NYG 15 (8:14) (Shotgun) J.Herbert pass incomplete short middle [A.Carter].
PENALTY on LAC-J.Herbert, Intentional Grounding, 10 yards, enforced at NYG 15.
- 4-15-NYG 25 (8:10) **C.Dicker 43 yard field goal is GOOD, Center-R.Lovato, Holder-J.Scott.**
PENALTY on LAC-A.Deculus, Unnecessary Roughness, 15 yards, enforced between downs.

Timeout at 08:06.

LAC 3 NYG 10, 10 plays, 40 yards, 5:41 drive, 6:54 elapsed

C.Dicker kicks 73 yards from LAC 20 to NYG 7. D.Banks to NYG 40 for 33 yards (M.Wax).

New York Giants at 8:06, (1st play from scrimmage 7:59)

- 1-10-NYG 40 (7:59) (Shotgun) C.Skattebo left tackle to NYG 45 for 5 yards (E.Molden; T.Dye).
- 2-5-NYG 45 (7:29) (No Huddle, Shotgun) J.Dart sacked at NYG 37 for -8 yards (T.Tuipulotu).
- 3-13-NYG 37 (6:48) (Shotgun) J.Dart pass short middle to D.Bellinger to NYG 49 for 12 yards (T.Dye; E.Molden). P8
New York Giants challenged the short of the line to gain ruling, and the play was REVERSED.
(Shotgun) J.Dart pass short middle to D.Bellinger to 50 for 13 yards (T.Dye; E.Molden).
- 1-10-50 (6:26) (Shotgun) J.Dart pass incomplete deep right to T.Johnson [T.Tuipulotu].
- 2-10-50 (6:21) (Shotgun) J.Dart pass short right to M.Nabers to LAC 43 for 7 yards (T.Jefferson).
Los Angeles Chargers challenged the pass completion ruling, and the play was REVERSED.
(Shotgun) J.Dart pass incomplete short right to M.Nabers.

Timeout at 06:18.

**** Injury Update: NYG-J.Holland return is Questionable.**

- 3-10-50 (6:18) (Shotgun) J.Dart pass incomplete deep right to M.Nabers. NYG-M.Nabers was injured during the play.
PENALTY on LAC-T.Dye, Defensive Offside, 5 yards, enforced at 50 - No Play.

Timeout at 06:12.

- 3-5-LAC 45 (6:12) (Shotgun) *PENALTY on NYG, Delay of Game, 5 yards, enforced at LAC 45 - No Play.*
- 3-10-50 (6:12) (Shotgun) J.Dart scrambles up the middle to LAC 39 for 11 yards (D.James). R9
- 1-10-LAC 39 (5:38) (Shotgun) J.Dart pass short right to C.Skattebo to LAC 35 for 4 yards (T.Dye).
- 2-6-LAC 35 (5:10) (No Huddle, Shotgun) J.Dart pass short left to T.Johnson to LAC 31 for 4 yards (D.James).
- 3-2-LAC 31 (4:42) (No Huddle, Shotgun) J.Dart left guard to LAC 27 for 4 yards (J.Eboigbe). R10
- 1-10-LAC 27 (4:14) (No Huddle, Shotgun) C.Skattebo up the middle to LAC 25 for 2 yards (T.Dye; J.Caldwell).
- 2-8-LAC 25 (3:45) (No Huddle, Shotgun) D.Singletary left tackle to LAC 24 for 1 yard (E.Molden; C.Hart).
- 3-7-LAC 24 (3:03) (No Huddle, Shotgun) J.Dart pass incomplete deep middle to D.Slayton.
PENALTY on LAC-D.Jackson, Defensive Pass Interference, 12 yards, enforced at LAC 24 - No Play. X11
- 1-10-LAC 12 (2:58) (Shotgun) C.Skattebo right guard to LAC 10 for 2 yards (T.Tuipulotu).
- 2-8-LAC 10 (2:26) (No Huddle, Shotgun) J.Dart sacked at LAC 13 for -3 yards (T.Tuipulotu).

Two-Minute Warning

Los Angeles Chargers vs New York Giants at MetLife Stadium

3-11-LAC 13 (2:00) (Shotgun) J.Dart pass incomplete short right.

4-11-LAC 13 **(1:56) J.McAtamney 31 yard field goal is GOOD, Center-C.Kreiter, Holder-J.Gillan.**

LAC 3 NYG 13, 15 plays, 47 yards, 2 penalties, 6:14 drive, 13:08 elapsed

J.McAtamney kicks 63 yards from NYG 35 to LAC 2. K.Lambert-Smith to LAC 25 for 23 yards (T.Fox).

Los Angeles Chargers at 1:52, (1st play from scrimmage 1:46)

1-10-LAC 25 (1:46) (Shotgun) J.Herbert pass short middle to Q.Johnston to LAC 36 for 11 yards (C.Flott). P8

1-10-LAC 36 (1:28) (No Huddle, Shotgun) J.Herbert pass short left to Q.Johnston to LAC 41 for 5 yards (C.Flott).

2-5-LAC 41 (1:02) (No Huddle, Shotgun) J.Herbert pass incomplete short right to L.McConkey [K.Thibodeaux].

3-5-LAC 41 (:59) (Shotgun) J.Herbert pass short right to K.Allen pushed ob at NYG 49 for 10 yards (C.Flott) [A.Carter]. P9

1-10-NYG 49 (:53) (Shotgun) J.Herbert pass short right to K.Allen to NYG 45 for 4 yards (B.Burns).

Timeout #1 by LAC at 00:48.

2-6-NYG 45 (:48) (Shotgun) J.Herbert pass incomplete short middle to L.McConkey (A.Phillips).

3-6-NYG 45 (:45) (Shotgun) J.Herbert pass short right to Q.Johnston to NYG 41 for 4 yards (A.Phillips).

Timeout #1 by NYG at 00:38.

4-2-NYG 41 (:38) (Shotgun) B.Bozeman to NYG 45 for -4 yards. FUMBLES, recovered by LAC-J.Herbert at NYG 45. J.Herbert pass intended for K.Allen INTERCEPTED by D.Banks at NYG 18. D.Banks to NYG 18 for no gain (K.Allen).

PENALTY on NYG-A.Carter; Defensive Offside, 5 yards, enforced at NYG 41 - No Play. X10

Timeout #2 by NYG at 00:34.

1-10-NYG 36 (:34) **(Shotgun) J.Herbert pass deep left to Q.Johnston for 36 yards, TOUCHDOWN.** P11

C.Dicker extra point is GOOD, Center-R.Lovato, Holder-J.Scott.

LAC 10 NYG 13, 8 plays, 75 yards, 1 penalty, 1:25 drive, 14:33 elapsed

C.Dicker kicks 58 yards from LAC 35 to NYG 7. D.Singletary to NYG 29 for 22 yards (H.Haskins; T.Dye).

New York Giants at 0:27, (1st play from scrimmage 0:20)

1-10-NYG 29 (:20) (Shotgun) C.Skattebo up the middle to NYG 36 for 7 yards (D.Henley).

END OF QUARTER

	Score	Time Poss	First Downs				Efficiencies	
			R	P	X	T	3 Down	4 Down
Los Angeles Chargers	10	7:06	1	6	1	8	1/3	0/0
New York Giants	13	7:54	2	1	1	4	3/5	0/0

Play By Play

Third Quarter

9/28/2025

NYG elects to Receive, and LAC elects to defend the North goal.

** Injury Update: LAC-J.Alt is Out of the game.

** Injury Update: NYG-M.Nabers is Out of the game.

** Injury Update: NYG-J.Dart return is Questionable.

C.Dicker kicks 61 yards from LAC 35 to NYG 4. D.Banks to NYG 25 for 21 yards (D.Phillips; M.Wax).

New York Giants at 15:00, (1st play from scrimmage 14:56)

- 1-10-NYG 25 (14:56) (Shotgun) C.Skattebo up the middle to NYG 29 for 4 yards (T.Dye; D.Hand). ** Injury Update: NYG-J.Dart has returned to the game. R12
- 2-6-NYG 29 (14:25) (Shotgun) C.Skattebo up the middle to NYG 36 for 7 yards (A.Gilman).
- 1-10-NYG 36 (14:03) (No Huddle, Shotgun) C.Skattebo left guard to NYG 42 for 6 yards (D.Henley).
- 2-4-NYG 42 (13:35) (No Huddle, Shotgun) C.Skattebo left guard to NYG 42 for no gain (T.Dye).
- 3-4-NYG 42 (13:01) (Shotgun) J.Dart scrambles left tackle to LAC 48 for 10 yards (A.Gilman). R13
- 1-10-LAC 48 (12:25) (No Huddle, Shotgun) J.Dart pass incomplete short middle to T.Johnson [T.Dye].
- 2-10-LAC 48 (12:22) (Shotgun) J.Dart scrambles right tackle to LAC 9 for 39 yards (C.Hart). NYG-J.Dart was injured during the play.
PENALTY on NYG-J.Schmitz, Offensive Holding, 10 yards, enforced at LAC 48 - No Play.
- 2-20-NYG 42 (11:52) (Shotgun) R.Wilson sacked at NYG 36 for -6 yards (T.Tuipulotu). FUMBLES (T.Tuipulotu) [T.Tuipulotu], and recovers at NYG 37.
Penalty on NYG, Illegal Formation, declined.
- 3-25-NYG 37 (11:33) R.Wilson pass short right to W.Robinson to NYG 45 for 8 yards (T.Jefferson).
- 4-17-NYG 45 (11:00) J.Gillan punts 46 yards to LAC 9, Center-C.Kreiter. T.Still to LAC 15 for 6 yards (C.Manhertz; N.Hewitt).
PENALTY on LAC-C.Hart, Offensive Holding, 4 yards, enforced at LAC 9.

Timeout at 10:50.

Los Angeles Chargers at 10:50

- 1-10-LAC 5 (10:50) J.Herbert pass short right to Q.Johnston pushed ob at LAC 13 for 8 yards (P.Adebo). ** Injury Update: NYG-J.Holland has returned to the game.
- 2-2-LAC 13 (10:16) (Shotgun) O.Hampton left guard to LAC 14 for 1 yard (D.Muasau).
- 3-1-LAC 14 (9:53) (No Huddle, Shotgun) O.Hampton right tackle to LAC 32 for 18 yards (D.Muasau; J.Holland). R12
- 1-10-LAC 32 (9:07) (Shotgun) J.Herbert pass incomplete short right to Q.Johnston.
- 2-10-LAC 32 (9:03) (Shotgun) J.Herbert pass short left to T.Conklin to LAC 35 for 3 yards (A.Carter).
- 3-7-LAC 35 (8:18) (Shotgun) *PENALTY on LAC-Z.Johnson, False Start, 5 yards, enforced at LAC 35 - No Play.*
- 3-12-LAC 30 (7:58) (Shotgun) *PENALTY on LAC-O.Gadsden, False Start, 5 yards, enforced at LAC 30 - No Play.*
- 3-17-LAC 25 (7:46) (Shotgun) J.Herbert pass short left to O.Hampton to LAC 33 for 8 yards (D.Banks).
- 4-9-LAC 33 (7:05) J.Scott punts 60 yards to NYG 7, Center-R.Lovato. G.Olszewski to NYG 22 for 15 yards (T.Tuipulotu).
PENALTY on NYG-N.Jones, Offensive Holding, 3 yards, enforced at NYG 7.
Penalty on NYG-S.Bozeman, Offensive Holding, declined.

Timeout at 06:51.

New York Giants at 6:51

- 1-10-NYG 4 (6:51) C.Skattebo right guard to NYG 5 for 1 yard (D.Hand). ** Injury Update: NYG-J.Dart has returned to the game.
- 2-9-NYG 5 (6:12) J.Dart FUMBLES (Aborted) at NYG 5, recovered by NYG-A.Thomas at NYG 1.
- 3-13-NYG 1 (5:28) (Shotgun) J.Dart pass incomplete short right to W.Robinson.
- 4-13-NYG 1 (5:24) J.Gillan punts 69 yards to LAC 30, Center-C.Kreiter. T.Still to LAC 41 for 11 yards (D.Belton; N.Jones).

Timeout at 05:09.

Los Angeles Chargers at 5:09

- 1-10-LAC 41 (5:09) O.Hampton left guard to LAC 44 for 3 yards (B.Okereke).
- 2-7-LAC 44 (4:26) (Shotgun) O.Hampton left tackle to LAC 45 for 1 yard (B.Burns).
- 3-6-LAC 45 (3:47) (Shotgun) J.Herbert pass short right intended for L.McConkey INTERCEPTED by A.Phillips [B.Burns] at NYG 41. A.Phillips to LAC 3 for 56 yards (K.Allen).
Penalty on LAC-T.Conklin, Offensive Pass Interference, declined.

New York Giants at 3:33

- 1-3-LAC 3 (3:33) (Shotgun) C.Skattebo up the middle to LAC 3 for no gain (B.Dupree; J.Caldwell).
- 2-3-LAC 3 (2:54) (Shotgun) **J.Dart pass short middle to T.Johnson for 3 yards, TOUCHDOWN.** P14
PENALTY on LAC-N.Jones, Unnecessary Roughness, 1 yard, enforced between downs.
TWO-POINT CONVERSION ATTEMPT. C.Skattebo rushes up the middle. ATTEMPT SUCCEEDS.

Timeout at 02:49.

Los Angeles Chargers vs New York Giants at MetLife Stadium

LAC 10 NYG 21, 2 plays, 3 yards, 0:44 drive, 12:11 elapsed

J.McAtamney kicks 56 yards from NYG 35 to LAC 9. K.Lambert-Smith to LAC 34 for 25 yards (D.Flannigan-Fowles).

Los Angeles Chargers at 2:49, (1st play from scrimmage 2:44)

1-10-LAC 34 (2:44) (Shotgun) J.Herbert pass short right to S.Matlock to LAC 35 for 1 yard (B.Burns).

2-9-LAC 35 (2:05) (Shotgun) J.Herbert pass short right to O.Gadsden pushed ob at LAC 46 for 11 yards (P.Adebo). P13

1-10-LAC 46 (1:37) (Shotgun) **O.Hampton right tackle for 54 yards, TOUCHDOWN.** R14

TWO-POINT CONVERSION ATTEMPT. J.Herbert rushes left tackle. ATTEMPT SUCCEEDS.

LAC 18 NYG 21, 3 plays, 66 yards, 1:22 drive, 13:33 elapsed

C.Dicker kicks 57 yards from LAC 35 to NYG 8. D.Singletary pushed ob at NYG 39 for 31 yards (D.Phillips).

New York Giants at 1:27, (1st play from scrimmage 1:20)

1-10-NYG 39 (1:20) (Shotgun) J.Dart pass short right to C.Skattebo to NYG 46 for 7 yards (D.Henley).

2-3-NYG 46 (:51) (No Huddle, Shotgun) C.Skattebo up the middle to LAC 49 for 5 yards (D.Hand; T.Dye). R15

1-10-LAC 49 (:19) (No Huddle, Shotgun) J.Dart sacked at NYG 45 for -6 yards (sack split by D.James and C.Murphy).

END OF QUARTER

		Time	First Downs				Efficiencies	
	Score	Poss	R	P	X	T	3 Down	4 Down
Los Angeles Chargers	18	6:57	2	1	0	3	1/3	0/0
New York Giants	21	8:03	3	1	0	4	1/3	0/0

Fourth Quarter

9/28/2025

Play By Play

New York Giants continued.

2-16-NYG 45	(15:00) (Shotgun) J.Dart pass short right to D.Slayton to LAC 38 for 17 yards (T.Jefferson).	P16
<u>1-10-LAC 38</u>	(14:30) (No Huddle) C.Skattebo right end to LAC 37 for 1 yard (T.Jefferson; D.Henley).	
2-9-LAC 37	(13:54) (No Huddle, Shotgun) J.Dart sacked at LAC 42 for -5 yards (J.Eboigbe).	
3-14-LAC 42	(13:09) (Shotgun) J.Dart scrambles right tackle to LAC 40 for 2 yards (B.Dupree).	
4-12-LAC 40	(12:24) J.Gillan punts 31 yards to LAC 9, Center-C.Kreiter, fair catch by L.McConkey.	

Timeout at 12:16.

Los Angeles Chargers at 12:16

1-10-LAC 9	(12:16) (Shotgun) J.Herbert pass incomplete short right to Q.Johnston [A.Carter].
2-10-LAC 9	(12:12) (Shotgun) J.Herbert pass short left to K.Allen pushed ob at LAC 17 for 8 yards (C.Flott).
3-2-LAC 17	(11:36) (Shotgun) J.Herbert pass incomplete short middle to K.Allen (A.Phillips) [A.Carter].
4-2-LAC 17	(11:31) J.Scott punts 31 yards to LAC 48, Center-R.Lovato, out of bounds.

New York Giants at 11:23

1-10-LAC 48	(11:23) (Shotgun) D.Singleary right guard to LAC 42 for 6 yards (D.Henley).	
2-4-LAC 42	(10:53) (No Huddle, Shotgun) D.Singleary right tackle to LAC 36 for 6 yards (D.Henley, T.Dye).	R17
<u>1-10-LAC 36</u>	(10:15) (No Huddle, Shotgun) J.Dart pass short right to D.Slayton to LAC 27 for 9 yards (T.Still; T.Jefferson).	
2-1-LAC 27	(9:45) (No Huddle, Shotgun) D.Singleary left tackle to LAC 19 for 8 yards (A.Gilman; D.James).	R18
<u>1-10-LAC 19</u>	(9:14) (No Huddle, Shotgun) J.Dart pass short right to W.Robinson pushed ob at LAC 13 for 6 yards (T.Dye; T.Still).	
2-4-LAC 13	(8:43) (No Huddle, Shotgun) D.Singleary right guard to LAC 10 for 3 yards (T.Jefferson; T.Tuipulotu). New York Giants challenged the short of the line to gain ruling, and the play was Upheld. The ruling on the field stands. (Timeout #1.)	
3-1-LAC 10	(8:18) (Shotgun) J.Dart right tackle to LAC 8 for 2 yards (T.Dye). <i>PENALTY on LAC-D.James, Defensive Offside, 6 yards, enforced at LAC 10 - No Play.</i>	X19
<u>1-4-LAC 4</u>	(7:51) (Shotgun) C.Skattebo left guard to LAC 1 for 3 yards (D.James).	
2-1-LAC 1	(7:06) (Shotgun) C.Skattebo up the middle to LAC 1 for no gain (T.Dye; D.James).	
3-1-LAC 1	(6:24) (Shotgun) J.Dart up the middle to LAC 3 for -2 yards (T.Tuipulotu).	
4-3-LAC 3	(5:44) (Shotgun) J.Dart pass incomplete short right to W.Robinson (A.Gilman).	

Los Angeles Chargers at 5:36

1-10-LAC 4	(5:36) O.Hampton left end to LAC 11 for 7 yards (D.Banks).	
2-3-LAC 11	(4:54) J.Herbert pass incomplete short middle to T.Fisk [B.Burns].	
3-3-LAC 11	(4:51) (Shotgun) O.Hampton left end pushed ob at LAC 40 for 29 yards (B.Okereke).	R15
<u>1-10-LAC 40</u>	(4:43) (Shotgun) J.Herbert pass incomplete deep left [K.Thibodeaux].	
2-10-LAC 40	(4:35) (Shotgun) J.Herbert pass incomplete deep middle to K.Lambert-Smith. <i>PENALTY on NYG-D.Banks, Defensive Holding, 5 yards, enforced at LAC 40 - No Play.</i>	X16
<u>1-10-LAC 45</u>	(4:29) (Shotgun) O.Hampton left guard to LAC 46 for 1 yard (D.Muasau; D.Belton).	
2-9-LAC 46	(3:49) (Shotgun) J.Herbert pass incomplete short left to Q.Johnston (D.Banks).	
3-9-LAC 46	(3:46) (Shotgun) J.Herbert sacked at LAC 30 for -16 yards (B.Burns).	
4-25-LAC 30	(3:03) J.Scott punts 58 yards to NYG 12, Center-R.Lovato. G.Olszewski to NYG 26 for 14 yards (H.Haskins).	

New York Giants at 2:52

1-10-NYG 26	(2:52) C.Skattebo left tackle to NYG 30 for 4 yards (J.Eboigbe). <i>PENALTY on LAC-D.Hand, Defensive Offside, 5 yards, enforced at NYG 26 - No Play.</i>	
1-5-NYG 31	(2:48) (Shotgun) C.Skattebo up the middle to NYG 34 for 3 yards (T.Tart). Timeout #1 by LAC at 02:42.	
2-2-NYG 34	(2:42) (Shotgun) C.Skattebo right tackle to NYG 31 for -3 yards (N.Jones, T.Tuipulotu). Timeout #2 by LAC at 02:38.	
3-5-NYG 31	(2:38) (Shotgun) J.Dart pass short middle to T.Johnson to NYG 41 for 10 yards (D.Henley). Timeout #3 by LAC at 02:34.	P20
<u>1-10-NYG 41</u>	(2:34) C.Skattebo left guard to NYG 46 for 5 yards (T.Dye).	

Two-Minute Warning

2-5-NYG 46	(2:00) C.Skattebo left guard to NYG 46 for no gain (T.Tuipulotu; N.Jones).
3-5-NYG 46	(1:14) C.Skattebo right tackle to NYG 47 for 1 yard (N.Jones). Timeout #2 by NYG at 00:31.

Los Angeles Chargers vs New York Giants at MetLife Stadium

4-4-NYG 47 (:31) J.Gillan punts 40 yards to LAC 13, Center-C.Kreiter. T.Still to LAC 16 for 3 yards (C.Manhertz).

Los Angeles Chargers at 0:18

1-10-LAC 16 (:18) (Shotgun) J.Herbert pass incomplete deep middle to Q.Johnston. NYG-T.Nubin was injured during the play.
Timeout #3 by NYG at 00:13.

2-10-LAC 16 (:13) (Shotgun) J.Herbert pass deep left to Q.Johnston to LAC 38 for 22 yards (C.Flott).

P17

END OF QUARTER

	Score	Time Poss	First Downs				Efficiencies	
			R	P	X	T	3 Down	4 Down
Los Angeles Chargers	18	3:55	1	1	1	3	1/3	0/0
New York Giants	21	11:05	2	2	1	5	1/4	0/1

Miscellaneous Statistics Report

Los Angeles Chargers vs New York Giants
9/28/2025 at MetLife Stadium

Ten Longest Plays for Los Angeles Chargers

Yards	Qtr	Play Start	Play Description
54	3	1-10-LAC 46	(1:37) (Shotgun) O.Hampton right tackle for 54 yards, TOUCHDOWN.
36	2	1-10-NYG 36	(:34) (Shotgun) J.Herbert pass deep left to Q.Johnston for 36 yards, TOUCHDOWN.
29	4	3-3-LAC 11	(4:51) (Shotgun) O.Hampton left end pushed ob at LAC 40 for 29 yards (B.Okereke).
24	1	3-19-LAC 26	(6:41) (Shotgun) J.Herbert scrambles left tackle ran ob at 50 for 24 yards (J.Holland). LAC-J.Alt was injured during the play.
22	4	2-10-LAC 16	(:13) (Shotgun) J.Herbert pass deep left to Q.Johnston to LAC 38 for 22 yards (C.Flott).
19	2	2-24-NYG 34	(8:50) (Shotgun) J.Herbert pass short left to O.Hampton pushed ob at NYG 15 for 19 yards (D.Belton).
18	3	3-1-LAC 14	(9:53) (No Huddle, Shotgun) O.Hampton right tackle to LAC 32 for 18 yards (D.Muasau; J.Holland).
12	2	1-10-LAC 46	(12:37) (Shotgun) J.Herbert pass short left to O.Hampton to NYG 42 for 12 yards (B.Okereke).
11	2	1-10-NYG 42	(11:58) (Shotgun) J.Herbert pass short right to L.McConkey to NYG 31 for 11 yards (P.Adebo; D.Muasau).
11	2	1-10-LAC 25	(1:46) (Shotgun) J.Herbert pass short middle to Q.Johnston to LAC 36 for 11 yards (C.Flott).

Ten Longest Plays for New York Giants

Yards	Qtr	Play Start	Play Description
18	1	3-6-NYG 5	(4:10) (Shotgun) J.Dart pass deep right to D.Slayton to NYG 23 for 18 yards (B.St-Juste).
17	4	2-16-NYG 45	(15:00) (Shotgun) J.Dart pass short right to D.Slayton to LAC 38 for 17 yards (T.Jefferson).
16	1	1-10-NYG 43	(11:51) (No Huddle, Shotgun) C.Skattebo up the middle to LAC 41 for 16 yards (A.Gilman; E.Molden).
15	1	1-10-LAC 15	(9:25) (Shotgun) J.Dart up the middle for 15 yards, TOUCHDOWN.
13	1	1-10-LAC 28	(10:05) (No Huddle, Shotgun) J.Dart pass short middle to M.Nabers to LAC 15 for 13 yards (D.Henley).
13	2	3-13-NYG 37	(6:48) (Shotgun) J.Dart pass short middle to D.Bellinger to NYG 49 for 12 yards (T.Dye; E.Molden).
11	2	3-10-50	(6:12) (Shotgun) J.Dart scrambles up the middle to LAC 39 for 11 yards (D.James).
10	3	3-4-NYG 42	(13:01) (Shotgun) J.Dart scrambles left tackle to LAC 48 for 10 yards (A.Gilman).
10	4	3-5-NYG 31	(2:38) (Shotgun) J.Dart pass short middle to T.Johnson to NYG 41 for 10 yards (D.Henley).
9	1	1-10-LAC 41	(11:10) (Shotgun) J.Dart right tackle to LAC 32 for 9 yards (E.Molden).

Touchdown Scoring Information

		Offense	Defense	Special Teams
VISITOR	Los Angeles Chargers	2	0	0
HOME	New York Giants	2	0	0

Player Scoring Information

Club	Player	TD	Rush TD	Rec TD	KO TD	Punt TD	Int TD	Fum TD	Misc TD	FG	XP	2Pt Rush	2Pt Rec	Sfty	Points
LAC	O.Hampton	0	1	0	0	0	0	0	0	0	0	0	0	0	6
LAC	Q.Johnston	0	0	1	0	0	0	0	0	0	0	0	0	0	6
LAC	C.Dicker	0	0	0	0	0	0	0	0	1	1	0	0	0	4
LAC	J.Herbert	0	0	0	0	0	0	0	0	0	0	1	0	0	2
NYG	J.McAtamney	0	0	0	0	0	0	0	0	2	1	0	0	0	7
NYG	J.Dart	0	1	0	0	0	0	0	0	0	0	0	0	0	6
NYG	T.Johnson	0	0	1	0	0	0	0	0	0	0	0	0	0	6
NYG	C.Skattebo	0	0	0	0	0	0	0	0	0	0	1	0	0	2

Possession Detail

	First Half		Second Half		Game	
	Visitor	Home	Visitor	Home	Visitor	Home
Largest Lead	0	10	0	11	0	11
Drives Leading	0	4	0	6	0	10
Time of Possession Leading	0:00	12:03	0:00	19:08	0:00	31:11
Largest Deficit	-10	0	-11	0	-11	0
Drives Trailing	4	0	6	0	10	0
Time of Possession Trailing	12:17	0:00	10:52	0:00	23:09	0:00
Times Score Tied Up		0		0		0
Lead Changes		1		0		1

A.James	C	2	8%	A.Schlottmann	OL	3	12%
F.Sarell	T	2	8%	A.Stinnie	OL	3	12%
				J.Hudson	OL	3	12%

***FEATURE
STORIES***

TABLE OF CONTENTS



Los Angeles Chargers	2
Former Chargers tight end Antonio Gates voted into Pro Football Hall of Fame	2
Chargers to host Week 1 game in São Paulo, Brazil.....	2
NFL's Global Markets Program adds four new clubs, two new markets in 2025.....	3
Joe Hortiz	3
'Let the draft come to you': Chargers' free-agency haul informed their NFL draft needs	3
Jim Harbaugh	4
Chargers' Jim Harbaugh says he had hip replacement, heart procedure during offseason	4
The many quirks of Jim Harbaugh: From saving a life to saving his pants	4
Jim Harbaugh's coaching evolution, from NCAA to the NFL	6
Jesse Minter	7
The making of Chargers DC Jesse Minter: 'He always wanted to be one step ahead'	7
Devin Woodhouse.....	11
Chargers vs. Chiefs a family affair with Andy Reid's son-in-law in L.A.'s corner.....	11
Keenan Allen	11
Ageless Keenan Allen on the verge of an incredible feat for Chargers	11
Why Keenan Allen's return to Chargers has been team's best offseason move.....	12
Keenan Allen is back: Why Chargers signed him now, and how he fits into WR room	13
Keenan Allen's journey back home to the Chargers	14
Oronde Gadsden II	16
Chargers' early riser Oronde Gadsden II making a good first impression.....	16
Omarion Hampton.....	16
The Inside Story of How the Chargers Drafted Omarion Hampton	16
Najee Harris.....	19
Najee Harris says Jim Harbaugh central to Chargers' signing.....	19
Daiyan Henley	20
Can Daiyan Henley be a key to Chargers' Super Bowl push?	20
Justin Herbert	20
'You gotta move on': Chargers' Justin Herbert focusing on future, not playoff failure	20
Tony Jefferson	21
Jim Harbaugh praises Tony Jefferson's leadership as Chargers bolster defense.....	21
Quentin Johnston.....	21
Chargers' Quentin Johnston looks to use past struggles as fuel in 2025.....	21
Khalil Mack	23
Khalil Mack 'couldn't give up on that dream' of winning with the Chargers	23
Ladd McConkey.....	23
How the Chargers' 'uncoverable' Ladd McConkey is poised to reach greater heights in Year 2.....	23
Jamaree Salyer.....	23
Chargers training camp, Day 10: Jamaree Salyer working with first team after weight-loss 'journey'	23

Los Angeles Chargers

Former Chargers tight end Antonio Gates voted into Pro Football Hall of Fame

By Josh Dubow
Associated Press
February 7, 2025

NEW ORLEANS — Former Chargers tight end Antonio Gates was voted into the Pro Football Hall of Fame in the smallest induction class in 20 years following offseason rule changes meant to make it harder to get inducted.

Gates, elected in his second year of eligibility, will be joined by defensive end Jared Allen, cornerback Eric Allen and wide receiver Sterling Sharpe.

Gates spent his entire 16-year career with the Chargers, becoming one of the best at his position with 116 touchdown catches. Gates played only basketball in college at Kent State, but the undrafted free agent and former power forward became the Chargers' franchise leader in receptions, yards receiving, and touchdown catches and was selected to eight Pro Bowls.

"The opportunity I got speaks volumes of how (the Chargers) believed in me," Gates said. "I'm happy it all paid off."

Gates, who has served as the Chargers' legends ambassador since retiring in 2018, was introduced in New Orleans' Saenger Theatre by his former Chargers teammate and fellow Hall of Famer, LaDainian Tomlinson.

"It's really so hard to describe in words," Gates told reporters after the announcement. "I'm so happy. It's like a world of weight off my shoulders. I finally made it. I finally reached the pinnacle of sports."

He became an All-Pro in just his second season in 2004. He was an All-Pro again the next two seasons and went on to have a 16-year career with the Chargers. Gates finished with 955 catches for 11,841 yards and an NFL record for tight ends with his 116 touchdown catches. He ranks seventh all-time in touchdown receptions.

Gates transferred to Kent State after Nick Saban, then the football coach at Michigan State, discouraged him from playing both sports for the Spartans. Gates helped the Golden Flashes reach the Elite Eight of the NCAA Tournament as a junior. He earned Associated Press All-American honorable mention accolades as a senior, averaging 20.6 points and 7.7 rebounds per game, but NFL scouts kept tabs on him and the rest is history.

"Antonio is an amazing human being who also happens to be one of the greatest players in NFL history. I'm thrilled to see him get the recognition he so deeply deserves," Chargers owner Dean Spanos said in a statement on the team's website. "To accomplish what Antonio has, never having played college football and going undrafted, is a testament to perseverance, hard work and maximizing your God-given ability. ... He redefined the tight end position in a way no one has since Kellen Winslow, and I can't wait to see him put on that

gold jacket for the first time this summer in Canton."

Gates will be the 12th Charger to be enshrined, joining wide receivers Lance Alworth and Charline Joiner, offensive tackle Ron Mix, coaches Sid Gillman and Don Coryell, quarterback Dan Fouts, tight end Kellen Winslow, defensive end Fred Dean, linebacker Junior Seau, Tomlinson (running back) and executive Bobby Beathard.

Sharpe got in as a seniors candidate in voting announced Thursday night at the NFL Honors and will join younger brother Shannon as the first siblings ever inducted into the Hall. Two-time Super Bowl MVP Eli Manning fell short and won't join older brother Peyton in Canton, Ohio, this year. Neither will former Rams receiver Torry Holt, who was a finalist for the sixth consecutive year.

Shannon delivered the news directly to Sterling, and they will be together forever at the Hall after the induction ceremony on Aug. 2.

"I don't think that has really set in yet," Sterling Sharpe said. "It's one of those situations where the closer it gets to having the same color jacket he has and standing in same place he stood and being able to have a conv about the journey to get there I think it will set in. But right now it hasn't hit home yet."

While the small class is a change from past years when at least seven people got inducted in each of the previous 12 classes, it isn't unprecedented.

There were only four inductees in the 2005 class and there were 18 other years with three or four inductees since the first class of 17 was enshrined in 1963.

"You almost appreciate it more," Jared Allen said. "Nothing comes easy. When I found out it was only four, it became more special. There's a true emphasis on what it means to be a Hall of Famer. Clearly we fit that. For me, it was kind of a sigh of relief."

New rules were instituted this year after a push by Hall of Famers to make the Hall more exclusive, and that led directly to the smaller class. The modern era candidates were voted from 15 down to seven in the final stage, instead of five in past years.

The 49 voters then got to vote for five of the seven with anyone reaching 80% or finishing in the top three getting into the Hall. In past years, the five finalists all got an up-or-down vote with all five getting in for the past 17 years.

The candidates from the seniors, coach and contributor categories were then all placed in a group with voters picking three. Candidates also needed 80% support with the top finisher automatically getting in even if he fell short.

Hall of Fame spokesman Rich Desrosiers said no decision was made on whether to keep this system in place for 2026 but said one year might be too soon to draw any conclusions.

Jared Allen was a four-time All-Pro who finished his career with 136 sacks, including a league-leading 22 in 2011 for Minnesota. He also led the league in sacks with 15½ for Kansas City in 2007 and reached double digits in seven straight seasons. His final game was a Super

Bowl loss for Carolina against Denver in the 2015 season.

Eric Allen starred for 14 seasons as a top cornerback in the NFL and never had to move to safety as he aged. Allen's career spanned from the "Fog Bowl" game in 1988 when he starred for Philadelphia as a rookie to the "Tuck Rule" game in the 2001 season for Oakland in his final game.

Allen finished with 54 interceptions, including eight returned for touchdowns. He was a first-team All-Pro in 1989 and had two other seasons as a second-team selection.

He got in on his 19th year of eligibility.

"Rarely does life play out like you want it to," Eric Allen said. "There's always some curves and bends. But time always reveals the truth. ... It took maybe time for people to see the complexity of my situation."

Sharpe had a short but productive career for the Green Bay Packers from 1988-94. His best season came in 1992, when he became the sixth player to win the receiving triple crown, setting an NFL record with 108 catches for 1,461 yards and 13 touchdowns.

He broke his own record with 112 catches in 1993 and led the NFL with 18 touchdown receptions in his final season, 1994, before a neck injury cut his career short.

Sharpe was a three-time All-Pro and had 595 catches for 8,134 yards and 65 TDs. He trailed only Jerry Rice over his seven-year career in receptions and TD catches.

The Sharpe brothers will join three father-son tandems in the Hall: Tim and Wellington Mara; Art Rooney Sr. and Dan Rooney; and Ed and Steve Sabol.

The four other modern-era candidates who reached the final stage but fell short were offensive tackle Willie Anderson, linebacker Luke Kuechly, kicker Adam Vinatieri and Holt. Those four automatically advance to the final 15 for next year's voting.

The other eight finalists who got cut earlier were Manning, offensive lineman Jahri Evans, receiver Steve Smith Sr., defensive end/linebacker Terrell Suggs, running back Fred Taylor, receiver Reggie Wayne, safety Darren Woodson and offensive lineman Marshal Yanda.

The seniors candidates who fell short were linebacker Maxie Baughan and offensive lineman Jim Tyrer, with Mike Holmgren falling short as the coach and Ralph Hay as the contributor.

Chargers to host Week 1 game in São Paulo, Brazil

By Kris Rhim
ESPN
February 19, 2025

LOS ANGELES -- The Chargers will host the NFL's second regular-season game in Brazil, the NFL announced Wednesday, making the franchise the first to play on five continents.

The Chargers will face an opponent to be announced in São Paulo on Friday, Sept. 5, the day after the NFL season kicks off on Thursday night.

This game will be the Chargers' first international competition since hosting the Kansas City Chiefs in Mexico City in 2019. The Bolts lost that game 24-19. L.A. has also played two games at London's Wembley Stadium, against the Tennessee Titans in 2018 and against New Orleans in 2008, as well as games in Tokyo, Berlin and Sydney.

"It's an honor to once again represent the NFL on an international stage," Chargers president of business operations A.G. Spanos wrote in a statement. "It's also a tremendous opportunity to help grow the game and bring the Chargers brand to millions of sports fans across Brazil and Latin America."

The NFL's first game in Brazil, which featured the Philadelphia Eagles against the Green Bay Packers last season, was overshadowed by poor field conditions. Players struggled to find their footing throughout the game at Brazil's Arena Corinthians, normally a soccer stadium. The Eagles won the game 34-29.

"I mean, y'all saw out there that it was kind of rough to get traction," Eagles quarterback Jalen Hurts said. "Definitely challenging on that field. It's not the type of field we're used to playing on."

Information from the Associated Press was used in this report.

NFL's Global Markets Program adds four new clubs, two new markets in 2025

NFL.com
March 31, 2025

The National Football League announced an expansion of its Global Markets Program (GMP), with four new clubs set to participate in 2025 and two new markets added.

Launched in 2022, the Global Markets Program awards NFL clubs international marketing rights to build brand awareness and fandom beyond the U.S., through fan engagement, events, commercial opportunities and NFL Flag development.

In total, 29 clubs will participate in the program across 21 international markets -- up from 25 clubs across 19 markets in 2024 -- as the NFL continues to prioritize global growth and connecting with more fans across markets around the world.

"The expansion of the Global Markets Program in 2025 reflects the NFL's continued focus to grow the game and connect with fans on a global scale," said Peter O'Reilly, NFL executive vice president, club business, major events and international. "With more clubs entering the program and existing clubs adding to their global rights, and as the program expands to new markets, we are seeing strong momentum and impact in growing fandom worldwide together."

Global Markets Program updates for 2025 include:

FOUR NEW CLUBS:

Baltimore Ravens: Granted rights in the United Kingdom.
Green Bay Packers: Granted rights across Germany, Ireland and the United Kingdom.
Los Angeles Chargers: Granted rights in Greece.
Washington Commanders: Granted rights in the United Arab Emirates.

TWO NEW MARKETS:

Greece: Los Angeles Chargers.
United Arab Emirates: Los Angeles Rams, San Francisco 49ers and Washington Commanders.
EXISTING EXPANSION: In 2025, nine clubs that currently hold GMP rights will expand to additional countries, acquiring between one and three territories per club (see full club rights chart below).

Arizona Cardinals: Adding Canada.
Detroit Lions: Adding Brazil.
Indianapolis Colts: Adding Switzerland (now across entire DACH region).
Kansas City Chiefs: Adding Spain, Ireland and United Kingdom.
Las Vegas Raiders: Adding Australia and New Zealand.
Los Angeles Rams: Adding United Arab Emirates.
Philadelphia Eagles: Adding Brazil.
San Francisco 49ers: Adding United Arab Emirates.
Seattle Seahawks: Adding Australia and New Zealand.
NFL clubs can apply for rights to international markets by submitting proposals to the International Committee for review each spring. Clubs are awarded rights for a five-year term through the program and during this period can pursue activities that are consistent with what they can do in their home domestic market, in their awarded international markets.

NFL International Games:

The NFL has confirmed the following regular season international games to be played in 2025:

Two regular season games in London at Tottenham Hotspur Stadium -- the only purpose-built NFL stadium outside of the U.S. -- featuring the New York Jets and the Cleveland Browns as designated teams.
One game in Berlin, Germany at the Olympic Stadium Berlin, with the Indianapolis Colts as the designated team.
One game in Madrid, Spain at the Bernabéu Stadium -- Home to Real Madrid C.F., featuring the Miami Dolphins.
A first-ever regular season game in Dublin, Ireland with the Pittsburgh Steelers.
A return to São Paulo, Brazil and Corinthians Arena during Week 1 of the 2025 regular season, featuring the Los Angeles Chargers as the designated team.
The Jacksonville Jaguars will also return to Wembley Stadium in London to operate a home game as part of their multi-year commitment to playing a game in the U.K.
The NFL recently announced its first international game for the 2026 regular season, which will be hosted in Melbourne, Australia featuring the Los Angeles Rams.

Fifty-five regular season NFL games have been played around the world throughout the league's history, with London, Munich, Frankfurt, São Paulo, Mexico City and Toronto all hosting games to date.

Joe Hortiz

'Let the draft come to you': Chargers' free-agency haul informed their NFL draft needs

By Thuc Nhi Nguyen
Los Angeles Times
April 23, 2025

Compared to his first NFL draft as a general manager when he owned the fifth overall pick, Joe Hortiz's phone has been eerily silent this draft season. That's how the Chargers GM knows his strategy is working.

"We're going to try to pick as late as we can every year," Hortiz said.

The 22nd pick in Thursday's draft has attracted fewer trade propositions than last year's selection, Hortiz acknowledged, but he's happy to keep picking later in the first round if it means the Chargers can build on last season's success. Hortiz set the table for the Chargers' 11-win season by acing his first draft and hopes for an equally impressive encore this week.

The three-day draft brings a rarely seen sparkle to the eye of the former Baltimore Ravens scout. This is, as Hortiz called it, "the scout Super Bowl."

With 10 picks, Hortiz's plan for his big game is determined by the Chargers' first wave of free agency that brought in 12 players. While the transactions didn't make national headlines, they gave the Chargers a solid foundation entering the draft, in which they could add talent in several key areas including offensive and defensive line, receiver, running back, edge rusher and tight end.

"You gotta make smart decisions, calculated decisions, trying to build your roster as deep as you can going into the draft," Hortiz said, "so you can sit there, kind of let the draft come to you and pick the best player available."

The Chargers addressed questions on the interior of their offensive line by signing right guard Mekhi Becton and former Las Vegas Raiders starting center Andre James. By re-signing returning center Bradley Bozeman, Hortiz hopes to have a competitive offseason to strengthen an offensive line that gave up four sacks in a playoff loss to the Houston Texans.

The defensive line that lost Poona Ford and Morgan Fox in free agency reloaded with Naquan Jones and Da'Shawn Hand. But just because Hortiz signed proven veterans doesn't mean he won't stockpile more talent at the same positions through the draft.

"Maybe it's not a need. Two weeks later, it can be a need," Hortiz said. "So you just take the best player available and he's going to be here for four or five years or even longer and he's going to help win games."

Instead of having to hunt for position-specific help in the unpredictable draft, Hartz and assistant general manager Chad Alexander learned to focus their strategy on the best prospects while working for the Ravens. It worked flawlessly last year when the Chargers raised eyebrows by picking two cornerbacks in the fifth round. Tarheeb Still and Cam Hart proved to be worthy starters when injuries decimated the secondary.

After signing former Pittsburgh Steelers star Najee Harris in free agency, the Chargers could add another running back in a draft that's especially deep at the position. Besides Harris, the team's only running backs are special teams stalwart Hassan Haskins, former sixth-round pick Kimani Vidal and practice squad member Jaret Patterson.

For the third consecutive year the Chargers could take another wide receiver in the first two days of the draft with hopes of giving quarterback Justin Herbert more weapons. Last year's second-round pick, Ladd McConkey, set Chargers rookie records for receptions and receiving yards while Quentin Johnston showed marked improvement in all statistical categories in his second season, but the former first-round pick still struggled with consistency in big games.

Receivers Tetairoa McMillan and Matthew Golden were among the prospects who reportedly visited the Chargers ahead of the draft. McMillan, a towering 6-foot-4, 219-pound prospect, is a Servite High alumnus who caught 84 passes for 1,319 yards at Arizona last season. The 5-11, 191-pound Golden clocked 4.29 seconds in the 40-yard dash at the NFL combine, the fastest among receivers.

Although the Chargers zeroed in on the receivers among their 30 in-person visits allowed by the NFL, it's no sure indication of Hartz's plans for draft day. The Chargers didn't host Joe Alt before they chose the right tackle with the No. 5 pick last year.

They're still beaming about that decision.

Jim Harbaugh

Chargers' Jim Harbaugh says he had hip replacement, heart procedure during offseason

By Jenna West
The Athletic
June 11, 2025

Los Angeles Chargers coach Jim Harbaugh said he had successful hip replacement surgery and a cardiac ablation during the offseason.

"Now the doctors can't find anything wrong with me," Harbaugh said at Tuesday's minicamp. "Got an 'A' grade."

Harbaugh's health update comes after he exited a Week 6 game against the Denver Broncos last year while dealing with atrial flutter, a type of arrhythmia. The 61-year-old left in the first quarter and initially entered Los Angeles' medical tent before heading to the locker room for treatment, which included an IV and an EKG. He returned to the sideline in the first

quarter and coached the remainder of the game.

After the Chargers' 23-16 win over the Broncos, Harbaugh said it was his third atrial flutter episode. He had one in 1999 as a player and another while coaching for the San Francisco 49ers in 2012. Harbaugh said he received an ablation to treat each of those two episodes.

A cardiac ablation is a procedure that "uses heat or cold energy to create tiny scars in the heart," according to the Mayo Clinic. Those scars "block faulty heart signals and restore a typical heartbeat."

Harbaugh saw a cardiologist after the Broncos game. The coach had to wear a heart monitor for two weeks and was placed on medication.

This offseason, Harbaugh also underwent a hip replacement after walking with a significant limp for years. He did not provide any additional details on the procedure at minicamp Tuesday and said "everything's good" when asked about his offseason health updates.

The many quirks of Jim Harbaugh: From saving a life to saving his pants

By Daniel Popper, Daniel Brown, Michael Silver, Matt Barrows, Nick Baumgardner and Austin Meek
The Athletic
September 15, 2025

Jim Harbaugh's life plan has always been pretty simple.

He detailed it succinctly in February 2024 while standing on a theater stage inside SoFi Stadium. That day, Harbaugh was introduced as head coach of the Los Angeles Chargers, a team he had quarterbacked in the twilight seasons of his 14-year NFL playing career. Harbaugh was reminiscing about his playing days in San Diego, and he provided a window into his mentality.

"I'm going to play as long as I can," Harbaugh remembers thinking, "then coach, then die."

Harbaugh played until he was 38 years old, from Palo Alto High School to the University of Michigan to the Chicago Bears, Indianapolis Colts, Baltimore Ravens, Chargers and, in 2001, the Carolina Panthers. He transitioned into Phase 2 right away. In 2002, he joined the Oakland Raiders staff as Al Davis' quarterbacks coach. It was Harbaugh's first coaching job. He made \$50,000 a year. Harbaugh spent two years with the Raiders, whom the Chargers face in Las Vegas on Monday night. He compared his Raiders years to "working on a master's degree or a PhD" in football.

Harbaugh's coaching career is now in its 24th season. As he always hoped, his life has been devoted to football. The plan is simple to speak. The process of living out that plan has been anything but.

That is because Harbaugh is one of one, a unique and authentic character who has left a mountain of unique and authentic stories in his wake.

Here are some of those stories.

'I was wetting my pants ... Jim was just laughing at them'

If the whole football thing hadn't worked out, Harbaugh would have fit well with the rugged NBA of the 1990s. He averaged about 20 points and 10 rebounds and flashed his "Bad Boy" potential as a high school hoopster willing to fight an entire opposing crowd.

Consider the melee at a road game in 1982, when tensions ran high from the moment Palo Alto High arrived. A menacing throng at Santa Clara High gave Harbaugh and company a hostile welcome as players stepped out of the team bus.

David Feldman, a prep teammate of Harbaugh's who grew up to become an ESPN broadcaster, remembers the reception well.

"I was wetting my pants," he said, "and Jim was just laughing at them."

Soon after tipoff, there were so many cheap shots and hard fouls that Jack Harbaugh — Jim's father and Stanford's defensive coordinator at the time — approached the opposing coach with a warning: Get this under control or you're going to have a problem.

But things continued to unravel. And when a blindside elbow knocked a Palo Alto player to the hardwood, the player sprang up ready to throw haymakers. From there, it was on. Fans ran down from the stands eager to join the saloon-style brawl, including a quartet of angry strangers making a beeline for Jim Harbaugh.

"Just mayhem," Harbaugh told me in 2012. "I remember being backed into the wall on the baseline. There were four people there — not players, but people who had come out of the stands. They were all coming at me (with raised fists). And I'm squared up getting ready to defend myself and throw."

But Jack Harbaugh, as promised, was at the ready.

"My dad comes in — whoosh! — just like that and cleared everybody out like a wrecking ball," Jim said. "It was like a superhero moment. Jack Harbaugh, legendary status." — Daniel Brown, staff writer / editor

'Mike Tyson came roaring out'

A few hours remained before the ball would drop at Times Square, but across the country, as 1995's last gasp played out in a since-demolished stadium, Jim Harbaugh was getting a jump start on the happiest new year of them all.

Harbaugh, at 32, had found new life with the Indianapolis Colts after some tumultuous years with the Chicago Bears and was in the process of reinventing himself as "Captain Comeback." Having just quarterbacked the underdog Colts to a first-round playoff upset of the San Diego Chargers, Harbaugh couldn't stop smiling when I saw him after the game in the visitors' locker room at Qualcomm Stadium.

"I've never had so much fun," Harbaugh said. "Good stuff like this never happens to me. I'm just so lucky to be able to play football, and I'm enjoying every moment."

Two weeks later, after another shocking road playoff upset (over the Kansas City Chiefs), I

traveled to Pittsburgh for Sports Illustrated and saw Captain Comeback add to his legend. Trailing the favored Steelers by four points in the final minutes of the AFC Championship Game, Harbaugh habitually bought time by scrambling away from defenders, fired a clutch fourth-down completion, dislocated the index finger on his throwing hand, popped it back into place between plays and reached the Pittsburgh 29-yard-line with six seconds to go. He then unleashed a glorious Hail Mary that hung between three Steelers defenders — and came within inches of ending up in the hands of Colts receiver Aaron Bailey.

The storybook ending didn't quite happen, but Harbaugh's defiant grin remained. Afterward, citing a recent heavyweight title matchup between an indomitable champion and an overmatched opponent, Harbaugh lauded the way his teammates had silenced their skeptics by taking the fight to the home team: "A lot of people expected Peter McNeeley," he said proudly. "But Mike Tyson came roaring out of the locker room." — Michael Silver, NFL senior writer

'We got laaaaaahts of peanut butter'
My first real interaction with Jim Harbaugh came during his first year coaching at Stanford. His brother-in-law, Tom Crean, had become a huge advocate for my recruiting book, "Meat Market," that had just been published. Crean was the basketball coach at Marquette at the time and reached out to me through a colleague of mine at ESPN, Pat Forde. Crean ended up helping me promote the book even more than the publisher did.

At one point, he suggested I go up to Stanford and spend some time with Jim and his staff. I set it up with someone I think Tom connected me to at Stanford.

I got up there for spring ball. When I walked into the staff room, Jim didn't seem to recall that I was coming. Or know who I was. After a few minutes of me explaining my visit, Harbaugh had this look on his face. It's that same expression that some of his co-workers later told me they've referred to as the "Shark" — this kind of blank stare with his mouth slightly agape.

I suspect because he heard that Tom had told me to come, Jim tried to be hospitable. He walked me over to their kitchenette area and asked if I like peanut butter. (I do.)

"We got laaaaaahts of peanut butter," he said, opening up a cabinet where they had some Costco-sized vats of it. He motioned over to a few loaves of white bread.

"Make as much as you like."

'He just saved my life'
Some vintage Harbaugh moments came at the Holiday Inn in Boardman, Ohio, in 2011, Harbaugh's first year with the San Francisco 49ers. The 49ers were staying there — it's right outside the team owners' hometown of Youngstown — between games in Cincinnati and Philadelphia.

The area wasn't exactly replete with resources. Harbaugh even held a walk-through practice in the hotel's parking lot, making sure to have the team buses help form a barrier between the team and any nosy citizens. Harbaugh, always,

is in constant fear of enemy spies learning his plays and plans.

It was decidedly un-fancy and Harbaugh loved it.

"That big slab of cement even had lines and tall trees around it," he gushed at the time. "That was one of the finer walk-through spots I've been associated with."

The real action came during a team meal held in one of the hotel's crowded conference rooms. Steak was on the menu and guard Adam Snyder started choking on a piece.

"It's happened before where it just goes down the wrong pipe," Snyder recalled years later. "And panic sets in real quick. And when you're panicking, you're not breathing. There was something lodged in my throat. I couldn't even drink water."

Harbaugh was seated and in mid-conversation on the other side of the conference room.

He saw the commotion and immediately popped up and began making his way to his choking guard, pushing through groups of people and knocking aside tables like a Secret Service agent rushing to aid the president.

The other offensive linemen had risen to try to help Snyder, but Harbaugh pushed through them, too. Then he began beating on the 300-pound lineman's back.

"And it's like — boom! — he punches him in the back so hard you could hear it," tackle Joe Staley said.

Said Snyder: "He was just smacking the heck out of me, just smashing my back. At one point, he picked me up and it was like — blew! — it went down (my throat). And it was, 'Oh my God! He just saved my life!'"

And as soon as the event was over? Harbaugh calmly walked back to where he was sitting and finished his meal, like it was something that happened every day.

"He pushed through guys to get to Adam and then he literally saved his life," center Daniel Kilgore said. "And then he just went back to his conversation." — Matt Barrows, 49ers beat writer

'Is Jim Kelly in town?'
Harbaugh once spoke to the San Jose State football team, which practices a few miles from the 49ers' facility. The college stadium is near my home, so I rushed over to get some offseason quotes. When I got there, I saw Harbaugh had a massive gash across his forehead.

I couldn't resist.

"Is Jim Kelly in town?" I asked, a reference to the former Buffalo Bills quarterback whom Harbaugh once punched — breaking his hand in the process — during a pregame production meeting after Kelly, then in broadcasting, had questioned his toughness on a pregame show.

"You're not the first person to say that this morning," Harbaugh replied. — Barrows

No sleep needed in Rome

I was actually on Harbaugh's flight to Italy when he took Michigan to Rome in 2017.

Michigan flew commercial and most of the team was on the one direct flight from Detroit, which got to Rome at around 8 a.m. local time. If Harbaugh wasn't the last person to board, he was in the final five. I walked off the 10-hour flight, six hours into a new time zone, barely able to stand. I don't know if Harbaugh slept more than a few minutes. Though when I saw him in the customs line, he looked exactly the same as he always does. His cap was straight, his shirt was tucked, his lip was packed and he was somehow effortlessly hauling the luggage of his entire family as if the previous 10 hours hadn't happened.

The players were exhausted. Harbaugh was invigorated. When he saw me, he didn't really say hello as much as he immediately went into a comment about something random I'd said on the radio he agreed with several weeks prior. Then, almost without blinking, he rounded up his family (toddler-heavy back then) and pulled up one of those side ropes toward the outside of the customs line. He told the whole crew to follow him and wandered off in search of those lines that let people with kids through first. If that didn't exist, he'd make his own.

Waiting isn't his thing.

Nobody from the team went to a hotel after we landed. Harbaugh, his coaches and players immediately got on shuttles and drove to Villa Borghese — almost the direct middle of Rome — to eat in the park before spending the entire rest of that day walking the streets of the city. Still on zero sleep. He never slowed down. The players did! I did! He did not. Not even after tipping a street musician on a park bridge who had absolutely no idea who he was.

Apart from getting to sit near the pope, Harbaugh's celebrity was irrelevant in Italy. Most of the randoms we met on the street thought Michigan was some sort of gigantic high school soccer team. Harbaugh loved it. I've never seen a person gain more energy from those in his orbit the way he does. He played paintball with the team over there — at nearly 55 years old — for probably four hours. If he limped the rest of the week, it was in private. I don't know if he slept that entire trip. Not sure he needed it.

People think he's a gimmick. He's not. He's easily one of the most authentic (for good and bad) people I've ever met. — Nick Baumgardner, NFL Draft analyst

'Those are pretty expensive pants'
In 2021, Michigan was playing at Penn State on a cold, windy November day. An important detail is that, by that time, Harbaugh had stopped wearing Walmart khakis and switched to blue athleisure pants from Lululemon, which are significantly nicer and more expensive but apparently not flame-resistant. The gist of the story is that Harbaugh was so engrossed in the game that he stood too close to a space heater and caught his pants on fire. Daylen Baldwin, one of Michigan's wide receivers, was the first person to notice. Harbaugh was able to extinguish the flames, but not before they burned through the outer layer of his pants.

When he recounted the incident to a local TV station, Harbaugh said Baldwin was so

nonchalant about the flaming pants that it took him a moment to realize what was happening.

"Maybe a little coaching point to Daylen Baldwin: If somebody's on fire, man, (be) like, 'Hey, Coach!'" Harbaugh said. "Maybe just grab me, get me out of the way or something. Be a little more emphatic about the fact that somebody's on fire."

Harbaugh said he planned to keep the pants, cut off the legs and convert them into shorts.

"Those are pretty expensive pants, those Lululemons," he said. — Austin Meek, Michigan beat writer

'Alas, I did not go to law school'
It's impossible to talk about Harbaugh's final season at Michigan without mentioning his battles with the NCAA and the Big Ten. Michigan was being investigated for hosting recruits on campus during the COVID-19 dead period and the school imposed a three-game suspension on Harbaugh to open the season. The suspension turned into a weekly game of "Where's Jim Harbaugh now?" He mowed his lawn, went to McDonald's, worked the chains for his son's youth football team and attended a funeral for one of his former players at Stanford.

There was no levity to the second suspension, handed down by the Big Ten in response to the Connor Stalions sign-stealing investigation, which eventually led to a 10-year show-cause penalty for Harbaugh on top of an earlier four-year show-cause penalty. Michigan went to court seeking a temporary restraining order that would have allowed Harbaugh to coach while the school challenged the suspension. Right up to kickoff of Michigan's next game against Penn State, the school was hoping a judge would intervene on Harbaugh's behalf. Instead, the judge scheduled a hearing for the following week. For a moment, it appeared that Harbaugh might end up on the witness stand in a Washtenaw County courtroom, testifying about why the Big Ten's suspension was misguided.

"I'm not an attorney, but I always wanted to be," Harbaugh said. "I watched a lot of shows, watched 'Judge Judy.' I always felt like it would be cool to get up there and thunder away at a jury like Tom Cruise in 'A Few Good Men' or be a judge like Judge Judy. Alas, I did not go to law school."

Harbaugh's moment in court never happened. Michigan dropped its legal challenge, and Harbaugh missed the final three regular-season games before returning for Michigan's postseason run. — Meek

'Multiple championships'
Covering Jim Harbaugh is a fascinating experience. Every day presents an opportunity to observe or uncover something as outrageous as it is meaningful.

And that is an important point to remember with Harbaugh: No matter how silly it may seem in the moment, every action and every word has a purpose.

"Multiple championships," Harbaugh said at his introductory news conference last year. "We're going to be humble and hungry, but that's our goal."

When he first moved back to Southern California in the early months of 2024,

Harbaugh lived in an RV alongside offensive coordinator Greg Roman at the Waterfront RV Park in Huntington Beach. He was channeling Jim Rockford, one of his favorite television characters from the 1970s show "The Rockford Files." Harbaugh is an avid consumer of TV and movies. During his playing days, he guest-starred on the sitcom "Saved By The Bell" as Screech's cousin.

On the day before he was introduced as Chargers head coach, Harbaugh drove to Home Depot with Ben Herbert, the team's executive director of player performance, and bought a Shop-Vac. Harbaugh and Herbert used that Shop-Vac to vacuum out the weight room at the Chargers' former facility in Costa Mesa.

When the Chargers got on the practice field in spring of 2024, players were shocked to see Harbaugh, wearing black Jordan cleats, participating in strength and conditioning drills. "You got to be on your stuff because coach is doing it right there with you," safety Alohi Gilman told me last season.

Harbaugh continued this through training camp, when the strength and conditioning drills were held at the end of the practice. Harbaugh calls these "fourth-quarter finishers."

One day last year, Harbaugh had a media engagement right after a training camp practice, so he could not participate with the players. After the media appearance, Harbaugh walked back onto the empty field and, by himself, flipped a weighted sled back and forth for several minutes. A young Chargers fan was standing in a tent on the sideline yelling to Harbaugh. "Coach! Coach! Can you sign an autograph?" Harbaugh paid him no mind until he was done with his sets. It might seem comical or even performative, but players notice the commitment.

Harbaugh's meetings are now the stuff of legend in the Chargers' locker room. On the night before a Week 10 win over the Tennessee Titans last season, Harbaugh read the lyrics to the 1976 song "The Wreck of the Edmund Fitzgerald" by Gordon Lightfoot. The song tells the story of a shipwreck in Lake Superior, and the Sunday the Chargers played the Titans was the 49th anniversary of the disaster. In another meeting last season, Harbaugh read the lyrics to the 2009 hit "I Gotta Feeling" by the Black Eyed Peas. Before the season finale against the Raiders last year, Harbaugh reached into his pants during a team meeting and pulled out a back-scratcher.

"You need to have your own back sometimes," Harbaugh said to the players. "There's not always going to be somebody there to scratch your back for you, so you do it yourself."

He then gifted a personalized back-scratcher to each player emblazoned with their name and number.

Harbaugh often talks about waking up in the early-morning hours thinking about the team, the team, the team. He targets his idiosyncrasies toward the ultimate goal in his life right now. "The Lombardi Trophy, that's my mission," Harbaugh said.

He had a chance in the 2012 season when his San Francisco 49ers lost to the Baltimore Ravens in the Super Bowl. Harbaugh faced his

brother John in that game. Last season, the Chargers played the Ravens on "Monday Night Football." In the lead-up to another brotherly rematch, Harbaugh recalled what he was thinking after that Super Bowl loss.

"Walking off the field at that Super Bowl, it was like, there will be another day," Harbaugh said. "And then there wasn't for many years, and it looked like I wouldn't have a chance for another day. But by the grace of God ... we're back in it and back on a team that has a chance to do that."

It is perhaps the only accomplishment still missing from what has been a monumental football life.

"We're going for the Super Bowl," Harbaugh said. "That's our goal, and we're gonna do it or die trying." — Daniel Popper, Chargers beat writer

Jim Harbaugh's coaching evolution, from NCAA to the NFL

By Kris Rhim
ESPN
September 5, 2025

Former San Francisco 49ers tight end Delanie Walker remembers a 2012 training camp practice beginning as practice always had -- until coach Jim Harbaugh called the team to midfield.

"We thinking, 'Oh yeah, he's about to cancel practice,'" Walker said. "'We going to go to a water park or something.'"

Harbaugh began speaking to the team about its NFC West rivals. The Seattle Seahawks were at an amusement park, Harbaugh told the team. The St. Louis Rams and Arizona Cardinals were also enjoying a day off, he said. "Guess what the 49ers are going to do today?" Harbaugh asked.

They would practice -- intensely. At least a hundred plays: "Everybody else takes breaks, the 49ers don't," Harbaugh said.

"Everybody was kind of pissed that day," Walker said while laughing.

This was the Jim Harbaugh way: working his players to the brink of exhaustion and then some. The method was effective -- until it infuriated everyone. But Harbaugh ushered in a period of renaissance for the 49ers; that season, San Francisco reached Super Bowl XLVII.

"There won't be any magic formulas," Harbaugh promised Los Angeles Chargers fans at his introductory news conference in 2024. "The only ones that I know are just good, old-fashioned hard work."

While Harbaugh largely operates in the same fashion, the Chargers' version of the coach has evolved. He's traded in the khakis for gray trousers. His training camp practices have gone from the intensity of a game day to what his former players see as nearing a version of flag football that prioritizes keeping the team healthy.

"That's where he's different. Now it's like, 'Yeah, let's take that break.' It's like, damn, 'Who is this dude?'" said Walker, who was a volunteer coach with the Chargers during last year's training camp. "This Jim Harbaugh, he got nicer for sure. So when people say he changed, I would say he changed for the better of the game."

The old Harbaugh upset some players, coaches and execs. This Harbaugh, now 61 years old, hardened by the failures and lessons of his first NFL stint and early struggles in the college ranks, is approaching the job differently. It could be the difference in whether Harbaugh reaches the goal of winning a Super Bowl -- and how long the Chargers can tolerate him. The second year of Harbaugh in Los Angeles begins Friday, when the Chargers face the Kansas City Chiefs in São Paulo (8 p.m. ET, YouTube).

"You don't want things to get stale," Harbaugh said. "That's like overripe fruit, stale bread, burnt meat, you got to change things up."

OVER HIS TWO decades of coaching, there are two factions of Harbaugh's former players and coaches: those who despise him -- often publicly -- and those who are staunch supporters. The words "insane" or "crazy" to describe Harbaugh are commonplace among both groups, but the meaning depends on who is talking.

Look no further than San Francisco. Despite three straight NFC Championship Games and a Super Bowl appearance, Harbaugh's approach incensed the front office. And players were tired of Harbaugh, too.

"He just pushed guys too far," former 49ers offensive lineman Alex Boone said on HBO's "Real Sports with Bryant Gumbel" in April. "He wanted too much, demanded too much, expected too much. ... And you'd be like, 'This guy might be clinically insane. He's crazy.'"

The amount Harbaugh asks from his players now is his most significant shift. That's been clear with the Chargers' practices. This season, the NFL selected the Chargers for the Hall of Fame Game, giving them an additional preseason matchup and added practice time. Because of that, Harbaugh reduced the required time at the facility to avoid fatigue.

Harbaugh communicates strict tempos to players ahead of each practice. It's commonplace to see defensive backs raising both hands instead of trying to deflect a pass or linemen stopping in the middle of a pass rush, obeying Harbaugh's rules. There are loud yells and reprimands from coaches and players alike when players stray from the tempo.

Veterans, who have played elsewhere, routinely praise Harbaugh for his current approach to practice: "It's not super common around the league, it's different, I like it," cornerback Donte Jackson said.

But that doesn't mean Harbaugh's practices are easy.

"Six days a week and every day's just intense," safety Elijah Molden said.

J.T. Rogan, who worked for Harbaugh as director of communications/operations for two years at Michigan, has perhaps the best vantage point for Harbaugh's evolution. Rogan

was an All-American running back for Harbaugh at the University of San Diego, worked for him at Stanford and tried out for him as a player in San Francisco.

Rogan said Harbaugh's time at Michigan was transformative, pointing to Harbaugh's struggles to beat rival Ohio State and his use of analytics, which altered his coaching style and helped Michigan win the 2023 national championship in Harbaugh's final season.

The legitimacy of that championship, however, will forever be roiled in controversy after various NCAA sanctions were levied against Harbaugh for breaking rules.

"He's taken that feedback, and he's got really high emotional intelligence, even though you might not call him emotional," Rogan said.

He continued: "For people who are like, 'Who wears the same clothes every day all the time?' Or 'Who wears cleats on the airplane?' As if that would cheapen his intellect and his ability to take feedback and then evolve, but he has."

HARBAUGH'S FIRST YEAR in Los Angeles was about changing the culture of a franchise synonymous with disappointment. The Chargers' Week 11 matchup with the Cincinnati Bengals seemed to be a turning point.

L.A. had built a 27-6 lead over the Bengals early in the third quarter, then the game began to unravel in a way Chargers fans are accustomed to. (The fan base has an adverb for this recurring dread called "Charger-ing"). The Bengals scored 21 unanswered points, as quarterback Joe Burrow found wide receiver Ja'Marr Chase for a touchdown to tie the score at 27 with 12:12 left.

But the Chargers won the game, thanks to two 27-yard-plus catches from wide receiver Ladd McConkey and a touchdown by running back J.K. Dobbins on the final drive. The victory appeared to be a watershed moment for the franchise, and the first clear stamp of Harbaugh's impact in L.A.

"There's been a lot of games through the years where we've been put in that position and came up short," said former Chargers edge rusher Joey Bosa, who developed into a star as the No. 3 pick in 2016 but was released after a disappointing 2024 season and is now with the Buffalo Bills. "There was kind of a lack of belief in being able to pull off in situations before."

But there were the Chargers eight weeks later against the Houston Texans -- in their first playoff appearance since one of the most embarrassing playoff losses in team history in 2023 -- looking like the Chargers of old.

Star quarterback Justin Herbert, who threw a league-low three interceptions during the regular season, tossed four that day. He became the first NFL player to throw more picks in a playoff game than in the regular season. The Texans pressured Herbert on 50% of his dropbacks, and the Chargers suffered a 32-12 beatdown -- another playoff embarrassment.

Los Angeles is hopeful, however, that Houston was an anomaly and Cincinnati was the standard.

"We didn't achieve the ultimate success that's reserved for the world champion," Harbaugh

said earlier this offseason. "But [there's] so much good to build on, that creates a lot of excitement for me and [general manager] Joe [Hortiz] as we build version 2.0."

Increased win totals and postseason success have historically defined second years under Harbaugh-led teams. He went from 7-4 in his first season at the University of San Diego to 11-1 the following year, winning the Pioneer Football League. After taking over a 1-11 Stanford team in 2007, the Cardinal were 5-7 in his second season, narrowly missing out on a bowl game. Harbaugh's 49ers went to the Super Bowl in his second season. (In his first two seasons at Michigan, Harbaugh led the Wolverines to back-to-back 10-3 seasons.)

But Harbaugh already has an uphill battle to replicate that second-year jump in L.A. Pro Bowl left tackle Rashawn Slater suffered a season-ending patellar tendon tear. Running back Najee Harris missed all of training camp after a July 4th fireworks mishap damaged his eye. L.A. travels the most miles in the NFL this season, beginning with the Chiefs in Brazil, followed by two divisional matchups against the Raiders and Broncos.

Regardless of how difficult the outlook seems for this season, the Chargers appear confident, believing in Harbaugh's process.

But that's how it always begins for Harbaugh's teams, before tension, frustration, and at Michigan, sanctions happen. The Chargers hope this version of Harbaugh keeps them in the honeymoon phase long term.

"We're going for the Super Bowl," Harbaugh said. "That's our goal. We're going to do it or die trying."

Jesse Minter

The making of Chargers DC Jesse Minter: 'He always wanted to be one step ahead'

By Daniel Popper
The Athletic
September 2, 2025

Two decades later, Jesse Minter still has the rejection letters.

They are tucked away in a box at his family's house in Cincinnati, a memento of how far he has come. There are 98 of them. Not 99. Not about 100. "Exactly" 98, Minter says. He has never forgotten the number of college football programs that politely declined his services — on official university letterhead — in the early months of 2006.

Minter is sitting in a conference room in the Los Angeles Chargers' practice facility in late July as he reveals the existence of these letters. Minter is decked out in Chargers gear. In a few minutes, he will head out to the practice field and coach a unit he revived and revitalized in his first season as an NFL defensive coordinator. If Minter follows up his debut with another stingy defensive season, he could become one of the most sought-after head-coaching candidates in the next cycle. Nearly all of Minter's 42 years have been spent in and around coaching, and now, with the Chargers

set to open their season against Patrick Mahomes and the Kansas City Chiefs on Friday in São Paulo, Brazil, he is one realistic step from the pinnacle of the profession.

So why does he still have these rejections?

“Because that’s just how I operate,” Minter says. “It’s just that reminder of the joy that it is, the blessing that it is, the opportunity that you have, not to take it for granted and not to ever feel like you’ve arrived.”

The letters used to drive Minter. His father, Rick Minter, now a defensive analyst with the Chargers, has coached in college and the NFL for nearly 50 years, and Jesse wanted to prove he could chart his own path.

Now, the letters ground him to a mentality that he lives and breathes and instills in his defensive culture.

“A lot of coaches have crazy egos, and I think there’s a difference in being confident in yourself and sure of yourself, and then having an ego,” Jesse says. “I’ve always tried really, really hard to not have an ego, to really try to build a situation where everybody feels like they have value, where everybody feels like they’re part of the success.”

Football gives, and it takes. Those who become obsessed with the game — who grow up with it, devote their lives to it — understand that truth. They sign up for the chance at accomplishment. They also sign up for the threat of failure. One is not possible without the other.

Jesse learned this lesson through his winding journey.

The letters are a physical manifestation of what can be taken away.

What can be given, however, is all around him.

“He’s much more the complete man than I ever was,” Rick says.

Rick Minter thought his coaching career was over when his son, Jesse, arrived.

It was 1983, and Rick was out of football. He started coaching seven years earlier and spent the last three seasons at North Carolina State with Monte Kiffin on a staff that also included Pete Carroll. They were all fired after the 1982 season. Jesse’s mother, Ellen McEwen, and Rick had moved to Little Rock, Ark., after the sudden death of Ellen’s father. Rick got a job as a stock-broking account executive at Merrill Lynch. Ellen and Rick welcomed Jesse on May 9.

The time away from the game was short-lived. Rick broke back into the business in 1984 at New Mexico State. The family — Rick, Ellen, Jesse and Jesse’s older brother, Josh — moved there for a season. In 1985, Rick got his first opportunity as a defensive coordinator at Ball State. The family settled in Muncie, Ind., and Jesse’s football exposure began.

Jesse attended Ball State football games and practices in full uniform — red jersey, shoulder pads, red pants, white cleats and “this big old helmet that was too big for his head,” Ellen remembers with a laugh.

Ellen and Rick divorced when Jesse was in kindergarten. “We went through that pretty amicably,” Ellen says. Rick, a self-described “grinder,” was committed to his coaching career. Home at midnight, back in the office by 5 a.m.

Football gives, and it takes.

It took away father-son time when Jesse was a child.

“We didn’t get to see him a ton,” Jesse says.

It gave Ellen a deeper connection with her sons. She called the divorce “one of the best things that ever happened.”

Ellen, a college tennis player at Henderson State in Arkansas, loves sports as much as Jesse does. After moving the boys to Yorktown, Ind., which borders Muncie, Ellen coached Jesse’s youth teams in T-ball, soccer and basketball, all while working multiple jobs. She sold new construction homes for a local company, TK Constructors. At Yorktown High School, she coached girls and boys tennis and was an assistant coach for the girls’ basketball team. She also taught part time in the Muncie school system.

Jesse credits his mom with helping develop his “inclusive traits.”

“The sacrifices that she always made as a single mom with me and my brother, having to work all the time but yet always giving us everything,” Jesse says. “We weren’t rich, but always giving us exactly what we needed.”

Football also became the means by which Jesse saw and connected with his dad.

“The weekends were our time with him,” Jesse says.

Rick stayed at Ball State through the 1991 season. He is grateful the family had a “little bit of a gradual adjustment” while he was “an in-town father, but out-of-house father.” In 1992, Rick took a job at Notre Dame as defensive coordinator for Lou Holtz, and he moved 140 miles north to South Bend.

Jesse was 9 years old. He can still vividly picture the packed stands at Notre Dame Stadium, including for The Game of the Century, when the No. 2 Fighting Irish beat No. 1 Florida State in a battle of undefeated teams.

“Holy cow,” Jesse remembers thinking, “what my dad’s doing is pretty cool.”

After two seasons at Notre Dame, Rick was hired as the head coach at the University of Cincinnati. He was slightly closer to the family, and over the next decade, Jesse had “all access” to a college program. These were his formative football years, and he was around an impressive group of Rick’s assistant coaches, from Rex Ryan to John Harbaugh to Wink Martindale to Mike Tomlin.

Tomlin was Rick’s defensive backs coach for two seasons, 1999 and 2000. Jesse was in high school in Yorktown, where he played receiver and defensive back, and gravitated to Tomlin, who was then 27 years old.

“He just had this presence about him,” Jesse says.

Jesse would come around for Cincinnati practices and work out with Tomlin’s DBs group.

“I feel like I’ve known him all his life,” Tomlin said last season before his Pittsburgh Steelers played Jesse’s Chargers in Week 3.

Tomlin would always remember who Yorktown High had played the previous week and ask how his game went.

“It was real,” Jesse says. “It made me feel like this is how I want to be.”

As he finished high school, Jesse had opportunities to play Division III football at local Indiana schools like Anderson College and Wabash College. Rick offered him two options: keep playing, or come to Cincinnati and start working his way up Rick’s staff. Rick had curated a four-year undergraduate program for Jesse, who would start as a freshman field manager before eventually earning graduate assistant responsibilities as a senior.

Jesse enrolled at Cincinnati and arrived on campus in the fall of 2001.

Rick remembers the tears in Jesse’s eyes and the emotion in his son’s voice.

“Dad,” Jesse said, “I want to play football.”

The first semester of Jesse’s freshman year at Cincinnati, by all accounts, had been a success. He liked the coaching track he was on, and he was learning from his father and others on staff.

But Jesse had that incomparable itch — one that can only be scratched by pads and a helmet, grass and contact.

Football gives, and it takes.

It took Jesse briefly off his coaching track, only to give him so much more.

Jesse transferred to Mount St. Joseph, a Division III college outside Cincinnati. The Mount, as it is known locally, was founded as an all-female school. It did not become coeducational until 1986. The Mount joined the Heartland Collegiate Athletic Conference in 1998. When Jesse arrived, the Lions had yet to put together a winning season. They had gone 0-10 in 2001.

Jesse showed up for transfer orientation. His love for football had brought him to The Mount. It also led him to the love of his life. He met his wife, Rachelle, who had transferred in from Cincinnati State, in his orientation group.

“Serendipity,” Rachelle says.

As Rachelle recalls, she just kept running into Jesse over that first week at The Mount. The college held a boat ride down the Ohio River, and Jesse and Rachelle chatted on the water — though Rachelle admits now that she thought Jesse was interested in a different girl.

Transfers had to pick up their school-commissioned laptops during that first week. Jesse and Rachelle went at the same time.

Rachelle’s childhood friend, PJ Volker, had transferred to The Mount to play football after a season at Wittenberg University in Springfield,

Ohio. Volker was living in an off-campus house and, at a small school of only 2,000 students, that was a hot commodity. He was having a party.

“Are you going to PJ’s?” Rachele asked Jesse.

“Yeah!” Jesse replied.

Another run-in. They were dating by the end of the week.

“Pretty much inseparable ever since,” says Volker, now the defensive coordinator at Navy.

Jesse found his wife in Rachele — and a best friend to this day in Volker.

However, the “unfortunate part of the game,” as Volker puts it, kept Jesse off the field.

Football gives, and it takes.

Jesse broke his leg in his first season at The Mount. He was lined up as the slot receiver, and he was tasked with blocking a stretch run play to his side. The pile collapsed on his lower half.

In his third season, Jesse was again playing slot receiver. He ran a slant over the middle. Volker was playing linebacker. The ball was thrown Jesse’s way. Volker turned and ran. In the process, he collided with Jesse, who fell awkwardly to the ground. He snapped his humerus bone in half.

“That’s about as crappy as I’ve ever felt on the football field,” Volker said.

Sandwiched between those two injuries was a medical scare. It was 2003, and Rick was in what would be his final season as the head coach at Cincinnati. Rick was staying in a high-rise condo in the city on the Ohio River. Jesse was waiting for the lease to begin on his off-campus house at The Mount, so he spent two summer months living with his dad.

One Sunday, Rick came home, and Jesse was on his bed, in pain.

Jesse went to the hospital, where he was diagnosed with Crohn’s disease. He stayed overnight. The next morning, doctors performed emergency surgery. Jesse had 18 inches of his colon removed. He missed the entire season.

“Knock on wood,” Rick says, “he hasn’t had any repercussions since.”

Jesse returned for the 2005 season as The Mount went 9-2. He graduated in December and took a job at a local facility called Acceleration Training, working out middle schoolers. He applied to graduate assistant jobs across the country. He got back those 98 rejections.

He eventually got job offers from Wake Forest and Division III Defiance College in Ohio. Rick had returned to Notre Dame as Charlie Weis’ defensive coordinator in 2005. Weis was adding to his staff that offseason and had an opening. Jesse had been determined to find a job “on his own,” as Ellen put it. But this was Notre Dame.

“Coolest job ever,” Jesse says, “right out of college.”

The reality of the coaching industry set in almost immediately.

The Minters spent the 2006 season at Notre Dame, Rick as DC and Jesse as his defensive intern. Weis fired father and son after back-to-back losses to close the year — at rival USC and to LSU in the Sugar Bowl.

Jesse and Rick had been living together in a house in South Bend. They sat on the couch at that house and pondered what was next.

Then Rick had an idea.

Rachele was still in Cincinnati working as an accountant. Brian Kelly had just taken over as head coach at Cincinnati and was building out his staff. Rick had introduced himself to Kelly at a football coaching convention the year prior. He would give Kelly a call.

The only problem: Rick didn’t have Kelly’s cell number.

Rick, however, had spent nine seasons as the Cincinnati head coach, and he had only been fired three years prior. He still had the phone number for the landline in the head coach’s office at the football facility. What was the worst that could happen?

So Jesse watched and listened as his dad threw the ultimate Hail Mary and dialed the number.

Kelly picked up.

“Holy s—,” Jesse remembers thinking, “somebody answered.”

Kelly told Rick that he would be looking to fill a graduate assistant position in March. In the spring, Jesse went in for an interview with defensive coordinator Joe Tresey.

Jesse got his first full-time college coaching job for the 2007 season.

“I can remember the interview like it was yesterday,” Tresey says.

Football gives, and it takes.

“As I got into coaching,” Jesse says of his father, “he would always look out for me.”

Jesse was in Tresey’s hip pocket for two years. Over pizza, Jesse and Tresey would spend late nights watching film on potential recruits, cutting up video for their players, writing scripts for practice and bouncing ideas off each other.

“He always wanted to be one step ahead if he could be,” Tresey says. “You knew he had a shot.”

Jesse’s year at Notre Dame was a whirlwind. He admits he did not “learn enough football” while he was figuring out clerical responsibilities like diagramming plays. Under Tresey, Jesse says, he learned how to “break down teams” and “how to try to attack people.”

“When you trust somebody like that at a young age,” Tresey says, “your gut kind of tells you.”

After two seasons, Jesse joined Trent Miles’ staff at Indiana State. Jesse spent the next eight seasons coaching under Miles — four at Indiana State and four at Georgia State.

In Jesse’s second season at Indiana State, Rick — who had spent the 2009 season as Marshall’s defensive coordinator before the staff was let go — joined Miles’ Indiana State staff as linebackers coach and defensive play caller. Jesse moved to the secondary. Volker joined the staff as a defensive assistant.

“That whole crew,” Miles said, “that’s like family.”

Rick left to take the defensive coordinator job at Kentucky after the 2010 season. Before he departed, he gave Miles a suggestion.

“You got one move,” Rick remembers telling Miles. “You need to name Jesse the defensive coordinator.”

“Jesse,” Miles says, “he had it in him all along.”

In Jesse’s first season calling plays at any level, Indiana State defeated FBS Western Kentucky on the road 44-16.

“We got after them,” Miles said.

The next season, the Sycamores went on the road and beat North Dakota State, then the No. 1 team in FCS. Indiana State had two pick sixes in a 17-14 win. It was Volker’s 30th birthday. Jesse still ranks these two wins — North Dakota State and Western Kentucky — in his top 10 games of all time.

“He was just a brilliant play caller from the get-go,” Volker says.

Miles, who took the head job at George State in 2012 and brought Jesse and Volker with him, got the band back together in 2016, hiring Rick as his defensive line coach. And for the first time, the roles changed. Rick worked under Jesse.

Georgia State went 3-9 that season, and once again, Rick and Jesse were looking for jobs.

Football gives, and it takes.

There have been so many turning points in Jesse Minter’s football life, but none were more consequential than the 2018 offseason.

Jesse was entering his second season on John Harbaugh’s Baltimore Ravens staff. Rick had placed a call to Harbaugh, his former special teams coordinator at Cincinnati, after things ended at Georgia State.

“John,” Rick remembers saying, “Jesse is just like you.”

Rick got Jesse in the door. Jesse earned himself a contract as a defensive assistant.

“Sometimes you have to rely on your resources and the connections that your family members have made,” Rachele says. “But it’s what you do once you get there (that decides) if you stay or go.”

Harbaugh had four defensive coordinators in his first 10 seasons with the Ravens — Rex Ryan, Greg Mattison, Chuck Pagano and Dean Peas. Entering the 2018 offseason, he promoted Wink Martindale from linebackers coach to defensive coordinator. Martindale’s assistants included Jesse and now-Seattle Seahawks head coach

Mike Macdonald, among other future star defensive coaches.

Harbaugh saw the coaching talent, and he challenged Martindale to lead a defensive overhaul.

Over the next three months, the staff room in Baltimore became a think tank for defensive innovation.

“Let’s take everything that we’ve done and let’s recreate this system that works, that’s more modern, that’s more teachable, more learnable,” Jesse remembers.

The goal was to create a defense that was conceptually driven. As Martindale puts it, “playing, basically, offense on defense.”

Offensive coaches teach concepts. Take four verticals — an offensive concept in which four eligible receivers run downfield routes — as an example. The concept is not tied to a specific formation. An offense can run it out of trips. An offense can run it out of two-by-two. And even within the different formations, there are additional possible variations in the splits and spacing of eligible receivers.

Martindale applied this same logic to defensive concepts. The pressure or blitz is the concept. The Ravens could then run that concept in various defensive fronts.

“Everything was a fresh start,” Martindale says.

The coaches rewrote the defensive terminology. They gave ownership to players that included safety Eric Weddle, edge rusher Terrell Suggs and linebacker C.J. Mosley. That included the freedom to make pre-snap checks during games. Martindale even asked Weddle to call the plays for the entire second half of a preseason game.

Over what Martindale called a “painstaking three months,” a new system was born. It was the genesis of a system that has now proliferated around the league.

“As a coordinator or a position of leadership, I think it’s not only your job to develop players, but it’s your job to develop coaches,” Martindale said.

Macdonald calls a version of the system in Seattle.

Drew Wilkins, who was on the 2018 staff, was hired away by Sean McVay to be the Rams’ pass-rush coordinator. Chris Hewitt, now the Indianapolis Colts’ pass game coordinator, and Joe Cullen, now the Kansas City Chiefs’ defensive line coach, were on the 2018 staff.

Zach Orr was a part of the 2018 Ravens staff. He is now Baltimore’s DC.

Anthony Weaver joined the Ravens staff in 2021. He is now the Miami Dolphins’ DC.

Dennard Wilson coached for the Ravens under Macdonald in 2023. He is calling defensive plays with the Tennessee Titans.

And, of course, Jesse brought a version of the system with him to Vanderbilt in 2021, then to Michigan in 2022 and now to the Chargers.

“That’s what molded him,” Rick says of those four seasons with the Ravens.

Jesse Minter holds two prongs at the core of his defensive philosophy.

1. What you play

2. How you play

What you play is the scheme, which he has honed over his 19-year coaching career. How you play comes down to fundamentals.

The honing of those originated on a dark and quiet flight back from Glendale, Ariz., on New Year’s Eve, 2022.

After a year at Vanderbilt in 2021, Jesse received a call from Michigan head coach Jim Harbaugh. Macdonald had left the Ravens after the 2020 season, the same as Jesse. He coordinated Harbaugh’s Michigan defense for one season. He was now jumping back to John Harbaugh and the NFL to be the Ravens’ DC. Michigan had an opening, and Jim Harbaugh filled it with Jesse.

The Wolverines started the 2022 season 13-0 and earned a berth in the College Football Playoff. They played TCU in the semifinal at State Farm Stadium and lost 51-45. Minter’s defense gave up 488 yards.

“The glaring things that showed up to me were just fundamental flaws of how we were playing,” Jesse says.

On the flight back, Jesse asked himself a question: How can we go from not quite good enough to being good enough?

“It was almost just a lightbulb moment,” Jesse says. “It’s not because we put in a new coverage or a new call. It’s because we play harder and more physical than these other teams.”

What resulted was what Jesse called the pillars.

He introduced them to his defensive staff at the first meeting ahead of spring practices in 2023.

Mike Elston, who joined the Michigan staff in 2022 and moved to the Chargers with Minter in 2024, remembers the messaging clearly.

“We’re gonna do this 50-50,” Jesse said in the meeting, according to Elston. “We’re going to have the best scheme in college football, but we’re also going to have the best fundamentals.”

The four pillars started as: block destruction, communication, effort and ball disruption.

“What we do is exotic, it’s different, it’s awesome, it’s creative,” says Steve Clinkscale, who was the co-defensive coordinator and defensive backs coach with Michigan in 2022 and 2023 and is now the Chargers’ defensive backs coach. “But we weren’t executing it — not because they didn’t know what to do, it’s because we weren’t tearing off blocks, we didn’t communicate ... we didn’t tackle very well, we were not able to disrupt the quarterback and get the ball from the receivers or the running backs, and our effort and angles were not up to par.”

The genius was in how Jesse divided the tasks. Each pillar was assigned to an assistant coach,

and that coach was tasked with presenting film of that pillar every day.

Elston says the impact was “immediate.”

“There was a total buy-in to every position on the field,” Elston says. “When you sit down and watch film in front of your peers and you show positive and negative, it has a huge impact on growth.”

The next season, Michigan led the country in scoring defense. And, of course, the Wolverines won the national championship.

Jesse brought the philosophy to the Chargers in 2024, when Jim Harbaugh was hired as head coach. They rebranded the pillars as the separators. And they added a fifth separator to assign one to each assistant coach, creating one category for effort and angles and one for tackling.

Elston covers block destruction. Clinkscale does communication. Edge rushers coach Dylan Roney presents effort and angles. Linebackers coach Navarro Bowman is on tackling. Last season, safeties coach Chris O’Leary was in charge of ball disruption. O’Leary departed in the offseason to take a job at Central Michigan. This season, safeties coach Adam Fuller takes over ball disruption.

“What happened was all the players now developed a level of respect for each coach,” Jesse says. “We were so much closer and more powerful when we were all together that way.”

The Chargers allowed the fewest points in the league last season. They made the playoffs in Harbaugh’s first year. And Jesse showed off a trait essential for any successful head coach: the willingness to delegate.

“The thing that makes him great is, just like coach Harbaugh, he’s not OK with just doing what he did to get there,” Clinkscale said of Jesse. “What are we doing to make it better? And this is not like a seasonal thing. It’s a daily thing.”

Two weeks ago, Rachele was getting the kids ready for their first day of school.

Now well into their second year together in Los Angeles, Rachele and Jesse have carved out a life in their new hometown. They have three children — daughter Millie, 9, and sons Monte, 7, and Mac, 4.

On the first day of school last year, Rachele, a Cincinnati native, felt out of place. She wore an athleisure outfit, hoping to squeeze in a workout later in the day between her motherly duties. When she arrived, the other moms were in dresses.

“Oh my gosh, we don’t fit in here,” Rachele remembers thinking. “We’re from the Midwest.”

So this year, she posed a question to Jesse before heading back for another first day: “Should I wear a dress?”

“Nope,” Jesse replied. “That’s not who we are. I’m wearing my hooded sweatshirt and gym shorts that I wear every day. I am going to the office to get a workout in. Just be who you are.”

Grounded, always, to where he once was and how far he has come.

Grounded, always, to what those rejection letters represent.

Remember where you came from. Be grateful for what you have. Be who you are.

In this moment, football has given Jesse things it can never take.

A loving wife. A beautiful family. The gift of fatherhood.

“He’s a football coach, that’s what he does,” Volker says, “but that’s not who he is.”

Jesse attends flag football games and volleyball practices. If he hears his kids in the backyard when he gets home from work, he bursts through the gate and joins the fun. He takes the kids out for ice cream after every Chargers win. Millie, Monte and Mac jump into his arms after he finishes news conferences at the practice facility.

“He understands the value of a father being in there,” Ellen says. “He wants to be close to his kids.”

Rick laments missing the “everyday moments” back in Indiana.

“If I had it to do over, I probably would have arranged life differently,” he says.

Now, Rick has a front row seat to it all — not just as a father, but as a grandfather.

“A blessing and a privilege,” he says.

Football gives. Yes, football gives.

“It’s all family, and he is very dedicated to that,” Ellen says of Jesse. “I’m more proud of him for that than anything else.”

Devin Woodhouse

Chargers vs. Chiefs a family affair with Andy Reid’s son-in-law in L.A.’s corner

By Sam Farmer,
Los Angeles Times
September 4, 2025

SÃO PAULO, Brazil — Turns out, the marquee matchup Friday night between the Chargers and Kansas City Chiefs isn’t just a season-opening showdown between two premier quarterbacks and legitimate Super Bowl hopefuls.

It’s also a family feud — minus the bad blood.

Devin Woodhouse, head strength and conditioning coach for the Chargers, is the son-in-law of Chiefs coach Andy Reid, an under-the-radar connection that further hems these AFC West rivals.

“In our first game last year, I was a little anxious playing them,” Woodhouse told The Times. “It felt weird rooting against him at times.”

Reid understands, and he loves the fact that before bringing Woodhouse with him from the University of Michigan, Chargers coach Jim

Harbaugh called his Kansas City counterpart and asked him if that would be OK.

“I said, ‘Heck, yeah, I’m honored that he’s got an opportunity to work for you,’” Reid said. “I got the biggest kick out of that, that Jim would even think of that. ... What a class act.”

Woodhouse, modest and focused on his Chargers responsibilities, was initially reluctant to sit down for an interview. But Harbaugh and Reid nudged him to talk, as did his direct boss, Ben Herbert, executive director of player performance.

“I don’t want to dim that light on him,” Herbert said. “I want that light brighter.”

Woodhouse, 34, who grew up in Rancho Cucamonga, met his future wife, Drew Ann Reid, when they were members of the same ward of their church in Provo, Utah. They had mutual friends, an instant connection and were married in 2013.

The couple was further bonded by tragedy. Drew Ann’s older brother, Garrett, who struggled with drug abuse for years, died in 2012. The twin brother of Woodhouse, Chaz, who was confined to a wheelchair with cerebral palsy, died a year later.

“As our relationship was growing, her brother passed away,” Woodhouse said. “We grew even closer together.”

The two now have four children, two boys and two girls, all of whom refer to Reid as “Gramps.” Woodhouse doesn’t call his father-in-law anything but “Coach.”

“I would say he’s a better man than he is a coach, and he’s a pretty dang good coach,” Woodhouse said. “And [mother-in-law] Tammy is the head coach of the head coach, so that’s how good they both are. I just love them, and not just the people they are for my wife, but for my kids and their grandkids.

“One of the things I love most about Coach Reid is how much I feel people love to play for him. It’s a cool thing to witness and I respect it a lot.”

Woodhouse feels the same way about Harbaugh, for whom he and Herbert worked at the University of Michigan.

“Ben Herbert found Dev,” Harbaugh said. “When Herb recommends somebody, I already know it’s going to be good. He doesn’t bring in anybody who doesn’t have a tremendous work ethic. Devin came in, and Herb was right.”

Herbert is meticulous down to the smallest detail. For instance, each dumbbell at the Chargers facility is emblazoned with the club’s lightning-bolt logo. Not only is that wall of weights always precisely arranged, but every lightning bolt is arched in an identical way. To ensure there’s never a speck of dust on the floor, Herbert and his crew use electric leaf blowers each day to clean the massive space.

Helping oversee the physical well-being of so many elite athletes is a challenging assignment, particularly for a franchise that has an unfortunate history of losing key players to injuries — as the Chargers did in August with left tackle Rashawn Slater, who sustained a season-ending knee injury.

The way Harbaugh sees it, no one is better equipped to train an NFL team than Herbert.

“We are the tip of the spear,” said Herbert, who is not related to Chargers quarterback Justin Herbert. “Our job is to impact the mental and physical capability of the players. The physical part is much easier. The mental part — emotional stability, consistency — that’s the separator. And trust is everything.”

Woodhouse has a knack for building and maintaining those trusts.

“He has an ability to build relationships across a melting pot of personalities,” Herbert said. “He’s also versatile across range-of-motion, tissue and joint, strength, power and movement traits. So much so that with my 14-year-old, twice a week I want Coach Woodhouse to work with him.”

Woodhouse has a particularly keen eye when it comes to evaluating the tiniest aspects of a person in motion, helping players make subtle adjustments to the way they run in order to improve their speed.

Chargers strength and conditioning coach Devin Woodhouse works with Chargers wide receiver Ladd McConkey. Chargers strength and conditioning coach Devin Woodhouse works with Chargers wide receiver Ladd McConkey before a game at SoFi Stadium against the Tampa Bay Buccaneers on Dec. 15, 2024. (Ty Nowell / Los Angeles Chargers) Advertisement

“Dev’s someone who’s going to support you, but he’s going to tell it like it is,” Chargers receiver Ladd McConkey said. “I’ll be running a route, and Dev’s over there with his phone recording me. Then we’ll look at it in slo-mo and break it down.”

During games, Woodhouse is on the sideline as a “get-back” coach — a term he doesn’t particularly like — making sure players and coaches keep a sufficient distance from the field.

As for his own emotions, he figures he will have them in check, even with his father-in-law on the opposite sideline.

Family is family, true. But football is football.

Keenan Allen

Ageless Keenan Allen on the verge of an incredible feat for Chargers

By Sam Farmer
Los Angeles Times
September 25, 2025

EAST RUTHERFORD, N.J. — Raw speed was never his game, and maybe that helps explain why Keenan Allen has aged so gracefully in his NFL receiving career.

“Father Time isn’t really nipping at his heels because he was never a 4.3 guy,” said Hall of Fame receiver James Lofton, referring to Allen’s time in the 40-yard dash. “He’s like a

designated hitter in baseball or a great three-point shooter in basketball. Those players are always going to be there, and he has the ability to make them."

Allen, who could make NFL history Sunday when the Chargers play at the New York Giants, runs his routes with surgical precision and has Houdini hands, typically emerging with the football even when a defender is superglued to him.

"I don't count on my speed to get open," said Allen, 33. "It's more like, in close spaces I've got to win."

In another sense, he might be the fastest pass catcher in NFL history. He needs seven more receptions to reach 1,000 for his career, likely doing so in fewer games than any player ever. Sunday will be his 158th game. As it stands, the fastest to 1,000 is Marvin Harrison in 167.

Allen has caught touchdown passes in all three games for the undefeated Chargers, including a 20-yarder against Denver last Sunday that was astounding on both ends — Matrix-like sidearmed sling by Justin Herbert and jaw-dropping catch by Allen who was wearing a defender like an overcoat.

"I was in the end-zone family section right behind him," Zach Maynard said. "I was in shock. I didn't even know how to celebrate. It was one of those plays where you sit there and say, 'Oh, my God, did that actually just happen?'"

If Maynard was in shock, that's saying something. He's Allen's half-brother and his first quarterback, so he's intimately familiar with what the football world now knows: never underestimate No. 13.

"It's kind of like watching LeBron still dunking at 40," Maynard said. "Keenan's still competing at the highest level."

Allen, whose NFL seasons match his jersey number, is plenty youthful too. He doesn't "talk old," as coach Jim Harbaugh likes to say.

"You start talking old, you start playing old," Harbaugh said. "It's an obvious mindset. I don't see any difference [in him], just Keenan Allen doing Keenan Allen things that he's always done. Never once heard him talk old, so there's a pretty good chance he's not thinking it."

And to think Allen would have been OK calling it a career had the Chargers not reached out to him in August after the surprise retirement of Mike Williams. That's when Allen ran a comeback pattern, signing a one-year deal with the Chargers, where he spent his first 11 seasons before they traded him to Chicago last year.

"I just wanted to be back here playing with the guys I came up with and the colors I started with," he said.

Thirty-three isn't old to the outside world, but by NFL receiving standards, it's a flip phone in the age of Androids. With that long beard, Allen is Grip Van Winkle.

Hall of Fame receiver Tim Brown, who retired at 38, says elite receivers have two elevators. When the physical elevator goes down, the

mental elevator rises, allowing the player new and crafty ways to get open.

"It's about working smarter, not harder," Brown said. "If I could avoid that fight at the line of scrimmage, or at the top of my route, then in my mind it just gave me the energy to play another play."

"The great thing about Keenan is he's an excellent route runner. He knows how to put his foot in the ground, and even being a big guy, get out and make things happen."

Allen, listed at 6-foot-2 and 211 pounds, appears even more solid than that. He played all sorts of positions growing up in North Carolina, and was recruited to Alabama as a safety. Maynard is three years older, and when he decided to transfer from Buffalo to the University of California, his younger brother decided to follow him to Berkeley.

In 2011, Allen's sophomore season, NFL scouts converged on a USC-Cal game in part to scout receivers such as Robert Woods, Marqise Lee and Marvin Jones. Cal lost, 30-9, but Allen had 13 catches for 160 yards.

Tom Telesco, who would be general manager of the Chargers two years later, was in the Indianapolis Colts personnel department at the time, working under the legendary GM Bill Polian.

"We're walking out of the stadium and Bill looks at me and he's like, 'Are you thinking what I'm thinking?'" Telesco recalled. "And I look at him like, 'You mean that sophomore receiver who was the best player on the field?' That was Keenan. Bill looked at me and said, 'He's Andre Reed.'"

That was lofty praise, considering Reed, a Hall of Fame receiver, was such an integral part of those Buffalo Bills who reached four consecutive Super Bowls. Polian was instrumental in assembling those teams.

"Andre was a little heavier — he was a tight end in college — but with great route runners like both of them are, guys I would term natural receivers, they're capable of adjusting to that loss of a step or half-step with the way they run their routes," Polian said. "Also, the way they work with their quarterbacks in terms of ball positioning."

Philip Rivers, longtime Chargers quarterback, was on the same wavelength as Allen. Similar to the relationship Allen now has with Herbert.

"There would be times where I'd holler at him out there like, 'Hey!'" Rivers said. "And he'd kind of nod at me like, 'I see it. We're good. Don't say anymore or we'll give it away.'"

Much of their communication was wordless.

"You could throw behind him and almost talk to him with the ball," Rivers said. "Depending where I threw it, he'd be able to throttle it on or off and make the catch."

Allen is particularly adept at having "late hands," waiting until the last possible moment to reach up and latch onto the football, rather than giving the defender ample time beforehand to prepare for the incoming pass.

"It's just repetition," said Allen, sitting at his locker while speaking to a reporter. "I could reach up my hands right now and catch a ball and you'd have never seen it coming. It just appears."

The memory of the USC-Cal game was still fresh in Telesco's mind when he was in the Chargers draft room in 2013. The team had a first-round grade on Allen but wasn't really looking for a receiver. Yet when the third round came around and Allen was still on the board...

"Keenan's card is sitting up there and [scout] JoJo Wooden tapped me and said, 'What about Keenan here?'" Telesco said. "I said, 'Look, we can do it but he's probably going to be inactive for the whole year and be a developmental player.' And JoJo said, 'Dude, just take him. Don't overthink this.'"

The Chargers did, and Allen played early because of various injuries at receiver. He led all NFL rookies with 71 receptions and broke multiple team rookie records.

"I had no idea the Chargers were going to take me," he said. "Never talked to them. Never took a visit."

The Chargers fooled everyone. They had late hands.

Why Keenan Allen's return to Chargers has been team's best offseason move

By Daniel Popper
The Athletic
September 26, 2025

EL SEGUNDO, Calif. — On the morning of Aug. 1, Keenan Allen took the field at the Los Angeles Chargers' practice facility for a private workout. Coach Jim Harbaugh and general manager Joe Hortiz looked on as Allen ran routes.

Workouts like these happen daily across the NFL. Some decision-makers like to get eyes on potential signings to see firsthand how they move. Harbaugh and Hortiz fall in this category. Even so, there was something different and rare about this workout — beyond the fact Allen had spent his first 11 seasons playing for the organization.

Starting quarterback Justin Herbert was throwing the passes.

Allen said he called Herbert to let him know he was arriving at the facility to work out at 9 a.m. The two, of course, had spent four seasons together with the Chargers from 2020 to 2023. "Yes, cool, I'll be there at 9," Herbert replied, according to Allen. The Chargers also encouraged Herbert to throw to Allen in the workout.

One of Herbert's favorite receivers was going to be back on his practice field? Herbert did not hesitate. Allen acknowledges now that catching passes from the starting quarterback in a workout was "abnormal."

"I didn't imagine myself ever doing (another) workout," he said. "It didn't even feel like a workout. It felt like routes on air."

The connection returned immediately. Herbert translated the route verbiage of the new offense, which has changed since the three offenses over their four seasons together. "It was just easy," Herbert said. Five days later, the Chargers signed Allen to a one-year deal. And through three games, Allen has emerged as perhaps the most important and impactful addition Harbaugh and Hortiz made to their 2025 roster.

Allen leads the Chargers with 19 receptions, none more important than the 20-yard touchdown he caught in the fourth quarter of Sunday's victory over the Denver Broncos. The Chargers, who play the New York Giants this weekend, improved to 3-0 with the win.

The catch tied the score at 20 with 2:37 remaining. Herbert bounced off a sack attempt from Broncos defensive tackle Zach Allen. He escaped to his left. With Broncos edge rusher Nik Bonitto closing in, Herbert changed his arm slot and threw off his back foot through contact. Allen was covered in the end zone by Broncos cornerback Riley Moss, who had his back turned to Herbert. Allen flashed his hands at the last second to prevent Moss from making a play on the ball.

"I'm putting the ball in harm's way on a play like that," Herbert said, "and it's saying that I trust him to go up there and get it."

This trust was forged over four seasons. Herbert and Allen have always formed a symbiotic relationship on the field — Herbert elevating Allen; Allen elevating Herbert. Herbert believed Allen would make this play in this situation because he had done it before.

In Week 2 of 2023 against the Tennessee Titans, Herbert threw a touchdown to Allen on a fourth down on an almost identical play. Defensive tackle Jeffery Simmons won instantly up the middle and hit Herbert in the pocket. Herbert bounced off the sack attempt. He escaped to his left. He threw off his back foot through contact from an oncoming edge rusher.

Allen was waiting on the left side of the end zone. He flashed late hands and came down with the touchdown through a helpless cornerback.

"It feels normal," Allen said. "Just doing what I do."

It's what he does with Herbert, and that is being reliable in clutch moments.

From 2020 to 2023, Allen had 100 conversion receptions on third and fourth downs, according to TruMedia. Only Tyreek Hill had more such receptions in that span with 102.

Allen already has six conversion receptions on third and fourth downs through three games this season. Safety Derwin James Jr., who played with Allen for six seasons, coined the phrase "third-and-Keenan."

Allen's productivity in this phase was one of the differences in the Chargers' win over the Broncos. Allen had two third-down conversions in the fourth quarter, including a third-and-10 on the tying touchdown drive.

Allen also beat man coverage for a 9-yard reception on the winning two-minute field goal drive.

"The plays that he made in the second half were amazing," offensive coordinator Greg Roman said.

Allen is one of the smartest receivers in football. He has a thorough understanding of how to attack the leverage of defenders — an understanding he passed on to Herbert. That transfer of knowledge started happening as soon as Herbert took over as the starter in Week 2 of his rookie season in 2020.

Allen would pull Herbert aside and provide valuable lessons on how to stem routes to take advantage of defenders' body positioning.

As Herbert told me in 2021, "Hearing that from him, it taught me a lot about it."

On a third-and-3 in the fourth quarter against the Broncos, Allen sat a route down in between two zone defenders. Herbert knew where Allen was going, how he was attacking the space. Herbert fired a missile to Allen's right shoulder, away from the sitting linebacker. Catch. Conversion.

This chemistry never left Herbert and Allen, even though they spent a year apart. Two of Allen's three touchdowns this season have come in off-script situations, with Herbert escaping the pocket and looking to create.

"To have a veteran like that who knows that and is able to see that," Herbert said, "it makes my job so much easier."

In a different universe, Allen would have spent 2024 with the Chargers instead of with the Chicago Bears. The Chargers approached Allen about taking a pay cut. Allen had no intention of doing so, as he made clear in August after he re-signed. The Chargers then traded Allen to the Bears for a fourth-round pick.

Allen had 70 catches for 744 yards and seven touchdowns as the Bears lost 12 games.

"The plan was to do better than I did, obviously," Allen said. "But for whatever reason, that didn't happen."

Allen hit free agency. He had hopes of returning to the Chargers. But they had signed Mike Williams, Allen's former Chargers teammate and good friend, in March. The Chargers also drafted two receivers in April. The writing was on the wall.

Allen said he considered retirement. He also considered trying to play for the Los Angeles Rams to remain in Southern California, where he kept his house and family during his one year in Chicago.

Then, on the eve of training camp in July, Williams shockingly retired. Allen said he called Williams.

"You're done? Like, done done?" Allen asked.

Williams confirmed. Allen let Williams know he could be returning to the Chargers. Then came the workout, and the signing — "at a lower cost," as Allen jokingly points out.

"Still wish Mike could have been here," Allen said, "but definitely happy I can be back."

During training camp in 2021, Herbert was sitting in a conference room at the team hotel in Irvine, Calif. He was discussing the impact Allen had on his record-setting rookie season.

"I want to play with him for as long as I can," Herbert said of Allen then.

For a year, it looked like their time together had ended.

Now the Chargers are undefeated, and Herbert and Allen's most significant snaps as a duo could very well be ahead of them.

"It's been like he never left," Harbaugh said.

Keenan Allen is back: Why Chargers signed him now, and how he fits into WR room

By Daniel Popper, *The Athletic* | August 6, 2025 at 5:00 am PT

EL SEGUNDO, Calif. — Los Angeles Chargers undrafted rookie quarterback DJ Uiagalelei had been wearing No. 13 through the first three weeks of training camp, including in the Hall of Fame Game last week. It never quite felt right. Of course, that number had belonged to receiver Keenan Allen for 11 seasons, from 2013 to '23, as Allen became the leading wide receiver in franchise history.

On Tuesday evening at The Bolt, Uiagalelei jogged onto the practice fields wearing a different jersey, No. 7. Something was up. Moments later, the Chargers announced the reason: Allen had agreed to terms to return to the Chargers for a 14th season.

He is back.

"This is where he grew up," general manager Joe Hortiz said of Allen on the practice sidelines about an hour later. "This is where he became Keenan Allen."

Allen was under contract with the Chargers when coach Jim Harbaugh and Hortiz took over in early February 2024. Harbaugh mentioned Allen by name at his introductory news conference at SoFi Stadium, including him in the exciting "pros on this team." Six weeks later, the Chargers traded Allen to the Chicago Bears for a fourth-round pick. The Chargers were cap-crunched. They needed to clear space. They initially approached Allen about taking a pay cut, but the two sides could not come to terms. The Bears swooped in and offered a quality return.

Earlier this week, Harbaugh hinted at those comments he made at his introductory news conference. "You probably know my feelings on that, pretty much dating back to when I first took the job," he said. "The interest has always been in there in Keenan."

The Chargers brought Allen in for a visit on Friday. Harbaugh said that visit "went well."

"He did a lot of Keenan things," Harbaugh said. "It was an impressive workout."

Allen was in the final year of his deal when he was traded to the Bears. He became a free agent in March.

"We know how good he's been throughout his career, and he was out there on the open market still," Hortiz said. "A chance to bring someone of his caliber back (who) we think can help us win games, so we're fired up to have him."

The Chargers opted for an alternate reunion earlier this offseason when they signed Mike Williams to a one-year deal. Williams had spent the first seven seasons of his career with the Chargers. Like Allen, Williams was in the final year of his deal with the Chargers in the 2024 offseason. The Chargers cut him to save cap space.

Williams filled a more logical role for the current Chargers roster. He had proven with the Chargers and quarterback Justin Herbert that he could be a down-the-field threat outside the numbers, particularly in contested-catch situations. That was a skill the Chargers were lacking, especially before the draft.

Williams, though, shockingly announced his retirement on the eve of training camp. That left a vacuum of sorts in the Chargers receiver room. They had talent, sure. Ladd McConkey emerged as true No. 1 option as a rookie. The drafted Tre' Harris in the second round and KeAndre Lambert-Smith in the fifth round. But this was a very young group. After Williams' retirement, Quentin Johnston was the career receptions leader in the room with 93.

Allen has 974 career receptions.

Hortiz admitted that Williams retiring "opened up more opportunity."

"We know Keenan brings veteran presence, and I think everyone knows that," Hortiz said. "What he's done in this league, all the pelts he has on the wall, you get a chance to add someone like that, you do it."

Where does Allen fit into the current makeup of the Chargers receiver room?

McConkey played a vast majority of his snaps in the slot last season. According to TruMedia, he ran 340 routes from the slot and 135 routes from the outside. He was also more productive in the slot, both in terms of total production and efficiency. McConkey averaged .08 expected points added per route on the outside and .14 EPA per route in the slot in 2024, according to TruMedia. He caught 29 passes for 385 yards and two touchdowns on the outside in 2024. He caught 52 passes for 761 yards and five touchdowns from the slot.

TruMedia's alignment data only goes back to 2019. So Allen's splits do not cover his entire career. He has played more in the slot in that span, the past six seasons. From 2019 to '24, Allen ran 1,810 routes from the slot and 1,344 routes on the outside. He caught 287 passes for 3,020 yards and 20 touchdowns from the slot. He caught 261 passes for 3,008 yards and 18 touchdowns on the outside. From an efficiency standpoint, Allen averaged .06 EPA per route from the slot and .08 EPA per route from the outside.

"I think he can help us in multiple roles," Hortiz said. "I really believe that. I think he's been that way his whole career, and I don't see that being any different now. ... You guys know how Keenan has been used everywhere he's been,

and you'll see the same thing. A lot of versatility."

Hortiz added: "You get good players on the field, and you play them. So you can get creative with a lot of different players. Ladd's played a lot of slot. Ladd's also been productive outside. Keenan's played a lot of slot. Keenan's been productive outside."

McConkey and Allen now become interchangeable pieces. At the same time, there is a reason the Chargers focused primarily on outside receiver as they added in the offseason, from Williams to Harris to Lambert-Smith. It seemed like a concerted effort to create complementary pieces around what McConkey brings in the slot.

Will the Chargers be getting the absolute most out of both McConkey and Allen if only one of the two can play in the slot in three-receiver packages? That is to be determined. Both players have certainly shown the ability to produce on the outside. Both players have also spent the majority of their time in the slot.

In the end, the Chargers needed a proven player at this position after Williams retired. And they brought back the most proven wide receiver in the history of the organization.

"You got a lot of good football players on the field that help you win games," Hortiz said, "and that makes you tough to beat."

Keenan Allen's journey back home to the Chargers

By Fernando Ramirez
The Sporting Tribune
September 4, 2025

It is no secret that Keenan Allen didn't want to leave the Chargers. He envisioned himself spending his entire career in powder blue.

Last offseason, Jim Harbaugh and Joe Hortiz came in and knew they had to fix the salary cap. Allen was asked to take a pay cut—something he shouldn't have had to do after posting 108 receptions, 1,243 yards, and seven touchdowns.

Instead, the Chargers traded him to the Chicago Bears for the 110th pick in the fourth round. Hortiz later packaged that pick, along with a second-rounder, in a deal with the New England Patriots to move up and select Georgia receiver Ladd McConkey. With the 137th pick in the fifth round, the Chargers also added Maryland cornerback Tarheeb Still, who went on to lead the team with four interceptions.

While the rookies shined in Los Angeles, Allen was in Chicago adjusting to a new offensive system, two different head coaches, and a rookie quarterback in Caleb Williams.

He played in 15 games, recording 70 catches for 744 yards and seven touchdowns, but the Bears finished just 5-12. It wasn't an easy year.

"I needed my team with me," Allen said.

By "team," he wasn't referring to his teammates but to his wife, Ciara, and their four children, who stayed in Southern California while he lived in Chicago. The family decided not to uproot for

five months, choosing instead to let the kids remain in school and stay close to their friends.

Even from the Midwest, Allen kept tabs on the Chargers, watching how they fared throughout the season. He noticed McConkey's breakout rookie year—one that saw him break many of Allen's own franchise rookie records.

"He had a couple more games," Allen said with a laugh.

Allen also kept a close eye on Quentin Johnston, who had been a rookie during his final year in Los Angeles. At the time, Allen had been vocal about advising Johnston to block out outside noise and focus on his development.

That growth showed in 2024, as Johnston nearly doubled his rookie-year production with 55 receptions for 711 yards and eight touchdowns.

"His confidence is building," Allen said of Johnston. "I think he's ready to show this year even more."

He even watched the Houston Texans eliminate the Chargers in a 32-12 loss—a game where McConkey was the only real receiving threat, finishing with 197 yards and a touchdown. The next-best receiver that day was tight end Will Dissly, who managed just 16 yards.

"They could have used me," Allen said.

Allen admitted it hurt to watch his old team go down like that after such a solid year under Harbaugh. His mind, as always, was breaking down defenses and imagining where he could have taken advantage of their weak spots.

Even though he had nothing to do with the matchup against Houston, Allen instantly recognized how he could have helped.

"Just because of the way Houston plays—they run man so much," Allen said. "Definitely could have been a help."

The Free-Agent Wait

He entered the offseason as a free agent for the first time in his career but didn't receive the kind of offers he felt matched his value.

"I think I got down played," Allen said. "That is part of the chip."

That chip on his shoulder has fueled him throughout his career—whether it was Mike McCoy rarely giving him first-team reps as a rookie in training camp, his Madden rating, or top receiver lists. Allen has always thrived when doubted.

He stayed in shape, continued his workouts, and waited for the phone to ring—hoping it would be the Chargers calling.

But instead, the Chargers went younger, drafting Tre Harris and KeAndre Lambert-Smith while also bringing back Allen's former teammate, Mike Williams.

During his first press conference, Williams expressed his desire to reunite with Allen and quarterback Justin Herbert.

"We ain't gonna speak on that. We ain't gonna talk about that," Williams said with a few laughs.

"I'd love that, though. I would love that... That's my dog. We'd be together every other day. Yea, I love that. Why not?"

On the first day of training camp, however, the Chargers announced that Williams would be retiring after the numerous injuries he had sustained throughout his career.

The Call Back Home

A couple of weeks later, Allen finally received the call he had been waiting for—the Chargers wanted to bring him in for a workout.

Before moving forward, Allen reached out to Williams out of respect, letting him know he might be returning to the team.

"I ain't tripping bro, go do your thing," Williams responded to Allen.

Allen admitted that if Williams hadn't retired, he doesn't believe he would be back. But as he put it, things happen for a reason.

He also credited the fans for playing a role in his return. Throughout the process, they flooded social media with calls for the team to bring him back.

"Grateful, feeling the love for sure," Allen said of the support. "The whole way through the process last year, this year. Like I said, I always wanted to be back."

Reunited with Herbert

From 2020 to 2023, Allen shared a unique relationship with Herbert—so strong that he once joked that if they both went on the field blindfolded, the quarterback could still find his receiver. That connection translated into 376 completions for 4,088 yards and 25 touchdowns over 52 games.

Allen noticed during workouts and the first few practices back that the chemistry was still there, though some areas still needed work.

"For me, the pitch and catch stuff has been picking up where we left off," Allen said. "Just learning a new offense where they like the spots, the splits and stuff like that. That's where we are just trying to build the chemistry on that."

Safety Derwin James is one of the players who lights up every time Allen's return comes up. He knows firsthand how dangerous Allen is on third down.

"They already have the connection," James said. "It's like having your boy back with you."

In Allen's absence, Herbert developed a strong rapport with rookie receiver Ladd McConkey, connecting on 82 passes for 1,149 yards and seven touchdowns while throwing only three interceptions. Allen has noticed Herbert's growth heading into their fifth season together.

"He's more confident, he's more composed," Allen said. "He knows this offense like the back of his hand. So I'm excited about it."

Mentoring the Young Guns

Before Allen's return, some NFL experts questioned whether he and McConkey could coexist in the same offensive scheme, given

that both primarily play in the slot. Allen dismissed the concern.

"You got two guys that know how to play football, love to play football and compete," Allen said. "I think you can put us anywhere. I'm a guy who can be anywhere on the field and obviously he showed last year he can do it all, too."

McConkey agreed, noting the flexibility of the system offensive coordinator Greg Roman runs.

"The great thing about our offense is we can all move around," McConkey said. "One by three formations, whoever it might be, me, Q, Keenan, [Reagor], whoever is out there, we can all rotate and be in different positions and scheme it up the way they want and have whoever run what route then we can rotate and run another way."

Roman also feels confident it will work.

"There is great communication going on there too, so that's great as well," Roman said. "He scoffed at it. I scoff at it. There we are."

Even after only a month back with the Chargers, Allen was already voted a team captain.

"The respect he has from his teammates spoke volumes," Harbaugh said of Allen being voted captain.

The Chargers' receiving room features a mix of young, talented players—some experienced, some not—but all capable of making plays for Herbert. Allen has watched them closely in practice and preseason games. His first opportunity came in the Rams preseason matchup, where Tre Harris caught six passes for 85 yards and KLS had two catches for 66 yards and a touchdown.

"Definitely impressed by the young guys," Allen explained. "Just how polished they are, the techniques that they already have, the speed of the game, and the confidence."

With the receiving room's inexperience, a veteran presence was needed. While Mike Williams had been brought back, his retirement made Allen the obvious choice due to his familiarity with the team and desire to help elevate those around him.

"He's been doing it for a long, long time," Harris said. "I've even talked to him about his career, just like all the ups and downs he's gone through. It's great to have a vet like that in your room."

Before Allen returned, McConkey told the "Kay Adams Show" that he would have loved to have Allen as a teammate to pick his brain. He even tracked down Allen's past practice tape to study his route running. Now, Allen is right there in the room.

"He's a student in the game," McConkey said. "He's been around a lot, seen tons of different looks and ran tons of different routes. Asking him that it's been helpful, and it's been huge for not only for me, but our entire receiver room."

Allen, in turn, has observed how McConkey approaches preparation and game day. He quickly noticed the rookie's dedication.

"Just seeing it in person speaks volumes to his work ethic," Allen said of McConkey. "He does it day in and day out. He comes in and he works. He's one of the first guys here. He's always getting the extra body work."

Another player Allen sought out was second-year cornerback Tarheeb Still, who came to the Chargers via the Allen-to-Bears trade through the Patriots.

Allen noticed Still's number, 29, flashing on the screen last year and didn't hesitate to call him out.

"We going to get after your ass," Allen told the second-year cornerback.

Still, not usually a trash-talker, admitted that the veteran receiver's challenge excited him to face Allen in practice.

"I really took it as 'Okay, let's go. I get to compete against one of the best to play receiver. So, I took it as a challenge,'" Still said. "Kind of got me going a little bit. Kind of got me fired up."

Still knows that going up against Allen isn't for the faint of heart and views it as a chance to improve.

"It's really fun to go against him in practice," Still said. "He talks a lot, so you get to go at it. You get to compete. He runs great routes, so you get great looks. You really get to get better. So I appreciate all the work."

The young receivers aren't the only ones seeking Allen's guidance. After plays where they face each other, Still said he goes to the veteran to learn how to improve.

"He tells me what he sees when he's attacking, how he's going to attack certain routes, what kind of look he's going to give—so stuff like that, stuff I can learn from," Still said.

At this point in his career, Allen is focused on winning. He has been coached by Mike McCoy, Anthony Lynn, Brandon Staley, Matt Eberflus, along with Giff Smith and Thomas Brown (interim head coaches).

He's experienced great wins, ugly losses, and everything in between.

Allen believes the team can succeed under Harbaugh.

"I think so, he has a different approach," Allen said of Harbaugh. "He just gets it off in a different way, and it just means a little different. It's coming from a different place. So I think it's good."

He also feels the young players feed off the culture Harbaugh has instilled.

"Everybody wants to win," Allen said of the team. "Everybody wants to get their job done. The culture is unmatched."

Allen's focus is clear: make an impact, play football, and win a Super Bowl. On paper, this Chargers squad has the best chance to do so because of the talent and depth around it in all the years Allen has been a pro..

The team boasts more depth than big names—a mix of veterans and young players, with

Herbert at quarterback and strength across all skill positions.

Allen knows his role with this Chargers team: it's the same one he's had since being drafted in 2013, the same role he believes could finally help the Chargers overcome their playoff slump.

"I don't think it changes for me," Allen said. "Be Keenan Allen, do what you do. Get open, catch the ball."

Oronde Gadsden II

Chargers' early riser Oronde Gadsden II making a good first impression

*By Elliott Teaford
OC Register
June 16, 2025*

EL SEGUNDO — Rookie tight end Oronde Gadsden II usually wakes up at first light, which these days in Southern California is about 5 a.m. He hasn't adjusted to the Pacific Time Zone after living all of his life in the Eastern Time Zone, so it's been difficult to get back to sleep in an unfamiliar hotel room. Then he's out the door and on his bike for an 8-minute ride to the Chargers' practice facility.

Is anyone else around The Bolt at that unspeakable hour?

"The security guy," Gadsden said.

It's too early for breakfast.

The locker room is empty.

So is the training room.

And the weight room is, too, although strength and conditioning coach Ben Herbert usually isn't far behind.

Gadsden, 21, then heads onto one of the three practice fields hours before the sun breaks through the marine layer and well before he's required to be on hand for the last of the Chargers' organized team activities this week before a nearly monthlong break before the start of training camp on July 17.

So far, perhaps the most difficult part of practices and workouts for Gadsden since the Chargers drafted him in the fifth round in April has been adjusting to the different time zone. He's been early for practice, for workouts, for meetings, for breakfast, for every aspect of his rookie year.

"Being around when my dad was playing kind of taught me the ins and outs and how everything is going to go," Gadsden said of his father, also named Oronde, who spent six seasons as a wide receiver with the Miami Dolphins between 1998 and 2003. "Most of it has gone how I expected."

The elder Gadsden also drilled one very important lesson into his son's head.

"My dad always told me that you should show up early," Gadsden said.

In addition to impressing Chargers coach Jim Harbaugh, tight ends coach Andy Bischoff and veteran teammates such as fellow tight ends Tyler Conklin and Will Dissly, Gadsden's early arrivals have had another benefit. Gadsden has walked through the playbook on his own on the field.

"Coach Herb," as the Chargers call him to distinguish him from quarterback Justin Herbert, suggested Gadsden hit the field early in order to drill down on the plays and better prepare for team walk-throughs and practices that often don't start until noon or later. It's been very helpful.

"He was really the one that came up with that," Gadsden said of Ben Herbert.

Conklin and Dissly have been helpful in mentoring Gadsden as he makes the transition from Syracuse University to the Chargers. The tight end's job isn't just about catching spirals from Justin Herbert. It's also about blocking and clearing space for running backs Najee Harris and Omarion Hampton.

"He wants to listen, he wants to learn," Bischoff said of Gadsden. "All you ever ask of a blocker is a willingness, and we can take it from there. If they have a willingness, then you've got to hone in on the fundamentals and help them grow. If they don't have a willingness, that's a challenge.

"He has a willingness."

Gadsden also has shown in spring practices that he can make plays, which in addition to his 6-foot-5, 236-pound frame, was what attracted Chargers general manager Joe Hortiz to him before the draft. The Chargers believe he can be another reliable target for Justin Herbert.

Last season at Syracuse, Gadsden caught 73 passes for 934 yards and seven touchdowns in 13 games. He was a third-team AP All-America selection and a first-team all-Atlantic Coast Conference pick in 2024 and 2022 after moving to tight end from wide receiver before the '22 season.

"It's way early, way early, but he's twitchy," Bischoff said in evaluating Gadsden's play so far. "He separates. He does some really good things in the passing game, and I think, as he's become more comfortable in our system in the last four or five days, people are beginning to see that."

Now, if the Chargers can just get him to sleep past the crack of dawn.

Omarion Hampton

The Inside Story of How the Chargers Drafted Omarion Hampton

*By Eric Smith
Chargers.com
June 2, 2025*

The night before Round 1 of the 2025 NFL Draft, the Chargers held a gathering at a restaurant in El Segundo.

Chargers General Manager Joe Hortiz was there, as was Head Coach Jim Harbaugh and his staff, the entire scouting and personnel team and several other departments within the Bolts front office.

The event was to celebrate months of hard work and commitment that would culminate over the next three days beginning with the No. 22 overall pick, which the Chargers held in the first round.

"It's a cool thing to just bring people together," Chargers assistant general manager Chad Alexander said of the get together. "After going through the process and debating with each other about this player or that player in our draft meetings, we're still all in this thing together. It always comes from a good place. Everyone was excited. You look around at each other and it's like, 'We're going to go all in this weekend!'"

As he mingled about at the get together, Alexander couldn't shake a premonition that Omarion Hampton was going to end up as a Los Angeles Charger the next night.

Alexander, of course, knew that the uber-talented and productive North Carolina running back might not even be available at No. 22 overall.

Others in the front office felt the same way.

"You hope," said James MacPherson, a Chargers regional scout whose area includes North Carolina.

"But there was no certainty and no guarantee because other teams are looking at the same film and same things we're looking at," MacPherson added. "I felt like he was an elite player, and those guys usually go early."

Even so, Alexander simply had a hunch and wanted to find a way to pass the intuition along to Hortiz.

Alexander was slated to give Hortiz a ride back to the team facility after the event and figured that was as good a time as ever.

"We were at the restaurant and I was thinking, 'OK, how can I tell Joe this?' But he actually brought Hampton up on the way home first," Alexander recalled with a laugh.

"I was dropping him off back at the facility and said, 'I think it's going to be Hampton.' We all just loved him," Alexander added.

Roughly 24 hours later, the Chargers turned in a card that made Hampton their first-round pick in 2025.

"When it was him, we were thrilled," Alexander said.

"Fired up to get him," Hortiz said in a press conference after the first round.

Over the past few weeks, Chargers.com spoke to various scouts within the Bolts front office for a deep dive on Hampton as a player and a person.

Here's the inside story of how Hampton ended up in powder blue.

'Who the heck is that?'

Let's go back to the beginning.

MacPherson's region is made up of eight states — Virginia, Maryland, North Carolina, South Carolina, Georgia, Kentucky, Tennessee and New York — meaning he must be strategic on how he handles school visits and which games to attend.

As fate would have it, MacPherson was in Chapel Hill on August 27, 2022, to watch North Carolina open the season against Florida A&M.

It was the very first college game for Hampton, a four-star prospect who played high school ball roughly 50 miles from UNC.

Hampton's first impression on MacPherson was a notable one as the running back scampered for 101 yards with two touchdowns in his college debut. It was the first time a UNC true freshman had hit 100 rushing yards in his first college game since 1946.

"He was a true freshman, and they were already excited about him," MacPherson said. "He kind of stood out and I was like, 'Alright, I'm going to be following this guy.'

"I was scouting some of the older players but even as a true freshman he looked like he was a junior," MacPherson added. "You're looking at a line and it's like, 'Who the heck is that?' He was one of the biggest, strongest-looking backs they had."

MacPherson later caught two of Hampton's games in 2023 when the running back was a sophomore. Hampton scored twice in the 2023 season opener against South Carolina and rumbled for 234 yards and three touchdowns on just 26 carries the following week against Appalachian State.

"You star those guys," MacPherson said of his scouting process.

Alexander also saw Hampton play in 2023 when he was the Director of Player Personnel for the New York Jets.

Hampton went off against Miami that October night as he racked up 217 total yards and three scores, including 197 rushing yards and two touchdowns on the ground.

By the end of the 2023 season, and even into the spring of 2024, everybody in the NFL scouting world knew about the rising running back from North Carolina.

A season with 1,504 rushing yards and 15 touchdowns will do that.

But Hampton also wasn't eligible for the draft yet, and scouts also wanted to see if he could replicate that success again in 2024.

A repeat performance

North Carolina spent much of the 2023 season as a Top 25 ranked team.

Experts credited their strong season to quarterback Drake Maye, who threw for 3,608 yards and 24 scores and went on to be the No. 3 overall pick in the 2024 NFL Draft.

As Hampton geared up for his junior season, many wondered how Hampton would fare

without a surefire first-round pick at quarterback next to him in the backfield.

"When a team has a big-time quarterback like Drake Maye, who could throw it all over the field, defenses are going to kind of try to defend that," MacPherson said. "So, they're going to probably play some extra defenders in coverage to basically stop the pass, and that probably opened up some more run lanes, lighter boxes on defense for Omarion to run through."

With Maye in New England, Hampton thrived as the focal point of the Tar Heel's offense.

He matched his rushing touchdown total (15) from the season before but had more rushing yards (1,660) and more yards from scrimmage (2,033) — all while North Carolina rotated at quarterback after Max Johnson, the starter to open the season, was lost for the year in Week 1 with a leg injury.

Add it up and Hampton actually tallied more 100-yard games as a junior (10) than he did as a sophomore (eight).

Hampton had 1,726 total yards as a sophomore, which accounted for 27 percent of UNC's offense. That output shot up to 38.5 percent last season when he tallied 2,033 of the offense's 5,287 yards.

Hortiz compared the two seasons unprompted at his press conference after the Chargers selected him at No. 22 overall.

"I go back to last year when I was evaluating Drake Maye and other players in North Carolina in the Fall. He stood out back then," Hortiz said. "There was just this big physical runner with breakaway speed and punishing people and making guys miss. It was like, 'Wow, this is a heck of a back.'

"And to watch him do it again this year — two years of production, durability, high character, work ethic off the charts — everything about him, that's what makes him stand out," Hortiz added.

Hampton, who averaged exactly 5.9 yards per carry in each of his final two seasons in college, made the same impression on others, too.

"I factored it in a lot," Alexander said. "You have to factor in not only who he's playing against but also who he's playing with. The year before, he was playing with a top five quarterback and was extremely productive.

"This past season he was the focal point of the offense and found a way to be productive," Alexander added. "You turn on the tape every time and see the same thing. That's just a credit to him."

MacPherson said: "That also checked another box for us in terms of, 'Hey, was it just the quarterback?' No, this guy had back-to-back productive years with and without an NFL quarterback.

"To be honest, I would say he had a better year [in 2024] because he had to run against some heavier boxes and probably break a few more tackles than he did in the past," MacPherson added.

All eyes on Hampton

The scouting process for an NFL prospect is about more than on-field production, of course.

That's the starting point, to be sure, and it's an area Hampton excelled at as he put up gaudy stats during his time at North Carolina.

"When you watch him, he's physical, he's explosive, he's tough, he's got great balance, he's got excellent speed, gets outside, finishes long runs, breaks off long runs," Hortiz said. "When you watch him in the secondary, he just lowers the shoulder and runs through tackles ... he also has value as a pass receiver."

Hortiz later added: "A three-down back. And probably a four-down back."

Alexander couldn't agree more.

"This is a grown man's sport, and he plays the game like a grown man. That's probably the highest compliment you can give to a back like him," Alexander said. "He has a style that is tailor-made for the league and that's why we were excited to get him."

But when a team decides to spend a draft pick on a player, especially in the first round, they want to make sure that prospect will fit into their team in more ways than one.

MacPherson described something called 'The Charger Mentality,' a mantra that Hortiz and Harbaugh brought to the organization when they arrived last January.

In simple terms, this mentality measures what football means to a player. Is he just in it for the fame and financial security? Or is there a hunger there that will help him succeed at the next level?

"Does he love football, and does he love the process? Is he a guy that's going to do what it takes to be successful and help his team be successful in terms of doing the little things?" MacPherson said. "Sometimes those are hard and tedious but that's what it takes to be a successful player or an elite player that can compete at the NFL level.

"He certainly was doing all those things on the field and off the field. I don't think [his production] was by accident. He very much trains like a pro already, which was great to hear," MacPherson added.

Part of MacPherson's job is to go into schools in his area and talk to staff members about prospects.

This could be a head coach, sure, but also other coaches, members of the football staff or academic advisors.

MacPherson recently recalled what he learned about Hampton as he learned more about him as both a person and a player.

"No matter who we talked to throughout this entire process, we couldn't find anybody to say anything bad about this kid. Nobody," MacPherson said. "That's rare but, every once in a while, you do find a guy who checks every box."

While MacPherson was doing his homework on Hampton, Ethan Brodsky was, too.

Brodsky is also a regional scout for the Bolts who primarily covers the Northeast.

But Hortiz recently introduced a crosschecking measure of sorts to the Chargers scouting department where regional scouts have a state or two that a pair of them will work on.

MacPherson, for example, crosses over into Maryland and West Virginia with Brodsky, who in turn will go into North Carolina on his own.

"Joe is big on overlap. Getting more eyes on players is the most important thing, and that definitely helped," Brodsky said.

The result?

A clean and thorough evaluation from multiple scouts on Hampton.

"It very much aligned, the type of player he is, the type of person he is," Brodsky said of his collaboration with MacPherson.

And while Brodsky didn't see Hampton play in person, he had an in-depth conversation with Natrone Means, North Carolina's running backs coach and a former Chargers Pro Bowl running back.

Means raved about Hampton's work ethic and training habits, as well as the fact that he was a standout person off the field and in the community.

Brodsky got an up-close look at Hampton in practice and came away impressed.

"I went there in October, and it was a walk-through day, a Thursday before they played Florida State," Brodsky said. "He was the first one in line in every drill. It's only a walk-through and these are things he's done probably 1,000 times but the way he worked was incredible.

"It was an over-the-top work ethic. That speaks volumes," Brodsky added.

MacPherson came away with the exact same vibe.

"You watch him in practice, and he was always doing something. And it wasn't like he was drawing attention to himself and distracting players," MacPherson said. "He was their No. 1 back so if it's special teams and field goals, he's over in the corner catching balls or working through the ropes.

"He was constantly doing something on the side to try and improve his game," MacPherson continued. "You saw some of those practice habits right away. It's like when you go to our practice and you see Khalil [Mack] working on the bags during special teams. He's always working on something.

"I could tell Omarion just loves ball and wasn't resting on his laurels. And that was every practice I saw him at. He just wouldn't stay still, even punching the bag in pass pro," MacPherson added. "It wasn't like he was sitting on the bench and sipping on Gatorade. I knew this was a guy who would fit right in on our practice field."

By the time the 2024 season ended, it was clear that Hampton was among the top prospects in the 2025 draft class.

And as the Chargers prepped to meet with Hampton in person, they would continue to be blown away by him.

A Bolt & Hammer

Kiel McDonald was more than excited to add Hampton to the Bolts running back room this offseason.

But truth be told, the Chargers running back coach had hoped to coach Hampton earlier in his career, too.

McDonald formerly coach running backs at the University of Utah and at USC. Even then he had heard about a high school running back all the way over in North Carolina.

"There was this running back that they said looks like Herschel Walker and he's all the way out in Carolina," McDonald said. "I'm like, 'I don't know if we're going to get a kid on the West Coast from Carolina.' I got a chance to see the tape, see the workouts and he's always been a big, strong, physical specimen.

"As the years continued to progress, that dude has 'it'. There's that 'it' factor you see in a back, whether it's things you can pull out of somebody or things he already has," McDonald added.

Fast forward to the spring of 2025 when McDonald finally got the chance to meet Hampton at the NFL Scouting Combine.

Already impressed with Hampton's play on film, the Chargers contingent in Indianapolis swooned after his in-person interview.

"I thought he could regurgitate his scheme, his offense and what he was taught," McDonald said. "We threw some random plays from his season on the TV screen and wanted him to talk us through it.

"What's the running back read here, what's his footwork, what's his track? He knew exactly what to say," McDonald added. "Talked about blitz pickup, how he was taught there, understanding how to scan. Just being able to tell us exactly how he's been taught, that was impressive. He is a smart dude, and he is a hard worker."

By that point, MacPherson and Brodsky had already submitted their year-end reports to the front office.

The Chargers host their regional scouts in December for meetings and the chance for them to attend a home game.

Scouts submit their Top 30 reports to Hortiz and Alexander, which is a list of the best players in their region.

Was Hampton the No. 1 player on MacPherson's list?

"He was," MacPherson said with a laugh. "And he stayed there."

With Hampton squarely on the Chargers radar, it was time for others in the scouting department to evaluate Hampton, too.

Jaylen Bannerman-Oden is a college and pro scout for the Chargers, meaning he dabbles in both worlds.

During the season, he will work on advance scouting reports for upcoming opponents. But he also visits a few schools for another cross-checking measure.

Additionally, under Hortiz, each scout in the front office is assigned a position group to evaluate ahead of the Draft.

Bannerman-Oden was tasked with looking at the running backs.

One of the first steps of that process was going to Hampton's Combine weigh-in with McDonald.

"With Omarion, I had a little star next to him. He looked rocked up. It looked like my man had been in the gym," Bannerman-Oden said.

Over the next few weeks after the Combine, Bannerman-Oden dove into dozens of running back prospects.

He looked at their touchdowns, simple plays, fumbles, pass protection, routes. Everything.

"Omarion might have the highest ceiling of anybody in this class, just off of his size, he can run inside and outside, has solid hands to catch the ball," Bannerman-Oden said.

"Everything he does, he's a natural at it. Some guys work really hard and they get stuff done. He works really hard and he's naturally gifted," Bannerman-Oden added. "He's breaking tackles and people are bouncing off him, it's like a man versus boys sometimes. He's got some of that stuff you can't teach."

McDonald echoed a similar sentiment when asked about his pre-draft evaluation of the 2025 running back class.

"We look at who's going to fit our skillset and what we're looking for, fit our offense, fit our scheme," McDonald said. "[Hampton] was up there at the top."

The final piece of the pre-draft puzzle?

North Carolina's Pro Day, which was held on March 24 in Chapel Hill.

MacPherson made sure to be as close to Hampton as possible for his final impression.

"You talk about him passing every phase, the last phase was his Pro Day. I was there in Chapel Hill helping the running backs coach from the Saints in the drills," MacPherson said. "We call it 'smelling their breath.' And it's like, 'OK, let me get up on this kid and watch him and see how he responds to being coached in drills and how he's working.'

"He's a nice, humble, quiet kid off the field but there's a switch," MacPherson added. "He attacked his Pro Day and getting over the bags and making cuts — I was one of the scouts giving him a secondary reaction in a drill — and he just attacked it with a different level of intensity. It was like a game. It was just bags, but he was ready to run through a guy."

As the draft neared and the Bolts front office set their board, Hampton had differentiated himself.

The Chargers have certain icons they put on players for their digital draft board. Some are for medical issues or character concerns, sure.

But some are reflected in a positive light, too.

There's a Bolt, which highlights a player's overall standout character. And there's a Hammer, which echoes a brand of physicality that you know Harbaugh loves to see on game days.

MacPherson explained what the symbols represent.

"It's a high bar to be a Bolt. When you put that Charger Bolt on a guy, you're saying he checks a lot of boxes in terms of being a pro on and off the field just as an elite guy," MacPherson said.

"And a Hammer, when they hit somebody, the other guy is going backwards," MacPherson added.

You can guess which player received both designations when the Chargers final draft board was set.

"He was a Bolt and a Hammer," MacPherson said of Hampton. "A lot of times, guys get one or the other. But the special ones get both."

A bright future

It's a special feeling for a scout when a player they've watched for more than a year gets selected to their team.

Especially in Round 1.

"It's rewarding, I'm not going to lie," MacPherson said. "You put in a lot of hard work, a lot of extra effort. We put in a lot of time as scouts watching and observing guys, watching extra film and then talking to extra people and doing as much background research as you can.

"Sometimes you don't leave a school until 7 p.m. at night and then you still have to type up all the work you did that day," MacPherson continued.

"Of course, it feels good when a guy you put a lot of work into gets picked, but scouts are team guys. And make no mistake, it was a total team effort. Everybody liked him and saw his game as a fit. There was just some really good consensus."

Consensus.

Unanimous.

Those two words came up a lot in April both before and after the Chargers drafted Hampton at No. 22 overall.

And even though Hortiz and Alexander chatted about the running back the night before the draft, everyone also knew there was a reality where Hampton was long gone before the Bolts' pick.

"Did I think Omariian was going to be there? No," Hortiz said. "Because he was one of those unanimous guys, and you kind of anticipate unanimous guys being gone. But we're fired up he was there.

"We go through all the guys, and it was unanimous," Hortiz added. "If he's there, would we take him at No. 22? Absolutely."

And that was even with the Bolts getting multiple strong trade offers to move away from No. 22 and to the latter part of the first round.

"He was designated by us as a player before the draft where we were going to have to be blown away by a trade," Alexander said. "We listen to any trade offer; that's just part of our jobs. But we weren't going to move away from this caliber of player.

"Happy as hell to get him. Offensive coaches were happy, defensive coaches were happy," Alexander added. "We're going to control the ball more and that will help our defense. It was just a consensus. Everybody was excited to get him."

Instead of trading back, the Chargers added a dynamic young running back to the offense.

Can Hampton run the ball? Check.

The two-time Doak Walker Award Finalist finished with 3,600-plus rushing yards and 36 touchdowns at North Carolina.

Can Hampton catch the ball? Check.

He had 73 career catches in college.

And can Hampton protect his quarterback? Check.

The 22-year-old will gladly use his 6-foot and 220-pound frame to wall off pass rushers.

"This is a player that can play on third down really well," said Harbaugh. "Gives Justin [Herbert] somebody to throw to out of the backfield, he's also a really good pass protector. His game is really well-rounded."

Hortiz and Harbaugh now have two drafts under their belt in Southern California.

A year ago, they took a mammoth right tackle in Joe Alt (6-foot-7 and 323 pounds) who already showed Pro Bowl potential as a rookie.

Now you add Hampton, who joins a running back room that also includes Najee Harris, a 6-1, 242-pound back that has run for 1,000-plus yards in each of his four NFL seasons.

"They complement each other well. They both have a bruising style of running and wear defenses down over four quarters," Alexander said. "It's an identity we want to bring. We are trying to build a bully here and that's how you do that."

McDonald added of Hampton: "We'll see what part he's going to play, but I can see him helping out the Chargers in a big way."

Is there any question what kind of team the Chargers are trying to assemble?

"[Hampton] is like a humble beast. And Joe Alt was like that, too," Bannerman-Oden said. "Not a flashy guy ... but that's two years in a row where we've gotten these humble savages that are just about the work and not about all the extra pomp and circumstance.

"They're not flashy guys themselves. They're about the work and they want a team that reflects that," Bannerman-Oden said of Hortiz and Harbaugh. "They want guys that will

compete and, when you get into December or the fourth quarter, will want it more."

Hampton will wear No. 8 with the Chargers and has already made the transition from Carolina blue to powder blue.

And as his rookie season approaches, he can't wait to produce for his new team.

"[The NFL] has been a dream ever since I touched a football," Hampton said. "I'm excited for it.

"It's better than I thought, to be honest," Hampton later added about getting drafted. "Surreal feeling just to get that phone call knowing that the team is trusting you to join their program."

Najee Harris

Najee Harris says Jim Harbaugh central to Chargers' signing

By Kris Rhim
ESPN
March 14, 2025

EL SEGUNDO, Calif. -- Jim Harbaugh began chasing Najee Harris almost a decade ago.

Nine years ago, Harbaugh, then the head coach at the University of Michigan, went all out to recruit Harris, a top player in the 2017 high school class. Harbaugh attended Harris' homecoming game, sporting Harris' Antioch High School colors and announcing the school's homecoming queen at halftime.

"I was just like, what the heck?" Harris said with a smile. "I mean, this dude is calling out just doing everything, but that showed how much of a down-to-earth cool guy he is."

Still, that wasn't enough to lure Harris, who signed with the University of Alabama and was a first-round pick by the Pittsburgh Steelers in the 2021 NFL draft. After four years in Pittsburgh, however, Harbaugh finally got Harris.

Harris, 27, signed a one-year deal with the Chargers earlier this week and said that Harbaugh was a driving force in his decision.

"He's the same guy, man," Harris said. "He's always energetic, man. He's always the life of the party, so he's just a good guy to be around, down to earth, and he makes you feel comfortable."

Harris said he knew that his time in Pittsburgh was coming to an end at the halfway point last year and that Steelers coach Mike Tomlin was honest with him throughout the process.

"I didn't plan on doing it," Harris said of leaving Pittsburgh. "It wasn't something that was in the plan or anything, but it is a business."

Harris has rushed for 1,000 yards in each of his four seasons. The Chargers haven't had a 1,000-yard rusher since Melvin Gordon in 2017. Harris had 18 carries for 70 yards in a win over the Chargers last season.

"When we played against them, I saw the type of team that they're on the rise to be and I wanted to be a part of that," Harris said.

Daiyan Henley

Can Daiyan Henley be a key to Chargers' Super Bowl push?

By Kris Rhim
ESPN
April 15, 2025

LOS ANGELES -- When Chargers linebacker Daiyan Henley realized his NFL dream in 2023, it was almost akin to the script of a Hollywood movie.

Henley grew up in the shadows of SoFi Stadium in Los Angeles, playing high school football at Crenshaw High with dreams of playing in the pros. He changed positions twice -- from quarterback in high school to wide receiver at the University of Nevada and then moving to defense his junior year. After spending his senior year at Washington State, Henley was drafted in the third round (No. 85) of the 2023 NFL draft by his hometown team, the Chargers.

If this were a movie with a storybook ending, Henley would have gone on to dominate as a rookie. Instead, Henley's first season was a disappointment. He played 51 defensive snaps -- spending most of his time on special teams -- as a depth player behind linebackers Kenneth Murray Jr., Eric Kendricks and Nick Niemann, who all played at least 230 defensive snaps.

"I chased this dream for so long to be here, from outside looking in, that probably seemed like it was enough," Henley told ESPN.

"But that wasn't my end-all-be-all goal to be a special teamer. ... So that was where my embarrassment was, but it was also my interior motivation."

Henley found a new opportunity in 2024 when Murray and Kendricks didn't return and with the hiring of coach Jim Harbaugh, who brought in a new defensive staff.

Last offseason, the Chargers signed linebackers Denzel Perryman and Troy Dye and drafted Junior Colson in the third round. Colson had played for Harbaugh and defensive coordinator Jesse Minter at Michigan -- his familiarity with the scheme, system and coaches made Colson a likely candidate to see a significant role in year one.

But appendicitis kept Colson out of most of training camp and Henley emerged as one of the Chargers' best linebackers during camp.

When the season began, Henley and Perryman started but would rotate with Colson and other linebackers on defense. Over time, that rotation decreased, with Henley staying on the field more often. From Weeks 8 to 16, he played at least 60 snaps in all but one game and became a vocal part of the Chargers defense.

"I think he's really just become a great calming force and leader in the middle of the defense," Minter said during the season.

The season didn't come without bumps, though. In Week 4 against the Kansas City Chiefs, Henley suffered a torn labrum in his left shoulder while making a tackle. His season would have been over if he had opted for surgery, but instead Henley played Week 5 against the Cardinals with a shoulder strap and another arm restraint to prevent further injury.

Henley had what he described as the worst game of his career that day. The Chargers defense missed 16 tackles, many of which Henley took the blame for. Cardinals running back James Conner rushed for 101 yards on 19 carries.

After that game, Henley worked with the Chargers staff to adjust his shoulder contraction.

"They said I am at a much higher chance of dislocating my shoulder with the adjustments that I made, but at that point, I was like, 'Bro, I'll take the risk,'" Henley said. "And if you look at my gameplay after Arizona, I went on a run."

He then had double-digit tackles in eight of his next nine games, including a career-high 15 tackles against the Tennessee Titans. His performance caught the attention of Harbaugh.

"The growth, the leadership, the tackling ability, that's been great," Harbaugh said. "... Elite pass defense, driving into the zone and just finding the receivers and plugging the holes and then reacting to the ball in the air that was elite."

Henley finished his sophomore season ranking eighth in the NFL in total tackles (147).

"I can truly say I don't feel embarrassed," Henley said while laughing. "I feel much better about my football life and my football journey. I feel like I did accomplish a lot, but I just know I haven't gotten to where I wanna be."

Shortly after the season ended, Henley had surgery for his labrum. As part of his recovery process, Henley said he is at the Chargers facility daily for rehab before strength training and began training his upper body again about a week ago.

After uncertainty following an uneventful rookie season, with a new coaching staff, Henley heads into his third season as the Chargers top linebacker. He expects to be 100% by training camp for a season where he feels more motivated than ever.

"Looking around the league, I feel bits of just longing for more. I see guys, and I feel like I should have that opportunity, and why didn't I?" Henley said.

"Ultimately, I'm telling myself, 'You haven't done anything yet,' and that right there motivates me. So that's where I'm at mentally. I feel like I still haven't had my moment yet."

Justin Herbert

'You gotta move on': Chargers' Justin Herbert focusing on future, not playoff failure

By Thuc Nhi Nguyen

LA Times
June 11, 2025

No one in the Chargers' locker room felt as bad as Justin Herbert. At least that's what the quarterback said after a career-high four interceptions in January cost the Chargers an opportunity for their first playoff win since 2018.

But the disappointment that rendered Herbert motionless on the sideline in Houston had faded in his memory, he said. Offseasons tend to have that rejuvenating effect.

"If I spend any more time worrying or focusing on a loss like that, I would be doing a disservice to my teammates," Herbert said Wednesday on the second day of Chargers minicamp. "Obviously it didn't go the way we wanted it to, like I said at the end of the year, but you gotta move on."

Despite the crushing wild-card loss that prolonged the Chargers' seven-year playoff win drought, Herbert maintained that his offseason has been business as usual.

Meeting with local reporters for the first time in five months, Herbert recited the typical offseason lines with a stone-faced expression. His new teammates are picking up the offense quickly. He wants to continue mastering the scheme in his second season under the coaching staff.

Herbert instead makes stronger statements on the practice field and in the weight room, where his determined nature has earned him a spot in coach Jim Harbaugh's "Elite Nine" club of the team's hardest workers.

"I know it motivates me every day to get up out of bed, like I gotta rise up to his level," Harbaugh said. "He's doing anything and everything he can possibly do. Now it's up to the rest of us."

During the offseason, the Chargers focused on adding weapons around Herbert to elevate a sputtering offense that ranked 20th in the NFL in yards per game.

Even without pads, the athleticism and instincts of running back Najee Harris and rookie Omarion Hampton have impressed Herbert. Rookie tight end Oronde Gadsden is showing his receiving capabilities as Syracuse's all-time leader for receptions and receiving yards by a tight end when he had the most catches of any player during team drills Wednesday. Gadsden, a converted wide receiver, will team with free-agent acquisition Tyler Conklin, who has had at least 50 catches in each of the last four seasons, to boost the tight end position.

The biggest offseason move was the addition of a familiar name. Mike Williams, after one year away from the franchise that drafted him in 2017, returned on a one-year contract to reunite with Herbert. The 6-foot-4 receiver, who has been working primarily with trainers during minicamp practices, "changes the way you play football when he's on your team," Herbert said.

"50-50 balls are not quite 50-50 as we've seen with Mike," the quarterback added.

The receivers could use the boost. Ladd McConkey was the group's only consistent force last year. The former second-round pick dominated against Houston with an NFL rookie playoff-record 197 yards receiving, nine catches and one touchdown. The rest of his teammates combined for five receptions and 45 yards. Still

without a playoff win in two appearances entering his sixth NFL season, Herbert completed a career-low 43.7% of his passes and was sacked four times.

Getting Williams and rookie receivers Tre' Harris and KeAndre Lambert-Smith, who were selected in the second and fifth rounds, respectively, on the field could open up a more aggressive deep passing game, offensive coordinator Greg Roman said.

The stacked room also could put more pressure on Quentin Johnston to live up to the billing of a former first-round pick. The receiver entering his third year is "owning the system now," said Roman, who predicted another major step for Johnston this season.

The former Texas Christian star shook off a disappointing rookie season with 711 yards receiving and eight touchdowns on 55 catches last year. He torched the Las Vegas Raiders in a playoff seed-clinching Week 18 win for 13 receptions and 186 yards receiving. Even Johnston estimated that it was the best game he'd ever had at any level of football.

Yet he followed with a major disappointment in the biggest moment with no catches on five targets in the wild-card loss. Johnston went without a catch in two games last season, both coming in marquee matchups. He was also shut out against the Baltimore Ravens in a "Monday Night Football" showcase in which he also dropped a crucial third-down pass. To pile on, fellow receiver Zay Flowers, who the Ravens picked one spot behind Johnston in the 2022 draft, led Baltimore with 62 yards receiving on five catches.

Learning a second offense in as many years in the NFL, Johnston had to play "a game of catchup last season," Roman said. But with consistent practices in organized team activities and minicamp, the coach said Johnston is "starting to come out of the other end of the tunnel."

"Justin, he's throwing to him a lot," Roman said, "and Q's answering the call."

Tony Jefferson

Jim Harbaugh praises Tony Jefferson's leadership as Chargers bolster defense

By Fredo Cervantes
The Sporting Tribune
September 19, 2025

EL SEGUNDO — As the Los Angeles Chargers prepare for their crucial Week 3 matchup against the Denver Broncos, the team has made key roster moves to reinforce its defense. The Chargers signed safety Tony Jefferson to the active roster on Thursday, filling the spot left by outside linebacker Khalil Mack, who was placed on the IR list. Additionally, the Bolts have added outside linebackers Clelin Ferrell and Rashad Weaver to the practice squad, further strengthening their defensive depth.

Tony Jefferson's Impactful Return

Jefferson, who came out of retirement to rejoin the Chargers in 2024, has quickly become a

critical piece of the team's defensive and special teams units. Over the last two seasons, Jefferson has been a steady presence on the field, playing in nine games and starting six, including a pivotal role in the team's victory over the Las Vegas Raiders last Monday.

After initially being released during final roster cuts, Jefferson re-signed with the team on a one-year contract in March 2025 and was promoted to the active roster on Thursday. His timely return has already paid dividends, as Jefferson was elevated to the active roster for the Chargers' Week 2 game against the Raiders. In that game, he posted an impressive stat line: five tackles, two pass deflections, and an interception.

Jefferson, now 33, has had a storied 11-year career across five NFL teams—Arizona, Baltimore, San Francisco, the New York Giants, and the Chargers. Over the course of his career, he has started 72 of 122 regular-season games, compiling 500 tackles (370 solo), 9.5 sacks, 35 tackles for loss, five interceptions, 26 passes defended, eight forced fumbles, and four fumble recoveries.

A Leader and Versatile Contributor

What stands out most about Jefferson, however, is not just his statistics but his leadership and versatility. Chargers head coach Jim Harbaugh spoke highly of the veteran safety's all-around contributions to the team.

"What do I like about Tony? There's a long list," Harbaugh said. "I think it starts with he's always in the right place. And I also love that we're doing special teams, we're doing punt, return, and he's the scout team personal protector. He just does whatever is needed."

Harbaugh praised Jefferson for his ability to make an impact in all facets of the game, especially on special teams. The Chargers have utilized Jefferson's skills in multiple roles, knowing that his experience and knowledge are invaluable both on defense and in helping other areas of the team.

"He's a great leader," Harbaugh said. "Long list of things I like about Tony Jefferson, real football player."

Las Vegas Raiders tight end Brock Bowers (89) rushes the ball as Los Angeles Chargers safety Tony Jefferson (23) attempts to make a tackle during the third quarter at Allegiant Stadium. Kiyoshi Mio-Imagn Images

Las Vegas Raiders tight end Brock Bowers (89) rushes the ball as Los Angeles Chargers safety Tony Jefferson (23) attempts to make a tackle during the third quarter at Allegiant Stadium.

Veteran Presence in the Locker Room

One of Jefferson's greatest strengths is his ability to guide younger players and lead by example. Having returned to the NFL after stepping away, he understands the significance of competing for playing time with a younger, hungry group. Despite his extensive experience, Jefferson relishes the competition for snaps and cherishes the opportunity to battle alongside the younger players. His leadership both on and off the field provides the Chargers with a solid foundation as they navigate their way through the season.

At 33, Jefferson has shown that he is not just a player who fills a roster spot but a true football player with a mentality and commitment that any team would value. His experience, leadership, and willingness to contribute wherever needed make him a valuable and irreplaceable asset for the Chargers.

As the Chargers head into their Week 3 contest against the Broncos, the bolstered defensive lineup will look to build on Jefferson's strong performance and leadership. With the loss of Khalil Mack to injury, the team will rely on both the veteran presence of players like Jefferson and the depth added through signings like Ferrell and Weaver. Together, these additions give the Chargers a well-rounded defensive unit that is ready to step up and face the challenges ahead.

Jefferson's continued presence will be crucial in the coming weeks as the Chargers aim to remain competitive in a tough AFC West division. With his blend of leadership, versatility, and experience, the 33-year-old safety is proving that he still has a lot to offer, and his impact on the team will only continue to grow.

Quentin Johnston

Chargers' Quentin Johnston looks to use past struggles as fuel in 2025

By Kris Rhim
ESPN
September 8, 2025

Since Quentin Johnston entered the NFL in 2023 as the Los Angeles Chargers' first-round pick, he has struggled to meet the expectations of being a top pick.

Johnston's play has fluctuated between good and abysmal. His biggest flaw comes in drops, particularly in big moments. That first showed in his rookie season during the Week 11 matchup against the Green Bay Packers when he dropped a wide-open pass that would have put the Chargers in field goal range with 23 seconds left in the game. The Packers won, 23-20, and Los Angeles fell to 4-6.

It continued in his second season. In perhaps the Chargers' biggest game of the 2024 season, a Week 12 "Monday Night Football" matchup against the Baltimore Ravens, Johnston had one of the worst games of his career. He had five targets with no catches, but his most significant error came in the fourth quarter.

On third-and-6 with 10:56 minutes remaining and the Chargers down 23-16, Johnston ran wide open on a crossing route but dropped the ball. Los Angeles punted on fourth down and the Ravens scored on the next drive, effectively putting the game away.

Johnston's drops in big moments have led him to be one of the Chargers' most maligned players, whether from media pundits or fans on social media. It's all criticisms that Johnston sees, and he had struggled to deal with earlier in his career.

"I don't really talk about it to nobody. I feel like I just have to step up, deal with it on my own, get better each year," Johnston told ESPN. "So that's what I'm doing, that's what I'm continuing

to do. I feel like my therapist is the field, so that's where I take everything."

The Chargers have continued to give Johnston opportunities. Coach Jim Harbaugh and general manager Joe Hortiz -- who didn't draft Johnston -- have praised his potential, and he entered this season as a starter. "Quentin, just every part of his game is elite," Harbaugh said this offseason.

In the 27-21 win over the Kansas City Chiefs on Friday night, Johnston proved Hortiz and Harbaugh right. He led the Chargers in yards (79) and touchdowns (2), showing the potential that made him the No. 21 pick two years ago. There's a long way to go for Johnston and the Chargers, but Friday's game was the kind of performance he needed.

"I'm just honestly at this point trying to prove myself right. I know a lot of people don't really look at me as ... " Johnston said, before pausing to collect his thoughts. He continued: "I still see myself as a good football player. Everybody's not going to hit their peak at the same time. ... I'm just staying down and working until my time comes."

The Chargers will travel to face the Las Vegas Raiders for Week 2 on Monday, a team Johnston has had success against. The last time the Chargers played the Raiders, Week 18 of this past season, Johnston had the best game of his career, catching 13 passes for 186 yards.

"I want to have many more of these," Johnston said then.

Johnston and the Chargers play their AFC West rivals, the Raiders, on Monday at 10 p.m. ET (ESPN). Kirby Lee-Imagn Images
Johnston almost didn't make it to Week 1 against the Chiefs. In the Chargers' third preseason game against the Rams, he was concussed after a hit that left him unconscious for nearly a minute. But Johnston quickly returned to practice and was back on the field after clearing protocol in a matter of days.

Many players push through injuries at any given point in a season, but that's been a theme of Johnston's career so far. Last year in the Chargers' Week 14 game against the Chiefs, for instance, Kansas City's linebacker Nick Bolton leveled Johnston while he caught a 20-yard pass.

"Quentin Johnston, who has had drop problems, catches one of the toughest ones he's seen all year," broadcaster Mike Tirico said.

Johnston quickly bounced up and signaled a first down celebration but was in significant pain. He had sustained a left AC joint sprain on the play, which impacted how he slept and put him in a shoulder brace for the remainder of the season.

"My main thing is just to pop up and at least fake it and make it seem like I'm cool, and I deal with everything else after that," he said.

While the Chargers have preached faith in Johnston publicly, their offseason moves -- drafting wide receiver Tre' Harris in the second round and KeAndre Lambert-Smith in the fifth -- signal an organization hedging its bet if Johnston doesn't develop.

Johnston appeared on track in Week 1, and he hopes to stay that way.

"The past few years I have been having a lot of ups and downs, but I used that to kind of fuel me," Johnston said postgame. "I had a pretty good game today, so hopefully I can keep that going for the rest of the season."

Khalil Mack

Khalil Mack ‘couldn’t give up on that dream’ of winning with the Chargers

By Beth Harris
Associated Press
June 11, 2025

EL SEGUNDO, Calif. (AP) — Khalil Mack mulled retirement early in the offseason. It didn’t take long for him to decide to return to the Los Angeles Chargers.

He agreed on a contract extension in March, never becoming an unrestricted free agent.

“Got tremendous leadership here, very familiar with guys already here,” he said Wednesday at minicamp. “It was a no-brainer.”

Mack, who turned 34 in February, is in his 12th season in the league and fourth with the Chargers. Despite nine Pro Bowl selections and a Defensive Player of the Year honor, he has never won a playoff game in five appearances.

“You’re chasing that feeling of wanting to win,” Mack said. “I couldn’t give up on that dream and that goal for myself and the franchise.”

Defensive coordinator Jesse Minter said having Mack return “means everything.”

“Khalil is one of the best ever to do it,” he said.

Mack was at the Chargers facility to train in February and March, setting a tone for his teammates.

“The impact that he had on other people to train at his level is pretty incredible,” Minter said. “For young guys to have him around, it just makes everybody better.”

Around the same time Mack re-signed, the Chargers released defensive end Joey Bosa. He later signed with the Buffalo Bills.

“I texted him the other day saying it was weird not having him in the room breaking the silence with his little awkward jokes,” Mack said.

Second-year cornerback Tarheeb Still influenced Mack’s decision to stay.

Ladd McConkey

How the Chargers’ ‘uncoverable’ Ladd McConkey is poised to reach greater heights in Year 2

By Daniel Popper, The Athletic | August 18, 2025
at 7:03 am PT

EL SEGUNDO, Calif. — The Los Angeles Chargers passing offense is going to flow through Ladd McConkey in 2025.

That is not any sort of groundbreaking statement, but it is worth repeating now that the

Chargers are less than three weeks away from their season opener in Brazil.

The receivers around McConkey have garnered quite a bit of attention through training camp and the preseason — from Tre’ Harris to KeAndre Lambert-Smith to Keenan Allen. Monday’s practice, the Chargers’ 21st of camp, was a very loud reminder: This is McConkey’s room. And after breaking franchise records as a rookie, the 2024 second-round pick is poised to reach even greater heights in his second season.

McConkey carved up the Chargers’ reserve defense Monday for six catches, all of them from quarterback Justin Herbert. The Chargers are holding another mock game week this week in practice, as they did last week. So starters on both sides of the ball are facing scout teams composed of backups.

Coach Jim Harbaugh said earlier this camp that McConkey has become “uncoverable” in one-on-one situations. Monday featured example after example of that.

McConkey created separation at all three levels of the field in team drills. His first catch from Herbert went for an explosive gain on an over route in seven-on-seven. Two plays later, he beat defensive back Myles Purchase off the line of scrimmage on a slant route.

Tre’ Harris had six catches for 85 yards, KeAndre Lambert-Smith had two explosive receptions and Luke Grimm had a punt return for a TD.

In 11-on-11, McConkey ran a go route down the left sideline. Herbert identified the coverage and fit a throw in between an underneath cornerback and an over-the-top safety for another explosive gain. Later in that period, McConkey sprinted horizontally on a crossing route. Herbert threw his way again. McConkey waited until he was past a zone defender to flash his hands late and haul in the reception.

McConkey beat safety Jaylen Jones on an out route for his fifth catch of the practice, showing off his sharp and deceptive route running. On his sixth catch, McConkey displayed his down-the-field speed, separating from Purchase on a go route down the left sideline for a deep-ball reception.

The only down moment in an otherwise dominant day from McConkey was a drop in the end zone during red zone 11-on-11. He was wide open again on the play.

Last week, McConkey admitted that his “head’s not spinning as much” compared to his rookie training camp.

“Last year, (I was) trying to figure it out, whether it’s the plays, decisions on your routes, whatever it is,” McConkey said. “Now I have a year under my belt. I know what they’re expecting for me, a little bit more of what Justin expects. So I feel like just being on the same page and just being able to play fast and more free, I think that’s probably the biggest change in my game.”

McConkey missed two weeks of practice earlier in camp with an undisclosed injury. He returned to 11-on-11 drills on Aug. 12. McConkey said after that practice that his focus was on “building everything back up, getting in the swing of things, getting my conditioning back where it needs to be.”

He had some flashes last week, including four catches from Herbert on Aug. 12 and a red zone touchdown catch on Aug. 13. McConkey then started Saturday’s preseason loss to the Los Angeles Rams and had one catch from Herbert for 17 yards.

With Monday’s electric practice, the injury feels firmly behind McConkey.

“Excited to keep building,” he said.

Jamaree Salyer

Chargers training camp, Day 10: Jamaree Salyer working with first team after weight-loss ‘journey’

By Daniel Popper
The Athletic
July 28, 2025

EL SEGUNDO, Calif. — On Jan. 11, the Los Angeles Chargers lost to the Houston Texans in the first round of the playoffs. The next morning, players returned to the facility to clean out their lockers, attend exit meetings, pack their bags and say their goodbyes before leaving for the offseason.

Offensive lineman Jamaree Salyer was heading east to spend time at home with his family in Atlanta. Before departing, though, Salyer had a conversation that might change the trajectory of his football life.

Chargers executive director of player performance Ben Herbert challenged Salyer to lose weight.

“It’s for your career. It’s for you,” Herbert said, as Salyer recalled. “This is what I would like for you, but it’s up to you. It’s your career. You control it. It’s your destiny.”

Those words rang in Salyer’s head as he made sweeping changes to his offseason routine, most notably with his diet. He cut out sweets, sugary drinks, late-night eating — “all the stuff that everybody loves,” as Salyer described it after a training camp practice last week at The Bolt.

From January to July, Salyer lost 35 pounds. He called it a “journey.” According to offensive coordinator Greg Roman, Salyer “made a commitment to being in the best shape he can possibly be.” The transformation is leading to improvement, and Salyer is now making a case to start in 2025.

Monday, Salyer was at left guard in team drills with the starting offensive line. Zion Johnson, who had played exclusively with the first team through the first nine practices of camp, played center with the second team. Bradley Bozeman was the first-team center.

“He’s a different guy when you subtract 35 pounds of bad weight,” Roman said of Salyer. “His ability to move laterally (and) change direction quickly is so much better. ... He’s got some really good playing experience. He’s got good instincts. He’s a big, physical guy that last year, quite frankly, was held back by just the shape he was in.”

Salyer started at right guard in the Chargers' playoff loss. It was his fifth start of the season. He had been primarily a depth piece in 2024 while rotating in periodically in short-yardage situations. Starting right guard Trey Pipkins III was unable to play in Houston because of an injury. Salyer was the next man up.

What started as an immense opportunity turned into a tough, grueling learning experience for the 2022 sixth-round pick.

The Chargers offensive line played its worst game of the season. All five starters allowed at least three pressures. Salyer allowed three, including a sack. At times, he looked overmatched by the Houston front, particularly by veteran defensive lineman Denico Autry. As Roman said, "There were a couple plays he'd like to have back."

Salyer, who is entering the final year of his rookie deal, used that film as motivation.

"Everybody plays bad games," said Salyer, who has started 37 games for the Chargers at guard and tackle. "I looked at it, I learned from it, and I just grew. Obviously, I would love for my best games to be in the biggest moments like that, but sometimes that's life. So, taking a situation like that and not letting the Houston game turn into Year 4, and then 'what the hell happened?' and then the end of your career. That's really my biggest thing."

After a couple of weeks of family time, Salyer got to work. Coming from one of the best college programs in football at Georgia, Salyer has never shied away from training. The key was changing his diet.

Salyer would train in the mornings in the Atlanta heat. "You go outside, you start sweating — for big guys," he quipped. He would eat his first meal at noon after his training session. All meals would come between noon and 6 p.m. After that, he would not eat another meal until the following day at noon. At night, Salyer limited his intake to hydration and some occasional fruit.

From Jan. 12 to April 22, when the Chargers reported for Phase 1 of the offseason program, Salyer lost 25 pounds. He lost an additional 10 pounds after returning to the facility and resuming training with Herbert. Salyer is now playing at 332 pounds.

"A new Jamaree," left tackle Rashawn Slater said.

At the facility, the Chargers use an InBody scanner to measure body fat percentage. Salyer bought one to use in Atlanta and track his progress during the offseason.

Salyer has added lean muscle mass and lost body fat. His conditioning has improved dramatically. Salyer believes it will help him "play better later in games."

"I know I can play, obviously. I can play football," Salyer said. "I never worried about that. It's just a matter of being able to play at a high level for four quarters."

Salyer said he is already seeing results in practice. Instead of focusing simply on making it through the exhausting days of training camp, Salyer can home in on the finer details of offensive line play. His conditioning was a hindrance. Now it is an enhancement.

"I got this play, this rep. I know I can give it my best," Salyer said. "What is my assignment? What do I need to be? Where do my hands need to be, my feet? It allows me to break the game down instead of being like, 'Oh, f—, I'm tired. How do I keep pushing?'"

Salyer is just one example of what can be characterized as the Herb Effect. Herbert has now been with the Chargers for a full offseason, and they are starting to see an impact. Salyer said he has learned the most from Herbert's approach "mentally and psychologically."

"Some things just are, and some things just aren't," Salyer explained. "Life is that simple sometimes. ... You're good or you're not. It was good or it was bad. That's kind of how coach Herb is."

The Chargers have a lot of depth on the interior of their offensive line. Three spots on the line are set. Slater will be at left tackle. Joe Alt will be at right tackle. Mekhi Becton will be at right guard. The other two spots are open. Salyer has planted himself in the mix for the starting left guard job.

"The credit all goes to him," Roman said.

Salyer was challenged, and he accepted.

"I'm proud of where I'm at," he said. "Now it's just maintaining it."