



WEEK 17

GAME RELEASE

LOS ANGELES **CHARGERS** @ KANSAS CITY **CHIEFS**

SUN. JAN. 3, 2021 | 1:25 PM PT


#BOLTUP

GAME RELEASE

714.540.7100 ⚡ chargers.com ⚡ @chargers



Josh.Rupprecht@chargers.nfl.com ⚡ Jennifer.Rojas@chargers.nfl.com ⚡ Jamaal.LaFrance@chargers.nfl.com

Brock.Anderson@chargers.nfl.com ⚡ Danny.Markino@chargers.nfl.com ⚡ Lauren.Meyer@chargers.nfl.com ⚡ Ana.Spanos@chargers.nfl.com

LOS ANGELES WRAPS UP 2020 SEASON IN KANSAS CITY

The Los Angeles Chargers play their final game of the 2020 season in Kansas City against the Chiefs, kicking off at 1:25 p.m. PT from Arrowhead Stadium. The game will be broadcast on FOX while Matt “Money” Smith, Daniel Jeremiah and Shannon Farren will make the call on the Chargers Radio Network airwaves on ALT FM-98.7. Adrian Garcia-Marquez and Francisco Pinto will present the game in Spanish on Que Buena FM 105.5/94.3.

Sunday’s matchup will be the 13th between the two in the season finale, with the Chiefs holding an 8-4 advantage. Kansas City has won the past three season finale bouts with the Bolts, including last year at Arrowhead. Los Angeles looks to win at Kansas City for the second time in three years.

The Chargers won their third-straight game and second against an AFC West foe with a 19-16 win over Denver. **Justin Herbert** registered a game-winning drive for the third consecutive week, becoming the third rookie quarterback to do so since the 1970 NFL-AFL merger. With his first score of the season coming through the air, **Austin Ekeler** became just the fourth running back in the common draft era (since 1967) to reach 15 career receiving touchdowns before turning 26 years old.

Kansas City’s title defense has been strong, posting a 14-1 record and securing home field advantage throughout the AFC playoffs. Patrick Mahomes is just 260 yards shy of his second 5,000-yard season and has tossed 38 touchdowns to six interceptions. Travis Kelce set the single-season receiving yards record among tight ends (1,416) and has 11 touchdowns while Tyreek Hill has 1,276 yards and 15 touchdowns.

BY THE NUMBERS

22 After taking the ball away twice last week, the Bolts improved to 22-3 under Anthony Lynn when winning the turnover battle. The .880 winning percentage is tied for No. 7 in the NFL since Lynn took the helm in 2017.

15 Austin Ekeler reached 15 career touchdown catches, becoming the fourth running back to do so before turning 26 in the common draft era (since 1967).

100 Keenan Allen recorded the third 100-catch season of his career, sitting right at the century mark so far this season. He now owns three of the four 100-catch campaigns in team history and is five receptions from setting the single-season franchise record.

28 Last week, Justin Herbert set the all-time rookie record with his 28th touchdown pass. He’s two shy of recording the ninth 30-touchdown season in team annals.

ON THE CALL

TELEVISION: FOX
Play-by-play: TBD
Analyst: TBD
Sideline: TBD

SPANISH RADIO: QUE BUENA
FM-105.5/94.3
Play-by-play: Adrian Garcia-Marquez
Analyst: Francisco Pinto

CHARGERS RADIO: ALT FM-98.7
Play-by-play: Matt “Money” Smith
Analyst: Daniel Jeremiah
Sideline: Shannon Farren

CHARGERS MOBILE APP: Official team news, full game stats, live local Chargers games on the Chargers mobile app. For more details, visit Chargers.com/app.

**Geographic and device restrictions apply. Local & primetime games only. Data charges may apply.*

2020 CHARGERS SCHEDULE

REGULAR SEASON (6-9)

Wk	Date	Opponent	TV	Time*/Res.
1	Sun., Sept. 13	at Cincinnati	CBS	W, 16-13
2	Sun., Sept. 20	KANSAS CITY	CBS	L, 23-20 (OT)
3	Sun., Sept. 27	CAROLINA	CBS	L, 21-16
4	Sun., Oct. 4	at Tampa Bay	CBS	L, 38-31
5	Mon., Oct. 12	at New Orleans	ESPN	L, 30-27 (OT)
6	—	BYE	—	—
7	Sun., Oct. 25	JACKSONVILLE	CBS	W, 39-29
8	Sun., Nov. 1	at Denver	CBS	L, 31-30
9	Sun., Nov. 8	LAS VEGAS	FOX	L, 31-26
10	Sun., Nov. 15	at Miami	CBS	L, 29-21
11	Sun., Nov. 22	N.Y. JETS	CBS	W, 34-28
12	Sun., Nov. 29	at Buffalo	CBS	L, 27-17
13	Sun., Dec. 6	NEW ENGLAND	CBS	L, 45-0
14	Sun., Dec. 13	ATLANTA	FOX	W, 20-17
15	Thurs., Dec. 17	at Las Vegas	FOX	W, 30-27 (OT)
16	Sun., Dec. 27	DENVER	CBS	W, 19-16
17	Sun., Jan. 3	at Kansas City	FOX	1:25 p.m.

**All Times Pacific*

HOME GAMES IN CAPS

2020 AFC WEST STANDINGS

Team	W	L	T	Pct.	PF	PA
Kansas City	14	1	0	.933	452	324
Las Vegas	7	8	0	.467	402	447
L.A. Chargers	6	9	0	.400	346	405
Denver	5	10	0	.333	292	414

RELEASE INDEX

Content	Page	Content	Page
The 2020 Schedule	2	Michael Badgley Notes . . .	29
Chiefs Series History	3	Other Player Notes	30
The Matchup	5	Career Stats vs. Chiefs . . .	32
Connections	7	2020 Statistics	39
Tom Telesco	8	2020 Game Summaries . . .	41
Anthony Lynn	10	Rosters & Transactions . . .	49
Team Notes	11	Media Information	54
Justin Herbert Notes	14	Supplemental Stats	55
Keenan Allen Notes	20	Chargers Records	72
Austin Ekeler Notes	23	League Stats	87
Joey Bosa Notes	25	Last Week’s Game Book . . .	177
Isaac Rochell Notes	28	Feature Stories	195

BREAKING DOWN THE 2020 SCHEDULE

	SERIES BREAKDOWN	2020 RECORD	NOTES
	ALL-TIME: 21-14-0 HOME: 11-7-0 AWAY: 10-7-0 LAST: W, 16-13 — 2020 at Bengals	OVERALL: 4-10-1 HOME: 3-4-0 AWAY: 1-6-1 2019 POSTSEASON: N/A	The game will mark the first time that Chargers have played in Cincinnati since 2015. The Chargers are 20-14 against the Bengals, including 9-7 on the road. The Bolts clinched the 2009 AFC West title with a 27-24 Week 15 win over Cincinnati.
	ALL-TIME: 55-64-1 HOME: 31-28-1 AWAY: 24-36-0 LAST: L, 23-20 (OT) — 2020 vs. Chiefs	OVERALL: 14-1-0 HOME: 6-1-0 AWAY: 8-0-0 2019 POSTSEASON: World Champions	The Chargers have won nine of the past 16 home games against the Chiefs, with an all-time regular-season home record of 31-27-1. Los Angeles looks to win at Kansas City for the second time in three years. Six of the past 10 games at Arrowhead Stadium have been decided by seven or fewer points.
	ALL-TIME: 1-6-0 HOME: 0-4-0 AWAY: 1-2-0 LAST: L, 21-16 — 2020 vs. Panthers	OVERALL: 5-10-0 HOME: 2-5-0 AWAY: 3-5-0 2019 POSTSEASON: N/A	Los Angeles hosts the Panthers for just the fourth time in history. In a road game in 2016, Hunter Henry caught his sixth touchdown of the season, making him the fourth tight end since 1990 to have six receiving scores in the first 12 games of a career.
	ALL-TIME: 8-4-0 HOME: 3-2-0 AWAY: 5-2-0 LAST: L, 38-31 — 2020 at Buccaneers	OVERALL: 10-5-0 HOME: 4-3-0 AWAY: 6-2-0 2019 POSTSEASON: N/A	With a regular-season record of 8-3 (.727) against the Buccaneers, the Bolts face off against the team they have the best winning percentage against. Los Angeles holds a 5-1 record in Tampa. The Chargers are 5-0 when scoring 25-plus points in the series.
	ALL-TIME: 7-6-0 HOME: 3-3-0 AWAY: 4-3-0 LAST: L, 30-27 (OT) — 2020 at Saints	OVERALL: 11-4-0 HOME: 6-2-0 AWAY: 5-2-0 2019 POSTSEASON: NFC Wild Card	The Chargers face the Saints for the 13th time in history, boasting a 7-5 all-time advantage. The October matchup is just the third between the teams in New Orleans since 1997. It marks the first-ever matchup between the teams on <i>Monday Night Football</i> .
	ALL-TIME: 9-3-0 HOME: 5-0-0 AWAY: 4-3-0 LAST: W, 29-39 — 2020 vs. Jaguars	OVERALL: 1-14-0 HOME: 1-7-0 AWAY: 0-7-0 2019 POSTSEASON: N/A	The Bolts have won eight of the 11 previous matchups in the series, including all four home games. Los Angeles won last year in Jacksonville by 35 points behind a record-setting performance from Austin Ekeler.
	ALL-TIME: 53-68-1 HOME: 35-26-0 AWAY: 18-42-1 LAST: W, 19-16 — 2020 vs. Broncos	OVERALL: 5-10-0 HOME: 2-5-0 AWAY: 3-5-0 2019 POSTSEASON: N/A	The Bolts look to win in Denver for two out of three seasons for the first time since 2013. Eight of the last 10 matchups in the Mile High City have been decided by one score. The Chargers have posted 20-plus points in 10 of the past 14 home contests against the Broncos, including three of the last four.
	ALL-TIME: 55-65-2 HOME: 27-33-1 AWAY: 28-32-1 LAST: W, 30-27 (OT) — 2020 at Raiders	OVERALL: 7-8-0 HOME: 2-6-0 AWAY: 5-2-0 2019 POSTSEASON: N/A	The Chargers have won 12 of the past 17 home contests against the Raiders. Los Angeles had a 16-point home win in Week 5 of the 2018 season. 2020 will be the second-straight year the Bolts matchup with the Raiders on <i>Thursday Night Football</i> and will mark the eighth such game between the teams.
	ALL-TIME: 14-17-0 HOME: 10-8-0 AWAY: 4-9-0 LAST: L, 29-21 — 2020 at Dolphins	OVERALL: 10-5-0 HOME: 5-3-0 AWAY: 5-2-0 2019 POSTSEASON: N/A	Los Angeles plays in Miami for the second time in as many seasons. Last year, Los Angeles won 30-10 in September, the largest win for the Bolts in Miami and the largest in the series since a 25-point home win in 1993.
	ALL-TIME: 23-12-1 HOME: 14-6-0 AWAY: 9-6-1 LAST: W, 34-28 — 2020 vs. Jets	OVERALL: 2-13-0 HOME: 1-7-0 AWAY: 1-6-0 2019 POSTSEASON: N/A	For the first time since 2014, Los Angeles will host the New York Jets. In that bout, the Chargers posted the only shutout in series history, 31-0. The Bolts have an all-time series record of 22-12-1, including wins in the last three matchups and five of the last six.
	ALL-TIME: 24-11-2 HOME: 13-5-1 AWAY: 11-6-1 LAST: L, 27-17 — 2020 at Bills	OVERALL: 12-3-0 HOME: 6-1-0 AWAY: 6-2-0 2019 POSTSEASON: AFC Wild Card	Winners of four-straight games against the Bills, Los Angeles visits Buffalo for the second time in three seasons. Over that four-game streak, the Chargers have picked off 10 Bills pass attempts. The Bolts are 11-5-1 in Buffalo, winning the 2018 matchup, 31-20.
	ALL-TIME: 14-23-2 HOME: 6-11-1 AWAY: 8-12-1 LAST: L, 45-0 — 2020 vs. Patriots	OVERALL: 6-9-0 HOME: 4-3-0 AWAY: 2-6-0 2019 POSTSEASON: AFC Wild Card	The Week 13 matchup will be the Chargers' first home game against New England since 2014. The former AFL foes have split the last four Chargers home games in the series. The Bolts defeated the Patriots for the 1963 AFL title in a 41-point rout.
	ALL-TIME: 3-8-0 HOME: 1-6-0 AWAY: 2-2-0 LAST: W, 20-17 — 2020 vs. Falcons	OVERALL: 4-11-0 HOME: 2-6-0 AWAY: 2-5-0 2019 POSTSEASON: N/A	Los Angeles faces off with the Falcons for the 11th time and the seventh time in California. In the most recent matchup in 2016, the Bolts went on the road to defeat the eventual NFC Champions by three points in overtime. Seven of the 10 games in series history were decided by one score.

CHARGERS-CHIEFS SERIES HISTORY

SERIES BREAKDOWN

All-Time Series Record	56-64-1
Regular Season Series Record	55-64-1
Chargers All-Time at K.C.	24-36
Last Meeting	Sept. 20, 2020 vs. K.C. — L, 23-20 (OT)
Current Streak	L, Three games
Last Time at K.C.	Dec. 29, 2019 at K.C. — L, 31-21
Longest Chargers Win Streak	Six games (1979-81)
Longest Chiefs Win Streak	Nine games (2014-18)
Anthony Lynn vs. K.C.	1-6
Lynn All-Time vs. K.C.*	13-16
Most Career GP vs. K.C.	CB Chris Harris Jr. (19)

**Both as a Player and Coach (including years as assistant)*

TEAM SUPERLATIVES AGAINST CHIEFS

Most Points Scored	54 — Oct. 15, 1967 vs. K.C.
Fewest Points Allowed	0 — Twice; Last: Dec. 12, 2010 vs. K.C.
Average Points Scored	20.2
Average Points Allowed	22.0
Most Points (Combined)	83 — Oct. 19, 1986 at K.C.
Fewest Points (Combined)	13 — Dec. 13, 2015 at K.C.
Largest Margin of Victory	31 — Dec. 12, 2010 vs. K.C.
Most Total Net Yards	541 — Sept. 9, 2018 vs. K.C.
Fewest Total Net Yards Allowed	67 — Dec. 12, 2010 vs. K.C.
Most Net Passing Yards	418 — Sept. 9, 2018 vs. K.C.
Fewest Net Passing Yards Allowed	19 — Dec. 12, 2010 vs. K.C.
Most Rushing Yards	267 — Sept. 12, 1976 at K.C.
Fewest Rushing Yards Allowed	27 — Sept. 29, 1963 vs. K.C.
Most Takeaways	8 — Sept. 20, 1981 at K.C.
Most Turnovers	7 — Three times; Last: Dec. 8, 1968 vs. K.C.
Most Team Penalties	19 — Oct. 16, 1997 at K.C.
Fewest Team Penalties	0 — Nov. 4, 1973 vs. K.C.

MOST RECENT SINGLE-GAME HIGHS

Category	Date	Opp.	Player	No.
Completions	Dec. 22, 1985	at K.C.	M.Herrmann	37
Comp. Pct.*	Nov. 1, 2012	vs. K.C.	P.Rivers	90.0
Passing Yards	Sept. 9, 2018	vs. K.C.	P.Rivers	424
Passing TDs	Sept. 9, 2018	vs. K.C.	P.Rivers	3
Passer Rating*	Sept. 20, 1063	at K.C.	T.Rote	143.4
Rushing Yards	Dec. 18, 1988	vs. K.C.	G.Anderson	217
Rushing TDs	Sept. 11, 2016	at K.C.	M.Gordon	2
Receptions	Dec. 11, 1983	vs. K.C.	K.Winslow	14
Receiving Yards	Oct. 20, 1963	at K.C.	L.Alworth	232
Receiving TDs	Oct. 30, 2005	vs. K.C.	A.Gates	3
Scrim. Yards	Oct. 20, 1963	at K.C.	L.Alworth	232
Scrim. TDs	Dec. 13, 2018	at K.C.	M.Williams	3
Tackles	Dec. 24, 2005	at K.C.	D.Edwards	18
Sacks	Sept. 24, 2017	vs. K.C.	M.Ingram	3.0
Interceptions	Oct. 31, 2011	at K.C.	E.Weddle	2
FG Made	Sept. 29, 1996	vs. K.C.	J.Carney	5
Net Punt Avg.**	Sept. 17, 2000	at K.C.	D.Bennett	57.0

*Min. 20 Pass Attempts

**Min. Three Punts

ALL-TIME GAMES AGAINST CHIEFS

Date	Opponent	Result	Venue
Sept. 10, 1960 . . .	vs. Dallas	W, 21-20 . . .	L.A. Memorial Coliseum
Sept. 25, 1960 . . .	at Dallas	L, 17-0	Cotton Bowl
Sept. 10, 1961 . . .	at Dallas	W, 26-10	Cotton Bowl
Nov. 19, 1961 . . .	vs. Dallas	W, 24-14	Balboa Stadium
Oct. 7, 1962	vs. Dallas	W, 32-28	Balboa Stadium
Dec. 16, 1962 . . .	at Dallas	L, 26-17	Cotton Bowl
Sept. 29, 1963 . . .	vs. Kansas City . . .	W, 24-10	Balboa Stadium
Oct. 20, 1963 . . .	at Kansas City . . .	W, 38-17	Kansas City Municipal
Nov. 15, 1964 . . .	at Kansas City . . .	W, 28-14	Kansas City Municipal
Dec. 13, 1964 . . .	vs. Kansas City . . .	L, 49-6	Balboa Stadium
Sept. 26, 1965 . . .	vs. Kansas City* . .	T, 10-10	Balboa Stadium
Nov. 14, 1965 . . .	at Kansas City . . .	L, 31-7	Kansas City Municipal
Nov. 6, 1966	at Kansas City . . .	L, 24-14	Kansas City Municipal
Dec. 18, 1966 . . .	vs. Kansas City . . .	L, 27-17	Balboa Stadium
Oct. 15, 1967 . . .	vs. Kansas City . . .	W, 45-31	San Diego Stadium
Nov. 19, 1967 . . .	at Kansas City . . .	W, 17-16	Kansas City Municipal
Oct. 27, 1968 . . .	at Kansas City . . .	L, 27-20	Kansas City Municipal
Dec. 8, 1968	vs. Kansas City . . .	L, 40-3	San Diego Stadium
Sept. 14, 1969 . . .	vs. Kansas City . . .	L, 27-9	San Diego Stadium
Nov. 9, 1969	at Kansas City . . .	L, 27-3	Kansas City Municipal
Nov. 29, 1970 . . .	at Kansas City . . .	L, 26-14	Kansas City Municipal
Dec. 20, 1970 . . .	vs. Kansas City . . .	W, 31-13	San Diego Stadium
Sept. 19, 1971 . . .	vs. Kansas City . . .	W, 21-14	San Diego Stadium
Oct. 10, 1971	at Kansas City . . .	L, 31-10	Kansas City Municipal
Oct. 29, 1972 . . .	vs. Kansas City . . .	L, 26-14	San Diego Stadium
Nov. 19, 1972 . . .	at Kansas City . . .	W, 27-17	Arrowhead Stadium
Nov. 4, 1973	vs. Kansas City . . .	L, 19-0	San Diego Stadium
Dec. 16, 1973 . . .	at Kansas City . . .	L, 33-6	Arrowhead Stadium
Oct. 27, 1974 . . .	vs. Kansas City . . .	L, 24-14	San Diego Stadium
Nov. 10, 1974 . . .	at Kansas City . . .	W, 14-7	Arrowhead Stadium
Oct. 19, 1975 . . .	vs. Kansas City . . .	L, 12-10	San Diego Stadium
Dec. 7, 1975	at Kansas City . . .	W, 28-20	Arrowhead Stadium
Sept. 12, 1976 . . .	at Kansas City . . .	W, 30-16	Arrowhead Stadium
Nov. 28, 1976 . . .	vs. Kansas City . . .	L, 23-20	San Diego Stadium
Sept. 25, 1977 . . .	at Kansas City . . .	W, 23-7	Arrowhead Stadium
Oct. 23, 1977 . . .	vs. Kansas City . . .	L, 21-16	San Diego Stadium
Nov. 12, 1978 . . .	vs. Kansas City . . .	W, 29-23 (OT) . .	San Diego Stadium
Nov. 26, 1978 . . .	at Kansas City . . .	L, 23-0	Arrowhead Stadium
Nov. 4, 1979	at Kansas City . . .	W, 20-14	Arrowhead Stadium
Nov. 25, 1979 . . .	vs. Kansas City . . .	W, 28-7	San Diego Stadium

CHARGERS-CHIEFS SERIES HISTORY

ALL-TIME GAMES AGAINST CHIEFS

Date	Opponent	Result	Venue
Sept. 28, 1980	... at Kansas City	... W, 24-7	Arrowhead Stadium
Nov. 16, 1980	... vs. Kansas City	... W, 20-7	Jack Murphy Stadium
Sept. 20, 1981	... at Kansas City	... W, 42-31	Arrowhead Stadium
Nov. 1, 1981	... vs. Kansas City	... W, 22-20	Jack Murphy Stadium
Sept. 19, 1982	... at Kansas City	... L, 19-12	Arrowhead Stadium
Sept. 12, 1983	... at Kansas City	... W, 17-14	Arrowhead Stadium
Dec. 11, 1983	... vs. Kansas City	... W, 41-38	Jack Murphy Stadium
Oct. 14, 1984	... at Kansas City	... L, 31-13	Arrowhead Stadium
Dec. 16, 1984	... vs. Kansas City	... L, 42-21	Jack Murphy Stadium
Oct. 13, 1985	... vs. Kansas City	... W, 31-20	Jack Murphy Stadium
Dec. 22, 1985	... at Kansas City	... L, 38-34	Arrowhead Stadium
Oct. 19, 1986	... at Kansas City	... L, 42-41	Arrowhead Stadium
Nov. 2, 1986	... vs. Kansas City	... L, 24-23	Jack Murphy Stadium
Sept. 13, 1987	... at Kansas City	... L, 20-13	Arrowhead Stadium
Oct. 25, 1987	... vs. Kansas City	... W, 42-21	Jack Murphy Stadium
Sept. 25, 1988	... at Kansas City	... W, 24-23	Arrowhead Stadium
Dec. 18, 1988	... vs. Kansas City	... W, 24-13	Jack Murphy Stadium
Sept. 24, 1989	... vs. Kansas City	... W, 21-6	Jack Murphy Stadium
Dec. 17, 1989	... at Kansas City	... W, 20-13	Arrowhead Stadium
Nov. 18, 1990	... at Kansas City	... L, 27-10	Arrowhead Stadium
Dec. 23, 1990	... vs. Kansas City	... L, 24-21	Jack Murphy Stadium
Sept. 29, 1991	... vs. Kansas City	... L, 14-13	Jack Murphy Stadium
Dec. 8, 1991	... at Kansas City	... L, 20-17 (OT)	Arrowhead Stadium
Sept. 6, 1992	... vs. Kansas City	... L, 24-10	Jack Murphy Stadium
Nov. 8, 1992	... at Kansas City	... L, 16-14	Arrowhead Stadium
Jan. 2, 1993	... vs. Kansas City**	... W, 17-0	Jack Murphy Stadium
Oct. 17, 1993	... vs. Kansas City	... L, 17-14	Jack Murphy Stadium
Dec. 19, 1993	... at Kansas City	... L, 28-24	Arrowhead Stadium
Oct. 9, 1994	... vs. Kansas City	... W, 20-6	Jack Murphy Stadium
Nov. 13, 1994	... at Kansas City	... W, 14-13	Arrowhead Stadium
Oct. 9, 1995	... at Kansas City	... L, 29-23 (OT)	Arrowhead Stadium
Nov. 12, 1995	... vs. Kansas City	... L, 22-7	Jack Murphy Stadium
Sept. 29, 1996	... vs. Kansas City	... W, 22-19	Jack Murphy Stadium
Nov. 24, 1996	... at Kansas City	... W, 28-14	Arrowhead Stadium
Oct. 16, 1997	... at Kansas City	... L, 31-3	Arrowhead Stadium
Dec. 14, 1997	... vs. Kansas City	... L, 29-7	Qualcomm Stadium
Sept. 20, 1998	... at Kansas City	... L, 23-7	Arrowhead Stadium
Nov. 22, 1998	... vs. Kansas City	... W, 38-37	Qualcomm Stadium
Oct. 3, 1999	... vs. Kansas City	... W, 21-14	Qualcomm Stadium
Oct. 31, 1999	... at Kansas City	... L, 34-0	Arrowhead Stadium

ALL-TIME GAMES AGAINST CHIEFS

Date	Opponent	Result	Venue
Sept. 17, 2000	.. at Kansas City	... L, 42-10	Arrowhead Stadium
Nov. 26, 2000	... vs. Kansas City	... W, 17-16	Qualcomm Stadium
Nov. 4, 2001	... vs. Kansas City	... L, 25-20	Qualcomm Stadium
Dec. 23, 2001	... at Kansas City	... L, 20-17	Arrowhead Stadium
Oct. 13, 2002	... vs. Kansas City	... W, 35-34	Qualcomm Stadium
Dec. 22, 2002	... at Kansas City	... L, 24-22	Arrowhead Stadium
Sept. 7, 2003	... at Kansas City	... L, 27-14	Arrowhead Stadium
Nov. 30, 2003	... vs. Kansas City	... L, 28-24	Qualcomm Stadium
Nov. 28, 2004	... at Kansas City	... W, 34-31	Arrowhead Stadium
Jan. 2, 2005	... vs. Kansas City	... W, 24-17	Qualcomm Stadium
Oct. 30, 2005	... vs. Kansas City	... W, 28-20	Qualcomm Stadium
Dec. 24, 2005	... at Kansas City	... L, 20-7	Arrowhead Stadium
Oct. 22, 2006	... at Kansas City	... L, 30-27	Arrowhead Stadium
Dec. 17, 2006	... vs. Kansas City	... W, 20-9	Qualcomm Stadium
Sept. 30, 2007	.. vs. Kansas City	... L, 30-16	Qualcomm Stadium
Dec. 2, 2007	... at Kansas City	... W, 24-10	Arrowhead Stadium
Nov. 9, 2008	... vs. Kansas City	... W, 20-19	Qualcomm Stadium
Dec. 14, 2008	... at Kansas City	... W, 22-21	Arrowhead Stadium
Oct. 25, 2009	... at Kansas City	... W, 37-7	Arrowhead Stadium
Nov. 29, 2009	... vs. Kansas City	... W, 43-14	Qualcomm Stadium
Sept. 13, 2010	... at Kansas City	... L, 21-14	Arrowhead Stadium
Dec. 12, 2010	... vs. Kansas City	... W, 31-0	Qualcomm Stadium
Sept. 25, 2011	... vs. Kansas City	... W, 20-17	Qualcomm Stadium
Oct. 31, 2011	... at Kansas City	... L, 23-20 (OT)	Arrowhead Stadium
Sept. 30, 2012	.. at Kansas City	... W, 37-20	Arrowhead Stadium
Nov. 1, 2012	... vs. Kansas City	... W, 31-13	Qualcomm Stadium
Nov. 24, 2013	... at Kansas City	... W, 41-38	Arrowhead Stadium
Dec. 29, 2013	... vs. Kansas City	... W, 27-24 (OT)	Qualcomm Stadium
Oct. 19, 2014	... vs. Kansas City	... L, 23-20	Qualcomm Stadium
Dec. 28, 2014	... at Kansas City	... L, 19-7	Arrowhead Stadium
Nov. 22, 2015	... vs. Kansas City	... L, 33-3	Qualcomm Stadium
Dec. 13, 2015	... at Kansas City	... L, 10-3	Arrowhead Stadium
Sept. 11, 2016	... at Kansas City	... L, 33-27 (OT)	Arrowhead Stadium
Jan. 1, 2017	... vs. Kansas City	... L, 37-27	Qualcomm Stadium
Sept. 24, 2017	... vs. Kansas City	... L, 24-10	StubHub Center
Dec. 16, 2017	... at Kansas City	... L, 30-13	Arrowhead Stadium
Sept. 9, 2018	... vs. Kansas City	... L, 38-28	StubHub Center
Dec. 13, 2018	... at Kansas City	... W, 29-28	Arrowhead Stadium
Nov. 18, 2019	... vs. Kansas City	... L, 24-17	Estadio Azteca
Dec. 29, 2019	... at Kansas City	... L, 31-21	Arrowhead Stadium
Sept. 20, 2020	.. vs. Kansas City	... L, 23-20 (OT)	SoFi Stadium

Known as Dallas Texans (1960-62)

**Ties were not counted in winning percentage until the 1972 season.
Ties prior to 1972 are not calculated into the series winning percentage.*

***AFC Wild Card*

THE MATCHUP

AT THE HELM



ANTHONY LYNN

Chargers Head Coach

Overall Record: 33-33 (.500)
 Reg. Season Record: 32-32 (.500)
 Postseason Record: 1-1 (.500)
 Record vs. Chiefs: 1-6 (.143)
 Road Record (Reg.): 14-17 (.452)

Hometown: Celina, Texas
 College: Texas Tech / UNLV ('18)

Anthony Lynn was named the 16th head coach in franchise history on Jan. 13, 2017, becoming the first African-American head coach in team annals. Lynn joined the Chargers after spending the 2015-16 seasons with the Buffalo Bills as the assistant head coach, running backs coach, the positions of offensive coordinator and interim head coach. 2020 marks Lynn's fourth season as head coach of the Chargers.

The 2019 season was highlighted by record-setting performances and recognition. Keenan Allen and Melvin Ingram III each went to their third-straight Pro Bowl while Joey Bosa went to his second in three seasons. On offense, Allen set a team record for catches in a season (104) and the unit touted a pair of 1,000-yard receivers (Allen and Mike Williams) while Austin Ekeler finished the year with 92 catches for 993 yards and eight touchdowns. Lynn has compiled a 32-31 regular-season record through four-plus seasons with the Chargers.

A native of Celina, Texas, Lynn was an All-Southwest Conference RB at Texas Tech. He signed with the N.Y. Giants as an undrafted free agent in 1992. Lynn signed with Denver in 1993, then in 1995 joined the San Francisco 49ers before returning to Denver in 1997, winning back-to-back Super Bowls (XXXII and XXXIII) with the Broncos. Lynn hung up his cleats after the '99 season, having played in 83 career games.

Lynn is married to Stacey Bell Lynn. He has two children, son, D'Anton, and daughter, Danielle. Stacey was a news anchor at WNBC in New York City. D'Anton played collegiately at Penn State and professionally with the N.Y. Jets and the Hamilton Tiger-Cats of the CFL. D'Anton is currently the defensive backs coach of the Houston Texans. Danielle is a Process Improvement Specialist at Southwest Hospital in Dallas and serves as the COO of The Lynn Family Foundation.



ANDY REID

Chiefs Head Coach

Overall Record: 236-143-1 (.622)
 Reg. Season Record: 221-129-1 (.631)
 Postseason Record: 15-14 (.517)
 Record vs. Chargers: 14-4 (.778)
 Home Record (Reg.): 112-63 (.640)

Hometown: Los Angeles, Calif.
 College: BYU ('81)

2020 marks Andy Reid's eighth season at the helm of the Super Bowl LIV champion Kansas City Chiefs. Reid was hired as the club's 13th head coach in franchise history on January 7, 2013.

Upon entering his 22nd season as an NFL head coach, Reid added Super Bowl champion to his resume after he led his squad to a 31-20 come-from-behind win in Super Bowl LIV. He owns a 221-129-1 regular season record and adds a 15-14 postseason record, giving him 236 total wins, which ranks fifth in NFL history. Reid joined the Chiefs after 14 seasons as Head Coach/Executive Vice President of Football Operations of the Philadelphia Eagles where he compiled a 130-93-1 (.583) regular season record. Including his years as an assistant coach, Reid's teams have made the playoffs 21 times (24-18 record), and he has coached in four Super Bowls and 10 Championship Games (8 NFC, 2 AFC). He owns three NFL Coach of the Year titles. Since his arrival in Kansas City, Reid's teams have made it to the playoffs seven out of eight seasons, including back-to-back AFC Championship Game appearances (2018-19). In eight seasons under Reid, the Chiefs have recorded seven 10-plus win seasons.

A tackle and guard at Brigham Young University from 1979-81, Reid entered the coaching ranks as a graduate assistant at BYU under Head Coach LaVell Edwards in 1982. A native of Los Angeles, Reid prepped at John Marshall High School and went on to go to Glendale (Calif.) Junior College before attending BYU.

2020 TEAM RANKINGS



6-9
 3rd (AFC West)

14-1
 1st (AFC West)

OFFENSE (NFL RANK)

23.1 (T-21st) Points Per Game 30.1 (2nd)
 379.8 (8th) Net Yds. Per Game 425.7 (1st)
 109.9 (18th) Net Rushing Yds. Per Game 116.5 (15th)
 269.9 (6th) Net Passing Yds. Per Game 309.1 (1st)
 5.38 (21st) Scrimmage Yds. Per Play 6.34 (1st)
 10/146 Opp. Interceptions/Return Yds. 7/135
 31/-198 (14th) Sacks Allowed/Yds. 23/-150 (T-6th)
 16/6 Fumbles/Lost 16/8
 44.24% (9th) Third Down Pct. 48.11% (3rd)
 56.00% (21st) Red Zone TD Pct. 58.93% (T-17th)
 31:00 (11th) Time of Possession Avg. 30:36 (15th)
 16 (T-5th) Giveaways 15 (4th)

DEFENSE (NFL RANK)

27.0 (24th) Points Per Game 21.6 (6th)
 348.5 (12th) Net Yds. Per Game 354.5 (16th)
 124.4 (21st) Net Rushing Yds. Per Game 121.3 (18th)
 224.9 (9th) Net Passing Yds. Per Game 233.2 (15th)
 5.52 (15th) Scrimmage Yds. Per Play 5.58 (19th)
 12/217 Interceptions/ Return Yds. 16/259
 26/-136 (25th) Sacks/Yds. 29/-168 (T-19th)
 12/6 Opp. Fumbles/Lost 16/6
 42.56% (20th) Third Down Pct. 40.88% (16th)
 58.77% (T-7th) Red Zone TD Pct. 78.05% (32nd)
 18 (23rd) Takeaways 22 (T-5th)

+2 (T-14th) TURNOVER MARGIN +7 (T-5th)

SPECIAL TEAMS (NFL RANK)

44.5 (23rd) Punts-Avg. Yds. (Gross) 45.1 (16th)
 33.8 (32nd) Punts-Avg. Yds. (Net) 40.4 (17th)
 5.6 (28th) Punt Returns-Avg. Per 6.0 (25th)
 15.7 (31st) Punt Returns-Avg. Per Allowed 7.9 (15th)
 22.5 (13th) Kickoff Returns-Avg. Per 25.3 (7th)
 26.7 (29th) Kickoff Returns-Avg. Per Allowed 25.0 (25th)
 24/33 (29th) Field Goals Made/Attempted 25/27 (9th)

PENALTIES (NFL RANK)

81/687 (T-14th) Penalties Against/Yds. 100/850 (29th)

THE MATCHUP

WITHIN STRIKING DISTANCE

WR Keenan Allen

- Needs five receptions to reach 105 on the year and break his own single-season team record (104 in 2019).
- Needs eight yards to reach 1,000 for the season, giving him four consecutive 1,000-yard seasons and five for his career.
 - It would be the longest streak by a Charger in over 50 years and tie for the second-longest active streak.
- Needs 137 receiving yards to pass Gary Garrison (7,533) for the fourth-most receiving yards in team history.
- Needs a touchdown reception to set a single-season career high with nine.

DE Joey Bosa

- Needs two sacks to reach 49.5 for his career and pass DE Melvin Ingram III for No. 4 in team history since the sack became an official statistic in 1982.
- Needs 2.5 sacks to reach 50.0 for his career and — at 25 years, 176 days old on game day — would become the third-youngest player in NFL history to eclipse that mark.
 - He would also reach 10 sacks on the season, giving him four 10-sack campaigns for his career.

RB Austin Ekeler

- Needs 46 rushing yards to set a single-season career high of 558 despite missing six games.
- Needs one receiving TD to pass LaDainian Tomlinson (15) for the most TD catches by a RB in Chargers history.
- Needs 118 scrimmage yards to reach 1,000 on the year.

QB Justin Herbert

- Needs six completions to reach 380 on the year, setting the all-time rookie record.
- Needs 300 passing yards to record his eighth 300-yard game, which would tie for the most in a season in team history.
- Needs 341 passing yards to set the all-time rookie record, passing Andrew Luck (4,374 in 2012).
- Needs two passing touchdowns to reach 30 on the season. At 22 years, 299 days old on Sunday, he would be the youngest player in NFL history to register a season with 30-plus passing touchdowns (Lamar Jackson was 22 years, 322 days when he threw his 30th touchdown of 2019).
 - The performance would mark his 10th multi-touchdown performance of the season, setting a record for the most by a rookie in history.
- Needs three touchdown passes to register his sixth three-touchdown performance of the season, joining Dan Fouts and Philip Rivers as the only player in team history to have six or more such performances in a season.
- With no interceptions, would have a chance to set or tie the team record for lowest passing interception percentage in a single season (min. 150 attempts).
- Needs one rushing touchdown to reach five on the year, the most in a single season by a Chargers quarterback.

NT Linval Joseph

- A start would give him 150 for his career.

LB Kenneth Murray Jr.

- Needs two defensive tackles to pass Derwin James Jr. (105 in 2018) for the most by a Chargers rookie since 2000.

FB Gabe Nabers

- With an appearance Sunday, would become the seventh undrafted rookie to appear in all 16 games for the Bolts since 2008 — and first since Austin Ekeler in 2017.

WR Mike Williams

- Needs eight catches to reach 50 for a single-season career high.

2020 INDIVIDUAL LEADERS



6-9
3rd (AFC West)

14-1
1st (AFC West)

PASSING YARDS

Herbert	4,043	Mahomes	4,740
Taylor	208	Henne	30
Stick	4		

RUSHING YARDS

Ekeler	512	Edwards-Helaire	803
Kelley	354	Mahomes	308

RECEIVING YARDS

Allen	992	Kelce	1,416
Williams	648	Hill	1,276
Henry	613	Hardman	535
Guyton	511	Watkins	421

POINTS SCORED

Badgley	104	Butker	120
Allen	50	Hill	102
Three Tied	24	Kelce	68

INTERCEPTIONS

Davis	3	Mathieu	6
Jenkins	2	Sneed	3
Seven Tied	1	Sorensen	3

SACKS

Bosa	7.5	Jones	7.5
Nwosu	4.5	Clark	6.0
Tillery	3.0	Danna	2.5
Vigil	2.0	Four Tied	2.0

TACKLES (SOLO)

Murray Jr.	104 (67)	Sorensen	91 (68)
Jenkins	81 (56)	Hitchens	78 (44)
White	77 (50)	Wilson	65 (39)
Adderley	64 (53)	Mathieu	62 (48)

KICKOFF RETURNS (AVG.)

Adderley	10 (30.0)	Pringle	7 (35.3)
Reed	21 (20.7)	Hardman	9 (20.4)
Johnson	6 (18.5)		

PUNT RETURNS (AVG.); FAIR CATCH

Hill Jr.	12 (6.9); 10	Hardman	24 (7.3); 13
------------------	--------------	-------------------	--------------

FIELD GOALS


Badgley	24/33 (72.7%)	Butker	25/27 (92.6%)
-------------------	---------------	------------------	---------------

PUNTS (GROSS/NET AVG.)

Long	55 (46.9/33.8)	Townsend	50 (45.1/40.4)
----------------	----------------	--------------------	----------------


CHARGERS-CHIEFS CONNECTIONS

COLLEGE CONNECTIONS

	LAC	G Trai Turner	2011-13
	LAC	WR Tyron Johnson	2015
	KC	S Tyrann Mathieu	2010-12
	KC	RB Darrel Williams	2014-17


	LAC	S Jahleel Addae	2009-12
	KC	T Eric Fisher	2009-12

	LAC	WR Joe Reed	2016-19
	KC	S Juan Thornhill	2015-18


	LAC	<u>Addison Lynch</u>	2012-17
		(Asst. DBs)	
	LAC	FB Gabe Nabers	2016-19
	KC	DT Derrick Nnadi	2014-17

	LAC	CB Michael Davis	2013-16
	KC	S Dan Sorensen	2011-13
	KC	<u>Porter Ellett</u>	2010-14
		(Offensive QC)	


	LAC	T Sam Tevi	2013-16
	KC	Alex Whittingham	2013-17
		(Defensive QC)	

	LAC	RB Justin Jackson	2014-17
	KC	<u>David Girardi (Off. QC)</u>	2014-16
	KC	<u>Mike Kafka (QBs)</u>	2016

	LAC	T Forrest Lamp	2012-16
	KC	TE Deon Yelder	2014-17

	LAC	Seth Ryan (QC)	2013-16
	KC	CB Bashaud Breeland	2010-13
	KC	WR Sammy Watkins	2011-13

	LAC	<u>Rip Scherer</u>	2011-12
		(Sr. Coaching Asst.)	
KC	<u>Eric Bieniemy (OC)</u>	2011-12	


	LAC	<u>George Stewart</u>	1986-88
		(Sr. Analyst)	
KC	Andy Heck (OL)	1985-88	

	LAC	<u>Chris Caminiti</u>	2013-18
		(Sr. Coaching Asst.)	

LAC	<u>Rip Scherer</u>	2013-17
	(Sr. Coaching Asst.)	

LAC	<u>Tyler Judkins (Asst. S&C)</u>	2012-17
-----	--------------------------------------	---------

LAC	<u>C/G Scott Quessenberry</u>	2013-17
KC	<u>Ryan Reynolds (Asst. S&C)</u>	2012-16

	LAC	T Bryan Bulaga	2007-09
	KC	Greg Castillo	2008-12
		(College Scouting Coord.)	

AREA BONDS

Chiefs **Head Coach Andy Reid** (Los Angeles) and **Offensive Coordinator Eric Bieniemy** (West Covina) are L.A. County natives.

Chargers **CB Chris Harris Jr.** attended the University of Kansas in nearby Lawrence, Kan., from 2007-10.

Kansas City **WR Byron Pringle** hails from Tampa Bay, Fla., as does Chargers **T Tyree St. Louis**. Chargers **LB Denzel Perryman**, along with Chiefs **CB Rashad Fenton** and practice squad **CB DeAndre Baker**, are all from Miami, Fla.

Underlined indicates coaching or administrative roles.

NOTEWORTHY BONDS

Chiefs **Offensive Coordinator Eric Bieniemy** was a running back and return specialist for the Chargers from 1991-94, leading the Bolts with 30 punt returns (7.6 avg.) in 1992. In Super Bowl XXIX, **Bieniemy** recorded the Chargers' longest play from scrimmage, a 33-yard catch-and-run off of a screen pass.

Chargers practice squad **S Jaylen Watkins** is Chiefs **WR Sammy Watkins'** older half-brother. The two brothers that hail from Fort Meyers, Fla., were teammates for the first half of the 2015 season on the Buffalo Bills when **Jaylen** was a member of the Bills' practice squad.

Chiefs **S Tyrann Mathieu** and Bolts **G Trai Turner** were teammates at both St. Augustine H.S. in New Orleans, La., and at Louisiana State (2011-12). **Mathieu** and **Turner's** 2011 Bayou Bengals squad finished the season 13-1 with a win in the SEC Championship Game and an appearance in the BCS National Championship Game.

Chargers **OL Coach James Campen** logged 17 starts at C for the Packers from 1992-93, playing for then-Offensive Assistant and current Chiefs **Head Coach Andy Reid**.

Chiefs **WRs Coach Greg Lewis** (2009-10) and **QBs Coach Mike Kafka** (2008) played for then-WRs Coach and current Chargers **Sr. Analyst George Stewart** on the Vikings.


Chargers **Asst. Offensive Line Coach David Diaz-Infante** was an offensive lineman on **Reid's** inaugural Philadelphia Eagles team in 1999.

Chiefs **T Mike Remmers** logged an appearance for the Bolts in 2013, while Chargers **NT Damion Square** (2014), **TEs Coach Alfredo Roberts** (1988-90) and **Sr. Coaching Asst. Chris Caminiti** (2009-10) all spent time as members of the Chiefs organization.

Chargers **QB Tyrod Taylor** and Chiefs **Defensive Coordinator Steve Spagnuolo** were both members of Baltimore's Super Bowl XLVII Championship team.

Chiefs **G Stefen Wisniewski** and Chargers practice squad **S Jaylen Watkins** were teammates on Philadelphia's Super Bowl LII Championship team.

PRO CONNECTIONS


Sr. Analyst George Stewart (2007-16)		Off. Coordinator Eric Bieniemy (2006-10)
DT Linval Joseph (2014-19)		Run Game Coord./DL Coach
		Brendan Daly (2006-08, '12-13)
		<i>QBs Coach Mike Kafka (2008)</i>
		<i>WRs Coach Greg Lewis (2009-10)</i>
		T Mike Remmers (2017-18)

Head Coach Anthony Lynn (2015-16)		WR Sammy Watkins (2014-16)
QB Tyrod Taylor (2015-17)		

<i>OL Coach James Campen (1989-92, 2004-18)</i>		Head Coach Andy Reid (1992-98)
T Bryan Bulaga (2010-19)		Head S&C Barry Rubin (1995-2005)
CB Casey Hayward (2012-15)		DT Mike Pennel (2014-16)

Head S&C John Lott (1997-2004)		DBs Coach Dave Merritt (2001-03)
QBs Coach Pep Hamilton (2003-05)		DT Mike Pennel (2017-18)
Asst. DL Coach La'Roi Glover (2017-18)		G Kelechi Osemele (2019)
Asst. OL David Diaz-Infante (2019)		RB Le'Veon Bell (2019-20)

Head Coach Anthony Lynn (2003-04)		OL Coach Andy Heck (2004-12)
TEs Coach Alfredo Roberts (2003-06)		QB Chad Henne (2012-17)
Def. Coordinator Gus Bradley (2013-16)		

Asst. DL Coach La'Roi Glover (2010-16)		Def. Coordinator Steve Spagnuolo (2009-11)
		Run Game Coord./DL Coach
		Brendan Daly (2009-11)
		LBs Coach Matt House (2009-11)

DBs Coach Ron Milus (2004-05)		DBs Coach Dave Merritt (2004-17)
DT Linval Joseph (2010-13)		

Off. Coordinator Shane Steichen (2013)		T Mitchell Schwartz (2012-15)
QBs Coach Pep Hamilton (2016)		C Austin Reiter (2016-17)
OL Coach James Campen (2019)		TE Ricky Seals-Jones (2019)

Head S&C John Lott (2007-14)		FB Anthony Sherman (2011-12)
Asst. OL Coach David Diaz-Infante (2015)		S Tyrann Mathieu (2013-17)
		DE Alex Okafor (2013-16)

G Trai Turner (2014-19)		T Mike Remmers (2014-16)
-------------------------	---	--------------------------

Italicized indicates coaches who were players at the time.

TOM TELESKO



IN-SEASON RECOGNITION

Telesko has acquired 10 players since 2013 to win AFC Player of the Week recognition and one to win AFC Player of the Month. **Joey Bosa** twice earned NFL Defensive Rookie of the Month in 2016 (October and December) en route to winning consensus Defensive Rookie of the Year honors.

This season, **Casey Hayward Jr.** kicked off the year by winning AFC Defensive Player of the Week for his Week 1 performance at Cincinnati — 12 solo tackles and two passes defended, becoming the first NFL defensive back since at least 2000 to have more than 10 solo tackles and multiple breakups on Kickoff Weekend.

Justin Herbert was named the NFL Offensive Rookie of the Month for October and November, tossing 10-plus touchdowns in both months. He posting a 122.2 passer rating in October — the best by a rookie in the month in NFL history (min. 50 attempts).

CHARGERS TO WIN AFC PLAYER OF THE WEEK/MONTH OR NFL ROOKIE OF THE MONTH, ACQUIRED SINCE 2013

Year	Player	Phase	Month/Week
2016	P Drew Kaser	Special Teams	Week 6 vs. Den.
	LB Denzel Perryman	Defense	Week 7 at Atl.
	DE Joey Bosa	NFL Def. Rookie	October
	RB Melvin Gordon III	Offense	Week 9 vs. Ten.
	DE Joey Bosa	NFL Def. Rookie	December
	2017	RB Melvin Gordon III	Offense
	WR Travis Benjamin	Special Teams	Week 7 vs. Den.
	CB Casey Hayward Jr.	Defense	November
2018	CB Desmond King II	Defense	Week 9 at Sea.
	CB Desmond King II	Special Teams	Week 13 at Pit.
	K Michael Badgley	Special Teams	Week 14 vs. Cin.
	WR Mike Williams	Offense	Week 15 at K.C.
2019	P Ty Long	Special Teams	Week 1 vs. Ind.
	DE Joey Bosa	Defense	Week 8 at Chi.
2020	CB Casey Hayward Jr.	Defense	Week 1 at Cin.
	QB Justin Herbert	NFL Off. Rookie	October
	QB Justin Herbert	NFL Off. Rookie	November

TELESKO'S PRO BOWLERS

Throughout his tenure with the Chargers, **Telesko** has acquired or extended 11 players that went on to earn Pro Bowl nods, including five players that were acquired via draft pick.

BOLTS PRO BOWLERS ACQUIRED OR EXTENDED, SINCE 2013

Year	Player	Transaction	Pro Bowls
2013	WR Keenan Allen	Drafted (3-76)	4
2014	S Adrian Phillips	UDFA	1
	CB Jason Verrett	Drafted (1-25)	1
2015	RB Melvin Gordon III	Drafted (1-15)	2
	QB Philip Rivers	Extended	3
2016	DE Joey Bosa	Drafted (1-3)	3
	CB Casey Hayward Jr.	UFA (G.B.)	2
2017	DE Melvin Ingram III	Extension	3
	T Russell Okung	UFA (Den.)	1
2018	S Derwin James Jr.	Drafted (1-17)	1
	C Mike Pouncey	FA	1
Totals	11 Players		22
	<i>5 Drafted Players</i>		<i>11</i>

TELESKO'S PFWA SUPERLATIVES

Selections made by **Telesko** have garnered league-wide recognition. He has drafted eight players that were named All-Rookie by the *Professional Football Writers of America*.

A pair of picks by Telesko earned *PFWA* Rookie of the Year honors — **Keenan Allen** for offense in 2013 and **Joey Bosa** for defense in 2016. A pair of recent picks were each named an All-Pro from *The Associated Press* in 2018: **Derwin James Jr.** (1st-team S, 2nd-team DB) and **Desmond King II** (1st-team DB, 2nd-team PR).

Below is a look at Telesko's draft picks that have made a Pro Bowl or been recognized by the *PFWA* as All-AFC or All-Rookie:

CHARGERS DRAFT PICK SUPERLATIVES FROM PFWA WHILE WITH TEAM, SINCE 2013

Drafted	Player	All-NFL	All-AFC	All-Rookie
2013	Keenan Allen	0	1	1
	D.J. Fluker	0	0	1
2014	Jason Verrett	0	0	0
2015	Melvin Gordon III	0	0	0
2016	Joey Bosa	0	2	1
	Jatavis Brown	0	0	1
	Hunter Henry	0	0	1
2017	Dan Feeney	0	0	1
2018	Derwin James Jr.	0	1	1
2019	Drue Tranquill	0	0	1
Totals	10 Players	0	4	8

TOM TELESKO DRAFT HISTORY



Chargers General Manager Tom Telesko has drafted 52 players since joining the team in 2013. Those draft picks have combined to play 1,720 games and make 928 starts in the regular season (43 games played with 26 starts in the postseason) for the Bolts.

2020 CHARGERS DRAFT SELECTIONS

Pos.	Player	Drafted	Reg. Season		Postseason	
			GP	GS	GP	GS
QB	Justin Herbert	1-6	14	14	0	0
LB	Kenneth Murray Jr.	1-23	15	15	0	0
RB	Joshua Kelley	4-112	13	0	0	0
WR	Joe Reed	5-151	10	0	0	0
S	Alohi Gilman	6-186	14	0	0	0
WR	KJ Hill Jr.	7-220	14	0	0	0
TOTALS			80	29	0	0

2019 CHARGERS DRAFT SELECTIONS

Pos.	Player	Drafted	Reg. Season		Postseason	
			GP	GS	GP	GS
DT	Jerry Tillery	1-28	30	13	0	0
S	Nasir Adderley	2-60	18	13	0	0
T	Trey Pipkins III	3-91	25	7	0	0
LB	Drue Tranquill	4-130	16	4	0	0
QB	Easton Stick	5-166	1	0	0	0
LB	Emeke Egbule	6-200	28	0	0	0
DT	Cortez Broughton	7-242	10	0	0	0
TOTALS			128	37	0	0

2018 CHARGERS DRAFT SELECTIONS

Pos.	Player	Drafted	Reg. Season		Postseason	
			GP	GS	GP	GS
S	Derwin James Jr.	1-17	21	21	2	2
DE	Uchenna Nwosu	2-48	45	10	2	0
DT	Justin Jones	3-84	39	23	2	2
LB	Kyzir White	4-119	30	20	0	0
C/G	Scott Quessenberry	5-155	46	9	2	0
WR	Dylan Cantrell	6-191	0	0	0	0
RB	Justin Jackson	7-251	28	5	2	0
TOTALS			209	88	10	4

2017 CHARGERS DRAFT SELECTIONS

Pos.	Player	Drafted	Reg. Season		Postseason	
			GP	GS	GP	GS
WR	Mike Williams	1-7	55	32	2	2
G	Forrest Lamp	2-38	24	17	0	0
C/G	Dan Feeney	3-71	62	56	2	2
S	Rayshawn Jenkins	4-113	61	32	2	2
DB	Desmond King II	5-151	53	23	2	2
T	Sam Tevi	6-190	58	44	2	2
DE	Isaac Rochell	7-225	50	8	2	0
TOTALS			362	212	12	10

2016 CHARGERS DRAFT SELECTIONS

Pos.	Player	Drafted	Reg. Season		Postseason	
			GP	GS	GP	GS
DE	Joey Bosa	1-3	63	59	2	2
TE	Hunter Henry	2-35	55	49	1	1
C	Max Tuerk	3-66	0	0	0	0
LB	Joshua Perry	4-102	15	1	0	0
LB	Jatavis Brown	5-175	56	23	0	0
P	Drew Kaser	6-179	36	0	0	0
FB	Derek Watt	6-198	64	13	2	0
G	Donavon Clark	7-224	0	0	0	0
TOTALS			289	145	5	3

2015 CHARGERS DRAFT SELECTIONS

Pos.	Player	Drafted	Reg. Season		Postseason	
			GP	GS	GP	GS
RB	Melvin Gordon III	1-15	67	63	2	2
LB	Denzel Perryman	2-48	68	50	0	0
CB	Craig Mager	3-83	24	10	0	0
LB	Kyle Emanuel	5-153	63	32	2	0
DE	Darius Philon	6-192	54	19	2	0
TOTALS			276	174	6	2

2014 CHARGERS DRAFT SELECTIONS

Pos.	Player	Drafted	Reg. Season		Postseason	
			GP	GS	GP	GS
CB	Jason Verrett	1-25	25	21	0	0
LB	Jeremiah Attaochu	2-50	38	13	0	0
G	Chris Watt	3-89	17	8	0	0
DT	Ryan Carrethers	5-165	24	3	0	0
RB	Marion Grice	6-201	0	0	0	0
WR	Tevin Reese	7-240	0	0	0	0
TOTALS			104	45	0	0

2013 CHARGERS DRAFT SELECTIONS

Pos.	Player	Drafted	Reg. Season		Postseason	
			GP	GS	GP	GS
T	D.J. Fluker	1-11	59	59	2	2
LB	Manti Te'o	2-38	38	34	2	2
WR	Keenan Allen	3-76	100	95	4	3
CB	Steve Williams	5-145	31	4	0	0
LB	Tourek Williams	6-179	44	6	2	0
QB	Brad Sorensen	7-221	0	0	0	0
TOTALS			272	198	10	7

*Current Chargers

ANTHONY LYNN

A BEAST IN THE EAST

Since taking over as head coach in 2017, **Anthony Lynn's** squad has played 15 regular-season games in Eastern Time or London — tied for the most of any club that resides in Pacific Time Zone.

The Bolts have a 9-6 record in the East or London in the regular season since 2017, trailing Seattle (13 wins) and the L.A. Rams (11 wins) over that span among Pacific Time Zone teams.

HEAD COACH WINS IN EASTERN TIME ZONE AND LONDON, PACIFIC TIME ZONE TEAMS, REGULAR SEASON, SINCE 2017

Rank	Coach (Team)	Wins	Losses	Ties	Pct.
1.	Pete Carroll (Sea.)	13	2	0	.867
2.	Sean McVay (LAR)	11	3	0	.786
3.	Anthony Lynn (LAC)	9	6	0	.600
4.	Kyle Shanahan (S.F.)	6	5	0	.545
5.	Jon Gruden (Oak./L.V.)	5	7	0	.417

TAKIN' CARE OF BUSINESS

Since hiring **Anthony Lynn** as head coach in 2017, the Bolts are 22-3 in games with a positive turnover margin. The .880 winning percentage ranks tied for No. 7 in the NFL over that span. The team's offense has also been among the league's best since 2017.

BEST WIN PCT., POSITIVE TURNOVER MARGIN, SINCE 2017

Rank	Team	W	L	T	Pct.
1.	Baltimore	25	2	0	.926
2.	Philadelphia	21	2	0	.913
3.	Kansas City	29	3	0	.906
4.	Minnesota	24	3	0	.889
5.	Buffalo	23	3	0	.885
6.	Seattle	30	4	0	.882
7.	L.A. Chargers	22	3	0	.880
	L.A. Rams	22	3	0	.880

TOTAL NET YARDS PER GAME, SINCE 2017

Rank	Team	Total Net Yards/Game
1.	Kansas City	401.1
2.	Tampa Bay	388.7
3.	L.A. Rams	384.4
4.	New Orleans	380.7
5.	Atlanta	375.4
6.	L.A. Chargers	374.0
7.	Dallas	370.8

NET PASSING YARDS PER GAME, SINCE 2017

Rank	Team	Net Passing Yards/Game
1.	Tampa Bay	294.8
2.	Kansas City	288.8
3.	Atlanta	277.2
4.	L.A. Chargers	269.7
5.	L.A. Rams	263.9



AROUND THE WORLD IN 80 DAYS

Since the 2017 season, **Anthony Lynn's** Chargers have ranked among the league's most-traveled teams and are the only NFL team to travel at least once around the world in every season from 2017-20.

MOST MILES TRAVELED, SINGLE SEASON, REG. AND POSTSEASON COMBINED, 2017-19

Rank	Team	Year	E.C./London Record	Miles
1.	Seattle	2018	3-0	41,236
2.	L.A. Chargers	2018	5-1	40,605
3.	Oakland	2019	2-1	40,188

In 2020, Chargers are scheduled to travel 25,387 miles for road contests. It marks the fourth-straight season that Lynn has coached the Charges to travel more than the distance around the world (approximately 25,000 miles).

SCHEDULED MILES TO TRAVEL, 2020 SEASON

Rk.	Team	Head Coach	Miles To Travel
1.	Seattle Seahawks	Pete Carroll	28,878
2.	San Francisco 49ers	Kyle Shanahan	25,485
3.	Los Angeles Chargers	Anthony Lynn	25,387
4.	New England Patriots	Bill Belichick	24,560
5.	Miami Dolphins	Brian Flores	24,528

ANTHONY LYNN COACHING RECORD

Category	W	L	T	Pct.
Regular-season record as NFL head coach	32	32	0	0.500
Postseason record as NFL head coach	1	1	0	0.500
<i>Overall record as NFL head coach</i>	32	33	0	0.500
Regular-season record as NFL coordinator	7	6	0	0.539
Postseason record as NFL coordinator	—	—	—	—
<i>Overall record as NFL coordinator</i>	7	6	0	0.539
Regular-season record as NFL assistant coach	128	130	0	0.496
Postseason record as NFL assistant coach	4	4	0	0.500
<i>Overall record as NFL assistant coach</i>	132	134	0	0.496
Regular-season record as NFL coach	167	168	0	0.499
Postseason record as NFL coach	5	5	0	0.500
Overall record as NFL coach	172	173	0	0.499

TEAM NOTES

GUS BRADLEY

Gus Bradley is in his eighth NFL season as a defensive coordinator. He has orchestrated defenses to finish inside the top-10 three times in total defense, once in rushing, four times in passing and four times in scoring defense. Bradley turned around the unit in his first season with the Bolts from the No. 29 scoring defense to rank third in the NFL.

Bradley has orchestrated defenses to success by coaching seven Pro Bowlers and four All-Pros, including safety **Derwin James Jr.** to each as a rookie in 2018.

GUS BRADLEY AS A DEFENSIVE COORDINATOR

Year	Team	Total	Rush	Pass	Scoring
2009	Sea.	356.4 (24)	111.0 (15)	245.4 (30)	24.4 (T-25)
2010	Sea.	368.6 (27)	118.9 (21)	249.6 (27)	25.4 (25)
2011	Sea.	332.2 (9)	112.3 (15)	219.9 (11)	19.7 (7)
2012	Sea.	306.2 (4)	103.1 (10)	203.1 (6)	15.3 (1)
2017	LAC	328.4 (15)	131.1 (31)	197.3 (3)	17.0 (3)
2018	LAC	333.7 (9)	105.8 (9)	227.9 (9)	20.6 (8)
2019	LAC	313.1 (6)	112.8 (18)	200.3 (5)	21.6 (14)
2020	LAC	348.5 (12)	124.4 (21)	224.1 (9)	27.0 (24)

BLOCKING BOLTS



In Week 3, the Chargers blocked an extra point attempt for the second-straight week. Los Angeles became the first team to block multiple extra points over the first three games of a season in over 30 years (Miami and Seattle each accomplished the feat in 1985). The two blocked PATs tie for the most by a Chargers team in a season since 1991 (two in 2001).

SHANE STEICHEN

Shane Steichen took over as the offensive coordinator last season for the final nine weeks. Over that eight-game span, the Chargers offense became more balanced in its play calling, improving in total offense, rushing offense and scoring offense while staying ranked No. 6 in passing offense.

SHANE STEICHEN AS AN OFFENSIVE COORDINATOR

Year	Team	Total	Rush	Pass	Scoring
2019	LAC*	384.3 (5)	112.1 (17)	272.1 (6)	22.5 (T-16)
2020	LAC	379.8 (8)	109.9 (18)	269.9 (6)	23.1 (T-21)

*Served as offensive coordinator Weeks 9-17

HONOR ROLL

With a historic performance in Week 1, **Casey Hayward Jr.** was named the AFC Defensive Player of the Week.

Justin Herbert was named the NFL Offensive Rookie of the Month honors for October and November — the third Charger to earn the recognition in history — and was voted by fans as the FedEx Air NFL Player of the Week for his performance in the Week 11 win against the Jets. Fans voted Herbert as the Pepsi Zero Sugar Rookie of the Week eight times.

CHARGERS AWARDS, 2020 SEASON

Player	Awards
WR Keenan Allen	2021 NFL Pro Bowl Selection (Fourth)
DE Joey Bosa	2021 NFL Pro Bowl Selection (Third)
CB Casey Hayward Jr.	AFC Def. Player of the Week (W1 at Cin.)
QB Justin Herbert	11 Awards
	NFL Offensive Rookie of the Month (October)
	NFL Offensive Rookie of the Month (November)
	FedEx Air NFL Player of the Week (W11 vs. NYJ)
	Pepsi Zero Sugar Rookie of the Week (W2 vs. K.C.)
	Pepsi Zero Sugar Rookie of the Week (W4 at T.B.)
	Pepsi Zero Sugar Rookie of the Week (W5 at N.O.)
	Pepsi Zero Sugar Rookie of the Week (W7 vs. Jax.)
	Pepsi Zero Sugar Rookie of the Week (W8 at Den.)
	Pepsi Zero Sugar Rookie of the Week (W9 vs. L.V.)
	Pepsi Zero Sugar Rookie of the Week (W11 vs. NYJ)
	Pepsi Zero Sugar Rookie of the Week (W15 at L.V.)

TEAM NOTES

WELCOME TO L.A.



18 players on Los Angeles' active roster are new this season.

HOW NEW CHARGERS WERE ACQUIRED

How Acquired	New Players
Draft Selections	6
Undrafted Free Agents	2
Veteran Free Agents	9
Trades	1
Waiver Claims	0
Totals	18

NEW CHARGERS ON THE ACTIVE ROSTER

Pos.	Player	Exp.	How Acq.
S	Jahleel Addae	8	Free Agent
RB	Kalen Ballage	3	Free Agent
LB	B.J. Bello	3	Free Agent
T	Bryan Bulaga	11	UFA (Green Bay)
S	Alohi Gilman	R	Draft Selection (6-186)
CB	Chris Harris Jr.	10	UFA (Denver)
QB	Justin Herbert	R	Draft Selection (1-6)
WR	KJ Hill Jr.	R	Draft Selection (7-220)
DT	Linval Joseph	11	Free Agent
RB	Joshua Kelley	R	Draft Selection (4-112)
DE	Jessie Lemonier	R	Undrafted Free Agent
LB	Kenneth Murray Jr.	R	Draft Selection (1-23)
FB	Gabe Nabers	R	Undrafted Free Agent
T	Storm Norton	1	Free Agent
TE	Donald Parham Jr.	1	Free Agent
WR	Joe Reed	R	Draft Selection (5-151)
G	Trai Turner	7	Trade (Carolina)
LB	Nick Vigil	5	UFA (Cincinnati)

NEW UNIFORM RECORD

In April, Los Angeles unveiled new, sleek uniforms to make the best uniform in sports even better — marking a new era of Chargers football as the team moves into SoFi Stadium. Below is the record for the uniform colors as well as uniform and pant combinations.

CHARGERS RECORD BY UNIFORM AND COMBOS

Uniform/Combo	Wins	Losses	Ties	Pct.
Powder Uniform	3	3	0	.500
White Pants Combo	3	1	0	.750
Gold Pants Combo	0	2	0	.000
White Uniform	2	4	0	.333
White Pants Combo	1	2	0	.333
Gold Pants Combo	1	2	0	.333
Navy Blue Color Rush	0	2	0	.000
Royal Blue Color Rush	1	0	0	1.000

DIAMONDS IN THE ROUGH

In each season from 2008-20, at least one undrafted rookie has made the Chargers active roster for the Week 1 game. Six of those players appeared in all 16 regular-season contests for the Bolts. 11 made a start for the Chargers and eight started multiple times as a rookie.

UNDRAFTED ROOKIES ON KICKOFF WEEKEND ROSTER, SINCE 2008

Season	Player	College	GP as Rookie*
2020	FB Gabe Nabers**	Florida State	15 (5 starts)
2019	DE Chris Peace	Virginia	1
	S Roderic Teamer	Tulane	7 (6 starts)
2018	LB Emmanuel Ellerbee***	Rice	3
	CB Brandon Facyson	Virginia Tech	15
	WR JJ Jones	West Georgia	3
	RB Detrez Newsome	Western Carolina	9
2017	TE Sean Culkin	Missouri	1
	RB Austin Ekeler	Western State Colorado	16
	LB Nigel Harris	South Florida	5 (1 start)
	K Younghoe Koo	Georgia Southern	4
	LB James Onwualu	Notre Dame	9
2016	RB Kenneth Farrow	Houston	13 (2 starts)
	S Dexter McCoil	Tulsa	16 (2 starts)
	C/G Spencer Pulley	Vanderbilt	16
2015	LB Nick Dzubnar	Cal Poly-San Luis Obispo	16
	WR Tyrell Williams	Western Oregon	7
2014	CB Chris Davis	Auburn	12 (1 start)
	RB Branden Oliver	Buffalo	14 (7 starts)
	DT Tenny Palepoi	Utah	16
2013	S Jahleel Addae	Central Michigan	16 (2 starts)
	DT Kwame Geathers	Georgia	7
2012	G Mike Harris	UCLA	15 (9 starts)
2011	LB Darryl Gamble	Georgia	5
2010	LB Brandon Lang	Troy	10
2009	S C.J. Spillman	Marshall	5 (1 start)
2008	RB Mike Tolbert	Coastal Carolina	13 (7 starts)

*Number of games played as rookie for Chargers

**Part of 55-man active roster for Week 1 (2020 COVID exception)

***Claimed off waivers from Seattle following final cuts

TEAM NOTES

CAREER FIRSTS THIS SEASON

The Bolts' young players have contributed early in their careers. Below is a look at some accomplished career firsts by the group:

CHARGERS CAREER FIRSTS THIS SEASON

Player	First Career	Notes
S Nasir Adderley	Interception	Week 5 at New Orleans Returned 39 yards
CB Tevaughn Campbell	Game Played	Week 3 vs. Carolina
	Forced Fumble	Week 7 vs. Jacksonville
	INT/Ret. TD	Week 11 vs. N.Y. Jets Returned 6 yards
	Start.	Week 9 vs. Las Vegas
LB Cole Christiansen	Game Played	Week 1 vs. N.Y. Jets
NT Breiden Fehoko	Game Played	Week 12 at Buffalo
DE Joe Gaziano	Game Played	Week 16 vs. Denver
S Alohi Gilman	Game Played	Week 1 at Cincinnati
	Tackle	Week 1 at Cincinnati of Broncos WR Tim Patrick
WR Jalen Guyton	Start.	Week 1 at Cincinnati
	Reception	Week 1 at Cin. — 16 yards from QB Tyrod Taylor
	Receiving TD	Week 2 vs. KC — 14 yards from QB Justin Herbert
RB Joshua Kelley	Game Played	Week 1 at Cincinnati
	Rushing TD	Week 1 at Cin. — 5 yards
	Reception	Week 2 vs. K.C. — 35 yards from QB Justin Herbert
QB Justin Herbert	Game Played	Week 2 vs. Kansas City
	Start.	Week 2 vs. Kansas City
	Completion	Week 2 vs. KC — 35 yards to RB Joshua Kelley
	Passing TD	Week 2 vs. KC — 14 yards to WR Jalen Guyton
	Rushing TD	Week 2 vs. KC — 4 yards
WR KJ Hill Jr.	Game Played	Week 1 at Cincinnati
	Reception	Week 3 vs. Car. — 15 yards from QB Justin Herbert
	Punt Return	Week 3 vs. Car. — 10 yards
WR Tyron Johnson	Game Played	Week 4 at Tampa Bay
	Rec./Rec. TD	Week 4 at T.B. — 53 yards from QB Justin Herbert
DE Jessie Lemonier	Game Played	Week 3 vs. Carolina
LB Kenneth Murray Jr.	Game Played	Week 1 at Cincinnati
	Start.	Week 1 at Cincinnati
	Tackle	Week 1 at Cincinnati of Bengals RB Joe Mixon
	Sack.	Week 13 vs. New England of Patriots QB Cam Newton (-4 yards)
FB Gabe Nabers	Game Played	Week 1 at Cincinnati
	Start.	Week 2 vs. Kansas City
	Reception	Week 4 at T.B. — 5 yards from QB Justin Herbert
	Receiving TD	Week 8 at Den. — 2 yards from QB Justin Herbert
T Storm Norton	Game Played	Week 5 at New Orleans
	Start.	Week 13 vs. New England
TE Donald Parham Jr.	Game Played	Week 4 at Tampa Bay
	Rec./Rec. TD	Week 4 at T.B. — 16 yards from QB Justin Herbert
	Start.	Week 8 at Denver
WR Joe Reed	Game Played	Week 1 at Cincinnati
	Kickoff Return	Week 1 at Cincinnati
	Rushing TD	Week 7 vs. Jax. — 7 yards
G/T Tyree St. Louis	Game Played	Week 1 at Cincinnati
	Start.	Week 1 at Cincinnati
TE Matt Sokol	Game Played	Week 16 vs. Denver
QB Easton Stick	Game Played	Week 7 vs. Jacksonville
	Completion	Week 7 vs. Jax. — 4 yards to WR Mike Williams

TELEVISION RATINGS BEFORE THE BYE

In the first five weeks of the 2020 season, three Chargers games were one of the 10 most watched television programs for their respective weeks — including quarterback Justin Herbert's career debut in the team's opening of SoFi Stadium ranking as the most-watched program for the week of Sept. 14-20.

Los Angeles' SoFi Stadium debut on Sept. 20 was not only the most-watched program of that week, but the No. 9 most-watched broadcast of any television program in the country from the start of the 2020 NFL season through the team's bye week.

MOST-WATCHED TV TELECASTS, SEPT. 13-OCT. 18

Rank	Date	Program	Network	Viewership
1.	Sept. 29	1st Pres. Debate	16 Networks	73.1 M
2.	Oct. 7	V.P. Debate	18 Networks	57.9 M
3.	Sept. 13	T.B. at N.O.	FOX	26.3 M
4.	Sept. 27	Dal. at Sea.	FOX	23.2 M
5.	Oct. 11	NYG at Dal.	CBS	23.0 M
6.	Oct. 18	G.B. at T.B.	FOX	22.3 M
7.	Sept. 10	Hou. at K.C.	NBC	20.6 M
8.	Sept. 13	Dal. at LAR	NBC	19.0 M
9.	Sept. 20	K.C. at LAC	CBS	19.0 M
10.	Oct. 4	Buf. at L.V.	CBS	18.7 M

MOST-WATCHED TV TELECASTS, SEPT. 14-SEPT. 20

Rank	Date	Program	Network	Viewership
1.	Sept. 20	K.C. at LAC	CBS	19.0 M
2.	Sept. 20	N.E. at Sea.	NBC	17.8 M
3.	Sept. 20	Atl. at Dal.	FOX	17.2 M

MOST-WATCHED TV TELECASTS, SEPT. 28-OCT. 4

Rank	Date	Program	Network	Viewership
1.	Sept. 29	1st Pres. Debate	16 Networks	73.1 M
2.	Oct. 4	Buf. at L.V.	CBS	18.6 M
3.	Oct. 4	Cle. at Dal.	FOX	16.8 M
4.	Oct. 4	Phi. at S.F.	NBC	15.1 M
5.	Sept. 28	K.C. at Bal.	ESPN	14.7 M
6.	Oct. 4	60 Minutes	CBS	10.8 M
7.	Oct. 4	LAC at T.B.	CBS	9.9 M

The Bolts' Monday Night Football game in Week 5 at New Orleans garnered an audience of nearly 10.7 million. The game was the highest-rated sporting event in Los Angeles that day, topping the first game of the NLCS between the Dodgers and Braves.

MOST-WATCHED TV TELECASTS, OCT. 12-OCT. 18

Rank	Date	Program	Network	Viewership
1.	Oct. 18	G.B. at T.B.	FOX	22.3 M
2.	Oct. 18	Cle. at Pit.	CBS	16.7 M
3.	Oct. 15	Biden Town Hall	ABC	14.2 M
4.	Oct. 15	Trump Town Hall	3 Networks	13.5 M
5.	Oct. 18	LAR at S.F.	NBC	12.6 M
6.	Oct. 18	Chi. at Car.	FOX	12.1 M
7.	Oct. 12	LAC at N.O.	ESPN	11.2 M

JUSTIN HERBERT

AMONG THE LEAGUE LEADERS

With 4,034 passing yards through the first 14 starts of his career, **Justin Herbert** is averaging 288.1 passing yards per game. The average ranks fourth in the NFL and No. 3 in the AFC this season among qualified passers.

Herbert is not just leading rookies in passing touchdowns this season, but ranks 10th in the NFL. He also has completed a league-high eight passes for 50-plus yards, good for the most by a rookie since at least 1991. An NFL-best four of those seven passes of 50-plus yards went for touchdowns.

PASSING YARDS/GAME, QUALIFIED PASSERS, NFL, 2020

Rank	Team	Player	Passing Yards/Game
1.	Dal.	QB Dak Prescott	371.2
2.	K.C.	QB Patrick Mahomes	316.0
3.	Hou.	QB Deshaun Watson	297.2
4.	LAC	QB Justin Herbert	288.1
5.	Buf.	QB Josh Allen	288.0

PASSING TOUCHDOWNS, NFL, 2020

Rank	Team	Player	Passing Touchdowns
1.	G.B.	QB Aaron Rodgers	44
2.	K.C.	QB Patrick Mahomes	38
	Sea.	QB Russell Wilson	38
4.	T.B.	QB Tom Brady	36
5.	Buf.	QB Josh Allen	34
6.	Pit.	QB Ben Roethlisberger	33
7.	Min.	QB Kirk Cousins	32
	Ten.	QB Ryan Tannehill	32
9.	Hou.	QB Deshaun Watson	30
10.	LAC	QB Justin Herbert	28

COMPLETIONS OF 50-PLUS YARDS, NFL, 2020

Rank	Team	Player	Completions
1.	LAC	QB Justin Herbert	8
2.	Ten.	QB Ryan Tannehill	7
3.	Sea.	QB Russell Wilson	6
4.	Ari.	QB Kyler Murray	5
	Hou.	QB Deshaun Watson	5

THREADING THE NEEDLE ON THIRD DOWN

Justin Herbert leads the NFL this season with 14 passing scores on third down. He's one of four quarterbacks to have at least 10, joining three former Super Bowl MVPs.

Herbert's 14 touchdown passes on third down are the most by a rookie in the last 40 seasons.

THIRD DOWN PASSING TOUCHDOWNS, NFL, 2020

Rank	Team	Player	Passing Touchdowns
1.	LAC	QB Justin Herbert	14
2.	G.B.	QB Aaron Rodgers	11
	K.C.	QB Patrick Mahomes	11
	T.B.	QB Tom Brady	11

HOT OUT OF THE GATE

Justin Herbert kicked off his career with a pair of historic streaks. The rookie tossed a touchdown pass in each of the first 10 games of his career, just one less than the all-time record. Herbert's streak of games with 250-plus passing yards to start a career ended at seven contests, ranking second in NFL history to Patrick Mahomes' 10-game streak.

PLAYERS WITH A PASSING TOUCHDOWN, CONSECUTIVE GAMES TO START CAREER, NFL HISTORY

Rank	Team	Player	Consecutive Games
1.	Was.	QB Mark Rypien	11
2.	LAC	QB Justin Herbert	10
3.	Den.	QB Jay Cutler	9

PLAYERS WITH 250 PASSING YARDS, CONSECUTIVE GAMES TO START CAREER, NFL HISTORY

Rank	Team	Player	Consecutive Games
1.	K.C.	QB Patrick Mahomes	10
2.	LAC	QB Justin Herbert	7
3.	—	Seven Other Players	2



JUSTIN HERBERT

A ROOKIE CAMPAIGN FOR THE AGES

AWARDS

- NFL Offensive Rookie of the Month (October)
- NFL Offensive Rookie of the Month (November)
- FedEx NFL Air Player of the Week — Week 11 vs. NYJ (fan vote)
- Eight-time Pepsi Zero Sugar Rookie of the Week (voted by fans)

RECORDS

- Most passing touchdowns by a rookie quarterback ever (28).
- Most consecutive games by a rookie quarterback with multiple passing touchdowns in NFL history (seven).
- Most performances by a rookie quarterback with 300-plus passing yards in NFL history (seven).
- Most performances by a rookie quarterback with three-plus touchdowns in NFL history (five).
- Tied for the most games by a rookie quarterback with multiple touchdown passes in NFL history (nine).
- Tied for the longest streak of game-winning drives in the fourth quarter or overtime by a rookie quarterback in the Super Bowl era (three games).
- Recorded the first win in pro football history by a rookie quarterback while posting 300 passing yards, three touchdown passes, a rushing score and no interceptions.
- Most passing touchdowns by a rookie quarterback in a game (four) and a half (three) in *Monday Night Football* history.
- Tied for the most 300-yard passing performances in a player's first two career games (two).
- Tied for the longest streak of games with three-plus touchdown passes by a rookie quarterback in NFL history (four).
- Became the first player since at least 1970 to register over 1,500 passing yards and a 100-plus passer rating through the first five games of a career.
- Set marks for the most passing attempts, completions, passing yards and touchdown passes by a rookie quarterback in Chargers history.
- Tied for the most rushing touchdowns in a season by a quarterback in Chargers history (four).
- Recorded the most single-game rushing yards by a quarterback in team annals (66 in Week 7 vs. Jax.).

ACCOMPLISHMENTS

- With 4,034 passing yards on the season, ranks fourth among rookie quarterbacks in NFL history.
- Became the first quarterback to throw a touchdown and run for a score in the first half of a debut since 1954.
- Threw for 277 yards in the first half of Week 11, the most by any rookie quarterback in a first half over the last 40 seasons.
- Joined Patrick Mahomes as the only players to eclipse 4,000 passing yards in the first 14 starts of a career.
- Threw a touchdown pass in each of his 10 games this season, the second-longest streak to open a career in NFL history.
- Became the second player in NFL history to top 250 passing yards in each of the first seven games of a career (Mahomes).
- With 300 passing yards and a rushing score, became the third quarterback in NFL history to do so in a debut.
- Threw for the fourth-most passing yards in a debut since the 1970 NFL-AFL merger.

EFFICIENCY AT ITS FINEST

With a 96.3 passer rating this season, **Justin Herbert** has the No. 6 rating by a rookie quarterback in NFL history (min. 200 att.).

Herbert's 66.3 completion percentage is the third-best and his 288.1 passing yards per game ranks No. 1 in NFL history among rookie QBs with at least 200 passing attempts.

PASSER RATING, ROOKIE QBs, MIN. 200 ATT., NFL HISTORY

Rank	Year	Team	Player	Passer Rating
1.	2016	Dal.	Dak Prescott*	104.9
2.	2017	Hou.	Deshaun Watson	103.0
3.	2012	Was.	Robert Griffin III*	102.4
4.	2012	Sea.	Russell Wilson	100.0
5.	2004	Pit.	Ben Roethlisberger*	98.1
6.	2020	LAC	Justin Herbert	96.3
7.	1983	Mia.	Dan Marino	96.0

COMPLETION PCT., ROOKIE QBs, MIN. 200 ATT., NFL HISTORY

Rank	Year	Team	Player	Comp. Pct.
1.	2016	Dal.	Dak Prescott*	67.8
2.	2004	Pit.	Ben Roethlisberger*	66.4
3.	2020	LAC	Justin Herbert	66.3
4.	2012	Was.	Robert Griffin III*	65.6
5.	2020	Cin.	Joe Burrow	65.3

PASSING YARDS/GAME, ROOKIE QBs, MIN. 200 ATT., NFL HISTORY

Rank	Year	Team	Player	Passing Yds/Game
1.	2020	LAC	Justin Herbert	288.1
2.	2012	Ind.	Andrew Luck	273.4
3.	2020	Cin.	Joe Burrow	268.8
4.	2018	Cle.	Baker Mayfield	266.1
5.	2011	Car.	Cam Newton*	253.2

*Won AP Offensive Rookie of the Year

COMING UP CLUTCH

Justin Herbert posted a game-winning drive in the fourth quarter or overtime of three-straight games, becoming just the third rookie to do so since the 1970 NFL-AFL merger. The two others — Ben Roethlisberger (2004) and Vince Young (2008) — won Offensive Rookie of the Year honors from *The Associated Press*.


THREE CONSECUTIVE GAME-WINNING DRIVES, ROOKIE QBs, SINCE 1970

Season	Team	Player	Consecutive Games
2020	LAC	Justin Herbert	3 (Dec. 13 — Dec. 27)
2006	Ten.	Vince Young*	3 (Nov. 26 — Dec. 10)
2004	Pit.	Ben Roethlisberger*	3 (Dec. 5 — Dec. 18)

*Won AP Offensive Rookie of the Year

JUSTIN HERBERT

A NOVEMBER TO REMEMBER



Justin Herbert continued his historic rookie campaign with a November to remember, setting rookie records for the month with 11 passing touchdowns, 1,473 passing yards and three performances of 300-plus yards.

The Oregon product completed three passes for 50-plus yards while also throwing six of his touchdowns on third down – both of which led all AFC quarterbacks over the month.

Herbert's two NFL Offensive Rookie of the Month awards made him the first quarterback to win the accolade multiple times in a season since Robert Griffin III in 2012. He also became the first passer to do so in consecutive months since 2010 when Sam Bradford won in October and November. Both Griffin and Bradford went on to win Offensive Rookie of the Year honors from *The Associated Press* in each of their respective seasons.

PASSING TDs, ROOKIE QBs, NOVEMBER, NFL HISTORY

Rank	Year	Team	Player	Passing TDs
1.	2020	LAC	Justin Herbert	11
2.	1998	Ind.	Peyton Manning	10
3.	—	—	Four Other Players	9

PASSING YARDS/GAME, ROOKIE QBs, MIN. 50 ATT., NOVEMBER, NFL HISTORY

Rank	Year	Team	Player	Passing Yds/Game
1.	2012	Ind.	Andrew Luck	308.5
2.	2020	LAC	Justin Herbert	294.6
3.	2006	Ari.	Matt Leinart	284.7

COMPLETIONS OF 50-PLUS YARDS, NOVEMBER, AFC, 2020

Rank	Team	Player	Completions
1.	LAC	QB Justin Herbert	3
2.	Hou. Ten.	QB Deshaun Watson QB Ryan Tannehill	2 2

THIRD DOWN PASSING TDs, NOVEMBER, AFC, 2020

Rank	Team	Player	Passing TDs
1.	LAC	QB Justin Herbert	6
2.	Mia.	QB Tua Tagovailoa	4
3.	L.V.	QB Derek Carr	3

A BIG-TIME ROOKIE

Justin Herbert has tossed 28 touchdowns on the year, the most by a rookie quarterback in NFL history. He also has registered a rookie-record five games with three-plus touchdowns this season.

Four of those games were in a row, joining Deshaun Watson as the only rookie quarterbacks in NFL history with three or more consecutive games of three-plus touchdown passes.

Herbert had a seven-game streak with multiple touchdown passes, good for the longest by a rookie quarterback in NFL history and tied for the third-best in team history. He now has eight multi-touchdown games on the season, tied for the second-most by a rookie in history.

PASSING TOUCHDOWNS, ROOKIE QBs, NFL HISTORY

Rank	Year	Team	Player	Passing TDs
1.	2020	LAC	Justin Herbert	28
2.	2018	Cle.	Baker Mayfield	27
3.	2012	Sea.	Russell Wilson	26
	1998	Ind.	Peyton Manning	26

GAMES WITH MULTIPLE PASSING TOUCHDOWNS, ROOKIE QUARTERBACKS, NFL HISTORY

Rank	Year	Team	Player	Games
1.	2020	LAC	Justin Herbert	9
	2018	Cle.	Baker Mayfield	9

With 4,034 passing yards on the season, Herbert ranks No. 4 in NFL history among rookie quarterbacks and is the fourth rookie to reach 4,000 passing yards. He is 341 yards away from ranking No. 1 all-time. Herbert has tossed for 300-plus yards in seven games this season, the most by a rookie quarterback in history.

PASSING YARDS, ROOKIE QBs, NFL HISTORY

Rank	Year	Team	Player	Passing Yards
1.	2012	Ind.	Andrew Luck	4,374
2.	2011	Car.	Cam Newton	4,051
3.	2015	T.B.	Jameis Winston	4,042
4.	2020	LAC	Justin Herbert	4,034
5.	2016	Phi.	Carson Wentz	3,782

GAMES WITH 300-PLUS PASSING YARDS, ROOKIE QUARTERBACKS, NFL HISTORY

Rank	Year	Team	Player	Games
1.	2020	LAC	Justin Herbert	7
2.	2012	Ind.	Andrew Luck	6

Herbert completed 21 passes in Week 16, getting to 374 on the year to be just six shy of setting the all-time rookie mark.

COMPLETIONS, ROOKIE QBs, NFL HISTORY

Rank	Year	Team	Player	Completions
1.	2016	Phi.	Carson Wentz	379
2.	2020	LAC	Justin Herbert	374
3.	2010	StL	Sam Bradford	354

JUSTIN HERBERT

A PRIME-TIME PRODIGY

In a pair of starts under the lights, **Justin Herbert** has cemented himself as one of the top rookie quarterbacks in prime time since the 1970 NFL-AFL merger. Among rookies with at least two prime-time starts, Herbert's 121.9 passer rating and 289.0 passing yards per game are the best since the merger.

Herbert tossed six touchdowns in prime time, including a record-setting four on *Monday Night Football*. His six passing scores rank second since 1970 among rookies, trailing only Dak Prescott's eight, who made six prime-time starts in his rookie season. Herbert also ranks No. 2 with 8.8 passing yards per attempt and a 9.1 passing touchdown percentage.

PRIME-TIME PASSER RATING, ROOKIE QBs, MIN. TWO PRIME-TIME STARTS, SINCE 1970

Rank	Year	Team	Player	Passer Rating
1.	2020	LAC	Justin Herbert	121.9
2.	2004	Pit.	Ben Roethlisberger*	113.6
3.	1998	Det.	Charlie Batch	108.6

PRIME-TIME PASSING YARDS/GAME, ROOKIE QBs, MIN. TWO PRIME-TIME STARTS, SINCE 1970

Rank	Year	Team	Player	Passing Yds/Game
1.	2020	LAC	Justin Herbert	289.0
2.	1980	Mia.	David Woodley	222.3
3.	2016	Dal.	Dak Prescott*	221.7

PRIME-TIME PASSING TOUCHDOWNS, ROOKIE QBs, MIN. TWO PRIME-TIME STARTS, SINCE 1970

Rank	Year	Team	Player	Passing Yds/Att.
1.	2016	Dal.	Dak Prescott*	8
2.	2020	LAC	Justin Herbert	6
	2012	Sea.	Russell Wilson	6

PRIME-TIME PASSING YARDS/ATTEMPT, ROOKIE QBs, MIN. TWO PRIME-TIME STARTS, SINCE 1970


Rank	Year	Team	Player	Passing Yds/Att.
1.	2004	Pit.	Ben Roethlisberger*	9.8
2.	2020	LAC	Justin Herbert	8.8
3.	1998	Det.	Charlie Batch	8.6

PRIME-TIME PASSING TOUCHDOWN PCT., ROOKIE QBs, MIN. TWO PRIME-TIME STARTS, SINCE 2000

Rank	Year	Team	Player	Passing TD Pct.
1.	2012	Sea.	Russell Wilson	9.2
2.	2020	LAC	Justin Herbert	9.1
	2017	Hou.	Deshaun Watson	9.1
4.	2004	Pit.	Ben Roethlisberger*	7.7

*Won AP Offensive Rookie of the Year

MR. OCTOBER



Justin Herbert posted a historic month for a rookie quarterback, earning him recognition as the NFL's Offensive Rookie of the Month for October. Herbert recorded a 122.2 passer rating — the best in NFL history during October by a rookie with at least 50 passing attempts in the month.

He tossed at least three touchdowns in each game of October, totaling 10 touchdowns to one interception. The 10 touchdowns made the Oregon product just the third rookie in NFL history to toss double-digit scores during October.

Herbert's 122.2 passer rating and 9.8 touchdown percentage led all NFL quarterbacks in October, while his 8.8 passing yards per attempt ranked No. 2 in the month (min. 50 attempts).

PASSER RATING, ROOKIE QBs, MIN. 50 ATT., OCTOBER, NFL HISTORY

Rank	Year	Team	Player	Passer Rating
1.	2020	LAC	Justin Herbert	122.2
2.	2004	Pit.	Ben Roethlisberger*	116.7
3.	2017	Hou.	Deshaun Watson	116.0

PASSING YARDS/ATTEMPT, ROOKIE QBs, MIN. 50 ATT., OCTOBER, NFL HISTORY

Rank	Year	Team	Player	Passing Yds/Att.
1.	1970	Buf.	Dennis Shaw*	10.0
2.	2017	Hou.	Deshaun Watson	9.4
3.	2020	LAC	Justin Herbert	8.8

*Won AP Offensive Rookie of the Year

PASSER RATING, QUAL. PASSERS, OCTOBER, NFL, 2020

Rank	Team	Player	Passer Rating
1.	LAC	QB Justin Herbert	122.2
2.	Ten.	QB Ryan Tannehill	119.1
3.	Hou.	QB Deshaun Watson	118.5

PASSING TD PCT., QUAL. PASSERS, OCTOBER, NFL, 2020

Rank	Team	Player	Passing TD Pct.
1.	LAC	QB Justin Herbert	9.8
2.	Ten.	QB Ryan Tannehill	9.1
3.	Cle.	QB Baker Mayfield	8.8

JUSTIN HERBERT

WHAT A START TO A CAREER

Justin Herbert topped 300 passing yards and threw a touchdown for the second-straight game in Week 3. The performance made Herbert just the third quarterback in NFL history to throw for 300-plus yards in each of his first two career games. The other two (Cam Newton and Kyler Murray) won Offensive Rookie of the Year honors from *The Associated Press*.

PLAYERS WITH 300-PLUS PASSING YARDS, FIRST TWO CAREER GAMES, NFL HISTORY

Season	Team	Player	Pass Yds	300-Yd Games
2020	LAC	Justin Herbert	641	2
2019	Ari.	Kyler Murray*	657	2
2011	Car.	Cam Newton*	854	2

*Won AP Offensive Rookie of the Year

In his NFL debut in Week 2, Herbert made the first start of his career leading the team on an eight-play, 79-yard game-opening drive capped by his own four-yard touchdown run. Herbert's scoring run made him the first quarterback since at least the 1970 merger to start in an NFL debut and run in a touchdown on the team's opening drive.

Later in the half, Herbert found wide receiver **Jalen Guyton** for a 14-yard score. With that score, Herbert became the first player since Giants quarterback Bob Clatterbuck to have a rushing score and a passing touchdown in the first half of an NFL debut.

PLAYERS WITH RUSHING AND PASSING TD, FIRST HALF, NFL DEBUT, SINCE 1954

Year	Team	Player	Rush TD	Pass TD
2020	LAC	Justin Herbert	1	1
1954	NYG	Bob Clatterbuck	1	1

Herbert finished the day with 311 yards, a touchdown and an interception on 22-of-33 passing (66.7 pct.) for a 94.4 passer rating. His 311 yards were the fourth-most by a quarterback in an NFL debut since the 1970 merger. With the rushing score, Herbert became the just the third player to throw for 300-plus yards and rush for a touchdown in a debut in NFL history.

PLAYERS WITH 300 PASSING YARDS AND A RUSHING TD, NFL DEBUT, NFL HISTORY

Year	Team	Player	Passing Yds	Rush TD
2020	LAC	Justin Herbert	311	1
2011	Car.	Cam Newton*	422	1
1950	Cle.	Otto Graham	346	1

MOST PASSING YARDS IN AN NFL DEBUT, SINCE 1970

Rank	Season	Team	Player	Passing Yds
1.	2011	Car.	Cam Newton*	422
2.	1987	Was.	Ed Rubbert	334
3.	2012	Was.	Robert Griffin III*	320
4.	2020	LAC	Justin Herbert	311
5.	2005	StL	Ryan Fitzpatrick	310

*Won AP Offensive Rookie of the Year


ROOKIE SENSATION

Justin Herbert tossed three touchdowns and 347 yards while adding a rushing score in Week 7. He recorded the first win in history by a rookie quarterback while posting 300 passing yards, three touchdown passes, a rushing score and no interceptions.

ROOKIE QBs WITH 300 PASSING YDS, THREE PASSING TDs AND A RUSHING TD, SINGLE GAMES, PRO FOOTBALL HISTORY

Season (Wk)	Team	Player	INTs	Result
2020 (7)	LAC	Justin Herbert	0	W, 39-29
2020 (7)	Cin.	Joe Burrow	1	L, 37-34
1969 (2)	Cin.	Greg Cook	1	W, 34-20

HERBERT MAKES MNF HISTORY



In his first prime time appearance, **Justin Herbert** posted 264 passing yards and four touchdowns on 20-of-34 passing (58.8 pct.) for a 122.7 passer rating. His four touchdown passes were the most by a rookie in *Monday Night Football* history.

Herbert threw for three touchdowns and a 134.3 passer rating in the first half — good for the most touchdown passes and the second-best passer rating in the first half in *Monday Night Football* history.

MOST SINGLE-GAME TOUCHDOWN PASSES, ROOKIE QBs, MONDAY NIGHT FOOTBALL HISTORY

Rank	Season	Team	Player	Passing TD
1.	2020	LAC	Justin Herbert	4
2.	2016	Dal.	Dak Prescott	3
	2013	NYJ	Geno Smith	3
	1983	Mia.	Dan Marino	3

A FAN FAVORITE

Justin Herbert has been voted by fans as the Pepsi Zero Sugar NFL Rookie of the Week eight times, the second-most since the award's inception in 2002.

Pepsi has been the sponsor of the award throughout its history, with the award having different names over time. **Keenan Allen** won the Pepsi NEXT NFL Rookie of the Week four times in 2013 and was voted by fans as the Pepsi NEXT Rookie of the Year.

PEPSI NFL ROOKIE OF THE WEEK AWARDS, SINGLE SEASON, FAN VOTE, SINCE 2002

Rank	Year	Team	Player	No.
1.	2004	Pit.	Ben Roethlisberger*	9
2.	2020	LAC	Justin Herbert	8
3.	2019	Jax.	Gardner Minshew II	7
	2018	Cle.	Baker Mayfield	7
	2017	N.O.	Alvin Kamara*	7
	2012	Was.	Robert Griffin III	7

*Won fan vote for Pepsi NFL Rookie of the Year

JUSTIN HERBERT

MAKING HIS MARK EARLY

Justin Herbert's historic rookie campaign ranks among the best seasons by any quarterback in franchise history. His 66.3 completion percentage is No. 4 in team annals among qualified passers while his 96.3 passer rating ranks seventh.

COMPLETION PERCENTAGE, SINGLE SEASON, QUALIFIED PASSERS, CHARGERS HISTORY

Rank	Season	Player	Completion Pct.
1.	2013	QB Philip Rivers	69.5
2.	2018	QB Philip Rivers	68.3
3.	2014	QB Philip Rivers	66.5
4.	2020	QB Justin Herbert	66.3
5.	2015	QB Philip Rivers	66.1

PASSER RATING, SINGLE SEASON, QUALIFIED PASSERS, CHARGERS HISTORY

Rank	Season	Player	Passer Rating
1.	2008	QB Philip Rivers	105.5
2.	2018	QB Philip Rivers	105.5
3.	2013	QB Philip Rivers	105.5
4.	2004	QB Drew Brees	104.8
5.	2009	QB Philip Rivers	104.4
6.	2010	QB Philip Rivers	101.8
7.	2020	QB Justin Herbert	96.3

TARGET ACQUIRED

Justin Herbert has thrown touchdowns to nine players, including seven with multiple scores. The first of his career went to Jalen Guyton, who caught the first touchdown of his career on the play.

HERBERT'S CAREER TOUCHDOWN PASSES BY RECEIVER

Receiver	Touchdown Passes
WR Keenan Allen	8
TE Hunter Henry	4
WR Mike Williams	4
WR Jalen Guyton	3
WR Tyron Johnson	3
FB Gabe Nabers	2
TE Donald Parham Jr.	2
RB Austin Ekeler	1
TE Virgil Green	1
Total (Nine Receivers)	28

HERBERT'S BIG DAYS

Seven times this year, Justin Herbert topped 300 passing yards, the most by a rookie in NFL history. His five games with three-plus touchdown passes are also tops in league annals by a rookie.

300-YARD PASSING OUTPUTS – 7

Date	Opp.	Cmp-Att	Yards	TD	Rating
Sept. 20, 2020	vs. K.C.	22-33	311	1	94.4
Sept. 27, 2020	vs. Car.	35-49	330	1	88.0
Oct. 25, 2020	vs. Jax.	27-43	347	3	111.3
Nov. 8, 2020	vs. L.V.	28-42	326	2	105.9
Nov. 22, 2020	vs. NYJ	37-49	366	3	116.5
Nov. 29, 2020	at Buf.	31-52	316	1	75.5
Dec. 17, 2020	at L.V.	22-32	314	2	121.1

THREE-TOUCHDOWN PASSING OUTPUTS – 5

Date	Opp.	Cmp-Att	Yards	TD	Rating
Oct. 4, 2020	at T.B.	20-25	290	3	137.9
Oct. 12, 2020	at N.O.	20-34	264	4	122.7
Oct. 25, 2020	vs. Jax.	27-43	347	3	111.3
Nov. 1, 2020	at Den.	29-43	278	3	89.1
Nov. 22, 2020	vs. NYJ	37-49	366	3	116.5

HERBERT'S BIG DAYS IN TEAM HISTORY

Justin Herbert is closing in on the team marks for games with 300-plus yards or three-plus touchdowns. He is just two performances shy from setting the franchise record for 300-yard games in a season.

GAMES WITH 300-PLUS PASSING YARDS, SINGLE SEASON, CHARGERS HISTORY

Rank	Season	Player	Games
1.	2019	QB Philip Rivers	8
	2015	QB Philip Rivers	8
	1980	QB Dan Fouts	8
4.	2020	QB Justin Herbert	7
	1985	QB Dan Fouts	7
	1981	QB Dan Fouts	7

GAMES WITH THREE-PLUS PASSING TOUCHDOWNS, SINGLE SEASON, CHARGERS HISTORY

Rank	Season	Player	Games
1.	2014	QB Philip Rivers	7
	2008	QB Philip Rivers	7
3.	2013	QB Philip Rivers	6
	1980	QB Dan Fouts	6
5.	2020	QB Justin Herbert	5
	2015	QB Philip Rivers	5
	1985	QB Dan Fouts	5
	1981	QB Dan Fouts	5

KEENAN ALLEN



A PERENNIAL PRO BOWLER

With prolific seasons each of the last four seasons, **Keenan Allen** earned four-straight Pro Bowl nods as one of the top receivers in football. He is one of four receivers to be named an all-star each of the last four seasons, joining Davante Adams, Tyreek Hill and DeAndre Hopkins. Allen topped 95 receptions in each of those seasons, becoming just the fourth player in NFL history to do so in four-straight years.

CONSECUTIVE SEASONS WITH 95-PLUS RECEPTIONS, NFL HISTORY

Rank	Team	Player	No. of Seasons
1.	Pit.	WR Antonio Brown	6 (2013-18)
2.	LAC	WR Keenan Allen	4 (2017-Present)
	Hou./Ari.	WR DeAndre Hopkins	4 (2017-Present)
	Ind.	WR Marvin Harrison	4 (1999-2002)
	S.F.	WR Jerry Rice	4 (1993-96)

Allen is on the verge of topping 1,000 yards in each of those four campaigns, the longest streak by a Charger in 50 years (Lance Alworth had seven consecutive from 1963-69). Since 2017, he ranks No. 3 in the NFL in receptions and fifth in receiving yards.

RECEPTIONS LEADERS, NFL, SINCE 2017

Rank	Team/s	Player	Receptions
1.	Hou./Ari.	WR DeAndre Hopkins	426
2.	N.O.	WR Michael Thomas	418
3.	LAC	WR Keenan Allen	403
4.	K.C.	TE Travis Kelce	388
5.	G.B.	WR Davante Adams	377

RECEIVING YARDS LEADERS, NFL, SINCE 2017

Rank	Team/s	Player	Receiving Yards
1.	Hou./Ari.	WR DeAndre Hopkins	5,487
2.	Atl.	WR Julio Jones	5,286
3.	K.C.	TE Travis Kelce	5,019
4.	N.O.	WR Michael Thomas	4,813
5.	K.C.	WR Tyreek Hill	4,798
6.	LAC	WR Keenan Allen	4,780

A HISTORIC TRACK RECORD

Keenan Allen hauled in nine passes in his 99th career game in the Week 14 win against Atlanta, setting an all-time record for the most catches through the first 100 games of a career. Allen added a catch in the 100th game of his career to add to his record-setting mark. Allen had 556 catches in his first 90 career games, good for the third-most in NFL history.

RECEPTIONS, FIRST 100 CAREER GAMES, NFL HISTORY

Rank	Team/s	Player	Rec.
1.	LAC	WR Keenan Allen	624
2.	Pit.	WR Antonio Brown	622
3.	Atl.	WR Julio Jones	619
4.	Ari./Bal.	WR Anquan Boldin	614
5.	Ind.	WR Marvin Harrison	591

RECEPTIONS, FIRST 90 CAREER GAMES, NFL HISTORY

Rank	Team/s	Player	Receptions
1.	Atl.	WR Julio Jones	563
2.	Ari.	WR Anquan Boldin	558
3.	LAC	WR Keenan Allen	556
4.	Pit.	WR Antonio Brown	554
5.	Mia./Cle.	WR Jarvis Landry	530

With a team-record 16 receptions in the Week 11 win against the New York Jets, Allen tied as the fastest player in NFL history to reach 600 career receptions with Antonio Brown (96 games).

Allen not only made team history with a record-setting 16 catches in the Bolts' Week 11 win, he also set an NFL record by registering his sixth career game of 13-plus receptions. Allen also became the fifth player in NFL history with multiple performances of 15 or more catches.

FEWEST GAMES TO 600 RECEPTIONS, NFL HISTORY

Rank	Team/s	Player	Games
1.	LAC	WR Keenan Allen	96
	Pit.	WR Antonio Brown	96
3.	Atl.	WR Julio Jones	97
4.	Ari./Bal.	WR Anquan Boldin	98

MOST GAMES WITH 13-PLUS RECEPTIONS, NFL HISTORY

Rank	Team	Player	Games
1.	LAC	WR Keenan Allen	6
2.	N.E.	WR Wes Welker	5
	Pit.	WR Antonio Brown	5

MOST GAMES WITH 15-PLUS RECEPTIONS, NFL HISTORY

Rank	Team	Player	Games
1.	LAC	WR Keenan Allen	2
	Dal.	TE Jason Witten	2
	Den.	WR Brandon Marshall	2
	N.E.	WR Wes Welker	2
	Pit.	WR Antonio Brown	2

KEENAN ALLEN

TOP OF THE CHARTS

After leading the AFC in catches in 2019, **Keenan Allen** ranks tied for fifth the NFL in receptions this year. He also ranks among the AFC's best in receiving yards.

RECEPTIONS LEADERS, NFL, 2020

Rank	Team	Player	Receptions
1.	Buf.	WR Stefon Diggs	120
2.	Ari.	WR DeAndre Hopkins	111
3.	G.B.	WR Davante Adams	109
4.	K.C.	TE Travis Kelce	105
5.	LAC	WR Keenan Allen	100
	Chi.	WR Allen Robinson II	100

RECEIVING YARDS LEADERS, AFC, 2020

Rank	Team	Player	Receiving Yards
1.	Buf.	WR Stefon Diggs	1,459
2.	K.C.	TE Travis Kelce	1,416
3.	K.C.	WR Tyreek Hill	1,276
4.	L.V.	TE Darren Waller	1,079
5.	LAC	WR Keenan Allen	992

TRIPLE-THREAT

From Weeks 11-13 in 2017, **Keenan Allen** became the first player in NFL history to post a streak of three-consecutive games with 10-plus receptions, 100-plus receiving yards and at least one TD catch.

KEENAN ALLEN RECEIVING STATS, WEEK 11-13, 2017

Week	Date	Opp.	Rec.	Yds	Avg.	Lg	TD
11	Nov. 19, 2017	vs. Buf.	12	159	13.3	29	2
12	Nov. 23, 2017	at Dal.	11	172	15.6	42t	1
13	Dec. 3, 2017	vs. Cle.	10	105	10.5	26	1

Allen capped off the season with an INT in the road finale at the New York Jets. The pick made him the first player in NFL history to have 90-plus catches and an INT in the same season. Allen also joined Hall of Fame wide receivers Don Hutson (1942) and Randy Moss (2009) as the third player in league annals to register 1,000-plus receiving yards and an INT in the same season.

PLAYERS WITH 1,000 RECEIVING YARDS AND AN INT, SINGLE SEASON, NFL HISTORY

Year	Team	Player	Rec.	Rec. Yds	INTs
2017	LAC	Keenan Allen	102	1,393	1
2009	N.E.	Randy Moss*	83	1,264	1
1942	G.B.	Don Hutson*	74	1,211	7

*Pro Football Hall of Famer

THIRD-DOWN PHENOM

Keenan Allen has been the NFL's top receiver on third down since 2017, totaling 118 catches for 1,578 yards and moving the chains on 98 of those receptions — all of which are NFL highs. He ranks tied for No. 2 over that span with 12 touchdown grabs on third down.

Nothing has changed this season as Allen leads the NFL in receptions, touchdown catches and first downs.

THIRD DOWN RECEPTIONS, NFL, SINCE 2017

Rank	Team/s	Player	Receptions
1.	LAC	WR Keenan Allen	118
2.	Hou./Ari.	WR DeAndre Hopkins	103
3.	N.O.	WR Michael Thomas	99
4.	LAR	WR Cooper Kupp	96
5.	Atl.	WR Julio Jones	92

THIRD DOWN RECEIVING YARDS, NFL, SINCE 2017

Rank	Team	Player	Receiving Yards
1.	LAC	WR Keenan Allen	1,578
2.	LAR	WR Cooper Kupp	1,448
3.	G.B.	WR Davante Adams	1,358

RECEIVING FIRST DOWNS, THIRD DOWN, NFL, SINCE 2017

Rank	Team/s	Player	Rec. First Downs
1.	LAC	WR Keenan Allen	98
2.	Hou./Ari.	WR DeAndre Hopkins	83
3.	LAR	WR Cooper Kupp	76
3.	Atl.	WR Julio Jones	75
	N.O.	WR Michael Thomas	75

THIRD DOWN RECEPTIONS, NFL, 2020

Rank	Team	Player	Receptions
1.	LAC	WR Keenan Allen	33
2.	Pit.	WR JuJu Smith-Schuster	29
3.	Ari.	WR DeAndre Hopkins	27
	Buf.	WR Stefon Diggs	27
	Car.	WR Curtis Samuel	27
	G.B.	WR Davante Adams	27

RECEIVING FIRST DOWNS, THIRD DOWN, NFL, 2020

Rank	Team	Player	Rec. First Downs
1.	LAC	WR Keenan Allen	28
2.	Ari.	WR DeAndre Hopkins	22
	G.B.	WR Davante Adams	22
	K.C.	TE Travis Kelce	22

RECEIVING TOUCHDOWNS, THIRD DOWN, NFL, 2020

Rank	Team	Player	Receiving TDs
1.	LAC	WR Keenan Allen	6
2.	K.C.	WR Tyreek Hill	5
3.	—	Five Other Players	4

KEENAN ALLEN

KEENAN KEEPS CLIMBING

Keenan Allen's first catch of Week 10 made him the franchise leader in receptions among wide receivers, passing Hall of Famer **Charlie Joiner** in the process. Allen now ranks No. 2 in team annals behind tight end **Antonio Gates** with 605 career receptions. Four of the top six pass catchers in team annals are in the Pro Football Hall of Fame. Gates, the NFL-record holder for most touchdown catches by a tight end, will be eligible for enshrinement in 2023.

In Week 5, Allen also moved to fifth on the team's receiving yards list. The wide receiver moved into sole possession of No. 2 on the team's all-time 100-yard receiving performances after posting 125 yards in Week 7. Allen leads all Chargers in history with 12 performances of 10-plus receptions.

CAREER RECEPTIONS, CHARGERS HISTORY

Rank	Years	Player	Receptions
1.	2003-18	TE Antonio Gates	955
2.	2013-Present	WR Keenan Allen	624
3.	1976-86	WR Charlie Joiner*	586
4.	1979-87	TE Kellen Winslow*	541
5.	2001-09	RB LaDainian Tomlinson*	530
6.	1962-70	WR Lance Alworth*	493

*Pro Football Hall of Famer

CAREER RECEIVING YARDS, CHARGERS HISTORY

Rank	Years	Player	Receiving Yards
1.	2003-18	TE Antonio Gates	11,841
2.	1962-70	WR Lance Alworth	9,584
3.	1976-86	WR Charlie Joiner	9,203
4.	1966-76	WR Gary Garrison	7,533
5.	2013-Present	WR Keenan Allen	7,397
6.	1979-87	TE Kellen Winslow	6,741

Allen is closing in on the team record for catches in a single season, breaking the mark he set last year. He now holds three of the four 100-catch seasons in team history and Allen is the 13th player in NFL history to have three 100-catch seasons.

RECEPTIONS, SINGLE SEASON, CHARGERS HISTORY

Rank	Season	Player	Receptions
1.	2019	WR Keenan Allen	104
	2017	WR Keenan Allen	102
3.	2020	WR Keenan Allen	100
	2003	RB LaDainian Tomlinson	100

KEEPING IT 100

Keenan Allen registered his fourth 100-yard performance of the year in Week 11 against the New York Jets. In the victory, he recorded his ninth career game with 10-plus catches, 100-plus yards and a touchdown reception. Allen's seven 100-yard games in 2017 were the most by a Charger since 1980.

He registered a 100-yard receiving game in his second career postseason game as a rookie, becoming the first Chargers rookie to top 100 receiving yards in a postseason contest.

REGULAR-SEASON 100-YARD RECEIVING GAMES — 27

Date	Opp.	Rec.	Yds	Avg.	Lg	TD
Oct. 6, 2013	at Oak.	6	115	19.2	30	1
Oct. 14, 2013	vs. Ind.	9	107	11.9	22t	1
Nov. 3, 2013	at Was.	8	128	16.0	22	1
Nov. 24, 2013	at K.C.	9	124	13.8	29	0
Dec. 1, 2013	vs. Cin.	8	106	13.3	22	0
Sept. 28, 2014	vs. Jax.	10	135	13.5	24	0
Nov. 23, 2014	vs. StL	6	104	17.3	35	1
Nov. 30, 2014	at Bal.	11	121	11.0	23t	2
Sept. 13, 2015	vs. Det.	15	166	11.1	21	0
Sept. 27, 2015	at Min.	12	133	11.1	34t	2
Oct. 18, 2015	at G.B.	14	157	11.2	38	0
Sept. 17, 2017	vs. Mia.	9	100	11.1	24	0
Oct. 1, 2017	vs. Phi.	5	138	27.6	50	0
Nov. 19, 2017	vs. Buf.	12	159	13.3	29	2
Nov. 23, 2017	at Dal.	11	172	15.6	42t	1
Dec. 3, 2017	vs. Cle.	10	105	10.5	26	1
Dec. 10, 2017	vs. Was.	6	111	18.5	51	0
Dec. 31, 2017	vs. Oak.	9	133	14.8	28	1
Sept. 9, 2018	vs. K.C.	8	108	13.5	23	1
Nov. 4, 2018	at Sea.	6	124	20.7	54	0
Dec. 2, 2018	at Pit.	14	148	10.6	21	1
Sept. 8, 2019	vs. Ind.	8	123	15.4	28t	1
Sept. 22, 2019	vs. Hou.	13	183	14.1	34	2
Sept. 27, 2020	vs. Car.	13	132	10.2	22	1
Oct. 25, 2020	vs. Jax.	10	125	12.5	27	0
Nov. 8, 2020	vs. L.V.	9	103	11.4	27t	1
Nov. 22, 2020	vs. NYJ	16	145	9.1	21	1

POSTSEASON 100-YARD RECEIVING GAMES — 1

Date	Opp.	Rec.	Yds	Avg.	Lg	TD
Jan. 12, 2014*	at Den.	6	142	23.7	49	2

*AFC Divisional

AUSTIN EKELER

EKELER EFFICIENT AS EVER

Austin Ekeler's 93 rushing yards in Week 2 gave him over 1,500 career rushing yards. Ekeler hit the milestone on his 473rd career offensive touch, the third-fewest amount of touches that it's taken an NFL RB to hit the accolade since the 1970 NFL-AFL merger.

NFL RBs TO REACH 1,500 RUSHING YARDS AND 1,500 RECEIVING YARDS, FEWEST TOUCHES, SINCE 1970

Rank	Team	Player	Touches
1.	N.O.	Alvin Kamara	470
2.	Dal.	Herschel Walker	471
3.	LAC	Austin Ekeler	473

By eclipsing the mark in his 48th career game, Ekeler broke Arian Foster's record for the fewest games played by an undrafted running back to reach 1,500 career rushing yards and 1,500 career receiving yards since the merger.

UNDRAFTED RBs TO REACH 1,500 RUSHING YARDS AND 1,500 RECEIVING YARDS, FEWEST GAMES, NFL, SINCE 1970

Rank	Team	Player	Games
1.	LAC	Austin Ekeler	48
2.	Hou.	Arian Foster	50



RACKING UP THE BIG DAYS THROUGH THE AIR

With three games of 100-plus receiving yards, Austin Ekeler is tied for the second-most by an undrafted running back in the common draft era (since 1967). He is three shy of having the most by an undrafted runner and tying for the second-most by any back over that span.

GAMES WITH 100-PLUS RECEIVING YARDS, UNRAFTED RBs, NFL, SINCE 1967

Rank	Team	Player	Games
1.	K.C.	Priest Holmes	5
2.	LAC	Austin Ekeler	3
	Hou.	Arian Foster	3

AN OLD HEAD ON YOUNG SHOULDERS

With the 15th touchdown reception of his career in the Week 16 win over Denver, Austin Ekeler became the fourth running back in the common draft era (since 1967) to eclipse 15 receiving scores before turning 26-years-old. He tied LaDainian Tomlinson for the most by a Chargers running back in history.

YOUNGEST TO REACH 15 CAREER RECEIVING TDs, RUNNING BACKS, COMMON DRAFT ERA (SINCE 1967)

Rank	Team	Player	Age (Years-Days)
1.	Car.	Christian McCaffrey	23-170
2.	Min.	Chuck Foreman	25-42
3.	LAC	Austin Ekeler	25-224
4.	Buf.	Joe Cribbs	25-312

CAREER RECEIVING TOUCHDOWNS, RUNNING BACKS, CHARGERS HISTORY

Rank	Years	Player	Receiving TDs
1.	2017-Present	Austin Ekeler	15
	2001-09	LaDainian Tomlinson	15
3.	1961-66, '68	Keith Lincoln	14

UNBELIEVABLY UNRAFTED

In Week 2, Austin Ekeler's 55 receiving yards brought him past Bo Roberson (1,695) for the most by an undrafted running back through the first four seasons of a career in pro football history. A week later, he caught 11 passes to move by Arian Foster (167) for the most receptions by an undrafted running back through the first four seasons of a career in pro football history.

RECEIVING YARDS THROUGH FIRST FOUR SEASONS, UNRAFTED RBs, PRO FOOTBALL HISTORY

Rank	Years	Player	Receiving Yards
1.	2017-20	Austin Ekeler	2,046
2.	1961-64	Bo Roberson	1,695
3.	2009-12	Arian Foster	1,531

RECEPTIONS THROUGH FIRST FOUR SEASONS, UNRAFTED RBs, PRO FOOTBALL HISTORY

Rank	Years	Player	Receptions
1.	2017-20	Austin Ekeler	206
2.	2009-12	Arian Foster	167
3.	2000-03	Jamel White	166

RECEIVING TDS, UNRAFTED RBs, NFL, SINCE 1967

Rank	Team/s	Player	Receiving TDs
1.	NYJ/N.E./S.D./Bal.	Danny Woodhead	17
2.	Cle./Was.	Mike Sellers	16
3.	LAC	Austin Ekeler	15
4.	Hou./Mia.	Arian Foster	14

AUSTIN EKELER

100 MILES AND RUNNIN'

In the team's 45-10 win over Jacksonville last season, **Austin Ekeler** recorded the 35th 100-yard rushing and 100-yard receiving performance in league annals on just 12 offensive touches — the fewest in a 100/100 performance in NFL history.

Ekeler's effort was the fourth such performance by an undrafted running back in the common draft era (since 1967) and the third in team history (second by a Charger in the regular season.)

PLAYERS WITH 100 RUSHING YARDS AND 100 RECEIVING YARDS, SINGLE GAMES, MAX. 15 TOUCHES, NFL HISTORY

Year	Team	Player	Rush Yds	Rec. Yds	Touches
2019	LAC	Austin Ekeler	101	112	12
1986	Dal.	Herschel Walker	122	170	15
1954	ChiC*	Ollie Matson	115	161	15

*Chicago Cardinals

PLAYERS WITH 100 RUSHING YARDS AND 100 RECEIVING YARDS, SINGLE GAMES, CHARGERS HISTORY

Year	Player	Rush Att	Rush Yds	Rec.	Rec. Yds
2019	Austin Ekeler	8	101	4	112
1985	Lionel James	12	127	5	118
1963	Keith Lincoln*	13	206	7	123

*Only postseason 100/100 performance in pro football history

KEEPING IT 100

Austin Ekeler entered the 2020 season as the lead back after producing his first 100-yard rushing performance and three games with 100-plus receiving yards — all coming in 2019 — to set a team record for career 100-yard receiving games by a running back.

100-YARD RUSHING OUTPUTS — 1

Date	Opp.	Att	Yds	Avg.	Lg	TD
Dec. 8, 2019	at Jax.	8	101	12.6	35	0

100-YARD RECEIVING OUTPUTS — 3

Date	Opp.	Rec.	Yds	Avg.	Lg	TD
Oct. 20, 2019	at Ten.	7	118	16.9	41t	1
Nov. 18, 2019	vs. K.C.	8	108	13.5	37	0
Dec. 8, 2019	at Jax.	4	112	28.0	84t	1



JOEY BOSHA



A PRO BOWL PASS RUSHER

On Monday, **Joey Bosa** was named a Pro Bowler for the third time in his career. Despite missing a pair of games, Bosa's 15 tackles for loss and 27 QB hits each rank No. 2 in the AFC this season. Bosa becomes the third Chargers defender to be selected to three Pro Bowls over the first five seasons of a career.

MOST PRO BOWL SELECTIONS, FIRST FIVE SEASONS, DEFENSIVE PLAYERS, CHARGERS HISTORY

Rank	Years	Player	Pro Bowls
1.	1990-94	LB Junior Seau	4
2.	2016-20	DE Joey Bosa	3
	2005-09	LB Shawne Merriman	3

APPLYING PRESSURE

Joey Bosa has been one of the top pass-rushers since entering the NFL in 2016 — ranking No. 4 in the NFL over that span with 203 QB pressures. It's a similar story in 2020, as Bosa ranks tied for fourth among NFL defensive players with 40 pressures. Sportradar defines QB pressures as the sum of sacks, hits and hurries.

QUARTERBACK PRESSURES, NFL, SINCE 2016

Rank	Team/s	Player	QB Pressures
1.	LAR	DT Aaron Donald	266
2.	Oak./Chi.	LB Khalil Mack	246
3.	N.O.	DE Cameron Jordan	208
4.	LAC	DE Joey Bosa	203
5.	Ari.	OLB Chandler Jones	193

QUARTERBACK PRESSURES, NFL, 2020

Rank	Team	Player	QB Pressures
1.	Pit.	LB T.J. Watt	55
2.	K.C.	DT Chris Jones	43
3.	LAR	DT Aaron Donald	41
4.	LAC	DE Joey Bosa	40
	Cin.	DE Carl Lawson	40
	T.B.	OLB Shaquil Barrett	40

YOUNG AND RESTLESS

Joey Bosa has a shot to be one of the youngest players to reach 50 sacks in history. Minnesota's Danielle Hunter set the record for the youngest player to reach 50 career sacks last season at 25 years, 40 days. If Bosa records 2.5 sacks on Sunday, he will be the third-youngest player in NFL history to eclipse 50 career sacks.

YOUNGEST PLAYERS TO REACH 50 SACKS, NFL HISTORY

Rank	Team	Player	Age (Years-Days)
1.	Vikings	DE Danielle Hunter	25-40
2.	Rams	DE Robert Quinn	25-167
3.	Texans	DE J.J. Watt	25-260
4.	Chiefs	LB Derrick Thomas	25-291
—	Chargers	DE Joey Bosa	25-176*

*Age as of Jan. 3, 2021

NOT YOUR AVERAGE JOEY

Since entering the NFL in 2016, **Joey Bosa** has been an absolute force, recording the sixth-best sacks-per-game over that span (min. 50 games played).

SACKS PER GAME, MIN. 50 GAMES PLAYED, SINCE 2016

Rank	Team	Player	GP	Sacks/Game
1.	Ari.	OLB Chandler Jones	69	0.88
2.	LAR	DT Aaron Donald	77	0.85
3.	Cle.	DE Myles Garrett	50	0.85
4.	Pit.	LB T.J. Watt	62	0.80
5.	Min.	DE Danielle Hunter	64	0.76
6.	LAC	DE Joey Bosa	63	0.75

Bosa has also been one of the top-producing pass rushers since entering the NFL. His 47.5 career sacks rank No. 6 over that span.

SACKS LEADERS, NFL, SINCE 2016

Rank	Team	Player	Sacks
1.	LAR	DT Aaron Donald	65.5
2.	Ari.	OLB Chandler Jones	61.0
3.	N.O.	DE Cameron Jordan	55.5
4.	Oak./Chi.	LB Khalil Mack	50.5
5.	Pit.	LB T.J. Watt	49.5
6.	Min.	DE Danielle Hunter	48.5
7.	Was.	DE Ryan Kerrigan	48.0
8.	LAC	DE Joey Bosa	47.5

JOEY BOSA

HURRY UP

Since defensive end **Joey Bosa** was drafted in 2016, he and defensive end **Melvin Ingram III** have been the most effective pass-rushing duo in the NFL, ranking No. 3 and 4 in QB hurries over that span.

QUARTERBACK HURRIES, NFL, SINCE 2016

Rank	Team/s	Player	QB Hurries
1.	Oak./Chi.	LB Khalil Mack	150
2.	LAR	DT Aaron Donald	120
3.	LAC	DE Melvin Ingram III	101
4.	LAC	DE Joey Bosa	100
	N.O.	DE Cameron Jordan	100

A CAREER-BEST PERFORMANCE

In Week 12 at Buffalo, **Joey Bosa** set numerous single-game career highs — nine tackles (eight solo), three sacks, six tackles for loss, five quarterback hits, a fumble recovery and a pass defended. He became just the second player to post three sacks, five tackles for loss, five QB hits and recover a fumble since tackles for loss became a stat in 2008.

PLAYERS WITH THREE SACKS, FIVE QB HITS, FIVE TFLs, FUMBLE RECOVERY, SINGLE GAMES, SINCE 2008

Season	Team	Player	Game
2020	LAC	DE Joey Bosa	Nov. 29 at Buf.
2018	LAR	DT Aaron Donald	Oct. 21 at S.F.

HIT 'EM UP

After posting five quarterback hits in Weeks 11 and 12, **Joey Bosa** reached 105 through 60 career games, the third-most through a player's first 60 games since the stat began being tracked in 2006. The back-to-back games made Bosa the first player to have two-straight performances since 2015.

QUARTERBACK HITS, FIRST 60 GAMES, NFL, SINCE 2006

Rank	Team/s	Player	QB Hits
1.	Hou.	DE J.J. Watt	144
2.	Pit.	LB T.J. Watt	109
3.	LAC	DE Joey Bosa	105
4.	LAR	DT Aaron Donald	104

ONE OF A KIND

With 8.5 sacks in his first eight games of 2017, **Joey Bosa** brought his career total to 19.0 sacks over his first 20 career games. That topped the previous NFL record of 18.5 set by former 49ers LB Aldon Smith in 2012.

SACKS, FIRST 20 CAREER GAMES, NFL HISTORY

Rank	Team	Player	Sacks
1.	Chargers	DE Joey Bosa	19.0
2.	49ers	LB Aldon Smith	18.5
3.	Packers	LB Clay Matthews	17.0

ART ROONEY SPORTSMANSHIP NOMINEE



Joey Bosa is the team's nomination for the 2020 Art Rooney Sportsmanship Award. Now in his fifth season, the defensive end has talked repeatedly this year about his leadership style and desire to set an example for the younger players on the team.

But his sportsmanship goes beyond the Chargers locker room. Postgame, Bosa can be found working with players from other teams, helping them with moves or answering questions they may have.

"It's great," Bosa said. "A lot of times, I'll get younger players after the games coming over to me. I talked to Isaac (Rochell) and guys like Jerry (Tillery) all the time that it's still very surreal to me that people look up to me for advice ... It means a lot to me any time an o-lineman even, or a young guy on another team wants to come up to me after a game and ask questions. That's just what I try to do. I try to make it more personal and work one-on-one with guys to help them as much as I can."

Created in 2014 in honor of the late founding owner of the Pittsburgh Steelers and Pro Football Hall of Famer Art Rooney Sr., the award is presented each year to an NFL player who best demonstrates the qualities of on-field sportsmanship, including fair play, respect for the game and opponents, and integrity in competition.

JOEY BOSA

BOSA'S SACKS BY QUARTERBACK

In Week 12 at Buffalo, **Joey Bosa** set a single-game career high with three sacks. The career-best performance brought Bosa to 47.5 for his career. Below is a look at his career regular-season sacks by quarterback:

BOSA'S REGULAR-SEASON CAREER SACKS BY QB (47.5)

Sacks	Player	Most Recent Sack
6.0	Derek Carr	Dec. 22, 2019 vs. Oak.
3.5	Trevor Siemian	Oct. 22, 2017 vs. Den.
2.5	Gardner Minshew II	Oct. 25, 2020 vs. Jax.
	Josh Rosen	Sept. 29, 2019 at Mia.
2.0	Josh Allen	Nov. 29, 2020 at Buf.
	Robert Griffin III	Dec. 24, 2016 at Cle.
	Eli Manning	Oct. 8, 2015 at NYG
	Matt Ryan	Oct. 23, 2016 at Atl.
	Alex Smith	Sept. 24, 2017 vs. K.C.
	Ryan Tannehill	Oct. 20, 2019 at Ten.
	Mitchell Trubisky	Oct. 27, 2019 at Chi.
1.5	Aaron Rodgers	Nov. 3, 2019 vs. G.B.
1.0	Matt Barkley	Nov. 29, 2020 at Buf.
	Blake Bortles	Nov. 12, 2017 at Jax.
	Tom Brady	Oct. 29, 2017 at N.E.
	Drew Brees	Oct. 12, 2020 at N.O.
	Teddy Bridgewater	Sept. 27, 2020 vs. Car.
	Jacoby Brissett	Sept. 8, 2019 vs. Ind.
	Joe Burrow	Sept. 13, 2020 at Cin.
	Jeff Driskel	Dec. 9, 2018 vs. Cin.
	Joe Flacco	Oct. 6, 2019 vs. Den.
	Case Keenum	Dec. 30, 2017 at Den.
	DeShone Kizer	Dec. 3, 2017 vs. Cle.
	Patrick Mahomes	Sept. 20, 2020 vs. K.C.
	Cam Newton	Dec. 11, 2016 at Car.
	Ben Roethlisberger	Dec. 2, 2018 at Pit.
	Tyrod Taylor	Nov. 19, 2017 vs. Buf.
	Jameis Winston	Dec. 4, 2016 vs. T.B.
0.5	Lamar Jackson	Dec. 22, 2018 vs. Bal.
	Brock Osweiler	Nov. 27, 2016 at Hou.
	Deshawn Watson	Sept. 22, 2019 vs. Hou.

BOSA BRINGS THE HEAT

Defensive end **Joey Bosa** continues to climb the team's all-time sacks list, getting inside the top five last with last week's three-sack performance. Bosa has 7.5 sacks on the season and is just 2.5 shy of reaching 50 for his career.

CAREER SACKS LEADERS, CHARGERS HISTORY SINCE 1982

Rank	Years	Player	Sacks
1.	1986-95	DE Leslie O'Neal	105.5
2.	2004-12	LB Shaun Phillips	69.5
3.	1984-90	DE Lee Williams	65.5
4.	2012-Present	DE Melvin Ingram III	49.0
5.	2016-Present	DE Joey Bosa	47.5
6.	1990-2002	LB Junior Seau	47.0



ISAAC ROCHELL

WALTER PAYTON MAN OF THE YEAR NOMINEE



Isaac Rochell is the Los Angeles Chargers' nominee for the 2020 Walter Payton Man of the Year Award. Presented by Nationwide, the award recognizes a player's excellence both on and off the field.

"I have these goals while I'm in the NFL, 1A and 1B," Rochell said. "1A is to be here and have a great career, and 1B is definitely making a massive impact in the community. Because of the way that I was raised and the kind hearts that both my parents have and my family has, I learned to have that same type of compassion for people. I'm just so thankful for it."

"We are very proud of what Isaac has accomplished in his four years in the NFL, both on and off the field," said John Spanos, Chargers president of football operations. "While remaining completely dedicated to his craft as a player along the defensive line, and having played in every single game since the start of the 2018 season, he's also remained dedicated to making a positive impact in the community."

"From his 'See You on Sunday' campaign, to all the great charitable work his company, Local Human, has been a part of, it is clear Isaac is making a difference. We know this is just the beginning for Isaac, not only as a player but as a philanthropist as well. This is why we are so excited and proud to be able to recognize Isaac Rochell as our 2020 Los Angeles Chargers Walter Payton Man of the Year."



Rochell earned the team's nomination for his dedication to supporting the Chargers' community efforts as well as philanthropic work he does on his own.

He's participated in team events like Bikes for Kids and has visited veterans in the VA hospital while also representing the initials of a fallen hero from the nonprofit organization TAPS (Tragedy Assistance Program For Survivors) during Salute to Service month in November. Rochell has also participated in My Cause My Cleats each year with the team.

But in a year like 2020, he took serving the community to new heights. Whether it was providing \$5,000 worth of groceries for roughly 45 families before Thanksgiving, funding meals to those affected by the COVID-19 pandemic, taking it upon himself to sponsor wishes through local Make-A-Wish chapters, or rallying his teammates to support the continual call for social justice, Rochell led the charge to do work that goes beyond the stat line.

He's continued efforts through Local Human, his apparel brand with intention. For every Local Human item sold, 100% of the revenue generated is donated to The Do Good Foundation. This year specifically, Rochell and Local Human have surprised local teachers with gift cards and cash donations, as well as created limited edition shirts with the phrase "More than a Post, More than a Protest, More than a Movement, More than a Trend" in support of social justice and voter registration.

As a nominee, Rochell will wear a Walter Payton NFL Man of the Year helmet decal through the end of the season in recognition of his accomplishments.

As for the award, all 32 team nominees will be highlighted and recognized for their important work leading up to Super Bowl LV. The 2020 Walter Payton NFL Man of the Year will be announced during NFL Honors.

Per the NFL, all 32 nominees will receive a \$40,000 donation in their name to their charity of choice. Rochell's will go to The Do Good Foundation. The winner of the Walter Payton NFL Man of the Year award will receive a \$250,000 donation to the charity of their choice. All donations are courtesy of the NFL Foundation and Nationwide.



PRODUCTIVE LATE PICK

Defensive end **Isaac Rochell** has been one of the most productive defenders selected in the seventh round since entering the NFL in 2017. Among all players selected in the seventh round since the 2017 NFL Draft, Rochell's 8.5 sacks rank as the second most. He is also one of just four seventh-round selections since 2017 with an interception – and the only defensive lineman.

SACKS LEADERS, SEVENTH ROUND PICKS SINCE 2017, NFL

Rank	Team/s	Player	Sacks
1.	Ari./Min.	DE Ifeadi Odenigbo	10.5
2.	LAC	DE Isaac Rochell	8.5
3.	Bal./Mia.	DE Zach Sieler	4.5

MICHAEL BADGLEY

MONEY BADGER



With a 59-yard field goal to close out the first half in a 2018 win over Cincinnati, **Michael Badgley** set a record for the longest field goal in team history.

LONGEST MADE FIELD GOAL, CHARGERS HISTORY

Rank	Date	Opp.	Player	Distance
1.	Dec. 9, 2018	vs. Cin.	Michael Badgley	59
2.	Dec. 21, 2008	at T.B.	Nate Kaeding	57
3.	Nov. 29, 2009	vs. K.C.	Nate Kaeding	55

SETTING THE RECORD STRAIGHT

Michael Badgley brought consistency to the Bolts' kicking game in 2018. In his 10 games played as a rookie, he made 15-of-16 field goals (93.8 pct.) and 27-of-28 extra points (96.4 pct.) for 72 total points scored. His 93.8 field goal percentage set a single-season mark for the best in Chargers history (min. 15 made field goals).

HIGHEST FG PCT., SINGLE SEASON, MIN. 15 MADE FGs, CHARGERS HISTORY

Year	Player	GP	Made FG	Pct.
2018	Michael Badgley	10	15	93.8
2013	Nick Novak	16	34	91.9
2009	Nate Kaeding	16	32	91.4
1990	John Carney	12	19	90.5
2012	Nick Novak	13	18	90.0

BADGLEY'S KICKS BY VENUE

REGULAR-SEASON KICKING BY VENUE

Stadium*	GP	FGM	FGA	Pct.	1-19	20-29	30-39	40-49	50+	Lg	XPM	XPA	Pts
Allegiant Stadium	1	1	3	33.3	0-0	1-1	0-0	0-1	0-1	22	3	3	6
Arrowhead Stadium	2	0	0	—	0-0	0-0	0-0	0-0	0-0	—	6	6	6
Bills Stadium	1	1	1	100.0	0	1-1	0	0	0	27	0	1	3
Dignity Health Sports Park	7	15	16	93.8	0-0	2-2	6-6	6-7	1-1	59	15	16	60
Empower Field at Mile High	3	5	6	83.3	0-0	0-0	2-2	2-2	1-2	52	8	8	23
Estadio Azteca	1	3	4	75.0	0-0	2-2	0-0	1-2	0-0	49	0	0	9
FirstEnergy Stadium	1	1	1	100.0	0-0	0-0	0-0	1-1	0-0	44	5	5	8
Hard Rock Stadium	1	0	0	0.0	0	0	0	0	0	—	3	3	3
Heinz Field	1	1	2	50.0	0-0	1-1	0-0	0-0	0-1	29	2	2	5
Mercedes-Benz Superdome	1	0	1	0.0	0-0	0-0	0-0	0-0	0-1	—	3	4	3
Paul Brown Stadium	1	3	4	75.0	0-0	2-2	0-0	1-1	0-1	43	1	1	10
Raymond James Stadium	1	1	2	50.0	0-0	0-0	0-0	0-1	1-1	53	4	4	7
RingCentral Coliseum	2	3	3	100.0	0-0	2-2	0-0	1-1	0-0	41	5	5	14
SoFi Stadium	8	15	19	78.9	0-0	4-4	5-5	6-9	0-1	45	15	16	60
TIAA Bank Field	1	1	1	100.0	0-0	0-0	0-0	1-1	0-0	40	6	6	9
Wembley Stadium	1	2	2	100.0	0-0	2-2	0-0	0-0	0-0	29	2	2	8
Totals	33	52	65	80.0	0-0	17-17	13-13	19-26	3-9	59	78	82	234

POSTSEASON KICKING BY VENUE

Stadium*	GP	FGM	FGA	Pct.	1-19	20-29	30-39	40-49	50+	Lg	XPM	XPA	Pts
Gillette Stadium	1	0	0	—	0-0	0-0	0-0	0-0	0-0	—	2	2	2
M&T Bank Stadium	1	5	6	83.3	0-0	1-1	1-1	2-3	1-1	53	0	0	15
Totals	2	5	6	83.3	0-0	1-1	1-1	2-3	1-1	53	2	2	17

*Current or most recent name of venue when operational

OTHER PLAYER NOTES

WILLIAMS ABOVE AVERAGE

Since entering the NFL in 2017, wide receiver **Mike Williams** has 145 catches for 2,408 yards for a career receiving average of 16.6 yards. His career average is the third-best in the NFL since 2017 among players with at least 100 catches. Williams' 20.4 average last season is still the best over that span (min. 40 receptions).

RECEIVING AVG. LEADERS, MIN. 100 REC., NFL, SINCE 2017

Rank	Team	Player	Receiving Avg.
1.	Ten.	WR A.J. Brown	17.6
2.	Det.	WR Kenny Golladay	16.8
3.	LAC	WR Mike Williams	16.6

RECEIVING AVERAGE LEADERS, SINGLE SEASON, MIN. 40 RECEPTIONS, NFL, SINCE 2017

Rank	Season	Team	Player	Rec. Avg.
1.	2019	LAC	WR Mike Williams	20.4
2.	2019	Ten.	WR A.J. Brown	20.2
3.	2018	T.B.	WR DeSean Jackson	18.9

DIAL IT UP DEEP

This season, wide receiver **Tyron Johnson** has 18 catches for 363 yards (20.2 avg.) and three touchdowns. He leads the NFL in receiving average (min. 15 rec.) this season and is the only player to register an average of more than 20 yards per reception.

Four of Johnson's receptions have gone for 50-plus yards, the most in the NFL season. Teammate **Jalen Guyton** is tied for second with three on the year. Guyton hauled in two scores of 70-plus yards, tied for the second most in a season in team annals.

RECEIVING AVERAGE LEADERS, MIN. 15 REC., NFL, 2020

Rank	Team	Player	Receiving Avg.
1.	LAC	WR Tyron Johnson	20.2
2.	G.B.	WR Marquez Valdes-Scantling	19.5
3.	LAC	WR Jalen Guyton	18.8
4.	L.V.	WR Henry Ruggs III	18.0
5.	Car.	WR D.J. Moore	17.9

RECEPTIONS OF 50-PLUS YARDS, NFL, 2020

Rank	Team	Player	Receptions
1.	LAC	WR Tyron Johnson	4
2.	LAC	WR Jalen Guyton	3
	Car.	WR D.J. Moore	3
	Sea.	WR DK Metcalf	3

RECEIVING TOUCHDOWNS OF 70-PLUS YARDS, SINGLE SEASON, CHARGERS HISTORY

Rank	Season	Player	No.
1.	1968	WR Lance Alworth	3
2.	2020	WR Jalen Guyton	2
	2017	WR Tyrell Williams	2
	2000	WR Jeff Graham	2
	1964	WR Lance Alworth	2
	1963	WR Lance Alworth	2
	1961	WR Dave Kocourek	2

RUNNING DOWN A DREAM



Joshua Kelley ended the Week 1 win with 60 rushing yards and a TD on 12 carries (5.0 avg.). The fourth-round rookie and L.A. County native became just the sixth Charger in the Super Bowl Era (since 1966) to have a rushing score in his NFL debut, and the first since Hall of Fame LaDainian Tomlinson did so in 2001.

CHARGERS RBs WITH RUSHING TD IN NFL DEBUT, SUPER BOWL ERA (SINCE 1966)

Date	Opponent	Player	Rush TDs
Sept. 13, 2020	at Cincinnati	Joshua Kelley	1
Sept. 9, 2001	vs. Washington	LaDainian Tomlinson	2
Sept. 10, 1989	at L.A. Raiders	Marion Butts	2
Sept. 8, 1985	at Buffalo	Curtis Adams	1
Sept. 7, 1981	at Cleveland	James Brooks	1
Sept. 15, 1974	at Houston	Glen Bonner	1

MURRAY AMONG ROOKIE TACKLE LEADERS

Kenneth Murray Jr. is one of three rookies this year to eclipse 100 tackles, ranking No. 2 with 104 this season. He is two tackles shy of recording the most by a Chargers rookie since 2000.

ROOKIE TACKLE LEADERS, NFL, 2020

Rank	Team	Player	Total Tackles
1.	Car.	S Jeremy Chinn	109
2.	LAC	LB Kenneth Murray Jr.	104
3.	Bal.	LB Patrick Queen	101

CHARGERS ROOKIE TACKLE LEADERS, SINCE 2000

Rank	Season	Player	Total Tackles
1.	2018	S Derwin James Jr.	105
2.	2020	LB Kenneth Murray Jr.	104
3.	2016	LB Jatavis Brown	76

OTHER PLAYER NOTES

SHOWCASE LOCKDOWN



In Week 1, **Casey Hayward Jr.** posted 12 tackles (all solo) and two passes defended. The performance made him the first defensive back since at least 2000 to have more than 10 solo tackles and two passes defended on Kickoff Weekend. The Vanderbilt product broke up a would-be touchdown pass to A.J. Green in the third quarter and his last tackle prevented a touchdown, preserving Los Angeles' three-point victory.

The performance earned Hayward AFC Defensive Player of the Week recognition — his first career player of the week award. He previously was named AFC Defensive Player of the Month for November in 2017 for the Bolts.

DBs WITH 10 TACKLES AND MULTIPLE PASSES DEFENSED, KICKOFF WEEKEND, SINCE 2000

Year	Team	Player	Solo Tackles	PDs
2020	LAC	CB Casey Hayward Jr.	12	2
2011	N.E.	S Devin McCourty	10	2
2004	Phi.	S Michael Lewis	10	2

HIT THE LONG BOMB

Ty Long reached 100 career punts last week, making him eligible for the team's career punting average record book. His 47.0 gross average ranks No. 2 in team history while his 46.9 average this year ranks as the third-best by a Charger in a single season.

GROSS PUNTING AVG., MIN. 100 PUNTS, CHARGERS HISTORY

Rank	Seasons	Player	Gross Punt Avg.
1.	2016-18	P Drew Kaser	47.4
2.	2019-Present	P Ty Long	47.0
3.	2003-15	P Mike Scifres	45.2

GROSS PUNTING AVG., SINGLE SEASON, MIN. 50 PUNTS, CHARGERS HISTORY

Rank	Season	Player	Gross Punt Avg.
1.	2012	P Mike Scifres	48.3
2.	2017	P Drew Kaser	48.1
3.	2020	P Ty Long	46.9
4.	2010	P Mike Scifres	46.7

RECORD-SETTING RECEIVING SCORES

A pair of Chargers made their NFL debuts at Tampa Bay and each caught a touchdown on their first career reception. Wide receiver **Tyron Johnson** hauled in a 53-yard score in the first quarter. It marked the longest-ever receiving score by a Charger in an NFL debut. A quarter later, tight end **Donald Parham Jr.** registered a 19-yard score to cap off a 97-yard drive.

The two became the third pair of teammates in the last 40 seasons to post receiving scores on their first career catch in the same game — and the only set of undrafted teammates to do so over that span.

Three weeks later vs. Jacksonville, **Parham** registered the second catch of his career on a 22-yard score — becoming the first Charger to have touchdowns on each of the first two catches of a career since wide receiver John Jefferson in 1978.

DUAL-THREAT QB

With a pair of stellar seasons in a row **Tyrod Taylor** was just the sixth quarterback in NFL history with back-to-back seasons of 3,000 passing yards and 500 rushing yards.

His 2016 season became just the second season in NFL history to eclipse 3,000 passing yards and 500 rushing yards while registering an INT rate of less than 1.5 percent.

CONSECUTIVE SEASONS WITH 3,000 PASSING YARDS AND 500 RUSHING YARDS, NFL HISTORY

Rank	Team	Player	Consecutive Seasons
1.	Carolina	Cam Newton	5 (2011-15)
2.	Seattle	Russell Wilson	3 (2013-15)
	Philadelphia	Randall Cunningham	3 (1988-90)
4.	Buffalo	Tyrod Taylor	2 (2015-16)
	Arizona	Kyler Murray	2 (2019-Present)
	San Francisco	Colin Kaepernick	2 (2013-14)
	Philadelphia	Michael Vick	2 (2010-11)

Eliminating turnovers is a cornerstone of Taylor's game. Among NFL quarterbacks in history with at least 1,000 pass attempts, his 1.4 INT percentage ranks third only to Aaron Rodgers and Patrick Mahomes.

INTERCEPTION RATE, MIN. 1,000 ATTEMPTS, NFL HISTORY

Rank	Team/s	Player	GS	INT Pct.
1.	G.B.	Aaron Rodgers	189	1.4
2.	K.C.	Patrick Mahomes	46	1.4
2.	Bal./Buf./Cle./LAC	Tyrod Taylor	47	1.4
4.	Dal.	Dak Prescott	69	1.7

CHARGERS CAREER NUMBERS AGAINST CHIEFS

36 JAHLEEL ADDAE S

REGULAR SEASON DEFENSE

Date	Opp.	Res.	GP/GS	Tot	Solo	Asst	Sks	Yds	TFL	QBH	INT	Yds	Lg	TD	PD	FF	FR	Yds
11/24/13	at K.C.	W	1/0	3	3	0	0.0	0	0	0	0	0	—	0	0	0	0	0
12/29/13	K.C.	W (OT)	1/1	2	2	0	0.0	0	0	0	0	0	—	0	1	0	0	0
10/19/14	K.C.	L	1/1	1	0	1	0.0	0	0	0	0	0	—	0	0	0	0	0
12/28/14	at K.C.	L	1/0	8	6	2	0.0	0	0	0	0	0	—	0	0	1	0	0
11/22/15	K.C.	L	1/1	4	4	0	0.0	0	0	0	0	0	—	0	0	0	0	0
12/13/15	at K.C.	L	1/1	7	7	0	0.0	0	1	0	0	0	—	0	1	0	0	0
09/11/16	at K.C.	L (OT)	1/1	5	4	1	0.0	0	0	0	0	0	—	0	0	0	0	0
01/01/17	K.C.	L	1/1	2	2	0	0.0	0	0	0	1	90	90t	1	1	0	0	0
09/24/17	K.C.	L	1/1	7	2	5	0.0	0	0	0	0	0	—	0	0	0	0	0
12/16/17	at K.C.	L	1/1	2	1	1	0.0	0	0	0	0	0	—	0	0	0	0	0
09/09/18	K.C.	L	1/1	5	3	2	0.0	0	0	0	0	0	—	0	0	0	0	0
12/13/18	at K.C.	W	1/1	3	2	1	0.0	0	0	0	0	0	—	0	0	0	0	0
10/13/19	at K.C.	W	1/0	0	0	0	0.0	0	0	0	0	0	—	0	0	0	0	0
Totals		4-9	13/10	49	36	13	0.0	0	1	0	1	90	90t	1	3	1	0	0

24 NASIR ADDERLEY S

REGULAR SEASON DEFENSE

Date	Opp.	Res.	GP/GS	Tot	Solo	Asst	Sks	Yds	TFL	QBH	INT	Yds	Lg	TD	PD	FF	FR	Yds
09/20/20	K.C.	L (OT)	1/1	4	3	1	0.0	0	0	0	0	0	—	0	0	0	0	0
Totals		0-1	1/1	4	3	1	0.0	0	0	0	0	0	—	0	0	0	0	0

13 KEENAN ALLEN WR

REGULAR SEASON RECEIVING

Date	Opp.	Res.	GP/GS	Rec.	Yds	Avg.	Lg	TD
11/24/13	at K.C.	W	1/1	9	124	13.8	29	0
12/29/13	K.C.	W (OT)	1/1	5	89	17.8	38	0
10/16/14	K.C.	L	1/1	6	58	9.7	18	0
09/11/16	at K.C.	L (OT)	1/1	6	63	10.5	15	0
09/24/17	K.C.	L	1/1	5	61	12.2	17	0
12/16/17	at K.C.	L	1/1	5	54	10.8	15	0
09/09/18	K.C.	L	1/1	8	108	13.5	23	1
12/13/18	at K.C.	W	1/1	0	0	—	—	0
11/18/19	K.C.	L	1/1	8	71	8.9	30	1
12/29/19	at K.C.	L	1/1	9	82	9.1	13	1
09/20/20	K.C.	L (OT)	1/1	7	96	13.7	28	0
Totals		3-8	11/11	68	806	11.9	38	3

82 STEPHEN ANDERSON TE

REGULAR SEASON RECEIVING

Date	Opp.	Res.	GP/GS	Rec.	Yds	Avg.	Lg	TD
09/18/16	K.C.	L	1/0	2	15	7.5	8	0
10/08/17	K.C.	L	1/0	2	63	31.5	42	0
09/20/20	K.C.	L (OT)	1/0	0	0	—	—	0
Totals		0-3	3/0	4	78	19.5	42	0

4 MICHAEL BADGLEY K

REGULAR SEASON KICKING

Date	Opp.	Res.	GP	FGM	FGA	Pct.	Lg	XPM	Pts
12/13/18	at K.C.	W	1	0	0	—	—	3	3
11/18/19	K.C.	L	1	3	4	75.0	49	0	9
12/29/19	at K.C.	L	1	0	0	—	—	3	3
09/20/20	K.C.	L (OT)	1	2	2	100.0	41	2	8
Totals		1-3	4	5	6	83.3	49	8	23

97 JOEY BOSA DE

REGULAR SEASON DEFENSE

Date	Opp.	Res.	GP/GS	Tot	Solo	Asst	Sks	Yds	TFL	QBH	INT	Yds	Lg	TD	PD	FF	FR	Yds
01/01/17	K.C.	L	1/1	5	5	0	1.0	2	3	1	0	0	—	0	0	0	0	0
09/24/17	K.C.	L	1/1	6	4	2	1.0	6	1	1	0	0	—	0	0	0	0	0
12/16/17	at K.C.	L	1/1	4	4	0	0.0	0	0	0	0	0	—	0	0	0	0	0
12/13/18	at K.C.	W	1/1	1	1	0	0.0	0	0	1	0	0	—	0	0	0	0	0
11/18/19	K.C.	L	1/1	2	2	0	0.0	0	0	2	0	0	—	0	0	0	0	0
12/29/19	at K.C.	L	1/1	3	1	2	0.0	0	0	2	0	0	—	0	0	0	0	0
09/20/20	K.C.	L (OT)	1/1	4	2	2	1.0	13	1	2	0	0	—	0	0	0	0	0
Totals		1-6	7/7	25	19	6	3.0	21	5	9	0	0	—	0	0	0	0	0

CHARGERS CAREER NUMBERS AGAINST CHIEFS

43 MICHAEL DAVIS CB

REGULAR SEASON DEFENSE

Date	Opp.	Res.	GP/GS	Tot	Solo	Asst	Sk	Yds	TFL	QBH	INT	Yds	Lg	TD	PD	FF	FR	Yds
09/24/17	K.C.	L	1/0	0	0	0	0.0	0	0	0	0	0	—	0	0	0	0	0
12/16/17	at K.C.	L	1/0	0	0	0	0.0	0	0	0	0	0	—	0	0	0	0	0
09/09/18	K.C.	L	1/0	0	0	0	0.0	0	0	0	0	0	—	0	0	0	0	0
12/13/18	at K.C.	W	1/1	4	4	0	0.0	0	0	0	0	0	—	0	1	0	0	0
11/18/19	K.C.	L	1/1	1	1	0	0.0	0	0	0	0	0	—	0	1	0	0	0
12/29/19	at K.C.	L	1/1	2	2	0	0.0	0	0	0	1	15	15	0	2	0	0	0
09/20/20	K.C.	L (OT)	1/1	5	4	1	0.0	0	0	0	0	0	—	0	2	0	0	0
Totals			1-6	7/4	12	11	1	0.0	0	0	0	1	15	15	0	6	0	0

51 EMEKE EGBULE LB

REGULAR SEASON DEFENSE

Date	Opp.	Res.	GP/GS	Tot	Solo	Asst	Sk	Yds	TFL	QBH	INT	Yds	Lg	TD	PD	FF	FR	Yds
11/18/19	K.C.	L	1/0	0	0	0	0.0	0	0	0	0	0	—	0	0	0	0	0
12/29/19	at K.C.	L	1/0	0	0	0	0.0	0	0	0	0	0	—	0	0	0	0	0
09/20/20	K.C.	L (OT)	1/0	0	0	0	0.0	0	0	0	0	0	—	0	0	0	0	0
Totals			0-3	3/0	0	0	0.0	0	0	0	0	0	—	0	0	0	0	0

30 AUSTIN EKELER RB

REGULAR SEASON OFFENSE

Date	Opp.	Res.	GP/GS	Att	Yds	Avg.	Lg	TD	Rec.	Yds	Avg.	Lg	TD	Scrim. Yds	Scrim. TD
09/24/17	K.C.	L	1/0	0	0	—	—	0	1	6	6.0	6	0	6	0
12/16/17	at K.C.	L	1/0	2	13	6.5	13	0	1	6	6.0	6	0	19	0
09/09/18	K.C.	L	1/0	5	39	7.8	10	0	5	87	17.4	30	1	126	1
11/18/19	K.C.	L	1/0	5	24	4.8	18	0	8	108	13.5	37	0	132	0
12/29/19	at K.C.	L	1/0	9	46	5.1	22	0	9	43	4.8	14	0	89	0
09/20/20	K.C.	L (OT)	1/1	16	93	5.8	13	0	4	55	13.8	22	0	148	0
Totals			0-6	6/1	37	215	5.8	22	0	28	305	10.9	37	1	520

28 BRANDON FACYSON CB

REGULAR SEASON DEFENSE

Date	Opp.	Res.	GP/GS	Tot	Solo	Asst	Sk	Yds	TFL	QBH	INT	Yds	Lg	TD	PD	FF	FR	Yds
12/13/18	at K.C.	W	1/0	0	0	0	0.0	0	0	0	0	0	—	0	0	0	0	0
11/18/19	K.C.	L	1/0	0	0	0	0.0	0	0	0	0	0	—	0	0	0	1	0
12/29/19	at K.C.	L	1/0	0	0	0	0.0	0	0	0	0	0	—	0	0	0	0	0
09/20/20	K.C.	L (OT)	1/0	0	0	0	0.0	0	0	0	0	0	—	0	0	0	0	0
Totals			1-3	4/0	0	0	0.0	0	0	0	0	0	—	0	0	0	1	0

32 ALOHI GILMAN S

REGULAR SEASON DEFENSE

Date	Opp.	Res.	GP/GS	Tot	Solo	Asst	Sk	Yds	TFL	QBH	INT	Yds	Lg	TD	PD	FF	FR	Yds
09/20/20	K.C.	L (OT)	1/0	0	0	0	0.0	0	0	0	0	0	—	0	0	0	0	0
Totals			0-1	1/0	0	0	0.0	0	0	0	0	0	—	0	0	0	0	0

15 JALEN GUYTON WR

REGULAR SEASON RECEIVING

Date	Opp.	Res.	GP/GS	Rec.	Yds	Avg.	Lg	TD
09/20/20	K.C.	L (OT)	1/0	1	14	14.0	14	1
Totals			0-1	1	14	14.0	14	1

86 HUNTER HENRY TE

REGULAR SEASON RECEIVING

Date	Opp.	Res.	GP/GS	Rec.	Yds	Avg.	Lg	TD
09/11/16	at K.C.	L (OT)	1/0	1	20	20.0	20	0
01/01/17	K.C.	L	1/0	4	43	10.8	12t	1
09/24/17	K.C.	L	1/1	0	0	—	—	0
12/16/17	at K.C.	L	1/1	3	28	9.3	14	0
11/18/19	K.C.	L	1/1	6	69	11.5	16	0
12/29/19	at K.C.	L	1/1	5	42	8.4	19	1
09/20/20	K.C.	L (OT)	1/1	6	83	13.8	22	0
Totals			0-7	7/5	25	285	11.4	22

CHARGERS CAREER NUMBERS AGAINST CHIEFS

25 CHRIS HARRIS JR. CB

REGULAR SEASON DEFENSE

Date	Opp.	Res.	GP/GS	Tot	Solo	Asst	Sks	Yds	TFL	QBH	INT	Yds	Lg	TD	PD	FF	FR	Yds
11/13/11	at K.C.	W	1/0	8	8	0	0.0	0	0	1	0	0	—	0	1	0	0	0
01/01/12	K.C.	L	1/0	3	3	0	0.0	0	0	0	0	0	—	0	1	0	0	0
11/25/12	at K.C.	W	1/1	2	1	1	0.0	0	0	1	0	0	—	0	0	0	0	0
12/30/12	K.C.	W	1/1	2	2	0	0.0	0	0	0	0	0	—	0	1	0	0	0
11/17/13	K.C.	W	1/1	3	3	0	0.0	0	1	0	0	0	—	0	0	0	0	0
12/01/13	at K.C.	W	1/1	6	6	0	0.0	0	0	0	0	0	—	0	4	0	0	0
9/14/14	K.C.	W	1/1	6	6	0	0.0	0	1	0	0	0	—	0	1	0	0	0
11/30/14	at K.C.	W	1/1	3	3	0	0.0	0	0	0	0	0	—	0	1	0	0	0
09/17/15	at K.C.	W	1/1	4	4	0	0.0	0	0	0	1	20	20	0	1	0	0	0
11/15/15	K.C.	L	1/1	4	3	1	0.0	0	1	0	0	0	—	0	0	0	0	0
11/27/16	K.C.	L (OT)	1/1	5	5	0	0.0	0	1	0	0	0	—	0	1	0	0	0
12/25/16	at K.C.	L	1/1	4	3	1	0.0	0	0	0	0	0	—	0	0	0	0	0
10/30/17	at K.C.	L	1/0	2	1	1	0.0	0	0	0	0	0	—	0	0	0	0	0
12/31/17	K.C.	L	1/1	1	1	0	0.0	0	0	0	0	0	—	0	0	0	0	0
10/01/18	K.C.	L	1/1	6	6	0	0.0	0	0	0	0	0	—	0	1	0	0	0
10/28/18	at K.C.	L	1/1	4	3	1	0.0	0	0	0	0	0	—	0	0	0	0	0
10/17/19	K.C.	L	1/1	1	1	0	0.0	0	0	0	0	0	—	0	0	0	0	0
12/15/19	at K.C.	L	1/1	6	6	0	0.0	0	0	0	0	0	—	0	1	0	0	0
09/20/20	K.C.	L (OT)	1/1	8	4	4	0.0	0	1	0	0	0	—	0	1	0	0	0
Totals		8-11	19/16	78	69	9	0.0	0	5	2	1	20	20	0	14	0	0	0

26 CASEY HAYWARD JR. CB

REGULAR SEASON DEFENSE

Date	Opp.	Res.	GP/GS	Tot	Solo	Asst	Sks	Yds	TFL	QBH	INT	Yds	Lg	TD	PD	FF	FR	Yds
09/28/15	K.C.	W	1/0	5	5	0	0.0	0	1	0	0	0	—	0	1	0	0	0
09/11/16	at K.C.	L (OT)	1/1	4	2	2	0.0	0	0	0	0	0	—	0	2	0	0	0
01/01/17	K.C.	L	1/1	7	7	0	0.0	0	0	0	0	0	—	0	0	0	0	0
09/24/17	K.C.	L	1/1	3	2	1	0.0	0	1	0	0	0	—	0	0	0	0	0
12/16/17	at K.C.	L	1/1	3	3	0	0.0	0	0	0	0	0	—	0	1	0	0	0
09/09/18	K.C.	L	1/1	4	4	0	0.0	0	0	0	0	0	—	0	0	0	0	0
12/13/18	at K.C.	W	1/1	2	2	0	0.0	0	1	0	0	0	—	0	0	0	0	0
11/18/19	K.C.	L	1/1	1	1	0	0.0	0	0	0	0	0	—	0	0	0	0	0
12/29/19	at K.C.	L	1/1	0	0	0	0.0	0	0	0	0	0	—	0	0	0	0	0
09/20/20	K.C.	L (OT)	1/1	3	2	1	0.0	0	0	0	0	0	—	0	0	0	0	0
Totals		2-8	10/9	32	28	4	0.0	0	3	0	0	0	—	0	4	0	0	0

10 JUSTIN HERBERT QB

REGULAR SEASON PASSING

Date	Opp.	Res.	GP/GS	Cmp	Att	Pct.	Yds	Y/A	TD	INT	Lg	Sacks	Yds Lost	Rating
09/20/20	K.C.	L (OT)	1/1	22	33	66.7	311	9.42	1	1	35	2	15	94.4
Totals		0-1	1/1	22	33	66.7	311	9.42	1	1	35	2	15	94.4

REGULAR SEASON RUSHING

Date	Opp.	Res.	GP/GS	Att	Yds	Avg.	Lg	TD
09/20/20	K.C.	L (OT)	1/1	4	18	4.5	11	1
Totals		0-1	1/1	4	18	4.5	11	1

84 KJ HILL WR

REGULAR SEASON RECEIVING

Date	Opp.	Res.	GP/GS	Rec.	Yds	Avg.	Lg	TD
09/20/20	K.C.	L (OT)	1/0	0	0	—	—	0
Totals		0-1	1/0	0	0	—	—	0

REGULAR SEASON PUNT RETURNING

Date	Opp.	Res.	GP	PR	Yds	Avg.	Lg	FC	TD
09/20/20	K.C.	L (OT)	1	0	0	—	—	0	0
Totals		0-1	1	0	0	—	—	0	0



CHARGERS CAREER NUMBERS AGAINST CHIEFS

22 JUSTIN JACKSON RB

REGULAR SEASON OFFENSE

Date	Opp.	Res.	GP/GS	Att	Yds	Avg.	Lg	TD	Rec.	Yds	Avg.	Lg	TD	Scrim. Yds	Scrim. TD
12/13/18	at K.C.	W	1/1	16	58	3.6	9	1	3	27	9.0	16	0	85	1
12/29/19	at K.C.	L	1/0	1	11	11.0	11	0	0	0	—	—	0	11	0
Totals		1-1	2/1	17	69	4.1	11	1	3	27	9.0	16	0	96	1

46 MALIK JEFFERSON LB

REGULAR SEASON DEFENSE

Date	Opp.	Res.	GP/GS	Tot	Solo	Asst	Sks	Yds	TFL	QBH	INT	Yds	Lg	TD	PD	FF	FR	Yds
09/20/20	K.C.	L (OT)	1/0	0	0	0	0.0	0	0	0	0	0	—	0	0	0	0	0
Totals		0-1	1/0	0	0	0	0.0	0	0	0	0	0	—	0	0	0	0	0

23 RAYSHAWN JENKINS S

REGULAR SEASON DEFENSE

Date	Opp.	Res.	GP/GS	Tot	Solo	Asst	Sks	Yds	TFL	QBH	INT	Yds	Lg	TD	PD	FF	FR	Yds
09/24/17	K.C.	L	1/0	0	0	0	0.0	0	0	0	0	0	—	0	0	0	0	0
12/16/17	at K.C.	L	1/0	2	1	1	0.0	0	0	0	0	0	—	0	0	0	0	0
09/09/18	K.C.	L	1/0	0	0	0	0.0	0	0	0	0	0	—	0	0	0	0	0
12/13/18	at K.C.	W	1/0	0	0	0	0.0	0	0	0	0	0	—	0	0	0	0	0
11/18/19	K.C.	L	1/1	3	1	2	0.0	0	0	0	1	2	2	0	1	0	0	0
12/29/19	at K.C.	L	1/1	1	1	0	0.0	0	0	0	0	0	—	0	0	0	0	0
09/20/20	K.C.	L (OT)	1/1	3	1	2	0.0	0	0	0	0	0	—	0	0	0	0	0
Totals		1-6	7/3	9	4	5	0.0	0	0	0	1	2	2	0	1	0	0	0

93 JUSTIN JONES DT

REGULAR SEASON DEFENSE

Date	Opp.	Res.	GP/GS	Tot	Solo	Asst	Sks	Yds	TFL	QBH	INT	Yds	Lg	TD	PD	FF	FR	Yds
09/09/18	K.C.	L	1/0	3	1	2	0.0	0	0	0	0	0	—	0	0	0	0	0
12/13/18	at K.C.	W	1/0	0	0	0	0.0	0	0	0	0	0	—	0	0	0	0	0
11/18/19	K.C.	L	1/1	3	2	1	0.0	0	0	0	0	0	—	0	0	0	0	0
12/29/19	at K.C.	L	1/1	1	1	0	0.0	0	0	0	0	0	—	0	0	0	0	0
09/20/20	K.C.	L (OT)	1/1	1	0	1	0.0	0	0	0	0	0	—	0	0	0	0	0
Totals		1-4	5/3	8	4	4	0.0	0	0	0	0	0	—	0	0	0	0	0

95 LINVAL JOSEPH DT

REGULAR SEASON DEFENSE

Date	Opp.	Res.	GP/GS	Tot	Solo	Asst	Sks	Yds	TFL	QBH	INT	Yds	Lg	TD	PD	FF	FR	Yds
09/23/13	at K.C.	L	1/1	3	3	0	0.0	0	0	0	0	0	—	0	0	0	0	0
10/18/15	K.C.	W	1/1	3	2	2	0.0	0	1	0	0	0	—	0	0	0	0	0
11/03/19	at K.C.	L	1/1	4	3	1	0.0	0	1	1	0	0	—	0	0	0	0	0
09/20/20	K.C.	L (OT)	1/1	4	3	1	0.0	0	0	0	0	0	—	0	0	0	0	0
Totals		1-3	4/4	15	11	4	0.0	0	2	1	0	0	—	0	0	0	0	0

27 JOSHUA KELLEY RB

REGULAR SEASON OFFENSE

Date	Opp.	Res.	GP/GS	Att	Yds	Avg.	Lg	TD	Rec.	Yds	Avg.	Lg	TD	Scrim. Yds	Scrim. TD
09/20/20	K.C.	L (OT)	1/0	23	64	2.8	7	0	2	49	24.5	35	0	113	0
Totals		0-1	1/0	23	64	2.8	7	0	2	49	24.5	35	0	113	0

1 TY LONG P

REGULAR SEASON PUNTING

Date	Opp.	Res.	GP	Punt	Blk	Yds.	Avg.	Lg	TB	I20
11/18/19	K.C.	L	1	3	0	143	47.7	59	0	0
12/29/19	at K.C.	L	1	3	0	134	44.7	47	0	1
09/20/20	K.C.	L (OT)	1	3	0	131	43.7	61	0	2
Totals		0-3	3	9	0	408	44.2	61	0	3

CHARGERS CAREER NUMBERS AGAINST CHIEFS

56 KENNETH MURRAY JR. LB

REGULAR SEASON DEFENSE

Date	Opp.	Res.	GP/GS	Tot	Solo	Asst	Sk	Yds	TFL	QBH	INT	Yds	Lg	TD	PD	FF	FR	Yds
09/20/20	K.C.	L (OT)	1/1	10	6	4	0.0	0	0	0	0	0	—	0	1	0	0	0
Totals		0-1	1/1	10	6	4	0.0	0	0	0	0	0	—	0	1	0	0	0

40 GABE NABERS FB

REGULAR SEASON OFFENSE

Date	Opp.	Res.	GP/GS	Att	Yds	Avg.	Lg	TD	Rec.	Yds	Avg.	Lg	TD	Scrim. Yds	Scrim. TD
09/20/20	K.C.	L (OT)	1/1	0	0	—	—	0	0	0	—	—	0	0	0
Totals		0-1	1/1	0	0	—	—	0	0	0	—	—	0	0	0

42 UCHENNA NWOSU DE

REGULAR SEASON DEFENSE

Date	Opp.	Res.	GP/GS	Tot	Solo	Asst	Sk	Yds	TFL	QBH	INT	Yds	Lg	TD	PD	FF	FR	Yds
09/09/18	K.C.	L	1/0	0	0	0	0.0	0	0	0	0	0	—	0	0	0	0	0
12/13/18	at K.C.	W	1/0	0	0	0	0.0	0	0	0	0	0	—	0	0	0	0	0
11/18/19	K.C.	L	1/0	0	0	0	0.0	0	0	1	0	0	—	0	0	0	0	0
12/29/19	at K.C.	L	1/0	1	1	0	0.0	0	0	0	0	0	—	0	0	0	0	0
09/20/20	K.C.	L (OT)	1/0	0	0	0	0.0	0	0	2	0	0	—	0	0	0	0	0
Totals		1-4	5/0	1	1	0	0.0	0	0	3	0	0	—	0	0	0	0	0

52 DENZEL PERRYMAN LB

REGULAR SEASON DEFENSE

Date	Opp.	Res.	GP/GS	Tot	Solo	Asst	Sk	Yds	TFL	QBH	INT	Yds	Lg	TD	PD	FF	FR	Yds
11/22/15	K.C.	L	1/1	6	3	3	1.0	14	1	1	0	0	—	0	0	0	0	0
12/13/15	at K.C.	L	1/1	5	4	1	0.0	0	1	0	0	0	—	0	0	0	0	0
09/11/16	at K.C.	L (OT)	1/1	4	4	0	0.0	0	0	0	0	0	—	0	0	0	0	0
12/16/17	at K.C.	L	1/1	0	0	0	0.0	0	0	0	0	0	—	0	0	0	0	0
09/09/18	K.C.	L	1/1	4	2	2	0.0	0	0	1	0	0	—	0	0	0	0	0
11/18/19	K.C.	L	1/0	7	6	1	0.0	0	0	0	0	0	—	0	0	1	0	0
12/29/19	at K.C.	L	1/1	6	4	2	0.0	0	0	0	0	0	—	0	0	0	0	0
09/20/20	K.C.	L (OT)	1/0	3	0	3	0.0	0	0	0	0	0	—	0	0	0	0	0
Totals		0-8	8/6	35	23	12	1.0	14	2	2	0	0	—	0	0	1	0	0

12 JOE REED WR

REGULAR SEASON OFFENSE

Date	Opp.	Res.	GP/GS	Att	Yds	Avg.	Lg	TD	Rec.	Yds	Avg.	Lg	TD	Scrim. Yds	Scrim. TD
09/20/20	K.C. (OT)	L	1/0	1	8	8.0	8	0	0	0	—	—	0	8	0
Totals		0-1	1/0	1	8	8.0	8	0	0	0	—	—	0	8	0

REGULAR SEASON KICK RETURNING

Date	Opp.	Res.	GP	KR	Yds	Avg.	Lg	TD
09/20/20	K.C. (OT)	L	1	4	85	21.3	28	0
Totals		0-1	1	4	85	21.3	28	0

98 ISAAC ROCHELL DE

REGULAR SEASON DEFENSE

Date	Opp.	Res.	GP/GS	Tot	Solo	Asst	Sk	Yds	TFL	QBH	INT	Yds	Lg	TD	PD	FF	FR	Yds
09/09/18	K.C.	L	1/1	4	2	2	0.0	0	0	0	0	0	—	0	0	0	0	0
12/13/18	at K.C.	W	1/0	2	0	2	0.5	1	0	1	0	0	—	0	0	0	0	0
11/18/19	K.C.	L	1/0	1	0	1	0.0	0	0	0	0	0	—	0	0	0	0	0
12/29/19	at K.C.	L	1/0	0	0	0	0.0	0	0	0	0	0	—	0	0	0	0	0
09/20/20	K.C.	L (OT)	1/0	2	2	0	0.0	0	0	0	0	0	—	0	0	0	0	0
Totals		1-4	5/1	9	4	5	0.5	1	0	1	0	0	—	0	0	0	0	0

CHARGERS CAREER NUMBERS AGAINST CHIEFS

71 DAMION SQUARE NT

REGULAR SEASON DEFENSE

Date	Opp.	Res.	GP/GS	Tot	Solo	Asst	Sk	Yds	TFL	QBH	INT	Yds	Lg	TD	PD	FF	FR	Yds
12/13/15	at K.C.	L	1/0	1	1	0	0.0	0	0	0	0	0	—	0	0	0	0	0
01/01/17	K.C.	L	1/1	2	0	2	0.0	0	0	0	0	0	—	0	0	0	0	0
09/24/17	K.C.	L	1/0	1	0	1	0.0	0	0	0	0	0	—	0	1	0	0	0
12/16/17	at K.C.	L	1/0	3	2	1	0.0	0	0	0	0	0	—	0	1	0	0	0
09/09/18	K.C.	L	1/0	1	1	0	0.0	0	0	0	0	0	—	0	1	0	0	0
12/13/18	at K.C.	W	1/1	2	1	1	0.0	0	0	0	0	0	—	0	0	0	0	0
11/18/19	K.C.	L	1/0	4	1	3	0.0	0	1	0	0	0	—	0	0	0	0	0
12/29/19	at K.C.	L	1/0	2	1	1	0.0	0	0	0	0	0	—	0	0	0	0	0
09/20/20	K.C.	L (OT)	1/0	1	0	1	0.0	0	0	0	0	0	—	0	0	0	0	0
Totals			1-8	9/2	17	7	10	0.0	0	1	0	0	—	0	3	0	0	0

5 TYROD TAYLOR QB

REGULAR SEASON PASSING

Date	Opp.	Res.	GP/GS	Cmp	Att	Pct.	Yds	Y/A	TD	INT	Lg	Sacks	Yds Lost	Rating
10/07/12	at K.C.	W	1/0	0	0	—	0	0.00	0	0	—	0	0	—
11/29/15	at K.C.	L	1/1	21	38	55.3	291	7.66	3	0	48	1	5	106.4
11/26/17	at K.C.	W	1/1	19	29	65.5	183	6.31	1	0	33	2	19	94.5
11/04/18	K.C.	L	1/0	1	1	100.0	11	11.00	0	0	11	0	0	112.5
Totals			2-2	4/2	41	58	60.3	485	7.13	4	0	48	3	24

REGULAR SEASON RUSHING

Date	Opp.	Res.	GP/GS	Att	Yds	Avg.	Lg	TD
10/07/12	at K.C.	W	1/0	0	0	—	—	0
11/29/15	at K.C.	L	1/1	5	46	9.2	15	0
11/26/17	at K.C.	W	1/1	9	27	3.0	9	0
11/04/18	K.C.	L	1/0	0	0	—	—	0
Totals			2-2	4/2	14	73	5.2	15

99 JERRY TILLERY DT

REGULAR SEASON DEFENSE

Date	Opp.	Res.	GP/GS	Tot	Solo	Asst	Sk	Yds	TFL	QBH	INT	Yds	Lg	TD	PD	FF	FR	Yds
11/18/19	K.C.	L	1/0	0	0	0	0.0	0	0	0	0	0	—	0	0	0	0	0
12/29/19	at K.C.	L	1/0	1	1	0	0.0	0	1	0	0	0	—	0	0	0	0	0
09/20/20	K.C.	L (OT)	1/0	1	1	0	0.0	0	0	3	0	0	—	0	0	0	0	0
Totals			0-3	3/0	2	2	0	0.0	0	1	3	0	—	0	0	0	0	0

59 NICK VIGIL LB

REGULAR SEASON DEFENSE

Date	Opp.	Res.	GP/GS	Tot	Solo	Asst	Sk	Yds	TFL	QBH	INT	Yds	Lg	TD	PD	FF	FR	Yds
09/20/20	K.C.	L (OT)	1/0	0	0	0	0.0	0	0	0	0	0	—	0	0	0	0	0
Totals			0-1	1/0	0	0	0.0	0	0	0	0	0	—	0	0	0	0	0

20 JAYLEN WATKINS S

REGULAR SEASON DEFENSE

Date	Opp.	Res.	GP/GS	Tot	Solo	Asst	Sk	Yds	TFL	QBH	INT	Yds	Lg	TD	PD	FF	FR	Yds
09/17/17	at K.C.	L	1/1	2	1	1	0.0	0	0	0	0	0	—	0	0	0	0	0
11/18/19	K.C.	L	1/1	11	7	4	0.0	0	0	0	0	0	—	0	0	0	0	0
Totals			0-2	2/2	13	8	5	0.0	0	0	0	0	—	0	0	0	0	0

CHARGERS CAREER NUMBERS AGAINST CHIEFS

81 MIKE WILLIAMS WR

REGULAR SEASON RECEIVING

Date	Opp.	Res.	GP/GS	Rec.	Yds	Avg.	Lg	TD
12/16/17	at K.C.	L	1/0	0	0	—	—	0
09/09/18	K.C.	L	1/0	5	81	16.2	25	0
12/13/18	at K.C.	W	1/1	7	76	10.9	38	2
11/18/19	K.C.	L	1/1	2	76	38.0	50	0
12/29/19	at K.C.	L	1/1	2	38	19.0	22	0
09/20/20	K.C.	L (OT)	1/0	2	18	7.0	8	0
Totals		1-5	6/3	18	285	15.8	50	2

REGULAR SEASON RUSHING

Date	Opp.	Res.	GP/GS	Att.	Yds	Avg.	Lg	TD
12/16/17	at K.C.	L	1/0	0	0	—	—	0
09/09/18	K.C.	L	1/0	0	0	—	—	0
12/13/18	at K.C.	W	1/1	1	19	19.0	19t	1
11/18/19	K.C.	L	1/1	0	0	—	—	0
12/29/19	at K.C.	L	1/1	0	0	—	—	0
09/20/20	K.C.	L (OT)	1/0	0	0	—	—	0
Totals		1-5	6/3	1	19	19.0	19t	1



2020 LOS ANGELES CHARGERS OFFENSIVE STATISTICS

Won 6, Lost 9

9/13/2020	W	16 - 13	at Cincinnati Bengals
9/20/2020	L	20 - 23	Kansas City Chiefs
9/27/2020	L	16 - 21	Carolina Panthers
10/4/2020	L	31 - 38	at Tampa Bay Buccaneers
10/12/2020	L	27 - 30	at New Orleans Saints
10/25/2020	W	39 - 29	Jacksonville Jaguars
11/1/2020	L	30 - 31	at Denver Broncos
11/8/2020	L	26 - 31	Las Vegas Raiders
11/15/2020	L	21 - 29	at Miami Dolphins
11/22/2020	W	34 - 28	New York Jets
11/29/2020	L	17 - 27	at Buffalo Bills
12/6/2020	L	0 - 45	New England Patriots
12/13/2020	W	20 - 17	Atlanta Falcons
12/17/2020	W	30 - 27	at Las Vegas Raiders
12/27/2020	W	19 - 16	Denver Broncos

Los Angeles Opponent
Chargers

Total First Downs	344	306						
Rushing	101	108						
Passing	210	173						
Penalty	33	25						
3rd Down: Made/Att	96/217	83/195						
3rd Down Pct.	44.2%	42.6%						
4th Down: Made/Att	12/24	10/14						
4th Down Pct.	50.0%	71.4%						
Possession Avg.	31:00	29:00						
Total Net Yards	5697	5227						
Avg. Per Game	379.8	348.5						
Total Plays	1058	947						
Avg. Per Play	5.4	5.5						
Net Yards Rushing	1649	1866						
Avg. Per Game	109.9	124.4						
Total Rushes	431	410						
Net Yards Passing	4048	3361						
Avg. Per Game	269.9	224.1						
Sacked/Yards Lost	31/198	26/136						
Gross Yards	4246	3497						
Attempts/Completions	596/391	511/317						
Completion Pct.	65.6%	62.0%						
Had Intercepted	10	12						
Punts/Average	58/44.5	59/47.6						
Net Punting Avg.	33.8	42.2						
Penalties/Yards	81/687	89/800						
Fumbles/Ball Lost	16/6	12/6						
Touchdowns	40	46						
Rushing	10	16						
Passing	28	27						
Returns	2	3						
Score By Periods	Q1	Q2	Q3	Q4	OT	Pts		
Team	66	129	82	63	6	346		
Opponents	77	104	102	113	9	405		
Scoring	TD	Ru	Pa	Rt	PAT	FG	2Pt	Pts
M.Badgley	0	0	0	0	32/35	24/33	0	104
K.Allen	8	0	8	0	0/0	0/0	1	50
H.Henry	4	0	4	0	0/0	0/0	0	24
M.Williams	4	0	4	0	0/0	0/0	0	24
J.Herbert	4	4	0	0	0/0	0/0	0	24
J.Guyton	3	0	3	0	0/0	0/0	0	18
T.Johnson	3	0	3	0	0/0	0/0	0	18
K.Ballage	2	2	0	0	0/0	0/0	0	12
D.Parham	2	0	2	0	0/0	0/0	0	12
J.Kelley	2	2	0	0	0/0	0/0	0	12
A.Ekeler	2	1	1	0	0/0	0/0	0	12
G.Nabers	2	0	2	0	0/0	0/0	0	12
J.Reed	1	1	0	0	0/0	0/0	0	6
M.Davis	1	0	0	1	0/0	0/0	0	6
V.Green	1	0	1	0	0/0	0/0	0	6
T.Campbell	1	0	0	1	0/0	0/0	0	6
Team	40	10	28	2	32/35	24/33	1	346
Opponents	46	16	27	3	37/41	28/32	3	405

2-Pt. Conversions: Team 1/4, Opponents: 3/5

Sacks: J.Bosa 7.5, U.Nwosu 4.5, J.Tillery 3.0, N.Vigil 2.0, I.Rochell 1.5, D.Perryman 1.0, R.Jenkins 1.0, J.Jones 1.0, K.Murray 1.0, D.Square 1.0, D.King 1.0, K.White 0.5, J.Addae 0.5, C.Harris 0.5 **Team: 26.0, Opponents: 31.0**

Rushing	No.	Yds	Avg	Long	TD
A.Ekeler	109	512	4.7	27	1
J.Kelley	111	354	3.2	33	2
K.Ballage	75	254	3.4	17	2
J.Herbert	49	225	4.6	31	4
J.Jackson	50	198	4.0	36	0
T.Pope	15	76	5.1	26	0
J.Reed	5	29	5.8	8	1
T.Johnson	3	17	5.7	7	0
T.Taylor	6	7	1.2	4	0
G.Nabers	2	7	3.5	4	0
M.Williams	1	1	1.0	1	0
J.Guyton	2	0	0.0	4	0
K.Allen	1	-1	-1.0	-1	0
E.Stick	1	-2	-2.0	-2	0
T.Long	1	-28	-28.0	-28	0
Team	431	1649	3.8	36	10
Opponents	410	1866	4.6	55t	16

Receiving	No.	Yds	Avg	Long	TD
K.Allen	100	992	9.9	28	8
H.Henry	60	613	10.2	33	4
A.Ekeler	48	370	7.7	28	1
M.Williams	42	648	15.4	64t	4
J.Guyton	28	511	18.3	72t	3
J.Kelley	23	148	6.4	35	0
K.Ballage	20	99	5.0	16	0
T.Johnson	18	363	20.2	55	3
J.Jackson	18	141	7.8	34	0
T.Pope	8	42	5.3	11	0
D.Parham	7	122	17.4	26	2
K.Hill	7	73	10.4	25	0
S.Anderson	5	54	10.8	23	0
G.Nabers	4	20	5.0	9	2
V.Green	3	50	16.7	26t	1
J.Reed	0	0	0.0	0	0
Team	391	4246	10.9	72t	28
Opponents	317	3497	11.0	54t	27

Interceptions	No.	Yds	Avg	Long	TD
M.Davis	3	86	28.7	78t	1
R.Jenkins	2	23	11.5	23	0
C.Harris	1	51	51.0	51	0
N.Adderley	1	39	39.0	39	0
C.Hayward	1	9	9.0	9	0
T.Campbell	1	6	6.0	6t	1
J.Addae	1	3	3.0	3	0
M.Williams	1	0	0.0	0	0
M.Ingram	1	0	0.0	0	0
Team	12	217	18.1	78t	2
Opponents	10	146	14.6	66	0

Punting	No	Yds	Avg	Net	TB	In	Lg	B
T.Long	55	2582	46.9	33.8	3	10	63	3
Team	58	2582	44.5	33.8	3	10	63	3
Opponents	59	2811	47.6	42.2	11	26	70	0

Punt Returns	Ret	FC	Yds	Avg	Long	TD
K.Hill	12	10	83	6.9	30	0
D.King	6	4	17	2.8	7	0
Team	18	14	100	5.6	30	0
Opponents	36	8	564	15.7	70t	1

Kickoff Returns	No.	Yds	Avg	Long	TD
J.Reed	21	435	20.7	46	0
N.Adderley	10	300	30.0	76	0
T.Johnson	6	111	18.5	26	0
J.Kelley	2	39	19.5	21	0
T.Pope	1	14	14.0	14	0
Team	40	899	22.5	76	0
Opponents	28	747	26.7	44	0

Field Goals	1-19	20-29	30-39	40-49	50+
M.Badgley	0/0	8/8	6/6	8/13	2/6
Team	0/0	8/8	6/6	8/13	2/6
Opponents	0/0	6/6	9/11	6/8	7/7

Fumbles Lost: K.Allen 2, J.Kelley 2, K.Hill Jr. 1, J.Herbert 1 **Total: 6**

Opponent Fumble Recoveries: N.Vigil 2, J.Bosa 1, T.Pope 1, J.Tillery 1, N.Adderley 1 **Total: 6**

Passing	Att	Cmp	Yds	Cmp%	Yds/Att	TD	TD%	Int	Int%	Long	Sack	Lost	Rating
J.Herbert	564	374	4034	66.3%	7.2	28	5.0%	10	1.8%	72t	29/	197	96.3
T.Taylor	30	16	208	53.3%	6.9	0	0.0%	0	0.0%	37	2/	1	75.4
E.Stick	1	1	4	100.0%	4.0	0	0.0%	0	0.0%	4	0/	0	83.3
K.Allen	1	0	0	0.0%	0.0	0	0.0%	0	0.0%	0	0/	0	39.6
Team	596	391	4246	65.6%	7.1	28	4.7%	10	1.7%	72t	31/	198	95.1
Opponents	511	317	3497	62.0%	6.8	27	5.3%	12	2.3%	54t	26/	136	90.1

2020 LOS ANGELES CHARGERS DEFENSIVE STATISTICS

Official Press Box Totals — Confirmed by league review.

Player	— Tackles —			Sacks	Yards	Tackles for Loss	QB Hits	Interceptions	Passes Def.	— Fumbles —	
	Solo	Assisted	Total							Forced	Recoveries
Kenneth Murray Jr.	67	37	104	1.0	4.0	5	1	0	3	0	0
Rayshawn Jenkins.	56	25	81	1.0	6.0	4	1	2	4	0	0
Kyzir White	50	27	77	0.5	4.5	4	3	0	3	0	0
Nasir Adderley	53	11	64	0.0	0.0	0	1	1	3	0	1
Michael Davis.	45	14	59	0.0	0.0	2	0	3	12	0	0
Linval Joseph.	32	27	59	0.0	0.0	2	2	0	0	0	0
Nick Vigil	25	16	41	2.0	3.0	3	0	0	1	1	2
Denzel Perryman	21	20	41	1.0	9.0	2	2	0	1	1	0
Casey Hayward Jr.	36	5	41	0.0	0.0	0	0	1	8	0	0
Joey Bosa.	29	10	39	7.5	48.0	15	27	0	1	0	1
Chris Harris Jr.	22	11	33	0.5	0.5	1	1	1	2	0	0
Uchenna Nwosu	17	13	30	4.5	26.0	5	11	0	2	0	0
Justin Jones.	17	13	30	1.0	5.0	5	4	0	0	0	0
Jerry Tillery	17	10	27	3.0	24.0	3	13	0	2	2	1
Isaac Rochell	15	10	25	1.5	4.5	0	2	0	1	0	0
Desmond King II.	18	5	23	1.0	0.0	0	1	0	0	0	0
Damion Square	8	12	20	1.0	1.0	1	2	0	0	0	0
Jahleel Addae	12	5	17	0.5	0.5	0	1	1	2	0	0
Tevaughn Campbell	11	5	16	0.0	0.0	0	1	1	3	1	0
Melvin Ingram III.	5	5	10	0.0	0.0	0	4	1	2	0	0
Brandon Facyson	6	1	7	0.0	0.0	0	0	0	0	1	0
Jaylen Watkins	6	0	6	0.0	0.0	0	0	0	0	0	0
Cortez Broughton.	0	4	4	0.0	0.0	0	0	0	1	0	0
Emeke Egbule	0	2	2	0.0	0.0	0	1	0	0	0	0
Joe Gaziano.	0	1	1	0.0	0.0	0	0	0	0	0	0
Alohi Gilman	0	1	1	0.0	0.0	0	0	0	0	0	0
Jessie Lemonier	0	1	1	0.0	0.0	0	1	0	0	0	0
Drue Tranquill	1	0	1	0.0	0.0	0	0	0	0	0	0
Mike Williams	0	0	0	0.0	0.0	0	0	1	1	0	0
Totals	569	291	860	26.0	136.0	52	79	12	52	6	5
<i>Defensive Backs</i>	<i>265</i>	<i>83</i>	<i>348</i>	<i>3.0</i>	<i>7.0</i>	<i>7</i>	<i>6</i>	<i>10</i>	<i>34</i>	<i>2</i>	<i>1</i>
<i>Defensive Linemen</i>	<i>140</i>	<i>106</i>	<i>246</i>	<i>16.0</i>	<i>95.5</i>	<i>32</i>	<i>66</i>	<i>1</i>	<i>9</i>	<i>2</i>	<i>2</i>
<i>Linebackers</i>	<i>164</i>	<i>102</i>	<i>266</i>	<i>7.0</i>	<i>33.5</i>	<i>13</i>	<i>7</i>	<i>0</i>	<i>8</i>	<i>2</i>	<i>2</i>
<i>Offensive Players</i>	<i>0</i>	<i>0</i>	<i>0</i>	<i>0.0</i>	<i>0.0</i>	<i>0</i>	<i>0</i>	<i>1</i>	<i>1</i>	<i>0</i>	<i>0</i>

SPECIAL TEAMS TACKLES

Player	Total Tackles
Brandon Facyson	9
Nick Vigil	8
B.J. Bello	6
Stephen Anderson	5
Malik Jefferson	5
Gabe Nabers	5
Jahleel Addae	4
Emeke Egbule	4
Cole Mazza	4
Tevaugh Campbell	3
Alohi Gilman	3
Justin Jackson	3
Rayshawn Jenkins	3
Ty Long	3
Uchenna Nwosu	3
Joe Reed	3
Isaac Rochell	2
Cole Christiansen	1
Michael Davis	1
Jalen Guyton	1
Tyron Johnson	1
Joshua Kelley	1
Desmond King II.	1
Totals	79

2020 GAME SUMMARIES

WEEK 1 AT CINCINNATI



CHARGERS 16 BENGALS 13

Sunday, Sept. 13, 2020

Paul Brown Stadium – Cincinnati, Ohio



GAME STATISTICS

TEAM	1	2	3	4	OT	F
L.A. Chargers	0	6	0	10	-	16
Cincinnati	7	0	6	0	-	13

SCORING SUMMARY

Team	Q	Time	Play
Bengals	1	2:24	J.Burrow 23 yd. run (R.Bullock kick) (5-44, 1:35)
Chargers	2	7:10	M.Badgley 24 yd. Field Goal (11-74, 4:08)
Chargers	2	0:00	M.Badgley 43 yd. Field Goal (6-61, 0:33)
Bengals	3	9:12	R.Bullock 50 yd. Field Goal (7-29, 2:28)
Bengals	3	1:32	R.Bullock 43 yd. Field Goal (11-43, 6:08)
Chargers	4	12:23	J.Kelley 5 yd. run (M.Badgley kick) (10:55, 4:09)
Chargers	4	8:56	M.Badgley 22 yd. Field Goal (8-21, 3:18)

TEAM STATISTICS

	LAC	CIN
FIRST DOWNS:	27	15
TOTAL NET YARDS:	525	252
NET RUSHING YARDS:	195	88
NET PASSING YARDS:	330	164
PENALTIES/YARDS:	6-65	10-101
3RD DOWN EFFICIENCY (%):	6-8 (75.0%)	4/15 (26.6%)
SCORING DRIVES (%):	7-11 (63.6%)	2-12 (16.7%)
PUNTS/NET AVERAGE:	2-51.1	2-46.0
SACKS/YARDS:	4/32	1/10
FUMBLES/LOST:	2/0	0/0
POINTS OFF TURNOVERS:	13	0
AVG. DRIVE START:	OWN 44	OWN 22
TIME OF POSSESSION:	29:23	30:37

INDIVIDUAL TOP PERFORMERS



PASSING

Taylor	CMP	ATT	YDS	TD	INT	RT	Burrow	CMP	ATT	YDS	TD	INT	RT
Taylor	16	30	208	0	0	75.4	Burrow	23	36	193	0	1	66.1

RUSHING

Ekel	ATT	YDS	AVG	LG	TD	Mixon	ATT	YDS	AVG	LG	TD
Ekel	19	84	4.4	13	0	Mixon	19	69	3.6	14	0
Kelley	6	70	11.6	26	1	Burrow	8	46	5.8	23t	1

RECEIVING

Henry	REC	YDS	AVG	LG	TD	Green	REC	YDS	AVG	LG	TD
Henry	5	73	14.6	33	0	Green	5	51	10.2	14	0
Williams	4	69	17.3	37	0	Uzomah	4	45	11.3	19	0
Allen	4	37	9.3	13	0	Boyd	4	33	8.3	11	0
Guyton	1	16	16.0	16	0	Bernard	4	21	5.3	10	0

TACKLES (SOLO) – LAC: C.Hayward Jr. 12 (12), K.Murray Jr. 8 (4), J.Bosa 5 (5); **CIN:** G.Pratt 12 (7), S.Hubbard 9 (3), J.Bynes 8 (4).

SACKS – LAC: J.Bosa 1.0, Nwosu 1.0, Tillery 1.0; **CIN:** J.Bynes 1.0, C.Lawson 1.0.

INTERCEPTIONS – LAC: M.Ingram 1-0-0; **CIN:** None.

STARTERS

WR.... K.Allen	DE..... J.Bosa	WR.... A.Green	LDE..... C.Dunlap
LT..... S.Tevi	DT..... J.Jones	LOT.... J.Williams	NT..... D.Reader
LG..... F.Lamp	NT..... L.Joseph	LG..... M.Jordan	DT..... M.Daniels
C..... D.Feeney	DE..... M.Ingram	C..... T.Hopkins	RDE... S.Hubbard
RG..... T.St. Louis	LB.... K.Murray Jr.	RG..... X.Su'a-Filo	LB.... J.Bynes
RT..... B.Bulaga	LB.... D.Tranquill	ROT .. B.Hart	LB.... G.Pratt
TE..... H.Henry	CB..... C.Harris	TE..... C.Uzomah	NCB.. M.Alexander
WR.... M.Williams	CB..... M.Davis	WR.... T.Boyd	CB..... D.Phillips
WR.... J.Guyton	S..... D.King II	WR.... J.Ross III	S..... W.Jackson III
QB.... T.Taylor	S..... R.Jenkins	QB.... J.Burrow	S..... V.Bell
RB.... A.Ekel	CB..... C.Hayward	HB.... J.Mixon	CB..... J.Bates III

WEEK 2 vs. KANSAS CITY



CHIEFS 23 CHARGERS 20

Sunday, Sept. 20, 2020

SoFi Stadium – Inglewood, Calif.



GAME STATISTICS

TEAM	1	2	3	4	OT	F
Kansas City	0	6	3	11	3	23
L.A. Chargers	7	7	3	3	0	20

SCORING SUMMARY

Team	Q	Time	Play
Chargers	1	11:23	J.Herbert 4 yd. run (M.Badgley kick) (8-79, 3:37)
Chiefs	2	8:51	T.Kelce 10 yd. pass from P.Mahomes (kick blocked) (10-73, 4:36)
Chargers	2	2:30	J.Guyton 14 yd. pass from J.Herbert (M.Badgley kick) (11-71, 6:21)
Chargers	3	8:07	M.Badgley 41 yd. Field Goal (12-57, 4:50)
Chiefs	3	3:11	H.Butker 58 yd. Field Goal (9-35, 4:56)
Chiefs	4	12:48	T.Hill 54 yd. pass from P.Mahomes (P.Mahomes-M.Hardman pass) (6-95, 2:31)
Chargers	4	2:27	M.Badgley 23 yd. Field Goal (17-82, 10:21)
Chiefs	4	0:00	H.Butker 30 yd. Field Goal (12-63, 2:27)
Chiefs	OT	1:55	H.Butker 58 yd. Field Goal (13-39, 5:52)

TEAM STATISTICS

	LAC	KC
FIRST DOWNS:	23	28
TOTAL NET YARDS:	414	479
NET RUSHING YARDS:	125	183
NET PASSING YARDS:	289	296
PENALTIES/YARDS:	11-90	6-40
3RD DOWN EFFICIENCY (%):	7/15 (46.6%)	6/13 (46.2%)
SCORING DRIVES (%):	5-10 (50.0%)	4-10 (40.0%)
PUNTS/NET AVERAGE:	5-39.6	3-38.3
SACKS/YARDS:	1/13	2/15
FUMBLES/LOST:	0/0	1/0
POINTS OFF TURNOVERS:	8	0
AVG. DRIVE START:	OWN 22	OWN 22
TIME OF POSSESSION:	28:38	39:27

INDIVIDUAL TOP PERFORMERS



PASSING

Herbert	CMP	ATT	YDS	TD	INT	RT	Mahomes	CMP	ATT	YDS	TD	INT	RT
Herbert	22	33	311	1	1	94.4	Mahomes	27	47	302	2	0	90.9

RUSHING

Ekel	ATT	YDS	AVG	LG	TD	Mahomes	ATT	YDS	AVG	LG	TD
Ekel	16	93	5.8	13	0	Mahomes	6	54	9.0	21	0
Kelley	23	64	2.8	7	0	Edwards-Helaire	10	38	3.8	17	0

RECEIVING

Allen	REC	YDS	AVG	LG	TD	Hill	REC	YDS	AVG	LG	TD
Allen	7	96	13.7	28	0	Hill	5	99	19.8	54t	1
Henry	6	83	13.8	22	0	Kelce	9	90	10.0	20	1
Ekel	4	55	13.8	22	0	Edwards-Helaire	6	32	5.3	10	0

TACKLES (SOLO) – LAC: K.Murray Jr. 10 (4), K.White 9 (5), C.Harris Jr. 8 (4); **KC:** D.Wilson 12 (7), A.Hitchens 9 (7), B.Niemann 5 (5).

SACKS – LAC: J.Bosa 1.0; **KC:** T.Charlton 1.0, M.Danna 2.0.

INTERCEPTIONS – LAC: None; **KC:** Sneed (1).

STARTERS

WR.... K.Allen	DE..... J.Bosa	WR.... T.Hill	LDE . T.Kpassagnon
LT..... S.Tevi	DT..... J.Jones	LT..... E.Fisher	LDT C.Jones
LG..... F.Lamp	NT..... L.Joseph	LG..... K.Osemele	RDT D.Nnadi
C..... D.Feeney	DE..... M.Ingram III	C..... A.Reiter	RDE..... F.Clark
RG..... T.Turner	LB.... K.Murray Jr.	RG..... A.Wylie	LB.... A.Hitchens
RT..... B.Bulaga	LB.... M.Schwartz	RT M.Schwartz	LB.... D.Wilson
TE..... H.Henry	CB..... C.Harris	TE..... T.Kelce	LB.... B.Niemann
TE..... V.Green	RCB.... M.Davis	WR.... S.Watkins	CB R.Fenton
FB.... G.Nabers	S..... R.Jenkins	WR.... M.Hardman	CB L.Sneed
QB.... J.Herbert	S..... N.Adderley	QB.... P.Mahomes	FS J.Thornhill
RB.... A.Ekel	LCB... C.Hayward	RB.... C.Edwards-Helaire	SS T.Mathieu

2020 GAME SUMMARIES

WEEK 3 vs. CAROLINA

WEEK 4 AT TAMPA BAY



**PANTHERS 21
CHARGERS 16**

Sunday, Sept. 27, 2020
SoFi Stadium - Inglewood, Calif.



**BUCCANEERS 38
CHARGERS 31**

Sunday, Oct. 4, 2020
Raymond James Stadium - Tampa, Fla.



GAME STATISTICS

TEAM	1	2	3	4	OT	F
Carolina	6	12	0	3	-	21
L.A. Chargers	0	7	3	6	-	16

SCORING SUMMARY

Team	Q	Time	Play
Panthers	1	9:20	J.Slye 29 yd. Field Goal (6-37, 3:07)
Panthers	1	4:28	J.Slye 24 yd. Field Goal (7-29, 3:15)
Chargers	2	14:14	A.Ekeler 12 yd. run (M.Badgley kick) (10-75, 5:14)
Panthers	2	8:11	J.Slye 30 yd. Field Goal (10-59, 6:03)
Panthers	2	2:58	M.Davis 13 yd. pass from T.Bridgewater (kick blocked) (8-57, 3:57)
Panthers	2	0:00	J.Slye 22 yd. Field Goal (2-4, 0:08)
Chargers	3	1:12	M.Badgley 41 yd. Field Goal (8-62, 5:14)
Panthers	4	10:58	J.Slye 31 yd. Field Goal (8-62, 5:14)
Chargers	4	4:33	K.Allen 14 yd. pass from J.Herbert (pass failed) (16-75, 6:25)

TEAM STATISTICS

	CAR	LAC
FIRST DOWNS:	14	26
TOTAL NET YARDS:	302	436
NET RUSHING YARDS:	81	117
NET PASSING YARDS:	221	319
PENALTIES/YARDS:	3-30	8-60
3RD DOWN EFFICIENCY (%):	3-12 (25.0%)	10/15 (66.7%)
SCORING DRIVES (%):	6-10 (60.0%)	3-10 (30.0%)
PUNTS/NET AVERAGE:	4-44.8	3-37.0
SACKS/YARDS:	2/11	2/11
FUMBLES/LOST:	0/0	4/3
POINTS OFF TURNOVERS:	0	0
AVG. DRIVE START:	OWN 38	OWN 25
TIME OF POSSESSION:	28:48	31:12

INDIVIDUAL TOP PERFORMERS



PASSING

	CMP	ATT	YDS	TD	INT	RT
J.Herbert	35	49	330	1	1	88.0
T.Bridgewater	22	28	235	1	0	113.5

RUSHING

	ATT	YDS	AVG	LG	TD
A.Ekeler	12	59	4.9	12t	1
J.Kelley	8	43	5.4	16	0
M.Davis	13	46	3.5	25	0
R.Bonafon	2	16	8.0	13	0

RECEIVING

	REC	YDS	AVG	LG	TD
K.Allen	13	132	10.2	22	1
A.Ekeler	11	84	7.6	28	0
H.Henry	5	50	10.0	16	0
J.Guyton	2	23	11.5	16	0
D.Moore	2	65	32.5	38	0
R.Anderson	5	55	11.0	18	0
M.Davis	8	45	5.6	13t	1
C.Samuel	4	45	11.3	24	0

TACKLES (SOLO) - LAC: K.White 11 (8), N.Adderley 9 (7), R.Jenkins 9 (3);
CAR: S.Thompson 13 (8), J.Chinn 12 (6), J.Burris 8 (7).

SACKS - LAC: J.Bosa 1.0, R.Jenkins 1.0; **CAR:** B.Burns 1.0, M.Haynes 1.0.

INTERCEPTIONS - LAC: None; **CAR:** D.Jackson 1-66-0.

STARTERS

WR.....K.Allen	DE.....J.Bosa	WR.....D.Moore	DE.....B.Burns
LT.....S.Tevi	DT.....J.Tillery	LT.....G.Little	DT.....D.Brown
LG.....F.Lamp	NT.....L.Joseph	LG.....C.Reed	DT.....Z.Kerr
C.....D.Feeney	DE.....U.Nwosu	C.....M.Paradis	DE...S.Weatherly
RG.....T.St.Louis	LB...K.Murray Jr.	RG.....J.Miller	LB...S.Thompson
RT.....B.Bulaga	LB.....K.White	RT.....T.Moton	LB...T.Whitehead
TE.....H.Henry	RCB.....M.Davis	TE.....I.Thomas	LB.....J.Chinn
WR.....M.Williams	CB.....C.Harris	WR.....R.Anderson	CB.....D.Jackson
WR.....J.Guyton	S.....N.Adderley	WR.....C.Samuel	SS.....J.Burris
QB.....J.Herbert	S.....R.Jenkins	QB.....T.Bridgewater	FS.....T.Boston
RB.....A.Ekeler	LCB...C.Hayward	RB.....M.Davis	CB.....R.Douglas

GAME STATISTICS

TEAM	1	2	3	4	OT	F
L.A. Chargers	14	10	7	0	-	31
Tampa Bay	7	7	14	10	-	38

SCORING SUMMARY

Team	Q	Time	Play
Buccaneers	1	10:00	C.Brake 3 yd. pass from T.Brady (R.Succop) (10-75, 5:00)
Chargers	1	8:14	T.Johnson 53 yd. pass from J.Herbert (M.Badgley kick) (4-75, 1:46)
Chargers	1	3:55	M.Davis 78 yd. INT return (M.Badgley kick)
Chargers	2	8:50	D.Parham Jr. 19 yd. pass from J.Herbert (M.Badgley kick) (13-97, 6:15)
Chargers	2	1:37	M.Badgley 53 yd. Field Goal (8-31, 3:17)
Buccaneers	2	0:22	M.Evans 6 yd. pass from T.Brady (R.Succop) (3-6, 0:16)
Buccaneers	3	8:22	O.Howard 28 yd. pass from T.Brady (R.Succop) (8-69, 4:28)
Buccaneers	3	0:52	S.Miller 19 yd. pass from T.Brady (R.Succop kick) (2-63, 0:48)
Chargers	3	0:00	J.Guyton 72 yd. pass from J.Herbert (M.Badgley kick) (3-75, 0:52)

TEAM STATISTICS

	LAC	TB
FIRST DOWNS:	15	28
TOTAL NET YARDS:	324	484
NET RUSHING YARDS:	46	115
NET PASSING YARDS:	278	369
PENALTIES/YARDS:	7-60	8-90
3RD DOWN EFFICIENCY (%):	4-10 (40.0%)	5/11 (45.0%)
SCORING DRIVES (%):	4-11 (36.4%)	7-12 (58.3%)
PUNTS/NET AVERAGE:	3-44.3	3-53.7
SACKS/YARDS:	0/0	2/12
FUMBLES/LOST:	1/1	0/0
POINTS OFF TURNOVERS:	7	7
AVG. DRIVE START:	OWN 22	OWN 35
TIME OF POSSESSION:	25:05	34:55

INDIVIDUAL TOP PERFORMERS



PASSING

	CMP	ATT	YDS	TD	INT	RT
J.Herbert	20	25	290	3	1	137.9
T.Brady	30	46	369	5	1	117.0

RUSHING

	ATT	YDS	AVG	LG	TD
J.Herbert	5	14	2.8	5	0
A.Ekeler	2	12	6.0	10	0
R.Jones	20	111	5.6	23	0
K.Vaughn	3	4	1.3	3	0

RECEIVING

	REC	YDS	AVG	LG	TD
J.Guyton	1	72	72.0	72t	1
K.Allen	8	62	7.8	17	0
T.Johnson	1	53	53.0	53t	1
H.Henry	2	39	19.5	29	0
M.Evans	7	122	17.4	48	1
S.Miller	5	83	16.6	44	1
O.Howard	3	50	16.7	28t	1
J.Watson	4	40	10.0	15	0

TACKLES (SOLO) - LAC: K.White 10 (8), K.Murray 10 (6), M.Davis 6 (4);
TB: L.David 11 (10), S.Barrett 7 (5), J.Whitehead 4 (4).

SACKS - LAC: None; **TB:** S.Barrett 1.0, J.Whitehead 1.0.

INTERCEPTIONS - LAC: M.Davis 1-78-1; **TB:** C.Davis 1-3-0.

STARTERS

WR.....K.Allen	DE.....J.Bosa	WR.....M.Evans	DL.....N.Suh
LT.....S.Tevi	DT.....J.Tillery	LT.....D.Smith	NT.....V.Vea
LG.....F.Lamp	NT.....L.Joseph	LG.....A.Marpert	DL.....W.Gholston
C.....D.Feeney	DE.....U.Nwosu	C.....R.Jensen	OLB..J.Pierre-Paul
RG.....R.Groy	LB...K.Murray Jr.	RG.....A.Cappa	ILB.....D.White
RT.....T.Pipkins III	LB.....K.White	RT.....T.Wirfs	ILB.....L.David
TE.....H.Henry	LCB.....M.Davis	TE.....R.Gronkowski	OLB.....S.Barrett
TE.....V.Green	CB.....D.King II	WR.....S.Miller	CB.....C.Davis
WR.....J.Guyton	S.....N.Adderley	WR.....J.Watson	S....A.Winfield Jr.
QB.....J.Herbert	S.....R.Jenkins	QB.....T.Brady	S.....J.Whitehead
RB.....A.Ekeler	RCB...C.Hayward	RB.....R.Jones	CB...S.Murphy-Bunting

2020 GAME SUMMARIES

WEEK 5 AT NEW ORLEANS

WEEK 7 vs. JACKSONVILLE



SAINTS 30 CHARGERS 27

Monday, Oct. 12, 2020

Mercedes-Benz Superdome – New Orleans, La.



CHARGERS 39 JAGUARS 29

Sunday, Oct. 25, 2020

SoFi Stadium – Inglewood, Calif.



GAME STATISTICS

TEAM	1	2	3	4	OT	F
L.A. Chargers	6	14	0	7	0	27
New Orleans	3	7	3	14	3	30

SCORING SUMMARY

Team	Q	Time	Play
Chargers	1	6:26	K.Allen 17 yd. pass from J.Herbert (kick failed, wr) (9-80, 4:33)
Saints	1	0:00	W.Lutz 48 yd. Field Goal (5-18, 2:41)
Chargers	2	11:01	M.Williams 4 yd. pass from J.Herbert (M.Badgley) (7-75, 3:59)
Chargers	2	4:25	H.Henry 3 yd. pass from J.Herbert (M.Badgley) (3-1, 1:23)
Saints	2	0:14	D.Brees 1 yd. run (W.Lutz) (8-51, 1:45)
Saints	3	4:52	W.Lutz 53 yd. Field Goal (7-40, 3:25)
Saints	4	11:21	J.Cook 41 yd. pass from D.Brees (W.Lutz) (10-89, 5:02)
Chargers	4	3:40	M.Williams 64 yd. pass from J.Herbert (M.Badgley) (4-78, 2:02)
Saints	4	0:52	T.Hill 9 yd. run (W.Lutz) (8-73, 2:48)
Saints	OT	5:08	W.Lutz 36 yd. Field Goal (9-48, 4:52)

TEAM STATISTICS

	LAC	NO
FIRST DOWNS:	19	23
TOTAL NET YARDS:	350	408
NET RUSHING YARDS:	111	95
NET PASSING YARDS:	239	313
PENALTIES/YARDS:	1-10	5-60
3RD DOWN EFFICIENCY (%):	8/17 (47.1%)	5/15 (33.3%)
SCORING DRIVES (%):	5-14 (35.7%)	6-13 (46.2%)
PUNTS/NET AVERAGE:	7-48.4	6-46.8
SACKS/YARDS:	2/12	3/25
FUMBLES/LOST:	1/0	1/0
POINTS OFF TURNOVERS:	7	0
AVG. DRIVE START:	OWN 25	OWN 29
TIME OF POSSESSION:	30:42	35:01

INDIVIDUAL TOP PERFORMERS

PASSING													
J.Herbert	CMP	ATT	YDS	TD	INT	RT	D.Brees	CMP	ATT	YDS	TD	INT	RT
J.Herbert	20	34	264	4	0	122.7	D.Brees	33	47	325	1	1	87.6

RUSHING											
J.Jackson	ATT	YDS	AVG	LG	TD	A.Kamara	ATT	YDS	AVG	LG	TD
J.Jackson	15	71	4.7	36	0	A.Kamara	11	45	4.1	10	0
J.Kelley	11	29	2.6	9	0	L.Murray	8	34	4.3	8	0

RECEIVING											
M.Williams	REC	YDS	AVG	LG	TD	E.Sanders	REC	YDS	AVG	LG	TD
M.Williams	5	109	21.8	64t	2	E.Sanders	12	122	10.2	19	1
H.Henry	1	49	49.0	49	0	A.Kamara	8	74	9.3	28	1
A.Ekeler	2	29	14.5	17t	1	J.Cook	2	52	26.0	41t	1

TACKLES (SOLO) – LAC: K.White 15 (10), R.Jenkins 9 (7), M.Davis 7 (6); NO: C.Jordan 10 (5), D.King 10 (2), M.Lattimore 6 (4).

SACKS – LAC: J.Bosa 1.0, U.Nwosu 1.0; **NO:** T.Hendrickson 1.5, S.Rankins 1.0, C.Jordan 0.5.

INTERCEPTIONS – LAC: N.Adderley 1-39-0; **NO:** None.

STARTERS

WR.... K.Allen	DE I.Rochell	WR.... M.Callaway	RDE.T.Hendrickson
LT S.Tevi	DT..... J.Tillery	LT T.Armstead	DT..... M.Brown
LG F.Lamp	NT..... L.Joseph	LG..... A.Peat	DT..... D.Onyemata
C..... D.Feeney	DE U.Nwosu	C..... E.McCoy	LDE.... C.Jordan
RG R.Groy	LB.... K.Murray Jr	RG N.Easton	WILL.... D.Davis
RT T.Pipkins III	LB..... K.White	RT R.Ramczyk	MLB..A.Anzalone
TE..... H.Henry	CB..... D.King II	TE..... G.Griffin	SAM Z.Baun
WR.... J.Guyton	LCB..... M.Davis	WR.... L.Murray	SS..... M.Jenkins
FB.... G.Nabers	S..... R.Jenkins	FB.... M.Burton	FS..... M.Williams
QB.... J.Herbert	S..... N.Adderley	QB.... D.Brees	LCB.. P.Robinson
RB.... A.Ekeler	RCB... C.Hayward	RB.... A.Kamara	RCB..M.Lattimore

GAME STATISTICS

TEAM	1	2	3	4	OT	F
Jacksonville	0	15	14	0	-	29
L.A. Chargers	9	7	20	3	-	39

SCORING SUMMARY

Team	Q	Time	Play
Chargers	1	10:15	M.Badgley 35 yd. Field Goal (9-77, 3:48)
Chargers	1	0:05	J.Reed 7 yd. run (kick failed, wl) (11-71, 5:39)
Chargers	2	10:34	D.Parham Jr. 22 yd. pass from J.Herbert (M.Badgley kick) (6-62, 2:59)
Jaguars	2	7:46	J.Robinson 4 yd. run (J.Robinson run) (6-78, 2:48)
Jaguars	2	0:11	J.Robinson 9 yd. pass from G.Minshew II (pass failed) (11-67, 3:41)
Jaguars	3	13:21	D.Thomas 16 yd. blocked punt ret. (J.Lambo kick)
Chargers	3	5:25	V.Green 26 yd. pass from J.Herbert (run failed) (6-47, 2:56)
Jaguars	3	2:54	C.Conley 28 yd. pass from G.Minshew II (G.Minshew II-B.Ellefson pass) (6-74, 2:31)
Chargers	3	1:56	J.Guyton 70 yd. pass from J.Herbert (M.Badgley kick) (2-80, 0:58)
Chargers	3	0:05	J.Herbert 5 yd. run (M.Badgley kick) (4-19, 1:42)
Chargers	4	6:26	M.Badgley 35 yd. Field Goal (11-73, 4:36)

TEAM STATISTICS

	JAX	LAC
FIRST DOWNS:	15	29
TOTAL NET YARDS:	294	484
NET RUSHING YARDS:	140	135
NET PASSING YARDS:	154	349
PENALTIES/YARDS:	6-55	3-35
3RD DOWN EFFICIENCY (%):	6-15 (40.0%)	6-14 (42.9%)
SCORING DRIVES (%):	3-12 (25.0%)	7-14 (50.0%)
PUNTS/NET AVERAGE:	5-45.4	4-34.5
SACKS/YARDS:	1/2	5/19
FUMBLES/LOST:	1/1	0/0
POINTS OFF TURNOVERS:	0	7
AVG. DRIVE START:	OWN 29	OWN 33
TIME OF POSSESSION:	25:29	34:31

INDIVIDUAL TOP PERFORMERS

PASSING													
J.Herbert	CMP	ATT	YDS	TD	INT	RT	G.Minshew II	CMP	ATT	YDS	TD	INT	RT
J.Herbert	27	43	347	3	0	111.3	G.Minshew II	14	27	173	2	0	96.7

RUSHING											
J.Herbert	ATT	YDS	AVG	LG	TD	J.Robinson	ATT	YDS	AVG	LG	TD
J.Herbert	9	66	7.3	31	1	J.Robinson	22	119	5.4	22	1
J.Kelley	12	29	2.4	9	0	G.Minshew II	4	21	5.3	10	0

RECEIVING											
K.Allen	REC	YDS	AVG	LG	TD	L.Shenault Jr.	REC	YDS	AVG	LG	TD
K.Allen	10	125	12.5	27	0	L.Shenault Jr.	3	44	14.7	36	0
J.Guyton	2	84	42.0	70t	1	J.O'Shaughnessy	3	32	10.7	22	0
J.Jackson	5	43	8.6	43	0	C.Conley	1	28	28.0	28t	1
V.Green	1	26	26.0	26t	1	D.Chark Jr.	1	26	26.0	26t	0

TACKLES (SOLO) – LAC: R.Jenkins 8 (7), K.White 7 (2), K. Murray Jr. 5 (3); **JAX:** J.Schobert 9 (3), J.Jones 8 (6), C.Henderson 8 (5).

SACKS – LAC: U.Nwosu 1.5, D.King II 1.0, D.Square 1.0, J. Bosa 0.5, I.Rochell 0.5, K.White 0.5; **JAX:** T.Bryan 0.5, D. Smoot 0.5.

INTERCEPTIONS – LAC: None; **JAX:** None.

STARTERS

WR.... M.Williams	DE J.Bosa	WR.... D.Chark Jr.	DE D.Hamilton
LT S.Tevi	DT..... J.Jones	LT C.Robinson	DT..... T.Bryan
LG F.Lamp	NT..... L.Joseph	LG..... A.Norwell	DT..... D.Costin
C..... D.Feeney	DE M.Ingram	C..... B.Linder	DE A.Gotsis
RG R.Groy	LB.... K.Murray Jr	RG..... T.Shatley	WLB..... D.Allen
RT T.Pipkins III	LB..... K.White	RT J.Taylor	MLB.. J.Schobert
TE..... H.Henry	LB.... D.Perryman	TE..... J.O'Shaughnessy	SLB..... K.Correa
WR.... V.Green	LCB..... M.Davis	WR.... L.Shenault Jr.	RCB... S.Jones IV
FB.... G.Nabers	S..... N.Adderley	FB.... B.Miller	SS..... J.Jones
QB.... J.Herbert	S..... R.Jenkins	QB.... G.Minshew II	FS..... B.Watson
RB.... J.Jackson	RCB... C.Hayward	RB.... J.Robinson	LCB..C.Henderson

2020 GAME SUMMARIES

WEEK 8 AT DENVER



BRONCOS 31 CHARGERS 30

Sunday, Nov. 1, 2020

Empower Field at Mile High – Denver, Colo.



GAME STATISTICS

TEAM	1	2	3	4	OT	F
L.A. Chargers	0	14	10	6	-	30
Denver	3	0	7	21	-	31

SCORING SUMMARY

Team	Q	Time	Play
Broncos	1	10:02	B.McManus 35 yd. Field Goal (4-0, 1:27)
Chargers	2	1:48	K.Allen 9 yd. pass from J.Herbert (M.Badgley kick) (9-80, 4:05)
Chargers	2	0:15	G.Nabers 2 yd. pass from J.Herbert (M.Badgley kick) (6-80, 0:56)
Chargers	3	10:13	M.Williams 24 yd. pass from J.Herbert (M.Badgley kick) (10-75, 4:47)
Chargers	3	7:33	M.Badgley 52 yd. Field Goal (8-40, 1:46)
Broncos	3	6:05	P.Lindsay 55 yd. run (B.McManus kick) (5-75, 1:28)
Broncos	4	11:42	A.Okwuegbunam 9 yd. pass from D.Lock (B.McManus kick) (9-80, 4:54)
Chargers	4	7:57	M.Badgley 47 yd. Field Goal (8-46, 3:45)
Broncos	4	7:30	D.Hamilton 40 yd. pass from D.Lock (B.McManus kick) (2-75, 0:27)
Chargers	4	2:30	M.Badgley 33 yd. Field Goal (12-60, 5:00)
Broncos	4	0:00	K.Hamler 1 yd. pass from D.Lock (B.McManus kick) (14-81, 2:30)

TEAM STATISTICS

	LAC	DEN
FIRST DOWNS:	28	17
TOTAL NET YARDS:	485	351
NET RUSHING YARDS:	210	108
NET PASSING YARDS:	275	243
PENALTIES/YARDS:	6-67	8-70
3RD DOWN EFFICIENCY (%):	7-16 (43.8%)	5-13 (38.5%)
SCORING DRIVES (%):	6-12 (50.0%)	5-13 (38.5%)
PUNTS/NET AVERAGE:	3-39.0	6-54.2
SACKS/YARDS:	2/5	2/3
FUMBLES/LOST:	0/0	0/0
POINTS OFF TURNOVERS:	0	10
AVG. DRIVE START:	OWN 29	OWN 29
TIME OF POSSESSION:	35:53	24:07

INDIVIDUAL TOP PERFORMERS



PASSING

J.Herbert	CMP	ATT	YDS	TD	INT	RT	D.Lock	CMP	ATT	YDS	TD	INT	RT
J.Herbert	29	43	278	3	2	89.1	D.Lock	26	41	248	3	1	94.4

RUSHING

J.Jackson	ATT	YDS	AVG	LG	TD	P.Lindsay	ATT	YDS	AVG	LG	TD
J.Jackson	11	89	5.2	22	0	P.Lindsay	6	83	13.8	55t	1
T.Pope	10	67	6.7	26	0	M.Gordon	8	26	3.3	10	0

RECEIVING

M.Williams	REC	YDS	AVG	LG	TD	D.Hamilton	REC	YDS	AVG	LG	TD
M.Williams	5	99	19.8	36	1	D.Hamilton	4	82	20.5	40t	1
K.Allen	9	67	7.4	22	1	J.Jeudy	4	73	18.3	43	0
J.Jackson	3	53	17.7	34	0	N.Fant	7	47	6.7	12	0

TACKLES (SOLO) – LAC: R.Jenkins 7 (6), N.Adderley 7 (5), K.White 5 (3); **DEN:** K.Jackson 12 (8), J.Jewell 10 (6), A.Johnson 10 (5),

SACKS – LAC: J.Tillery 1.0, I.Rochell 1.0; **DEN:** B.Chubb 1.0, M.Reed 1.0.

INTERCEPTIONS – LAC: R.Jenkins 1-23-0; **DEN:** J.Simmons 1-46-0, B.Callahan 1-0-0.

STARTERS

WR.... K.Allen	DEJ.Bosa	WR.... D.Hamilton	DES.Harris
LT S.Tevi	DTJ.Tillery	LT G.Bolles	NTD.Williams
LG F.Lamp	NT L.Joseph	LG D.Risner	OLB D.Jones
C D.Feeney	DE ... M.Ingram III	C L.Cushenberry	OLB M.Reed
RG C.Toner	LB ... K.Murray Jr.	RG A.Schlottmann	WLB B.Chubb
RT B.Bulaga	LBK.White	RT D.Dotson	ILB A.Johnson
TE H.Henry	LB ... D.Perryman	TE N.Fant	ILB J.Jewell
WR ... M.Williams	LCBM.Davis	WR ... J.Jeudy	LCB A.Bouye
TE D.Parham	S R.Jenkins	TE N.Vannett	SS K.Jackson
QB J.Herbert	S N.Adderley	QB D.Lock	FS J.Simmons
RB J.Jackson	RCB... C.Hayward	RB M.Gordon	RCB... B.Callahan

WEEK 9 vs. LAS VEGAS



RAIDERS 31 CHARGERS 26

Sunday, Nov. 1, 2020

SoFi Stadium – Inglewood, Calif.



GAME STATISTICS

TEAM	1	2	3	4	OT	F
Las Vegas	7	7	14	3	-	31
L.A. Chargers	0	17	3	6	-	26

SCORING SUMMARY

Team	Q	Time	Play
Raiders	1	4:42	D.Booker 23 yd. run (D.Carlson kick) (7-62, 3:33)
Chargers	2	13:24	K.Ballage 5 yd. run (M.Badgley kick) (13-81, 6:18)
Raiders	2	5:34	J.Jacobs 14 yd. run (D.Carlson kick) (6-44, 3:23)
Chargers	2	0:19	K.Allen 27 yd. pass from J.Herbert (M.Badgley kick) (10-75, 5:15)
Chargers	2	0:05	M.Badgley 45 yd. Field Goal (1-0, 0:03)
Raiders	3	13:18	N.Agholor 45 yd. pass from D.Carr (D.Carlson kick) (4-55, 1:42)
Raiders	3	7:49	D.Waller 2 yd. pass from D.Carr (D.Carlson kick) (8-75, 3:39)
Chargers	3	4:19	M.Badgley 29 yd. Field Goal (9-62, 3:30)
Chargers	4	9:04	G.Nabers 4 yd. pass from J.Herbert (run failed) (12-82, 5:47)
Raiders	4	4:37	D.Carlson 31 yd. Field Goal (6-18, 3:30)

TEAM STATISTICS

	LV	LAC
FIRST DOWNS:	16	36
TOTAL NET YARDS:	320	440
NET RUSHING YARDS:	160	128
NET PASSING YARDS:	160	312
PENALTIES/YARDS:	2-10	5-45
3RD DOWN EFFICIENCY (%):	5-10 (50.0%)	7-15 (46.7%)
SCORING DRIVES (%):	5-11 (45.5%)	5-10 (50.0%)
PUNTS/NET AVERAGE:	4-37.5	3-48.7
SACKS/YARDS:	2/14	1/5
FUMBLES/LOST:	1/1	1/1
POINTS OFF TURNOVERS:	3	3
AVG. DRIVE START:	OWN 35	OWN 29
TIME OF POSSESSION:	25:16	34:44

INDIVIDUAL TOP PERFORMERS



PASSING

J.Herbert	CMP	ATT	YDS	TD	INT	RT	D.Carr	CMP	ATT	YDS	TD	INT	RT
J.Herbert	27	43	347	3	0	111.3	D.Carr	13	23	165	2	0	108.1

RUSHING

K.Ballage	ATT	YDS	AVG	LG	TD	D.Booker	ATT	YDS	AVG	LG	TD
K.Ballage	9	66	7.3	31	1	D.Booker	8	68	8.5	23t	1
J.Kelley	12	29	2.4	9	0	J.Jacobs	14	65	4.6	14t	1

RECEIVING

K.Allen	REC	YDS	AVG	LG	TD	H.Renfrow	REC	YDS	AVG	LG	TD
K.Allen	9	103	11.4	27t	1	H.Renfrow	2	60	30.0	53	0
M.Williams	5	81	16.2	23	0	N.Agholor	2	55	27.5	45t	1
T.Johnson	1	50	50.0	50	0	D.Waller	5	22	4.4	8	1
H.Henry	4	33	8.3	11	0	J.Richard	1	19	19.0	19	0

TACKLES (SOLO) – LAC: R.Jenkins 6 (4), N.Adderley 5 (5), M.Ingram 5 (3); **LV:** N.Kwiatkoski 13 (10), L.Joyner 12 (6), C.Littleton 8 (5).

SACKS – LAC: J.Tillery 1.0; **LV:** M.Crosby 1.0, C.Nassib 1.0.

INTERCEPTIONS – LAC: None; **LV:** None.

STARTERS

WR.... K.Allen	DEJ.Tilley	WR.... H.Ruggs	DE C.Ferrell
LT S.Tevi	DT J.Jones	LT B.Parker	DT J.Hankins
LG F.Lamp	NT L.Joseph	LG D.Good	DT M.Collins
C D.Feeney	DE M.Ingram	C R.Hudson	DE M.Crosby
RG C.Toner	LB ... K.Murray Jr.	RG G.Jackson	MLB.. N.Kwitkoski
RT B.Bulaga	LBK.White	RT S.Young	WLB.. C.Littleton
TE H.Henry	CB ... T.Campbell	TE D.Waller	LCB T.Mullen
WR ... M.Williams	LCBM.Davis	WR ... N.Agholor	RCB... N.Lawson
WR ... J.Guyton	S N.Adderley	WR ... H.Renfrow	S L.Joyner
QB J.Herbert	S R.Jenkins	QB D.Carr	FS E.Harris
RB J.Jackson	RCB... C.Hayward	RB J.Jacobs	SS J.Abram

2020 GAME SUMMARIES

WEEK 10 AT MIAMI



DOLPHINS 29 CHARGERS 21

Sunday, Nov. 15, 2020
Hard Rock Stadium – Miami Gardens, Fla.



GAME STATISTICS

TEAM	1	2	3	4	OT	F
L.A. Chargers	0	7	7	7	-	21
Miami	14	3	3	9	-	29

SCORING SUMMARY

Team	Q	Time	Play
Dolphins	1	12:54	S.Ahmed 1 yd. run (J.Sanders kick) (1-1, 0:04)
Dolphins	1	0:58	J.Grant 3 yd. pass from T.Tagovailoa (J.Sanders kick) (13-88, 7:04)
Chargers	2	4:25	J.Herbert 1 yd. run (M.Badgley kick) (11-37, 5:51)
Dolphins	2	0:24	J.Sanders 50 yd. Field Goal (5-15, 0:42)
Chargers	3	7:02	H.Henry 2 yd. pass from J.Herbert (M.Badgley kick) (11-68, 6:38)
Dolphins	3	2:30	J.Sanders 35 yd. Field Goal (8-58, 4:32)
Dolphins	4	11:38	D.Smythe 2 yd. pass from T.Tagovailoa (pass failed) (5-32, 2:32)
Dolphins	4	3:59	J.Sanders 49 yd. Field Goal (7-14, 2:38)
Chargers	4	1:57	K.Allen 13 yd. pass from J.Herbert (M.Badgley kick) (8-69, 2:02)

TEAM STATISTICS

	LAC	MIA
FIRST DOWNS:	19	17
TOTAL NET YARDS:	273	280
NET RUSHING YARDS:	99	111
NET PASSING YARDS:	174	169
PENALTIES/YARDS:	5-31	3-15
3RD DOWN EFFICIENCY (%):	4-13 (30.8%)	5-14 (35.7%)
SCORING DRIVES (%):	3-11 (27.3%)	6-11 (54.5%)
PUNTS/NET AVERAGE:	5-34.2	2-52.0
SACKS/YARDS:	0/0	2/13
FUMBLES/LOST:	0/0	2/1
POINTS OFF TURNOVERS:	7	14
AVG. DRIVE START:	OWN 25	OWN 47
TIME OF POSSESSION:	29:54	30:06

INDIVIDUAL TOP PERFORMERS



PASSING

	CMP	ATT	YDS	TD	INT	RT
J.Herbert	20	32	187	2	1	86.3
T.Tagovailoa	15	25	169	2	0	106.9

RUSHING

	ATT	YDS	AVG	LG	TD
K.Ballage	18	68	3.8	11	0
J.Kelley	7	21	3.0	8	0
S.Ahmed	21	85	4.0	18	1
P.Laird	2	19	9.5	17	0

RECEIVING

	REC	YDS	AVG	LG	TD
K.Allen	3	39	13.0	15	1
M.Williams	2	38	19.0	28	0
K.Ballage	5	34	6.8	16	0
H.Henry	4	30	7.5	17	1
J.Grant	4	43	10.8	15	1
M.Gesicki	2	40	20.0	23	0
D.Parker	2	31	15.5	23	0
M.Perry	2	21	10.5	13	0

TACKLES (SOLO) - LAC: N.Adderley 8 (8), K.White 6 (3), M.Davis 5 (5);
MIA: R.Davis 7 (4), E.Roberts 7 (1), E.Rowe 6 (4).

SACKS - LAC: None; **MIA:** N.Needham 1-13, E.Ogbah 1-0.

INTERCEPTIONS - LAC: None; **MIA:** X.Howard 1-28-0.

STARTERS

WR.....K.Allen	DT.....J.Jones	TE.....A.Shaheen	DE.....Z.Seiler
LT.....S.Tevi	DT.....J.Tillery	LT.....A.Jackson	NT.....R.Davis
LG.....F.Lamp	NT.....L.Joseph	LG.....E.Flowers	DE.....E.Ogbah
C.....D.Feeney	NT.....D.Square	C.....T.Karras	LB.....S.Lawson
RG.....T.Turner	DE.....I.Rochell	RG.....J.Davis	LB.....E.Roberts
RT.....B.Bulaga	DE.....U.Nwosu	RT.....R.Hunt	LB.....K.Van Noy
TE.....H.Henry	DE.....M.Ingram	OL.....J.Davenport	CB.....By.Jones
WR.....M.Williams	LB.....K.Murray	OL.....S.Kindley	S.....Br.Jones
TE.....D.Parham	LB.....K.White	TE.....D.Smythe	S.....E.Rowe
QB.....J.Herbert	S.....R.Jenkins	QB.....T.Tagovailoa	S.....B.McCain
RB.....K.Ballage	S.....N.Adderley	RB.....S.Ahmed	CB.....X.Howard

WEEK 11 vs. NEW YORK JETS



CHARGERS 34 JETS 28

Sunday, Nov. 22, 2020
SoFi Stadium – Inglewood, Calif.



GAME STATISTICS

TEAM	1	2	3	4	OT	F
N.Y. Jets	6	0	13	9	-	28
L.A. Chargers	7	17	7	3	-	34

SCORING SUMMARY

Team	Q	Time	Play
Jets	1	9:05	L.Perine 5 yd. run (kick failed, wl) (4-29, 1:59)
Chargers	1	3:20	T.Campbell 6 yd. INT return (M.Badgley kick)
Chargers	2	14:17	M.Williams 39 yd. pass from J.Herbert (M.Badgley kick) (5-57, 1:48)
Chargers	2	10:01	H.Henry 2 yd. pass from J.Herbert (M.Badgley kick) (7-72, 2:59)
Chargers	2	0:00	M.Badgley 44 yd. Field Goal (7-60, 1:16)
Jets	3	11:27	B.Perriman 49 yd. pass from J.Flacco (S.Ficken kick) (7-74, 3:33)
Chargers	3	5:33	K.Allen 13 yd. pass from J.Herbert (M.Badgley kick) (12-75, 5:54)
Jets	3	0:22	F.Gore 1 yd. run (kick failed, wr) (10-75, 5:11)
Chargers	4	6:42	M.Badgley 23 yd. Field Goal (16-70, 8:40)
Jets	4	4:00	C.Herndon 6 yd. pass from J.Flacco (S.Ficken kick) (9-75, 2:42)
Chargers	4	0:01	T.Long OB in end zone (F.Luvu) for a Safety

TEAM STATISTICS

	NYJ	LAC
FIRST DOWNS:	20	28
TOTAL NET YARDS:	292	376
NET RUSHING YARDS:	96	29
NET PASSING YARDS:	196	347
PENALTIES/YARDS:	8-88	9-78
3RD DOWN EFFICIENCY (%):	5-11 (45.5%)	9-15 (60.0%)
SCORING DRIVES (%):	5-10 (50.0%)	5-11 (45.5%)
PUNTS/NET AVERAGE:	4-41.0	3-36.7
SACKS/YARDS:	3/19	1/9
FUMBLES/LOST:	0/0	1/1
POINTS OFF TURNOVERS:	7	0
AVG. DRIVE START:	OWN 28	OWN 26
TIME OF POSSESSION:	23:32	36:28

INDIVIDUAL TOP PERFORMERS



PASSING

	CMP	ATT	YDS	TD	INT	RT
J.Herbert	37	49	366	3	0	116.5
J.Flacco	15	30	205	2	1	80.6

RUSHING

	ATT	YDS	AVG	LG	TD
K.Ballage	16	44	2.8	17	0
J.Kelley	2	11	5.5	8	0
F.Gore	15	61	4.1	14	1
L.Perine	8	33	4.1	11	1

RECEIVING

	REC	YDS	AVG	LG	TD
K.Allen	16	145	9.1	21	1
M.Williams	4	72	18.0	39t	1
T.Johnson	1	54	54.0	54	0
H.Henry	4	48	12.0	22	1
D.Mims	3	71	23.7	27	0
B.Perriman	2	54	27.0	49t	1
C.Herndon	2	32	16.0	26	1
T.Johnson	4	17	4.3	12	0

TACKLES (SOLO) - LAC: R.Jenkins 7 (5), K.Murray Jr. 7 (4), L.Joseph 4 (4);
NYJ: A.Davis 12 (8), N.Hewitt 11 (9), H.Langi 11 (8).

SACKS - LAC: D.Perryman 1-9; **NYJ:** A.Maulet 1-3, H.Anderson 0.5-4.5, Q.Williams 0.5-4.5, J.Jenkins 0.5-3.5, N.Shepherd 0.5-3.5.

INTERCEPTIONS - LAC: T.Campbell 1-6-1; **NYJ:** None.

STARTERS

WR.....K.Allen	DE.....J.Bosa	WR.....B.Perriman	DL.....J.Franklin-Myers
LT.....S.Tevi	DT.....J.Jones	LT.....M.Becton	DL.....F.Fatukasi
LG.....F.Lamp	NT.....L.Joseph	LG.....A.Lewis	DL.....Q.Williams
C.....D.Feeney	DE...M.Ingram III	C.....C.McGovern	ILB.....N.Hewitt
RG.....T.Turner	LB...D.Perryman	RG.....G.Van Roten	LB.....H.Langi
RT.....B.Bulaga	LB...K.Murray Jr.	RT.....G.Fant	LB.....F.Luvu
TE.....H.Henry	LCB.....M.Davis	TE.....R.Griffin	OLB.....J.Jenkins
TE.....S.Anderson	CB...T.Campbell	WR....T.Crowder	CB.....L.Jackson
TE.....D.Parham	S.....R.Jenkins	WR....D.Mims	CB.....B.Hall
QB.....J.Herbert	S.....N.Adderley	QB.....J.Flacco	S.....A.Davis
RB.....K.Ballage	RCB...C.Hayward	RB.....F.Gore	S.....M.Maye

2020 GAME SUMMARIES

WEEK 12 AT BUFFALO



BILLS 27 CHARGERS 17

Sunday, Nov. 29, 2020
Bills Stadium – Orchard Park, N.Y.



GAME STATISTICS

TEAM	1	2	3	4	OT	F
L.A. Chargers	6	0	8	3	-	17
Buffalo	7	10	7	3	-	27

SCORING SUMMARY

Team	Q	Time	Play
Bills	1	12:26	D.Knox 2 yd. pass from J.Allen (T.Bass kick) (4-63, 1:59)
Chargers	1	6:31	K.Allen 5 yd. pass from J.Herbert (kick failed, wl) (13-79, 5:55)
Bills	2	9:44	G.Davis 20 yd. pass from C.Beasley (T.Bass kick) (7-76, 4:21)
Bills	2	2:16	T.Bass 45 yd. Field Goal (12-60, 5:15)
Bills	3	9:02	J.Allen 3 yd. run (T.Bass kick) (12-57, 5:58)
Chargers	3	4:51	J.Kelley 1 yd. run (Herbert-Allen pass) (10-67, 4:11)
Chargers	4	10:16	M.Badgley 27 yd. Field Goal (7-36, 3:50)
Bills	4	3:26	T.Bass 43 yd. Field Goal (6-40, 1:51)

TEAM STATISTICS

	LAC	BUF
FIRST DOWNS:	24	23
TOTAL NET YARDS:	367	332
NET RUSHING YARDS:	76	172
NET PASSING YARDS:	219	160
PENALTIES/YARDS:	5-91	9-85
3RD DOWN EFFICIENCY (%):	3-16 (18.8%)	4-9 (44.4%)
SCORING DRIVES (%):	3-12 (25.0%)	5-12 (41.7%)
PUNTS/NET AVERAGE:	6-47.7	3-56.0
SACKS/YARDS:	3/17	3/25
FUMBLES/LOST:	2/0	2/2
POINTS OFF TURNOVERS:	3	3
AVG. DRIVE START:	OWN 26	OWN 30
TIME OF POSSESSION:	30:04	29:56

INDIVIDUAL TOP PERFORMERS



PASSING

	CMP	ATT	YDS	TD	INT	RT
J.Herbert	31	52	316	1	1	75.5
J.Allen	18	24	157	1	1	88.4

RUSHING

	ATT	YDS	AVG	LG	TD
A.Ekeler	14	44	3.1	15	0
J.Kelley	7	35	5.0	35	1
D.Singletary	11	82	7.5	24	0
Z.Moss	9	59	6.6	31	0

RECEIVING

	REC	YDS	AVG	LG	TD
A.Ekeler	11	85	7.7	14	0
H.Henry	7	67	9.6	15	0
T.Johnson	2	63	31.5	55	0
K.Allen	4	40	10.0	15	1
G.Davis	3	79	26.3	44	1
S.Diggs	7	39	5.6	9	0
C.Beasley	2	25	12.5	14	0
D.Singletary	3	20	6.7	14	0

TACKLES (SOLO) - LAC: R.Jenkins 11 (8), J.Bosa 8 (7), N.Vigil 8 (6);
BUF: A.Klein 14 (10), T.Edmunds 11 (3), J.Poyer 9 (7).

SACKS - LAC: J.Bosa 3-17; **BUF:** A.Klein 1.5-14, E.Oliver 1-7, J.Hughes 0.5-4.

INTERCEPTIONS - LAC: M.Davis 1-0-0; **BUF:** T.White 1-0-0.

STARTERS

WR.....K.Allen	DE.....J.Bosa	WR.....S.Diggs	LDE.....J.Hughes
LT.....S.Tevi	DT.....J.Jones	LT.....D.Dawkins	LDT.....V.Butler
LG.....F.Lamp	NT.....L.Joseph	LG.....J.Feliciano	RDT.....E.Oliver
C.....D.Feeney	DE.....J.Tillery	C.....M.Morse	RDE...M.Addison
RG.....T.Turner	LB....K.Murray Jr.	RG.....B.Winters	MLB...T.Edmunds
RT.....T.Pipkins III	LB....D.Perryman	RT.....D.Williams	WLB....A.Klein
TE.....H.Henry	CB....C.Harris Jr.	TE.....D.Knox	NCB...T.Johnson
WR....M.Williams	WR....T.Campbell	WR....C.Beasley	RCB....T.White
WR....J.Guyton	S.....R.Jenkins	WR....G.Davis	SS.....J.Poyer
QB....J.Herbert	S.....N.Adderley	QB....J.Allen	FS.....M.Hyde
RB....A.Ekeler	LCB.....M.Davis	RB....D.Singletary	DB.....L.Wallace

WEEK 13 vs. NEW ENGLAND



PATRIOTS 45 CHARGERS 0

Sunday, Dec. 6, 2020
SoFi Stadium – Inglewood, Calif.



GAME STATISTICS

TEAM	1	2	3	4	OT	F
New England	7	21	7	10	-	45
L.A. Chargers	0	0	0	0	-	0

SCORING SUMMARY

Team	Q	Time	Play
Patriots	1	7:50	C.Newton 1 yd. run (N.Folk kick) (13-75, 7:10)
Patriots	2	14:02	G.Olszewski 70 yd. punt return (N.Folk kick)
Patriots	2	0:51	C.Newton 2 yd. run (N.Folk kick) (16-54, 5:41)
Patriots	2	0:00	D.McCourty 44 yd. return of blocked field goal (N.Folk kick)
Patriots	3	8:44	N.Harry 5 yd. pass from C.Newton (N.Folk kick) (7-32, 3:38)
Patriots	4	11:21	N.Folk 32 yd. Field Goal (4-3, 2:04)
Patriots	4	6:50	G.Olszewski 38 yd. pass from J.Stidham (N.Folk kick) (4-61, 1:23)

TEAM STATISTICS

	NE	LAC
FIRST DOWNS:	22	17
TOTAL NET YARDS:	291	258
NET RUSHING YARDS:	165	70
NET PASSING YARDS:	126	188
PENALTIES/YARDS:	3-15	5-30
3RD DOWN EFFICIENCY (%):	6-14 (42.9%)	7-18 (38.9%)
SCORING DRIVES (%):	5-10 (50.0%)	0-11 (0.0%)
PUNTS/NET AVERAGE:	4-49.3	4-51.5
SACKS/YARDS:	3/21	1/4
FUMBLES/LOST:	2/0	0/0
POINTS OFF TURNOVERS:	7	0
AVG. DRIVE START:	OWN 46	OWN 18
TIME OF POSSESSION:	33:41	26:19

INDIVIDUAL TOP PERFORMERS



PASSING

	CMP	ATT	YDS	TD	INT	RT
J.Herbert	26	53	209	0	2	43.7
C.Newton	12	19	69	1	0	87.4

RUSHING

	ATT	YDS	AVG	LG	TD
A.Ekeler	8	36	4.5	9	0
K.Ballage	7	34	4.9	8	0
D.Harris	16	80	5.0	12	0
C.Newton	14	48	3.4	14	2

RECEIVING

	REC	YDS	AVG	LG	TD
K.Allen	5	48	9.6	24	0
M.Williams	4	43	10.8	20	0
J.Guyton	2	38	19.0	24	0
A.Ekeler	4	32	8.0	15	0
G.Olszewski	1	38	38.0	38	1
S.Michel	1	23	23.0	23	0
D.Byrd	2	16	8.0	9	0
N.Harry	2	15	7.5	10	1

TACKLES (SOLO) - LAC: K.Murray Jr. 14 (12), N.Vigil 8 (3), L.Joseph 7 (5);
NE: A.Phillips 12 (7), J.Bentley 6 (5), K.Dugger 5 (3).

SACKS - LAC: K.Murray Jr. 1-4; **NE:** A.Butler 1-9, L.Guy 1-9, D.Wise 1-3.

INTERCEPTIONS - LAC: None; **NE:** J.Jackson 1-3-0, C.Winovich 1-0-0.

STARTERS

WR....K.Allen	DE.....J.Bosa	WR....N.Harry	LE....A.Jennings
LT.....S.Norton	DT.....J.Jones	LT.....J.Eluemunor	DL.....L.Guy
LG.....F.Lamp	NT.....L.Joseph	LG.....J.Thuney	DL.....B.Cowart
C.....D.Feeney	DE.....J.Tillery	C.....D.Andrews	DL.....D.Wise
RG.....T.Turner	LB....K.Murray Jr.	RG....S.Mason	RE.....J.Simon
RT.....B.Bulaga	LB....N.Vigil	RT....M.Onwenu	LB....J.Bentley
TE.....H.Henry	CB....C.Harris Jr.	TE.....R.Izzo	LB....K.Dugger
WR....M.Williams	WR....C.Hayward Jr.	WR....D.Byrd	RCB...S.Gilmore
RB....G.Nabers	S.....R.Jenkins	RB....D.Harris	LCB...J.Jackson
QB....J.Herbert	S.....N.Adderley	QB....C.Newton	S.....A.Phillips
RB....A.Ekeler	LCB.....M.Davis	RB....J.Meyers	S.....D.McCourty

2020 GAME SUMMARIES

WEEK 14 vs. ATLANTA



CHARGERS 20 FALCONS 17

Sunday, Dec. 13, 2020
SoFi Stadium — Inglewood, Calif.



GAME STATISTICS

TEAM	1	2	3	4	OT	F
Atlanta	7	10	0	0	-	17
L.A. Chargers	7	3	7	3	-	20

SCORING SUMMARY

Team	Q	Time	Play
Chargers	1	3:57	K.Allen 10 yd. pass from J.Herbert (M.Badgley kick) (15-83, 9:33)
Falcons	1	0:21	C.Ridley 39 yd. pass from R.Gage (Y.Koo kick) (7-75, 3:36)
Falcons	2	9:47	Y.Koo 45 yd. Field Goal (8-40, 3:46)
Chargers	2	8:13	M.Badgley 35 yd. Field Goal (4-6, 1:34)
Falcons	2	4:51	L.Treadwell 9 yd. pass from M.Ryan (Y.Koo kick) (8-75, 3:22)
Chargers	3	1:10	Ty.Johnson 12 yd. pass from J.Herbert (M.Badgley kick) (13-80, 8:21)
Chargers	4	0:00	M.Badgley 43 yd. Field Goal (6-49, 0:30)

TEAM STATISTICS

	ATL	LAC
FIRST DOWNS:	19	23
TOTAL NET YARDS:	319	345
NET RUSHING YARDS:	70	105
NET PASSING YARDS:	249	240
PENALTIES/YARDS:	4-35	6-40
3RD DOWN EFFICIENCY (%):	9-12 (75.0%)	9-15 (60.0%)
SCORING DRIVES (%):	3-8 (37.5%)	4-9 (44.4%)
PUNTS/NET AVERAGE:	2-42.5	3-50.3
SACKS/YARDS:	1/3	2/14
FUMBLES/LOST:	0/0	2/0
POINTS OFF TURNOVERS:	3	10
AVG. DRIVE START:	OWN 29	OWN 28
TIME OF POSSESSION:	24:45	34:15

INDIVIDUAL TOP PERFORMERS



PASSING

	CMP	ATT	YDS	TD	INT	RT
J.Herbert	36	44	243	2	1	95.4
M.Ryan	21	32	224	1	3	57.3

RUSHING

	ATT	YDS	AVG	LG	TD
A.Ekeler	15	79	5.3	13	0
K.Ballage	7	14	2.0	5	0
I.Smith	11	42	3.8	8	0
T.Gurley	6	19	3.2	8	0

RECEIVING

	REC	YDS	AVG	LG	TD
A.Ekeler	9	67	7.4	16	0
K.Allen	9	52	5.8	10t	1
T.Johnson	6	55	9.2	25	1
H.Henry	6	41	6.8	15	0
C.Ridley	8	124	15.5	39t	1
R.Gage	5	82	16.4	35	0
T.Gurley	2	12	6.0	8	0
B.Hill	1	12	12.0	12	0

TACKLES (SOLO) - LAC: K.White 7 (5), K.Murray Jr. 7 (4), C.Hayward Jr. 5 (5);
ATL: A.Terrell 13 (13), F.Oluokun 10 (8), T.Davison 7 (5).

SACKS - LAC: U.Nwosu 1-9, J.Jones 1-5; **ATL:** F.Oluokun 1-3.

INTERCEPTIONS - LAC: M.Davis 1-8-0, J.Addae 1-3-0, R.Jenkins 1-0-0;
ATL: B.Wreh-Wilson 1-0-0.

STARTERS

WR.....K.Allen	DE.....J.Bosa	WR.....B.Powell	DE.....S.Means
LT.....S.Tevi	DT.....J.Jones	LT.....J.Matthews	DT.....G.Jarrett
LG.....F.Lamp	NT.....L.Joseph	LG.....J.McCray	DT.....T.Davison
C.....D.Feeney	DE.....I.Rochell	C.....A.Mack	DE.....D.Fowler
RG.....T.Turner	LB.....K.Murray Jr.	RG.....C.Lindstrom	LB.....D.Jones
RT.....B.Bulaga	LB.....K.White	RT.....M.Gono	LB.....F.Oluokun
TE.....H.Henry	CB.....C.Harris Jr.	TE.....L.Stocker	DB.....D.Dennard
WR.....M.Williams	RCB.....T.Campbell	WR.....R.Gage	CB.....A.Terrell
FB.....G.Nabers	S.....R.Jenkins	WR.....C.Ridley	S.....S.Neasman
QB.....J.Herbert	S.....N.Adderley	QB.....M.Ryan	S.....K.Neal
RB.....A.Ekeler	LCB.....M.Davis	RB.....T.Gurley	CB.....I.Oliver

WEEK 15 AT LAS VEGAS



CHARGERS 30 RAIDERS 27

Thursday, Dec. 17, 2020
Allegiant Stadium — Las Vegas, Nev.



GAME STATISTICS

TEAM	1	2	3	4	OT	F
L.A. Chargers	7	10	7	0	6	30
Las Vegas	3	7	7	7	0	27

SCORING SUMMARY

Team	Q	Time	Play
Chargers	1	5:56	H.Henry 10 yd. pass from J.Herbert (M.Badgley kick) (12-78, 7:29)
Raiders	1	0:55	D.Carlson 23 yd. Field Goal (9-70, 5:01)
Raiders	2	9:19	D.Waller 35 yd. pass from M.Mariota (D.Carlson kick) (7-86, 4:10)
Chargers	2	1:52	M.Badgley 22 yd. Field Goal (14-71, 7:27)
Chargers	2	0:19	Ty.Johnson 26 yd. pass from J.Herbert (M.Badgley kick) (4-49, 0:41)
Raiders	3	7:18	J.Jacobs 1 yd. run (D.Carlson kick) (10-76, 5:23)
Chargers	3	2:08	K.Ballage 1 yd. run (M.Badgley kick) (12-75, 5:10)
Raiders	4	6:16	M.Mariota 2 yd. run (D.Carlson kick) (19-75,10:52)
Raiders	OT	3:18	D.Carlson 23 yd. Field Goal (14-70, 6:42)
Chargers	OT	1:29	J.Herbert 1 yd. run

TEAM STATISTICS

	LAC	LV
FIRST DOWNS:	27	27
TOTAL NET YARDS:	402	449
NET RUSHING YARDS:	96	173
NET PASSING YARDS:	306	276
PENALTIES/YARDS:	3-20	6-69
3RD DOWN EFFICIENCY (%):	7-12 (58.3%)	5-13 (38.5%)
SCORING DRIVES (%):	5-9 (55.5%)	5-10 (50.0%)
PUNTS/NET AVERAGE:	2-35.5	2-37.5
SACKS/YARDS:	1/3	1/8
FUMBLES/LOST:	1/0	1/0
POINTS OFF TURNOVERS:	0	0
AVG. DRIVE START:	OWN 32	OWN 27
TIME OF POSSESSION:	31:00	37:31

INDIVIDUAL TOP PERFORMERS



PASSING

	CMP	ATT	YDS	TD	INT	RT
J.Herbert	22	32	314	2	0	121.1
M.Mariota	17	28	226	1	1	83.3
D.Carr	3	5	53	0	0	96.2

RUSHING

	ATT	YDS	AVG	LG	TD
A.Ekeler	13	60	4.6	27	0
J.Herbert	4	14	3.5	12	1
M.Mariota	9	88	9.8	26	1
J.Jacobs	26	76	2.9	20	1

RECEIVING

	REC	YDS	AVG	LG	TD
J.Guyton	4	91	22.8	53	0
H.Henry	5	65	13.0	19	1
Ty.Johnson	3	61	20.3	26	1
K.Hill Jr.	3	39	13.0	25	0
D.Waller	9	150	16.7	35t	1
N.Agholor	4	49	12.3	30	0
J.Jacobs	3	38	12.7	17	0
F.Moreau	1	22	22.0	22	0

TACKLES (SOLO) - LAC: N.Vigil 9 (6), K.Murray Jr. 8 (6), J.Watkins 6 (6);
LV: N.Kwiatkoski 10 (5), T.Mullen 8 (8), D.Worley 7 (4).

SACKS - LAC: N.Vigil 1-3; **LV:** K.Vickers 1-8.

INTERCEPTIONS - LAC: C.Harris Jr. 1-51-0; **LV:** None.

STARTERS

WR.....K.Allen	DE.....I.Rochell	WR.....N.Agholor	DE.....C.Nassib
LT.....S.Tevi	DT.....J.Jones	LT.....K.Miller	DT.....J.Hankins
LG.....F.Lamp	NT.....L.Joseph	LG.....D.Good	DT.....M.Hurst
C.....D.Feeney	DE.....J.Tillery	C.....R.Hudson	DE.....M.Crosby
RG.....T.Turner	LB.....K.Murray Jr.	RG.....G.Jackson	SLB.....D.Worley
RT.....S.Norton	LB.....N.Vigil	RT.....T.Brown	MLB..N.Kwiatkoski
TE.....H.Henry	LB.....K.White	TE.....D.Waller	WLB..C.Littleton
WR.....M.Williams	RCB.....C.Hayward Jr.	TE.....F.Moreau	LCB.....T.Mullen
WR.....J.Guyton	S.....R.Jenkins	WR.....Z.Jones	RCB.....K.Nixon
QB.....J.Herbert	S.....J.Watkins	QB.....D.Carr	FS.....E.Harris
RB.....A.Ekeler	LCB.....C.Harris Jr.	RB.....J.Jacobs	SS.....L.Joyner

2020 GAME SUMMARIES

WEEK 16 vs. DENVER



CHARGERS 19 BRONCOS 16



Sunday, Dec. 27, 2020
SoFi Stadium — Inglewood, Calif.

GAME STATISTICS

TEAM	1	2	3	4	OT	F
Denver	0	0	3	13	-	16
L.A. Chargers	3	10	6	0	-	19

SCORING SUMMARY

Team	Q	Time	Play
Chargers	1	12:53	M.Badgley 37 yd. Field Goal (5-20, 2:07)
Chargers	2	8:23	A.Ekeler 9 yd. pass from J.Herbert (M.Badgley kick) (9-73, 4:58)
Chargers	2	2:38	M.Badgley 43 yd. Field Goal (9-40, 3:48)
Broncos	3	5:07	B.McManus 30 yd. Field Goal (8-41, 3:42)
Chargers	4	14:50	M.Badgley 25 yd. Field Goal (11-68, 5:17)
Broncos	4	11:18	B.McManus 50 yd. Field Goal (9-48, 3:32)
Broncos	4	6:31	D.Lock 1 yd. run (B.McManus kick) (11-72, 3:50)
Broncos	4	2:42	B.McManus 52 yd. Field Goal (6-25, 2:43)
Chargers	4	0:41	M.Badgley 37 yd. Field Goal (7-56, 2:01)

TEAM STATISTICS

	DEN	LAC
FIRST DOWNS:	23	16
TOTAL NET YARDS:	396	316
NET RUSHING YARDS:	133	89
NET PASSING YARDS:	263	227
PENALTIES/YARDS:	6-44	6-45
3RD DOWN EFFICIENCY (%):	7-17 (41.2%)	3-12 (25.0%)
SCORING DRIVES (%):	4-10 (40.0%)	5-10 (50.0%)
PUNTS/NET AVERAGE:	3-41.3	4-48.3
SACKS/YARDS:	2/26	2/1
FUMBLES/LOST:	0/0	0/0
POINTS OFF TURNOVERS:	0	10
AVG. DRIVE START:	OWN 29	OWN 26
TIME OF POSSESSION:	33:09	26:51

INDIVIDUAL TOP PERFORMERS



PASSING

	CMP	ATT	YDS	TD	INT	RT		CMP	ATT	YDS	TD	INT	RT
J.Herbert	21	33	253	1	0	97.2	D.Lock	24	47	264	0	2	50.3

RUSHING

	ATT	YDS	AVG	LG	TD		ATT	YDS	AVG	LG	TD
A.Ekeler	10	45	4.5	23	0	M.Gordon	16	79	4.9	17	0
J.Herbert	4	26	6.5	10	0	R.Freeman	2	16	8.0	10	0

RECEIVING

	REC	YDS	AVG	LG	TD		REC	YDS	AVG	LG	TD
M.Williams	4	54	13.5	25	0	D.Hamilton	5	77	15.4	25	0
S.Anderson	4	48	12.0	23	0	N.Fant	6	65	10.8	19	0
D.Parham Jr.	2	47	23.5	26	0	J.Jeudy	6	61	10.2	17	0
J.Guyton	3	43	14.3	29	0	T.Patrick	3	39	13.0	27	0

TACKLES (SOLO) - LAC: K.Murray Jr. 9 (7), M.Davis 9 (5), J.Addae 8 (4);
DEN: M.Ojemudia 7 (7), A.Johnson 7 (2), W.Parks 6 (6).

SACKS - LAC: N.Vigil 1-0, J.Addae 0.5-0.5, C.Harris Jr. 0.5-0.5;
DEN: M.Reed 1-20, D.Jones 1-6.

INTERCEPTIONS - LAC: C.Hayward Jr. 1-9-0, M.Williams 1-0-0; **DEN:** None.

STARTERS

WR..... J.Guyton	DE J.Bosa	WR..... T.Patrick	DE S.Harris
LT S.Tevi	DT J.Jones	LT G.Bolles	NT D.Williams
LG F.Lamp	NT L.Joseph	LG D.Risner	DE D.Jones
C D.Feeney	DE I.Rochell	C L.Cushenberry	SLB M.Reed
RG T.Turner	LB K.Murray Jr.	RG G.Glasgow	WLB .. J.Attaochu
RT B.Bulaga	LB D.Perryman	RT E.Wilkinson	ILB A.Johnson
TE S.Anderson	CB C.Harris Jr.	TE N.Fant	ILB J.Jewell
TE D.Parham Jr.	RCB..C.Hayward Jr.	WR J.Jeudy	RCB..M.Ojemudia
WR M.Williams	S R.Jenkins	WR K.Hamler	LCB D.Bausby
QB J.Herbert	S N.Adderley	QB D.Lock	SS K.Jackson
RB A.Ekeler	LCB M.Davis	RB M.Gordon	FS J.Simmons

2020 LOS ANGELES CHARGERS NUMERICAL ROSTER

ACTIVE ROSTER

No.	Name	Pos.	Ht.	Wt.	Age	Exp.	College	Hometown	How Acq.
1	Ty Long	P	6-2	205	27	2	Alabama-Birmingham	Roswell, Ga.	FA-'19
2	Easton Stick	QB	6-1	224	25	2	North Dakota State	Omaha, Neb.	D5-'19
4	Michael Badgley	K	5-10	183	25	3	Miami	Summit, N.J.	FA-'18
5	Tyrod Taylor	QB	6-1	215	31	10	Virginia Tech	Hampton, Va.	UFA (Cle)-'19
10	Justin Herbert	QB	6-6	236	22	R	Oregon	Eugene, Ore.	D1a-'20
12	Joe Reed	WR	6-0	224	22	R	Virginia	Charlotte Court House, Va.	D5-'20
13	Keenan Allen	WR	6-2	211	28	8	California	Greensboro, N.C.	D3-'13
15	Jalen Guyton	WR	6-1	212	23	1	North Texas	Allen, Texas	FA-'19
22	Justin Jackson	RB	6-0	200	24	3	Northwestern	Carol Stream, Ill.	D7-'18
23	Rayshawn Jenkins	S	6-1	220	26	4	Miami	St. Petersburg, Fla.	D4-'17
24	Nasir Adderley	S	6-0	206	23	2	Delaware	Philadelphia, Pa.	D2-'19
25	Chris Harris Jr.	CB	5-10	199	31	10	Kansas	Bixby, Okla.	UFA (Den)-'20
26	Casey Hayward Jr.	CB	5-11	192	31	9	Vanderbilt	Perry, Ga.	UFA (GB)-'16
27	Joshua Kelley	RB	5-11	212	23	R	UCLA	Lancaster, Calif.	D4-'20
28	Brandon Facyson	CB	6-2	197	26	3	Virginia Tech	Newnan, Ga.	FA-'18
30	Austin Ekeler	RB	5-10	200	25	4	Western State Colorado	Eaton, Colo.	FA-'17
31	Kalen Ballage	RB	6-2	231	25	3	Arizona State	Falcon, Colo.	FA-'20
32	Alohi Gilman	S	5-10	201	23	R	Notre Dame	Laie, Hawaii	D6-'20
36	Jahleel Addae	S	5-10	195	30	8	Central Michigan	Valrico, Fla.	FA-'20
37	Tevaughn Campbell	CB	6-0	200	27	1	Regina	Toronto, Ontario, Canada	FA-'19
40	Gabe Nabers	FB	6-3	235	23	R	Florida State	Hahira, Ga.	FA-'20
43	Michael Davis	CB	6-2	196	25	4	Brigham Young	Glendale, Calif.	FA-'17
45	Cole Mazza	LS	6-1	247	25	2	Alabama	Bakersfield, Calif.	FA-'19
46	Malik Jefferson	LB	6-2	240	24	3	Texas	Mesquite, Texas	FA-'19
51	Emeke Egbule	LB	6-2	245	24	2	Houston	Houston, Texas	D6-'19
52	Denzel Perryman	LB	5-11	240	28	6	Miami	Coral Gables, Fla.	D2-'15
56	Kenneth Murray Jr.	LB	6-2	241	22	R	Oklahoma	Houston, Texas	D1b-'20
58	B.J. Bello	LB	6-3	229	26	3	Illinois State	New Lenox, Ill.	FA-'20
59	Nick Vigil	LB	6-2	235	27	5	Utah State	Plain City, Utah	UFA (Cin)-'20
61	Scott Quessenberry	C/G	6-3	310	25	3	UCLA	La Costa, Calif.	D5-'18
64	Cole Toner	C/G	6-6	310	26	3	Harvard	Greenwood, Ind.	FA-'17
66	Dan Feeney	C/G	6-4	310	26	4	Indiana	Orland Park, Ill.	D3-'17
69	Sam Tevi	T	6-5	315	26	4	Utah	Euless, Texas	D6-'17
70	Trai Turner	G	6-3	315	27	7	Louisiana State	New Orleans, La.	T (Car)-'20
71	Damion Square	NT	6-2	293	31	8	Alabama	Houston, Texas	W (KC)-'14
73	Tyree St. Louis	G/T	6-5	315	23	1	Miami	Tampa, Fla.	FA-'19
74	Storm Norton	T	6-7	317	26	1	Toledo	Toledo, Ohio	FA-'20
75	Bryan Bulaga	T	6-5	314	31	11	Iowa	Barrington, Ill.	UFA (GB)-'20
76	Forrest Lamp	G	6-4	309	26	4	Western Kentucky	Venice, Fla.	D2-'17
79	Trey Pipkins III	T	6-6	307	24	2	Sioux Falls	Apple Valley, Minn.	D3-'19
81	Mike Williams	WR	6-4	218	26	4	Clemson	Santee, S.C.	D1-'17
82	Stephen Anderson	TE	6-3	230	27	3	California	San Jose, Calif.	FA-'19
83	Tyron Johnson	WR	6-1	193	24	1	Oklahoma State	New Orleans, La.	FA-'19
84	KJ Hill Jr.	WR	6-0	196	23	R	Ohio State	Little Rock, Ark.	D7-'20
89	Donald Parham Jr.	TE	6-8	237	23	1	Stetson	Lakeland, Fla.	FA-'20
90	Jessie Lemonier	DE	6-2	240	23	R	Liberty	Miami, Fla.	FA-'20
91	Cortez Broughton	DT	6-2	293	24	2	Cincinnati	Warner Robins, Ga.	D7-'19
93	Justin Jones	DT	6-3	309	24	3	North Carolina State	Austell, Ga.	D3-'18
95	Linval Joseph	DT	6-4	329	32	11	East Carolina	Christiansted, U.S. Virgin Islands	FA-'20
97	Joey Bosa	DE	6-5	280	25	5	Ohio State	Fort Lauderdale, Fla.	D1-'16
98	Isaac Rochell	DE	6-4	280	25	3	Notre Dame	McDonough, Ga.	D7-'17
99	Jerry Tillery	DT	6-6	295	24	2	Notre Dame	Shreveport, La.	D1-'19

PRACTICE SQUAD

No.	Name	Pos.	Ht.	Wt.	Age	Exp.	College	Hometown	How Acq.
8	Lachlan Edwards	P	6-4	209	28	5	Sam Houston State	Hastings, Victoria, Australia	FA-'20
11	Jason Moore Jr.	WR	6-3	215	25	2	Findlay	Oberlin, Ohio	FA-'19
20	Jaylen Watkins	S	5-11	194	29	6	Florida	Fort Myers, Fla.	FA-'20
34	Darius Bradwell	RB	6-0	235	23	R	Tulane	Tallahassee, Fla.	FA-'20
35	Troymaine Pope	RB	5-8	205	27	3	Jacksonville State	Anniston, Ala.	FA-'18
38	John Brannon	CB	6-0	190	22	R	Western Carolina	Charlotte, N.C.	FA-'20
39	Donte Vaughn	CB	6-2	210	23	R	Notre Dame	Memphis, Tenn.	FA-'20
48	Matt Sokol	TE	6-5	249	25	1	Michigan State	Rochester, Mich.	FA-'20
50	Cole Christiansen	LB	6-1	230	23	R	Army	Suffolk, Va.	FA-'20
63	Nate Gilliam	G	6-4	310	23	R	Wake Forest	Knoxville, Tenn.	FA-'20
67	Ryan Hunter	G	6-3	316	25	1	Bowling Green	North Bay, Ontario, Canada	FA-'20
77	TJ Smith	DT	6-3	300	23	R	Arkansas	Moultrie, Ga.	FA-'20
87	John Hurst	WR	6-2	190	24	R	West Georgia	Milton, Ga.	FA-'20
92	Joe Gaziano	DE	6-4	280	24	R	Northwestern	Scituate, Mass.	FA-'20
96	Breiden Fehoko	NT	6-3	300	24	R	Louisiana State	Honolulu, Hawaii	FA-'20

RESERVE/INJURED

No.	Name	Pos.	Ht.	Wt.	Age	Exp.	College	Hometown	How Acq.
42	Uchenna Nwosu	DE	6-2	251	24	3	Southern California	Carson, Calif.	D2-'18
44	Kyzir White	LB	6-2	216	24	3	West Virginia	Macungie, Pa.	D4-'18
49	Drue Tranquill	LB	6-2	234	25	2	Notre Dame	Fort Wayne, Ind.	D4-'19
53	Mike Pouncey	C	6-5	298	31	10	Florida	Lakeland, Fla.	FA-'18
54	Melvin Ingram III	DE	6-2	247	31	9	South Carolina	Rockingham, N.C.	D1-'12
88	Virgil Green	TE	6-5	255	32	10	Nevada	Tulare, Calif.	UFA (Den)-'18

RESERVE/COVID-19

No.	Name	Pos.	Ht.	Wt.	Age	Exp.	College	Hometown	How Acq.
33	Derwin James Jr.	S	6-2	215	24	3	Florida State	Haines City, Fla.	D1-'18
72	Ryan Groy	G	6-5	320	30	7	Wisconsin	Middleton, Wis.	FA-'19
86	Hunter Henry	TE	6-5	250	26	5	Arkansas	Little Rock, Ark.	D2-'16

PRACTICE SQUAD; INJURED

No.	Name	Pos.	Ht.	Wt.	Age	Exp.	College	Hometown	How Acq.
80	Jeff Cotton	WR	6-2	206	23	R	Idaho	Tuscon, Ariz.	FA-'20

2020 LOS ANGELES CHARGERS ALPHA ROSTER

ACTIVE ROSTER

No.	Name	Pos.	Ht.	Wt.	DOB	Exp.	College	Hometown	How Acq.
36	Addae, Jahleel	S	5-10	195	1/24/90	8	Central Michigan	Valrico, Fla.	FA-'20
24	Adderley, Nasir	S	6-0	206	5/31/97	2	Delaware	Philadelphia, Pa.	D2-'19
13	Allen, Keenan	WR	6-2	211	4/27/92	8	California	Greensboro, N.C.	D3-'13
82	Anderson, Stephen	TE	6-3	230	1/30/93	3	California	San Jose, Calif.	FA-'19
4	Badgley, Michael	K	5-10	183	7/28/95	3	Miami	Summit, N.J.	FA-'18
31	Ballage, Kalen	RB	6-2	231	12/22/95	3	Arizona State	Falcon, Colo.	FA-'20
58	Bello, B.J.	LB	6-3	229	10/31/94	3	Illinois State	New Lenox, Ill.	FA-'20
97	Bosa, Joey	DE	6-5	280	7/11/95	5	Ohio State	Fort Lauderdale, Fla.	D1-'16
91	Broughton, Cortez	DT	6-2	293	9/2/96	2	Cincinnati	Warner Robins, Ga.	D7-'19
75	Bulaga, Bryan	T	6-5	314	3/21/89	11	Iowa	Barrington, Ill.	UFA (GB)-'20
37	Campbell, Tevaughn	CB	6-0	200	6/14/93	1	Regina	Toronto, Ontario, Canada	FA-'19
43	Davis, Michael	CB	6-2	196	1/6/95	4	Brigham Young	Glendale, Calif.	FA-'17
51	Egbule, Emeke	LB	6-2	245	10/13/96	2	Houston	Houston, Texas	D6-'19
30	Ekeler, Austin	RB	5-10	200	5/17/95	4	Western State Colorado	Eaton, Colo.	FA-'17
28	Facyson, Brandon	CB	6-2	197	9/8/94	3	Virginia Tech	Newnan, Ga.	FA-'18
66	Feeney, Dan	C/G	6-4	310	5/29/94	4	Indiana	Orland Park, Ill.	D3-'17
32	Gilman, Alohi	S	5-10	201	9/17/97	R	Notre Dame	Laie, Hawaii	D6-'20
15	Guyton, Jalen	WR	6-1	212	6/7/97	1	North Texas	Allen, Texas	FA-'19
25	Harris Jr., Chris	CB	5-10	199	6/18/89	10	Kansas	Bixby, Okla.	UFA (Den)-'20
26	Hayward Jr., Casey	CB	5-11	192	9/9/89	9	Vanderbilt	Perry, Ga.	UFA (GB)-'16
10	Herbert, Justin	QB	6-6	236	3/10/98	R	Oregon	Eugene, Ore.	D1a-'20
84	Hill Jr., KJ	WR	6-0	196	9/15/97	R	Ohio State	Little Rock, Ark.	D7-'20
22	Jackson, Justin	RB	6-0	200	4/22/96	3	Northwestern	Carol Stream, Ill.	D7-'18
46	Jefferson, Malik	LB	6-2	240	11/15/96	3	Texas	Mesquite, Texas	FA-'19
23	Jenkins, Rayshawn	S	6-1	220	1/25/94	4	Miami	St. Petersburg, Fla.	D4-'17
83	Johnson, Tyron	WR	6-1	193	1/8/96	1	Oklahoma State	New Orleans, La.	FA-'19
93	Jones, Justin	DT	6-3	309	8/28/96	3	North Carolina State	Austell, Ga.	D3-'18
95	Joseph, Linval	DT	6-4	329	10/10/88	11	East Carolina	Christiansted, U.S. Virgin Islands	FA-'20
27	Kelley, Joshua	RB	5-11	212	11/20/97	R	UCLA	Lancaster, Calif.	D4-'20
76	Lamp, Forrest	G	6-4	309	2/20/94	4	Western Kentucky	Venice, Fla.	D2-'17
90	Lemonier, Jessie	DE	6-2	240	1/31/97	R	Liberty	Miami, Fla.	FA-'20
1	Long, Ty	P	6-2	205	4/6/93	2	Alabama-Birmingham	Roswell, Ga.	FA-'19
45	Mazza, Cole	LS	6-1	247	2/14/95	2	Alabama	Bakersfield, Calif.	FA-'19
56	Murray Jr., Kenneth	LB	6-2	241	11/16/98	R	Oklahoma	Houston, Texas	D1b-'20
40	Nabers, Gabe	FB	6-3	235	11/5/97	R	Florida State	Hahira, Ga.	FA-'20
74	Norton, Storm	T	6-7	317	5/16/94	1	Toledo	Toledo, Ohio	FA-'20
89	Parham Jr., Donald	TE	6-8	237	8/16/97	1	Stetson	Lakeland, Fla.	FA-'20
79	Pipkins III, Trey	T	6-6	307	9/5/96	2	Sioux Falls	Apple Valley, Minn.	D3-'19
52	Perryman, Denzel	LB	5-11	240	12/5/92	6	Miami	Coral Gables, Fla.	D2-'15
61	Quessenberry, Scott	C/G	6-3	310	3/23/95	3	UCLA	La Costa, Calif.	D5-'18
12	Reed, Joe	WR	6-0	224	1/4/98	R	Virginia	Charlotte Court House, Va.	D5-'20
98	Rochell, Isaac	DE	6-4	280	4/22/95	3	Notre Dame	McDonough, Ga.	D7-'17
71	Square, Damion	NT	6-2	293	2/6/89	8	Alabama	Houston, Texas	W (KC)-'14
73	St. Louis, Tyree	G/T	6-5	315	8/5/97	1	Miami	Tampa, Fla.	FA-'19
2	Stick, Easton	QB	6-1	224	9/15/95	2	North Dakota State	Omaha, Neb.	D5-'19
5	Taylor, Tyrod	QB	6-1	215	8/3/89	10	Virginia Tech	Hampton, Va.	UFA (Cle)-'19
69	Tevi, Sam	T	6-5	315	11/15/94	4	Utah	Euless, Texas	D6-'17
99	Tillery, Jerry	DT	6-6	295	10/8/96	2	Notre Dame	Shreveport, La.	D1-'19
64	Toner, Cole	C/G	6-6	310	3/13/94	3	Harvard	Greenwood, Ind.	FA-'17
70	Turner, Trai	G	6-3	315	6/14/93	7	Louisiana State	New Orleans, La.	T (Car)-'20
59	Vigil, Nick	LB	6-2	235	8/20/93	5	Utah State	Plain City, Utah	UFA (Cin)-'20
81	Williams, Mike	WR	6-4	218	10/4/94	4	Clemson	Santee, S.C.	D1-'17

PRACTICE SQUAD

No.	Name	Pos.	Ht.	Wt.	DOB	Exp.	College	Hometown	How Acq.
34	Bradwell, Darius	RB	6-0	235	5/15/97	R	Tulane	Tallahassee, Fla.	FA-'20
38	Brannon, John	CB	6-0	190	3/10/98	R	Western Carolina	Charlotte, N.C.	FA-'20
50	Christiansen, Cole	LB	6-1	230	7/30/97	R	Army	Suffolk, Va.	FA-'20
8	Edwards, Lachlan	P	6-4	209	4/27/92	5	Sam Houston State	Hastings, Victoria, Australia	FA-'20
96	Fehoko, Breiden	NT	6-3	300	10/15/96	R	Louisiana State	Honolulu, Hawaii	FA-'20
92	Gaziano, Joe	DE	6-4	280	9/27/96	R	Northwestern	Scituate, Mass.	FA-'20
63	Gilliam, Nate	G	6-4	310	7/6/97	R	Wake Forest	Knoxville, Tenn.	FA-'20
67	Hunter, Ryan	G	6-3	316	4/1/95	1	Bowling Green	North Bay, Ontario, Canada	FA-'20
87	Hurst, John	WR	6-2	190	11/2/96	R	West Georgia	Milton, Ga.	FA-'20
11	Moore Jr., Jason	WR	6-3	215	6/23/95	2	Findlay	Oberlin, Ohio	FA-'19
35	Pope, Troymaine	RB	5-8	205	11/29/93	2	Jacksonville State	Anniston, Ala.	FA-'18
77	Smith, TJ	DT	6-3	300	4/19/97	R	Arkansas	Moultrie, Ga.	FA-'20
48	Sokol, Matt	TE	6-5	249	11/9/95	1	Michigan State	Rochester, Mich.	FA-'20
39	Vaughn, Donte	CB	6-2	210	10/12/97	R	Notre Dame	Memphis, Tenn.	FA-'20
20	Watkins, Jaylen	S	5-11	194	11/27/91	6	Florida	Fort Myers, Fla.	FA-'20

RESERVE/INJURED

No.	Name	Pos.	Ht.	Wt.	DOB	Exp.	College	Hometown	How Acq.
88	Green, Virgil	TE	6-5	255	8/3/88	10	Nevada	Tulare, Calif.	UFA (Den)-'18
54	Ingram III, Melvin	DE	6-2	247	4/26/89	9	South Carolina	Rockingham, N.C.	D1-'12
42	Nwosu, Uchenna	DE	6-2	251	12/28/96	3	Southern California	Carson, Calif.	D2-'18
53	Pouncey, Mike	C	6-5	298	7/24/89	10	Florida	Lakeland, Fla.	FA-'18
49	Tranquill, Drue	LB	6-2	234	8/15/95	2	Notre Dame	Fort Wayne, Ind.	D4-'19
44	White, Kyzir	LB	6-2	216	3/24/96	3	West Virginia	Macungie, Pa.	D4-'18

RESERVE/COVID-19

No.	Name	Pos.	Ht.	Wt.	DOB	Exp.	College	Hometown	How Acq.
72	Groy, Ryan	G	6-5	320	9/30/90	7	Wisconsin	Middleton, Wis.	FA-'19
86	Henry, Hunter	TE	6-5	250	12/7/94	5	Arkansas	Little Rock, Ark.	D2-'16
33	James Jr., Derwin	S	6-2	215	8/3/96	3	Florida State	Haines City, Fla.	D1-'18

PRACTICE SQUAD; INJURED

No.	Name	Pos.	Ht.	Wt.	DOB	Exp.	College	Hometown	How Acq.
80	Cotton, Jeff	WR	6-2	206	4/17/97	R	Idaho	Tuscon, Ariz.	FA-'20

2020 LOS ANGELES CHARGERS POSITION ROSTER

QUARTERBACKS (3)

No.	Name	Pos.	Ht.	Wt.	Age	Exp.	College	Hometown	How Acq.
2	Easton Stick	QB	6-1	224	25	2	North Dakota State	Omaha, Neb.	D5-'19
5	Tyrod Taylor	QB	6-1	215	31	10	Virginia Tech	Hampton, Va.	UFA (Cle)-'19
10	Justin Herbert	QB	6-6	236	22	R	Oregon	Eugene, Ore.	D1a-'20

RUNNING BACKS (5)

No.	Name	Pos.	Ht.	Wt.	Age	Exp.	College	Hometown	How Acq.
22	Justin Jackson	RB	6-0	200	24	3	Northwestern	Carol Stream, Ill.	D7-'18
27	Joshua Kelley	RB	5-11	212	23	R	UCLA	Lancaster, Calif.	D4-'20
30	Austin Ekeler	RB	5-10	200	25	4	Western State Colorado	Eaton, Colo.	FA-'17
31	Kalen Ballage	RB	6-2	231	25	3	Arizona State	Falcon, Colo.	FA-'20
40	Gabe Nabers	FB	6-3	235	23	R	Florida State	Hahira, Ga.	FA-'20

WIDE RECEIVERS (6)

No.	Name	Pos.	Ht.	Wt.	Age	Exp.	College	Hometown	How Acq.
12	Joe Reed	WR	6-0	224	22	R	Virginia	Charlotte Court House, Va.	D5-'20
13	Keenan Allen	WR	6-2	211	28	8	California	Greensboro, N.C.	D3-'13
15	Jalen Guyton	WR	6-1	212	23	1	North Texas	Allen, Texas	FA-'19
81	Mike Williams	WR	6-4	218	26	4	Clemson	Santee, S.C.	D1-'17
83	Tyron Johnson	WR	6-1	193	24	1	Oklahoma State	New Orleans, La.	FA-'19
84	KJ Hill Jr.	WR	6-0	196	23	R	Ohio State	Little Rock, Ark.	D7-'20

TIGHT ENDS (2)

No.	Name	Pos.	Ht.	Wt.	Age	Exp.	College	Hometown	How Acq.
82	Stephen Anderson	TE	6-3	230	27	3	California	San Jose, Calif.	FA-'19
89	Donald Parham Jr.	TE	6-8	237	23	1	Stetson	Lakeland, Fla.	FA-'20

OFFENSIVE LINEMEN (10)

No.	Name	Pos.	Ht.	Wt.	Age	Exp.	College	Hometown	How Acq.
61	Scott Quessenberry	C/G	6-3	310	25	3	UCLA	La Costa, Calif.	D5-'18
64	Cole Toner	C/G	6-6	310	26	3	Harvard	Greenwood, Ind.	FA-'17
66	Dan Feeney	C/G	6-4	310	26	4	Indiana	Orland Park, Ill.	D3-'17
69	Sam Tevi	T	6-5	315	26	4	Utah	Euless, Texas	D6-'17
70	Trai Turner	G	6-3	315	27	7	Louisiana State	New Orleans, La.	T (Car)-'20
73	Tyree St. Louis	G/T	6-5	315	23	1	Miami	Tampa, Fla.	FA-'19
74	Storm Norton	T	6-7	317	26	1	Toledo	Toledo, Ohio	FA-'20
75	Bryan Bulaga	T	6-5	314	31	11	Iowa	Barrington, Ill.	UFA (GB)-'20
76	Forrest Lamp	G	6-4	309	26	4	Western Kentucky	Venice, Fla.	D2-'17
79	Trey Pipkins III	T	6-6	307	24	2	Sioux Falls	Apple Valley, Minn.	D3-'19

DEFENSIVE LINEMEN (8)

No.	Name	Pos.	Ht.	Wt.	Age	Exp.	College	Hometown	How Acq.
71	Damion Square	NT	6-2	293	31	8	Alabama	Houston, Texas	W (KC)-'14
90	Jessie Lemonier	DE	6-2	240	23	R	Liberty	Miami, Fla.	FA-'20
91	Cortez Broughton	DT	6-2	293	24	2	Cincinnati	Warner Robins, Ga.	D7-'19
93	Justin Jones	DT	6-3	309	24	3	North Carolina State	Austell, Ga.	D3-'18
95	Linval Joseph	DT	6-4	329	32	11	East Carolina	Christiansted, U.S. Virgin Islands	FA-'20
97	Joey Bosa	DE	6-5	280	25	5	Ohio State	Fort Lauderdale, Fla.	D1-'16
98	Isaac Rochell	DE	6-4	280	25	3	Notre Dame	McDonough, Ga.	D7-'17
99	Jerry Tillery	DT	6-6	295	24	2	Notre Dame	Shreveport, La.	D1-'19

LINEBACKERS (6)

No.	Name	Pos.	Ht.	Wt.	Age	Exp.	College	Hometown	How Acq.
46	Malik Jefferson	LB	6-2	240	24	3	Texas	Mesquite, Texas	FA-'19
51	Emeke Egbule	LB	6-2	245	24	2	Houston	Houston, Texas	D6-'19
52	Denzel Perryman	LB	5-11	240	28	6	Miami	Coral Gables, Fla.	D2-'15
56	Kenneth Murray Jr.	LB	6-2	241	22	R	Oklahoma	Houston, Texas	D1b-'20
58	B.J. Bello	LB	6-3	229	26	3	Illinois State	New Lenox, Ill.	FA-'20
59	Nick Vigil	LB	6-2	235	27	5	Utah State	Plain City, Utah	UFA (Cin)-'20

DEFENSIVE BACKS (9)

No.	Name	Pos.	Ht.	Wt.	Age	Exp.	College	Hometown	How Acq.
23	Rayshawn Jenkins	S	6-1	220	26	4	Miami	St. Petersburg, Fla.	D4-'17
24	Nasir Adderley	S	6-0	206	23	2	Delaware	Philadelphia, Pa.	D2-'19
25	Chris Harris Jr.	CB	5-10	199	31	10	Kansas	Bixby, Okla.	UFA (Den)-'20
26	Casey Hayward Jr.	CB	5-11	192	31	9	Vanderbilt	Perry, Ga.	UFA (GB)-'16
28	Brandon Facyson	CB	6-2	197	26	3	Virginia Tech	Newnan, Ga.	FA-'18
32	Alohi Gilman	S	5-10	201	23	R	Notre Dame	Laie, Hawaii	D6-'20
36	Jahleel Addae	S	5-10	195	30	8	Central Michigan	Valrico, Fla.	FA-'20
37	Tevaughn Campbell	CB	6-0	200	27	1	Regina	Toronto, Ontario, Canada	FA-'19
43	Michael Davis	CB	6-2	196	25	4	Brigham Young	Glendale, Calif.	FA-'17

SPECIALISTS (3)

No.	Name	Pos.	Ht.	Wt.	Age	Exp.	College	Hometown	How Acq.
1	Ty Long	P	6-2	205	27	2	Alabama-Birmingham	Roswell, Ga.	FA-'19
4	Michael Badgley	K	5-10	183	25	3	Miami	Summit, N.J.	FA-'18
45	Cole Mazza	LS	6-1	247	25	2	Alabama	Bakersfield, Calif.	FA-'19

2020 LOS ANGELES CHARGERS DEPTH CHART

Depth Chart is unofficial and compiled by Chargers Communications

OFFENSE

WR	13	Keenan Allen	15	Jalen Guyton	84	KJ Hill Jr.
LT	69	Sam Tevi	79	Trey Pipkins III	64	Cole Toner
LG	76	Forrest Lamp	61	Scott Quessenberry	64	Cole Toner
C	66	Dan Feeney	61	Scott Quessenberry	73	Tyree St. Louis
RG	70	Trai Turner	64	Cole Toner	73	Tyree St. Louis
RT	75	Bryan Bulaga	74	Storm Norton		
TE	82	Stephen Anderson	89	Donald Parham Jr.		
WR	81	Mike Williams	<u>12</u>	<u>Joe Reed</u>	83	Tyron Johnson
QB	<u>10</u>	<u>Justin Herbert</u>	5	Tyrod Taylor	2	Easton Stick
FB	<u>40</u>	<u>Gabe Nabers</u>				
RB	30	Austin Ekeler	22	Justin Jackson	31	Kalen Ballage
					<u>27</u>	<u>Joshua Kelley</u>

DEFENSE

DE	97	Joey Bosa	98	Isaac Rochell		
DT	93	Justin Jones	99	Jerry Tillery	91	Cortez Broughton
NT	95	Linval Joseph	71	Damion Square		
DE	99	Jerry Tillery	<u>90</u>	<u>Jessie Lemonier</u>		
LB	59	Nick Vigil	58	B.J. Bello		
LB	52	Denzel Perryman	46	Malik Jefferson		
LB	<u>56</u>	<u>Kenneth Murray Jr.</u>	51	Emeke Egbule		
LCB	43	Michael Davis	28	Brandon Facyson	37	Tevaughn Campbell
S	23	Rayshawn Jenkins	36	Jahleel Addae		
S	24	Nasir Adderley	<u>32</u>	<u>Alohi Gilman</u>		
RCB	26	Casey Hayward Jr.	25	Chris Harris Jr.		

SPECIALISTS

K	4	Michael Badgley	1	Ty Long		
P	1	Ty Long				
KO	1	Ty Long	4	Michael Badgley		
H	1	Ty Long	5	Tyrod Taylor		
LS	45	Cole Mazza				
KR	<u>12</u>	<u>Joe Reed</u>	83	Tyron Johnson	24	Nasir Adderley
PR	<u>84</u>	<u>KJ Hill Jr.</u>	<u>12</u>	<u>Joe Reed</u>		

NOTE: Rookies are underlined

2020 LOS ANGELES CHARGERS COACHES

Head Coach: Anthony Lynn

Defensive Coordinator: Gus Bradley

Offensive Coordinator: Shane Steichen

Assistant Special Teams: Keith Burns

Senior Coaching Assistant: Chris Caminiti

Offensive Line: James Campen

Assistant Offensive Line: David Diaz-Infante

Assistant Defensive Line: La'Roi Glover

Quarterbacks: Pep Hamilton

Assistant Defensive Backs: Addison Lynch

Alex G. Spanos Coaching Fellow: Tevin McDonald

Wide Receivers: Phil McGeoghan

Defensive Backs: Ron Milus

Quality Control/Defense: Ryan Milus

Running Backs: Mark Ridgley

Tight Ends: Alfredo Roberts

Quality Control/Offense: Seth Ryan

Senior Coaching Assistant: Rip Scherer

Assistant Tight Ends: Dan Shamash

Defensive Line: Giff Smith

Linebackers: Richard Smith

Senior Analyst: George Stewart

Head Strength and Conditioning: John Lott

Assistant Strength: Jonathan Brooks

Assistant Strength: Tyler Judkins

PRONUNCIATION

Jahleel Addae jah-LEEL uh-DIE

Nasir Adderley nah-SEER ADD-er-lee

Michael Badgley BADGE-lee

Kalen Ballage bull-AHGE

Cortez Broughton BROUGHT-un

Bryan Bulaga buh-LAH-guh

Tevaughn Campbell tuh-VAUGHN

Emeke Egbule eh-MEH-keh egg-BOO-leh

Austin Ekeler ECK-ler

Alohi Gilman uh-LOW-hee

Jessie Lemonier lemon-YAY

Cole Mazza MAHZ-uh

Phil McGeoghan mc-GAY-ghin

Donald Parham Jr. par-HAM

Scott Quessenberry QWES-sin-bear-ee

Isaac Rochell ROW-shell

Shane Steichen STY-kin

Sam Tevi TEH-vee

Kyzir White kie-ZEER

2020 TRANSACTIONS BY DATE

March 13	Designated TE Hunter Henry as franchise player (non-exclusive). Released LB Thomas Davis Sr., and NT Brandon Mebane.	Sept. 21	Reverted RB Darius Bradwell to practice squad.	Nov. 25	Activated CB Brandon Facyson from Reserve/COVID-19 and given exempt status by Commissioner. Transitioned RB Austin Ekeler to Reserve/Injured; Designated for Return.
March 16	Signed RB Austin Ekeler to contract extension. Extended qualifying offer to CB Michael Davis. Extended exclusive rights tenders to DE Isaac Rochell and T Trent Scott.	Sept. 22	Released DE Joe Gaziano from practice squad.	Nov. 26	Released DB Quenton Meeks from practice squad.
March 18	Traded T Russell Okung to Carolina for G Trai Turner.	Sept. 24	Signed S Jahleel Addae to practice squad.	Nov. 27	Activated CB Chris Harris Jr. from Reserve/Injured; Designated for Return. Activated CB Brandon Facyson from exempt status. Placed DE Melvin Ingram III on Reserve/Injured.
March 30	Signed WR Darius Jennings.	Sept. 26	Signed G Ryan Groy, LB Malik Jefferson and DE Jessie Lemonier to active roster. Placed LB Asmar Bilal, DE Melvin Ingram III and DT Justin Jones on Reserve/Injured. Activated S Jahleel Addae and RB Darius Bradwell from practice squad.	Nov. 28	Activated Austin Ekeler from Reserve/Injured; Designated for Return. Waived DE Jessie Lemonier. Activated LB B.J. Bello, LB Cole Christiansen and NT Breiden Fehoko from practice squad.
March 31	Signed T Bryan Bulaga, CB Chris Harris Jr., DT Linval Joseph and LB Nick Vigil.	Sept. 28	Reverted S Jahleel Addae and RB Darius Bradwell to practice squad.	Nov. 30	Reverted LB B.J. Bello, LB Cole Christiansen and NT Breiden Fehoko to practice squad.
April 9	Re-signed CB Michael Davis.	Sept. 29	Signed S Jahleel Addae to active roster. Placed CB Chris Harris Jr. on Reserve/Injured. Signed DE Joe Gaziano to practice squad.	Dec. 2	Signed P Lachlan Edwards and DE Jessie Lemonier to practice squad. Placed WR Jeff Cotton on Practice Squad; Injured.
April 14	Signed T Storm Norton and TE Donald Parham Jr.	Oct. 1	Signed LB B.J. Bello to practice squad.	Dec. 4	Signed K JJ Molson to practice squad. Released RB Derrick Gore from practice squad.
April 16	TE Hunter Henry signed non-exclusive franchise tag.	Oct. 3	Signed G Ryan Hunter to practice squad.	Dec. 5	Activated Asmar Bilal from Reserve/Injured; Designated for Return. Activated LB Cole Christiansen and NT Breiden Fehoko from practice squad.
April 21	Re-signed DE Isaac Rochell and T Trent Scott.	Oct. 5	Activated WR Tyron Johnson and C/G Cole Toner from practice squad.	Dec. 7	Reverted LB Cole Christiansen and NT Breiden Fehoko to practice squad. Released P Lachlan Edwards and K JJ Molson from practice squad.
April 27	Traded 2020 second-round (No. 37) and third-round (No. 71) selections to New England for 2020 first-round (No. 23) selection.	Oct. 8	Reverted WR Tyron Johnson and C/G Cole Toner to practice squad.	Dec. 8	Placed T Trey Pipkins III on Reserve/COVID-19.
April 30	Signed LB Asmar Bilal, RB Darius Bradwell, CB John Brannon, LB Cole Christiansen, WR Jeff Cotton, G Josh Dunlop, NT Breiden Fehoko, DE Joe Gaziano, G Nate Gilliam, FB Bobby Holly, DE Jessie Lemonier, CB Kevin McGill, FB Gabe Nabers, T Ryan Roberts, WR Dalton Schoen, DT TJ Smith and CB Donte Vaughn.	Oct. 9	Signed DT Lee Autry to practice squad.	Dec. 9	Transitioned RB Justin Jackson to Reserve/Injured; Designated for Return. Activated LB Kyzir White from Reserve/COVID-19 and given exempt status by Commissioner. Signed WR Manasseh Bailey to practice squad. Restored DT TJ Smith to practice squad from Practice Squad; Injured.
May 4	Signed LB Romeo Finley and TE Jared Rice.	Oct. 12	Signed WR Tyron Johnson to active roster. Placed RB Austin Ekeler on Reserve/Injured. Signed RB Kalen Ballage to practice squad.	Dec. 12	Activated RB Justin Jackson from Reserve/Injured; Designated for Return. Activated LB Kyzir White from exempt status. Activated LB B.J. Bello from practice squad. Waived LB Asmar Bilal. Signed P Lachlan Edwards to practice squad. Released WR Manasseh Bailey from practice squad.
May 5	Signed RB Derrick Gore.	Oct. 13	Activated DE Joe Gaziano and RB Troymaine Pope from practice squad.	Dec. 14	Reverted LB B.J. Bello to practice squad.
May 20	Signed G Ryan Groy.	Oct. 19	Reverted DE Joe Gaziano and RB Troymaine Pope to practice squad.	Dec. 16	Placed S Derwin James Jr. on Reserve/COVID-19.
June 2	Signed NT Damion Square.	Oct. 24	Transitioned DE Melvin Ingram III and DT Justin Jones to Reserve/Injured; Designated for Return.	Dec. 17	Signed LB B.J. Bello to active roster. Waived RB Troymaine Pope. Activated DE Jessie Lemonier and S Jaylen Watkins from practice squad.
July 26	Signed S Alohi Gilman, QB Justin Herbert, WR KJ Hill, RB Joshua Kelley and WR Joe Reed.	Oct. 26	Activated DE Melvin Ingram III and DT Justin Jones from Reserve/Injured; Designated for Return. Waived DE Jessie Lemonier and WR Jason Moore Jr. Activated RB Troymaine Pope from practice squad.	Dec. 18	Reverted DE Jessie Lemonier and S Jaylen Watkins to practice squad.
July 30	Signed LB Kenneth Murray Jr.	Oct. 27	Reverted RB Troymaine Pope to practice squad.	Dec. 19	Signed RB Troymaine Pope to practice squad.
Aug. 1	Signed DE Joey Bosa to contract extension. Waived DT P.J. Johnson, G Koda Martin, WR Andre Patton, TE Jared Rice, S Roderic Teamer and TE Andrew Vollert.	Oct. 29	Signed DE Jason Lemonier and WR Jason Moore Jr., to the practice squad. Released DT Lee Autry from practice squad.	Dec. 21	Activated T Trey Pipkins III from Reserve/COVID-19 and given exempt status by Commissioner.
Sept. 5	Signed WR Keenan Allen to contract extension. Placed S Derwin James Jr. on Reserve/Injured. Released G Ryan Groy, WR Darius Jennings and C/G Cole Toner. Waived LB Asmar Bilal, RB Darius Bradwell, CB John Brannon, LB Cole Christiansen, WR Jeff Cotton, G Josh Dunlop, NT Breiden Fehoko, LB Romeo Finley, DE Joe Gaziano, G Nate Gilliam, RB Derrick Gore, FB Bobby Holly, LB Malik Jefferson, WR Tyron Johnson, DE Jessie Lemonier, CB Kevin McGill, DB Quenton Meeks, FB Gabe Nabers, T Ryan Roberts, WR Dalton Schoen, T Trent Scott, DT TJ Smith and CB Donte Vaughn.	Oct. 30	Placed TE Virgil Green on Reserve/Injured. Placed G Ryan Groy on Reserve/Injured and Reserve/COVID-19.	Dec. 23	Activated T Trey Pipkins III from exempt status. Placed LB Kyzir White on Reserve/Injured.
Sept. 6	Signed LB Asmar Bilal, RB Darius Bradwell, CB John Brannon, LB Cole Christiansen, WR Jeff Cotton, NT Breiden Fehoko, G Nate Gilliam, G Ryan Groy, WR Tyron Johnson, DE Jessie Lemonier, DB Quenton Meeks, FB Gabe Nabers, DT TJ Smith, C/G Cole Toner and CB Donte Vaughn to practice squad.	Oct. 31	Placed T Trey Pipkins III on Reserve/COVID-19.	Dec. 24	Placed TE Hunter Henry on Reserve/COVID-19.
Sept. 12	Activated G Ryan Groy and FB Gabe Nabers from practice squad.	Nov. 2	Signed RB Troymaine Pope and C/G Cole Toner to active roster. Activated T Trey Pipkins III from Reserve/COVID-19. Activated WR Jason Moore Jr. from practice squad. Signed TE Matt Sokol to practice squad.	Dec. 25	Signed DE Jessie Lemonier to active roster. Placed DE Uchenna Nwosu on Reserve/Injured. Activated DE Joe Gaziano and TE Matt Sokol from practice squad.
Sept. 14	Reverted G Ryan Groy and FB Gabe Nabers to practice squad.	Nov. 7	Traded DB Desmond King II to Tennessee for 2021 sixth-round selection. Reverted WR Jason Moore Jr. to practice squad.	Dec. 28	Reverted DE Joe Gaziano and TE Matt Sokol to practice squad.
Sept. 15	Signed LB Asmar Bilal to active roster. Placed LB Drue Tranquill on Reserve/Injured.	Nov. 9	Signed DE Jessie Lemonier to active roster. Placed CB Brandon Facyson on Reserve/COVID-19. Activated RB Kalen Ballage and DB Quenton Meeks from practice squad.		
Sept. 16	Signed LB Malik Jefferson to practice squad.	Nov. 14	Reverted RB Kalen Ballage and DB Quenton Meeks to practice squad.		
Sept. 17	Signed FB Gabe Nabers to active roster. Placed C Mike Pouncey on Reserve/Injured.	Nov. 16	Signed RB Kalen Ballage to active roster. Placed RB Justin Jackson on Reserve/Injured. Activated DB Quenton Meeks from practice squad.		
Sept. 18	Signed RB Troymaine Pope to practice squad.	Nov. 18	Reverted DB Quenton Meeks to practice squad. Signed RB Derrick Gore and WR John Hurst to practice squad.		
Sept. 19	Activated RB Darius Bradwell from practice squad.	Nov. 21	Transitioned LB Asmar Bilal and CB Chris Harris Jr. to Reserve/Injured; Designated for Return.		
		Nov. 23	Placed LB Kyzir White on Reserve/COVID-19. Activated LB B.J. Bello, LB Cole Christiansen and S Jaylen Watkins from practice squad.		
			Reverted LB B.J. Bello, LB Cole Christiansen and S Jaylen Watkins to practice squad.		

MEDIA INFORMATION



GAME-DAY MEDIA PARKING: Media attending Chargers home games have been assigned reserved areas to park at SoFi Stadium. Please refer to the map on the back of your assigned parking permit. Media must park in the assigned area and display parking permits at all times. As a reminder, parking is limited and is being provided as a courtesy.

MEDIA ENTRANCE: All credentialed media must enter through SE Media Gate and are subject to search procedures. Please be prepared to open all cases and bags for inspection by stadium security personnel. All items will be inspected and tagged for security purposes. Please make sure bags are identifiable and limit carry-in items to only what is necessary. Remove any security tags from prior games.

PRESS WILL CALL
Press Will Call is located at the SE Media Gate between entries 10 & 11.

PRESS BOX
The press box is located on Level 7 in the SW corner of the stadium. The press box is equipped with wireless internet. Contact the Chargers' communications staff for additional support.

CHARGERS.COM AND CHARGERS.COM/MEDIA
Chargers.com features the latest news on the Los Angeles Chargers, including player features. The site also includes player bios, rosters, the depth chart, transactions and more. It is the quickest and easiest way to find the latest information on the Los Angeles Chargers.

Chargers.com/media is available to assist media with coverage leading up to each game of the 2020 season. The media site contains a digital copy of the 2020 Los Angeles Chargers Media Guide, game releases, news releases, credential request forms and transcripts. Credential requests must be submitted by the sports director, sports editor or photo editor to be considered. The site is password protected and can be accessed with chargersmedia.

LOS ANGELES CHARGERS COMMUNICATIONS CONTACTS

NAME	TITLE	CELL PHONE	EMAIL
Josh Rupprecht	Vice President, Communications	310.694.6122	Josh.Rupprecht@chargers.nfl.com
Jennifer Rojas	Senior Manager, Corporate Communications & Alumni Affairs	858.229.1958	Jennifer.Rojas@chargers.nfl.com
Jamaal LaFrance	Senior Manager, Communications	858.353.3556	Jamaal.LaFrance@chargers.nfl.com
Brock Anderson	Coordinator, Football Communications	720.472.0465	Brock.Anderson@chargers.nfl.com
Danny Markino	Coordinator, Football Communications	330.806.3950	Danny.Markino@chargers.nfl.com
Lauren Meyer	Coordinator, Corporate Communications & Alumni Affairs	760.519.4494	Lauren.Meyer@chargers.nfl.com
Ana Spanos	Coordinator, Corporate Communications & Alumni Affairs	209.990.2700	Ana.Spanos@chargers.nfl.com



SUPPLEMENTAL
STATS

ALL-TIME SERIES HISTORY

Franchise	REGULAR SEASON						POSTSEASON					PRESEASON		
	W	L	T	Pct.	PF	PA	W	L	Pct.	PF	PA	W	L	T
Arizona Cardinals ¹	10	4	0	.714	367	277	0	0	—			14	11	0
Atlanta Falcons	3	8	0	.273	150	230	0	0	—			4	2	0
Baltimore Ravens	5	7	0	.417	236	253	1	0	1.000	23	17	0	0	0
Buffalo Bills	24	11	2	.686	916	636	1	2	.333	27	57	0	1	0
Carolina Panthers	1	6	0	.143	109	168	0	0	—			0	0	0
Chicago Bears	6	7	0	.462	249	220	0	0	—			4	3	0
Cincinnati Bengals	21	14	0	.600	830	756	1	1	.500	34	37	0	0	0
Cleveland Browns ²	17	9	1	.648	650	512	0	0	—			1	0	1
Dallas Cowboys	5	6	0	.455	261	256	0	0	—			9	7	0
Denver Broncos	53	68	1	.438	2,622	2,593	0	1	.000	17	24	5	2	0
Detroit Lions	7	5	0	.583	254	263	0	0	—			0	1	0
Green Bay Packers	2	10	0	.167	212	353	0	0	—			2	1	1
Houston Texans	5	2	0	.714	184	127	0	0	—			1	0	0
Indianapolis Colts ³	17	10	0	.630	646	473	2	1	.667	71	76	2	2	0
Jacksonville Jaguars	9	3	0	.750	375	217	0	0	—			0	0	0
Kansas City Chiefs ⁴	55	64	1	.462	2,421	2,664	1	0	1.000	17	0	5	2	0
Las Vegas Raiders ⁵	55	65	2	.459	2,652	2,671	0	1	.000	27	34	7	7	0
Los Angeles Rams ⁶	5	7	0	.417	313	325	0	0	—			19	18	0
Miami Dolphins	14	17	0	.452	696	685	2	2	.500	76	124	3	1	0
Minnesota Vikings	6	7	0	.462	310	318	0	0	—			3	11	1
New England Patriots ⁷	14	23	2	.378	747	949	1	3	.250	112	96	5	2	0
New Orleans Saints	7	6	0	.538	350	264	0	0	—			4	5	0
New York Giants	7	5	0	.583	319	281	0	0	—			5	3	0
New York Jets ⁸	23	12	1	.657	1,030	733	0	2	.000	31	37	4	2	1
Philadelphia Eagles	7	5	0	.583	235	242	0	0	—			3	1	0
Pittsburgh Steelers	8	23	0	.258	575	797	2	1	.667	72	76	1	2	0
San Francisco 49ers	8	6	0	.571	323	374	0	1	.000	26	49	22	26	0
Seattle Seahawks	25	26	0	.490	1,067	1,066	0	0	—			5	12	0
Tampa Bay Buccaneers	8	4	0	.667	331	250	0	0	—			0	0	0
Tennessee Titans ⁹	27	15	1	.643	1,108	944	1	3	.250	50	57	7	3	0
Washington Football Team ¹⁰	4	7	0	.364	239	268	0	0	—			1	0	0
ALL-TIME TOTALS	458	462	11	.498	20,777	20,165	12	18	.400	583	684	136	125	4

Note: Prior to 1972, tie games were not included in winning percentage.

- 1—Known as St. Louis Cardinals (1960-87) and Phoenix Cardinals (1988-93)
- 2—Did not play from 1996-98 after relocation to Baltimore, but rejoined as an expansion franchise in 1999
- 3—Known as Baltimore Colts (1960-83)
- 4—Known as Dallas Texans (1960-62)
- 5—Known as Los Angeles Rams (1960-94 and 2016-present) and St. Louis Rams (1995-2015)
- 6—Known as Boston Patriots (1960-70)
- 7—Known as Titans of New York (1960-62)
- 8—Known as Oakland Raiders (1960-81 and 1995-present) and Los Angeles Raiders (1982-94)
- 9—Known as Houston Oilers (1960-96) and Tennessee Oilers (1997-98)
- 10—Known as Washington Redskins (1960-2019)

CHARGERS RECORD WHEN . . .

	-- 2020 Season --			-- 2017-Present --			-- 2000-Present --		
	Home	Road	Overall	Home	Road	Overall	Home	Road	Overall
Overall	4-4	2-5	6-9	16-16	16-15	32-31	95-73	73-94	168-167
On Grass	0-0	1-3	1-3	12-12	10-11	22-23	91-69	52-66	143-135
On Artificial Surfaces	4-4	1-2	5-6	4-4	6-4	10-8	4-4	21-28	25-32
In Indoor Stadiums	0-0	1-1	1-1	0-0	2-2	2-2	0-0	8-11	8-11
In Open-Air Stadiums	4-4	1-4	5-8	16-16	14-13	30-29	95-73	65-83	160-156
When Winning the Coin Toss	3-3	2-3	5-6	10-9	7-6	17-15	56-31	37-44	93-75
When Losing the Coin Toss	1-1	0-2	1-3	7-7	9-9	16-16	40-41	36-50	76-91
When Receiving the Opening Kick	2-2	0-3	2-5	8-11	9-10	17-21	49-38	33-49	82-87
vs. Division Opponents*	1-2	1-1	2-3	4-8	5-6	9-14	34-31	26-38	60-69
vs. AFC (since 1970 NFL-AFL merger)	3-3	2-3	5-6	11-13	12-11	23-24	70-56	56-69	126-125
vs. NFC (since 1970 NFL-AFL merger)	1-1	0-2	1-3	5-3	4-4	9-7	25-17	17-25	42-42
In August/September**	0-2	1-0	1-2	2-6	3-3	5-9	20-17	14-21	34-38
In October	1-0	0-2	1-2	4-3	4-4	8-7	23-14	16-29	39-43
In November	1-1	0-3	1-4	4-3	3-5	7-8	22-19	17-23	39-42
In December	2-1	1-0	3-1	6-4	6-3	12-7	28-22	24-20	52-42
In January	0-0	0-0	0-0	0-0	0-0	0-0	2-1	2-1	4-2
During Day Games	4-4	1-4	5-8	16-13	13-11	29-24	79-58	60-81	139-139
During Night Games	0-0	1-1	1-1	0-3	3-4	3-7	16-15	13-13	29-28
Outdoor Games with a Temperature < 40° F	0-0	0-0	0-0	0-0	1-1	1-1	0-0	12-12	12-12
Outdoor Games with a Temperature > 80° F	0-0	1-1	1-1	2-4	3-1	5-5	11-11	5-5	15-15
On Thursday	0-0	1-0	1-0	0-0	3-1	3-1	4-1	4-3	8-4
On Friday	0-0	0-0	0-0	0-0	0-0	0-0	0-0	1-0	1-0
On Saturday	0-0	0-0	0-0	0-1	0-1	0-2	0-3	1-4	1-7
On Sunday/Early Games (Before 3 p.m. ET)	0-0	0-2	0-2	1-0	6-6	7-6	1-0	36-45	37-45
On Sunday/Late Afternoon Games (3-6 p.m. ET)	4-4	1-2	5-6	15-13	6-5	21-18	78-57	24-33	102-90
On Sunday/Night Games (After 6 p.m. ET)	0-0	0-0	0-0	0-1	1-0	1-1	8-5	3-4	11-9
On Monday	0-0	0-1	0-1	0-1	0-2	0-3	4-7	4-5	8-12
When Scoring First	3-1	1-1	4-2	12-4	8-3	20-7	71-30	41-26	112-56
When Opponent Scores First	1-3	1-4	2-7	4-12	8-12	12-24	24-43	32-68	56-111
In Overtime Games	0-1	1-1	1-2	1-1	1-2	2-3	4-5	6-11	10-15
When Leading after First Quarter	3-1	1-2	4-3	11-4	5-4	16-8	67-20	32-21	99-41
When Leading at Halftime	3-2	1-3	4-5	14-5	11-5	25-10	73-22	49-26	122-48
When Leading after Third Quarter	3-1	1-3	4-4	15-3	11-4	26-7	82-17	49-25	131-42
When Trailing after First Quarter	0-3	1-3	1-6	2-12	7-10	9-22	12-43	24-49	36-92
When Trailing at Halftime	0-2	1-2	1-4	0-11	5-9	5-20	12-45	20-63	32-108
When Trailing after Third Quarter	0-3	1-2	1-5	0-13	5-9	5-22	9-55	18-63	27-118
When Tied at Halftime	0-0	0-0	0-0	1-0	0-1	1-1	9-6	4-6	13-12
When Tied after the Third Quarter	1-0	0-0	1-0	1-0	0-2	1-2	4-1	6-6	10-7
When Chargers had 100-yard Rusher	0-0	0-0	0-0	1-0	4-2	5-2	32-4	32-10	64-14
When Chargers had 100-yard Receiver	2-2	0-1	2-3	9-9	5-3	14-12	39-24	25-27	64-51
When Chargers had 300-yard Passer	2-3	1-1	3-4	8-11	5-2	13-13	26-22	21-23	47-46
When Opponent had 100-yard Rusher	1-0	0-1	1-1	5-4	2-4	7-8	7-16	12-26	19-42
When Opponent had 100-yard Receiver	1-0	1-2	2-2	4-2	2-4	6-6	28-23	15-36	43-59
When Opponent had 300-yard Passer	0-1	0-2	0-3	0-2	0-5	0-7	19-12	7-30	26-42
With a Positive Turnover Margin	3-0	2-2	5-2	10-0	12-3	22-3	61-9	47-17	108-26
With a Negative Turnover Margin	0-3	0-2	0-5	1-12	1-7	2-19	14-49	15-57	29-106
With an Even Turnover Margin	1-1	0-1	1-2	5-4	3-5	8-9	18-15	11-20	29-35
With a +3 or higher Turnover Margin	0-0	0-0	0-0	2-0	1-0	3-0	14-1	12-1	26-2
With a +2 Turnover Margin	2-0	1-1	3-1	5-0	3-1	8-1	28-2	13-5	41-7
With a +1 Turnover Margin	1-0	1-1	2-1	3-0	8-2	11-2	19-7	22-11	41-18
With a -1 Turnover Margin	0-1	0-2	0-3	0-3	0-5	0-8	11-18	9-26	20-44
With a -2 Turnover Margin	0-1	0-0	0-1	1-5	1-0	2-5	3-14	5-15	8-29
With a -3 or lower Turnover Margin	0-1	0-0	0-1	0-4	0-2	0-6	2-16	1-16	3-32
When Recording 0 Takeaways	0-3	0-0	0-3	3-9	2-3	5-12	9-27	9-30	18-56
When Recording 1 Takeaway	2-1	1-4	3-5	5-6	5-7	10-13	30-27	26-34	56-61
When Recording 2-plus Takeaways	2-0	1-1	3-1	8-1	9-5	17-6	56-19	38-30	94-49
When Recording 0 Giveaways	2-0	2-1	4-1	10-2	9-1	19-3	37-7	35-7	72-14
When Recording 1 Giveaway	2-2	0-2	2-4	5-4	5-5	10-9	33-15	18-27	51-42
When Recording 2-plus Giveaways	0-2	0-2	0-4	1-10	2-9	3-19	24-52	22-58	45-111
When Recording 0 Interceptions	1-3	0-1	1-4	5-11	3-4	8-15	23-41	17-44	40-85
When Recording 1 Interception	1-0	2-4	3-4	7-4	9-9	16-13	34-23	34-40	68-63
When Recording 2-plus Interceptions	2-0	0-0	2-0	4-0	4-2	8-2	38-8	22-10	60-18
When Throwing 0 Interceptions	3-1	2-1	5-2	11-5	10-3	21-8	52-16	44-22	96-38
When Throwing 1 Interception	1-2	0-3	1-5	5-3	4-8	9-11	30-25	20-39	50-64
When Throwing 2-plus Interceptions	0-1	0-1	0-2	0-8	2-4	2-12	13-32	9-33	22-65
When Recovering 0 Fumbles	3-3	1-3	4-6	10-12	10-11	20-23	43-46	38-59	81-105
When Recovering 1 Fumble	1-1	1-2	2-3	5-4	4-4	9-8	44-22	25-28	69-50
When Recovering 2-plus Fumbles	0-0	0-0	0-0	1-0	2-0	3-0	8-5	10-7	18-13
When Losing 0 Fumbles	3-2	2-4	5-6	13-7	14-8	27-15	57-35	53-37	110-72
When Losing 1 Fumble	1-1	0-1	1-2	3-7	1-6	4-13	31-25	15-38	46-63
When Losing 2-plus Fumbles	0-1	0-0	0-1	0-2	1-1	1-3	6-14	5-19	11-33

Note: Home and Road indicate status as home or road team even in neutral site and international games.

*All games against divisional opponents from AFL West and AFC West (with exception of 1982 strike-shortened year): Cincinnati Bengals (1968-69), Dallas Texans (1960-62), Denver Broncos (1960-present), Kansas City Chiefs (1963-present), Los Angeles Raiders (1982-94), Oakland Raiders (1960-81 and 1995-present), Seattle Seahawks (1977-2001) and Tampa Bay Buccaneers (1976).

**Had one August regular-season game in team history, a 41-7 road loss to the New England Patriots on Aug. 31, 1997.

THE LAST TIME . . .

Regular season games only

RUSHING

200 Yards Rushing, Individual

CHARGERS — LaDainian Tomlinson, Dec. 28, 2003, vs. Oakland (243 yards)
 OPPONENT — Adrian Peterson, Nov. 4, 2007, at Minnesota (296 yards)

100 Yards Rushing, Individual

CHARGERS — Austin Ekeler, Dec. 8, 2019, at Jacksonville (101 yards)
 OPPONENT — James Robinson, Oct. 25, 2020, vs. Jacksonville (119 yards)

100 Yards Rushing, One Half, Individual

CHARGERS — Melvin Gordon, Oct. 29, 2017, at New England (113 yards in first half)
 OPPONENT — Marlon Mack, Sept. 8, 2019, vs. Colts (153 yards in second half)

Two 100-Yard Rushers

CHARGERS — Darren Sproles (122 yards) and LaDainian Tomlinson (116 yards), Dec. 16, 2007, vs. Detroit
 OPPONENT — Frank Gore (158 yards) and Colin Kaepernick (151 yards), Dec. 20, 2014, at San Francisco

Four Touchdowns Rushing, Individual

CHARGERS — LaDainian Tomlinson, Oct. 14, 2007, vs. Oakland (3, 27, 13, 41 yards)
 OPPONENT — Never

Three Touchdowns Rushing, Individual

CHARGERS — Melvin Gordon, Oct. 15, 2018, at Cleveland (4, 10, 11 yards)
 OPPONENT — Darrel Young, Nov. 3, 2013, at Washington (1, 1, 4 yards)

Two Touchdowns Rushing, Individual

CHARGERS — Melvin Gordon, Dec. 22, 2019, vs. Oakland (1, 1 yards)
 OPPONENT — Mike Boone, Dec. 15, 2019, vs. Minnesota (8, 2 yards)

PASSING

500 Yards Passing, Individual

CHARGERS — Philip Rivers, Oct. 18, 2015, at Green Bay (503 yards)
 OPPONENT — Never

400 Yards Passing, Individual

CHARGERS — Philip Rivers, Nov. 18, 2018, vs. Denver (401 yards)
 OPPONENT — Michael Vick, Sept. 15, 2013, at Philadelphia (428 yards)

300 Yards Passing, Individual

CHARGERS — Justin Herbert, Dec. 17, 2020, at Las Vegas (314 yards)
 OPPONENT — Tom Brady, Oct. 4, 2020, at Tampa Bay (369 yards)

Six Touchdown Passes, Individual

CHARGERS — Dan Fouts, Nov. 22, 1981, at Oakland (12, 15, 29, 4, 5, 6 yards)
 OPPONENT — Never

Five Touchdown Passes, Individual

CHARGERS — Drew Brees, Oct. 31, 2004, vs. Oakland (17, 13, 23, 5, 1 yards)
 OPPONENT — Tom Brady, Oct. 4, 2020, at Tampa Bay (3, 6, 28, 19, 9 yards)

Four Touchdown Passes, Individual

CHARGERS — Justin Herbert, Oct. 12, 2020, at New Orleans (17, 4, 3, 64 yards)
 OPPONENT — Patrick Mahomes, Sept. 9, 2018, vs. Kansas City (58, 1, 36, 1 yards)

Three Touchdown Passes, Individual

CHARGERS — Justin Herbert, Nov. 22, 2020, vs. N.Y. Jets (39, 2, 13 yards)
 OPPONENT — Drew Lock, Nov. 1, 2020, at Denver (9, 40, 1 yards)

Six Interceptions Thrown, Individual

CHARGERS — Ed Luther, Oct. 31, 1983, vs. Washington
 OPPONENT — Peyton Manning, Nov. 11, 2007, vs. Indianapolis

Five Interceptions Thrown, Individual

CHARGERS — Craig Whelihan, Dec. 13, 1998, at Seattle
 OPPONENT — Nathan Peterman, Nov. 19, 2017, vs. Buffalo

Four Interceptions Thrown, Individual

CHARGERS — Philip Rivers, Nov. 18, 2019, vs. Kansas City
 OPPONENT — Nathan Peterman, Nov. 19, 2017, vs. Buffalo

RECEIVING

10 or More Receptions, Individual

CHARGERS — Keenan Allen, Nov. 22, 2020, vs. N.Y. Jets (16 receptions)
 OPPONENT — Robert Woods, Sept. 23, 2018, at L.A. Rams (10 receptions)

200 Yards Receiving, Individual

CHARGERS — Malcom Floyd, Oct. 10, 2010, at Oakland (213 yards)
 OPPONENT — Chad Johnson, Nov. 12, 2006, at Cincinnati (260 yards)

100 Yards Receiving, Individual

CHARGERS — Keenan Allen, Nov. 22, 2020, vs. N.Y. Jets (145 yards)
 OPPONENT — Darren Waller, Dec. 17, 2020, at Las Vegas (150 yards)

100 Yards Receiving, One Half, Individual

CHARGERS — Keenan Allen, Nov. 22, 2020, vs. N.Y. Jets (108 yards in 1st half)
 OPPONENT — Antonio Brown, Dec. 2, 2018, at Pit. (117 yards in 1st half)

Two 100-Yard Receivers

CHARGERS — Keenan Allen (108 yards) and Melvin Gordon (102 yards), Sept. 9, 2018, vs. Kansas City
 OPPONENT — Emmanuel Sanders (120 yards) and Demaryius Thomas (105 yards), Oct. 23, 2014, at Denver

Five Touchdown Receptions, Individual

CHARGERS — Kellen Winslow, Nov. 22, 1981, at Oakland (15, 29, 4, 5, 3 yards)
 OPPONENT — Never

Four Touchdown Receptions, Individual

CHARGERS — Kellen Winslow, Nov. 22, 1981, at Oakland (15, 29, 4, 5, 3 yards)
 OPPONENT — Daryl Turner, Sept. 15, 1985, vs. Seattle (34, 15, 30, 7 yards)

Three Touchdown Receptions, Individual

CHARGERS — Danny Woodhead, Dec. 20, 2015, vs. Miami (20, 9, 9 yards)
 OPPONENT — Emmanuel Sanders, Oct. 23, 2014, at Denver (2, 31, 3 yards)

Two Touchdown Receptions, Individual

CHARGERS — Mike Williams, Oct. 12, 2020, at New Orleans (4, 64 yards)
 OPPONENT — Courtland Sutton, Dec. 1, 2019, at Denver (26, 5 yards)

COMBINATION

100 Yards Rushing and Receiving, Individual

CHARGERS — Austin Ekeler, Dec. 8, 2019, at Jacksonville (101 yards rushing, 112 yards receiving)
 OPPONENT — Essex Johnson, Sept. 30, 1973, vs. Cincinnati (121 yards rushing, 116 yards receiving)

300-Yard Passer, 100-Yard Rusher and 100-Yard Receiver

CHARGERS — Philip Rivers (314 yards passing), Austin Ekeler (101 yards rushing) and Austin Ekeler (112 yards receiving), Dec. 8, 2019, at Jacksonville
 OPPONENT — Tom Brady (369 yards passing), Ronald Jones II (111 yards rushing) and Mike Evans (122 yards receiving), Oct. 4, 2020, at Tampa Bay

INTERCEPTIONS

Four Interceptions, Individual

CHARGERS — Never
 OPPONENT — Kwamie Lassiter, Dec., 17, 1998, at Arizona

Three Interceptions, Individual

CHARGERS — Antonio Cromartie, Nov. 11, 2007, vs. Indianapolis
 OPPONENT — Kwamie Lassiter, Dec., 17, 1998, at Arizona

Two Interceptions, Individual

CHARGERS — Desmond King, Oct 15, 2018, at Cleveland
 OPPONENT — Erik Harris, Nov. 7, 2019, at Oakland

Interception Returned for Touchdown

CHARGERS — Tevaughn Campbell, Nov. 22, 2020, vs. N.Y. Jets (6 yards; Joe Flacco, passer)
 OPPONENT — Erik Harris, Nov. 7, 2019, at Oakland (56 yards; Philip Rivers, passer)

SACKS

Five Sacks, Individual

CHARGERS — Leslie O'Neal, Nov. 16, 1986, vs. Dallas
OPPONENT — Never

Four-and-One-Half Sacks, Individual

CHARGERS — Leslie O'Neal, Nov. 16, 1986, vs. Dallas
OPPONENT — Hugh Douglas, Oct. 18, 1998, vs. Philadelphia

Four Sacks, Individual

CHARGERS — Antwan Barnes, Dec. 18, 2011, vs. Baltimore
OPPONENT — Justin Houston, Dec. 28, 2014, at Kansas City

Three-and-One-Half Sacks, Individual

CHARGERS — Kendall Reyes, Dec. 23, 2012, at New York Jets
OPPONENT — Justin Houston, Dec. 28, 2014, at Kansas City

Three Sacks, Individual

CHARGERS — Joey Bosa, Nov. 29, 2020, at Buffalo
OPPONENT — Dee Ford, Dec. 13, 2015, at Kansas City

Two-and-One-Half Sacks, Individual

CHARGERS — Joey Bosa, Nov. 29, 2020, at Buffalo
OPPONENT — Clelin Ferrell, Nov. 7, 2019, at Oakland

Two Sacks, Individual

CHARGERS — Joey Bosa, Nov. 29, 2020, at Buffalo
OPPONENT — Derek Wolfe, Dec. 1, 2019, at Denver

TOUCHDOWNS

Five Touchdowns, Individual

CHARGERS — Kellen Winslow, Nov. 22, 1981, at Oakland
(15-, 29-, 4-, 5-, 3-yard receptions)
OPPONENT — Never

Four Touchdowns, Individual

CHARGERS — Danny Woodhead, Dec. 20, 2015, vs. Miami
(2-yard run; 20-, 9-, 9-yard receptions)
OPPONENT — Harvey Williams, Nov. 16, 1997, vs. Oakland
(1-, 1-yard runs; 8-, 32-yard receptions)

Three Touchdowns, Individual

CHARGERS — Austin Ekeler, Sept. 8, 2019, vs. Colts
(1-, 55-yard receptions; 7-yard run)
OPPONENT — Tyreek Hill, Sept. 9, 2018, vs. Kansas City
(91-yard punt return; 58-, 1-yard receptions)

FIELD GOALS/PATS

Six Field Goals Made, Individual

CHARGERS — Greg Davis, Oct. 5, 1997, at Oakland (30, 22, 38, 43, 33, 33 yards)
OPPONENT — Phil Dawson, Nov. 5, 2006, vs. Cleveland (37, 20, 42, 30, 36, 35 yards)

Five Field Goals Made, Individual

CHARGERS — Nate Kaeding, Sept. 10, 2012, at Oakland (23, 28, 19, 41, 45 yards)
OPPONENT — Joey Slye, Sept. 27, 2020, vs. Carolina (29, 24, 30, 22, 31 yards)

Four Field Goals Made, Individual

CHARGERS — Michael Badgley, Dec. 27, 2020 vs. Denver (37, 43, 25, 37 yards)
OPPONENT — Dan Bailey, Dec. 15, 2019, vs. Minnesota (26, 44, 38, 27 yards)

50-Yard Field Goal, Individual

CHARGERS — Michael Badgley, Nov. 1, 2020, at Denver (52 yards)
OPPONENT — Brandon McManus, Dec. 27, 2020, vs. Denver (50, 52 yards)

Blocked Field-Goal Attempt

CHARGERS — Darrell Stuckey, Nov. 23, 2014, vs. St. Louis
(46-yard Greg Zuerlein attempt)
OPPONENT — Cody Davis, Dec. 6, 2020, vs. New England
(58-yard Michael Badgley attempt)

Two-Point Conversion

CHARGERS — Keenan Allen (Herbert), Nov. 29, 2020, at Buffalo
OPPONENT — Mecole Hardman (Mahomes), Sept. 20, 2020, vs. Kansas City

Point After Touchdown Missed

CHARGERS — Michael Badgley, Nov. 29, 2020, at Buffalo
(First attempt, wide left)
OPPONENT — Sam Ficken, Nov. 22, 2020, vs. N.Y. Jets
(Twice, first and third att.)

Blocked Point After Touchdown

CHARGERS — Isaac Rochell, Sept. 27, 2020, vs. Carolina (J.Slye, first attempt)
OPPONENT — Denico Autry, Dec. 31, 2017, vs. Oakland (Nick Rose, third attempt)

PUNTING

80-Yard Punt

CHARGERS — Never
OPPONENT — Dustin Colquitt, Dec. 2, 2007, at Kansas City (81 yards)

70-Yard Punt

CHARGERS — Mike Scifres, Sept. 21, 2014, at Buffalo (72 yards)
OPPONENT — Kevin Huber, Sept. 13, 2020, at Cincinnati (70 yards)

60-Yard Punt

CHARGERS — Ty Long, Oct. 4, 2020, at Tampa Bay (61 yards)
OPPONENT — Jake Bailey, Dec. 6, 2020, vs. New England (65 yards)

Blocked Punt

CHARGERS — Jeremiah Attaochu, Sept. 8, 2014, at Arizona (Drew Butler, punter)
OPPONENT — Henry Anderson, Nov. 22, 2020, vs. N.Y. Jets (Ty Long, punter)

10 or More Punts, Individual

CHARGERS — Drew Kaser, Nov. 12, 2017, at Jacksonville (10 punts for 485 yds)
OPPONENT — Chad Stanley, Sept. 15, 2002, vs. Houston (10 punts for 406 yds)

No Punts

CHARGERS — Sept. 29, 2019, at Miami Dolphins
OPPONENT — Nov. 7, 1976, vs. Baltimore Colts

OTHER SPECIAL TEAMS

Kickoff Returned for Touchdown

CHARGERS — Michael Spurlock, Dec. 30, 2012, vs. Oakland (99 yards)
OPPONENT — Percy Harvin, Sept. 11, 2011, vs. Minnesota (103 yards)

Punt Returned for Touchdown

CHARGERS — Desmond King, Oct. 6, 2019, vs. Broncos (68 yards)
OPPONENT — Gunner Olszewski, Dec. 6, 2020, vs. New England (70 yards)

Blocked Punt Returned for Touchdown

CHARGERS — Jacob Hester, Oct. 25, 2009, at Kansas City (Recovered in end zone after Hester blocked Dustin Colquitt punt)
OPPONENT — Daniel Thomas, Oct. 25, 2020, vs. Jacksonville (Recovered own blocked Ty Long punt, returned recovery 16 yards for TD)

Recovered Own Outside Kick Attempt

CHARGERS — Darrell Stuckey, Nov. 18, 2012, at Denver (Nick Novak, kicker)
OPPONENT — Jonathan Grimes, Nov. 27, 2016, at Houston (Nick Novak, kicker)

OTHER DEFENSE

Shutout Posted

CHARGERS — Oct. 22, 2017, vs. Denver Broncos (21-0, Chargers win)
OPPONENT — Dec. 6, 2020, vs. New England (45-0, New England win)

Fumble Returned for Touchdown

CHARGERS — Kyle Emanuel, Dec. 30, 2018, at Denver (18 yards)
OPPONENT — Ifeadi Odenigbo, Dec. 15, 2019, vs. Minnesota (56 yards)

Safety Scored

CHARGERS — Oct. 13, 2016, vs. Denver (Penalty on Russell Okung in end zone)
OPPONENT — Nov. 22, 2020, vs. N.Y. Jets (Ty Long ran OB, back of end zone)

MISCELLANEOUS

No Penalties

CHARGERS — Oct. 9, 2011, at Denver
OPPONENT — Dec. 4, 2005, vs. Oakland

Game Without Touchdown

CHARGERS — Dec. 6, 2020, vs. New England
OPPONENT — Oct. 22, 2017, vs. Denver

50 Points, Game

CHARGERS — 54, Nov. 19, 2017, vs. Buffalo
OPPONENT — 57, Oct. 1, 2000, at St. Louis

40 Points, Game

CHARGERS — 45, Nov. 25, 2018, vs. Arizona
OPPONENT — 45, Nov. 6, 2011, vs. Green Bay

600 Yards Total Offense, Game

CHARGERS — 661, Dec. 20, 1982, vs. Cincinnati
OPPONENT — 614, Oct. 1, 2000 at St. Louis

500 Yards Total Offense, Game

CHARGERS — 525, Dec. 8, 2019, at Jacksonville
OPPONENT — 521, Sep. 23, 2018, at Rams

STANDINGS || CAPTAINS || TIME SPENT IN LEAD

2020 NFL STANDINGS

AFC East

Team	W	L	T	Pct.	PF	PA	Home	Road	Div	AFC	NFC
y-Buf.	12	3	0	.800	445	349	6-1	6-2	5-0	9-2	3-1
Mia.	10	5	0	.667	378	282	5-3	5-2	3-2	7-4	3-1
N.E.	6	9	0	.400	298	339	4-3	2-6	2-3	5-6	1-3
NYJ	2	13	0	.133	229	429	1-7	1-6	0-5	1-10	1-3

AFC North

Team	W	L	T	Pct.	PF	PA	Home	Road	Div	AFC	NFC
y-Pit.	12	3	0	.800	394	288	7-1	5-2	4-1	9-2	3-1
Bal.	10	5	0	.667	430	300	5-3	5-2	3-2	6-5	4-0
Cle.	10	5	0	.667	384	397	5-2	5-3	2-3	6-5	4-0
Cin.	4	10	1	.300	308	386	3-4	1-6-1	1-4	4-7	0-3-1

AFC South

Team	W	L	T	Pct.	PF	PA	Home	Road	Div	AFC	NFC
Ten.	10	5	0	.667	450	401	5-3	5-2	4-1	7-4	3-1
Ind.	10	5	0	.667	423	348	5-2	5-3	3-2	6-5	4-0
Hou.	4	11	0	.267	346	423	2-5	2-6	2-3	3-8	1-3
Jax.	1	14	0	.067	292	464	1-7	0-7	1-4	1-10	0-4

AFC West

Team	W	L	T	Pct.	PF	PA	Home	Road	Div	AFC	NFC
z-K.C.	14	1	0	.933	452	324	6-1	8-0	4-1	10-1	4-0
L.V.	7	8	0	.467	402	447	2-6	5-2	3-2	5-6	2-2
LAC	6	9	0	.400	346	405	4-4	2-5	2-3	5-6	1-3
Den.	5	10	0	.333	292	414	2-5	3-5	1-4	4-7	1-3

NFC East

Team	W	L	T	Pct.	PF	PA	Home	Road	Div	NFC	AFC
Was.	6	9	0	.400	315	315	3-5	3-4	3-2	4-7	2-2
Dal.	6	9	0	.400	376	450	4-4	2-5	2-3	5-6	1-3
NYG	5	10	0	.333	257	338	2-5	3-5	3-2	4-7	1-3
Phi.	4	10	1	.300	320	398	3-3-1	1-7	2-3	4-7	0-3-1

NFC North

Team	W	L	T	Pct.	PF	PA	Home	Road	Div	NFC	AFC
y-G.B.	12	3	0	.800	474	353	7-1	5-2	4-1	9-2	3-1
Chi.	8	7	0	.533	356	335	3-4	5-3	2-3	6-5	2-2
Min.	6	9	0	.400	393	440	3-5	3-4	3-2	4-7	2-2
Det.	5	10	0	.333	342	482	1-6	4-4	1-4	4-7	1-3

NFC South

Team	W	L	T	Pct.	PF	PA	Home	Road	Div	NFC	AFC
y-N.O.	11	4	0	.733	449	330	6-2	5-2	5-0	9-2	2-2
x-T.B.	10	5	0	.667	448	328	4-3	6-2	3-2	7-4	3-1
Car.	5	10	0	.333	343	369	2-5	3-5	1-4	4-7	1-3
Atl.	4	11	0	.267	369	370	2-6	2-5	1-4	2-9	2-2

NFC West

Team	W	L	T	Pct.	PF	PA	Home	Road	Div	NFC	AFC
y-Sea.	11	4	0	.733	433	348	7-1	4-3	3-2	8-3	3-1
LAR	9	6	0	.600	354	289	5-2	4-4	2-3	8-3	1-3
Ari.	8	7	0	.533	403	349	4-4	4-3	2-3	6-5	2-2
S.F.	6	9	0	.400	353	364	1-6	5-3	3-2	4-7	2-2

z—Clinched Division and No. 1 Seed (First-Round Bye)

y—Clinched Division

x—Clinched Playoff Berth

TEAM CAPTAINS

CB Casey Hayward Jr., TE Hunter Henry, DE Melvin Ingram III, C Mike Pouncey and QB Tyrod Taylor were named season-long captains prior to Week 1. After Pouncey was placed on injured reserve on Sept. 17, P Ty Long was selected as a replacement. An additional player is named as an honorary captain by the coaching staff for select games. Below is a list of honorary captains for each game in 2020:

Date	Opponent	Honorary Captain(s)
Sept. 13	at Cincinnati	WR Keenan Allen
Sept. 20	Kansas City	S Rayshawn Jenkins
Sept. 27	Carolina	TE Hunter Henry
Oct. 4	at Tampa Bay	NT Linval Joseph
Oct. 12	at New Orleans	S Rayshawn Jenkins
Oct. 25	Jacksonville	DT Linval Joseph
Nov. 1	at Denver	None
Nov. 8	Las Vegas	None
Nov. 15	at Miami	LB Nick Vigil
Nov. 22	N.Y. Jets	None
Nov. 29	at Buffalo	None
Dec. 6	New England	None
Dec. 13	Atlanta	None
Dec. 17	at Las Vegas	None
Dec. 27	Denver	None
Jan. 3	at Kansas City	

TIME SPENT IN THE LEAD

Date	Opponent	Res.	Time with Chargers	
			Leading	Trailing
Sept. 13	at Cincinnati	W, 16-13	8:56	35:01
Sept. 20	Kansas City	L, 23-20 (OT)	56:23	0:00
Sept. 27	Carolina	L, 21-16	6:03	48:17
Oct. 4	at Tampa Bay	L, 38-31	36:58	13:43
Oct. 12	at New Orleans	L, 30-27 (OT)	42:53	0:51
Oct. 25	Jacksonville	W, 39-29	44:30	8:54
Nov. 1	at Denver	L, 31-30	31:48	23:14
Nov. 8	Las Vegas	L, 31-26	1:47	39:51
Nov. 15	at Miami	L, 29-21	0:00	57:54
Nov. 22	N.Y. Jets	W, 34-28	48:20	5:45
Nov. 29	at Buffalo	L, 27-17	0:00	57:26
Dec. 6	New England	L, 45-0	0:00	52:50
Dec. 13	Atlanta	W, 20-17	3:36	20:15
Dec. 17	at Las Vegas	W, 30-27 (OT)	22:48	16:58
Dec. 27	Denver	W, 19-16	55:52	0:00
Jan. 3	at Kansas City			
Season Total			5:59:54	6:20:59
Season Average			23:59	25:23

WEEKLY RANKINGS

2020 WEEKLY NFL RANKINGS

Week	Opp.	Offense			Defense		
		Total	Rush	Pass	Total	Rush	Pass
1	at Cin	18	5	23	8	16	5
2	KC	7	6	12	14	18	12
3	Car	6	6	8	8	11	9
4	at TB	6	12	7	19	T-14	25
5	at NO	12	11	11	19	11	28
6	BYE	9	12	8	22	9	29
7	Jax	4	13	5	19	14	23
8	at Den	2	8	6	18	12	T-21
9	LV	2	8	5	14	15	16
10	at Mia	4	9	7	12	16	16
11	NYJ	3	T-10	3	11	15	12
12	at Buf	3	T-11	2	12	18	10
13	NE	7	15	4	9	23	5
14	Atl	8	16	4	9	21	7
15	at LV	7	18	5	10	22	7
16	Den	8	18	6	12	21	9
17	at KC						
Chargers in 2019		10	28	6	6	18	5
Chargers in 2018		11	15	10	9	9	9
Chargers in 2017		4	24	1	15	31	3
Chargers in 2016		14	26	8	16	10	20
Chargers in 2015		9	31	4	20	27	T-14
Chargers in 2014		18	30	10	9	26	4
Chargers in 2013		5	13	4	23	12	29
Chargers in 2012		31	27	24	9	6	18
Chargers in 2011		6	16	6	16	20	13
Chargers in 2010		1	15	2	1	4	1
Chargers in 2009		10	31	5	16	20	11
Chargers in 2008		11	20	7	25	11	31
Chargers in 2007		20	7	26	14	16	14
Chargers in 2006		4	2	16	10	7	13
Chargers in 2005		10	9	12	13	1	28
Chargers in 2004		10	6	16	18	3	31
Chargers in 2003		14	6	19	27	T-25	21
Chargers in 2002		16	8	22	30	11	32

2020 REGULAR-SEASON RANKINGS

LOS ANGELES CHARGERS (Team)

Category	NFL	AFC
Turnover Margin (+2)	T-14	T-8
Points Scored (23.1)	T-21	T-10
Points Allowed (27.0)	24	11
Total Offense (379.8)	8	4
Rushing (109.9)	18	9
Passing (269.9)	6	4
Total Defense (348.5)	12	5
vs. Rush (124.4)	21	10
vs. Pass (224.1)	9	4
Third-Down Offense (44.24%)	9	7
Third-Down Defense (42.56%)	20	9
Red-Zone Offense (56.00%)	21	10
Red-Zone Defense (55.78%)	T-7	4

LOS ANGELES CHARGERS (Individual)

Category	NFL	AFC
Passing		
Rating: Justin Herbert (96.3)	14	8
Yards: Justin Herbert (4,034)	7	4
Touchdowns: Justin Herbert (28)	10	6
Rushing		
Attempts: Joshua Kelley (111)	41	22
Yards: Austin Ekeler (512)	39	19
Touchdowns: Justin Herbert (4)	T-41	T-16
Receiving		
Receptions: Keenan Allen (100)	T-5	3
Yards: Keenan Allen (992)	15	5
Touchdowns: Keenan Allen (8)	T-10	T-4
Defense		
Total Tackles: Kenneth Murray Jr. (104)	T-29	14
Solo Tackles: Kenneth Murray Jr. (67)	T-33	T-18
INTs: Michael Davis (3)	T-14	T-8
Sacks: Joey Bosa (7.5)	T-24	T-7

GAME-BY-GAME STARTERS

OFFENSIVE STARTERS

		WR	WR	TE	LT	LG	C	RG	RT	QB	RB	FB	3WR	2TE
Sept. 13	at Cin	K.Allen	M.Williams	H.Henry	S.Tevi	F.Lamp	D.Feeney	T.St. Louis	B.Bulaga	T.Taylor	A.Ekeler	—	J.Guyton	—
Sept. 20	KC	K.Allen	—	H.Henry	S.Tevi	F.Lamp	D.Feeney	T.Turner	B.Bulaga	J.Herbert	A.Ekeler	G.Nabers	—	V.Green
Sept. 27	Car	K.Allen	M.Williams	H.Henry	S.Tevi	F.Lamp	D.Feeney	T.St. Louis	B.Bulaga	J.Herbert	A.Ekeler	—	J.Guyton	—
Oct. 4	at TB	K.Allen	J.Guyton	H.Henry	S.Tevi	F.Lamp	D.Feeney	R.Groy	T.Pipkins III	J.Herbert	A.Ekeler	—	—	V.Green
Oct. 12	at NO	K.Allen	—	H.Henry	S.Tevi	F.Lamp	D.Feeney	R.Groy	T.Pipkins III	J.Herbert	J.Jackson	G.Nabers	J.Guyton	—
Oct. 25	Jax	M.Williams	—	H.Henry	S.Tevi	F.Lamp	D.Feeney	R.Groy	T.Pipkins III	J.Herbert	J.Jackson	G.Nabers	—	V.Green
Nov. 1	at Den	K.Allen	M.Williams	H.Henry	S.Tevi	F.Lamp	D.Feeney	C.Toner	B.Bulaga	J.Herbert	J.Jackson	—	—	D.Parham
Nov. 8	LV	K.Allen	M.Williams	H.Henry	S.Tevi	F.Lamp	D.Feeney	C.Toner	B.Bulaga	J.Herbert	J.Jackson	—	J.Guyton	—
Nov. 15	at Mia	K.Allen	M.Williams	H.Henry	S.Tevi	F.Lamp	D.Feeney	T.Turner	B.Bulaga	J.Herbert	K.Ballage	—	—	D.Parham
Nov. 22	NYJ	M.Williams	—	H.Henry	S.Tevi	F.Lamp	D.Feeney	T.Turner	B.Bulaga	J.Herbert	K.Ballage	S.Anderson (3TE)	—	D.Parham
Nov. 29	at Buf	K.Allen	M.Williams	H.Henry	S.Tevi	F.Lamp	D.Feeney	T.Turner	T.Pipkins III	J.Herbert	A.Ekeler	—	J.Guyton	—
Dec. 6	NE	K.Allen	M.Williams	H.Henry	S.Norton	F.Lamp	D.Feeney	T.Turner	B.Bulaga	J.Herbert	A.Ekeler	G.Nabers	—	—
Dec. 13	Atl	K.Allen	M.Williams	H.Henry	S.Tevi	F.Lamp	D.Feeney	T.Turner	B.Bulaga	J.Herbert	A.Ekeler	G.Nabers	—	—
Dec. 19	at LV	K.Allen	M.Williams	H.Henry	S.Tevi	F.Lamp	D.Feeney	T.Turner	S.Norton	J.Herbert	A.Ekeler	—	J.Guyton	—
Dec. 27	Den	J.Guyton	M.Williams	D.Parham	S.Tevi	F.Lamp	D.Feeney	T.Turner	B.Bulaga	J.Herbert	K.Ballage	—	—	S.Anderson
Jan. 3	at KC													

DEFENSIVE STARTERS

		DE	NT	DT	DE	LB	LB	LB	LCB	RCB	S	S	3CB	3S
Sept. 13	at Cin	J.Bosa	L.Joseph	J.Jones	M.Ingram	D.Tranquill	K.Murray Jr.	—	M.Davis	C.Hayward	R.Jenkins	D.King II	C.Harris Jr.	—
Sept. 20	KC	J.Bosa	L.Joseph	J.Jones	M.Ingram	K.White	K.Murray Jr.	—	C.Hayward	M.Davis	R.Jenkins	N.Adderley	C.Harris Jr.	—
Sept. 27	Car	J.Bosa	L.Joseph	J.Tillery	U.Nwosu	K.White	K.Murray Jr.	—	M.Davis	C.Hayward	R.Jenkins	N.Adderley	C.Harris Jr.	—
Oct. 4	at TB	J.Bosa	L.Joseph	J.Tillery	U.Nwosu	K.White	K.Murray Jr.	—	M.Davis	C.Hayward	R.Jenkins	N.Adderley	D.King II	—
Oct. 12	at NO	I.Rochell	L.Joseph	J.Tillery	U.Nwosu	K.White	K.Murray Jr.	—	M.Davis	C.Hayward	R.Jenkins	N.Adderley	D.King II	—
Oct. 25	Jax	J.Bosa	L.Joseph	J.Jones	M.Ingram	D.Perryman	K.Murray Jr.	K.White	M.Davis	C.Hayward	R.Jenkins	N.Adderley	—	—
Nov. 1	at Den	J.Bosa	L.Joseph	J.Tillery	M.Ingram	D.Perryman	K.Murray Jr.	K.White	M.Davis	C.Hayward	R.Jenkins	N.Adderley	—	—
Nov. 8	LV	J.Tillery	L.Joseph	J.Jones	M.Ingram	K.White	K.Murray Jr.	—	M.Davis	C.Hayward	R.Jenkins	N.Adderley	T.Campbell	—
Nov. 15	at Mia	J.Tillery	L.Joseph	J.Jones	M.Ingram	D.Square (NT)	K.Murray Jr.	K.White	U.Nwosu (DE)	J.Tillery (DT)	R.Jenkins	N.Adderley	I.Rochell (DE)	—
Nov. 22	NYJ	J.Bosa	L.Joseph	J.Jones	M.Ingram	D.Perryman	K.Murray Jr.	—	M.Davis	C.Hayward	R.Jenkins	N.Adderley	T.Campbell	—
Nov. 29	at Buf	J.Bosa	L.Joseph	J.Jones	J.Tillery	D.Perryman	K.Murray Jr.	—	M.Davis	T.Campbell	R.Jenkins	N.Adderley	C.Harris Jr.	—
Dec. 6	NE	J.Bosa	L.Joseph	J.Jones	J.Tillery	N.Vigil	K.Murray Jr.	—	M.Davis	C.Hayward	R.Jenkins	N.Adderley	C.Harris Jr.	—
Dec. 13	Atl	J.Bosa	L.Joseph	J.Jones	I.Rochell	K.White	K.Murray Jr.	—	M.Davis	C.Hayward	R.Jenkins	N.Adderley	C.Harris Jr.	—
Dec. 17	at LV	J.Tillery	L.Joseph	J.Jones	I.Rochell	K.White	K.Murray Jr.	N.Vigil	C.Harris Jr.	C.Hayward	R.Jenkins	J.Watkins	—	—
Dec. 27	Den	J.Tillery	L.Joseph	J.Jones	I.Rochell	D.Perryman	K.Murray Jr.	—	M.Davis	C.Hayward	R.Jenkins	N.Adderley	C.Harris Jr.	—
Jan. 3	at KC													

WEEKLY INACTIVES

Sept. 13	at Cincinnati:	Jason Moore, Tevaughn Campbell, Mike Pouncey, Trai Turner, Storm Norton, Donald Parham Jr., Cortez Broughton.
Sept. 20	Kansas City:	Jason Moore, Justin Jackson, Tevaughn Campbell, Storm Norton, Donald Parham Jr., Cortez Broughton.
Sept. 27	Carolina:	Tyrod Taylor, Jason Moore, Justin Jackson, Nick Vigil, Trai Turner, Storm Norton, Donald Parham Jr.
Oct. 4	at Tampa Bay:	Tyrod Taylor, Joe Reed, Jahleel Addae, Trai Turner, Storm Norton, Bryan Bulaga, Mike Williams.
Oct. 12	at New Orleans:	Tyrod Taylor, Jason Moore, Joe Reed, Jahleel Addae, Trai Turner, Bryan Bulaga, Joe Gaziano.
Oct. 25	Jacksonville:	Tyrod Taylor, Alohi Gilman, Trai Turner, Storm Norton, Bryan Bulaga, KJ Hill Jr., Cortez Broughton.
Nov. 1	at Denver:	Tyrod Taylor, Desmond King II, Trai Turner, Storm Norton, Tyron Johnson, Cortez Broughton.
Nov. 8	Las Vegas:	Easton Stick, Troymaine Pope, Trai Turner, Storm Norton, Jesse Lemonier, Joey Bosa.
Nov. 15	at Miami:	Easton Stick, Tyree St. Louis, Storm Norton, Jessie Lemonier, Joey Bosa.
Nov. 22	N.Y. Jets:	Easton Stick, Emeke Egbule, Tyree St. Louis, Storm Norton, Jessie Lemonier, Cortez Broughton.
Nov. 29	at Buffalo:	Easton Stick, Casey Hayward Jr., Kalen Ballage, Uchenna Nwosu, Tyree St. Louis, Storm Norton, Cortez Broughton.
Dec. 6	New England:	Easton Stick, Joe Reed, Troymaine Pope, Denzel Perryman, Sam Tevi, Tyree St. Louis, Cortez Broughton.
Dec. 13	Atlanta:	Easton Stick, Joe Reed, Joshua Kelley, Troymaine Pope, Denzel Perryman, Tyree St. Louis.
Dec. 17	at Las Vegas:	Easton Stick, Joe Reed, Justin Jackson, Nasir Adderley, Emeke Egbule, Denzel Perryman, Bryan Bulaga.
Dec. 27	Denver:	Easton Stick, Keenan Allen, Joshua Kelley, Tyree St. Louis, Trey Pipkins III, Joey Bosa.
Jan. 3	at Kansas City:	

SEASON TOTALS

Name	No.	Name	No.	Name	No.	Name	No.
Storm Norton	10	Justin Jackson	3	Keenan Allen	1	Mike Pouncey	1
Easton Stick	8	Jesse Lemonier	3	Kalen Ballage	1	Sam Tevi	1
Cortez Broughton	7	Donald Parham Jr.	3	Joe Gaziano	1	Nick Vigil	1
Tyree St. Louis	7	Denzel Perryman	3	Alohi Gilman	1	Mike Williams	1
Trai Turner	7	Troymaine Pope	3	Casey Hayward Jr.	1		
Tyrod Taylor	6	Jahleel Addae	2	KJ Hill Jr.	1		
Joe Reed	5	Tevaughn Campbell	2	Tyron Johnson	1		
Bryan Bulaga	4	Emeke Egbule	2	Desmond King II	1		
Jason Moore	4	Joshua Kelley	2	Uchenna Nwosu	1		
Joey Bosa	3	Nasir Adderley	1	Trey Pipkins III	1		

CHARGERS AND OPPONENT WEEKLY LEADERS

REGULAR-SEASON WEEKLY LEADERS, LOS ANGELES CHARGERS

		Scoring		Pass Yds.	Carries	Rush Yds.	Catches	Rec. Yds.	Tackles (Solo)	Sacks							
Sept. 13	at Indianapolis:	M.Badgley	10	T.Taylor	208	A.Ekeler	19	A.Ekeler	84	H.Henry	5	H.Henry	73	C.Hayward Jr.	12 (12)	3 tied with	1.0
Sept. 20	Kansas City:	M.Badgley	8	J.Herbert	311	J.Kelley	23	A.Ekeler	93	K.Allen	7	K.Allen	96	K.Murray Jr.	10 (4)	J.Bosa	1.0
Sept. 27	Carolina:	2 tied with	6	J.Herbert	330	A.Ekeler	12	A.Ekeler	59	K.Allen	13	K.Allen	132	K.White	11 (8)	2 tied with	1.0
Oct. 4	at Tampa Bay:	M.Badgley	7	J.Herbert	290	J.Kelley	9	J.Herbert	14	K.Allen	8	J.Guyton	72	K.White	10 (8)	None	—
Oct. 12	at New Orleans:	M.Williams	12	J.Herbert	264	J.Jackson	15	J.Jackson	71	Williams/Jackson	5	M.Williams	109	K.White	15 (10)	2 tied with	1.0
Oct. 25	Jacksonville:	M.Badgley	9	J.Herbert	347	J.Kelley	12	J.Herbert	66	K.Allen	10	K.Allen	125	R.Jenkins	8 (7)	U.Nwosu	1.5
Nov. 1	at Denver:	M.Badgley	12	J.Herbert	278	J.Jackson	17	J.Jackson	89	K.Allen	9	M.Williams	99	R.Jenkins	7 (6)	2 tied with	1.0
Nov. 8	Las Vegas:	M.Badgley	8	J.Herbert	326	K.Ballage	15	K.Ballage	69	K.Allen	9	K.Allen	103	R.Jenkins	6 (4)	J.Tillery	1.0
Nov. 15	at Miami:	3 tied with	6	J.Herbert	187	K.Ballage	18	K.Ballage	68	K.Ballage	5	K.Allen	39	N.Adderley	8 (8)	None	—
Nov. 22	N.Y. Jets:	M.Badgley	10	J.Herbert	366	K.Ballage	16	K.Ballage	44	K.Allen	16	K.Allen	145	R.Jenkins	7 (5)	D.Perryman	1.0
Nov. 29	at Buffalo:	K.Allen	8	J.Herbert	316	A.Ekeler	14	A.Ekeler	44	A.Ekeler	11	A.Ekeler	85	R.Jenkins	11 (8)	J.Bosa	3.0
Dec. 6	New England:	None	—	J.Herbert	209	A.Ekeler	8	A.Ekeler	36	K.Allen	5	K.Allen	48	K.Murray Jr.	14 (12)	K.Murray Jr.	1.0
Dec. 13	Atlanta:	M.Badgley	8	J.Herbert	243	A.Ekeler	15	A.Ekeler	79	Allen/Ekeler	9	A.Ekeler	67	K.White	7 (5)	2 tied with	1.0
Dec. 17	at Las Vegas:	6 tied with	6	J.Herbert	314	A.Ekeler	13	A.Ekeler	60	H.Henry	5	J.Guyton	91	N.Vigil	9 (6)	N.Vigil	1.0
Dec. 27	Denver:	M.Badgley	12	J.Herbert	253	A.Ekeler	10	A.Ekeler	45	2 tied with	4	M.Williams	54	K.Murray Jr.	9 (7)	N.Vigil	1.0
Jan. 3	at Kansas City:																

REGULAR-SEASON WEEKLY LEADERS, OPPONENT

		Scoring		Pass Yds.	Carries	Rush Yds.	Catches	Rec. Yds.	Tackles (Solo)	Sacks							
Sept. 13	at Indianapolis:	R.Bullock	7	J.Burrow	193	J.Mixon	19	J.Mixon	69	A.Green	5	A.Green	51	G.Pratt	12 (7)	2 tied with	1.0
Sept. 20	Kansas City:	H.Butker	9	P.Mahomes	302	C.Edwards-Helaire	10	P.Mahomes	54	T.Kelce	9	T.Hill	99	D.Wilson	12 (7)	2 tied with	1.0
Sept. 27	Carolina:	J.Slye	15	T.Bridgewater	235	M.Davis	13	M.Davis	46	M.Davis	8	D.Moore	65	S.Thompson	13 (8)	2 tied with	1.0
Oct. 4	at Tampa Bay:	R.Succop	8	T.Brady	369	R.Jones	20	R.Jones	111	M.Evans	7	M.Evans	122	L.David	11 (10)	2 tied with	1.0
Oct. 12	at New Orleans:	W.Lutz	12	D.Brees	325	A.Kamara	11	A.Kamara	45	E.Sanders	12	E.Sanders	122	C.Jordan	10 (5)	Hendrickson	1.5
Oct. 25	Jacksonville:	J.Robinson	14	G.Minshew II	173	J.Robinson	22	J.Robinson	119	J.Robinson	4	L.Shenault Jr.	44	J.Schobert	9 (3)	2 tied with	0.5
Nov. 1	at Denver:	B.McManus	7	D.Lock	248	M.Gordon	8	P.Lindsay	83	N.Fant	7	D.Hamilton	82	K.Jackson	12 (8)	2 tied with	1.0
Nov. 8	Las Vegas:	D.Carlson	7	D.Carr	165	J.Jacobs	14	D.Booker	68	D.Waller	5	H.Renfrow	60	N.Kwiatkoski	13 (10)	2 tied with	1.0
Nov. 15	at Miami:	J.Sanders	11	T.Tagovailoa	169	S.Ahmed	21	S.Ahmed	85	J.Grant	4	J.Grant	43	R.Davis	7 (4)	2 tied with	1.0
Nov. 22	N.Y. Jets:	4 tied with	6	J.Flacco	205	F.Gore	15	F.Gore	61	T.Johnson	4	D.Mims	71	A.Davis	12 (8)	M.Maye	1.0
Nov. 29	at Buffalo:	T.Bass	9	J.Allen	156	D.Singletary	11	D.Singletary	82	S.Diggs	7	G.Davis	79	A.Klein	14 (10)	A.Klein	1.5
Dec. 6	New England:	G.Olszewski	12	C.Newton	69	D.Harris	16	D.Harris	80	3 tied with	2	G.Olszewski	38	A.Phillips	12 (7)	2 tied with	1.0
Dec. 13	Atlanta:	2 tied with	6	M.Ryan	224	I.Smith	11	I.Smith	42	C.Ridley	8	C.Ridley	124	A.Terrell	13 (13)	F.Oluokun	1.0
Dec. 17	at Las Vegas:	D.Carlson	9	M.Mariota	226	J.Jacobs	26	M.Mariota	88	D.Waller	9	D.Waller	150	N.Kwiatkoski	10 (5)	K.Vickers	1.0
Dec. 27	Denver:	B.McManus	10	D.Lock	264	M.Gordon	16	M.Gordon	2 tied with	6	D.Hamilton	77	M.Ojemudia	7 (7)	2 tied with	1.0	
Jan. 3	at Kansas City:																

REGULAR-SEASON PLAYER PARTICIPATION

2020 Season	1	2	3	4	5	7	8	9	10	11	12	13	14	15	16	17	Season Totals			
Player	at CIN	KC	CAR	at TB	at NO	JAX	at DEN	LV	at MIA	NYJ	at BUF	NE	ATL	at LV	DEN	at KC	GP	GS	DNP	INA
Addae, Jahleel	SUB	S	SUB	INA	INA	SUB	SUB	SUB	SUB	SUB	SUB	SUB	SUB	SUB	SUB	SUB	11	0	0	2
Adderley, Nasir	SUB	S	S	S	S	S	S	S	S	S	S	S	S	INA	S	S	14	13	0	1
Allen, Keenan	WR	WR	WR	WR	WR	SUB	WR	WR	WR	WR	WR	WR	WR	WR	WR	INA	14	13	0	1
Anderson, Stephen	SUB	SUB	SUB	SUB	SUB	SUB	SUB	SUB	SUB	3TE	SUB	SUB	SUB	SUB	2TE	SUB	15	2	0	0
Autry, Lee	—	—	—	—	PS	PS	—	—	—	—	—	—	—	—	—	—	0	0	0	0
Badgley, Michael	SUB	SUB	SUB	SUB	SUB	SUB	SUB	SUB	SUB	RB	SUB	SUB	SUB	SUB	SUB	SUB	15	0	0	0
Ballage, Kalen	—	—	—	—	PS	PS	PS	PS	PS	RB	INA	SUB	SUB	SUB	SUB	SUB	7	2	0	1
Bello, B.J.	—	—	—	PS	PS	PS	PS	PS	PS	SUB	SUB	PS	SUB	SUB	SUB	SUB	5	0	0	0
Bilal, Asmar	PS	SUB	IR	IR	IR	IR	IR	IR	IR	IR	IR	IR	—	—	—	—	2	0	0	0
Bosa, Joey	DE	DE	DE	DE	SUB	DE	DE	INA	INA	DE	DE	DE	DE	SUB	INA	INA	12	10	0	3
Bradwell, Darius	PS	SUB	SUB	PS	PS	PS	PS	PS	PS	PS	PS	PS	PS	PS	PS	PS	2	0	0	0
Brannon, John	PS	PS	PS	PS	PS	PS	PS	PS	PS	PS	PS	PS	PS	PS	PS	PS	0	0	0	0
Broughton, Cortez	INA	INA	SUB	SUB	SUB	INA	INA	SUB	SUB	INA	INA	INA	SUB	SUB	SUB	SUB	8	0	0	7
Bulaga, Bryan	RT	RT	RT	INA	INA	INA	RT	RT	RT	DNP	RT	RT	INA	INA	RT	RT	10	10	1	4
Campbell, Tevaughn	INA	INA	SUB	SUB	SUB	SUB	SUB	CB	SUB	CB	SUB	SUB	SUB	SUB	SUB	SUB	13	3	0	2
Christiansen, Cole	PS	PS	PS	PS	PS	PS	PS	PS	PS	SUB	SUB	SUB	PS	PS	PS	PS	3	0	0	0
Cotton, Jeff	PS	PS	PS	PS	PS	PS	PS	PS	PS	PS	PS	PS	PS	PS	PS	PS	0	0	0	0
Davis, Michael	LCB	RCB	LCB	LCB	LCB	LCB	LCB	LCB	SUB	LCB	LCB	LCB	LCB	PS/INJ	PS/INJ	PS/INJ	15	13	0	0
Edwards, Lachlan	—	—	—	—	—	—	—	—	—	—	—	PS	PS	PS	PS	PS	0	0	0	0
Egbule, Emeke	SUB	SUB	SUB	SUB	SUB	SUB	SUB	SUB	SUB	INA	SUB	SUB	SUB	INA	SUB	SUB	13	0	0	2
Ekeler, Austin	RB	RB	RB	RB	IR	IR	IR	IR	IR	IR	RB	RB	RB	RB	RB	RB	9	9	0	0
Facyson, Brandon	SUB	SUB	SUB	SUB	SUB	SUB	SUB	COVID	COVID	COVID	SUB	SUB	SUB	SUB	SUB	SUB	12	0	0	0
Feeney, Dan	C	C	C	C	C	C	C	C	C	C	C	C	C	C	C	C	15	15	0	0
Fehoko, Breiden	PS	PS	PS	PS	PS	PS	PS	PS	PS	PS	SUB	SUB	PS	PS	PS	PS	2	0	0	0
Gaziano, Joe	PS	PS	PS	PS	INA	PS	PS	PS	PS	PS	PS	PS	PS	PS	PS	SUB	1	0	0	1
Gilliam, Nate	PS	PS	PS	PS	PS	PS	PS	PS	PS	PS	PS	PS	PS	PS	PS	PS	0	0	0	0
Gilman, Alohi	SUB	SUB	SUB	SUB	SUB	INA	SUB	SUB	SUB	SUB	SUB	SUB	SUB	SUB	SUB	SUB	14	0	0	1
Gore, Derrick	—	—	—	—	—	—	—	—	—	PS	PS	—	—	—	—	—	0	0	0	0
Green, Virgil	SUB	2TE	SUB	2TE	SUB	2TE	IR	IR	IR	IR	IR	IR	IR	IR	IR	IR	6	3	0	0
Groy, Ryan	DNP	PS	SUB	RG	RG	RG	COVID	COVID	COVID	COVID	COVID	COVID	COVID	COVID	COVID	COVID	4	3	1	0
Guyton, Jalen	WR	SUB	WR	WR	WR	SUB	SUB	WR	SUB	WR	SUB	WR	SUB	WR	WR	WR	15	8	0	0
Harris Jr., Chris	CB	CB	CB	IR	IR	IR	IR	IR	IR	CB	CB	CB	CB	LCB	CB	CB	8	8	0	0
Hayward Jr., Casey	RCB	LCB	RCB	RCB	RCB	RCB	RCB	RCB	SUB	RCB	INA	RCB	RCB	RCB	RCB	RCB	14	13	0	1
Henry, Hunter	TE	TE	TE	TE	TE	TE	TE	TE	TE	TE	TE	TE	TE	TE	TE	COVID	14	14	0	0
Herbert, Justin	DNP	QB	QB	QB	QB	QB	QB	QB	QB	QB	QB	QB	QB	QB	QB	QB	14	14	1	0
Hill Jr., KJ	SUB	SUB	SUB	SUB	SUB	INA	SUB	SUB	SUB	SUB	SUB	SUB	SUB	SUB	SUB	SUB	14	0	0	1
Hunter, Ryan	—	—	—	PS	PS	PS	PS	PS	PS	PS	PS	PS	PS	PS	PS	PS	0	0	0	0
Hurst, John	—	—	—	—	—	—	—	—	—	PS	PS	PS	PS	PS	PS	PS	0	0	0	0
Ingram III, Melvin	DE	DE	IR	IR	IR	DE	DE	DE	DE	DE	IR	IR	IR	IR	IR	IR	7	7	0	0
Jackson, Justin	SUB	INA	INA	SUB	RB	RB	RB	RB	IR	IR	IR	IR	IR	SUB	INA	SUB	8	4	0	3
James Jr., Derwin	IR	IR	IR	IR	IR	IR	IR	IR	IR	IR	IR	IR	IR	IR	IR	IR	0	0	0	0
Jefferson, Malik	—	PS	SUB	SUB	SUB	SUB	SUB	SUB	SUB	SUB	SUB	SUB	SUB	SUB	SUB	SUB	13	0	0	0
Jenkins, Rayshawn	S	S	S	S	S	S	S	S	S	S	S	S	S	S	S	S	15	15	0	0
Jones, Justin	DT	DT	IR	IR	IR	DT	SUB	DT	DT	DT	DT	DT	DT	DT	DT	DT	12	11	0	0
Johnson Jr., Tyron	PS	PS	PS	SUB	SUB	SUB	INA	SUB	SUB	SUB	SUB	SUB	SUB	SUB	SUB	SUB	11	0	0	1
Joseph, Linval	NT	NT	NT	NT	NT	NT	NT	NT	NT	NT	NT	NT	NT	NT	NT	NT	15	15	0	0
Kelley, Joshua	SUB	SUB	SUB	SUB	SUB	SUB	SUB	SUB	SUB	SUB	SUB	SUB	INA	SUB	INA	INA	13	0	0	2
King II, Desmond	S	SUB	SUB	CB	CB	SUB	INA	—	—	—	—	—	—	—	—	—	6	3	0	1
Lamp, Forrest	LG	LG	LG	LG	LG	LG	LG	LG	LG	LG	LG	LG	LG	LG	LG	LG	15	15	0	0
Lemonier, Jesse	PS	PS	SUB	SUB	SUB	—	PS	INA	INA	INA	—	PS	PS	SUB	SUB	SUB	5	0	0	3
Long, Ty	SUB	SUB	SUB	SUB	SUB	SUB	SUB	SUB	SUB	SUB	SUB	SUB	SUB	SUB	SUB	SUB	15	0	0	0
Mazza, Cole	SUB	SUB	SUB	SUB	SUB	SUB	SUB	SUB	SUB	SUB	SUB	SUB	SUB	SUB	SUB	SUB	15	0	0	0
Meeks, Quenton	PS	PS	PS	PS	PS	PS	PS	SUB	SUB	PS	—	—	—	—	—	—	2	0	0	0
Molson, JJ	—	—	—	—	—	—	—	—	—	—	—	—	—	—	—	—	0	0	0	0
Moore Jr., Jason	INA	INA	INA	SUB	INA	—	SUB	PS	PS	PS	PS	PS	PS	PS	PS	PS	2	0	0	4
Murray Jr., Kenneth	LB	LB	LB	LB	LB	LB	LB	LB	LB	LB	LB	LB	LB	LB	LB	LB	15	15	0	0
Nabers, Gabe	SUB	FB	SUB	SUB	FB	FB	SUB	SUB	SUB	SUB	SUB	FB	FB	SUB	SUB	SUB	15	5	0	0
Norton, Storm	INA	INA	INA	INA	SUB	INA	INA	INA	INA	INA	INA	LT	SUB	RT	SUB	SUB	5	2	0	10
Nwosu, Uchenna	SUB	SUB	DE	DE	DE	SUB	SUB	SUB	DE	SUB	INA	SUB	SUB	SUB	IR	IR	13	4	0	1
Parham Jr., Donald	INA	INA	INA	SUB	SUB	SUB	2TE	SUB	2TE	2TE	SUB	SUB	SUB	SUB	TE	TE	12	4	0	3
Perryman, Denzel	SUB	SUB	SUB	SUB	SUB	LB	LB	SUB	SUB	LB	LB	INA	INA	INA	LB	LB	12	5	0	3
Pipkins III, Trey	SUB	SUB	SUB	RT	RT	RT	SUB	SUB	SUB	RT	SUB	SUB	COVID	COVID	INA	INA	12	4	0	1
Pope, Troymaine	—	PS	PS	PS	SUB	SUB	SUB	INA	SUB	SUB	SUB	INA	INA	—	—	—	6	0	0	3
Pouncey, Mike	INA	IR	IR	IR	IR	IR	IR	IR	IR	IR	IR	IR	IR	IR	IR	IR	0	0	0	1
Quessenberry, Scott	SUB	SUB	SUB	SUB	SUB	SUB	SUB	SUB	SUB	SUB	SUB	SUB	SUB	SUB	SUB	SUB	15	0	0	0
Reed, Joe	SUB	SUB	SUB	INA	INA	SUB	SUB	SUB	SUB	SUB	SUB	INA	INA	INA	INA	INA	10	0	0	5
Rochell, Isaac	SUB	SUB	SUB	SUB	DE	SUB	SUB	SUB	DE	SUB	SUB	SUB	DE	DE	DE	DE	15	5	0	0
Square, Damion	SUB	SUB	SUB	SUB	SUB	SUB	SUB	SUB	NT	SUB	SUB	SUB	SUB	SUB	SUB	SUB	15	0	0	0
Smith, TJ	PS	PS	PS	PS	PS/INJ	PS/INJ	PS/INJ	PS/INJ	PS/INJ	PS/INJ	PS/INJ	PS/INJ	PS/INJ	PS	PS	PS	0	0	0	0
Sokol, Matt	—	—	—	—	—	—	PS	PS	PS	PS	PS	PS	PS	PS	PS	PS	1	0	0	0
St. Louis, Tyree	RG	SUB	RG	SUB	DNP	DNP	DNP	DNP	INA	INA	INA	INA	INA	DNP	INA	INA	4	2	5	6
Stick, Easton	DNP	DNP	DNP	DNP	DNP	DNP	DNP	DNP	INA	INA	INA	INA	INA	INA	INA	INA	1	0	6	8
Taylor, Tyrod	QB	DNP	INA	INA	INA	INA	INA	SUB	DNP	DNP	DNP	DNP	DNP	DNP	DNP	DNP	2	1	8	5
Tevi, Sam	LT	LT	LT	LT	LT	LT	LT	LT	LT	LT	LT	LT	LT	LT	LT	LT	14	14	0	1
Tillery, Jerry	SUB	SUB	DT	DT	DT	SUB	DT	DE	DT	SUB	DE	DE	SUB	DE	DE	DE	15	10	0	0
Toner, Cole	PS	PS	PS	DNP	PS	PS	RG	RG	SUB	SUB	SUB	SUB	SUB	SUB	SUB	SUB	9	2	1	0
Tranquill, Drue	LB	IR	IR	IR	IR	IR	IR	IR	IR	IR	IR	IR	IR	IR	IR	IR	1	1	0	0
Turner, Trai	INA	RG	INA	INA	INA	INA	INA	INA	RG	RG	RG	RG	RG	RG	RG	RG	8	8	0	7
Vaughn, Donte	PS	PS	PS	PS	PS	PS	PS	PS	PS	PS	PS	PS	PS	PS	PS	PS	0	0	0	0
Vigil, Nick	SUB	SUB	INA	SUB	SUB	SUB	SUB	SUB	SUB	SUB	SUB	LB	SUB	LB	SUB	SUB	14	2	0	1
Watkins, Jaylen	—	—	—	—	—	—	—	PS	PS	SUB	PS	PS	PS	S	PS	PS	2	1	0	0
White, Kyzir	SUB	LB	LB	LB	LB	LB	LB	LB	LB	COVID	COVID	COVID	LB	LB	IR	IR	11	10	0	0
Williams, Mike	WR	SUB	WR	INA	SUB	WR	WR	WR	WR	WR	WR	WR	WR	WR	WR	WR	14	11	0	1

STARTERS FOR EACH GAME IN BOLD:

DNP — Did Not Play, DNR — Reserve/Did Not Report, E/CP — Exempt/Commissioner Permission, INA — Inactive, IR — Reserve/Injured, IR/DFR — Reserve Injured; Designated for Return, COVID — Reserve/COVID-19, NF/IL — Non-Football Illness List, PS — Practice Squad, PS/INJ — Practice Squad; Injured List, PUP — Reserve/Physically Unable to Perform, SUB — Substitute, SUS — Reserve/Suspended, 2RB — Started as Second Running Back, 2TE — Started as Second Tight End, 3TE — Started as Third Tight End, CB — Started as Additional Cornerback, 3S — Started as Third Safety, 3WR — Started as Third Wide Receiver.

REGULAR SEASON SINGLE-GAME HIGHS

INDIVIDUAL

Passing

Longest Scoring Pass — 72, J.Herbert to J.Guyton, Oct. 4 at T.B.

Longest Non-Scoring Pass — 54, J.Herbert to T.Johnson,
Nov. 22 vs. New York Jets

Most Passing Attempts — 53, J.Herbert, Dec. 6 vs. New England

Most Completions — 37, J.Herbert, Nov. 22 vs. N.Y. Jets

Most Passing Yards — 366, J.Herbert, Nov. 22 vs. N.Y. Jets

Most Passing Touchdowns — 4, J.Herbert, Oct. 12 at New Orleans

Highest Completion Percentage (min. 20 att.) — 81.8, J.Herbert,
Dec. 13 vs. Atlanta

Highest Passer Rating (min. 20 att.) — 137.9, J.Herbert,
Oct. 4 at Tampa Bay

Rushing

Longest Scoring Run — 12, A.Ekeler, Sept. 27 vs. Carolina

Longest Non-Scoring Run — 36, J.Jackson, Oct. 12 at New Orleans

Most Rushing Attempts — 23, J.Kelley, Sept. 20 vs. Kansas City

Most Rushing Yards — 93, A.Ekeler, Sept. 20 vs. Kansas City

Most Rushing Touchdowns — 1, last: Ballage/Herbert, Dec. 17 at L.V.

Receiving

Most Receptions — 16, K.Allen, Nov. 22 vs. N.Y. Jets

Most Receiving Yards — 145, K.Allen, Nov. 22 vs. N.Y. Jets

Most Receiving Touchdowns — 2, M.Williams, Oct. 12 at N.O.

Total Offense

Most Total Yards from Scrimmage — 189, A.Ekeler, Sept. 20 vs. K.C.

Most Touchdowns — 2, M.Williams, Oct. 12 at New Orleans

Special Teams

Longest Punt — 63, T.Long, Sept. 13 at Cincinnati

Longest Field Goal — 53, M.Badgley, Oct. 4 at Tampa Bay

Most Attempted Field Goals — 4, last: M.Badgley, Dec. 27 vs. Den.

Most Made Field Goals — 4, M.Badgley, Dec. 27 vs. Denver

Returns

Longest Kickoff Return — 76, M.Adderley, Dec. 13 vs. Atlanta

Longest Punt Return — 30, K.Hill Jr., Nov. 1 at Denver

Longest Interception Return — 78, M.Davis, Oct. 4 at Tampa Bay

Longest Fumble Return — 44, N.Vigil, Nov. 15 at Miami

Defense

Most Interceptions — 1, last: Hayward Jr./Williams, Dec. 27 vs. Den.

Most Tackles — 14, K.Murray Jr., Dec. 6 vs. New England

Most Solo Tackles — 12, last: K.Murray Jr., Dec. 6 vs. New England

Most Sacks — 3.0, J.Bosa, Nov. 29, 2020

Most Passes Defensed — 2, last: M.Davis, Dec. 13 vs. Atlanta

TEAM

Most, Offense

First Downs — 29, Oct. 25 vs. Jacksonville

Rushing Attempts — 44, Sept. 20 vs. Kansas City

Rushing Yards — 210, Nov. 1 at Denver

Rushing Touchdowns — 2, last: Dec. 17 at Las Vegas

Passing Attempts — 53, Dec. 6 vs. New England

Completions — 37, Nov. 22 vs. N.Y. Jets

Net Passing Yards — 366, Nov. 22 vs. N.Y. Jets

Touchdowns Thrown — 4, Oct. 12 at New Orleans

Offensive Plays — 84, Nov. 1 at Denver

Total Offense — 485, Nov. 1 at Denver

Time of Possession — 39:27, Sept. 20 vs. Kansas City

Most, Turnovers

Turnovers — 4, Sept. 27 vs. Carolina

Interceptions Thrown — 2, last: Dec. 6 vs. New England

Fumbles — 4, Sept. 27 vs. Carolina

Fumbles Lost — 3, Sept. 27 vs. Carolina

Longest Scoring Drives

Plays — 17, Sept. 20 vs. Kansas City

Yards — 97, Oct. 4 at Tampa Bay

Time — 10:21, Sept. 20 vs. Kansas City

Shortest Scoring Drives

Plays — 1, Nov. 8 vs. Las Vegas

Yards — 1, Last: Nov. 8 vs. Las Vegas

Time — 0:03, Nov. 8 vs. Las Vegas

Fewest, Defense

First Downs Allowed — 14, Sept. 27 vs. Carolina

Rushing Attempts Allowed — 16, Nov. 1 at Denver

Rushing Yards Allowed — 70, Dec. 13 vs. Atlanta

Passing Attempts Allowed — 22, Dec. 6 vs. New England

Completions Allowed — 13, Nov. 8 vs. Las Vegas

Net Passing Yards Allowed — 126, Dec. 6 vs. New England

Total Plays Allowed — 50, Nov. 8 vs. Las Vegas

Total Yards Allowed — 280, Nov. 15 at Miami

Most, Defense

Takeaways — 3, last: Dec. 13 vs. Atlanta

Interceptions — 2, last: Dec. 27 vs. Denver

Fumbles Forced — 2, Nov. 29 at Buffalo

Fumbles Recovered — 1, last: Nov. 29 at Buffalo

Passes Defensed — 6, Nov. 1 at Denver

Sacks — 5, Oct. 25 vs. Jacksonville

GAME-BY-GAME PASSES DEFENSED

Sept. 13	at Cincinnati:	Casey Hayward Jr. (2), Melvin Ingram III (1).
Sept. 20	Kansas City:	Michael Davis (2), Chris Harris Jr. (1), Melvin Ingram III (1), Kenneth Murray Jr. (1).
Sept. 27	Carolina:	Casey Hayward Jr. (1).
Oct. 4	at Tampa Bay:	Michael Davis (1), Uchenna Nwosu (2), Denzel Perryman (1), Kyzir White (1).
Oct. 12	at New Orleans:	Nasir Adderley (1), Cortez Broughton (1), Casey Hayward Jr. (1), Kenneth Murray Jr. (1).
Oct. 25	Jacksonville:	Kenneth Murray Jr. (1).
Oct. 1	at Denver:	Casey Hayward Jr. (2), Rayshawn Jenkins (2), Michael Davis (1), Kyzir White (1).
Nov. 8	Las Vegas:	Nasir Adderley (1), Michael Davis (1), Jerry Tillery (1), Kyzir White (1).
Nov. 15	at Miami:	Michael Davis (2).
Nov. 22	N.Y. Jets:	Tevaughn Campbell (2), Michael Davis (1), Rayshawn Jenkins (1), Jerry Tillery (1).
Nov. 29	at Buffalo:	Joey Bosa (1), Michael Davis (1), Nick Vigil.
Dec. 6	New England:	Nasir Adderley (1).
Dec. 13	Atlanta:	Michael Davis (2), Jahleel Addae (1), Casey Hayward Jr. (1), Rayshawn Jenkins (1).
Dec. 17	at Las Vegas:	Chris Harris Jr. (1), Michael Davis (1), Isaac Rochell (1).
Dec. 27	Denver:	Jahleel Addae (1), Tevaughn Campbell (1), Michael Davis (1), Casey Hayward Jr. (1), Mike Williams.
Jan. 3	at Kansas City:	

SEASON TOTALS (53)

Name	No.	Name	No.
Michael Davis	13	Uchenna Nwosu	2
Casey Hayward Jr.	8	Jerry Tillery	2
Rayshawn Jenkins	4	Joey Bosa	1
Nasir Adderley	3	Cortez Broughton	1
Tevaughn Campbell	3	Denzel Perryman	1
Kenneth Murray Jr.	3	Isaac Rochell	1
Kyzir White	3	Nick Vigil	1
Jahleel Addae	2	Mike Williams	1
Chris Harris Jr.	2		
Melvin Ingram III	2		

GAME-BY-GAME SACKS

Sept. 13	at Cincinnati:	Joey Bosa (1.0), Uchenna Nwosu (1.0), Jerry Tillery (1.0).
Sept. 20	Kansas City:	Joey Bosa (1.0).
Sept. 27	Carolina:	Joey Bosa (1.0), Rayshawn Jenkins (1.0).
Oct. 4	at Tampa Bay:	None.
Oct. 12	at New Orleans:	Joey Bosa (1.0), Uchenna Nwosu (1.0).
Oct. 25	Jacksonville:	Uchenna Nwosu (1.5), Desmond King (1.0), Damion Square (1.0), Joey Bosa (0.5), Isaac Rochell (0.5), Kyzir White (0.5).
Oct. 1	at Denver:	Isaac Rochell (1.0), Jerry Tillery (1.0).
Nov. 8	Las Vegas:	Jerry Tillery (1.0).
Nov. 15	at Miami:	None.
Nov. 22	N.Y. Jets:	Denzel Perryman (1.0).
Nov. 29	at Buffalo:	Joey Bosa (3.0).
Dec. 6	New England:	Kenneth Murray Jr. (1.0).
Dec. 13	Atlanta:	Justin Jones (1.0), Uchenna Nwosu (1.0)
Dec. 17	at Las Vegas:	Nick Vigil (1.0).
Dec. 27	Denver:	Nick Vigil (1.0), Jahleel Addae (0.5), Chris Harris Jr. (0.5).
Jan. 3	at Kansas City:	

SEASON TOTALS (26.0 – 136)

Name	No.	Name	No.
Joey Bosa	7.5	Damion Square	1.0
Uchenna Nwosu	4.5	Jahleel Addae	0.5
Jerry Tillery	3.0	Chris Harris Jr.	0.5
Nick Vigil	2.0	Kyzir White	0.5
Isaac Rochell	1.5		
Rayshawn Jenkins	1.0		
Justin Jones	1.0		
Desmone King II	1.0		
Kenneth Murray Jr.	1.0		
Denzel Perryman	1.0		

SINGLE-GAME CAREER HIGHS

36 | S JAHLEEL ADDAE

DEFENSIVE

Category	No.	Opp.	Date
Total Tackles	11	vs. Phi.	Oct. 1, 2017
Solo Tackles	9	vs. Atl.	Oct. 6, 2019
INTs	1*	vs. Atl.	Dec. 13, 2020
Sacks	1.0*	at Sea.	Nov. 4, 2018
Passes Defensed	2*	vs. Cle.	Dec. 3, 2017

24 | S NASIR ADDERLEY

DEFENSIVE

Category	No.	Opp.	Date
Total Tackles	8*	at Mia.	Nov. 15, 2020
Solo Tackles	8	at Mia.	Nov. 15, 2020
INTs	1	at N.O.	Oct. 12, 2020
Passes Defensed	1*	vs. N.E.	Dec. 6, 2020
Fumbles Recovered	1	at Buf.	Nov. 29, 2020

KICKOFF RETURN

Category	No.	Opp.	Date
Returns	4	vs. N.E.	Dec. 6, 2020
Return Yards	109	vs. Atl.	Dec. 13, 2020
Longest Return	76	vs. Atl.	Dec. 13, 2020

13 | WR KEENAN ALLEN

RECEIVING

Category	No.	Opp.	Date
Receptions	16	vs. NYJ	Nov. 22, 2020
Receiving Yards	183	vs. Hou.	Sept. 22, 2019
Receiving TDs	2*	vs. Hou.	Sept. 22, 2019
Receiving Long	54	at Sea.	Nov. 4, 2018

RUSHING

Category	No.	Opp.	Date
Rushing Attempts	4	at Cle.	Oct. 14, 2018
Rushing Yards	41	at Cle.	Oct. 14, 2018
Rushing Long	28	at Sea.	Nov. 4, 2018

SCRIMMAGE

Category	No.	Opp.	Date
Touches	16	vs. NYJ	Nov. 22, 2020
Scrimmage Yards	186	vs. Hou.	Sept. 22, 2019
Scrimmage TDs	2*	vs. Hou.	Sept. 22, 2019

82 | TE STEPHEN ANDERSON

RECEIVING

Category	No.	Opp.	Date
Receptions	5	at Ten.	Dec. 3, 2017
Receiving Yards	79	at Ten.	Dec. 3, 2017
Receiving TDs	1*	at Ten.	Dec. 3, 2017
Receiving Long	45	vs. K.C.	Oct. 8, 2017

4 | K MICHAEL BADGLEY

KICKING

Category	No.	Opp.	Date
Most FG Made	4*	vs. Den.	Dec. 27, 2020
Longest FG Made	59	vs. Cin.	Dec. 9, 2018
Most XP Made	6*	at Jax.	Dec. 8, 2019
Points Scored	14	vs. G.B.	Nov. 3, 2019

31 | RB KALEN BALLAGE

RUSHING

Category	No.	Opp.	Date
Rushing Attempts	20	at Ind.	Nov. 10, 2019
Rushing Yards	123	at Min.	Dec. 16, 2018
Rushing TDs	1*	at L.V.	Dec. 17, 2020
Rushing Long	75t	at Min.	Dec. 16, 2018

RECEIVING

Category	No.	Opp.	Date
Receptions	7	vs. NYJ	Nov. 22, 2020
Receiving Yards	44	at Ind.	Sept. 27, 2020
Receiving Long	31	vs. Jax.	Dec. 23, 2018

SCRIMMAGE

Category	No.	Opp.	Date
Touches	24	at Ind.	Nov. 10, 2019
Scrimmage Yards	121	at Min.	Dec. 16, 2018
Scrimmage TDs	1*	vs. L.V.	Nov. 8, 2020

97 | DE JOEY BOSA

DEFENSIVE

Category	No.	Opp.	Date
Total Tackles	8*	at Buf.	Nov. 29, 2020
Solo Tackles	7*	at Buf.	Nov. 29, 2020
Tackles for Loss	6	at Buf.	Nov. 29, 2020
Sacks	3.0	at Buf.	Nov. 29, 2020
Passes Defensed	1*	at Buf.	Nov. 29, 2020
Forced Fumbles	1	at Ten.	Oct. 20, 2019
Fumbles Recovered	1	at Buf.	Nov. 29, 2020

91 | DE CORTEZ BROUGHTON

DEFENSIVE

Category	No.	Opp.	Date
Total Tackles	4	at Ten.	Oct. 20, 2019
Solo Tackles	3	at Ten.	Oct. 20, 2019

37 | CB TEVAUGHN CAMPBELL

DEFENSIVE

Category	No.	Opp.	Date
Total Tackles	4	at T.B.	Oct. 4, 2020
Solo Tackles	3*	at Buf.	Nov. 29, 2020
INTs	1	vs. NYJ	Nov. 22, 2020
Passes Defensed	2	vs. NYJ	Nov. 22, 2020
Forced Fumbles	1	vs. Jax.	Oct. 25, 2020

*Most Recent

SINGLE-GAME CAREER HIGHS

43 | CB MICHAEL DAVIS

DEFENSIVE

Category	No.	Opp.	Date
Total Tackles	9*	vs. Den.	Dec. 27, 2020
Solo Tackles	7	at Chi.	Oct. 27, 2019
INTs	1*	vs. Atl.	Dec. 13, 2020
Passes Defensed	2*	vs. Atl.	Dec. 13, 2020

30 | RB AUSTIN EKELER

RUSHING

Category	No.	Opp.	Date
Rushing Attempts	19	at Cin.	Sept. 13, 2020
Rushing Yards	101	at Jax.	Dec. 8, 2019
Rushing TDs	1*	vs. Car.	Sept. 27, 2020
Rushing Long	41	at Den.	Dec. 30, 2018

RECEIVING

Category	No.	Opp.	Date
Receptions	15	vs. Den.	Sept. 6, 2019
Receiving Yards	118	at Ten.	Oct. 20, 2019
Receiving TDs	2	vs. Ind.	Sept. 8, 2019
Receiving Long	84	at Jax.	Dec. 8, 2019

SCRIMMAGE

Category	No.	Opp.	Date
Touches	25	at Buf.	Nov. 29, 2020
Scrimmage Yards	213	at Jax.	Dec. 8, 2019
Scrimmage TDs	3	vs. Ind.	Sept. 8, 2019

28 | CB BRANDON FACYSON

DEFENSIVE

Category	No.	Opp.	Date
Total Tackles	9*	at Den.	Dec. 1, 2019
Solo Tackles	7	vs. Ind.	Sept. 8, 2019
Passes Defensed	1	vs. Hou.	Sept. 22, 2019
Forced Fumbles	1	at N.O.	Oct. 12, 2020
Fumbles Recovered	1	at Den.	Dec. 30, 2018

15 | WR JALEN GUYTON

RECEIVING

Category	No.	Opp.	Date
Receptions	4*	at L.V.	Dec. 17, 2020
Receiving Yards	91	at L.V.	Dec. 17, 2020
Receiving TDs	1*	vs. Jax.	Oct. 25, 2020
Receiving Long	72t	at T.B.	Oct. 4, 2020

25 | CB CHRIS HARRIS JR.

DEFENSIVE

Category	No.	Opp.	Date
Total Tackles	11	vs. Jax.	Oct. 13, 2013
Solo Tackles	10	vs. Jax.	Oct. 13, 2013
Tackles for Loss	2*	vs. Cin.	Dec. 28, 2015
Sacks	1.0*	vs. Sea.	Sept. 9, 2019
INTs	2	at S.D.	Oct. 15, 2012
INT TD	1*	at Ari.	Oct. 18, 2018
Passes Defensed	4*	vs. Ari.	Oct. 5, 2014
Forced Fumbles	1*	vs. Ten.	Oct. 13, 2019

26 | CB CASEY HAYWARD JR.

DEFENSIVE

Category	No.	Opp.	Date
Total Tackles	12	at Cin.	Sept. 13, 2020
Solo Tackles	12	at Cin.	Sept. 13, 2020
INTs	2*	vs. Buf.	Nov. 19, 2017
INT TD	1*	at Den.	Oct. 30, 2016
Passes Defensed	5	vs. Phi.	Oct. 1, 2017
Forced Fumbles	1*	at NYJ	Dec. 24, 2017

86 | TE HUNTER HENRY

RECEIVING

Category	No.	Opp.	Date
Receptions	8	vs. Pit.	Sept. 30, 2019
Receiving Yards	100	vs. Pit.	Sept. 30, 2019
Receiving TDs	2	vs. Pit.	Sept. 30, 2019
Receiving Long	59	at Oak.	Sept. 9, 2016

10 | QB JUSTIN HERBERT

PASSING

Category	No.	Opp.	Date
Completions	37	vs. NYJ	Nov. 22, 2020
Attempts	53	vs. N.E.	Dec. 6, 2020
Comp. Pct.**	81.8	vs. Atl.	Dec. 13, 2020
Yards	366	vs. NYJ	Nov. 22, 2020
TDs	4	at N.O.	Oct. 12, 2020
Longest Comp.	72t	at T.B.	Oct. 4, 2020
Passer Rating**	137.9	at T.B.	Oct. 4, 2020

**Min. 20 Att.

RUSHING

Category	No.	Opp.	Date
Rushing Attempts	5	at T.B.	Oct. 4, 2020
Rushing Yards	66	vs. Jax.	Oct. 25, 2020
Rushing TDs	1*	at LV	Dec. 17, 2020
Rushing Long	31	vs. Jax.	Oct. 25, 2020

*Most Recent

SINGLE-GAME CAREER HIGHS

84 | WR KJ HILL JR.

RECEIVING

Category	No.	Opp.	Date
Receptions	3	at L.V.	Dec. 17, 2020
Receiving Yards	39	at L.V.	Dec. 17, 2020
Receiving Long	25	at L.V.	Dec. 17, 2020

PUNT RETURN

Category	No.	Opp.	Date
Returns	3	at Den.	Nov. 1, 2020
Return Yards	38	at Den.	Nov. 1, 2020
Longest Return	30	at Den.	Nov. 1, 2020

22 | RB JUSTIN JACKSON

RUSHING

Category	No.	Opp.	Date
Rushing Attempts	17	at Den.	Nov. 1, 2020
Rushing Yards	89	at Den.	Nov. 1, 2020
Rushing TDs	1*	at K.C.	Dec. 13, 2018
Rushing Long	40	at Det.	Sept. 15, 2019

RECEIVING

Category	No.	Opp.	Date
Receptions	7	vs. Bal.	Dec. 22, 2018
Receiving Yards	47	vs. Bal.	Dec. 22, 2018
Receiving Long	34	at Den.	Nov. 1, 2020

SCRIMMAGE

Category	No.	Opp.	Date
Touches	20*	at Den.	Nov. 1, 2020
Scrimmage Yards	142	at Den.	Nov. 1, 2020
Scrimmage TDs	1*	at K.C.	Dec. 13, 2018

46 | LB MALIK JEFFERSON

DEFENSIVE

Category	No.	Opp.	Date
Total Tackles	3	vs. N.O.	Nov. 11, 2018
Solo Tackles	1	vs. N.O.	Nov. 11, 2018

23 | S RAYSHAWN JENKINS

DEFENSIVE

Category	No.	Opp.	Date
Total Tackles	11	at Buf.	Nov. 29, 2020
Solo Tackles	8	at Buf.	Nov. 29, 2020
Sacks	1.0	vs. Car.	Sept. 27, 2020
INTs	1*	vs. Atl.	Dec. 13, 2020
Tackles for Loss	1*	at Buf.	Nov. 29, 2020
Passes Defensed	1*	vs. Atl.	Dec. 13, 2020

83 | WR TYRON JOHNSON

RECEIVING

Category	No.	Opp.	Date
Receptions	6	vs. Atl.	Dec. 13, 2020
Receiving Yards	63	at Buf.	Nov. 29, 2020
Receiving TDs	1*	at L.V.	Dec. 17, 2020
Receiving Long	55	at Buf.	Nov. 29, 2020

KICK RETURN

Category	No.	Opp.	Date
Returns	4	at N.O.	Oct. 12, 2020
Return Yards	70	at N.O.	Oct. 12, 2020
Longest Return	26	vs. N.E.	Dec. 6, 2020

93 | DE JUSTIN JONES

DEFENSIVE

Category	No.	Opp.	Date
Total Tackles	8	vs. Pit.	Oct. 13, 2019
Solo Tackles	3*	vs. Den.	Dec. 27, 2020
Tackles for Loss	2	at Den.	Nov. 1, 2020
Sacks	0.5	at Oak.	Nov. 11, 2018
QB Pressures	2	vs. Den.	Oct. 6, 2019

95 | DE LINVAL JOSEPH

DEFENSIVE

Category	No.	Opp.	Date
Total Tackles	13	vs. Ind.	Dec. 18, 2016
Solo Tackles	9*	vs. G.B.	Nov. 22, 2015
Tackles for Loss	3	vs. St.L	Nov. 8, 2015
Sacks	2.0	at Dal.	Oct. 28, 2012
QB Pressures	5	at Dak.	Sept. 8, 2013

27 | RB JOSHUA KELLEY

RUSHING

Category	No.	Opp.	Date
Rushing Attempts	23	vs. K.C.	Sept. 20, 2020
Rushing Yards	64	vs. K.C.	Sept. 20, 2020
Rushing TDs	1*	at Buf.	Nov. 29, 2020
Rushing Long	26	at Cin.	Sept. 13, 2020

RECEIVING

Category	No.	Opp.	Date
Receptions	5*	vs. L.V.	Nov. 8, 2020
Receiving Yards	49	vs. K.C.	Sept. 20, 2020
Receiving Long	35	vs. K.C.	Sept. 20, 2020

SCRIMMAGE

Category	No.	Opp.	Date
Touches	25	vs. K.C.	Sept. 20, 2020
Scrimmage Yards	113	vs. K.C.	Sept. 20, 2020

KICK RETURN

Category	No.	Opp.	Date
Returns	2	at L.V.	Dec. 17, 2020
Return Yards	39	at L.V.	Dec. 17, 2020
Longest Return	21	at L.V.	Dec. 17, 2020

*Most Recent

SINGLE-GAME CAREER HIGHS

1 | P TY LONG

PUNTING

Category	No.	Opp.	Date
Longest Punt	63	at Cin.	Sept. 13, 2020
Most Punts	7	at N.O.	Oct. 12, 2020
Best Net Avg.	51.5	at Jax.	Dec. 8, 2019
Most In20	3	vs. Den.	Oct. 6, 2019

56 | LB KENNETH MURRAY JR.

DEFENSIVE

Category	No.	Opp.	Date
Total Tackles	14	vs. N.E.	Dec. 6, 2020
Solo Tackles	12	vs. N.E.	Dec. 6, 2020
Tackles for Loss	2	vs. N.E.	Dec. 6, 2020
Passes Defensed	1*	vs. Jax.	Oct. 25, 2020

40 | FB GABE NABERS

RUSHING

Category	No.	Opp.	Date
Rushing Attempts	1	at T.B.	Oct. 4, 2020
Rushing Yards	4	at T.B.	Oct. 4, 2020
Rushing Long	4	at T.B.	Oct. 4, 2020

RECEIVING

Category	No.	Opp.	Date
Receptions	1*	at L.V.	Nov. 8, 2020
Receiving Yards	5	at T.B.	Oct. 4, 2020
Receiving TDs	1*	vs. L.V.	Nov. 8, 2020
Receiving Long	5	at T.B.	Oct. 4, 2020

SCRIMMAGE

Category	No.	Opp.	Date
Touches	2	at T.B.	Oct. 4, 2020
Scrimmage Yards	9	at T.B.	Oct. 4, 2020

42 | DE UCHENNA NWOSU

DEFENSIVE

Category	No.	Opp.	Date
Total Tackles	6	vs. Den.	Oct. 6, 2019
Solo Tackles	5	at Ten.	Oct. 20, 2019
Tackles for Loss	2	at Ten.	Oct. 20, 2019
Sacks	1.5*	vs. Jax.	Oct. 25, 2020
Passes Defensed	2	at T.B.	Oct. 4, 2020

89 | TE DONALD PARHAM JR.

RECEIVING

Category	No.	Opp.	Date
Receptions	2*	vs. Den.	Dec. 27, 2020
Receiving Yards	47	vs. Den.	Dec. 27, 2020
Receiving TDs	1*	vs. Jax.	Oct. 25, 2020
Receiving Long	26	vs. Den.	Dec. 27, 2020

52 | LB DENZEL PERRYMAN

DEFENSIVE

Category	No.	Opp.	Date
Total Tackles	11	at Oak.	Dec. 24, 2015
Solo Tackles	10*	at Oak.	Dec. 24, 2015
Tackles for Loss	2	at Cle.	Dec. 24, 2016
Sacks	1.0*	vs. NYJ	Nov. 22, 2020
INTs	1*	at Den.	Dec. 1, 2019
Passes Defensed	1*	at T.B.	Oct. 4, 2020
Forced Fumbles	1*	vs. Cin.	Sept. 13, 2020
Fumble Recoveries	1	vs. Cle.	Dec. 3, 2017

35 | RB TROYMAINE POPE

RUSHING

Category	No.	Opp.	Date
Rushing Attempts	10*	at Den.	Nov. 1, 2020
Rushing Yards	67	at Den.	Nov. 1, 2020
Rushing Long	26	at Den.	Nov. 1, 2020

RECEIVING

Category	No.	Opp.	Date
Receptions	5	at Den.	Nov. 1, 2020
Receiving Yards	28	at Den.	Nov. 1, 2020
Receiving TDs	1	at Mia.	Sept. 29, 2019
Receiving Long	13t	at Mia.	Sept. 29, 2019

SCRIMMAGE

Category	No.	Opp.	Date
Touches	15	at Den.	Nov. 1, 2020
Scrimmage Yards	95	at Den.	Nov. 1, 2020
Scrimmage TDs	1	at Mia.	Sept. 29, 2019

12 | WR JOE REED

RUSHING

Category	No.	Opp.	Date
Rushing Attempts	2	vs. Jax.	Oct. 25, 2020
Rushing Yards	14	vs. Jax.	Oct. 25, 2020
Rushing Long	8*	vs. L.V.	Nov. 8, 2020
Rushing TDs	1	vs. Jax.	Oct. 25, 2020

KICK RETURN

Category	No.	Opp.	Date
Returns	4*	at Buf.	Nov. 29, 2020
Return Yards	85	vs. K.C.	Sept. 20, 2020
Longest Return	46	at Cin.	Sept. 13, 2020

98 | DE ISAAC ROCHELL

DEFENSIVE

Category	No.	Opp.	Date
Total Tackles	5*	at N.O.	Oct. 12, 2020
Solo Tackles	5	at Buf.	Sept. 16, 2018
Tackles for Loss	1	at Mia.	Sept. 29, 2019
Sacks	1.5	at Oak.	Nov. 11, 2018
Passes Defensed	1*	at L.V.	Dec. 17, 2020

*Most Recent

SINGLE-GAME CAREER HIGHS

71 | DT DAMION SQUARE

DEFENSIVE

Category	No.	Opp.	Date
Total Tackles	5*	at Chi.	Oct. 27, 2019
Solo Tackles	5	at Chi.	Oct. 27, 2019
Tackles for Loss	2	at Cle.	Dec. 24, 2016
Sacks	2.0	at Cle.	Dec. 24, 2016
Passes Defensed	1	at Chi.	Oct. 27, 2019
Fumble Recoveries	1*	vs. Den.	Oct. 22, 2017

2 | QB EASTON STICK

PASSING

Category	No.	Opp.	Date
Completions	1	vs. Jax.	Oct. 25, 2020
Attempts	4	vs. Jax.	Oct. 25, 2020
Yards	4	vs. Jax.	Oct. 25, 2020
Longest Comp.	4	vs. Jax.	Oct. 25, 2020

5 | QB TYROD TAYLOR

PASSING

Category	No.	Opp.	Date
Completions	29	at NYJ	Nov. 2, 2017
Attempts	42	vs. NYG	Oct. 4, 2015
Comp. Pct.**	91.7	vs. Mia.	Nov. 8, 2015
Yards	329	vs. Mia.	Dec. 24, 2016
TDs	3	vs. Mia.	Dec. 24, 2016
Longest Comp.	84	vs. NYJ	Sept. 15, 2016
Passer Rating**	146.5	vs. Mia.	Nov. 8, 2015

***Min. 20 Att.*

RUSHING

Category	No.	Opp.	Date
Rushing Attempts	14	vs. Dal.	Dec. 27, 2015
Rushing Yards	79	at Was.	Dec. 20, 2015
Rushing TDs	1*	vs. Pit.	Sept. 9, 2018
Rushing Long	49	vs. Ari.	Sept. 25, 2016

99 | DT JERRY TILLERY

DEFENSIVE

Category	No.	Opp.	Date
Total Tackles	6	vs. N.E.	Dec. 6, 2020
Solo Tackles	3*	vs. Atl.	Dec. 13, 2020
Tackles for Loss	1*	at Cin.	Sept. 13, 2020
Sacks	1.0	at Cin.	Sept. 13, 2020
Passes Defensed	1*	vs. NYJ	Nov. 22, 2020
Forced Fumbles	1*	vs. N.E.	Dec. 6, 2020
Fumble Recoveries	1	vs. L.V.	Nov. 8, 2020

59 | LB NICK VIGIL

DEFENSIVE

Category	No.	Opp.	Date
Total Tackles	17	at Pit.	Dec. 30, 2018
Solo Tackles	12	at Pit.	Dec. 30, 2018
Tackles for Loss	3	at Cle.	Oct. 1, 2017
Sacks	1.0*	vs. Den.	Dec. 27, 2020
INT	1*	at Cle.	Dec. 8, 2019
Passes Defensed	2	at Cle.	Dec. 8, 2019
Forced Fumbles	1*	at Buf.	Nov. 29, 2020
Fumbles Recovered	1*	at Mia.	Nov. 15, 2020

44 | LB KYZIR WHITE

DEFENSIVE

Category	No.	Opp.	Date
Total Tackles	15	at N.O.	Oct. 12, 2020
Solo Tackles	10	at N.O.	Oct. 12, 2020
Tackles for Loss	1*	at Mia.	Nov. 15, 2020
Sacks	0.5	vs. Jax.	Oct. 25, 2020
INT	1	vs. Den.	Oct. 6, 2019
Passes Defensed	2	at Buf.	Sept. 16, 2018

81 | WR MIKE WILLIAMS

RECEIVING

Category	No.	Opp.	Date
Receptions	7	at K.C.	Dec. 13, 2018
Receiving Yards	117	at Den.	Dec. 1, 2019
Receiving TDs	2*	at N.O.	Oct. 12, 2020
Receiving Long	64t	at N.O.	Oct. 12, 2020

RUSHING

Category	No.	Opp.	Date
Rushing Attempts	1*	vs. G.B.	Nov. 3, 2019
Rushing Yards	19	at K.C.	Dec. 13, 2018
Rushing TDs	1	at K.C.	Dec. 13, 2018
Rushing Long	19t	at K.C.	Dec. 13, 2018

SCRIMMAGE

Category	No.	Opp.	Date
Touches	8	at K.C.	Dec. 13, 2018
Scrimmage Yards	117	at Den.	Dec. 1, 2019
Scrimmage TDs	3	at K.C.	Dec. 13, 2018

DEFENSIVE

Category	No.	Opp.	Date
INT	1	vs. Den.	Dec. 27, 2020

*Most Recent

RECORDS

INDIVIDUAL RECORDS

POINTS

Most, Career

- 1,076 John Carney, 1990-00
- 918 LaDainian Tomlinson, 2001-09
- 889 Nate Kaeding, 2004-12

Most, Season

- 186 LaDainian Tomlinson, 2006
- 146 Nate Kaeding, 2009
- 144 Nick Novak, 2013

Most, Season, Rookie

- 114 Nate Kaeding, 2004
- 106 Josh Lambo, 2015
- Dennis ParTEE, 1968
- 94 Herb Travenio, 1965

Most, Game

- 30 Kellen Winslow at Oakland Nov. 22, 1981
- 24 (9x) Last: D. Woodhead vs. Miami Dec. 20, 2015
- 19 Greg Davis at Oakland Oct. 5, 1997

TOUCHDOWNS

Most Seasons Leading League

- 3 Lance Alworth, 1964, 1965, 1966
- 1 LaDainian Tomlinson, 2006

Most, Career

- 153 LaDainian Tomlinson, 2001-09
- 116 Antonio Gates, 2003-18
- 83 Lance Alworth, 1962-70

Most, Season

- 31 LaDainian Tomlinson, 2006
- 20 LaDainian Tomlinson, 2005
- 19 Chuck Muncie, 1981

Most, Game

- 5 Kellen Winslow at Oakland Nov. 22, 1981
- 4 (9x) Last: D. Woodhead vs. Miami Dec. 20, 2015
- 3 (44x) Last: A. Ekeler vs. Ind. Sept. 8, 2019

Most Consecutive Games

- 18 LaDainian Tomlinson, 2004-05 (NFL Record)
- 10 LaDainian Tomlinson, 2006
- 9 Antonio Gates, 2009-10
- Natrone Means, 1993-94
- Lance Alworth, 1963

POINTS AFTER TOUCHDOWN

Most, Career

- 349 Nate Kaeding, 2004-12
- 328 Rolf Benirschke, 1977-86
- 293 John Carney, 1990-00

Most, Season

- 58 Nate Kaeding, 2006
- 55 Rolf Benirschke, 1981
- 54 Nate Kaeding, 2004

Most, Game

- 7 (6x) Last: N. Kaeding vs. Den. Dec. 28, 2008
- 6 (30x) Last: M. Badgley at. Jax. Dec. 8, 2019
- 5 (53x) Last: M. Badgley at Clev. Oct. 15, 2018

Most Consecutive

- 250 Nate Kaeding, 2004-09
- 128 Nick Novak, 2011-14
- 87 Rolf Benirschke, 1983-86

Most Attempts, Career

- 352 Rolf Benirschke, 1977-86
- 351 Nate Kaeding, 2004-12
- 298 John Carney, 1990-00

Most Attempts, Season

- 61 Rolf Benirschke, 1981
- 58 Nate Kaeding, 2006
- 55 Nate Kaeding, 2004
- Bob Thomas, 1985

Most Attempts, Game

- 8 Rolf Benirschke at Oakland Nov. 22, 1981
- 7 (6x) Last: N. Kaeding vs. Den. Dec. 28, 2008
- 6 (38x) Last: M. Badgley at. Jax. Dec. 8, 2019

TWO-POINT CONVERSIONS

Most, Career

- 3 Ronnie Harmon, 1990-95
- 2 Ladarius Green, 2012-15
- Legedu Naanee, 2007-10
- Dave Kocourek, 1960-65
- Antonio Gates, 2003-18
- Melvin Gordon, 2015-18

Most, Season

- 3 Ronnie Harmon, 1994
- 2 Melvin Gordon, 2018
- Antonio Gates, 2018
- 1 (30x) Last: Keenan Allen, 2020

Most, Game

- 2 Ladarius Green vs. Oakland Oct. 25, 2015
- 1 (33x) Last: Keenan Allen at Buffalo Nov. 29, 2020

FIELD GOALS

Most, Career

- 261 John Carney, 1990-00
- 180 Nate Kaeding, 2004-12
- 146 Rolf Benirschke, 1977-86

Most, Season

- 34 Nick Novak, 2013
- John Carney, 1994
- 32 Nate Kaeding, 2009
- 31 John Carney, 1993, 1999

Most, Game

- 6 (3x) Last: G. Davis at Oakland Oct. 5, 1997
- 5 (11x) Last: N. Kaeding at Oak. Sept. 10, 2012
- 4 (36x) Last: M. Badgley vs. Den. Dec. 27, 2020

Most, Game, No Misses

- 6 (3x) Last: G. Davis at Oakland Oct. 5, 1997
- 5 (10x) Last: N. Kaeding at Oak. Sept. 10, 2012
- 4 (25x) Last: M. Badgley vs. GB Nov. 3, 2019

Highest Percentage, Career (min. 100 att.)

- .870 Nate Kaeding, 2004-12 (180 of 207)
- .846 Nick Novak, 2011-14, 17 (110 of 130)
- .816 John Carney, 1990-00 (261 of 320)

Highest Percentage, Season (min. 14 att.)

- .938 Michael Badgley, 2018 (15 of 16)
- .919 Nick Novak, 2013 (34 of 37)
- .914 Nate Kaeding, 2009 (32 of 35)

Most Consecutive

- 32 Nick Novak, 2013-14
- 29 John Carney, 1992-93
- 22 Nate Kaeding, 2009-10

Most Attempts, Career

- 320 John Carney, 1990-00
- 208 Rolf Benirschke, 1977-86
- 207 Nate Kaeding, 2004-12

Most Attempts, Season

- 40 John Carney, 1993
- 38 John Carney, 1994
- 37 Nick Novak, 2013

Most Attempts, Game

- 7 Dick Van Raaphorst at N.Y. Jets Oct. 8, 1966
- 6 (6x) Last: Steve Christie vs. Den. Dec. 1, 2002
- 5 (25x) Last: N. Novak vs. Buffalo Nov. 19, 2017

Longest

- 59 Michael Badgley vs. Cincinnati Dec. 9, 2018
- 57 Nate Kaeding at Tampa Bay Dec. 21, 2008
- 55 Nate Kaeding vs. Kansas City Nov. 29, 2009

RUSHING YARDS

Most Seasons Leading League

- 2 LaDainian Tomlinson, 2006, 2007
- 1 Dick Post, 1968
- Paul Lowe, 1965

Most, Career

- 12,490 LaDainian Tomlinson, 2001-09
- 4,972 Paul Lowe, 1960-68
- 4,297 Marion Butts, 1989-93

Most, Season

- 1,815 LaDainian Tomlinson, 2006
- 1,683 LaDainian Tomlinson, 2002
- 1,645 LaDainian Tomlinson, 2003

Most, Game

- 243 LaDainian Tomlinson vs. Oakl. Dec. 28, 2003
- 220 LaDainian Tomlinson vs. Denver Dec. 1, 2002
- 217 LaDainian Tomlinson vs. N.E. Sept. 29, 2002
- Gary Anderson vs. Kansas City, Dec. 18, 1988

Longest Run

- 87t Melvin Gordon at New England Oct. 29, 2017
- Paul Lowe at Dallas Sept. 10, 1961
- 86t Keith Lincoln at Oakland, Sept. 30, 1962
- 85t L. Tomlinson vs. Kansas City Dec. 17, 2006

RUSHING TOUCHDOWNS

Most Seasons Leading League

- 3 LaDainian Tomlinson, 2004, 2006, 2007

Most, Career

- 138 LaDainian Tomlinson, 2001-09
- 43 Chuck Muncie, 1980-84
- 38 Paul Lowe, 1960-67

Most, Season

- 28 LaDainian Tomlinson, 2006
- 19 Chuck Muncie, 1981
- 18 LaDainian Tomlinson, 2005

Most, Game

- 4 LaDainian Tomlinson vs. Oak., Oct. 14, 2007
- L. Tomlinson at Cincinnati, Nov. 12, 2006
- L. Tomlinson at San Francisco, Oct. 15, 2006
- Chuck Muncie vs. Denver, Nov. 29, 1981
- Clarence Williams vs. Buffalo, Sept. 16, 1979
- 3 (22x), Last: M. Gordon at Clev. Oct. 15, 2018
- 2 (116x), Last: M. Gordon vs. Oak. Dec. 22, 2019

RUSHING AVERAGE

Highest, Career (minimum 500 att.)

- 4.90 Paul Lowe, 1960-68
- 4.71 Keith Lincoln, 1961-66, 68
- 4.43 Dick Post, 1967-70

Highest, Season (minimum 100 att.)

- 6.45 Keith Lincoln, 1963
- 6.29 Paul Lowe, 1960
- 5.71 Paul Lowe, 1963

Highest, Game (minimum 10 att.)

- 14.7 Michael Turner at Denver Oct. 7, 2007
- 13.8 Keith Lincoln at Oakland Sept. 30, 1962
- 12.7 Keith Lincoln at Kansas City Oct. 20, 1963

RUSHING ATTEMPTS

Most Seasons Leading League

- 1 Paul Lowe, 1965

Most, Career

- 2,880 LaDainian Tomlinson, 2001-09
- 1,059 Melvin Gordon, 2015-19
- 1,031 Marion Butts, 1989-93

Most, Season

- 372 LaDainian Tomlinson, 2002
- 348 LaDainian Tomlinson, 2006
- 343 Natrone Means, 1994

Most, Game

- 39 LaDainian Tomlinson at Oakland Oct. 20, 2002
- Marion Butts at Kansas City Dec. 17, 1989
- 37 (3x) Last: L. Tomlinson at Oak. Nov. 21, 2004
- 36 L. Tomlinson vs. Washington, Sept. 9, 2001
- Gary Brown at Oakland, Oct. 5, 1997

PASS ATTEMPTS**Most Seasons Leading League**

1 Philip Rivers, 2015

Most, Career

7,591 Philip Rivers, 2004-19

5,604 Dan Fouts, 1973-87

3,640 John Hadl, 1962-72

Most, Season

661 Philip Rivers, 2015

609 Dan Fouts, 1981

591 Philip Rivers, 2019

Most, Game

65 Philip Rivers at Green Bay Oct. 18, 2015

58 Philip Rivers vs. Oakland Oct. 25, 2015
Mark Herrmann at Kansas City Dec. 22, 1985

56 Dan Fouts vs. Miami Nov. 18 1984 (OT)

PASS COMPLETIONS**Most Seasons Leading League**

1 Philip Rivers, 2015

Most, Career

4,908 Philip Rivers, 2004-19

3,297 Dan Fouts, 1973-1987

1,824 John Hadl, 1962-1972

Most, Season

437 Philip Rivers, 2015

390 Philip Rivers, 2019

379 Philip Rivers, 2014

Most, Game

43 Philip Rivers at Green Bay Oct. 18, 2015

38 Philip Rivers vs. Oakland Oct. 25, 2015

37 Justin Herbert vs. N.Y. Jets Nov. 22, 2020
Mark Herrmann at Kansas City Dec. 22, 1985
Dan Fouts vs. Miami Nov. 18, 1984 (OT)**Most Consecutive**

25 Philip Rivers vs. Arizona Nov. 25, 2018

22 Philip Rivers vs. Detroit Sept. 13, 2015 and at
Cincinnati Sept. 20, 2015

20 Philip Rivers vs. Detroit Sept. 13, 2015

COMPLETION PERCENTAGE**Most Seasons Leading League**

1 Philip Rivers, 2013

Highest, Career (minimum 500 att.)

.663 Justin Herbert, 2020

.647 Philip Rivers, 2004-19

.622 Drew Brees, 2001-05

Highest, Season (minimum 140 att.)

.695 Philip Rivers, 2013

.683 Philip Rivers, 2018

.665 Philip Rivers, 2014

.663 Justin Herbert, 2020

Highest, Game (minimum 20 att.)

.966 Philip Rivers vs. Ariz. Nov. 25, 2018 (28 of 29)

.900 Philip Rivers vs. K.C. Nov. 1, 2012 (18 of 20)

.880 Drew Brees vs. Oak. Oct. 31, 2004 (22 of 25)

PASSING YARDS**Most Seasons Leading League**

4 Dan Fouts, 1979, 1980, 1981, 1982

3 John Hadl, 1965, 1968, 1971

1 Philip Rivers, 2010

Most, Career

59,271 Philip Rivers, 2004-19

43,040 Dan Fouts, 1973-87

26,938 John Hadl, 1962-72

Most, Season

4,802 Dan Fouts, 1981

4,792 Philip Rivers, 2015

4,715 Dan Fouts, 1980

Most, Game

503 Philip Rivers at Green Bay Oct. 18, 2015

455 Philip Rivers at Seattle Sept. 26, 2010

444 Dan Fouts at San Francisco Dec. 11, 1982
Dan Fouts vs. New York Giants Oct. 19, 1980**Most Games 300 Yards or More, Career**

70 Philip Rivers, 2004-19

51 Dan Fouts, 1973-87

16 John Hadl, 1962-72

Most Games 300 Yards or More, Season

8 Philip Rivers, 2015, 2019

Dan Fouts, 1980

7 Justin Herbert, 2020

Dan Fouts, 1981, 1985

6 Philip Rivers, 2017, 2016, 2012, 2011, 2010

Dan Fouts, 1979

Most Consecutive Games, 300 Yards or More

5 Philip Rivers, 2015

4 Dan Fouts, 1980-81, 1979

3 Philip Rivers, 2017, 2016, 2010-11

Dan Fouts, 1985, 1980

John Hadl, 1967

Most Games 400 Yards or More, Career

11 Philip Rivers, 2004-18

6 Dan Fouts, 1973-87

1 Jim Harbaugh, 1999-00

Longest Completion

99t Stan Humphries at Seattle Sept. 18, 1994

91t Jack Kemp at Denver Nov. 12, 1961

88t Ed Luther vs. Chicago Dec. 3, 1984

TOUCHDOWN PASSES**Most Seasons Leading League**

2 John Hadl, 1968, 1971

Dan Fouts, 1981, 1982

1 Philip Rivers, 2008 (tied with Drew Brees)

Most, Career

397 Philip Rivers, 2004-19

254 Dan Fouts, 1973-87

201 John Hadl, 1962-72

Most, Season

34 Philip Rivers, 2008

33 Philip Rivers, 2016

Dan Fouts, 1981

32 Philip Rivers, 2013, 2018

Most, Game

6 Dan Fouts at Oakland Nov. 22, 1981

5 (4x), Last: Drew Brees vs. Oak. Oct. 31, 2004

4 (29x), Last: Justin Herbert at N.O. Oct. 12, 2020

Most Consecutive Games

28 Philip Rivers, 2012-14

27 Philip Rivers, 2017-18

23 Philip Rivers, 2009-10

INTERCEPTIONS THROWN**Most Seasons Leading League**

1 Philip Rivers, 2016

John Hadl, 1968

Most, Career

242 Dan Fouts, 1973-87

211 John Hadl, 1962-72

198 Philip Rivers, 2004-19

Most, Season

32 John Hadl, 1968

26 John Hadl, 1972

25 John Hadl, 1971

Jack Kemp, 1960

Most, Game

6 Ed Luther vs. Washington Oct. 31, 1983

John Hadl vs. Kansas City Dec. 8, 1968

5 (9x), Last: C. Wheelihan at Sea. Dec. 13, 1998

4 (33x), Last: Philip Rivers vs. KC. Nov. 18, 2019

Fewest, Season (minimum 150 att.)

3 Ed Luther, 1984 (151 att.)

4 Doug Flutie, 2003 (167 att.)

John Friesz, 1993 (238 att.)

6 Stan Humphries, 1997 (225 att.)

Most Consecutive Attempts, None Intercepted

194 Drew Brees, Oct. 17-Dec. 5, 2004

170 Philip Rivers, Nov. 27-Dec. 24, 2011

168 Dan Fouts, Sept. 27-Oct. 25, 1981

Lowest Percentage, Season (minimum 150 att.)

.017 Philip Rivers, 2017

John Friesz, 1993

.018 Justin Herbert, 2020

Drew Brees, 2004

.019 Philip Rivers, 2009

PASSER RATING**Most Seasons Leading League**

1 Philip Rivers, 2008

Highest, Career (minimum 500 att.)

96.3 Justin Herbert, 2020

95.1 Philip Rivers, 2004-19

84.9 Drew Brees, 2001-05

Highest, Season (minimum 300 att.)

105.5 Philip Rivers, 2013, 2008, 2018

104.8 Drew Brees, 2004

104.4 Philip Rivers, 2009

Highest, Game (minimum 20 att.)

157.1 Dan Fouts at Cleveland Sept. 7, 1981

154.4 Philip Rivers at Jacksonville Dec. 8, 2019

153.1 Drew Brees vs. Oakland Oct. 31, 2004

RECEIVING YARDS**Most Seasons Leading League**

3 Lance Alworth, 1965, 1966, 1969

Most, Career

11,841 Antonio Gates, 2003-18

9,584 Lance Alworth, 1962-70

9,203 Charlie Joiner, 1976-86

Most, Season

1,602 Lance Alworth, 1965

1,393 Keenan Allen, 2017

1,383 Lance Alworth, 1966

Most, Game

260 Wes Chandler vs. Cincinnati Dec. 20, 1982

243 Wes Chandler vs. Seattle Sept. 15, 1985

232 Lance Alworth at Kansas City Oct. 20, 1963

Average per Catch, Career (minimum 250 rec.)

19.4 Lance Alworth, 1962-70

18.6 Gary Garrison, 1966-76

17.5 Vincent Jackson, 2005-11

Average per Catch, Season (minimum 35 rec.)

23.2 Lance Alworth, 1965

22.9 Gary Garrison, 1970

21.2 Gary Garrison, 1968, 1971

Longest Reception

99t Tony Martin at Seattle Sept. 18, 1994

91t Keith Lincoln at Denver Nov. 12, 1961

88t Bobby Duckworth at Chicago Dec. 3, 1984

RECEPTIONS**Most Seasons Leading League**

3 Lance Alworth, 1966, 1968, 1969

2 Kellen Winslow, 1980, 1981

Most, Career

955 Antonio Gates, 2003-18

624 Keenan Allen, 2013-20

586 Charlie Joiner, 1976-86

Most, Season

104 Keenan Allen, 2019

102 Keenan Allen, 2017

100 Keenan Allen, 2020

LaDainian Tomlinson, 2003

Most, Game

16 Keenan Allen vs. N.Y. Jets Nov. 22, 2020

15 Austin Ekeler vs. Denver Oct. 6, 2019

Keenan Allen vs. Detroit Sept. 13, 2015

Kellen Winslow at Green Bay Oct. 7, 1984

14 Keenan Allen at Pittsburgh Dec. 2, 2018

Keenan Allen at Green Bay Oct. 18, 2015

David Boston at Jacksonville Oct. 5, 2003

Kellen Winslow vs. Kansas City Dec. 11, 1983

Most Consecutive Games With a Catch

96 Lance Alworth, 1962-69

80 Antonio Gates, 2003-08

78 Charlie Joiner, 1978-84

RECEIVING TOUCHDOWNS**Most Seasons Leading League**

3 Lance Alworth, 1964, 1965, 1966

Most, Career116 Antonio Gates, 2003-18
81 Lance Alworth, 1962-70
58 Gary Garrison, 1966-76**Most, Season**14 Tony Martin, 1996
Lance Alworth, 1965
13 (5x), Last: Antonio Gates, 2004
12 Antonio Gates, 2014
Gary Garrison, 1970**Most, Game**5 K. Winslow at Oakland Nov. 22, 1981
4 Lance Alworth at Denver Dec. 1, 1968
3 (14x) Last: D. Woodhead vs. Mia. Dec. 20, 2015**Most Consecutive Games**9 Antonio Gates, 2009-10
Lance Alworth, 1963
6 John Jefferson, 1980
Lance Alworth, 1964, 1967
5 Keenan Allen, 2020, 2018
Lance Alworth, 1965-66**SCRIMMAGE YARDS****Most, Career**16,445 LaDainian Tomlinson, 2001-09
11,841 Antonio Gates, 2003-18
9,721 Lance Alworth, 1962-70**Most, Season**2,370 LaDainian Tomlinson, 2003
2,323 LaDainian Tomlinson, 2006
2,172 LaDainian Tomlinson, 2002**Most, Game**271 LaDainian Tomlinson vs. Denver Dec. 1, 2002
261 Melvin Gordon vs. Tennessee Nov. 6, 2016
260 LaDainian Tomlinson vs. Oakland Dec. 28, 2003
Wes Chandler vs. Cincinnati Dec. 20, 1982**INTERCEPTIONS BY****Most Seasons Leading League**1 Casey Hayward, 2016
Antonio Cromartie, 2007**Most, Career**42 Gill Byrd, 1983-92
29 Dick Harris, 1960-65
26 Rodney Harrison, 1994-02**Most, Season**10 Antonio Cromartie, 2007
9 Charlie McNeil, 1961
8 (4x) Last: Ryan McNeil, 2001**Most, Game**3 A. Cromartie vs. Indianapolis Nov. 11, 2007
Dwayne Harper vs. Oakland Nov. 27, 1995
Pete Shaw at Cincinnati Nov. 2, 1980
Clarence Duren at Miami Oct. 30, 1977
Chris Fletcher at Denver Nov. 30, 1975
Joe Beauchamp vs. Denver Sept. 24, 1972
Leslie Duncan at Oakland Sept. 25, 1966
Bud Whitehead at Buffalo Oct. 10, 1965
Dick Harris at Buffalo Nov. 17, 1963
Charlie McNeil vs. Houston Sept. 24, 1961
C. McNeil vs. New York Titans Dec. 18, 1960
2 (85x) Last: D. King at Browns Oct. 15, 2018**Most Consecutive Games**5 Charlie McNeil, 1961
4 (4x) Last: Greg Jackson, 1998
3 (18x) Last: Stephen Cooper, 2008**INTERCEPTION RETURN YARDS****Most Seasons Leading League**

1 Charlie McNeil, 1961

Most, Career546 Gill Byrd, 1983-92
502 Charlie McNeil, 1960-64
477 Kenny Graham, 1964-69**Most, Season**349 Charlie McNeil, 1961
224 Stanley Richard, 1994
166 Vencie Glenn, 1987**Most, Game**177 Charlie McNeil vs. Houston, Sept. 24, 1961
106 Woodrow Lowe vs. Pittsburgh, Nov. 18, 1979
103 Vencie Glenn vs. Denver, Nov. 29, 1987**Longest Return**103t Vencie Glenn vs. Denver, Nov. 29, 1987
102t Donald Frank at L.A. Raiders, Oct. 31, 1993
100t Leslie Duncan vs. Kansas City, Oct. 15, 1967**INTERCEPTION RETURN TOUCHDOWNS****Most, Career**5 Kenny Graham, 1964-69
Dick Harris, 1960-65
4 Woodrow Lowe, 1976-86
3 Eric Weddle, 2007-15
Joe Beauchamp, 1966-75**Most, Season**3 Dick Harris, 1961
2 (9x) Last: Demorrio Williams, 2012
1 (76x) Last: Tevaughn Campbell, 2020**Most, Game**1 (97x) Last: Tevaughn Campbell
vs. N.Y. Jets Nov. 22, 2020**SACKS****Most Seasons Leading League**

1 Shawne Merriman, 2006

Most, Career105.5 Leslie O'Neal, 1986-95
69.5 Shaun Phillips, 2004-12
67.0 Gary Johnson, 1975-84**Most, Season**17.5 Gary Johnson, 1980
17.0 S. Merriman, 2006
Leslie O'Neal, 1992
Steve DeLong, 1969
15.5 Fred Dean, 1978**Most, Game (since 1982)**5 Leslie O'Neal vs. Dallas Nov. 16, 1986
4 (5x) Last: A. Barnes vs. Balt. Dec. 18, 2011
3.5 (3x) Last: Kendall Reyes at N.Y.J. Dec. 23, 2012**PUNTS****Most, Career**771 Darren Bennett, 1995-03
756 Mike Scifres, 2003-15
519 Dennis Partee, 1968-75**Most, Season**95 Darren Bennett, 1998
92 Darren Bennett, 2000
89 Darren Bennett, 1997, 1999**Most, Game**11 (5x), Last: D. Bennett at Oak. Oct. 11, 1998
10 (10x) Last: D. Kaser at Jax Nov. 12, 2017
9 (14x), Last: D. Kaser at NYJ Dec. 24, 2017**PUNT YARDS****Most, Career**34,152 Mike Scifres, 2003-15
33,776 Darren Bennett, 1995-03
21,417 Dennis Partee, 1968-75**Most, Season**4,248 Darren Bennett, 2000
4,174 Darren Bennett, 1998
3,972 Darren Bennett, 1997**Most, Game**522 Darren Bennett at Oakland Oct. 11, 1998
493 Mike Scifres at Denver Nov. 18, 2012
492 Dennis Partee at Kansas City Nov. 10, 1974**Longest Punt**82 Paul Maguire vs. Dallas Nov. 19, 1961
73 Dennis Partee at Denver Oct. 17, 1971
72 Mike Scifres at Buffalo, Sept. 21, 2014**PUNTING AVERAGE****Highest, Career (minimum 100 att.)**47.4 Drew Kaser, 2016-18
47.0 Ty Long, 2019-20
45.2 Mike Scifres, 2003-15**Highest, Season (minimum 50 att.)**48.3 Mike Scifres, 2012
48.1 Drew Kaser, 2017
46.9 Ty Long, 2020**Highest, Game (minimum 4 att.)**59.5 Mike Scifres at St. Louis Oct. 17, 2010
Darren Bennett at Pittsburgh Oct. 1, 1995
57.0 Drew Kaser at Denver Oct. 30, 2016
Mike Scifres vs. Kansas City Oct. 19, 2014
Darren Bennett at Kansas City Sept. 17, 2000
56.7 Darren Bennett at Denver Oct. 6, 1996**PUNT RETURN YARDS****Most Seasons Leading League**

1 Leslie "Speedy" Duncan, 1965

Most, Career2,388 Mike Fuller, 1975-80
1,651 Leslie "Speedy" Duncan, 1964-70
1,407 Darrien Gordon, 1983-96**Most, Season**537 Darrien Gordon, 1996
489 Eric Metcalf, 1997
475 Darrien Gordon, 1994**Most, Game**168 Eric Metcalf at Cincinnati Nov. 2, 1997
136 Mike Fuller at Buffalo Nov. 21, 1976
133 Andre Coleman at Phil. Sept. 17, 1995**Longest Return**95t L. Duncan vs. New York Jets, Nov. 24, 1968
90t Darrien Gordon at L.A. Raiders, Sept. 25, 1994
88t A. Coleman at Philadelphia, Sept. 17, 1995
Mike Fuller at New Orleans, Oct. 9, 1977**PUNT RETURN AVERAGE****Most Seasons Leading League**

2 Leslie "Speedy" Duncan, 1965, 1966

Highest, Career (minimum 50 ret.)13.7 Darrien Gordon, 1993-96
12.0 Leslie "Speedy" Duncan, 1964-70
11.3 Mike Fuller, 1975-80**Highest, Season (minimum 20 ret.)**15.5 Leslie "Speedy" Duncan, 1965
14.9 Darrien Gordon, 1996
13.8 Desmond King, 2018
13.2 (4x), Last: Darrien Gordon, 1994

PUNT RETURN TOUCHDOWNS

Most, Career

- 4 Leslie "Speedy" Duncan, 1964-70
- 3 Eric Metcalf, 1997
- 3 Darrien Gordon, 1993-96
- 2 (5x) Last: Desmond King, 2017-19

Most, Season

- 3 Eric Metcalf, 1997
- 2 (3x) Last: Darrien Gordon, 1994
- 1 (19x) Last: Desmond King, 2019

Most, Game

- 2 Eric Metcalf at Cincinnati, Nov. 2, 1997
- 1 (25x) Last: D. King vs. Denver, Oct. 6, 2019

PUNT RETURNS

Most Seasons Leading League

- 1 Leslie Duncan, 1965

Most, Career

- 212 Mike Fuller, 1975-80
- 138 Leslie "Speedy" Duncan, 1964-70
- 124 Lionel James, 1984-88

Most, Season

- 46 Mike Fuller, 1979
- 45 Eric Metcalf, 1997
- 39 Mike Fuller, 1978

Most, Game

- 8 (4x) Last: Leon Johnson at Det. Dec. 7, 2003
- 7 (4x) Last: Mike Fuller at Hou. Dec. 17, 1978
- 6 (9x) Last: J. Herndon vs. Miami Dec. 20, 2015

Most Fair Catches, Season

- 25 Travis Benjamin, 2017
- 24 Kenny Graham, 1969
- 19 Chris Penn, 1999
- 19 Darrien Gordon, 1994

Most Fair Catches, Game

- 6 Phil McConkey at Kansas City Dec. 17, 1989
- 5 Jeff Graham at Oakland Sept. 3, 2000
- 5 Kenny Graham vs. Cincinnati Oct. 4, 1969
- 5 Travis Benjamin vs. Denver Oct. 22, 2017

KICKOFF RETURN YARDS

Most, Career

- 6,469 Darren Sproles, 2005-10
- 3,997 Ronney Jenkins, 2000-02
- 3,914 Andre Coleman, 1994-96

Most, Season

- 1,541 Ronney Jenkins, 2001
- 1,531 Ronney Jenkins, 2000
- 1,528 Darren Sproles, 2005

Most, Game

- 250 Ronney Jenkins, at Oakland Nov. 18, 2001
- 221 Ronney Jenkins vs. N.O. Sept. 10, 2000
- 215 Richard Goodman at Oakland Jan. 1, 2012

Longest Return

- 105t Richard Goodman at Oakland Jan. 1, 2012
- 103t Darren Sproles at Denver Sept. 14, 2008
- Keith Lincoln vs. N.Y. Titans Sept. 16, 1962
- 99t Micheal Spurlock vs. Oakland Dec. 30, 2012

KICKOFF RETURN AVERAGE

Highest, Career (minimum 75 ret.)

- 25.3 Leslie "Speedy" Duncan, 1964-70
- 25.1 Darren Sproles, 2005-10
- 24.2 Ronney Jenkins, 2000-02

Highest, Season (minimum 10 ret.)

- 29.7 Antonio Cromartie, 2006
- 28.4 Keith Lincoln, 1962
- 28.0 Leslie "Speedy" Duncan, 1969

KICKOFF RETURN TOUCHDOWNS

Most, Career

- 4 Andre Coleman, 1994-96
- 3 Ronney Jenkins, 2000-02
- 2 Darren Sproles, 2005-08
- 2 Anthony Miller, 1988-93

Most, Season

- 2 (3x) Last: Ronney Jenkins, 2001
- 1 (13x) Last: Micheal Spurlock, 2012

Most, Game

- 1 (19x) Last: M. Spurlock vs. Oak. Dec. 30, 2012

KICKOFF RETURNS

Most, Career

- 258 Darren Sproles, 2005-10
- 166 Andre Coleman, 1994-96
- 165 Ronney Jenkins, 2000-02

Most, Season

- 67 Ronney Jenkins, 2000
- 63 Darren Sproles, 2005
- 62 Andre Coleman, 1995

Most, Game

- 8 (5x) Last: D. Sproles at N.O. (at London) Oct. 26, 2008
- 7 (13x) Last: D. Sproles vs. Denver Oct. 19, 2009
- 6 (36x) Last: R. Goodman at Oakland Jan. 1, 2012

COMBINED KICKOFF AND PUNT RETURN YARDS

Most, Career

- 7,404 Darren Sproles, 2005-10
- 5,037 Leslie "Speedy" Duncan, 1964-70
- 4,240 Andre Coleman, 1994-96

Most, Season

- 1,737 Andre Coleman, 1995
- 1,636 Darren Sproles, 2005
- 1,625 Darren Sproles, 2008

COMBINED KICKOFF AND PUNT RETURNS

Most, Career

- 372 Darren Sproles, 2005-10
- 289 Mike Fuller, 1975-80
- 272 Leslie "Speedy" Duncan, 1964-70

Most, Season

- 90 Andre Coleman, 1995
- 81 Darren Sproles, 2005
- 80 Darren Sproles, 2009

SERVICE

Most Seasons, Active Player

- 17 David Binn, 1994-10
- 16 Philip Rivers, 2004-19
- Antonio Gates, 2003-18
- 15 Dan Fouts, 1973-87
- Russ Washington, 1968-82
- 14 Don Macek, 1976-89
- Doug Wilkerson, 1971-84

Most Games

- 256 David Binn, 1994-10
- 236 Antonio Gates, 2003-18
- 228 Philip Rivers, 2004-19
- 200 Junior Seau, 1990-02
- Russ Washington, 1968-82

Most Consecutive Games

- 225 Philip Rivers, 2005-19
- 179 David Binn, 1994-10
- 178 Russ Washington, 1968-80

Most Consecutive Starts

- 224 Philip Rivers, 2006-19
- 148 Russ Washington, 1970-80
- 140 Walt Sweeney, 1964-73

TEAM RECORDS

† indicates 9-game strike season

GAMES WON

Most, Season

- 14 2006
- 13 2009
- 12 1961, 1979, 2004, 2018

Fewest, Season

- 1 2000
- 2 1973, 1975
- 4 1962, 1972, 1986, 1991, 1997, 2003, 2015

Most Consecutive

- 15 Nov. 27, 1960–Dec. 3, 1961
- 11 Oct. 25, 2009–Jan. 3, 2010
- Oct. 29, 2006–Sept. 9, 2007
- 8 (4x) Last: Oct. 24–Dec. 19, 2004

Most Consecutive at Home

- 10 Nov. 5, 1978–Nov. 25, 1979
- 9 Sept. 17, 2006–Sept. 9, 2007
- Nov. 27, 1960–Dec. 9, 1961
- 8 Oct. 4, 1992–Sept. 19, 1993

Most Consecutive on Road

- 11 Oct. 2, 1960–Nov. 12, 1961
- 6 Oct. 25, 2009–Dec. 25, 2009
- Nov. 4, 1979–Sept. 28, 1980
- Oct. 14, 2018–Dec. 30, 2018
- 5 Jan. 2, 1994–Oct. 16, 1994

Most Consecutive at Start of Season

- 11 1961
- 6 1994
- 4 1966, 1980, 2002

GAMES LOST

Most, Season

- 15 2000
- 12 1975, 1986, 1991, 1997, 2003, 2015
- 11 1973, 1998, 2001, 2016, 2019

Fewest, Season

- 2 1961, 1965, 2006
- 3 2009, 1963, 1982†
- 4 1960, 1979, 2004

Most Consecutive

- 11 Sept. 3, 2000–Nov. 19, 2000
- Sept. 21, 1975–Nov. 30, 1975
- 9 (3x) Last: Dec. 8, 2002–Oct. 5, 2003
- 8 (5x) Last: Dec. 4, 2016–Sept. 24, 2017

Most Consecutive at Home

- 7 Nov. 13, 2016–Oct. 1, 2017
- 6 (3x) Last: Nov. 13, 2016–Sept. 24, 2017
- 5 (6x) Last: Nov. 13, 2016–Sept. 17, 2017

Most Consecutive on Road

- 11 Oct. 6, 1985–Oct. 26, 1986
- 8 (3x) Last: Sept. 3, 2000–Dec. 17, 2000
- 7 Nov. 10, 2002–Oct. 5, 2003
- Sept. 20, 1998–Dec. 27, 1998

Most Consecutive on Road Without Victory (Ties incl.)

- 14 Nov. 22, 1970–Nov. 19, 1972

POINTS

Most, Season

- 492 2006
- 478 1981
- 467 1985

Most, Game

- 58 vs. Denver, Dec. 22, 1963
- 55 at Oakland, Nov. 22, 1981
- vs. Denver, Oct. 20, 1968
- 54 vs. Buffalo, Nov. 19, 2017

Most Game, Both Teams

- 98 vs. Pittsburgh, Dec. 8, 1985
- 93 vs. N.Y. Titans, Dec. 18, 1960
- 90 at Cincinnati, Nov. 12, 2006

Most, Half

- 42 Nov. 12, 2006 at Cincinnati (second half)
- 41 Nov. 5, 1961 vs. N.Y. Titans (second half)
- 37 Nov. 19, 2017 vs. Buffalo (first half)

Most, Quarter

- 28 vs. Arizona Nov. 25, 2018 (second quarter)
- at Kansas City Nov. 15, 1964 (second quarter)
- vs. N.Y. Titans Nov. 5, 1961 (third quarter)
- vs. Houston Sept. 24, 1961 (second quarter)

Most, Quarter, Both Teams

- 38 at Denver Sept. 14, 2008 (second quarter)
- at Kansas City Oct. 19, 1986 (second quarter)
- at Denver Oct. 6, 1963 (second quarter)
- at Boston Oct. 7, 1961 (second quarter)

Fewest, Season

- 188 1973
- 189 1975
- 212 1974

Fewest, Game

- 0 (29x) Last: vs. New England Dec. 6, 2020

Most Consecutive Games Not Shutout

- 241 Nov. 7, 1999–Oct. 23, 2014
- 114 Oct. 4, 1992–Oct. 24, 1999
- 105 Sept. 7, 1962–Oct. 26, 1969
- 98 Nov. 16, 2014–Nov. 29, 2020

TOUCHDOWNS

Most, Season

- 61 1981
- 60 1985
- 59 2006

Most, Game

- 8 vs. Pittsburgh Dec. 8, 1985
- at Oakland Nov. 22, 1981
- 7 (8x) Last: vs. Denver Dec. 28, 2008
- 6 (37x) Last: at Jacksonville Dec. 8, 2019

Fewest, Season

- 22 1973, 1975
- 23 1998
- 25 1977, 1999

POINTS AFTER TOUCHDOWN

Most, Season

- 58 2006
- 55 1981
- 54 2004

Most, Game

- 7 (7x) Last: vs. Denver Dec. 28, 2008
- 6 (30x) Last: at Jacksonville Dec. 8, 2019
- 5 (52x) Last: at Cleveland Oct. 15, 2018

Fewest, Season

- 19 1973, 1998
- 20 1975
- 21 1977

TWO-POINT CONVERSIONS

Most, Season

- 6 2018
- 3 1994
- 2 1962, 1963, 1968, 1998, 2003, 2008, 2010, 2015

Most, Game - (since 1994)

- 2 (2x) Last: Antonio Gates and Melvin Gordon vs. K.C. Sept. 9, 2018
- 1 (20x) Last: Keenan Allen at Buffalo Nov. 29, 2020

Most Attempts, Season

- 8 2018
- 7 1994
- 5 2008
- 4 1995, 1998, 2000, 2020

Most Attempts, Game - (since 1994)

- 3 (2x) Last: vs. Kansas City Sept. 9, 2018
- 2 (5x) Last: vs. Kansas City Sept. 9, 2018
- 1 (39x) Last: vs. Kansas City Nov. 18, 2019

FIELD GOALS

Most, Season

- 34 1994, 2013
- 32 2009
- 31 1993, 1999

Most, Game

- 6 (3x) Last: at Oakland Oct. 5, 1997
- 5 (11x) Last: at Oakland Sept. 10, 2012
- 4 (37x) Last: vs. Denver Dec. 27, 2020

Most Attempts, Season

- 43 2001
- 40 1993
- 38 1994

Most Attempts, Game

- 7 at N.Y. Jets Oct. 8, 1966
- 6 (6x) Last: vs. Buffalo Nov. 19, 2017
- 5 (27x) Last: vs. Green Bay, Nov. 3, 2019

Most, Game, Both Teams

- 9 vs. Kansas City Sept. 29, 1996
- 8 at Indianapolis Nov. 3, 1996
- vs. New England Nov. 9, 1975
- 7 (16x) Last: vs. Denver Dec. 27, 2020

Most Attempts, Game, Both Teams

- 10 (4x) Last: vs. Seattle Dec. 12, 1999
- 9 (3x) Last: vs. Denver Dec. 1, 2002
- 8 (23x) Last: vs. Denver Dec. 27, 2020

Fewest Made, Season

- 6 1974
- 10 1976
- 12 1964, 1970, 1973, 1975

Fewest Attempts, Season

- 16 1974
- 19 1970
- 20 1962, 1976, 1988, 2003

FIRST DOWNS

Most, Season

- 380 1985
- 379 1981
- 374 1984

Most, Game

- 35 at Kansas City Oct. 19, 1986
- 34 vs. Miami Nov. 18, 1984 (OT)
- vs. Cincinnati Dec. 20, 1982
- 33 at Philadelphia Sept. 15, 2013
- vs. Oakland Oct. 31, 2004

Most, Game, Both Teams

- 62 vs. Seattle Sept. 15, 1985
- 58 vs. Seattle Dec. 29, 2002 (OT)
- at Cincinnati Sept. 22, 1985
- vs. Miami Nov. 18, 1984 (OT)
- 57 at New England, Sept. 18, 2011
- at San Francisco Dec. 11, 1982

Fewest, Season

- 198 1973, 1975
- 208 1961
- 217 1962

Fewest, Game

- 3 at Denver Nov. 30, 1975
- 5 at Denver Nov. 16, 2003
- vs. Oakland Oct. 5, 1970
- 6 vs. Pittsburgh Dec. 24, 2000
- at Seattle Nov. 22, 1987

Most by Rushing, Season

- 137 2006
- 131 2004
- 127 1965, 1981

Most by Rushing, Game

- 19 vs. Oakland Nov. 27, 1960
- 18 vs. Houston Oct. 3, 1965
- 17 (3x) Last: vs. Denver, Dec. 28, 2008

Fewest by Rushing, Game

- 0 vs. Oakland Dec. 5, 2010
- at Oakland Nov. 14, 1999
- 1 (17x) Last: at Indianapolis Sept. 25, 2016
- 2 (51x) Last: at Chicago Oct. 27, 2019

Most by Passing, Season

- 259 1985
- 244 1980
- 240 1984

Most by Passing, Game

27 vs. Seattle Sept. 15, 1985
 26 at Green Bay Oct. 18, 2015
 23 vs. Cincinnati Dec. 20, 1982
 vs. N.Y. Giants Oct. 19, 1980

Fewest by Passing, Season

89 1975
 93 1973
 110 1961

Fewest by Passing, Game

0 at Kansas City Sept. 20, 1998
 1 at Denver Nov. 30, 1975 (OT)
 2 (3x) Last: at Denver Nov. 16, 2003

Most by Penalty, Season

39 2013, 2019
 37 2004, 2014
 36 2016

Most by Penalty, Game

7 (3x) Last: vs. Tennessee Nov. 13, 2016
 6 (5x) Last: at Baltimore Nov. 30, 2014
 5 (22x) Last: at Las Vegas Dec. 17, 2020

Fewest by Penalty, Season

11 1975
 12 1964
 13 1968

NET YARDS GAINED**Most, Season**

6,744 1981
 6,535 1985
 6,410 1980

Most, Game

661 vs. Cincinnati Dec. 20, 1982
 593 vs. L.A. Raiders Nov. 10, 1985
 581 vs. Denver Oct. 20, 1968

Most, Game, Both Teams

1,102 vs. Cincinnati Dec. 20, 1982
 1,057 vs. Denver Oct. 20, 1968
 1,050 at Philadelphia Sept. 15, 2013

Fewest, Season

3,411 1975
 3,622 1973
 3,953 1970

Fewest, Game

70 at Denver Nov. 2, 1969
 93 vs. Oakland Oct. 5, 1975
 96 at Denver Nov. 16, 2003

Most Total Offensive Plays, Season

1,154 1984
 1,135 1980
 1,129 1981

Fewest Total Offensive Plays, Season

617 1982[†]
 753 1963
 759 1964

RUSHING**Most Attempts, Season**

590 1978
 525 2004
 522 2006

Most Attempts, Game

58 vs. Oakland, Nov. 20, 1977
 53 (4x) Last: vs. Detroit Dec. 16, 2007
 51 at Kansas City Sept. 12, 1983

Fewest Attempts, Season

267 1982[†]
 351 2000
 361 1966

Most Yards, Season

2,578 2006
 2,257 1990
 2,248 1991

Most Yards, Game

289 vs. Denver Dec. 28, 2008
 287 vs. N.Y. Jets Oct. 13, 1963
 274 vs. Detroit Dec. 16, 2007

Fewest Yards, Game

2 vs. Boston Dec. 17, 1961
 3 vs. Dallas Texans Nov. 19, 1961
 11 vs. Buffalo Nov. 20, 1960

Most Touchdowns, Season

32 2006
 26 1981
 25 1979

Fewest Touchdowns, Season

4 2012, 2015
 5 1997
 6 2014

Most Touchdowns, Game

5 (4x) Last: vs. Denver Dec. 28, 2008
 4 (22x) Last: at Tennessee Dec. 25, 2009
 3 (47x) Last: at Cleveland Oct. 15, 2018

RUSHING AVERAGE**Highest, Season**

5.6 1963
 5.1 2003
 4.9 2006

Highest, Game

8.52 vs. N.Y. Jets Dec. 24, 1967
 8.44 vs. Denver Dec. 22, 1963
 8.26 vs. Cleveland Nov. 5, 2006

PASSING**Most Attempts, Season**

667 2015
 662 1984
 635 1983

Most Attempts, Game

65 at Green Bay Oct. 18, 2015
 at Kansas City Oct. 19, 1986
 58 vs. Oakland Oct. 25, 2015
 at Kansas City Dec. 22, 1985
 56 vs. Miami Nov. 18, 1984, (OT)

Fewest Attempts, Season

337 1975
 338 1982[†]
 349 1974

Fewest Attempts, Game

6 at Cleveland Dec. 19, 2004
 10 vs. Kansas City Dec. 18, 1988
 11 (2x) Last: vs. Houston Oct. 28, 2007

Most Completions, Season

442 2015
 401 1984
 391 2020

Most Completions, Game

43 at Green Bay Oct. 18, 2015
 38 vs. Oakland Oct. 25, 2015
 37 (4x) Last: vs. N.Y. Jets Nov. 22, 2020

Fewest Completions, Game

1 at Kansas City Sept. 20, 1998
 3 vs. Oakland Oct. 5, 1975
 4 at Cleveland Dec. 19, 2004
 vs. Kansas City Nov. 2, 1986

Most Net Yards Gained, Season

4,870 1985
 4,739 1981
 4,661 1983

Most Net Yards Gained, Game

494 vs. Seattle Sept. 15, 1985
 488 at Green Bay Oct. 18, 2015
 486 vs. Cincinnati Dec. 20, 1982

Fewest Net Yards Gained, Season

1,610 1975
 1,808 1973
 2,244 1977

Fewest Net Yards Gained, Game

-22 vs. Oakland Oct. 5, 1975
 -19 at Kansas City Sept. 20, 1998
 7 at Washington Sept. 16, 1973

Most Touchdowns, Season

37 1985
 34 1981, 2008
 33 2016

Fewest Touchdowns, Season

7 1975
 9 1973
 11 1977, 1988, 1998

Most Touchdowns, Game

7 at Oakland Nov. 22, 1981
 5 (9x) Last: vs. Oakland Oct. 31, 2004
 4 (31x) Last: at New Orleans Oct. 12, 2020

Most Had Intercepted, Season

34 1962, 1998
 33 1968, 1983, 1986
 30 1964, 1973, 1978, 1985, 2000

Most Had Intercepted, Game

7 at Seattle Dec. 13, 1998
 vs. Kansas City Dec. 8, 1968
 6 (6x) Last: vs. Green Bay Oct. 24, 1999
 5 (14x) Last: at Denver Dec. 27, 1987

Fewest Had Intercepted, Season

8 2004
 9 2006
 10 2009

SACKED ATTEMPTING TO PASS**Most Times, Season**

57 1970
 53 2000
 51 1997

Fewest Times, Season

11 1967
 12 1982[†]
 18 1968, 2017

Most Times Sacked Opponent, Season

62 1986
 61 2006
 60 1980

Most Times Sacked Opponent, Game

11 at New York Jets Dec. 23, 2012
 vs. Dallas Nov. 16, 1986
 10 vs. Green Bay Sept. 24, 1978
 9 (5x) Last: at Cleveland Dec. 24, 2016

PUNTS**Most, Season**

95 1998
 92 2000
 90 1997

Most, Game

11 (5x) Last: at Oakland Oct. 11, 1998
 10 (11x) Last: at Jacksonville Nov. 12, 2017
 9 (12x) Last: at New York Jets Dec. 24, 2017

Fewest, Season

23 1982[†]
 45 1972
 47 2011

Fewest, Game

0 (7x) Last: at Miami Sept. 29, 2019
 1 (35x) Last: vs. Kansas City, Jan. 1, 2017
 2 (80x) Last: at Las Vegas, Dec. 17, 2020

Fewest, Game, Both Teams

1 (2x) Last: at Oakland Jan. 1, 2012
 2 (7x) Last: vs. Kansas City Jan. 1, 2017
 3 (16x) Last: at Rams, Sept. 23, 2018

PUNT YARDS**Most, Season**

4,248 2000
 4,174 1998
 3,972 1997

Most, Game

522 at Oakland Oct. 11, 1998
 493 at Denver Nov. 18, 2012
 492 at Kansas City Nov. 10, 1974

Fewest, Season

868 1982[†]
 1,813 1972
 2,234 2011

Highest Average, Season

48.1 2017
 47.5 2011
 47.0 2019

Lowest Average, Season

36.3 1978
 36.5 1979
 36.8 1975

PUNT RETURNS**Most, Season**

57 1978
 52 1979
 49 2003

Most, Game

8 (4x) Last: at Detroit Dec. 7, 2003
 7 (7x) Last: at Houston Dec. 7, 1978
 6 (13x) Last: vs. Miami Dec. 20, 2015

Fewest, Season

12 1982[†]
 20 2015
 21 1966

Most Fair Catches, Season

32 1969
 26 2015, 2017
 25 1991, 1999

Most Fair Catches, Game

6 at Kansas City Dec. 17, 1989
 vs. Chicago Dec. 4, 1978
 5 (3x) Last: at Oakland Sept. 3, 2000
 4 (11x) Last: at New York Jets Dec. 24, 2017

Fewest Fair Catches, Season

0 1960, 1961, 1962, 1963, 1964, 1965, 1975
 1 1976
 3 1977

PUNT RETURN YARDS**Most, Season**

590 1978
 559 1996
 542 1998

Most, Game

168 at Cincinnati Nov. 2, 1997
 151 vs. Kansas City Sept. 20, 1965
 139 vs. Titans of New York Nov. 5, 1961

Fewest, Season

84 2015
 118 2019
 138 1982[†]

Highest Average, Season

15.5 1961
 14.7 1996
 13.4 1965

Lowest Average, Season

4.2 2015
 5.4 2019
 5.6 1970

PUNT RETURN TOUCHDOWNS**Most, Season**

3 1997
 2 1965, 1973, 1990, 1994
 1 (16x) Last: 2019

Most, Game

2 at Cincinnati Nov. 2, 1997
 1 (25x) Last: vs. Denver Oct. 26, 2019

KICKOFF RETURNS**Most, Season**

84 2003
 83 2000
 75 1997

Most, Game

9 (7x) Last: vs. New York Jets Nov. 3, 2002
 8 (15x) Last: at N.O. (at London) Oct. 26, 2008
 7 (51x) Last: at Seattle Sept. 26, 2010

Most, Game, Both Teams

17 vs. Pittsburgh Dec. 8, 1985
 16 vs. New York Titans Dec. 18, 1960
 15 (3x) Last: at New York Giants Oct. 2, 1983

KICKOFF RETURN YARDS**Most, Season**

1,804 2003
 1,792 2000
 1,716 2001

Most, Game

269 at Oakland Nov. 18, 2001
 242 vs. Atlanta Oct. 21, 1973
 232 vs. Kansas City Dec. 13, 1964

Fewest, Season

474 2017
 508 2016
 577 2014

Highest Average, Season

26.0 2001
 25.6 2011
 25.5 2007

Lowest Average, Season

16.5 1961
 17.5 1986
 18.0 1992

KICKOFF RETURN TOUCHDOWNS**Most, Season**

2 1988, 1994, 1995, 2001
 1 1962, 1985, 1989, 1991, 1997, 2000, 2004,
 2007, 2008, 2011, 2012

Most, Game

1 (19x) Last: vs. Oakland Dec. 30, 2012

PENALTIES**Most Seasons Leading League**

3 1962, 1964, 1965

Most, Season

137 1998
 129 1997
 128 1981

Most, Game

19 at Kansas City Nov. 16, 1997
 16 vs. Baltimore Nov. 15, 1998
 15 at Indianapolis Nov. 3, 1997

Fewest, Season

63 1969
 64 1982[†]
 68 1966

Fewest, Game

0 (5x) Last: at Denver Oct. 9, 2011
 1 (28x) Last: vs. Buffalo Nov. 19, 2017
 2 (39x) Last: at Oakland Dec. 22, 2019

Most Yards, Season

1,229 1998
 1,101 1997
 1,039 1988

Most Yards, Game

148 vs. N.Y. Jets Oct. 13, 1963
 146 vs. Baltimore Nov. 15, 1998
 at Kansas City Nov. 16, 1997
 138 at Seattle Nov. 16, 1981

FUMBLES**Most, Season**

44 1985
 42 1983
 40 1972, 1973, 1980

Most, Game

9 vs. Green Bay Sept. 24, 1978
 7 vs. Cincinnati Sept. 30, 1973
 6 (5x) Last: vs. Pittsburgh Dec. 13, 1987

Most by Opponent, Game

9 at Kansas City Nov. 15, 1964
 7 (3x) Last: vs. Washington Sept. 9, 2001
 6 (6x) Last: vs. Arizona Dec. 9, 1995

Most, Game, Both Teams

11 (3x) Last: vs. Kansas City Oct. 13, 1985
 10 (5x) Last: vs. Seattle Nov. 25, 1990
 9 (7x) Last: vs. Washington Sept. 9, 2001

Fewest, Season

13 1993
 14 2009, 2013
 16 1963, 2002, 2014

Most Lost, Season

22 1980, 1981, 1983
 21 1973, 1978
 20 1972, 1987, 2000

Most Lost, Game

6 vs. Green Bay Sept. 24, 1978
 4 (10x) Last: at Baltimore Dec. 10, 2000
 3 (40x) Last: at Indianapolis Sept. 25, 2016

Most Own Recovered, Season

25 1985
 21 1979
 20 1972, 1973, 1975, 1983

Most Own Recovered, Game

5 (5x) Last: vs. Oakland Dec. 26, 1999
 4 (7x) Last: vs. Seattle Sept. 14, 2014
 3 (42x) Last: at Denver Jan. 3, 2016

Fewest Own Recovered, Season

4 1963, 2013
 7 1989, 2009
 8 1965, 1967, 1968, 1993, 2002, 2003, 2016

Most Opponents Recovered, Season

22 1986
 18 1973, 1979, 1980, 1981, 2007
 17 1960, 1961, 1963, 1983, 1984

Fewest Opponents Recovered, Season

3 2019
 4 2011
 5 1963

POINTS ALLOWED**Most, Season**

462 1983
 441 2003
 440 2000

Most, Game

57 at St. Louis Oct. 1, 2000
 52 at Pittsburgh Nov. 25, 1984
 51 at Oakland Oct. 29, 1967

Most, Quarter

31 at Oakland Dec. 8, 1963 (4Q)
 30 at St. Louis Nov. 20, 1983 (2Q)
 28 (5x) Last: at Minnesota Nov. 28, 1999 (2Q)

Fewest, Season

205 1977
 219 1961
 221 1982[†]

Fewest, Game

0 (18x) Last: vs. Denver Oct. 22, 2017
 3 (16x) Last: at Denver Nov. 22, 2009
 6 (19x) Last: at Dallas Nov. 23, 2017

FIRST DOWNS ALLOWED**Most, Season**

365 1981
 364 1985
 347 1983

Most, Game

34 (3x) Last: at Denver Sept. 14, 2008
 33 (2x) Last: at Rams, Sept. 23, 2018
 32 at Pittsburgh Oct. 4, 2009

Fewest, Season

190 1965
 196 1982[†]
 224 1962

Fewest, Game

5 vs. Kansas City Dec. 12, 2010
 at Tampa Bay Sept. 19, 1976
 6 (2x) Last: at Oakland Oct. 11, 1998
 7 (5x) Last: vs. Houston Sept. 15, 2002

Most by Rushing, Season

154 1975
 143 1971
 137 1983

Most by Rushing, Game

19 (3x), Last: at Seattle Nov. 22, 1987
 17 vs. Houston Sept. 23, 1962
 16 vs. New England Oct. 16, 1977
 vs. Kansas City Dec. 18, 1966

Fewest by Rushing, Season

54 1965
65 1982
71 1969

Fewest by Rushing, Game

0 (5x) Last: at Indianapolis Nov. 28, 2010
1 (23x) Last: vs. Green Bay Nov. 3, 2019
2 (42x) Last: vs. Cleveland Oct. 4, 2015

Most by Passing, Season

218 1985
216 1981
213 2008

Most by Passing, Game

24 at Denver Nov. 19, 2000
23 at New England Sept. 18, 2011
22 (4x) Last: vs. Philadelphia Nov. 15, 2009

Fewest by Passing, Season

105 1977
114 1971
116 1965

Fewest by Passing, Game

1 (3x) Last: vs. Oakland Dec. 28, 2003
2 (6x) Last: at Cleveland Dec. 19, 2004
3 (12x) Last: vs. Minnesota, Sept. 11, 2011

Most by Penalty, Season

41 2000, 2004, 2014
35 1981, 1997, 1998
33 2017

Most by Penalty, Game

7 vs. Cleveland, Nov. 5, 2006
6 (9x) Last: vs. Kansas City Sept. 24, 2017
5 (22x) Last: vs. N.Y. Jets Nov. 22, 2020

Fewest by Penalty, Season

12 1982[†]
13 1969, 1992
14 1976

NET YARDS ALLOWED**Most, Season**

6,265 1985
6,136 1981
6,034 2002

Most, Game

614 at St. Louis Oct. 1, 2000
591 vs. Seattle Dec. 29, 2002
553 at Oakland Sept. 22, 1996

Fewest, Season

3,253 1982[†]
3,268 1965
3,652 1977

Fewest, Game

58 at Oakland (at San. Fran.) Oct. 22, 1961
67 vs. Kansas City Dec. 12, 2010
99 vs. Indianapolis Nov. 1, 1992

RUSHING ALLOWED**Most Attempts, Season**

606 1975
559 1973
552 1983

Most Attempts, Game

61 at Chicago Oct. 25, 1981 (OT)
60 at Denver Nov. 30, 1975
59 at Oakland Sept. 18, 1977

Fewest Attempts, Season

230 1982[†]
306 1965
355 2004

Fewest Attempts, Game

9 vs. Detroit Dec. 16, 2007
vs. Miami Sept. 7, 1986
10 (2x) Last: vs. Tennessee Sept. 16, 2012
11 (6x) Last: vs. Green Bay Nov. 3, 2019

Most Yards, Season

2,442 1975
2,403 1966
2,296 1971

Most Yards, Game

378 at Minnesota Nov. 4, 2007
355 at San Francisco Dec. 20, 2014
328 at Denver Nov. 30, 1975

Fewest Yards, Season

961 1982[†]
1,094 1965
1,140 1998

Fewest Yards, Game

2 at Oakland (at San. Fran.) Oct. 22, 1961
11 at Carolina Dec. 17, 2000
13 at Oakland Oct. 5, 1997

Most Touchdowns, Season

26 1983
25 1971, 1981, 1985
23 1973, 1984

Fewest Touchdowns, Season

7 1961, 1965
8 1999, 2011
10 (12x) Last: 2012

Most Touchdowns Allowed, Game

5 vs. Atlanta Oct. 21, 1973
at Houston Sept. 18, 1960
4 (11x) Last: at Washington Nov. 3, 2013
3 (47x) Last: vs. Denver Nov. 18, 2018

PASSING ALLOWED**Most Attempts, Season**

636 1996
607 2002, 2004
605 2008

Most Attempts, Game

61 vs. St. Louis Sept. 20, 1987
58 (2x) Last: vs. Tennessee Oct. 3, 2004
57 (2x) Last: at Oakland Sept. 22, 1996

Fewest Attempts, Season

330 1977
341 1973
342 1982[†]

Fewest Attempts, Game

7 at Detroit Nov. 6, 1977
12 (2x) Last: at Denver Dec. 10, 1972
13 (4x) Last: at Cincinnati Oct. 4, 1987

Most Completions, Season

411 2008
375 2002
372 2004

Most Completions, Game

40 vs. Cincinnati Dec. 20, 1982
39 vs. Tennessee Oct. 3, 2004
37 Kansas City Oct. 9, 1994

Fewest Completions, Season

170 1966
172 1977
177 1973

Fewest Completions, Game

3 at Tampa Bay Sept. 19, 1976
5 (5x) Last: at Cincinnati Oct. 4, 1987
6 (6x) Last: vs. Oakland Dec. 28, 2003

Most Net Yards, Season

4,311 1981
4,295 2002
4,293 1985

Most Net Yards, Game

453 at St. Louis Nov. 10, 2002
451 at St. Louis Oct. 1, 2000
443 at Denver Nov. 19, 2000

Fewest Net Yards, Season

1,725 1977
2,155 1966
2,174 1965

Fewest Net Yards, Game

-13 at Cincinnati Oct. 4, 1987
-4 at Tampa Bay Sept. 19, 1976
0 vs. Oakland Dec. 28, 2003
vs. Cincinnati Dec. 6, 1970

Most Touchdowns, Season

36 2003
33 2000
31 1997

Most Touchdowns, Game

5 (8x) Last: at Tampa Bay, Oct. 4, 2020
4 (30x) Last: vs. Kansas City Sept. 9, 2018
3 (108x) Last: at Denver, Nov. 1, 2020

Fewest Touchdowns, Season

10 1982[†]
11 1979
13 1966, 1970, 1974

INTERCEPTIONS BY**Most, Season**

49 1961 (NFL Record)
31 1969
30 1964, 2007

Most, Game

6 (6x) Last: vs. Indianapolis Nov. 11, 2007
5 (9x) Last: vs. Buffalo Nov. 19, 2017
4 (30x) Last: at Indianapolis Nov. 28, 2010

Most, Game, Both Teams

10 at Seattle Dec. 13, 1998
9 (2x) Last: at Denver Sept. 21, 1980
8 (11x) Last: vs. Indianapolis Nov. 11, 2007

Fewest, Season

7 2014
9 1970
10 2005

Most Yards Returned, Season

929 1961 (NFL Record)
562 1979
499 1984

Most Yards Returned, Game

194 vs. Houston Sept. 24, 1961
174 vs. Denver Oct. 29, 1961
171 vs. Pittsburgh Nov. 18, 1979

Fewest Yards Returned, Season

65 2014
90 1970
123 1999

Most Touchdowns by Returns, Season

9 1961 (NFL Record)
5 2012
4 1984, 2000

Most Touchdowns by Returns, Game

2 at Indianapolis Nov. 28, 2010
vs. Denver Oct. 29, 1961
1 (92x) Last: vs. N.Y. Jets Nov. 22, 2020

Most Consecutive Games

46 1960-63 (NFL Record)

PUNT RETURNS**Most by Opponents, Season**

56 1988
51 1996, 2000
49 1998

Fewest by Opponents, Season

7 1982[†]
16 1968
17 1960, 1972

Most Yards by Opponents, Season

722 2000
612 1996
601 1976

Most Yards by Opponent, Game

160 at Kansas City, Sept. 13, 2010
150 at Denver Dec. 27, 1987
145 vs. New England Dec. 6, 2020

KICKOFF RETURNS**Most by Opponent, Season**

90 2006
88 1981
87 2009

Fewest by Opponent, Season

21 2016
32 2015
35 1973, 2019

Most by Opponent, Game

10 (4x) Last: vs. Detroit Dec. 16, 2007
9 (7x) Last: at Indianapolis Nov. 28, 2010
8 (25x) Last: at Kansas City Nov. 24, 2013

CAREER TOP-10

RUSHING YARDS

1. LaDainian Tomlinson, 2001-09 12,490
2. Paul Lowe, 1960-68 4,972
3. Marion Butts, 1989-93 4,297
4. Melvin Gordon, 2015-19 4,240
5. Ryan Mathews, 2010-14 4,061
6. Natrone Means, 1993-95, 98-99 3,885
7. Chuck Muncie, 1980-84 3,309
8. Don Woods, 1974-80 2,858
9. Keith Lincoln, 1961-66, 68 2,698
10. Dick Post, 1967-70 2,519

RUSHING TOUCHDOWNS

1. LaDainian Tomlinson, 2001-09 138
2. Chuck Muncie, 1980-84 43
3. Paul Lowe, 1960-68 38
4. Melvin Gordon, 2015-19 36
5. Natrone Means, 1993-95, 98-99 34
6. Marion Butts, 1989-93 31
7. Ryan Mathews, 2010-14 23
8. Mike Tolbert, 2008-11 20
9. Tim Spencer, 1985-90 19
10. Hank Bauer, 1977-82 17
- Rod Bernstine, 1987-92 17
- Dick Post, 1967-70 17
- Clarence Williams, 1977-81 17

RUSHING ATTEMPTS

1. LaDainian Tomlinson, 2001-09 2,880
2. Melvin Gordon, 2015-19 1,059
3. Marion Butts, 1989-93 1,031
4. Paul Lowe, 1960-68 1,015
5. Natrone Means, 1993-95, 98-99 1,013
6. Ryan Mathews, 2010-14 923
7. Chuck Muncie, 1980-84 773
8. Don Woods, 1974-80 713
9. Keith Lincoln, 1961-66, 68 573
10. Mike Garrett, 1970-73 572

TOTAL YARDS FROM SCRIMMAGE

1. LaDainian Tomlinson, 2001-09 16,445
2. Antonio Gates, 2003-18 11,841
3. Lance Alworth, 1962-70 9,721
4. Charlie Joiner, 1976-86 9,191
5. Gary Garrison, 1966-76 7,562
6. **Keenan Allen, 2013-20 7,496**
7. Kellen Winslow, 1979-87 6,741
8. Wes Chandler, 1981-87 6,197
9. Melvin Gordon, 2015-19 6,113
10. Paul Lowe, 1960-68 6,017

PASSING YARDS

1. Philip Rivers, 2004-19 59,271
2. Dan Fouts, 1973-87 43,040
3. John Hadl, 1962-72 26,938
4. Stan Humphries, 1992-97 16,085
5. Drew Brees, 2001-05 12,348
6. Jack Kemp, 1960-62 5,996
7. Doug Flutie, 2001-04 4,901
8. John Friesz, 1990-93 4,396
9. Jim Harbaugh, 1999-00 4,177
10. **Justin Herbert, 2020 4,034**

TOUCHDOWN PASSES

1. Philip Rivers, 2004-19 397
2. Dan Fouts, 1973-87 254
3. John Hadl, 1962-72 201
4. Stan Humphries, 1992-97 85
5. Drew Brees, 2001-05 80
6. Jack Kemp, 1960-62 37
7. Tobin Rote, 1963-64 29
8. **Justin Herbert, 2020 28**
9. Doug Flutie, 2001-04 25
10. Billy Joe Tolliver, 1989-90 21

PASS ATTEMPTS

1. Philip Rivers, 2004-19 7,591
2. Dan Fouts, 1973-87 5,604
3. John Hadl, 1962-72 3,640
4. Stan Humphries, 1992-97 2,350
5. Drew Brees, 2001-05 1,809
6. Jack Kemp, 1960-62 815
7. John Friesz, 1990-93 747
8. Doug Flutie, 2001-04 737
9. Jim Harbaugh, 1999-00 636
10. Billy Joe Tolliver, 1989-90 595

PASS COMPLETIONS

1. Philip Rivers, 2004-19 4,908
2. Dan Fouts, 1973-87 3,297
3. John Hadl, 1962-72 1,824
4. Stan Humphries, 1992-97 1,335
5. Drew Brees, 2001-05 1,125
6. Doug Flutie, 2001-04 408
7. John Friesz, 1990-93 401
8. Jack Kemp, 1960-62 389
9. **Justin Herbert, 2020 374**
10. Jim Harbaugh, 1999-00 372

PASSES INTERCEPTED

1. Dan Fouts, 1973-87 242
2. John Hadl, 1962-72 211
3. Philip Rivers, 2004-19 198
4. Stan Humphries, 1992-97 73
5. Drew Brees, 2001-05 53
6. Jack Kemp, 1960-62 49
7. Ryan Leaf, 1998-00 33
8. Tobin Rote, 1963-64 32
9. Craig Whelihan, 1995-98 29
10. Jim Harbaugh, 1999-00 24
- Billy Joe Tolliver, 1989-90 24

RECEIVING YARDS

1. Antonio Gates, 2003-18 11,841
2. Lance Alworth, 1962-70 9,584
3. Charlie Joiner, 1976-86 9,203
4. Gary Garrison, 1966-76 7,533
5. **Keenan Allen, 2013-20 7,397**
6. Kellen Winslow, 1979-87 6,741
7. Wes Chandler, 1981-87 6,132
8. Anthony Miller, 1988-93 5,582
9. Malcom Floyd, 2004-15 5,550
10. Vincent Jackson, 2005-11 4,754

RECEIVING TOUCHDOWNS

1. Antonio Gates, 2003-18 116
2. Lance Alworth, 1962-70 81
3. Gary Garrison, 1966-76 58
4. Charlie Joiner, 1976-86 47
5. Kellen Winslow, 1979-87 45
6. **Keenan Allen, 2013-20 42**
7. Wes Chandler, 1981-87 41
8. Vincent Jackson, 2005-11 37
9. Anthony Miller, 1988-93 37
10. John Jefferson, 1978-80 36

RECEPTIONS

1. Antonio Gates, 2003-18 955
2. **Keenan Allen, 2013-20 624**
3. Charlie Joiner, 1976-86 586
4. Kellen Winslow, 1979-87 541
5. LaDainian Tomlinson, 2001-09 530
6. Lance Alworth, 1962-70 493
7. Gary Garrison, 1966-76 404
8. Ronnie Harmon, 1990-95 377
9. Anthony Miller, 1988-93 374
10. Wes Chandler, 1981-87 373

QUARTERBACK SACKS

1. Leslie O'Neal, 1986, 1988-95 105.5
2. Shaun Phillips, 2004-12 69.5
3. Gary Johnson, 1975-84 67.0
4. Lee Williams, 1984-90 65.5
5. Fred Dean, 1975-81 53.5
6. **Melvin Ingram, 2012-20 49.0**
7. **Joey Bosa, 2016-20 47.5**
8. Junior Seau, 1990-02 47.0
9. Raylee Johnson, 1993-03 46.0
10. Shawne Merriman, 2005-09 43.5
- Leroy Jones, 1976-83 43.5

INTERCEPTIONS

1. Gill Byrd, 1983-92 42
2. Dick Harris, 1960-65 29
3. Rodney Harrison, 1994-02 26
4. Kenny Graham, 1964-69 25
5. Mike Williams, 1975-82 24
6. Joe Beauchamp, 1966-75 23
7. Quentin Jammer, 2002-12 21
- Woodrowe Lowe, 1976-86 21
- Bob Howard, 1967-74 21
- Leslie "Speedy" Duncan, 1964-69 21

INTERCEPTION RETURN YARDS

1. Gill Byrd, 1983-92 546
2. Charlie McNeil, 1960-64 502
3. Kenny Graham, 1964-69 477
4. Joe Beauchamp, 1966-75 433
5. Dick Harris, 1960-65 413
6. Rodney Harrison, 1994-02 345
7. Woodrowe Lowe, 1976-86 343
8. Darren Carrington, 1991-94 337
9. Leslie Duncan, 1964-69 322
10. Glen Edwards, 1978-81 309

INTERCEPTION RETURN TOUCHDOWNS

1. Kenny Graham, 1964-69 5
- Dick Harris, 1960-65 5
- Woodrowe Lowe, 1976-86 4
- Eric Weddle, 2007-13 3
- Joe Beauchamp, 1966-75 3
- Desmond King, 2017-20 2
- Shaun Phillips, 2004-12 2
- Demorrio Williams, 2012 2
- Antonio Cromartie, 2006-09 2
- Clinton Hart, 2004-09 2
- (10) others with 2 each 2

TOUCHDOWNS SCORED

1. LaDainian Tomlinson, 2001-09 153
2. Antonio Gates, 2003-18 116
3. Lance Alworth, 1962-70 83
4. Gary Garrison, 1966-76 58
5. Melvin Gordon, 2015-19 47
- Charlie Joiner, 1976-86 47
7. Paul Lowe, 1960-68 46
8. Kellen Winslow, 1979-87 45
- Chuck Muncie, 1980-84 45
10. **Keenan Allen, 2013-20 43**

POINTS SCORED

1. John Carney, 1990-00 1,076
2. LaDainian Tomlinson, 2001-09 918
3. Nate Kaeding, 2004-12 889
4. Rolf Benirschke, 1977-86 766
5. Antonio Gates, 2003-18 700
6. Lance Alworth, 1962-70 500
7. Nick Novak, 2011-14 459
8. Dennis Partee, 1968-75 380
9. Gary Garrison, 1966-76 348
10. Melvin Gordon, 2015-19 286

FIELD GOALS

1. John Carney, 1990-00.....	261
2. Nate Kaeding, 2004-12.....	180
3. Rolf Benirschke, 1977-86.....	146
4. Nick Novak, 2011-14, 17.....	110
5. Dennis Pardee, 1968-75.....	71
6. Michael Badgley, 2018-20	52
Josh Lambo, 2015-16.....	52
8. George Blair, 1961-64.....	50
9. Steve Christie, 2001-03.....	42
10. Ray Wersching, 1973-76.....	32

FIELD GOAL ATTEMPTS

1. John Carney, 1990-00.....	320
2. Rolf Benirschke, 1977-86.....	208
3. Nate Kaeding, 2004-12.....	207
4. Nick Novak, 2011-14, 17.....	130
5. Dennis Pardee, 1968-75.....	121
6. George Blair, 1961-64.....	80
7. Ray Wersching, 1973-76.....	68
8. Michael Badgley, 2018-20	65
9. Josh Lambo, 2015-16.....	64
10. Dick Van Raaphorst, 1966-67.....	61

KICKOFF RETURN YARDS

1. Darren Sproles, 2005-10.....	6,469
2. Ronney Jenkins, 2000-02.....	3,997
3. Andre Coleman, 1994-96.....	3,914
4. Leslie "Speedy" Duncan, 1964-70.....	3,386
5. James Brooks, 1981-83.....	2,305
6. Kenny Bynum, 1997-00.....	2,182
7. Lionel James, 1984-88.....	2,094
8. Nate Lewis, 1990-93.....	2,047
9. Artie Owens, 1976-79.....	1,998
10. Tim Dwight, 2001-04.....	1,876

KICKOFF RETURN TOUCHDOWNS

1. Andre Coleman, 1994-96.....	4
2. Ronney Jenkins, 2000-02.....	3
3. Darren Sproles, 2005-10.....	2
Anthony Miller, 1988-93.....	2
5. Micheal Spurlock, 2012.....	1
Tim Dwight, 2001-04.....	1
Richard Goodman, 2010-11.....	1
Rodney Harrison, 1994-02.....	1
Nate Lewis, 1990-93.....	1
Jamie Holland, 1987-89.....	1
Gary Anderson, 1985-88.....	1
Keith Lincoln, 1960-66.....	1

KICKOFF RETURNS

1. Darren Sproles, 2005-10.....	258
2. Andre Coleman, 1994-96.....	166
3. Ronney Jenkins, 2000-02.....	165
4. Leslie "Speedy" Duncan, 1964-70.....	134
5. Kenny Bynum, 1997-00.....	107
6. James Brooks, 1981-83.....	105
7. Lionel James, 1984-88.....	99
8. Nate Lewis, 1990-93.....	92
9. Artie Owens, 1976-79.....	88
10. Tim Dwight, 2001-04.....	80

PUNT RETURN YARDS

1. Mike Fuller, 1975-80.....	2,388
2. Leslie "Speedy" Duncan, 1964-70.....	1,651
3. Darrien Gordon, 1993-94, 96.....	1,407
4. Lionel James, 1984-88.....	1,193
5. Darren Sproles, 2005-10.....	935
6. Eric Parker, 2002-06.....	881
7. James Brooks, 1981-83.....	565
8. Tim Dwight, 2001-04.....	508
9. Eric Metcalf, 1997.....	489
10. Desmond King, 2017-20.....	455

PUNT RETURN TOUCHDOWNS

1. Leslie "Speedy" Duncan, 1964-70.....	4
2. Eric Metcalf, 1997.....	3
Darrien Gordon, 1993-94, 96.....	3
4. Desmond King, 2017-20.....	2
Darren Sproles, 2005-10.....	2
Lionel James, 1984-88.....	2
Mike Fuller, 1975-80.....	2
Ron Smith, 1973.....	2
9. Travis Benjamin, 2017-18.....	1
Micheal Spurlock, 2012.....	1
Tim Dwight, 2001-04.....	1
(4) others with 1 each	

PUNT RETURNS

1. Mike Fuller, 1975-80.....	212
2. Leslie "Speedy" Duncan, 1964-70.....	138
3. Lionel James, 1984-88.....	124
4. Darren Sproles, 2005-10.....	114
5. Eric Parker, 2002-06.....	105
6. Darrien Gordon, 1993-94, 96.....	103
7. James Brooks, 1981-83.....	52
8. Desmond King, 2017-20.....	51
9. Tim Dwight, 2001-04.....	46
10. Eric Metcalf, 1997.....	45

MOST SEASONS

1. David Binn, 1994-10.....	17
2. Philip Rivers, 2004-16.....	16
Antonio Gates, 2003-18.....	16
3. Dan Fouts, 1973-87.....	15
Russ Washington, 1968-82.....	15
6. Doug Wilkerson, 1971-84.....	14
Don Macek, 1976-89.....	14
8. Mike Scifres, 2003-15.....	13
Junior Seau, 1990-02.....	13
10. Jamal Williams, 1998-09.....	12

MOST GAMES PLAYED

1. David Binn, 1994-10.....	256
2. Antonio Gates, 2003-18.....	236
3. Philip Rivers, 2004-19.....	228
4. Junior Seau, 1990-02.....	200
Russ Washington, 1968-82.....	200
6. Mike Scifres, 2003-15.....	195
Doug Wilkerson, 1971-84.....	195
8. Dan Fouts, 1973-87.....	181
9. Quentin Jammer, 2002-12.....	172
10. Charlie Joiner, 1976-86.....	164
Woodrow Lowe, 1976-86.....	164

SINGLE-SEASON TOP-10

RUSHING YARDS

1. LaDainian Tomlinson, 2006	1,815
2. LaDainian Tomlinson, 2002	1,683
3. LaDainian Tomlinson, 2003	1,645
4. LaDainian Tomlinson, 2007	1,474
5. LaDainian Tomlinson, 2005	1,462
6. Natrone Means, 1994	1,350
7. LaDainian Tomlinson, 2004	1,335
8. Ryan Mathews, 2013	1,255
9. LaDainian Tomlinson, 2001	1,236
10. Marion Butts, 1990	1,225

RUSHING TOUCHDOWNS

1. LaDainian Tomlinson, 2006	28
2. Chuck Muncie, 1981	19
3. LaDainian Tomlinson, 2005	18
4. LaDainian Tomlinson, 2004	17
5. LaDainian Tomlinson, 2007	15
6. LaDainian Tomlinson, 2002	14
7. LaDainian Tomlinson, 2003	13
8. LaDainian Tomlinson, 2009	12
Natrone Means, 1994	12
Chuck Muncie, 1983	12
Clarence Williams, 1979	12

RUSHING ATTEMPTS

1. LaDainian Tomlinson, 2002	372
2. LaDainian Tomlinson, 2006	348
3. Natrone Means, 1994	343
4. LaDainian Tomlinson, 2005	339
LaDainian Tomlinson, 2004	339
LaDainian Tomlinson, 2001	339
7. LaDainian Tomlinson, 2007	315
8. LaDainian Tomlinson, 2003	313
9. Earnest Jackson, 1984	296
10. LaDainian Tomlinson, 2008	292

TOTAL YARDS FROM SCRIMMAGE

1. LaDainian Tomlinson, 2003	2,370
2. LaDainian Tomlinson, 2006	2,323
3. LaDainian Tomlinson, 2002	2,172
4. LaDainian Tomlinson, 2007	1,949
5. LaDainian Tomlinson, 2005	1,832
6. LaDainian Tomlinson, 2004	1,776
7. LaDainian Tomlinson, 2001	1,603
8. Lance Alworth, 1965	1,590
9. Natrone Means, 1994	1,585
10. Melvin Gordon, 2017	1,581

PASSING YARDS

1. Dan Fouts, 1981	4,802
2. Philip Rivers, 2015	4,792
3. Dan Fouts, 1980	4,715
4. Philip Rivers, 2010	4,710
5. Philip Rivers, 2011	4,624
6. Philip Rivers, 2019	4,615
7. Philip Rivers, 2017	4,515
8. Philip Rivers, 2013	4,478
9. Philip Rivers, 2016	4,386
10. Philip Rivers, 2018	4,308

TOUCHDOWN PASSES

1. Philip Rivers, 2008	34
2. Philip Rivers, 2016	33
Dan Fouts, 1981	33
4. Philip Rivers, 2013	32
Philip Rivers, 2018	32
6. Philip Rivers, 2014	31
7. Philip Rivers, 2010	30
Dan Fouts, 1980	30
9. Philip Rivers, 2015	29
10. Justin Herbert, 2020	28
Philip Rivers, 2009	28
Philip Rivers, 2017	28

PASS ATTEMPTS

1. Philip Rivers, 2015	661
2. Dan Fouts, 1981	609
3. Philip Rivers, 2019	591
4. Dan Fouts, 1980	589
5. Philip Rivers, 2011	582
6. Philip Rivers, 2016	578
7. Philip Rivers, 2017	575
8. Philip Rivers, 2014	570
9. Justin Herbert, 2020	564
10. Philip Rivers, 2013	544

PASS COMPLETIONS

1. Philip Rivers, 2015	437
2. Philip Rivers, 2019	390
3. Philip Rivers, 2014	379
4. Philip Rivers, 2013	378
5. Justin Herbert, 2020	374
6. Philip Rivers, 2011	366
7. Dan Fouts, 1981	360
Philip Rivers, 2017	360
9. Philip Rivers, 2010	357
10. Philip Rivers, 2016	349

PASSES INTERCEPTED

1. John Hadl, 1968	32
2. John Hadl, 1972	26
3. John Hadl, 1971	25
Jack Kemp, 1960	25
5. Dan Fouts, 1980	24
Dan Fouts, 1979	24
John Hadl, 1962	24
8. Dan Fouts, 1986	22
John Hadl, 1967	22
Jack Kemp, 1961	22

RECEIVING YARDS

1. Lance Alworth, 1965	1,602
2. Keenan Allen, 2017	1,393
3. Lance Alworth, 1966	1,383
4. John Jefferson, 1980	1,340
5. Lance Alworth, 1968	1,312
6. Kellen Winslow, 1980	1,290
7. Anthony Miller, 1989	1,252
8. Lance Alworth, 1964	1,235
9. Tony Martin, 1995	1,224
10. Lance Alworth, 1963	1,205

RECEIVING TOUCHDOWNS

1. Tony Martin, 1996	14
Lance Alworth, 1965	14
3. Antonio Gates, 2004	13
John Jefferson, 1980	13
John Jefferson, 1978	13
Lance Alworth, 1966	13
Lance Alworth, 1964	13
8. Antonio Gates, 2014	12
Gary Garrison, 1970	12
10. Lance Alworth, 1963	11

RECEPTIONS

1. Keenan Allen, 2019	104
2. Keenan Allen, 2017	102
3. Keenan Allen, 2020	100
LaDainian Tomlinson, 2003	100
5. Keenan Allen, 2018	97
6. Austin Ekeler, 2019	92
7. Tony Martin, 1995	90
8. Antonio Gates, 2005	89
Kellen Winslow, 1980	89
10. Kellen Winslow, 1983	88
Kellen Winslow, 1981	88

QUARTERBACK SACKS (since 1982)

1. Shawne Merriman, 2006	17.0
Leslie O'Neal, 1992	17.0
3. Lee Williams, 1986	15.0
4. Lee Williams, 1989	14.0
5. Leslie O'Neal, 1990	13.5
6. Marcellus Wiley, 2001	13.0
7. Shawne Merriman, 2007	12.5
Leslie O'Neal, 1995	12.5
Leslie O'Neal, 1994	12.5
Leslie O'Neal, 1989	12.5
Leslie O'Neal, 1986	12.5
Joey Bosa, 2017	12.5

INTERCEPTIONS

1. Antonio Cromartie, 2007	10
2. Charlie McNeil, 1961	9
3. Ryan McNeil, 2001	8
Dick Harris, 1963	8
Claude Gibson, 1962	8
Bob Zeman, 1961	8
7. Casey Hayward, 2016	7
Darren Carrington, 1993	7
Eric Weddle, 2011	7
Gill Byrd, 1990	7
(8) others with 7 each	

INTERCEPTION RETURN YARDS

1. Charlie McNeil, 1961	349
2. Stanley Richard, 1994	224
3. Vencie Glenn, 1987	166
4. Gill Byrd, 1984	157
5. Jeff Dale, 1986	153
6. Darren Carrington, 1992	152
7. Bob Laraba, 1961	151
8. Woodrow Lowe, 1979	150
9. Antonio Cromartie, 2007	144
10. Dick Harris, 1961	140

INTERCEPTION RETURN TOUCHDOWNS

1. Dick Harris, 1961	3
2. Demorrio Williams, 2012	2
Clinton Hart, 2005	2
Stanley Richard, 1994	2
Gill Byrd, 1984	2
Woodrow Lowe, 1979	2
Kenny Graham, 1969	2
Joe Beauchamp, 1968	2
Bob Laraba, 1961	2
Charlie McNeil, 1961	2

TOUCHDOWNS SCORED

1. LaDainian Tomlinson, 2006	31
2. LaDainian Tomlinson, 2005	20
3. Chuck Muncie, 1981	19
4. LaDainian Tomlinson, 2007	18
LaDainian Tomlinson, 2004	18
6. LaDainian Tomlinson, 2003	17
7. LaDainian Tomlinson, 2002	15
Lance Alworth, 1964	15
9. Tony Martin, 1996	14
Lance Alworth, 1965	14

POINTS SCORED

1. LaDainian Tomlinson, 2006	186
2. Nate Kaeding, 2009	146
3. Nick Novak, 2013	144
4. Nate Kaeding, 2006	136
5. John Carney, 1994	135
6. Nate Kaeding, 2008	127
7. John Carney, 1993	124
8. Nick Novak, 2011	122
9. Josh Lambo, 2016	120
LaDainian Tomlinson, 2005	120

FIELD GOALS

1. Nick Novak, 2013	34
John Carney, 1994	34
3. Nate Kaeding, 2009	32
4. John Carney, 1999	31
John Carney, 1993	31
6. John Carney, 1996	29
7. Nick Novak, 2011	27
Nate Kaeding, 2008	27
9. Josh Lambo, 2016	26
Josh Lambo, 2015	26
(3) others with 26 each	

FIELD GOAL ATTEMPTS

1. John Carney, 1993	40
2. John Carney, 1994	38
3. Nick Novak, 2013	37
4. John Carney, 1999	36
John Carney, 1996	36
Rolf Benirschke, 1980	36
7. Nate Kaeding, 2009	35
8. Nick Novak, 2011	34
9. Michael Badgley, 2020	33
10. Josh Lambo, 2016	32
Josh Lambo, 2015	32
(4) others with 32 each	

KICKOFF RETURN YARDS

1. Ronney Jenkins, 2001	1,541
2. Ronney Jenkins, 2000	1,531
3. Darren Sproles, 2005	1,528
4. Andre Coleman, 1995	1,411
5. Darren Sproles, 2008	1,376
6. Darren Sproles, 2009	1,300
7. Andre Coleman, 1994	1,293
8. Darren Sproles, 2010	1,257
9. Tim Dwight, 2004	1,222
10. Andre Coleman, 1996	1,210

KICKOFF RETURN TOUCHDOWNS

1. Ronney Jenkins, 2001	2
Andre Coleman, 1995	2
Andre Coleman, 1994	2
4. Micheal Spurlock, 2012	1
Richard Goodman, 2011	1
Darren Sproles, 2007, 2008	1
Tim Dwight, 2004	1
Ronney Jenkins, 2000	1
Rodney Harrison, 1997	1
Nate Lewis, 1991	1
(6) others with 1 each	

KICKOFF RETURNS

1. Ronney Jenkins, 2000	67
2. Darren Sproles, 2005	63
3. Andre Coleman, 1995	62
4. Ronney Jenkins, 2001	58
5. Andre Coleman, 1996	55
6. Darren Sproles, 2009	54
7. Darren Sproles, 2008	53
8. Darren Sproles, 2010	51
9. Tim Dwight, 2004	50
Leon Johnson, 2003	50

PUNT RETURN YARDS

1. Darrien Gordon, 1996	537
2. Eric Metcalf, 1997	489
3. Darrien Gordon, 1994	475
4. Leslie "Speedy" Duncan, 1965	464
5. Mike Fuller, 1979	448
6. Mike Fuller, 1978	436
Mike Fuller, 1976	436
8. Leslie "Speedy" Duncan, 1967	434
9. Mike Fuller, 1975	410
10. Lionel James, 1987	400

PUNT RETURN TOUCHDOWNS

1. Eric Metcalf, 1997	3
2. Darrien Gordon, 1994	2
Ron Smith, 1973	2
Leslie "Speedy" Duncan, 1965	2
5. Desmond King, 2019	1
Desmond King, 2018	1
Travis Benjamin, 2017	1
Micheal Spurlock, 2012	1
Darren Sproles, 2007, 2009	1
Tim Dwight, 2001	1
Darrien Gordon, 1996	1
(11) others with 1 each	

PUNT RETURNS

1. Mike Fuller, 1979	46
2. Eric Metcalf, 1997	45
3. Mike Fuller, 1978	39
4. Eric Parker, 2006	37
5. Darrien Gordon, 1996	36
Darrien Gordon, 1994	36
Mike Fuller, 1975	36
Leslie "Speedy" Duncan, 1967	36
9. Mike Fuller, 1976	33
10. Latario Rachal, 1998	32
Lionel James, 1987	32

CHARGERS 10 LONGEST

RUNS FROM SCRIMMAGE

87t — Melvin Gordon at N.E. Oct. 29, 2017
87t — Paul Lowe at Dallas Sept. 10, 1961
86t — Keith Lincoln at Oakland Sept. 30, 1962
85t — LaDainian Tomlinson vs. K.C. Dec. 17, 2006
83t — Michael Turner at Ind. Dec. 18, 2005
80t — Brad Hubbert vs. N.Y. Jets Dec. 24, 1967
76 — LaDainian Tomlinson vs. Den. Dec. 1, 2002
76t — Keith Lincoln at Kansas City Oct. 20, 1963
74t — Michael Turner at Denver Oct. 7, 2007
73t — LaDainian Tomlinson vs. Minn. Nov. 9, 2003
Chuck Muncie at Seattle, Nov. 16, 1981

PASS COMPLETIONS

99t — Humphries to Martin at Sea. Sept. 18, 1994
91t — Kemp to Lincoln at Denver Nov. 12, 1961
88t — Luther to Duckworth vs. Chi. Dec. 3, 1984
85t — Hadl to Alworth at Boston Oct. 17, 1965
Rote to Alworth at Denver Oct. 6, 1963
84t — Rivers to Ekeler at Jacksonville, Dec. 8, 2019
Hadl to Garrison at N.Y. Jets Oct. 5, 1968
83t — Leaf to Graham at Denver Nov. 19, 2000
82t — Rote to Alworth vs. N.Y. Jets Dec. 6, 1964
81t — Rivers to Sproles vs. Balt. Sept. 20, 2009
Fouts to Joiner vs. Houston Oct. 17, 1976

FIELD GOALS

59 — Michael Badgley vs. Cincinnati Dec. 9, 2018
57 — Nate Kaeding at Tampa Bay Dec. 21, 2008
55 — N. Kaeding vs. Kansas City Nov. 29, 2009
54 — Josh Lambo vs. Pittsburgh Oct. 12, 2015
Nate Kaeding at Baltimore Oct. 1, 2006
John Carney at Kansas City Sept. 17, 2000
John Carney vs. Buffalo Sept. 6, 1998
John Carney vs. Seattle Nov. 10, 1991
53 — Michael Badgley at Tampa Bay Oct. 4, 2020
Nick Novak vs. Denver Nov. 27, 2011
Nate Kaeding at Atlanta Oct. 17, 2004
Steve Christie at Buffalo Dec. 15, 2002
John Carney vs. Seattle Sept. 1, 1996
John Carney at N.Y. Jets Nov. 24, 1991
(2) others with 53-yard field goals each

PUNTS

82 — Paul Maguire vs. Dallas Nov. 19, 1961
73 — Dennis Partee at Denver Oct. 17, 1971
72 — Mike Scifres at Buffalo Sept. 21, 2014
71 — Mike Scifres vs. Oakland Nov. 10, 2011
Mike Scifres at Baltimore Oct. 1, 2006
Mike Scifres vs. Oakland Dec. 4, 2005
Maury Buford at Denver Sept. 12, 1982
John Hadl at Denver Nov. 8, 1964
70 — Mike Scifres vs. Baltimore Nov. 25, 2007
69 — (2x) Last: Drew Kaser vs. Den. Oct. 22, 2017

INTERCEPTION RETURNS

103t — Vencie Glenn vs. Denver Nov. 29, 1987
102t — Donald Frank at L.A. Raiders Oct. 31, 1993
100t — Leslie Duncan vs. Kansas City Oct. 15, 1967
99t — Shaun Gayle at N.Y. Giants Dec. 23, 1995
Stanley Richard at Denver Sept. 4, 1994
Gill Byrd at Kansas City Oct. 4, 1984
90t — Jahleel Addae vs. Kansas City Jan. 1, 2017
Desmond King at Dallas Nov. 23, 2017
86 — Trevor Williams vs. San Fran. Sept. 30, 2018
83t — Willie Clark at Oakland Sept. 22, 1996
80t — Quentin Jammer vs. Denver Oct. 15, 2012
Coy Bacon at Denver Nov. 11, 1973

KICKOFF RETURNS

105t — Richard Goodman at Oakland Jan. 1, 2012
103t — Darren Sproles at Denver Sept. 14, 2008
Keith Lincoln vs. N.Y. Titans Sept. 16, 1962
99t — Micheal Spurlock vs. Oakland Dec. 30, 2012
98t — Andre Coleman vs. San Fran. Jan. 29, 1995
Gary Anderson at Denver, Nov. 17, 1985
95t — Nate Lewis vs. New Orleans, Nov. 17, 1991
94t — Jamie Holland vs. Kansas City Dec. 18, 1988
93t — Ronney Jenkins at Oakland Nov. 18, 2001
R. Jenkins vs. New Orleans Sept. 10, 2000
Anthony Miller at L.A. Rams, Nov. 20, 1988

PUNT RETURNS

95t — Leslie Duncan vs. N.Y. Jets Nov. 24, 1968
90t — Darrien Gordon at L.A. Raiders Sept. 25, 1994
88t — Andre Coleman at Philadelphia Sept. 17, 1995
Mike Fuller at New Orleans Oct. 9, 1977
85t — Eric Metcalf at Cincinnati Nov. 2, 1997
84t — Tim Dwight vs. Washington Sept. 9, 2001
Ron Smith vs. New Orleans Nov. 18, 1973
83t — Eric Metcalf vs. Denver Nov. 30, 1997
82t — Paul Lowe at Boston Oct. 7, 1961
81t — Darrien Gordon vs. K.C. Sept. 29, 1996
Lionel James vs. St. Louis, Sept. 20, 1987
Leslie Duncan vs. Buffalo, Sept. 4, 1966

FUMBLE RETURNS

86t — Eric Weddle vs. Atlanta Nov. 30, 2008
82t — Donnie Edwards at St. Louis Nov. 10, 2002
81t — Vencie Glenn vs. N.Y. Giants Oct. 22, 1989
79t — Marlon McCree vs. St. Louis Oct. 29, 2006
78t — Paul Bradford at San. Fran. Nov. 23, 1997
75t — Keith Browner (25 yds.) lateral to Sam Seale (50 yds.) at L.A. Rams Nov. 20, 1988
61t — Caraun Reid at Indianapolis Sept. 25, 2016
58t — Rick Redman vs. Miami Oct. 2, 1966
53t — Darrell Stuckey vs. New England Dec. 7, 2014
53 — Henry Rolling at L.A. Raiders Oct. 6, 1991

BLOCKED PUNT RETURNS

35t — Bob Zeman at Boston Oct. 7, 1961
21t — Derrie Nelson vs. Dallas Nov. 13, 1983
19 — Pete Lazetich vs. Denver Sept. 24, 1972
5 — Gene Selawski at Oak. (at S.F.) Oct. 22, 1961
4 — Wayne Davis at Denver Nov. 17, 1985
3 — Steve Heiden at Carolina Dec. 17, 2000
0s — Carlos Polk at Arizona Sept. 22, 2002
0t — Jacob Hester at Kansas City Oct. 25, 2009
Darryll Lewis vs. Indianapolis Sept. 26, 1999
0 — Corey Lynch at Oakland Sept. 10, 2012

BLOCKED FIELD GOAL RETURNS

72t — Leslie Duncan vs. Denver Nov. 23, 1967
35 — Tom Day vs. Kansas City Oct. 15, 1967
28 — Jim Tolbert vs. St. Louis Nov. 15, 1971
27 — Kenny Graham at Kansas City Nov. 15, 1964
25 — Jeff Staggs vs. Houston, Oct. 25, 1970

MISSED FIELD GOAL RETURNS

109t — Antonio Cromartie at Minnesota, Nov. 4, 2007
(NFL Record)

OPPONENT 10 LONGEST

RUNS FROM SCRIMMAGE

90t — Colin Kaepernick at S.F., Dec. 20, 2014
 89t — Kenny King (at Oakland) Oct. 12, 1980
 84t — Damien Williams (at K.C.) Dec. 29, 2019
 81 — Billy Sims (Detroit) Sept. 30, 1984
 77 — Napoleon Kaufman (at Oak.) Sept. 22, 1996
 74t — Jack Spikes (at Dallas Texans) Sept. 10, 1961
 71t — Corey Dillon (at Cincinnati) Nov. 2, 1997
 69t — Kareem Hunt (K.C.) Sept. 24, 2017
 69t — Herman Heard (at K.C.) Oct. 14, 1984
 68 — Henry Bell (at Denver) Oct. 16, 1960

PASS COMPLETIONS

99t — Green to Boerigter (at K.C.) Dec. 22, 2002
 98t — Lee to Dewveall (at Houston) Nov. 25, 1962
 96t — Montana to Rice (San Fran.) Nov. 27, 1988
 93t — Morton to Watson (at Denver) Sept. 27, 1981
 90t — DeBerg to Birden (at K.C.) Nov. 18, 1990
 Davidson to Dorsey (Oakland) Dec. 2, 1962
 89t — O'Donnell to Stone (at Pit.) Sept. 1, 1991
 87t — Namath to Maynard (N.Y. Jets) Nov. 24, 1968
 Tripacko to Frazier (at Denver) Nov. 12, 1961
 Carr to Cooper (Oakland) Dec. 31, 2017
 84t — Campbell to Kelly (Washington) Jan. 3, 2010
 (4) other completions of 84t yards

INTERCEPTION RETURNS

102t — Louis Breeden (Cincinnati) Nov. 8, 1981
 99t — Janoris Jenkins (St. Louis) Nov. 23, 2014
 Kevin Ross (Kansas City) Sept. 6, 1992
 96t — Ray Griffin (at Cincinnati) Nov. 11, 1979
 Bashaud Breeland (Washington) Dec. 10, 2017
 91t — Chad Greenway (at Minnesota) Sept. 27, 2015
 Fred Williamson (at Oakland) Sept. 30, 1962
 90t — Leroy Butler (at Green Bay) Sept. 15, 1996
 Deion Sanders (San Fran.) Dec. 11, 1994
 87t — Mark McMillian (Kansas City) Dec. 14, 1997
 83t — Leonard Johnson (at Tampa Bay) Nov. 11, 2012

FUMBLE RETURNS

68 — A.J. Duhe (Miami) Oct. 15, 1978
 65t — Tony Carter (Denver) Oct. 15, 2012
 64t — Tyvon Branch (at Oakland) Oct. 10, 2010
 63t — Joey Browner (at Minnesota) Sept. 2, 1984
 63 — Rob Ninkovich (New England) Oct. 24, 2010
 62 — Carlton Gray (at Seattle) Oct. 27, 1996
 59t — George Atkinson (at Oakland) Nov. 25, 1973
 56t — Ifeadi Odenigbo (Minnesota) Dec. 15, 2019
 55t — Robert Lyles (at Houston) Dec. 6, 1987
 54t — Mike Montgomery (Dallas) Nov. 5, 1972

KICKOFF RETURNS

104t — Mecole Hardman (at K.C.) Dec. 29, 2019
 Ira Mathews (at Oakland) Oct. 25, 1979
 103t — Percy Harvin (vs. Minnesota) Sept. 11, 2011
 101t — Leon Washington (at Seattle) Sept. 26, 2010
 Brian Mitchell (at Washington) Dec. 6, 1998
 99t — Leon Washington (at Seattle) Sept. 26, 2010
 Byron Hanspard (Atlanta) Dec. 7, 1997
 98t — Will Blackwell (Pittsburgh) Dec. 24, 2000
 97t — Cassius Vaughn (at Denver) Jan. 2, 2011
 Tim Brown (at L.A. Raiders) Sept. 4, 1988

PUNT RETURNS

95t — Tyreek Hill (Kansas City) Jan. 1, 2017
 94t — Dexter McCluster (at Kansas City) Sept. 13, 2010
 92t — Rick Upchurch (at Denver) Oct. 3, 1976
 91t — Tyreek Hill (Kansas City) Sept. 9, 2018
 86t — Tamarick Vanover (at Kansas City) Oct. 9, 1995
 82t — George Atkinson (at Oakland) Oct. 13, 1968
 82 — Ray Buchanan (at Indianapolis) Nov. 3, 1996
 81 — Dennis Northcutt (Cleveland) Nov. 5, 2006
 80t — Phillip Buchanon (Oakland) Dec. 28, 2003
 79t — Lemar Parrish (Cincinnati) Dec. 6, 1970

BLOCKED PUNT RETURNS

37t — Frank Warren (New Orleans) Nov. 17, 1991
 29t — Adam Hayward (at Tampa Bay) Nov. 11, 2012
 16 — Randy McClanahan (at Oakland) Sept. 18, 1977
 15 — Walt Landers (Green Bay) Sept. 24, 1978
 14 — Glen Cadrez (Kansas City) Oct. 13, 2002
 9 — Tyrone Braxton (Denver) Oct. 2, 1988
 5t — Hiram Eugene (at Oakland) Oct. 10, 2010
 2t — Jerry Robinson (L.A. Raiders) Nov. 20, 1986
 Os — Nick Schommer (Tennessee) Oct. 31, 2010
 Rock Cartwright (at Oakland) Oct. 10, 2010

BLOCKED FIELD GOAL RETURNS

66 — Tommy Casanova (at Cincinnati) Sept. 22, 1974
 65t — Matt Ware (at Philadelphia) Oct. 23, 2005
 60 — Louis Wright (at Denver) Nov. 17, 1985
 54t — Doug Evans (at Carolina) Dec. 17, 2000
 44t — Devin McCourty (New England) Dec. 6, 2020
 42t — Ray McElroy (Indianapolis) Oct. 26, 1997
 28 — John Barnlett (Denver) Nov. 27, 1966
 17 — Charlie West (Minnesota) Dec. 5, 1971
 Mike Statton (Buffalo) Oct. 1, 1967
 16 — Daniel Thomas (Jacksonville) Oct. 25, 2020
 Fletcher Smith (Kansas City) Oct. 15, 1967

FIELD GOALS

58 — Harrison Butker (at Kansas City) Sept. 20, 2020
 Harrison Butker (at Kansas City) Sept. 20, 2020
 Dan Miller (Baltimore Colts) Dec. 26, 1982
 56 — Sebastian Janikowski (at Oakland) Oct. 9, 2016
 55 — Jason Elam (Denver) Nov. 7, 1999
 Gary Anderson (at Pittsburgh) Nov. 25, 1984
 54 — Mason Crosby (Green Bay) Nov. 3, 2019
 Cody Parkey (Miami) Sept. 17, 2017
 Neil Rackers (at Cincinnati) Sept. 8, 2002
 Jason Elam (Denver) (3x) Last: Dec. 1, 2002
 Rian Lindell (Seattle) Dec. 30, 2001
 Sebastian Janikowski (Oakland) Oct. 29, 2000
 Kevin Butler (Chicago) Nov. 14, 1993
 John Kasay (at Seattle) Nov. 10, 1991
 Norm Johnson (at Seattle) Oct. 6, 1986
 Raul Allegre (at Indianapolis) Nov. 4, 1984

PUNTS

81 — Dustin Colquitt (at Kansas City) Dec. 2, 2007
 79 — Drew Butler (at Pittsburgh) Dec. 9, 2012
 77 — Greg Montgomery (Houston) Sept. 19, 1993
 75 — Kevin Huber (Cincinnati) Dec. 1, 2013
 74 — Bob Grupp (at Kansas City) Nov. 4, 1979
 73 — Shane Lechler (Oakland) Sept. 28, 2003
 72 — Ryan Plackemeier (at Seattle) Dec. 24, 2006
 Chris Gardocki (Indianapolis) Oct. 26, 1997
 Bob Scarpitto (at Denver) Oct. 22, 1967
 Jerrel Wilson (Kansas City) Sept. 29, 1963



LEAGUE STATS

LOS ANGELES CHARGERS / WEEK 16 / THROUGH MONDAY, DECEMBER 28, 2020

WON 6, LOST 9		* RUSHING		No.	Yds	Avg	Long	TD									
09/13	W 16-13	at Cincinnati	Ekeler	109	512	4.7	27	1									
09/20	L 20-23	OT Kansas City	Kelley	111	354	3.2	33	2									
09/27	L 16-21	Carolina	Ballage LG	78	267	3.4	17	2									
10/04	L 31-38	at Tampa Bay	6,383 Ballage TM	75	254	3.4	17	2									
10/12	L 27-30	OT at New Orleans	749 Herbert	49	225	4.6	31	4									
10/25	W 39-29	Jacksonville	Jackson	50	198	4.0	36	0									
11/01	L 30-31	at Denver	5,231 Pope	15	76	5.1	26	0									
11/08	L 26-31	Las Vegas	Reed	5	29	5.8	8	1									
11/15	L 21-29	at Miami	12,751 Johnson	3	17	5.7	7	0									
11/22	W 34-28	N.Y. Jets	Nabers	2	7	3.5	4	0									
11/29	L 17-27	at Buffalo	Taylor	6	7	1.2	4	0									
12/06	L 0-45	New England	Williams	1	1	1.0	1	0									
12/13	W 20-17	Atlanta	Guyton	2	0	0.0	4	0									
12/17	W 30-27	OT at Las Vegas	Allen	1	-1	-1.0	-1	0									
12/27	W 19-16	Denver	Stick	1	-2	-2.0	-2	0									
01/03		at Kansas City	Long	1	-28	-28.0	-28	0									
TOTAL FIRST DOWNS		LA-C	Opp.	TEAM	431	1649	3.8	36	10								
Rushing		344	306	OPPONENTS	410	1866	4.6	55t	16								
Passing		101	108	* RECEIVING	No.	Yds	Avg	Long	TD								
Penalty		210	173	Allen	100	992	9.9	28	8								
3rd Down: Made/Att		33	25	Henry	60	613	10.2	33	4								
3rd Down Pct.		96/217	83/195	Ekeler	48	370	7.7	28	1								
4th Down: Made/Att		44.2	42.6	Williams	42	648	15.4	64t	4								
4th Down Pct.		12/24	10/14	Ballage LG	29	166	5.7	21	0								
POSSESSION AVG.		50.0	71.4	Ballage TM	20	99	5.0	16	0								
TOTAL NET YARDS		31:00	29:00	Guyton	28	511	18.3	72t	3								
Avg. Per Game		5697	5227	Kelley	23	148	6.4	35	0								
Total Plays		379.8	348.5	Johnson	18	363	20.2	55	3								
Avg. Per Play		1058	947	Jackson	18	141	7.8	34	0								
NET YARDS RUSHING		5.4	5.5	Pope	8	42	5.3	11	0								
Avg. Per Game		1649	1866	Parham	7	122	17.4	26	2								
Total Rushes		109.9	124.4	Hill	7	73	10.4	25	0								
NET YARDS PASSING		431	410	Anderson	5	54	10.8	23	0								
Avg. Per Game		4048	3361	Nabers	4	20	5.0	9	2								
Sacked/Yards Lost		269.9	224.1	Green	3	50	16.7	26t	1								
Gross Yards		31/198	26/136	TEAM	391	4246	10.9	72t	28								
Att./Completions		4246	3497	OPPONENTS	317	3497	11.0	54t	27								
Completion Pct.		596/391	511/317	* INTERCEPTIONS	No.	Yds	Avg	Long	TD								
Had Intercepted		65.6	62.0	M. Davis	3	86	28.7	78t	1								
PUNTS/AVERAGE		10	12	Jenkins	2	23	11.5	23	0								
NET PUNTING AVG.		58/44.5	59/47.6	Harris	1	51	51.0	51	0								
PENALTIES/YARDS		58/33.8	59/42.2	Adderley	1	39	39.0	39	0								
FUMBLES/BALL LOST		81/687	89/800	Hayward	1	9	9.0	9	0								
TOUCHDOWNS		16/6	12/6	Campbell	1	6	6.0	6t	1								
Rushing		40	46	Addae	1	3	3.0	3	0								
Passing		10	16	Ingram	1	0	0.0	0	0								
Returns		28	27	Williams	1	0	0.0	0	0								
* SCORE BY PERIODS		2	3	TEAM	12	217	18.1	78t	2								
TEAM		Q1	Q2	Q3	Q4	OT	PTS	OPPONENTS	10	146	14.6	66	0				
OPPONENTS		66	129	82	63	6	346	* PUNTING	No.	Yds	Avg	Net	TB	In	Lg	B	
* SCORING		77	104	102	113	9	405	Long	55	2582	46.9	33.8	3	10	63	3	
Badgley		0	0	0	0	32/35	24/33	0	104	58	2582	44.5	33.8	3	10	63	3
Allen		8	0	8	0	0	50	* PUNT RETURNS	Ret	FC	Yds	Avg	Long	TD			
Henry		4	0	4	0	0	24	Hill	12	10	83	6.9	30	0			
Herbert		4	4	0	0	0	24	King TM	6	4	17	2.8	7	0			
Williams		4	0	4	0	0	24	TEAM	18	14	100	5.6	30	0			
Guyton		3	0	3	0	0	18	OPPONENTS	36	8	564	15.7	70t	1			
Johnson		3	0	3	0	0	18	* KICKOFF RETURNS	No.	Yds	Avg	Long	TD				
Ballage LG		2	2	0	0	0	12	Reed	21	435	20.7	46	0				
Ballage TM		2	2	0	0	0	12	Adderley	10	300	30.0	76	0				
Ekeler		2	1	1	0	0	12	Johnson	6	111	18.5	26	0				
Kelley		2	2	0	0	0	12	Kelley	2	39	19.5	21	0				
Nabers		2	0	2	0	0	12	Pope	1	14	14.0	14	0				
Parham		2	0	2	0	0	12	TEAM	40	899	22.5	76	0				
Campbell		1	0	0	1	0	6	OPPONENTS	28	747	26.7	44	0				
M. Davis		1	0	0	1	0	6	* FIELD GOALS	1-19	20-29	30-39	40-49	50+				
Green		1	0	1	0	0	6	Badgley	0/0	8/8	6/6	8/13	2/6				
Reed		1	1	0	0	0	6	TEAM	0/0	8/8	6/6	8/13	2/6				
TEAM		40	10	28	2	32/35	24/33	0	346	OPPONENTS	0/0	6/6	9/11	6/8	7/7		
OPPONENTS		46	16	27	3	37/41	28/32	1	405	Badgley:	(24G,43G,50N,22G)(41G,23G)(41G)(53G,						
2-Pt Conv:		Allen, TM	1-4,	OPP	3-5					47N)(50N)(35G,48N,35G)(52G,47G,33G)(48N,45G,29G)							
SACKS:		Bosa	7.5,	Nwosu	4.5,	Tillery	3,			() (44G,23G)(27G)(46N,58B)(35G,43G)(22G,47N,51N)							
Vigil		2,	Rochell	1.5,	Jenkins	1,	Jones	1,		(37G,43G,25G,37G)							
King		TM	1,	Murray	1,	Perryman	1,	Square	1,	OPP: (50G,43G,31N)(58G,30G,58G)(29G,24G,30G,22G,							
Addae		0.5,	Harris	0.5,	White	0.5,	TM	26,		31G)(44N,26G)(48G,53G,36G)() (35G)(31G)(50G,35G,							
OPP		31								47N,49G)() (45G,43G)(32G)(45G)(23G,23G)(37N,30G,							
FUM/LOST:		Herbert	8/1,	Allen	3/2,					50G,52G)							
Kelley		2/2,	Ballage(TM)	1/0,													
Ballage(LG)		1/0,	Ekeler	1/1													
* PASSING		Att	Cmp	Yds	Cmp%	Yds/Att	TD	TD%	Int	Int%	Long	Sack/Lost	Rating				
Herbert		564	374	4034	66.3	7.15	28	5.0	10	1.8	72t	29/197	96.3				
Taylor		30	16	208	53.3	6.93	0	0.0	0	0.0	37	2/1	75.4				
Allen		1	0	0	0.0	0.00	0	0.0	0	0.0	---	0/0	39.6				
Stick		1	1	4	100.0	4.00	0	0.0	0	0.0	4	0/0	83.3				
TEAM		596	391	4246	65.6	7.12	28	4.7	10	1.7	72t	31/198	95.1				
OPPONENTS		511	317	3497	62.0	6.84	27	5.3	12	2.3	54t	26/136	90.1				

KANSAS CITY CHIEFS / WEEK 16 / THROUGH MONDAY, DECEMBER 28, 2020

WON 14, LOST 1				* RUSHING		No.	Yds	Avg	Long	TD					
09/10 W	34-20	Houston	15,895	Edwards-Helaire		181	803	4.4	31	4					
09/20 W	23-20	OT at L.A. Chargers		Bell LG		82	328	4.0	16	2					
09/28 W	34-20	at Baltimore		Bell TM		63	254	4.0	16	2					
10/05 W	26-10	New England	12,729	Mahomes		62	308	5.0	24	2					
10/11 L	32-40	Las Vegas	13,311	Darre. Williams		39	169	4.3	13t	1					
10/19 W	26-17	at Buffalo		T. Hill		13	123	9.5	32t	2					
10/25 W	43-16	at Denver	5,314	D. Thompson		13	52	4.0	14	0					
11/01 W	35-9	N.Y. Jets	11,932	Hardman		4	31	7.8	20	0					
11/08 W	33-31	Carolina	12,073	Washington TM		3	5	1.7	3	0					
11/22 W	35-31	at Las Vegas		Watkins		1	3	3.0	3	0					
11/29 W	27-24	at Tampa Bay	15,950	Sherman		2	2	1.0	2	0					
12/06 W	22-16	Denver	12,578	Henne		5	-2	-.4	1t	1					
12/13 W	33-27	at Miami	13,057	TEAM		386	1748	4.5	32t	12					
12/20 W	32-29	at New Orleans	3,000	OPPONENTS		398	1819	4.6	65	12					
12/27 W	17-14	Atlanta	13,470	* RECEIVING		No.	Yds	Avg	Long	TD					
01/03		L.A. Chargers		Kelce		105	1416	13.5	45	11					
		K.C.	Opp.	T. Hill		87	1276	14.7	75t	15					
TOTAL FIRST DOWNS		379	324	Hardman		39	535	13.7	49t	4					
	Rushing	106	103	Robinson		39	408	10.5	28	3					
	Passing	242	186	Watkins		37	421	11.4	37	2					
	Penalty	31	35	Edwards-Helaire		36	297	8.3	26	1					
	3rd Down: Made/Att	89/185	74/181	Darre. Williams		17	114	6.7	15	0					
	3rd Down Pct.	48.1	40.9	Bell LG		16	138	8.6	30	0					
	4th Down: Made/Att	9/15	13/19	Bell TM		13	99	7.6	18	0					
	4th Down Pct.	60.0	68.4	Pringle		9	108	12.0	37	0					
POSSESSION AVG.		30:36	29:24	Keizer		6	63	10.5	22	0					
TOTAL NET YARDS		6385	5317	Yelder		5	30	6.0	12	0					
	Avg. Per Game	425.7	354.5	Kemp TM		1	11	11.0	11	0					
	Total Plays	1007	953	Sherman		1	5	5.0	5t	1					
	Avg. Per Play	6.3	5.6	Fisher		1	2	2.0	2t	1					
NET YARDS RUSHING		1748	1819	Washington TM		1	2	2.0	2	0					
	Avg. Per Game	116.5	121.3	TEAM		397	4787	12.1	75t	38					
	Total Rushes	386	398	OPPONENTS		327	3666	11.2	72t	26					
NET YARDS PASSING		4637	3498	* INTERCEPTIONS		No.	Yds	Avg	Long	TD					
	Avg. Per Game	309.1	233.2	Mathieu		6	70	11.7	25t	1					
	Sacked/Yards Lost	23/150	29/168	Sorensen		3	67	22.3	50t	1					
	Gross Yards	4787	3666	Sneed		3	42	14.0	39	0					
	Att./Completions	598/397	526/327	Breeland		2	29	14.5	29	0					
	Completion Pct.	66.4	62.2	Fenton		1	31	31.0	31	0					
	Had Intercepted	7	16	Thornhill		1	20	20.0	20	0					
PUNTS/AVERAGE		50/45.1	55/46.5	TEAM		16	259	16.2	50t	2					
NET PUNTING AVG.		50/40.4	55/43.2	OPPONENTS		7	135	19.3	51	0					
PENALTIES/YARDS		100/850	93/737	* PUNTING		No.	Yds	Avg	Net	TB	In	Lg	B		
FUMBLES/BALL LOST		16/8	16/6	T. Townsend		50	2257	45.1	40.4	6	20	67	0		
TOUCHDOWNS		54	39	TEAM		50	2257	45.1	40.4	6	20	67	0		
	Rushing	12	12	OPPONENTS		55	2560	46.5	43.2	1	21	62	0		
	Passing	38	26	* PUNT RETURNS		Ret	FC	Yds	Avg	Long	TD				
	Returns	4	1	Hardman		24	13	176	7.3	67t	1				
* SCORE BY PERIODS	Q1	Q2	Q3	Q4	OT	PTS	Robinson								
TEAM	87	142	91	129	3	452	T. Hill		1	1	0	0.0	0	0	
OPPONENTS	63	100	21	140	0	324	TEAM		27	15	163	6.0	67t	1	
* SCORING	TD-Ru	Pa	Rt	K-PAT	FG	S	PTS	OPPONENTS		15	17	119	7.9	24	0
Butker	0	0	0	0	45/51	25/27	0	120	* KICKOFF RETURNS	No.	Yds	Avg	Long	TD	
T. Hill	17	2	15	0	0	0	102	Hardman		9	184	20.4	31	0	
Kelce	11	0	11	0	0	0	68	Pringle		7	247	35.3	102t	1	
Hardman	5	0	4	1	0	0	32	Robinson		2	21	10.5	21	0	
Edwards-Helaire	5	4	1	0	0	0	30	Watts		1	28	28.0	28	0	
Robinson	3	0	3	0	0	0	18	TEAM		19	480	25.3	102t	1	
Bell LG	2	2	0	0	0	0	12	OPPONENTS		21	524	25.0	93t	1	
Bell TM	2	2	0	0	0	0	12	* FIELD GOALS		1-19	20-29	30-39	40-49	50+	
Mahomes	2	2	0	0	0	0	12	Butker		2/ 2	7/ 7	9/ 9	3/ 5	4/ 4	
Watkins	2	0	2	0	0	0	12	TEAM		2/ 2	7/ 7	9/ 9	3/ 5	4/ 4	
Darre. Williams	1	1	0	0	0	0	8	OPPONENTS		0/ 0	3/ 3	4/ 5	9/11	2/ 7	
Fisher	1	0	1	0	0	0	6	Butker: (29G,19G)(58G,30G,58G)(42N)(23G,39G)							
Henne	1	1	0	0	0	0	6	(32G)(37G,30G)(40G,31G,26G)(39G,55G,48N)(
Mathieu	1	0	0	1	0	0	6	(19G,29G)(35G,24G,23G,31G,48G)(46G)(22G)(53G)							
Pringle	1	0	0	1	0	0	6	OPP: (51N)(41G,23G)(26G,42G)(43G)(38G,43G)(48G,							
Sherman	1	0	1	0	0	0	6	52N)(43G)(39G,55G,48G,47B)(47G,51N,67N)(35G)							
Sorensen	1	0	0	1	0	0	6	(26G)(53G,57N)(45N,31G,44G)(39N)							
Jones	0	0	0	0	1	2	2-Pt Conv: Hardman, Kelce, Darre. Williams,								
TEAM	54	12	38	4	45/51	25/27	1	452	TM 3-3, OPP 0-3						
OPPONENTS	39	12	26	1	34/36	18/26	1	324							
SACKS: Jones 7.5, Clark 6, Danna 2.5, Charlton 2, Okafor 2, Sneed 2, Wharton 2, Gay 1, Kpassagnon 1, Niemann 1, O'Daniel 1, C. Ward 1, TM 29, OPP 23 FUM/LOST: Mahomes 5/2,															
Robinson 2/1, Bell(TM) 1/0, Bell(LG) 1/0, Hardman 1/1, Henne 1/0, T. Hill 1/0, Keizer 1/1, Kelce 1/1, D. Thompson 1/1, Watkins 1/1, Wharton 1/0															
* PASSING	Att	Cmp	Yds	Cmp%	Yds/Att	TD	TD%	Int	Int%	Long	Sack/Lost	Rating			
Mahomes	588	390	4740	66.3	8.06	38	6.5	6	1.0	75t	22/ 147	108.2			
Henne	6	5	30	83.3	5.00	0	0.0	0	0.0	11	1/ 3	87.5			
Kelce	2	1	4	50.0	2.00	0	0.0	0	0.0	4	0/ 0	56.3			
T. Townsend	1	1	13	100.0	13.00	0	0.0	0	0.0	13	0/ 0	118.8			
Watkins	1	0	0	0.0	0.00	0	0.0	1	100.0	---	0/ 0	0.0			
TEAM	598	397	4787	66.4	8.01	38	6.4	7	1.2	75t	23/ 150	107.1			
OPPONENTS	526	327	3666	62.2	6.97	26	4.9	16	3.0	72t	29/ 168	86.7			

WEEK 16 / THROUGH MONDAY, DECEMBER 28, 2020

TEAM RANKINGS

American Football Conference

	Offense			Defense		
	Total	Rush	Pass	Total	Rush	Pass
Balt.	9	*1	15	3	3	6
Buff.	2	10	2	4	9	3
Cin.	14	13	10	11	12	11
Cleve.	7	3	11	8	5	10
Denver	13	6	13	9	13	5
Hou.	8	15	3	15	16	13
Ind.	6	8	5	2	1	8
Jax	12	14	8	16	15	14
K.C.	*1	7	*1	7	7	7
L.V.	5	5	6	12	11	12
L.A.-C	4	9	4	5	10	4
Miami	10	11	12	10	6	9
N.E.	15	4	14	6	14	2
Jets	16	12	16	13	4	16
Pitt.	11	16	7	1	2	1
Tenn.	3	2	9	14	8	15

National Football Conference

	Offense			Defense		
	Total	Rush	Pass	Total	Rush	Pass
Ariz.	1	1	9	9	12	6
Atl.	10	15	2	15	6	15
Car.	11	11	10	10	11	10
Chi.	14	12	13	7	10	8
Dallas	7	9	3	13	16	7
Det.	12	16	5	16	15	14
G.B.	2	4	4	6	9	5
Rams	4	6	6T	*1	2	*1
Minn.	3	2	11	14	14	13
N.O.	5	3	12	2	3	4
Giants	16	10	16	8	7	9
Phil.	13	5	15	11	13	11
S.F.	9	8	6T	4	5	3
Sea.	8	7	8	12	4	16
T.B.	6	14	1	5	*1	12
Wash.	15	13	14	3	8	2

National Football League

	Offense			Defense		
	Total	Rush	Pass	Total	Rush	Pass
Ariz.	2	3	15	14	23	10
Atl.	18	29	5	28	7	31
Balt.	19	*1	31	9	9	14
Buff.	4	19	2	10	20	8
Car.	20	21	17	18	16	17
Chi.	25	24	22	11	15	13
Cin.	28	25	23	22	25	23
Cleve.	16	4	24	17	13	20T
Dallas	12	17	7	26	32	11
Denver	27	14	28	19	26	12
Det.	21	30T	11	31	29	30
G.B.	3	8	9	7	14	6
Hou.	17	30T	4	30	31	26
Ind.	14	16	8	8	2	18
Jax	26	27	20	32	30	27
K.C.	*1	15	*1	16	18	15
L.V.	10	12	10	24	22	25
L.A.-C	8	18	6	12	21	9
Rams	7	10	12T	*1	3	*1
Miami	23	22	25	20	17	19
Minn.	6	6	18	27	28	24
N.E.	29	5	30	15	27	7
N.O.	9	7	19	3	4	5
Giants	31	20	29	13	11	16
Jets	32	23	32	25	10	29
Phil.	22	9	27	21	24	20T
Pitt.	24	32	16	2	8	2
S.F.	15	13	12T	5	6	4
Sea.	13	11	14	23	5	32
T.B.	11	28	3	6	*1	22
Tenn.	5	2	21	29	19	28
Wash.	30	26	26	4	12	3

T = Tied for position

* = League Leader

WEEK 16 / THROUGH MONDAY, DECEMBER 28, 2020

OFFENSE	Atl.	T.B.	Balt.	Cin.	Dal.	NY-G	G.B.	Chi.
GAMES (Won-Lost)	4-11	10-5	10-5	4-10-1	6-9	5-10	12-3	8-7
FIRST DOWNS	341	336	303	308	345	275	341	314
Rushing	80	77	147	85	107	85	111	84
Passing	226	218	137	200	215	165	203	206
Penalty	35	41	19	23	23	25	27	24
YDS GAINED (tot)	5510	5660	5285	4921	5642	4458	5908	4946
Avg per Game	367.3	377.3	352.3	328.1	376.1	297.2	393.9	329.7
RUSHING (net)	1405	1425	2667	1521	1680	1643	2039	1539
Avg per Game	93.7	95.0	177.8	101.4	112.0	109.5	135.9	102.6
Rushes	383	347	501	392	403	371	424	362
Yards per Rush	3.7	4.1	5.3	3.9	4.2	4.4	4.8	4.3
PASSING (net)	4105	4235	2618	3400	3962	2815	3869	3407
Avg per Game	273.7	282.3	174.5	226.7	264.1	187.7	257.9	227.1
Passes Att.	584	585	387	560	592	492	502	572
Completed	379	384	246	366	384	304	353	369
Pct Completed	64.9	65.6	63.6	65.4	64.9	61.8	70.3	64.5
Yards Gained	4355	4377	2798	3745	4267	3107	4059	3673
Sacked	40	21	32	48	38	48	20	35
Yards Lost	250	142	180	345	305	292	190	266
Had intercepted	11	11	10	9	12	10	5	15
Yards Opp Ret	40	244	58	23	97	52	73	95
Opp TDs on Int	0	2	2	0	2	0	1	0
PUNTS	55	55	51	64	44	61	45	63
Avg Yards	42.5	45.2	44.5	47.0	44.5	44.0	44.6	45.6
PUNT RETURNS	17	29	25	21	28	18	10	25
Avg Return	8.9	6.1	9.4	9.8	9.5	10.5	4.6	7.6
Returned for TD	0	0	0	0	0	0	0	0
KICKOFF RETURNS	18	23	23	29	34	33	29	45
Avg Return	19.8	21.5	26.7	25.2	26.6	22.0	18.8	24.3
Returned for TD	0	0	1	1	1	0	0	1
PENALTIES	79	81	98	80	90	75	80	87
Yards Penalized	688	692	912	646	791	589	654	761
FUMBLES BY	12	12	25	20	19	18	10	19
Fumbles Lost	5	5	7	13	13	10	5	5
Opp Fumbles	21	16	33	13	19	26	14	15
Opp Fum Lost	9	8	12	6	12	11	6	7
POSS. TIME (avg)	30:32	29:03	30:44	31:35	28:05	28:47	33:01	29:51
TOUCHDOWNS	38	54	50	33	41	24	61	39
Rushing	12	15	22	13	13	12	15	11
Passing	25	38	24	19	25	10	44	26
Returns	1	1	4	1	3	2	2	2
EXTRA-PT KICKS	31/35	47/52	47/48	32/33	32/35	19/20	54/58	35/36
2-PT CONVERSIONS	1/3	0/2	2/2	0/0	4/6	2/4	2/3	2/3
FIELD GOALS/FGA	36/38	25/28	25/28	26/33	30/37	30/31	16/16	27/29
POINTS SCORED	369	448	430	308	376	257	474	356

DEFENSE	Atl.	T.B.	Balt.	Cin.	Dal.	NY-G	G.B.	Chi.
POINTS ALLOWED	370	328	300	386	450	338	353	335
OPP FIRST DOWNS	339	294	337	319	337	327	311	314
Rushing	92	72	89	107	136	107	110	101
Passing	219	198	212	187	167	199	172	177
Penalty	28	24	36	25	34	21	29	36
OPP YARDS GAINED	5889	4849	5081	5702	5847	5282	4988	5203
Avg per Game	392.6	323.3	338.7	380.1	389.8	352.1	332.5	346.9
OPP RUSHING(net)	1583	1162	1593	1964	2416	1674	1697	1735
Avg per Game	105.5	77.5	106.2	130.9	161.1	111.6	113.1	115.7
Rushes	358	332	363	409	482	405	366	419
Yards per Rush	4.4	3.5	4.4	4.8	5.0	4.1	4.6	4.1
OPP PASSING(net)	4306	3687	3488	3738	3431	3608	3291	3468
Avg per Game	287.1	245.8	232.5	249.2	228.7	240.5	219.4	231.2
Passes Att.	584	573	575	522	488	527	494	523
Completed	399	397	374	329	311	359	313	331
Pct Completed	68.3	69.3	65.0	63.0	63.7	68.1	63.4	63.3
Sacked	28	47	39	17	29	34	40	34
Yards Lost	213	359	272	83	160	278	250	231
INTERCEPTED BY	11	15	8	10	9	10	10	10
Yards Returned	194	171	78	84	103	101	74	81
Returned for TD	1	1	0	0	0	1	1	0
OPP PUNT RETURNS	25	23	17	27	13	24	17	24
Avg return	5.7	10.3	4.8	5.9	7.2	9.8	17.1	12.0
OPP KICKOFF RET	41	12	28	18	26	38	43	37
Avg return	23.4	34.8	21.4	23.1	20.9	22.3	24.1	20.5
OPP TOUCHDOWNS	44	39	37	42	54	37	41	36
Rushing	14	9	12	11	19	13	15	10
Passing	30	27	22	29	32	22	23	24
Returns	0	3	3	2	3	2	3	2

WEEK 16 / THROUGH MONDAY, DECEMBER 28, 2020

OFFENSE	Jax	Ind.	LA-C	K.C.	Miami	Buff.	Minn.	Det.
GAMES (Won-Lost)	1-14	10-5	6-9	14-1	10-5	12-3	6-9	5-10
FIRST DOWNS	292	341	344	379	318	373	352	329
Rushing	77	117	101	106	95	115	131	84
Passing	190	192	210	242	187	221	192	208
Penalty	25	32	33	31	36	37	29	37
YDS GAINED (tot)	4935	5612	5697	6385	4970	5888	5784	5186
Avg per Game	329.0	374.1	379.8	425.7	331.3	392.5	385.6	345.7
RUSHING (net)	1466	1723	1649	1748	1618	1645	2158	1370
Avg per Game	97.7	114.9	109.9	116.5	107.9	109.7	143.9	91.3
Rushes	320	422	431	386	408	386	437	345
Yards per Rush	4.6	4.1	3.8	4.5	4.0	4.3	4.9	4.0
PASSING (net)	3469	3889	4048	4637	3352	4243	3626	3816
Avg per Game	231.3	259.3	269.9	309.1	223.5	282.9	241.7	254.4
Passes Att.	574	526	596	598	500	558	476	551
Completed	361	355	391	397	334	386	321	354
Pct Completed	62.9	67.5	65.6	66.4	66.8	69.2	67.4	64.2
Yards Gained	3694	4022	4246	4787	3544	4398	3860	4104
Sacked	38	21	31	23	33	26	36	41
Yards Lost	225	133	198	150	192	155	234	288
Had intercepted	16	10	10	7	10	9	13	12
Yards Opp Ret	144	90	146	135	60	133	177	87
Opp TDs on Int	0	1	0	0	0	0	1	3
PUNTS	58	45	58	50	63	37	53	57
Avg Yards	46.8	45.4	44.5	45.1	44.8	50.5	43.4	49.1
PUNT RETURNS	16	27	18	27	31	30	14	15
Avg Return	11.8	10.1	5.6	6.0	11.0	9.5	3.5	13.0
Returned for TD	1	0	0	1	1	0	0	1
KICKOFF RETURNS	28	42	40	19	12	34	29	31
Avg Return	20.3	25.9	22.5	25.3	17.9	28.3	21.2	23.7
Returned for TD	0	1	0	1	0	0	0	0
PENALTIES	104	93	81	100	72	99	78	88
Yards Penalized	1017	884	687	850	615	925	615	809
FUMBLES BY	15	7	16	16	15	18	20	12
Fumbles Lost	8	4	6	8	6	11	10	7
Opp Fumbles	16	18	12	16	20	20	16	15
Opp Fum Lost	5	9	6	6	11	10	6	5
POSS. TIME (avg)	27:42	30:50	31:00	30:36	31:11	32:03	29:25	28:07
TOUCHDOWNS	35	47	40	54	39	52	50	40
Rushing	9	18	10	12	13	14	18	15
Passing	23	23	28	38	23	36	32	24
Returns	3	6	2	4	3	2	0	1
EXTRA-PT KICKS	22/26	41/43	32/35	45/51	34/34	49/51	33/38	36/38
2-PT CONVERSIONS	3/9	2/4	1/4	3/3	4/5	0/1	8/12	2/2
FIELD GOALS/FGA	18/25	30/33	24/33	25/27	34/37	28/34	14/20	20/27
POINTS SCORED	292	423	346	452	378	445	393	342

DEFENSE	Jax	Ind.	LA-C	K.C.	Miami	Buff.	Minn.	Det.
POINTS ALLOWED	464	348	405	324	282	349	440	482
OPP FIRST DOWNS	371	311	306	324	312	324	345	384
Rushing	128	91	108	103	109	120	127	119
Passing	201	188	173	186	174	179	196	233
Penalty	42	32	25	35	29	25	22	32
OPP YARDS GAINED	6246	5030	5227	5317	5431	5186	5875	6208
Avg per Game	416.4	335.3	348.5	354.5	362.1	345.7	391.7	413.9
OPP RUSHING(net)	2179	1393	1866	1819	1784	1844	2022	2033
Avg per Game	145.3	92.9	124.4	121.3	118.9	122.9	134.8	135.5
Rushes	480	373	410	398	387	394	450	456
Yards per Rush	4.5	3.7	4.6	4.6	4.6	4.7	4.5	4.5
OPP PASSING(net)	4067	3637	3361	3498	3647	3342	3853	4175
Avg per Game	271.1	242.5	224.1	233.2	243.1	222.8	256.9	278.3
Passes Att.	506	520	511	526	507	514	510	517
Completed	353	343	317	327	319	333	338	355
Pct Completed	69.8	66.0	62.0	62.2	62.9	64.8	66.3	68.7
Sacked	18	34	26	29	40	37	22	21
Yards Lost	91	230	136	168	338	211	121	173
INTERCEPTED BY	11	15	12	16	16	12	14	7
Yards Returned	181	266	217	259	140	129	56	65
Returned for TD	1	4	2	2	0	1	0	0
OPP PUNT RETURNS	22	21	36	15	23	15	31	19
Avg return	7.1	7.7	15.7	7.9	9.3	8.4	9.6	5.1
OPP KICKOFF RET	24	49	28	21	22	30	24	45
Avg return	18.6	21.2	26.7	25.0	15.6	17.9	23.4	20.9
OPP TOUCHDOWNS	54	41	46	39	33	41	48	63
Rushing	21	16	16	12	15	19	17	25
Passing	33	22	27	26	17	22	27	35
Returns	0	3	3	1	1	0	4	3

WEEK 16 / THROUGH MONDAY, DECEMBER 28, 2020

OFFENSE	N.O.	Car.	NY-J	N.E.	Pitt.	Clev.	Tenn.	Hou.
GAMES (Won-Lost)	11-4	5-10	2-13	6-9	12-3	10-5	10-5	4-11
FIRST DOWNS	347	318	248	309	304	334	353	300
Rushing	138	103	87	136	76	125	125	77
Passing	188	183	132	142	193	182	193	205
Penalty	21	32	29	31	35	27	35	18
YDS GAINED (tot)	5676	5272	4129	4832	4959	5555	5851	5547
Avg per Game	378.4	351.5	275.3	322.1	330.6	370.3	390.1	369.8
RUSHING (net)	2109	1630	1572	2180	1264	2182	2402	1370
Avg per Game	140.6	108.7	104.8	145.3	84.3	145.5	160.1	91.3
Rushes	464	387	381	473	353	464	480	327
Yards per Rush	4.5	4.2	4.1	4.6	3.6	4.7	5.0	4.2
PASSING (net)	3567	3642	2557	2652	3695	3373	3449	4177
Avg per Game	237.8	242.8	170.5	176.8	246.3	224.9	229.9	278.5
Passes Att.	490	513	465	409	612	474	458	506
Completed	348	355	269	261	402	298	298	354
Pct Completed	71.0	69.2	57.8	63.8	65.7	62.9	65.1	70.0
Yards Gained	3744	3858	2849	2863	3813	3505	3610	4458
Sacked	27	33	40	34	13	22	23	46
Yards Lost	177	216	292	211	118	132	161	281
Had intercepted	8	11	12	14	10	8	7	6
Yards Opp Ret	96	26	104	256	191	127	81	104
Opp TDs on Int	0	0	3	2	1	1	0	0
PUNTS	57	42	77	49	74	48	49	54
Avg Yards	43.2	46.3	44.3	49.1	45.1	43.9	45.1	46.1
PUNT RETURNS	37	19	10	20	36	22	23	19
Avg Return	10.2	5.7	8.6	16.1	9.8	5.0	9.0	8.2
Returned for TD	0	0	0	1	0	0	0	0
KICKOFF RETURNS	30	28	38	28	27	31	37	32
Avg Return	25.4	25.5	19.8	23.6	22.9	21.8	20.3	19.6
Returned for TD	0	0	0	0	0	0	1	0
PENALTIES	94	94	98	56	79	96	80	74
Yards Penalized	974	747	922	487	676	851	733	575
FUMBLES BY	25	11	8	17	22	23	13	20
Fumbles Lost	9	5	5	5	7	8	4	11
Opp Fumbles	15	20	20	11	18	23	21	9
Opp Fum Lost	8	15	9	4	9	10	8	5
POSS. TIME (avg)	31:46	31:07	27:31	29:08	31:01	30:49	28:18	27:05
TOUCHDOWNS	55	37	24	32	48	47	57	40
Rushing	29	18	8	20	12	19	22	9
Passing	25	16	15	8	33	26	32	30
Returns	1	3	1	4	3	2	3	1
EXTRA-PT KICKS	54/54	32/35	18/22	26/29	40/44	40/45	46/48	35/37
2-PT CONVERSIONS	0/1	1/2	1/2	1/3	2/4	2/2	4/7	1/3
FIELD GOALS/FGA	21/26	29/36	21/28	26/28	20/21	18/23	18/26	23/27
POINTS SCORED	449	343	229	298	394	384	450	346

DEFENSE	N.O.	Car.	NY-J	N.E.	Pitt.	Clev.	Tenn.	Hou.
POINTS ALLOWED	330	369	429	339	288	397	401	423
OPP FIRST DOWNS	303	340	358	318	260	334	365	362
Rushing	78	105	93	124	86	111	107	128
Passing	176	200	220	173	150	201	230	212
Penalty	49	35	45	21	24	22	28	22
OPP YARDS GAINED	4654	5414	5797	5310	4535	5341	5915	6176
Avg per Game	310.3	360.9	386.5	354.0	302.3	356.1	394.3	411.7
OPP RUSHING (net)	1428	1780	1626	1992	1591	1688	1837	2276
Avg per Game	95.2	118.7	108.4	132.8	106.1	112.5	122.5	151.7
Rushes	370	378	416	439	383	392	410	452
Yards per Rush	3.9	4.7	3.9	4.5	4.2	4.3	4.5	5.0
OPP PASSING (net)	3226	3634	4171	3318	2944	3653	4078	3900
Avg per Game	215.1	242.3	278.1	221.2	196.3	243.5	271.9	260.0
Passes Att.	520	553	574	460	500	541	590	514
Completed	315	376	396	310	282	345	394	359
Pct Completed	60.6	68.0	69.0	67.4	56.4	63.8	66.8	69.8
Sacked	42	27	28	21	52	37	15	32
Yards Lost	262	189	163	138	354	254	130	209
INTERCEPTED BY	13	7	10	16	18	10	14	3
Yards Returned	106	110	134	145	169	184	187	19
Returned for TD	1	0	1	1	3	2	0	1
OPP PUNT RETURNS	19	16	35	12	30	24	19	19
Avg return	2.0	10.3	11.7	5.9	10.5	9.4	8.9	6.7
OPP KICKOFF RET	21	7	24	29	36	36	33	33
Avg return	17.0	20.6	25.6	21.4	21.9	26.3	22.1	20.9
OPP TOUCHDOWNS	38	42	49	39	33	48	51	50
Rushing	10	16	16	16	11	16	17	20
Passing	28	25	30	21	21	29	33	29
Returns	0	1	3	2	1	3	1	1

WEEK 16 / THROUGH MONDAY, DECEMBER 28, 2020

OFFENSE	Wash.	Phil.	Ariz.	LA-R	L.V.	Denv.	Sea.	S.F.
GAMES (Won-Lost)	6-9	4-10-1	8-7	9-6	7-8	5-10	11-4	6-9
FIRST DOWNS	306	320	366	331	337	284	335	333
Rushing	102	107	132	116	113	89	102	99
Passing	176	172	201	194	193	161	205	203
Penalty	28	41	33	21	31	34	28	31
YDS GAINED (tot)	4828	5138	5939	5699	5668	4923	5632	5594
Avg per Game	321.9	342.5	395.9	379.9	377.9	328.2	375.5	372.9
RUSHING (net)	1508	1909	2189	1908	1810	1796	1850	1803
Avg per Game	100.5	127.3	145.9	127.2	120.7	119.7	123.3	120.2
Rushes	373	374	461	443	434	410	384	413
Yards per Rush	4.0	5.1	4.7	4.3	4.2	4.4	4.8	4.4
PASSING (net)	3320	3229	3750	3791	3858	3127	3782	3791
Avg per Game	221.3	215.3	250.0	252.7	257.2	208.5	252.1	252.7
Passes Att.	569	565	548	552	513	515	527	533
Completed	367	321	368	370	345	292	368	346
Pct Completed	64.5	56.8	67.2	67.0	67.3	56.7	69.8	64.9
Yards Gained	3634	3609	3910	3952	4012	3334	4064	4047
Sacked	47	62	25	23	25	30	46	36
Yards Lost	314	380	160	161	154	207	282	256
Had intercepted	14	18	12	13	8	23	13	17
Yards Opp Ret	168	132	145	119	246	336	199	293
Opp TDs on Int	0	1	1	1	2	2	1	2
PUNTS	67	69	52	64	40	62	56	62
Avg Yards	48.4	45.9	44.2	45.0	43.5	46.3	49.3	46.2
PUNT RETURNS	29	22	23	34	22	18	20	21
Avg Return	5.4	9.6	5.8	6.9	11.1	13.1	8.8	9.0
Returned for TD	0	1	0	0	0	1	0	0
KICKOFF RETURNS	30	31	23	22	22	26	28	25
Avg Return	20.8	20.9	21.6	20.6	19.0	20.8	22.5	19.6
Returned for TD	0	0	0	0	0	0	0	0
PENALTIES	82	101	107	66	84	77	80	83
Yards Penalized	641	812	830	617	745	642	627	706
FUMBLES BY	22	30	21	18	22	22	14	19
Fumbles Lost	11	8	8	10	14	9	5	13
Opp Fumbles	20	19	18	15	9	14	17	22
Opp Fum Lost	6	11	9	8	5	4	7	8
POSS. TIME (avg)	29:51	28:57	29:12	31:38	31:04	28:41	29:58	31:19
TOUCHDOWNS	35	40	48	42	44	32	52	43
Rushing	18	14	22	19	18	12	14	18
Passing	14	22	26	20	26	19	38	24
Returns	3	4	0	3	0	1	0	1
EXTRA-PT KICKS	28/30	22/24	44/45	37/41	42/44	23/28	47/50	36/38
2-PT CONVERSIONS	0/5	7/16	0/3	1/1	0/0	1/4	1/2	1/4
FIELD GOALS/FGA	25/32	14/19	23/29	21/27	32/34	25/29	22/22	19/23
POINTS SCORED	315	320	403	354	402	292	433	353

DEFENSE	Wash.	Phil.	Ariz.	LA-R	L.V.	Denv.	Sea.	S.F.
POINTS ALLOWED	315	398	349	289	447	414	348	364
OPP FIRST DOWNS	273	324	342	265	357	311	359	290
Rushing	93	92	111	87	109	98	95	93
Passing	156	201	195	160	208	188	239	165
Penalty	24	31	36	18	40	25	25	32
OPP YARDS GAINED	4657	5562	5298	4297	5779	5422	5761	4750
Avg per Game	310.5	370.8	353.2	286.5	385.3	361.5	384.1	316.7
OPP RUSHING(net)	1687	1909	1898	1412	1891	1974	1443	1582
Avg per Game	112.5	127.3	126.5	94.1	126.1	131.6	96.2	105.5
Rushes	399	454	406	370	406	411	368	403
Yards per Rush	4.2	4.2	4.7	3.8	4.7	4.8	3.9	3.9
OPP PASSING(net)	2970	3653	3400	2885	3888	3448	4318	3168
Avg per Game	198.0	243.5	226.7	192.3	259.2	229.9	287.9	211.2
Passes Att.	496	498	532	521	539	529	637	501
Completed	317	342	343	328	345	350	425	321
Pct Completed	63.9	68.7	64.5	63.0	64.0	66.2	66.7	64.1
Sacked	44	46	46	49	19	39	43	28
Yards Lost	304	307	318	324	114	270	220	177
INTERCEPTED BY	14	6	10	13	10	8	14	12
Yards Returned	136	88	123	182	156	110	106	123
Returned for TD	2	1	0	2	0	0	0	1
OPP PUNT RETURNS	32	41	22	21	12	27	24	21
Avg return	6.0	6.2	9.1	14.0	8.4	7.6	6.8	8.0
OPP KICKOFF RET	9	25	43	25	31	21	36	32
Avg return	26.1	22.4	19.3	28.4	23.6	29.9	21.8	24.8
OPP TOUCHDOWNS	35	46	41	32	52	43	40	39
Rushing	12	20	13	12	23	20	17	11
Passing	21	25	26	16	26	19	22	23
Returns	2	1	2	4	3	4	1	5

WEEK 16 / THROUGH MONDAY, DECEMBER 28, 2020

OFFENSE	NFL/Avg
GAMES (Won-Lost)	---
FIRST DOWNS	325.5
Rushing	104.0
Passing	191.7
Penalty	29.8
YDS GAINED (tot)	5375.9
Avg per Game	358.4
RUSHING (net)	1774.3
Avg per Game	118.3
Rushes	404.3
Yards per Rush	4.4
PASSING (net)	3601.6
Avg per Game	240.1
Passes Att.	528.2
Completed	345.2
Pct Completed	65.4
Yards Gained	3821.8
Sacked	33.2
Yards Lost	220.2
Had intercepted	11.4
Yards Opp Ret	133.7
Opp TDs on Int	0.9
PUNTS	55.7
Avg Yards	45.6
PUNT RETURNS	22.7
Avg Return	8.8
Returned for TD	0.2
KICKOFF RETURNS	29.0
Avg Return	22.5
Returned for TD	0.2
PENALTIES	85.5
Yards Penalized	741.3
FUMBLES BY	17.5
Fumbles Lost	8.0
Opp Fumbles	17.5
Opp Fum Lost	8.0
POSS. TIME (avg)	30:00
TOUCHDOWNS	42.9
Rushing	15.4
Passing	25.4
Returns	2.1
EXTRA POINTS(tot)	93%
Kicks Made/2Pt	48%
FIELD GOALS/FGA	24/28
POINTS SCORED	370.4

DEFENSE	NFL/Avg
POINTS ALLOWED	370.4
OPP FIRST DOWNS	325.5
Rushing	104.0
Passing	191.7
Penalty	29.8
OPP YARDS GAINED	5375.9
Avg per Game	358.4
OPP RUSHING(net)	1774.3
Avg per Game	118.3
Rushes	404.3
Yards per Rush	4.4
OPP PASSING(net)	3601.6
Avg per Game	240.1
Passes Att.	528.2
Completed	345.2
Pct Completed	65.4
Sacked	33.2
Yards Lost	220.2
INTERCEPTED BY	11.4
Yards Returned	133.7
Returned for TD	0.9
OPP PUNT RETURNS	22.7
Avg return	8.8
OPP KICKOFF RET	29.0
Avg return	22.5
OPP TOUCHDOWNS	42.9
Rushing	15.4
Passing	25.4
Returns	2.1

WEEK 16 / THROUGH MONDAY, DECEMBER 28, 2020

AFC / TEAM/OFFENSE RANK

Tm	(A)	(B)	(C)	(D)	(E)	(F)	(G)	(H)	(I)	(J)	(K)	(L)	(M)	(N)	(O)	(P)	(Q)
BAL	9	8	1	1	15	10	13	12	12	3	6	10	2	13	4	4	7
BUF	2	4	10	8	2	3	6	5	2	1	2	9	1	1	2	3	10
CIN	14	15	13	14	10	15	5	14	10	15	4	7	5	3	3	12	11
CLE	7	7	3	3	11	7	9	4	7	6	13	16	9	15	14	8	12
DEN	13	13	6	7	13	13	16	9	15	14	16	2	10	5	6	14t	8
HOU	8	2	15	9	3	1	2	16	13	8	9	13	14	6	7	10t	9
IND	6	6	8	12	5	6	10	3	5	12	7	6	3	7	10	5	6
JAC	12	10	14	5	8	14	14	11	14	10	15	3	12	4	5	14t	15
KC	1	1	7	6	1	2	1	2	1	2	8	14	4	8	9	1	4
LV	5	5	5	10	6	4	4	6	6	4	3	4	15	16	12	6	2
LAC	4	9	9	15	4	8	8	8	4	7	11	15	8	12	16	10t	14
MIA	10	11	11	13	12	9	11	10	8	13	1	5	16	11	8	9	5
NE	15	12	4	4	14	11	15	13	9	11	10	1	6	2	1	13	3
NYJ	16	16	12	11	16	16	12	15	16	16	14	12	13	14	15	16	13
PIT	11	14	16	16	7	12	7	1	11	9	12	8	7	9	13	7	1
TEN	3	3	2	2	9	5	3	7	3	5	5	11	11	10	11	2	16

AFC / OPPONENT/DEFENSE RANK

Tm	(A)	(B)	(C)	(D)	(E)	(F)	(G)	(H)	(I)	(J)	(K)	(L)	(M)	(N)	(O)	(P)	(Q)	(R)	(S)
BAL	3	2	3	5	6	2	15	6	11	2	4	1	6	11	10	3	1	1	7
BUF	4	4	9	13	3	3	8	4	8t	6	10	9	2	10	11	7	15	4t	2
CIN	11	14	12	14	11	13	10	15	7	7	11	3	10	14	13	8	11	13	14
CLE	8	5	5	4	10	7	12	5	10	11	15	13	14	3	8	9	10	8	6
DEN	9	7	13	15	5	4	14	3	3t	4	2t	6	16	5	7	12	16	14	12
HOU	15	15	16	16	13	15	16	8	14	14	8	4	4	6	9	13	4	12	13
IND	2	3	1	1	8	8	5	7	3t	10	6	7	5	4	4	6	6t	6	3
JAC	16	16	15	8	14	16	9	13	16	12	12	5	3	2	1	16	8t	15	15
KC	7	8	7	10	7	6	4	9	8t	5	13	8	12	12	16	4	2	2	1
LV	12	13	11	12	12	14	11	14	12	15	16	10	11	9	5	15	13	10	9
LAC	5	6	10	9	4	5	7	10	2	9	14	16	15	15	15	11	12	11	4
MIA	10	11	6	11	9	9	3	2	5	1	5	12	1	7	2	1	3	4t	10
NE	6	10	14	7	2	11	2	12	6	8	7	2	7	13	6	5	5	9	11
NYJ	13	9	4	2	16	12	13	11	13	13	2t	15	13	1	3	14	8t	16	16
PIT	1	1	2	3	1	1	1	1	1	3	1	14	8	8	12	2	6t	3	5
TEN	14	12	8	6	15	10	6	16	15	16	9	11	9	16	14	10	14	7	8

- (A) Total Yards per Game
- (B) Yards per Play
- (C) Rushing Yards per Game
- (D) Rushing Yards per Attempt
- (E) Passing Net Yards per Game
- (F) Passing Net Yards per Play
- (G) Passing, Percent Had Intercepted
- (H) Sacks per Pass Play
- (I) First Downs per Game
- (J) Third Down Efficiency
- (K) Fourth Down Efficiency
- (L) Punt Return Average
- (M) Kickoff Return Average
- (N) Gross Punting Average
- (O) Net Punting Average
- (P) Points per Game
- (Q) Field Goal Percentage
- Combined Offense/Defense Rank
- (R) Points per Game Differential
- (S) Net Yards per Game Differential

WEEK 16 / THROUGH MONDAY, DECEMBER 28, 2020

NFC / TEAM/OFFENSE RANK

Tm	(A)	(B)	(C)	(D)	(E)	(F)	(G)	(H)	(I)	(J)	(K)	(L)	(M)	(N)	(O)	(P)	(Q)
ARI	1	6	1	5	9	10	9	4	1	10	1	12	8	12	11	5	11
ATL	10	11	15	16	2	9	4	10	5t	4	7t	7	14	16	12	8	4
CAR	11	8	11	11	10	5	7	8	13	11	7t	13	2	4	7	12	10
CHI	14	14	12	10	13	13	13	6	14	16	9	9	4	7	10	9	5
DAL	7	12	9	12	3	12	5	7	4	7	11	5	1	11	6	7	8
DET	12	10	16	15	5	11	8	11	11	9	13	1	5	2	1	13	14
GB	2	1	4	4	4	1	1	2	5t	1	4	15	16	10	15	1	1t
LAR	4	9	6	9	6t	8	10	3	10	3	14	10	13	9	14	10	13
MIN	3	2	2	2	11	2	14	12	2	6	12	16	10	14	16	6	16
NO	5	5	3	6	12	4	2	5	3	2	2	3	3	15	4	2	9
NYG	16	15	10	7	16	15	6	15	16	14	3	2	7	13	13	16	3
PHI	13	13	5	1	15	16	15	16	12	15	15	4	11	6	8	14	15
SF	9	7	8	8	6t	6	16	9	9	13	16	6	15	5	5	11	7
SEA	8	4	7	3	8	7	12	14	8	8	10	8	6	1	3	4	1t
TB	6	3	14	13	1	3	3	1	7	5	6	11	9	8	9	3	6
WAS	15	16	13	14	14	14	11	13	15	12	5	14	12	3	2	15	12

NFC / OPPONENT/DEFENSE RANK

Tm	(A)	(B)	(C)	(D)	(E)	(F)	(G)	(H)	(I)	(J)	(K)	(L)	(M)	(N)	(O)	(P)	(Q)	(R)	(S)
ARI	9	7	12	14	6	4	12	4	13	10	15	9	2	3	4	8	3	6	6
ATL	15	15	6	10	15	14	11	14	11	11	5	3	11	10	10	12	7	9	13
CAR	10	12	11	15	10	9	15	13	12	16	10	12	4	2	8	11	16	11	10
CHI	7	6	10	7	8	8	9	9	7	3	13	14	3	7	6	5	4	7	12
DAL	13	13	16	16	7	12	13	11	10	15	6	7	5	8	2	15	12	13	11
DET	16	16	15	11	14	16	14	16	16	14	11	2	6	1	1	16	5t	16	16
GB	6	10	9	13	5	7	8	6	6	9	7	16	12	4	11	9	9t	1	3
LAR	1	1	2	2	1	1	5	1	1	2	4	15	15	16	16	1	11	5	1
MIN	14	14	14	12	13	15	2	15	14	6	16	10	10	9	13	14	15	12	8
NO	2	3	3	3	4	3	4	7	5	8	8	1	1	13	3	4	8	3	2
NYG	8	8	7	6	9	11	10	10	9	12	12	11	8	14	7	6	9t	15	15
PHI	11	11	13	8	11	13	16	2	8	5	2	5	9	12	12	13	5t	14	14
SF	4	5	5	5	3	6	6	12	3	1	14	8	13	15	14	10	13	10	4
SEA	12	9	4	4	16	10	7	8	15	13	3	6	7	6	5	7	2	4	9
TB	5	4	1	1	12	5	3	5	4	7	9	13	16	5	9	3	1	2	5
WAS	3	2	8	9	2	2	1	3	2	4	1	4	14	11	15	2	14	8	7

- (A) Total Yards per Game
- (B) Yards per Play
- (C) Rushing Yards per Game
- (D) Rushing Yards per Attempt
- (E) Passing Net Yards per Game
- (F) Passing Net Yards per Play
- (G) Passing, Percent Had Intercepted
- (H) Sacks per Pass Play
- (I) First Downs per Game
- (J) Third Down Efficiency
- (K) Fourth Down Efficiency
- (L) Punt Return Average
- (M) Kickoff Return Average
- (N) Gross Punting Average
- (O) Net Punting Average
- (P) Points per Game
- (Q) Field Goal Percentage
- Combined Offense/Defense Rank
- (R) Points per Game Differential
- (S) Net Yards per Game Differential

WEEK 16 / THROUGH MONDAY, DECEMBER 28, 2020

NFL / TEAM/OFFENSE RANK

Tm	(A)	(B)	(C)	(D)	(E)	(F)	(G)	(H)	(I)	(J)	(K)	(L)	(M)	(N)	(O)	(P)	(Q)
BAL	19	13	1	1	31	22	25	25	27	4	8	15	2	24	7	8	12t
BUF	4	6	19	17	2	4	7	9	2	1	2	14	1	1	5	6	17
CIN	28	29	25	29	23	28	6	27	24	30	4	10	8	6	6	27	22
CLE	16	11	4	8	24	11	11	8	15	8	28	30	16	28	28	14	23
DEN	27	25	14	14	28	25	32	14	30	27	32	2	21	8	10	29t	14
HOU	17	2	30t	20	4	1	3	30	28	12	19t	21	29	11	12t	21t	15
IND	14	10	16	25	8	7	14	5	9t	23	11	9	4	14	19	9	11
JAC	26	22	27	10	20	26	28	19	29	16	31	4	25	7	8	29t	30
KC	1	1	15	12	1	2	2	3	1	3	12	25	7	16	17	2	9
LV	10	9	12	21	10	5	5	10	12	5	3	5	30	29	21	11	6
LAC	8	21	18	30	6	18	10	12	8	9	23	28	13	23	32	21t	29
MIA	23	23	22	28	25	20	15	18	20t	24	1	6	32	20	16	15	10
NE	29	24	5	9	30	23	31	26	23	22	21	1	11	3	1	28	8
NYJ	32	32	23	23	32	32	24	28	32	32	30	20	26	25	29	32	26
PIT	24	28	32	32	16	24	9	1	26	14	25	11	12	17	22	12	4
TEN	5	5	2	3	21	6	4	11	4	7	6t	17	24	18	20	3	32
ARI	2	14	3	7	15	17	20	7	3	20	5	26	17	26	24	10	21
ATL	18	19	29	31	5	16	13	21	9t	11	15t	18	27	32	25	17	5
CAR	20	16	21	19	17	12	18	17	20t	21	15t	27	5	9	14	23	20
CHI	25	27	24	18	22	27	26	15	22	31	17	22	9	13	23	18	7
DAL	12	20	17	22	7	21	16	16	7	17	19t	13	3	22	12t	16	18
DET	21	18	30t	27	11	19	19	22	18	19	24	3	10	4	2	24	27
GB	3	3	8	6	9	3	1	4	9t	2	10	31	31	21	30	1	1t
LAR	7	17	10	16	12t	15	21	6	17	10	26	23	23	19	27	19	25
MIN	6	4	6	4	18	8	27	23	5	15	22	32	19	30	31	13	31
NO	9	12	7	11	19	10	8	13	6	6	6t	8	6	31	9	4	19
NYG	31	30	20	13	29	30	17	31	31	28	9	7	15	27	26	31	3
PHI	22	26	9	2	27	31	29	32	19	29	27	12	20	12	15	25	28
SF	15	15	13	15	12t	13	30	20	16	26	29	16	28	10	11	20	16
SEA	13	8	11	5	14	14	23	29	14	18	18	19	14	2	4	7	1t
TB	11	7	28	24	3	9	12	2	13	13	14	24	18	15	18	5	12t
WAS	30	31	26	26	26	29	22	24	25	25	13	29	22	5	3	26	24

Team/Offense Rank

- (A) Total Yards per Game
- (B) Yards per Play
- (C) Rushing Yards per Game
- (D) Rushing Yards per Attempt
- (E) Passing Net Yards per Game
- (F) Passing Net Yards per Play
- (G) Passing, Percent Had Intercepted
- (H) Sacks per Pass Play
- (I) First Downs per Game
- (J) Third Down Efficiency
- (K) Fourth Down Efficiency
- (L) Punt Return Average
- (M) Kickoff Return Average
- (N) Gross Punting Average
- (O) Net Punting Average
- (P) Points per Game
- (Q) Field Goal Percentage

WEEK 16 / THROUGH MONDAY, DECEMBER 28, 2020

NFL / OPPONENT/DEFENSE RANK

Tm	(A)	(B)	(C)	(D)	(E)	(F)	(G)	(H)	(I)	(J)	(K)	(L)	(M)	(N)	(O)	(P)	(Q)	(R)	(S)
BAL	9	7	9	14	14	4	28	13	20t	2	9	2	12	22	14	4	1	1	13
BUF	10	12	20	27	8	9	14	11	15t	17	21t	17	3	20	17	14t	30	7t	7
CIN	22	28	25	29	23	26	18	31	14	18	25	6	19	28	22	20	19	26t	28
CLE	17	14	13	13	20t	16	24	12	19	22	31	22	28	4	11	21	14t	18	12
DEN	19	16	26	30	12	10	27	10	8t	15	5t	13	31	8	8	25	31	29	26
HOU	30	30	31	32	26	29	32	18	29	26	17	9	8	10	13	26	5	25	27
IND	8	10	2	2	18	19	5	15	8t	21	12t	14	11	5	5	12t	9t	10	9
JAC	32	31	30	20	27	32	16	29	31	23	27	11	4	3	1	31	11t	31	31
KC	16	19	18	22	15	15	4	21	15t	16	28	15	25	25	29	6	2	2	2
LV	24	27	22	25	25	27	23	30	26	30	32	18	22	19	6	29	23	21	17
LAC	12	15	21	21	9	13	13	22	7	20	30	31	29	29	27	24	20t	23	10
MIA	20	23	17	23	19	21	3	9	11	1	10	21	1	13	3	1	3	7t	24
NE	15	22	27	19	7	24	2	26	13	19	14	5	13	26	7	11	7t	20	25
NYJ	25	21	10	5	29	25	26	24	27	24	5t	28	26	2	4	27	11t	32	32
PIT	2	2	8	10	2	2	1	1	1	5	1	27	15	16	20	2	9t	6	11
TEN	29	24	19	17	28	23	12	32	30	32	19	19	16	30	23	23	28t	13	15
ARI	14	9	23	26	10	6	22	5	24	13	26	20	5	7	12	14t	7t	12	8
ATL	28	29	7	15	31	28	21	25	22	14	8	4	21	18	24	19	17	16	22
CAR	18	20	16	28	17	14	30	23	23	31	18	25	7	6	19	18	32	19	19
CHI	11	8	15	9	13	12	19	16	12	6	23	29	6	14	16	9	11t	14	21
DAL	26	25	32	31	11	20	25	19	20t	29	11	12	9	15	9	30	25	24	20
DET	31	32	29	16	30	31	29	28	32	28	20	3	10	1	2	32	14t	30	30
GB	7	17	14	24	6	11	17	7	8t	12	12t	32	23	9	25	16	20t	3	4
LAR	1	1	3	3	1	1	10	2	2	4	7	30	30	32	32	3	24	11	1
MIN	27	26	28	18	24	30	7	27	25	9	29	23	20	17	28	28	28t	22	16
NO	3	4	4	4	5	5	9	8	6	11	15	1	2	24	10	8	18	5	3
NYG	13	11	11	8	16	18	20	17	18	25	21t	24	17	27	18	10	20t	28	29
PHI	21	18	24	11	20t	22	31	3	15t	8	3	8	18	23	26	22	14t	26t	23
SF	5	6	6	7	4	8	11	20	4	3	24	16	24	31	30	17	26	17	5
SEA	23	13	5	6	32	17	15	14	28	27	4	10	14	12	15	12t	6	9	18
TB	6	5	1	1	22	7	8	6	5	10	16	26	32	11	21	7	4	4	6
WAS	4	3	12	12	3	3	6	4	3	7	2	7	27	21	31	5	27	15	14

Opponent/Defense Rank

- (A) Total Yards per Game
 - (B) Yards per Play
 - (C) Rushing Yards per Game
 - (D) Rushing Yards per Attempt
 - (E) Passing Net Yards per Game
 - (F) Passing Net Yards per Play
 - (G) Passing, Percent Had Intercepted
 - (H) Sacks per Pass Play
 - (I) First Downs per Game
 - (J) Third Down Efficiency
 - (K) Fourth Down Efficiency
 - (L) Punt Return Average
 - (M) Kickoff Return Average
 - (N) Gross Punting Average
 - (O) Net Punting Average
 - (P) Points per Game
 - (Q) Field Goal Percentage
- Combined Offense/Defense Rank
- (R) Points per Game Differential
 - (S) Net Yards per Game Differential

WEEK 16 / THROUGH MONDAY, DECEMBER 28, 2020**AFC / TOTAL OFFENSE**

Rank	Team	Total	Rushing	Passing	Total	Rushing	Passing
1)	Kansas City	6385	1748	4637	425.7	116.5	309.1
2)	Buffalo	5888	1645	4243	392.5	109.7	282.9
3)	Tennessee	5851	2402	3449	390.1	160.1	229.9
4)	L.A. Chargers	5697	1649	4048	379.8	109.9	269.9
5)	Las Vegas	5668	1810	3858	377.9	120.7	257.2
6)	Indianapolis	5612	1723	3889	374.1	114.9	259.3
7)	Cleveland	5555	2182	3373	370.3	145.5	224.9
8)	Houston	5547	1370	4177	369.8	91.3	278.5
9)	Baltimore	5285	2667	2618	352.3	177.8	174.5
10)	Miami	4970	1618	3352	331.3	107.9	223.5
11)	Pittsburgh	4959	1264	3695	330.6	84.3	246.3
12)	Jacksonville	4935	1466	3469	329.0	97.7	231.3
13)	Denver	4923	1796	3127	328.2	119.7	208.5
14)	Cincinnati	4921	1521	3400	328.1	101.4	226.7
15)	New England	4832	2180	2652	322.1	145.3	176.8
16)	N.Y. Jets	4129	1572	2557	275.3	104.8	170.5

AFC / TOTAL DEFENSE

Rank	Team	Total	Rushing	Passing	Total	Rushing	Passing
1)	Pittsburgh	4535	1591	2944	302.3	106.1	196.3
2)	Indianapolis	5030	1393	3637	335.3	92.9	242.5
3)	Baltimore	5081	1593	3488	338.7	106.2	232.5
4)	Buffalo	5186	1844	3342	345.7	122.9	222.8
5)	L.A. Chargers	5227	1866	3361	348.5	124.4	224.1
6)	New England	5310	1992	3318	354.0	132.8	221.2
7)	Kansas City	5317	1819	3498	354.5	121.3	233.2
8)	Cleveland	5341	1688	3653	356.1	112.5	243.5
9)	Denver	5422	1974	3448	361.5	131.6	229.9
10)	Miami	5431	1784	3647	362.1	118.9	243.1
11)	Cincinnati	5702	1964	3738	380.1	130.9	249.2
12)	Las Vegas	5779	1891	3888	385.3	126.1	259.2
13)	N.Y. Jets	5797	1626	4171	386.5	108.4	278.1
14)	Tennessee	5915	1837	4078	394.3	122.5	271.9
15)	Houston	6176	2276	3900	411.7	151.7	260.0
16)	Jacksonville	6246	2179	4067	416.4	145.3	271.1

WEEK 16 / THROUGH MONDAY, DECEMBER 28, 2020**NFC / TOTAL OFFENSE**

Rank	Team	Total	Rushing	Passing	Total	Rushing	Passing
1)	Arizona	5939	2189	3750	395.9	145.9	250.0
2)	Green Bay	5908	2039	3869	393.9	135.9	257.9
3)	Minnesota	5784	2158	3626	385.6	143.9	241.7
4)	L.A. Rams	5699	1908	3791	379.9	127.2	252.7
5)	New Orleans	5676	2109	3567	378.4	140.6	237.8
6)	Tampa Bay	5660	1425	4235	377.3	95.0	282.3
7)	Dallas	5642	1680	3962	376.1	112.0	264.1
8)	Seattle	5632	1850	3782	375.5	123.3	252.1
9)	San Francisco	5594	1803	3791	372.9	120.2	252.7
10)	Atlanta	5510	1405	4105	367.3	93.7	273.7
11)	Carolina	5272	1630	3642	351.5	108.7	242.8
12)	Detroit	5186	1370	3816	345.7	91.3	254.4
13)	Philadelphia	5138	1909	3229	342.5	127.3	215.3
14)	Chicago	4946	1539	3407	329.7	102.6	227.1
15)	Washington	4828	1508	3320	321.9	100.5	221.3
16)	N.Y. Giants	4458	1643	2815	297.2	109.5	187.7

NFC / TOTAL DEFENSE

Rank	Team	Total	Rushing	Passing	Total	Rushing	Passing
1)	L.A. Rams	4297	1412	2885	286.5	94.1	192.3
2)	New Orleans	4654	1428	3226	310.3	95.2	215.1
3)	Washington	4657	1687	2970	310.5	112.5	198.0
4)	San Francisco	4750	1582	3168	316.7	105.5	211.2
5)	Tampa Bay	4849	1162	3687	323.3	77.5	245.8
6)	Green Bay	4988	1697	3291	332.5	113.1	219.4
7)	Chicago	5203	1735	3468	346.9	115.7	231.2
8)	N.Y. Giants	5282	1674	3608	352.1	111.6	240.5
9)	Arizona	5298	1898	3400	353.2	126.5	226.7
10)	Carolina	5414	1780	3634	360.9	118.7	242.3
11)	Philadelphia	5562	1909	3653	370.8	127.3	243.5
12)	Seattle	5761	1443	4318	384.1	96.2	287.9
13)	Dallas	5847	2416	3431	389.8	161.1	228.7
14)	Minnesota	5875	2022	3853	391.7	134.8	256.9
15)	Atlanta	5889	1583	4306	392.6	105.5	287.1
16)	Detroit	6208	2033	4175	413.9	135.5	278.3

WEEK 16 / THROUGH MONDAY, DECEMBER 28, 2020**NFL / TOTAL OFFENSE**

Rank	Team	Total	Rushing	Passing	Total	Rushing	Passing
1)	Kansas City	6385	1748	4637	425.7	116.5	309.1
2)	Arizona	5939	2189	3750	395.9	145.9	250.0
3)	Green Bay	5908	2039	3869	393.9	135.9	257.9
4)	Buffalo	5888	1645	4243	392.5	109.7	282.9
5)	Tennessee	5851	2402	3449	390.1	160.1	229.9
6)	Minnesota	5784	2158	3626	385.6	143.9	241.7
7)	L.A. Rams	5699	1908	3791	379.9	127.2	252.7
8)	L.A. Chargers	5697	1649	4048	379.8	109.9	269.9
9)	New Orleans	5676	2109	3567	378.4	140.6	237.8
10)	Las Vegas	5668	1810	3858	377.9	120.7	257.2
11)	Tampa Bay	5660	1425	4235	377.3	95.0	282.3
12)	Dallas	5642	1680	3962	376.1	112.0	264.1
13)	Seattle	5632	1850	3782	375.5	123.3	252.1
14)	Indianapolis	5612	1723	3889	374.1	114.9	259.3
15)	San Francisco	5594	1803	3791	372.9	120.2	252.7
16)	Cleveland	5555	2182	3373	370.3	145.5	224.9
17)	Houston	5547	1370	4177	369.8	91.3	278.5
18)	Atlanta	5510	1405	4105	367.3	93.7	273.7
19)	Baltimore	5285	2667	2618	352.3	177.8	174.5
20)	Carolina	5272	1630	3642	351.5	108.7	242.8
21)	Detroit	5186	1370	3816	345.7	91.3	254.4
22)	Philadelphia	5138	1909	3229	342.5	127.3	215.3
23)	Miami	4970	1618	3352	331.3	107.9	223.5
24)	Pittsburgh	4959	1264	3695	330.6	84.3	246.3
25)	Chicago	4946	1539	3407	329.7	102.6	227.1
26)	Jacksonville	4935	1466	3469	329.0	97.7	231.3
27)	Denver	4923	1796	3127	328.2	119.7	208.5
28)	Cincinnati	4921	1521	3400	328.1	101.4	226.7
29)	New England	4832	2180	2652	322.1	145.3	176.8
30)	Washington	4828	1508	3320	321.9	100.5	221.3
31)	N.Y. Giants	4458	1643	2815	297.2	109.5	187.7
32)	N.Y. Jets	4129	1572	2557	275.3	104.8	170.5

NFL / TOTAL DEFENSE

Rank	Team	Total	Rushing	Passing	Total	Rushing	Passing
1)	L.A. Rams	4297	1412	2885	286.5	94.1	192.3
2)	Pittsburgh	4535	1591	2944	302.3	106.1	196.3
3)	New Orleans	4654	1428	3226	310.3	95.2	215.1
4)	Washington	4657	1687	2970	310.5	112.5	198.0
5)	San Francisco	4750	1582	3168	316.7	105.5	211.2
6)	Tampa Bay	4849	1162	3687	323.3	77.5	245.8
7)	Green Bay	4988	1697	3291	332.5	113.1	219.4
8)	Indianapolis	5030	1393	3637	335.3	92.9	242.5
9)	Baltimore	5081	1593	3488	338.7	106.2	232.5
10)	Buffalo	5186	1844	3342	345.7	122.9	222.8
11)	Chicago	5203	1735	3468	346.9	115.7	231.2
12)	L.A. Chargers	5227	1866	3361	348.5	124.4	224.1
13)	N.Y. Giants	5282	1674	3608	352.1	111.6	240.5
14)	Arizona	5298	1898	3400	353.2	126.5	226.7
15)	New England	5310	1992	3318	354.0	132.8	221.2
16)	Kansas City	5317	1819	3498	354.5	121.3	233.2
17)	Cleveland	5341	1688	3653	356.1	112.5	243.5
18)	Carolina	5414	1780	3634	360.9	118.7	242.3
19)	Denver	5422	1974	3448	361.5	131.6	229.9
20)	Miami	5431	1784	3647	362.1	118.9	243.1
21)	Philadelphia	5562	1909	3653	370.8	127.3	243.5
22)	Cincinnati	5702	1964	3738	380.1	130.9	249.2
23)	Seattle	5761	1443	4318	384.1	96.2	287.9
24)	Las Vegas	5779	1891	3888	385.3	126.1	259.2
25)	N.Y. Jets	5797	1626	4171	386.5	108.4	278.1
26)	Dallas	5847	2416	3431	389.8	161.1	228.7
27)	Minnesota	5875	2022	3853	391.7	134.8	256.9
28)	Atlanta	5889	1583	4306	392.6	105.5	287.1
29)	Tennessee	5915	1837	4078	394.3	122.5	271.9
30)	Houston	6176	2276	3900	411.7	151.7	260.0
31)	Detroit	6208	2033	4175	413.9	135.5	278.3
32)	Jacksonville	6246	2179	4067	416.4	145.3	271.1

WEEK 16 / THROUGH MONDAY, DECEMBER 28, 2020

AFC / TAKEAWAYS, GIVEAWAYS

Rank	Team	TAKEAWAYS			GIVEAWAYS			Net
		Int	Fum	Total	Int	Fum	Total	Diff
1t)	Miami	16	11	27	10	6	16	= +11
1t)	Tennessee	14	8	22	7	4	11	= +11
3t)	Indianapolis	15	9	24	10	4	14	= +10
3t)	Pittsburgh	18	9	27	10	7	17	= +10
5)	Kansas City	16	6	22	7	8	15	= +7
6)	Cleveland	10	10	20	8	8	16	= +4
7)	Baltimore	8	12	20	10	7	17	= +3
8t)	Buffalo	12	10	22	9	11	20	= +2
8t)	L.A. Chargers	12	6	18	10	6	16	= +2
8t)	N.Y. Jets	10	9	19	12	5	17	= +2
11)	New England	16	4	20	14	5	19	= +1
12)	Cincinnati	10	6	16	9	13	22	= -6
13)	Las Vegas	10	5	15	8	14	22	= -7
14)	Jacksonville	11	5	16	16	8	24	= -8
15)	Houston	3	5	8	6	11	17	= -9
16)	Denver	8	4	12	23	9	32	= -20
Totals		189	119	308	169	126	295	= +13

NFC / TAKEAWAYS, GIVEAWAYS

Rank	Team	TAKEAWAYS			GIVEAWAYS			Net
		Int	Fum	Total	Int	Fum	Total	Diff
1)	Tampa Bay	15	8	23	11	5	16	= +7
2t)	Carolina	7	15	22	11	5	16	= +6
2t)	Green Bay	10	6	16	5	5	10	= +6
4t)	Atlanta	11	9	20	11	5	16	= +4
4t)	New Orleans	13	8	21	8	9	17	= +4
6)	Seattle	14	7	21	13	5	18	= +3
7)	N.Y. Giants	10	11	21	10	10	20	= +1
8)	Arizona	10	9	19	12	8	20	= -1
9)	L.A. Rams	13	8	21	13	10	23	= -2
10t)	Chicago	10	7	17	15	5	20	= -3
10t)	Minnesota	14	6	20	13	10	23	= -3
12)	Dallas	9	12	21	12	13	25	= -4
13)	Washington	14	6	20	14	11	25	= -5
14)	Detroit	7	5	12	12	7	19	= -7
15)	Philadelphia	6	11	17	18	8	26	= -9
16)	San Francisco	12	8	20	17	13	30	= -10
Totals		175	136	311	195	129	324	= -13

NFL / TAKEAWAYS, GIVEAWAYS

Rank	Team	TAKEAWAYS			GIVEAWAYS			Net
		Int	Fum	Total	Int	Fum	Total	Diff
1t)	Miami	16	11	27	10	6	16	= +11
1t)	Tennessee	14	8	22	7	4	11	= +11
3t)	Indianapolis	15	9	24	10	4	14	= +10
3t)	Pittsburgh	18	9	27	10	7	17	= +10
5t)	Kansas City	16	6	22	7	8	15	= +7
5t)	Tampa Bay	15	8	23	11	5	16	= +7
7t)	Carolina	7	15	22	11	5	16	= +6
7t)	Green Bay	10	6	16	5	5	10	= +6
9t)	Cleveland	10	10	20	8	8	16	= +4
9t)	Atlanta	11	9	20	11	5	16	= +4
9t)	New Orleans	13	8	21	8	9	17	= +4
12t)	Baltimore	8	12	20	10	7	17	= +3
12t)	Seattle	14	7	21	13	5	18	= +3
14t)	Buffalo	12	10	22	9	11	20	= +2
14t)	L.A. Chargers	12	6	18	10	6	16	= +2
14t)	N.Y. Jets	10	9	19	12	5	17	= +2
17t)	New England	16	4	20	14	5	19	= +1
17t)	N.Y. Giants	10	11	21	10	10	20	= +1
19)	Arizona	10	9	19	12	8	20	= -1
20)	L.A. Rams	13	8	21	13	10	23	= -2
21t)	Chicago	10	7	17	15	5	20	= -3
21t)	Minnesota	14	6	20	13	10	23	= -3
23)	Dallas	9	12	21	12	13	25	= -4
24)	Washington	14	6	20	14	11	25	= -5
25)	Cincinnati	10	6	16	9	13	22	= -6
26t)	Las Vegas	10	5	15	8	14	22	= -7
26t)	Detroit	7	5	12	12	7	19	= -7
28)	Jacksonville	11	5	16	16	8	24	= -8
29t)	Houston	3	5	8	6	11	17	= -9
29t)	Philadelphia	6	11	17	18	8	26	= -9
31)	San Francisco	12	8	20	17	13	30	= -10
32)	Denver	8	4	12	23	9	32	= -20
Totals		364	255	619	364	255	619	= 0

WEEK 16 / THROUGH MONDAY, DECEMBER 28, 2020**AFC / TEAM/OFFENSE INSIDE THE 20**

Rank	Team	Poss	Pts	TD	TD%	FG	Score	Score%
1)	Tennessee	59	324	44	74.6	6	50	84.7
2)	Cleveland	50	279	37	74.0	8	45	90.0
3)	Pittsburgh	50	255	32	64.0	11	43	86.0
4)	Baltimore	56	281	35	62.5	12	47	83.9
5)	Buffalo	64	315	38	59.4	17	55	85.9
6t)	Indianapolis	56	281	33	58.9	17	50	89.3
6t)	Kansas City	56	282	33	58.9	18	51	91.1
8)	Jacksonville	43	198	25	58.1	10	35	81.4
9)	Miami	57	285	33	57.9	17	50	87.7
10)	L.A. Chargers	50	239	28	56.0	16	44	88.0
11)	Houston	45	217	25	55.6	15	40	88.9
12)	Denver	40	175	22	55.0	9	31	77.5
13)	Las Vegas	57	285	31	54.4	23	54	94.7
14)	New England	46	203	24	52.2	13	37	80.4
15)	Cincinnati	47	212	24	51.1	15	39	83.0
16)	N.Y. Jets	36	141	15	41.7	13	28	77.8

AFC / OPPONENTS/DEFENSE INSIDE THE 20

Rank	Team	Poss	Pts	TD	TD%	FG	Score	Score%
1)	Denver	59	270	28	47.5	26	54	91.5
2)	Miami	43	190	23	53.5	10	33	76.7
3)	Pittsburgh	42	194	23	54.8	11	34	81.0
4)	L.A. Chargers	52	249	29	55.8	17	46	88.5
5)	N.Y. Jets	58	269	34	58.6	11	45	77.6
6)	Indianapolis	50	242	30	60.0	10	40	80.0
7)	Cleveland	59	292	36	61.0	14	50	84.7
8)	Houston	58	296	36	62.1	15	51	87.9
9)	Cincinnati	54	286	34	63.0	17	51	94.4
10)	Las Vegas	63	332	40	63.5	19	59	93.7
11)	Baltimore	44	228	28	63.6	11	39	88.6
12)	Jacksonville	59	305	38	64.4	14	52	88.1
13)	Buffalo	55	287	36	65.5	12	48	87.3
14)	New England	47	253	31	66.0	12	43	91.5
15)	Tennessee	60	323	43	71.7	10	53	88.3
16)	Kansas City	41	238	32	78.0	6	38	92.7

WEEK 16 / THROUGH MONDAY, DECEMBER 28, 2020**NFC / TEAM/OFFENSE INSIDE THE 20**

Rank	Team	Poss	Pts	TD	TD%	FG	Score	Score%
1)	Green Bay	56	327	44	78.6	7	51	91.1
2)	Seattle	51	284	38	74.5	7	45	88.2
3)	Minnesota	53	295	39	73.6	8	47	88.7
4t)	New Orleans	63	354	45	71.4	13	58	92.1
4t)	Tampa Bay	56	318	40	71.4	14	54	96.4
6)	San Francisco	51	265	35	68.6	8	43	84.3
7)	Arizona	56	293	37	66.1	12	49	87.5
8)	Detroit	51	264	33	64.7	11	44	86.3
9)	L.A. Rams	53	270	33	62.3	14	47	88.7
10)	Philadelphia	43	197	26	60.5	6	32	74.4
11)	Chicago	50	255	30	60.0	15	45	90.0
12)	Washington	45	207	25	55.6	12	37	82.2
13t)	Atlanta	53	248	28	52.8	19	47	88.7
13t)	Carolina	53	247	28	52.8	18	46	86.8
15)	Dallas	50	229	26	52.0	16	42	84.0
16)	N.Y. Giants	40	170	18	45.0	15	33	82.5

NFC / OPPONENTS/DEFENSE INSIDE THE 20

Rank	Team	Poss	Pts	TD	TD%	FG	Score	Score%
1)	Chicago	49	228	25	51.0	19	44	89.8
2)	Washington	40	185	21	52.5	13	34	85.0
3)	N.Y. Giants	55	253	29	52.7	19	48	87.3
4)	Arizona	52	237	29	55.8	13	42	80.8
5)	Minnesota	56	270	32	57.1	16	48	85.7
6)	San Francisco	40	202	23	57.5	14	37	92.5
7)	L.A. Rams	44	211	26	59.1	10	36	81.8
8)	Dallas	54	269	33	61.1	13	46	85.2
9)	Carolina	52	273	32	61.5	17	49	94.2
10)	Green Bay	47	251	29	61.7	15	44	93.6
11)	Tampa Bay	46	231	29	63.0	10	39	84.8
12)	Philadelphia	49	241	31	63.3	9	40	81.6
13)	Seattle	52	249	33	63.5	9	42	80.8
14)	Atlanta	51	260	34	66.7	8	42	82.4
15)	New Orleans	46	253	33	71.7	8	41	89.1
16)	Detroit	59	328	44	74.6	7	51	86.4

WEEK 16 / THROUGH MONDAY, DECEMBER 28, 2020

NFL / TEAM/OFFENSE INSIDE THE 20

Rank	Team	Poss	Pts	TD	TD%	FG	Score	Score%
1)	Green Bay	56	327	44	78.6	7	51	91.1
2)	Tennessee	59	324	44	74.6	6	50	84.7
3)	Seattle	51	284	38	74.5	7	45	88.2
4)	Cleveland	50	279	37	74.0	8	45	90.0
5)	Minnesota	53	295	39	73.6	8	47	88.7
6t)	New Orleans	63	354	45	71.4	13	58	92.1
6t)	Tampa Bay	56	318	40	71.4	14	54	96.4
8)	San Francisco	51	265	35	68.6	8	43	84.3
9)	Arizona	56	293	37	66.1	12	49	87.5
10)	Detroit	51	264	33	64.7	11	44	86.3
11)	Pittsburgh	50	255	32	64.0	11	43	86.0
12)	Baltimore	56	281	35	62.5	12	47	83.9
13)	L.A. Rams	53	270	33	62.3	14	47	88.7
14)	Philadelphia	43	197	26	60.5	6	32	74.4
15)	Chicago	50	255	30	60.0	15	45	90.0
16)	Buffalo	64	315	38	59.4	17	55	85.9
17t)	Indianapolis	56	281	33	58.9	17	50	89.3
17t)	Kansas City	56	282	33	58.9	18	51	91.1
19)	Jacksonville	43	198	25	58.1	10	35	81.4
20)	Miami	57	285	33	57.9	17	50	87.7
21)	L.A. Chargers	50	239	28	56.0	16	44	88.0
22t)	Houston	45	217	25	55.6	15	40	88.9
22t)	Washington	45	207	25	55.6	12	37	82.2
24)	Denver	40	175	22	55.0	9	31	77.5
25)	Las Vegas	57	285	31	54.4	23	54	94.7
26t)	Atlanta	53	248	28	52.8	19	47	88.7
26t)	Carolina	53	247	28	52.8	18	46	86.8
28)	New England	46	203	24	52.2	13	37	80.4
29)	Dallas	50	229	26	52.0	16	42	84.0
30)	Cincinnati	47	212	24	51.1	15	39	83.0
31)	N.Y. Giants	40	170	18	45.0	15	33	82.5
32)	N.Y. Jets	36	141	15	41.7	13	28	77.8

NFL / OPPONENTS/DEFENSE INSIDE THE 20

Rank	Team	Poss	Pts	TD	TD%	FG	Score	Score%
1)	Denver	59	270	28	47.5	26	54	91.5
2)	Chicago	49	228	25	51.0	19	44	89.8
3)	Washington	40	185	21	52.5	13	34	85.0
4)	N.Y. Giants	55	253	29	52.7	19	48	87.3
5)	Miami	43	190	23	53.5	10	33	76.7
6)	Pittsburgh	42	194	23	54.8	11	34	81.0
7t)	Arizona	52	237	29	55.8	13	42	80.8
7t)	L.A. Chargers	52	249	29	55.8	17	46	88.5
9)	Minnesota	56	270	32	57.1	16	48	85.7
10)	San Francisco	40	202	23	57.5	14	37	92.5
11)	N.Y. Jets	58	269	34	58.6	11	45	77.6
12)	L.A. Rams	44	211	26	59.1	10	36	81.8
13)	Indianapolis	50	242	30	60.0	10	40	80.0
14)	Cleveland	59	292	36	61.0	14	50	84.7
15)	Dallas	54	269	33	61.1	13	46	85.2
16)	Carolina	52	273	32	61.5	17	49	94.2
17)	Green Bay	47	251	29	61.7	15	44	93.6
18)	Houston	58	296	36	62.1	15	51	87.9
19)	Cincinnati	54	286	34	63.0	17	51	94.4
20)	Tampa Bay	46	231	29	63.0	10	39	84.8
21)	Philadelphia	49	241	31	63.3	9	40	81.6
22)	Las Vegas	63	332	40	63.5	19	59	93.7
23)	Seattle	52	249	33	63.5	9	42	80.8
24)	Baltimore	44	228	28	63.6	11	39	88.6
25)	Jacksonville	59	305	38	64.4	14	52	88.1
26)	Buffalo	55	287	36	65.5	12	48	87.3
27)	New England	47	253	31	66.0	12	43	91.5
28)	Atlanta	51	260	34	66.7	8	42	82.4
29)	New Orleans	46	253	33	71.7	8	41	89.1
30)	Tennessee	60	323	43	71.7	10	53	88.3
31)	Detroit	59	328	44	74.6	7	51	86.4
32)	Kansas City	41	238	32	78.0	6	38	92.7

WEEK 16 / THROUGH MONDAY, DECEMBER 28, 2020

AFC / OFFENSE/TEAMS: FIRST DOWNS, THIRD DOWNS, FOURTH DOWNS

Rank	Team	FIRST DOWNS				THIRD DOWNS			FOURTH DOWNS		
		Total	Rush	Pass	Pen	Made	Att	Pct	Made	Att	Pct
1)	Kansas City	379	106	242	31	89	185	48.1	9	15	60.0
2)	Buffalo	373	115	221	37	89	177	50.3	8	10	80.0
3)	Tennessee	353	125	193	35	77	172	44.8	10	15	66.7
4)	L.A. Chargers	344	101	210	33	96	217	44.2	12	24	50.0
5)	Indianapolis	341	117	192	32	75	187	40.1	16	26	61.5
6)	Las Vegas	337	113	193	31	86	185	46.5	14	19	73.7
7)	Cleveland	334	125	182	27	82	184	44.6	8	22	36.4
8)	Miami	318	95	187	36	75	188	39.9	7	8	87.5
9)	New England	309	136	142	31	70	174	40.2	9	17	52.9
10)	Cincinnati	308	85	200	23	76	204	37.3	19	27	70.4
11)	Pittsburgh	304	76	193	35	89	213	41.8	8	17	47.1
12)	Baltimore	303	147	137	19	90	190	47.4	11	17	64.7
13)	Houston	300	77	205	18	78	181	43.1	8	15	53.3
14)	Jacksonville	292	77	190	25	79	192	41.1	7	24	29.2
15)	Denver	284	89	161	34	75	196	38.3	4	14	28.6
16)	N.Y. Jets	248	87	132	29	67	196	34.2	6	17	35.3
	Totals	5127	1671	2980	476	1293	3041	42.5	156	287	54.4

AFC / DEFENSE/OPPONENTS: FIRST DOWNS, THIRD DOWNS, FOURTH DOWNS

Rank	Team	FIRST DOWNS				THIRD DOWNS			FOURTH DOWNS		
		Total	Rush	Pass	Pen	Made	Att	Pct	Made	Att	Pct
1)	Pittsburgh	260	86	150	24	77	210	36.7	5	18	27.8
2)	L.A. Chargers	306	108	173	25	83	195	42.6	10	14	71.4
3t)	Denver	311	98	188	25	83	206	40.3	5	12	41.7
3t)	Indianapolis	311	91	188	32	81	188	43.1	6	12	50.0
5)	Miami	312	109	174	29	54	176	30.7	12	26	46.2
6)	New England	318	124	173	21	73	176	41.5	8	15	53.3
7)	Cincinnati	319	107	187	25	80	193	41.5	9	14	64.3
8t)	Buffalo	324	120	179	25	73	177	41.2	10	17	58.8
8t)	Kansas City	324	103	186	35	74	181	40.9	13	19	68.4
10)	Cleveland	334	111	201	22	82	188	43.6	20	25	80.0
11)	Baltimore	337	89	212	36	64	182	35.2	16	35	45.7
12)	Las Vegas	357	109	208	40	93	189	49.2	14	16	87.5
13)	N.Y. Jets	358	93	220	45	84	190	44.2	5	12	41.7
14)	Houston	362	128	212	22	89	192	46.4	11	20	55.0
15)	Tennessee	365	107	230	28	106	202	52.5	14	25	56.0
16)	Jacksonville	371	128	201	42	83	188	44.1	12	18	66.7
	Totals	5269	1711	3082	476	1279	3033	42.2	170	298	57.0

WEEK 16 / THROUGH MONDAY, DECEMBER 28, 2020

NFC / OFFENSE/TEAMS: FIRST DOWNS, THIRD DOWNS, FOURTH DOWNS

Rank	Team	FIRST DOWNS				THIRD DOWNS			FOURTH DOWNS		
		Total	Rush	Pass	Pen	Made	Att	Pct	Made	Att	Pct
1)	Arizona	366	132	201	33	78	193	40.4	17	25	68.0
2)	Minnesota	352	131	192	29	70	168	41.7	11	21	52.4
3)	New Orleans	347	138	188	21	87	194	44.8	10	15	66.7
4)	Dallas	345	107	215	23	81	198	40.9	16	30	53.3
5t)	Atlanta	341	80	226	35	90	207	43.5	13	23	56.5
5t)	Green Bay	341	111	203	27	85	173	49.1	13	21	61.9
7)	Tampa Bay	336	77	218	41	77	180	42.8	8	14	57.1
8)	Seattle	335	102	205	28	72	177	40.7	7	13	53.8
9)	San Francisco	333	99	203	31	71	182	39.0	5	14	35.7
10)	L.A. Rams	331	116	194	21	92	211	43.6	7	16	43.8
11)	Detroit	329	84	208	37	74	182	40.7	9	19	47.4
12)	Philadelphia	320	107	172	41	77	206	37.4	14	33	42.4
13)	Carolina	318	103	183	32	75	186	40.3	13	23	56.5
14)	Chicago	314	84	206	24	65	190	34.2	12	22	54.5
15)	Washington	306	102	176	28	82	210	39.0	11	19	57.9
16)	N.Y. Giants	275	85	165	25	72	191	37.7	14	22	63.6
	Totals	5289	1658	3155	476	1248	3048	40.9	180	330	54.5

NFC / DEFENSE/OPPONENTS: FIRST DOWNS, THIRD DOWNS, FOURTH DOWNS

Rank	Team	FIRST DOWNS				THIRD DOWNS			FOURTH DOWNS		
		Total	Rush	Pass	Pen	Made	Att	Pct	Made	Att	Pct
1)	L.A. Rams	265	87	160	18	72	200	36.0	9	21	42.9
2)	Washington	273	93	156	24	76	202	37.6	8	22	36.4
3)	San Francisco	290	93	165	32	67	188	35.6	12	19	63.2
4)	Tampa Bay	294	72	198	24	75	191	39.3	12	22	54.5
5)	New Orleans	303	78	176	49	78	198	39.4	14	26	53.8
6)	Green Bay	311	110	172	29	67	170	39.4	9	18	50.0
7)	Chicago	314	101	177	36	76	203	37.4	13	22	59.1
8)	Philadelphia	324	92	201	31	74	196	37.8	7	18	38.9
9)	N.Y. Giants	327	107	199	21	85	187	45.5	10	17	58.8
10)	Dallas	337	136	167	34	98	202	48.5	10	21	47.6
11)	Atlanta	339	92	219	28	74	184	40.2	10	23	43.5
12)	Carolina	340	105	200	35	92	185	49.7	5	9	55.6
13)	Arizona	342	111	195	36	74	187	39.6	13	20	65.0
14)	Minnesota	345	127	196	22	68	175	38.9	16	23	69.6
15)	Seattle	359	95	239	25	99	208	47.6	9	22	40.9
16)	Detroit	384	119	233	32	87	180	48.3	9	16	56.3
	Totals	5147	1618	3053	476	1262	3056	41.3	166	319	52.0

WEEK 16 / THROUGH MONDAY, DECEMBER 28, 2020

NFL / OFFENSE/TEAMS: FIRST DOWNS, THIRD DOWNS, FOURTH DOWNS

Rank	Team	FIRST DOWNS				THIRD DOWNS			FOURTH DOWNS		
		Total	Rush	Pass	Pen	Made	Att	Pct	Made	Att	Pct
1)	Kansas City	379	106	242	31	89	185	48.1	9	15	60.0
2)	Buffalo	373	115	221	37	89	177	50.3	8	10	80.0
3)	Arizona	366	132	201	33	78	193	40.4	17	25	68.0
4)	Tennessee	353	125	193	35	77	172	44.8	10	15	66.7
5)	Minnesota	352	131	192	29	70	168	41.7	11	21	52.4
6)	New Orleans	347	138	188	21	87	194	44.8	10	15	66.7
7)	Dallas	345	107	215	23	81	198	40.9	16	30	53.3
8)	L.A. Chargers	344	101	210	33	96	217	44.2	12	24	50.0
9t)	Indianapolis	341	117	192	32	75	187	40.1	16	26	61.5
9t)	Atlanta	341	80	226	35	90	207	43.5	13	23	56.5
9t)	Green Bay	341	111	203	27	85	173	49.1	13	21	61.9
12)	Las Vegas	337	113	193	31	86	185	46.5	14	19	73.7
13)	Tampa Bay	336	77	218	41	77	180	42.8	8	14	57.1
14)	Seattle	335	102	205	28	72	177	40.7	7	13	53.8
15)	Cleveland	334	125	182	27	82	184	44.6	8	22	36.4
16)	San Francisco	333	99	203	31	71	182	39.0	5	14	35.7
17)	L.A. Rams	331	116	194	21	92	211	43.6	7	16	43.8
18)	Detroit	329	84	208	37	74	182	40.7	9	19	47.4
19)	Philadelphia	320	107	172	41	77	206	37.4	14	33	42.4
20t)	Miami	318	95	187	36	75	188	39.9	7	8	87.5
20t)	Carolina	318	103	183	32	75	186	40.3	13	23	56.5
22)	Chicago	314	84	206	24	65	190	34.2	12	22	54.5
23)	New England	309	136	142	31	70	174	40.2	9	17	52.9
24)	Cincinnati	308	85	200	23	76	204	37.3	19	27	70.4
25)	Washington	306	102	176	28	82	210	39.0	11	19	57.9
26)	Pittsburgh	304	76	193	35	89	213	41.8	8	17	47.1
27)	Baltimore	303	147	137	19	90	190	47.4	11	17	64.7
28)	Houston	300	77	205	18	78	181	43.1	8	15	53.3
29)	Jacksonville	292	77	190	25	79	192	41.1	7	24	29.2
30)	Denver	284	89	161	34	75	196	38.3	4	14	28.6
31)	N.Y. Giants	275	85	165	25	72	191	37.7	14	22	63.6
32)	N.Y. Jets	248	87	132	29	67	196	34.2	6	17	35.3
	Totals	10416	3329	6135	952	2541	6089	41.7	336	617	54.5

NFL / DEFENSE/OPPONENTS: FIRST DOWNS, THIRD DOWNS, FOURTH DOWNS

Rank	Team	FIRST DOWNS				THIRD DOWNS			FOURTH DOWNS		
		Total	Rush	Pass	Pen	Made	Att	Pct	Made	Att	Pct
1)	Pittsburgh	260	86	150	24	77	210	36.7	5	18	27.8
2)	L.A. Rams	265	87	160	18	72	200	36.0	9	21	42.9
3)	Washington	273	93	156	24	76	202	37.6	8	22	36.4
4)	San Francisco	290	93	165	32	67	188	35.6	12	19	63.2
5)	Tampa Bay	294	72	198	24	75	191	39.3	12	22	54.5
6)	New Orleans	303	78	176	49	78	198	39.4	14	26	53.8
7)	L.A. Chargers	306	108	173	25	83	195	42.6	10	14	71.4
8t)	Denver	311	98	188	25	83	206	40.3	5	12	41.7
8t)	Indianapolis	311	91	188	32	81	188	43.1	6	12	50.0
8t)	Green Bay	311	110	172	29	67	170	39.4	9	18	50.0
11)	Miami	312	109	174	29	54	176	30.7	12	26	46.2
12)	Chicago	314	101	177	36	76	203	37.4	13	22	59.1
13)	New England	318	124	173	21	73	176	41.5	8	15	53.3
14)	Cincinnati	319	107	187	25	80	193	41.5	9	14	64.3
15t)	Buffalo	324	120	179	25	73	177	41.2	10	17	58.8
15t)	Kansas City	324	103	186	35	74	181	40.9	13	19	68.4
15t)	Philadelphia	324	92	201	31	74	196	37.8	7	18	38.9
18)	N.Y. Giants	327	107	199	21	85	187	45.5	10	17	58.8
19)	Cleveland	334	111	201	22	82	188	43.6	20	25	80.0
20t)	Baltimore	337	89	212	36	64	182	35.2	16	35	45.7
20t)	Dallas	337	136	167	34	98	202	48.5	10	21	47.6
22)	Atlanta	339	92	219	28	74	184	40.2	10	23	43.5
23)	Carolina	340	105	200	35	92	185	49.7	5	9	55.6
24)	Arizona	342	111	195	36	74	187	39.6	13	20	65.0
25)	Minnesota	345	127	196	22	68	175	38.9	16	23	69.6
26)	Las Vegas	357	109	208	40	93	189	49.2	14	16	87.5
27)	N.Y. Jets	358	93	220	45	84	190	44.2	5	12	41.7
28)	Seattle	359	95	239	25	99	208	47.6	9	22	40.9
29)	Houston	362	128	212	22	89	192	46.4	11	20	55.0
30)	Tennessee	365	107	230	28	106	202	52.5	14	25	56.0
31)	Jacksonville	371	128	201	42	83	188	44.1	12	18	66.7
32)	Detroit	384	119	233	32	87	180	48.3	9	16	56.3
	Totals	10416	3329	6135	952	2541	6089	41.7	336	617	54.5

WEEK 16 / THROUGH MONDAY, DECEMBER 28, 2020

AFC / FIRST-DOWN PLAYS BY TEAMS

Rank	Team	Yds/Play	Plays	Yards
1)	Houston	6.52	402	2620
2)	Buffalo	6.51	465	3025
3)	Tennessee	6.25	446	2788
4)	Cleveland	6.13	439	2692
5)	Kansas City	6.02	469	2823
6)	Miami	5.83	433	2523
7)	Jacksonville	5.63	414	2329
8)	Indianapolis	5.59	441	2465
9)	Baltimore	5.51	407	2244
10)	Las Vegas	5.35	443	2372
11)	N.Y. Jets	5.01	383	1919
12)	New England	4.99	412	2057
13)	Pittsburgh	4.96	426	2113
14)	L.A. Chargers	4.95	459	2273
15)	Denver	4.79	419	2006
16)	Cincinnati	4.62	437	2019
	TOTAL	5.55	6895	38268

AFC / FIRST-DOWN PLAYS BY OPPONENTS

Rank	Team	Yds/Play	Plays	Yards
1)	Pittsburgh	4.64	401	1859
2)	Baltimore	5.14	440	2260
3)	Las Vegas	5.19	439	2279
4)	L.A. Chargers	5.33	421	2242
5)	Kansas City	5.34	431	2300
6)	Indianapolis	5.35	418	2235
7)	Cleveland	5.39	435	2345
8)	Denver	5.56	440	2446
9)	N.Y. Jets	5.88	467	2744
10)	New England	5.91	419	2475
11)	Cincinnati	5.94	437	2597
12)	Buffalo	6.00	431	2587
13)	Tennessee	6.07	456	2769
14)	Jacksonville	6.42	469	3011
15)	Houston	6.51	463	3012
16)	Miami	6.61	430	2844
	TOTAL	5.72	6997	40005

WEEK 16 / THROUGH MONDAY, DECEMBER 28, 2020

NFC / FIRST-DOWN PLAYS BY TEAMS

Rank	Team	Yds/Play	Plays	Yards
1)	Minnesota	6.79	452	3067
2)	New Orleans	6.25	449	2805
3)	Atlanta	6.09	454	2764
4)	L.A. Rams	6.02	459	2764
5)	Seattle	5.97	442	2640
6)	Green Bay	5.97	429	2559
7)	Detroit	5.89	432	2546
8)	Arizona	5.89	478	2815
9)	San Francisco	5.67	451	2556
10)	Dallas	5.61	466	2615
11)	Tampa Bay	5.54	435	2412
12)	Carolina	5.52	418	2306
13)	Chicago	5.46	431	2354
14)	Philadelphia	5.13	439	2253
15)	N.Y. Giants	4.99	397	1982
16)	Washington	4.83	436	2105
	TOTAL	5.74	7068	40543

NFC / FIRST-DOWN PLAYS BY OPPONENTS

Rank	Team	Yds/Play	Plays	Yards
1)	L.A. Rams	5.00	405	2023
2)	San Francisco	5.04	418	2106
3)	New Orleans	5.09	407	2073
4)	N.Y. Giants	5.17	433	2240
5)	Seattle	5.27	478	2521
6)	Tampa Bay	5.33	423	2256
7)	Chicago	5.37	435	2337
8)	Carolina	5.39	438	2362
9)	Washington	5.49	405	2224
10)	Arizona	5.55	454	2518
11)	Green Bay	5.68	408	2319
12)	Atlanta	5.73	445	2552
13)	Dallas	5.93	447	2649
14)	Philadelphia	6.04	450	2719
15)	Minnesota	6.08	449	2730
16)	Detroit	6.75	471	3177
	TOTAL	5.57	6966	38806

WEEK 16 / THROUGH MONDAY, DECEMBER 28, 2020**NFL / FIRST-DOWN PLAYS BY TEAMS**

Rank	Team	Yds/Play	Plays	Yards
1)	Minnesota	6.79	452	3067
2)	Houston	6.52	402	2620
3)	Buffalo	6.51	465	3025
4)	Tennessee	6.25	446	2788
5)	New Orleans	6.25	449	2805
6)	Cleveland	6.13	439	2692
7)	Atlanta	6.09	454	2764
8)	L.A. Rams	6.02	459	2764
9)	Kansas City	6.02	469	2823
10)	Seattle	5.97	442	2640
11)	Green Bay	5.97	429	2559
12)	Detroit	5.89	432	2546
13)	Arizona	5.89	478	2815
14)	Miami	5.83	433	2523
15)	San Francisco	5.67	451	2556
16)	Jacksonville	5.63	414	2329
17)	Dallas	5.61	466	2615
18)	Indianapolis	5.59	441	2465
19)	Tampa Bay	5.54	435	2412
20)	Carolina	5.52	418	2306
21)	Baltimore	5.51	407	2244
22)	Chicago	5.46	431	2354
23)	Las Vegas	5.35	443	2372
24)	Philadelphia	5.13	439	2253
25)	N.Y. Jets	5.01	383	1919
26)	New England	4.99	412	2057
27)	N.Y. Giants	4.99	397	1982
28)	Pittsburgh	4.96	426	2113
29)	L.A. Chargers	4.95	459	2273
30)	Washington	4.83	436	2105
31)	Denver	4.79	419	2006
32)	Cincinnati	4.62	437	2019
	TOTAL	5.64	13963	78811

NFL / FIRST-DOWN PLAYS BY OPPONENTS

Rank	Team	Yds/Play	Plays	Yards
1)	Pittsburgh	4.64	401	1859
2)	L.A. Rams	5.00	405	2023
3)	San Francisco	5.04	418	2106
4)	New Orleans	5.09	407	2073
5)	Baltimore	5.14	440	2260
6)	N.Y. Giants	5.17	433	2240
7)	Las Vegas	5.19	439	2279
8)	Seattle	5.27	478	2521
9)	L.A. Chargers	5.33	421	2242
10)	Tampa Bay	5.33	423	2256
11)	Kansas City	5.34	431	2300
12)	Indianapolis	5.35	418	2235
13)	Chicago	5.37	435	2337
14)	Cleveland	5.39	435	2345
15)	Carolina	5.39	438	2362
16)	Washington	5.49	405	2224
17)	Arizona	5.55	454	2518
18)	Denver	5.56	440	2446
19)	Green Bay	5.68	408	2319
20)	Atlanta	5.73	445	2552
21)	N.Y. Jets	5.88	467	2744
22)	New England	5.91	419	2475
23)	Dallas	5.93	447	2649
24)	Cincinnati	5.94	437	2597
25)	Buffalo	6.00	431	2587
26)	Philadelphia	6.04	450	2719
27)	Tennessee	6.07	456	2769
28)	Minnesota	6.08	449	2730
29)	Jacksonville	6.42	469	3011
30)	Houston	6.51	463	3012
31)	Miami	6.61	430	2844
32)	Detroit	6.75	471	3177
	TOTAL	5.64	13963	78811

WEEK 16 / THROUGH MONDAY, DECEMBER 28, 2020

AFC / KICKOFFS (Receiving Team)

Rank	Team	TotKO	AdjKO	TB	TB%	EZ	EZ%	OB	I20	Avg.Start
1)	Baltimore	66	63	40	63.5	47	71.2	0	4	27.4
2)	Buffalo	76	64	34	53.1	53	69.7	0	5	27.4
3)	Cincinnati	88	87	57	65.5	69	78.4	1	6	26.7
4)	Indianapolis	77	74	33	44.6	58	75.3	0	5	26.4
5)	Cleveland	84	79	47	59.5	55	65.5	1	6	25.9
6)	Tennessee	82	80	43	53.8	50	61.0	0	9	25.6
7)	Kansas City	73	68	52	76.5	60	82.2	0	5	25.3
8)	Las Vegas	94	90	70	77.8	77	81.9	1	6	25.0
9)	Jacksonville	94	91	66	72.5	75	79.8	0	6	24.8
10)	L.A. Chargers	85	85	44	51.8	60	70.6	1	16	24.8
11)	New England	76	75	46	61.3	63	82.9	1	9	24.7
12)	N.Y. Jets	90	88	51	58.0	66	73.3	1	15	24.6
13)	Pittsburgh	67	64	37	57.8	49	73.1	0	8	24.6
14)	Miami	64	62	51	82.3	55	85.9	0	3	24.5
15)	Houston	85	83	51	61.4	62	72.9	1	7	24.3
16)	Denver	94	94	68	72.3	82	87.2	0	11	23.7
	Totals	1295	1247	790	63.4	981	78.7	7	121	25.3

AFC / KICKOFFS (Kicking Team)

Rank	Team	TotKO	AdjKO	TB	TB%	EZ	EZ%	OB	I20	Avg.Start
1)	Buffalo	92	92	62	67.4	69	75.0	0	13	23.6
2)	Houston	78	76	44	57.9	56	71.8	0	8	24.1
3)	New England	70	69	40	58.0	52	74.3	0	8	24.2
4)	Miami	86	81	61	75.3	71	82.6	1	9	24.2
5)	Baltimore	88	88	60	68.2	69	78.4	0	11	24.2
6)	Pittsburgh	82	82	45	54.9	60	73.2	1	11	24.8
7)	Indianapolis	91	89	42	47.2	59	64.8	0	11	24.8
8)	Las Vegas	89	87	56	64.4	71	79.8	0	8	25.0
9)	Cincinnati	74	73	54	74.0	60	81.1	1	4	25.5
10)	N.Y. Jets	60	59	34	57.6	46	76.7	1	5	25.6
11)	Tennessee	87	83	51	61.4	63	72.4	1	7	25.6
12)	Jacksonville	70	66	40	60.6	48	68.6	2	5	25.7
13)	L.A. Chargers	78	74	49	66.2	64	82.1	0	5	25.8
14)	Kansas City	92	91	69	75.8	77	83.7	2	4	26.1
15)	Cleveland	79	79	42	53.2	55	69.6	1	4	27.0
16)	Denver	72	66	47	71.2	57	79.2	0	6	27.1
	Totals	1288	1255	796	63.4	977	77.8	10	119	25.2

Note: Average team drive start DOES NOT include onside kicks or kickoffs at the end of a half unless either kickoff is returned for a touchdown. All other kickoffs (returned kickoffs, fair catches, touchback and kickoffs out of bounds) are included. Kickoffs resulting in the kicking team retaining possession are not included.

ADJ KO: Adjusted kickoffs are used to compute the Avg. Team Drive Start.

I20: The number of drives that start inside (not including) the 20 yd line.

WEEK 16 / THROUGH MONDAY, DECEMBER 28, 2020

NFC / KICKOFFS (Receiving Team)

Rank	Team	TotKO	AdjKO	TB	TB%	EZ	EZ%	OB	I20	Avg.Start
1)	Chicago	80	79	34	43.0	57	71.3	1	10	26.8
2)	Dallas	89	88	55	62.5	72	80.9	0	9	26.7
3)	New Orleans	76	73	43	58.9	57	75.0	1	4	26.0
4)	Green Bay	77	70	42	60.0	47	61.0	3	2	25.8
5)	Seattle	81	75	48	64.0	58	71.6	0	6	25.7
6)	Carolina	82	77	51	66.2	67	81.7	1	8	25.5
7)	Detroit	93	92	61	66.3	82	88.2	0	6	25.3
8)	Minnesota	98	97	68	70.1	78	79.6	1	3	25.2
9)	N.Y. Giants	78	75	43	57.3	56	71.8	1	6	25.1
10)	Tampa Bay	73	70	48	68.6	59	80.8	0	5	25.1
11)	L.A. Rams	65	63	40	63.5	48	73.8	1	5	24.8
12)	Arizona	74	74	51	68.9	62	83.8	0	6	24.8
13)	Washington	74	74	44	59.5	50	67.6	0	9	24.7
14)	San Francisco	82	81	57	70.4	65	79.3	0	7	24.3
15)	Philadelphia	87	84	52	61.9	61	70.1	1	10	24.3
16)	Atlanta	76	71	53	74.6	62	81.6	0	8	24.0
	Totals	1285	1243	790	63.6	981	78.9	10	104	25.3

NFC / KICKOFFS (Kicking Team)

Rank	Team	TotKO	AdjKO	TB	TB%	EZ	EZ%	OB	I20	Avg.Start
1)	Arizona	84	79	39	49.4	57	67.9	1	16	23.1
2)	New Orleans	89	83	66	79.5	77	86.5	1	10	23.8
3)	Seattle	87	82	48	58.5	62	71.3	0	13	24.3
4)	Carolina	79	76	69	90.8	73	92.4	0	2	24.6
5)	Chicago	81	77	41	53.2	53	65.4	0	8	24.9
6)	Detroit	71	69	23	33.3	40	56.3	2	13	25.0
7)	Atlanta	86	82	42	51.2	67	77.9	1	8	25.1
8)	Dallas	87	83	58	69.9	68	78.2	0	2	25.3
9)	Philadelphia	72	69	44	63.8	55	76.4	0	2	25.7
10)	Washington	73	68	60	88.2	63	86.3	0	2	25.9
11)	Green Bay	92	90	49	54.4	69	75.0	0	6	26.1
12)	Tampa Bay	93	92	79	85.9	89	95.7	1	2	26.2
13)	L.A. Rams	76	76	50	65.8	63	82.9	1	5	26.4
14)	N.Y. Giants	69	66	28	42.4	38	55.1	0	7	26.8
15)	Minnesota	78	73	49	67.1	55	70.5	0	4	26.8
16)	San Francisco	75	70	39	55.7	56	74.7	0	6	26.8
	Totals	1292	1235	784	63.5	985	79.8	7	106	25.4

Note: Average team drive start DOES NOT include inside kicks or kickoffs at the end of a half unless either kickoff is returned for a touchdown. All other kickoffs (returned kickoffs, fair catches, touchback and kickoffs out of bounds) are included. Kickoffs resulting in the kicking team retaining possession are not included.

ADJ KO: Adjusted kickoffs are used to compute the Avg. Team Drive Start.

I20: The number of drives that start inside (not including) the 20 yd line.

WEEK 16 / THROUGH MONDAY, DECEMBER 28, 2020

NFL / KICKOFFS (Receiving Team)

Rank	Team	TotKO	AdjKO	TB	TB%	EZ	EZ%	OB	I20	Avg.Start
1)	Baltimore	66	63	40	63.5	47	71.2	0	4	27.4
2)	Buffalo	76	64	34	53.1	53	69.7	0	5	27.4
3)	Chicago	80	79	34	43.0	57	71.3	1	10	26.8
4)	Cincinnati	88	87	57	65.5	69	78.4	1	6	26.7
5)	Dallas	89	88	55	62.5	72	80.9	0	9	26.7
6)	Indianapolis	77	74	33	44.6	58	75.3	0	5	26.4
7)	New Orleans	76	73	43	58.9	57	75.0	1	4	26.0
8)	Cleveland	84	79	47	59.5	55	65.5	1	6	25.9
9)	Green Bay	77	70	42	60.0	47	61.0	3	2	25.8
10)	Seattle	81	75	48	64.0	58	71.6	0	6	25.7
11)	Tennessee	82	80	43	53.8	50	61.0	0	9	25.6
12)	Carolina	82	77	51	66.2	67	81.7	1	8	25.5
13)	Kansas City	73	68	52	76.5	60	82.2	0	5	25.3
14)	Detroit	93	92	61	66.3	82	88.2	0	6	25.3
15)	Minnesota	98	97	68	70.1	78	79.6	1	3	25.2
16)	N.Y. Giants	78	75	43	57.3	56	71.8	1	6	25.1
17)	Tampa Bay	73	70	48	68.6	59	80.8	0	5	25.1
18)	Las Vegas	94	90	70	77.8	77	81.9	1	6	25.0
19)	Jacksonville	94	91	66	72.5	75	79.8	0	6	24.8
20)	L.A. Rams	65	63	40	63.5	48	73.8	1	5	24.8
21)	L.A. Chargers	85	85	44	51.8	60	70.6	1	16	24.8
22)	Arizona	74	74	51	68.9	62	83.8	0	6	24.8
23)	New England	76	75	46	61.3	63	82.9	1	9	24.7
24)	Washington	74	74	44	59.5	50	67.6	0	9	24.7
25)	N.Y. Jets	90	88	51	58.0	66	73.3	1	15	24.6
26)	Pittsburgh	67	64	37	57.8	49	73.1	0	8	24.6
27)	Miami	64	62	51	82.3	55	85.9	0	3	24.5
28)	San Francisco	82	81	57	70.4	65	79.3	0	7	24.3
29)	Houston	85	83	51	61.4	62	72.9	1	7	24.3
30)	Philadelphia	87	84	52	61.9	61	70.1	1	10	24.3
31)	Atlanta	76	71	53	74.6	62	81.6	0	8	24.0
32)	Denver	94	94	68	72.3	82	87.2	0	11	23.7
	Totals	2580	2490	1580	63.5	1962	78.8	17	225	25.3

Note: Average opponent drive start DOES NOT include onside kicks or kickoffs at the end of a half unless either kickoff is returned for a touchdown. All other kickoffs (returned kickoffs, fair catches, touchback and kickoffs out of bounds) are included. Kickoffs resulting in the kicking team retaining possession are not included.

ADJ KO: Adjusted kickoffs are used to compute the Avg. Team Drive Start.

I20: The number of drives that start inside (not including) the 20 yd line.

WEEK 16 / THROUGH MONDAY, DECEMBER 28, 2020

NFL / KICKOFFS (Kicking Team)

Rank	Team	TotKO	AdjKO	TB	TB%	EZ	EZ%	OB	I20	Avg.Start
1)	Arizona	84	79	39	49.4	57	67.9	1	16	23.1
2)	Buffalo	92	92	62	67.4	69	75.0	0	13	23.6
3)	New Orleans	89	83	66	79.5	77	86.5	1	10	23.8
4)	Houston	78	76	44	57.9	56	71.8	0	8	24.1
5)	New England	70	69	40	58.0	52	74.3	0	8	24.2
6)	Miami	86	81	61	75.3	71	82.6	1	9	24.2
7)	Baltimore	88	88	60	68.2	69	78.4	0	11	24.2
8)	Seattle	87	82	48	58.5	62	71.3	0	13	24.3
9)	Carolina	79	76	69	90.8	73	92.4	0	2	24.6
10)	Pittsburgh	82	82	45	54.9	60	73.2	1	11	24.8
11)	Indianapolis	91	89	42	47.2	59	64.8	0	11	24.8
12)	Chicago	81	77	41	53.2	53	65.4	0	8	24.9
13)	Las Vegas	89	87	56	64.4	71	79.8	0	8	25.0
14)	Detroit	71	69	23	33.3	40	56.3	2	13	25.0
15)	Atlanta	86	82	42	51.2	67	77.9	1	8	25.1
16)	Dallas	87	83	58	69.9	68	78.2	0	2	25.3
17)	Cincinnati	74	73	54	74.0	60	81.1	1	4	25.5
18)	N.Y. Jets	60	59	34	57.6	46	76.7	1	5	25.6
19)	Tennessee	87	83	51	61.4	63	72.4	1	7	25.6
20)	Philadelphia	72	69	44	63.8	55	76.4	0	2	25.7
21)	Jacksonville	70	66	40	60.6	48	68.6	2	5	25.7
22)	L.A. Chargers	78	74	49	66.2	64	82.1	0	5	25.8
23)	Washington	73	68	60	88.2	63	86.3	0	2	25.9
24)	Green Bay	92	90	49	54.4	69	75.0	0	6	26.1
25)	Kansas City	92	91	69	75.8	77	83.7	2	4	26.1
26)	Tampa Bay	93	92	79	85.9	89	95.7	1	2	26.2
27)	L.A. Rams	76	76	50	65.8	63	82.9	1	5	26.4
28)	N.Y. Giants	69	66	28	42.4	38	55.1	0	7	26.8
29)	Minnesota	78	73	49	67.1	55	70.5	0	4	26.8
30)	San Francisco	75	70	39	55.7	56	74.7	0	6	26.8
31)	Cleveland	79	79	42	53.2	55	69.6	1	4	27.0
32)	Denver	72	66	47	71.2	57	79.2	0	6	27.1
	Totals	2580	2490	1580	63.5	1962	78.8	17	225	25.3

Note: Average team drive start DOES NOT include onside kicks or kickoffs at the end of a half unless either kickoff is returned for a touchdown. All other kickoffs (returned kickoffs, fair catches, touchback and kickoffs out of bounds) are included. Kickoffs resulting in the kicking team retaining possession are not included.

ADJ KO: Adjusted kickoffs are used to compute the Avg. Team Drive Start.

I20: The number of drives that start inside (not including) the 20 yd line.

WEEK 16 / THROUGH MONDAY, DECEMBER 28, 2020

AFC / SINGLE-GAME HIGHS / PLAYERS

Most Points-- 24, Claypool, Pitt. vs. Phil., 10/11, (4 td, 0 fg, 0 xp, 0 2pt)
Passing Yards-- 462, Mahomes, K.C. at T.B., 11/29, (37-49, 462, 3 td, 0 int)
Longest Pass-- 85, Carr, L.V. vs. Miami, 12/26, (to Agholor, Nelson, td)
Passing Touchdowns-- 5, Mayfield, Clev. at Cin., 10/25, (22-28, 297, 5 td, 1 int)
Passing Touchdowns-- 5, Mahomes, K.C. vs. NY-J, 11/1, (31-42, 416, 5 td, 0 int)
Rushing Yards-- 215, Henry, Tenn. at Jax , 12/13, (26-215, 2 td)
Rushing Attempts-- 31, Henry, Tenn. at Denv., 9/14, (31-116, 0 td)
Rushing Attempts-- 31, Jacobs, L.V. at Clev., 11/1, (31-129, 0 td)
Longest Rush-- 94, Henry, Tenn. vs. Hou., 10/18 (OT), td
Longest Rush-- 65, Gordon, Denv. at K.C., 12/6
Receptions-- 16, Allen, LA-C vs. NY-J, 11/22, (16-145, 1 td)
Receiving Yards-- 269, T. Hill, K.C. at T.B., 11/29, (13-269, 3 td)
Kickoff Return Yards-- 212, Rodgers, Ind. at Clev., 10/11, (5-212, 1 td)
Kickoff Returns-- 6, (3 times in Non-Overtime Games)
Longest Kickoff Return-- 103, B. Wilson, Cin. vs. NY-G, 11/29, td
Punt Return Yards-- 145, Olszewski, N.E. at LA-C, 12/6, (3-145, 1 fc, 1 td)
Punt Returns-- 6, Grant, Miami vs. NY-J, 10/18, (6-83, 1 fc, 0 td)
Longest Punt Return-- 91, Cole, Jax at G.B., 11/15, td
Interceptions-- 2, (8 times in Non-Overtime Games)
Longest Interception Return-- 78, M. Davis, LA-C at T.B., 10/4, td
Sacks-- 3.0, (6 times in Non-Overtime Games)
Scrimmage Yards-- 269, T. Hill, K.C. at T.B., 11/29, (Rush 0-0, Rec 13-269)
Longest Punt-- 72, Bojorquez, Buff. vs. LA-R, 9/27
Punts-- 10, Mann, NY-J at Miami, 10/18, (10-462, 46.2)
Field Goals Made-- 6, (3 times in Non-Overtime Games)
Longest Field Goal-- 59, Lambo, Jax vs. Hou., 11/8
Longest Field Goal-- 59, Boswell, Pitt. at Dal., 11/8

NFC / SINGLE-GAME HIGHS / PLAYERS

Most Points-- 36, Kamara, N.O. vs. Minn., 12/25, (6 td, 0 fg, 0 xp, 0 2pt)
Passing Yards-- 502, Prescott, Dal. vs. Clev., 10/4, (41-58, 502, 4 td, 1 int)
Longest Pass-- 81, Hurts, Phil. at Dal., 12/27, (to Jackson, DeSean, td)
Passing Touchdowns-- 5, (3 times in Non-Overtime Games)
Rushing Yards-- 206, Cook, Minn. vs. Det., 11/8, (22-206, 2 td)
Rushing Attempts-- 32, Cook, Minn. vs. Jax , 12/6 (OT), (32-120, 0 td)
Rushing Attempts-- 32, Montgomery, Chi. at Minn., 12/20, (32-146, 2 td)
Longest Rush-- 98, Jones, T.B. at Car., 11/15, td
Receptions-- 15, Lockett, Sea. at Ariz., 10/25 (OT), (15-200, 3 td)
Receptions-- 15, Kittle, S.F. vs. Phil., 10/4, (15-183, 1 td)
Receiving Yards-- 200, Lockett, Sea. at Ariz., 10/25 (OT), (15-200, 3 td)
Receiving Yards-- 196, D. Adams, G.B. at Hou., 10/25, (13-196, 2 td)
Kickoff Return Yards-- 151, Cannon, Car. vs. T.B., 11/15, (3-151, 0 td)
Kickoff Returns-- 7, Shepherd, G.B. at Ind., 11/22 (OT), (7-138, 0 td)
Kickoff Returns-- 5, (4 times in Non-Overtime Games)
Longest Kickoff Return-- 104, Patterson, Chi. vs. Minn., 11/16, td
Punt Return Yards-- 78, Agnew, Det. vs. T.B., 12/26, (2-78, 0 fc, 1 td)
Punt Returns-- 6, Callaway, N.O. vs. LA-C, 10/12 (OT), (6-69, 1 fc, 0 td)
Punt Returns-- 6, Dw. Harris, Chi. at Tenn., 11/8, (6-64, 0 fc, 0 td)
Punt Returns-- 6, Kirk, Ariz. at NY-G, 12/13, (6-77, 0 fc, 0 td)
Longest Punt Return-- 74, Agnew, Det. vs. T.B., 12/26, td
Interceptions-- 2, (7 times in Non-Overtime Games)
Longest Interception Return-- 90, Baker, Ariz. vs. Sea., 10/25 (OT)
Longest Interception Return-- 79, Young, LA-R vs. N.E., 12/10, td
Sacks-- 5.0, Reddick, Ariz. at NY-G, 12/13
Scrimmage Yards-- 252, Cook, Minn. vs. Det., 11/8, (Rush 22-206, Rec 2-46)
Longest Punt-- 71, Dixon, NY-G vs. Phil., 11/15
Punts-- 10, Way, Wash. vs. LA-R, 10/11, (10-511, 51.1)
Field Goals Made-- 5, Slye, Car. at LA-C, 9/27, (5-5, 31 lg)
Field Goals Made-- 5, Koo, Atl. vs. L.V., 11/29, (5-5, 54 lg)
Longest Field Goal-- 61, Myers, Sea. at LA-R, 11/15

WEEK 16 / THROUGH MONDAY, DECEMBER 28, 2020

NFL / SINGLE-GAME HIGHS / PLAYERS

Most Points-- 36, Kamara, N.O. vs. Minn., 12/25, (6 td, 0 fg, 0 xp, 0 2pt)
Passing Yards-- 502, Prescott, Dal. vs. Clev., 10/4, (41-58, 502, 4 td, 1 int)
Longest Pass-- 85, Carr, L.V. vs. Miami, 12/26, (to Agholor, Nelson, td)
Passing Touchdowns-- 5, (5 times in Non-Overtime Games)
Rushing Yards-- 215, Henry, Tenn. at Jax , 12/13, (26-215, 2 td)
Rushing Attempts-- 32, Cook, Minn. vs. Jax , 12/6 (OT), (32-120, 0 td)
Rushing Attempts-- 32, Montgomery, Chi. at Minn., 12/20, (32-146, 2 td)
Longest Rush-- 98, Jones, T.B. at Car., 11/15, td
Receptions-- 16, Allen, LA-C vs. NY-J, 11/22, (16-145, 1 td)
Receiving Yards-- 269, T. Hill, K.C. at T.B., 11/29, (13-269, 3 td)
Kickoff Return Yards-- 212, Rodgers, Ind. at Clev., 10/11, (5-212, 1 td)
Kickoff Returns-- 7, Shepherd, G.B. at Ind., 11/22 (OT), (7-138, 0 td)
Kickoff Returns-- 6, (3 times in Non-Overtime Games)
Longest Kickoff Return-- 104, Patterson, Chi. vs. Minn., 11/16, td
Punt Return Yards-- 145, Olszewski, N.E. at LA-C, 12/6, (3-145, 1 fc, 1 td)
Punt Returns-- 6, Callaway, N.O. vs. LA-C, 10/12 (OT), (6-69, 1 fc, 0 td)
Punt Returns-- 6, (3 times in Non-Overtime Games)
Longest Punt Return-- 91, Cole, Jax at G.B., 11/15, td
Interceptions-- 2, (15 times in Non-Overtime Games)
Longest Interception Return-- 90, Baker, Ariz. vs. Sea., 10/25 (OT)
Longest Interception Return-- 79, Young, LA-R vs. N.E., 12/10, td
Sacks-- 5.0, Reddick, Ariz. at NY-G, 12/13
Scrimmage Yards-- 269, T. Hill, K.C. at T.B., 11/29, (Rush 0-0, Rec 13-269)
Longest Punt-- 72, Bojorquez, Buff. vs. LA-R, 9/27
Punts-- 10, Way, Wash. vs. LA-R, 10/11, (10-511, 51.1)
Punts-- 10, Mann, NY-J at Miami, 10/18, (10-462, 46.2)
Field Goals Made-- 6, (3 times in Non-Overtime Games)
Longest Field Goal-- 61, Myers, Sea. at LA-R, 11/15

WEEK 16 / THROUGH MONDAY, DECEMBER 28, 2020

300-Yard Passing Games

502, Prescott, DAL vs. CLE 10/04 (41-58, 4 TD)
472, Prescott, DAL at SEA 09/27 (37-57, 3 TD)
462, Mahomes, KC at TB 11/29 (37-49, 3 TD)
450, Prescott, DAL vs. ATL 09/20 (34-47, 1 TD)
450, Ryan, ATL vs. SEA 09/13 (37-54, 2 TD)
416, Mahomes, KC vs. NYJ 11/01 (31-42, 5 TD)
415, Allen, BUF at MIA 09/20 (24-35, 4 TD)
415, Allen, BUF vs. SEA 11/08 (31-38, 3 TD)
406, Burrow, CIN vs. CLE 10/25 (35-47, 3 TD)
406, K. Murray, ARI vs. PHI 12/20 (27-36, 3 TD)
402, Stafford, DET at CHI 12/06 (27-42, 3 TD)
397, Newton, NE at SEA 09/20 (30-44, 1 TD)
393, Mahomes, KC at MIA 12/13 (24-34, 2 TD)
390, Wilson, SEA at BUF 11/08 (28-41, 2 TD)
390, Brady, TB at ATL 12/20 (31-45, 2 TD)
390, Smith, WAS at DET 11/15 (38-55, 0 TD)
389, Tannehill, TEN vs. CLE 12/06 (29-45, 3 TD)
388, Wilson, SEA at ARI 10/25 (ot) (33-50, 3 TD)
385, Mahomes, KC at BAL 09/28 (31-42, 4 TD)
381, Carr, LV at NYJ 12/06 (28-47, 3 TD)
380, K. Murray, ARI at NYJ 10/11 (27-37, 1 TD)
377, Dalton, DAL vs. PHI 12/27 (22-30, 3 TD)
376, Goff, LAR at TB 11/23 (39-51, 3 TD)
375, Allen, BUF at SF 12/07 (32-40, 4 TD)
373, Watson, HOU at IND 12/20 (33-41, 2 TD)
372, Mahomes, KC vs. CAR 11/08 (30-45, 4 TD)
371, Bra. Allen, CIN at HOU 12/27 (29-37, 2 TD)
371, Ryan, ATL at MIN 10/18 (30-40, 4 TD)
371, Rivers, IND vs. CIN 10/18 (29-44, 3 TD)
369, Brady, TB vs. LAC 10/04 (30-46, 5 TD)
369, Brady, TB at LV 10/25 (33-45, 4 TD)
367, Bridgewater, CAR at TB 09/20 (33-42, 0 TD)
366, Tannehill, TEN vs. HOU 10/18 (ot) (30-41, 4 TD)
366, Herbert, LAC vs. NYJ 11/22 (37-49, 3 TD)
365, Newton, NE at HOU 11/22 (26-40, 1 TD)
364, Rodgers, GB at MIN 09/13 (32-44, 4 TD)
363, Rivers, IND at JAX 09/13 (36-46, 1 TD)
360, K. Murray, ARI vs. SEA 10/25 (ot) (34-48, 3 TD)
360, Wilson, SEA at MIA 10/04 (24-34, 2 TD)
359, Wentz, PHI vs. NYG 10/22 (25-43, 2 TD)
359, Allen, BUF at DEN 12/19 (28-40, 2 TD)
359, Watson, HOU vs. JAX 10/11 (25-35, 3 TD)
356, Ryan, ATL vs. TB 12/20 (34-49, 3 TD)
355, Goff, LAR at MIA 11/01 (35-61, 1 TD)
351, Minshew, JAX at CIN 10/04 (27-40, 2 TD)
351, Goff, LAR at ARI 12/06 (37-47, 1 TD)
350, Fitzpatrick, MIA at SF 10/11 (22-28, 3 TD)
348, Brady, TB at DET 12/26 (22-27, 4 TD)
348, Mahomes, KC at LV 11/22 (34-45, 2 TD)
347, Herbert, LAC vs. JAX 10/25 (27-43, 3 TD)
347, Carr, LV at KC 10/11 (22-31, 3 TD)
345, Brady, TB vs. KC 11/29 (27-41, 3 TD)
344, Watson, HOU vs. NE 11/22 (28-37, 2 TD)
343, Mullens, SF at NYG 09/27 (25-36, 1 TD)
343, Cousins, MIN vs. ATL 10/18 (24-36, 3 TD)
343, Mayfield, CLE vs. BAL 12/14 (28-47, 2 TD)
342, Hurts, PHI at DAL 12/27 (21-39, 1 TD)
342, Roethlisberger, PIT vs. IND 12/27 (34-49, 3 TD)
341, Watson, HOU vs. IND 12/06 (26-38, 0 TD)
341, Brady, TB at CAR 11/15 (28-39, 3 TD)
340, Mahomes, KC vs. LV 10/11 (22-43, 2 TD)
340, Stafford, DET at ATL 10/25 (25-36, 1 TD)
339, Minshew, JAX at TEN 09/20 (30-45, 3 TD)
338, Hurts, PHI at ARI 12/20 (24-44, 3 TD)
338, Ryan, ATL vs. DET 10/25 (31-42, 1 TD)
336, Carr, LV vs. MIA 12/26 (21-34, 1 TD)
336, Stafford, DET vs. IND 11/01 (24-42, 3 TD)
335, Foles, CHI at TEN 11/08 (36-52, 2 TD)
335, Watson, HOU at TEN 10/18 (ot) (28-37, 4 TD)
334, Mayfield, CLE at TEN 12/06 (25-33, 4 TD)
333, Roethlisberger, PIT vs. CIN 11/15 (27-46, 4 TD)
330, Herbert, LAC vs. CAR 09/27 (35-49, 1 TD)
328, Fitzpatrick, MIA vs. BUF 09/20 (31-47, 2 TD)
327, Rodgers, GB vs. ATL 10/05 (27-33, 4 TD)
326, Herbert, LAC vs. LV 11/08 (28-42, 2 TD)
325, Brees, NO vs. LAC 10/12 (ot) (33-47, 1 TD)

325, Smith, WAS vs. NYG 11/08 (24-32, 1 TD)
325, Rodgers, GB vs. JAX 11/15 (24-34, 2 TD)
324, Watson, HOU vs. CIN 12/27 (24-33, 3 TD)
322, Wilson, SEA at ATL 09/13 (31-35, 4 TD)
321, Tannehill, TEN at MIN 09/27 (23-37, 0 TD)
321, Goff, LAR at BUF 09/27 (23-32, 2 TD)
320, Allen, BUF at NE 12/28 (27-36, 4 TD)
318, Mahomes, KC vs. DEN 12/06 (25-40, 1 TD)
318, Watson, HOU at DET 11/26 (17-25, 4 TD)
316, Carr, LV vs. IND 12/13 (31-45, 2 TD)
316, Tagovailoa, MIA vs. KC 12/13 (28-48, 2 TD)
316, Mullens, SF vs. BUF 12/07 (26-39, 3 TD)
316, Burrow, CIN at CLE 09/17 (37-61, 3 TD)
316, Herbert, LAC at BUF 11/29 (31-52, 1 TD)
315, Fitzpatrick, MIA vs. SEA 10/04 (29-45, 0 TD)
315, Wilson, SEA vs. DAL 09/27 (27-40, 5 TD)
314, Haskins, WAS vs. BAL 10/04 (32-45, 0 TD)
314, Herbert, LAC at LV 12/17 (ot) (22-32, 2 TD)
314, Cousins, MIN vs. DAL 11/22 (22-30, 3 TD)
313, Burrow, CIN at IND 10/18 (25-39, 0 TD)
313, Bridgewater, CAR at ATL 10/11 (27-36, 2 TD)
313, Lock, DEN at ATL 11/08 (25-48, 2 TD)
312, Burrow, CIN at PHI 09/27 (ot) (31-44, 2 TD)
312, Allen, BUF vs. NYJ 09/13 (33-46, 2 TD)
312, Brees, NO at LV 09/21 (26-38, 1 TD)
311, Carr, LV vs. BUF 10/04 (32-44, 2 TD)
311, Brees, NO vs. MIN 12/25 (19-26, 0 TD)
311, Rodgers, GB at IND 11/22 (ot) (27-38, 3 TD)
311, Roethlisberger, PIT vs. DEN 09/20 (29-41, 2 TD)
311, Herbert, LAC vs. KC 09/20 (ot) (22-33, 1 TD)
311, Allen, BUF vs. LAR 09/27 (24-33, 4 TD)
310, Bridgewater, CAR at KC 11/08 (36-49, 2 TD)
309, Goff, LAR at WAS 10/11 (21-30, 2 TD)
309, Watson, HOU vs. GB 10/25 (29-39, 2 TD)
308, Rivers, IND at TEN 11/12 (29-39, 1 TD)
307, Cousins, MIN vs. CAR 11/29 (34-45, 3 TD)
307, Allen, BUF at NYJ 10/25 (30-43, 0 TD)
306, Roethlisberger, PIT at DAL 11/08 (29-42, 3 TD)
305, Cousins, MIN vs. JAX 12/06 (ot) (28-43, 3 TD)
305, Rodgers, GB at SF 11/05 (25-31, 4 TD)
305, Roethlisberger, PIT vs. WAS 12/07 (33-53, 2 TD)
304, Luton, JAX vs. HOU 11/08 (26-38, 1 TD)
302, Goff, LAR vs. SEA 11/15 (27-37, 0 TD)
302, Mahomes, KC at LAC 09/20 (ot) (27-47, 2 TD)
301, Minshew, JAX at HOU 10/11 (31-49, 2 TD)
300, Burrow, CIN vs. JAX 10/04 (25-36, 1 TD)
300, Ryan, ATL at KC 12/27 (27-35, 2 TD)
300, Watson, HOU vs. MIN 10/04 (20-33, 2 TD)

WEEK 16 / THROUGH MONDAY, DECEMBER 28, 2020

100-Yard Receiving Games

269, T. Hill, KC at TB 11/29 (13 rec., 3 TD)
200, Lockett, SEA at ARI 10/25 (ot) (15 rec., 3 TD)
200, Waller, LV at NYJ 12/06 (13 rec., 2 TD)
196, D. Adams, GB at HOU 10/25 (13 rec., 2 TD)
184, James, SF vs. GB 11/05 (9 rec., 1 TD)
183, Kittle, SF vs. PHI 10/04 (15 rec., 1 TD)
182, C. Davis, TEN vs. CLE 12/06 (11 rec., 1 TD)
181, M. Evans, TB at DET 12/26 (10 rec., 2 TD)
179, Edelman, NE at SEA 09/20 (8 rec., 0 TD)
177, Metcalf, SEA at PHI 11/30 (10 rec., 0 TD)
175, Jefferson, MIN vs. TEN 09/27 (7 rec., 1 TD)
173, D. Adams, GB at SF 11/05 (10 rec., 1 TD)
171, Fuller, HOU at DET 11/26 (6 rec., 2 TD)
169, Meyers, NE at NYJ 11/09 (12 rec., 0 TD)
169, Hopkins, ARI vs. PHI 12/20 (9 rec., 1 TD)
166, Jefferson, MIN vs. ATL 10/18 (9 rec., 2 TD)
163, Ridley, ATL vs. TB 12/20 (10 rec., 1 TD)
161, Metcalf, SEA vs. SF 11/01 (12 rec., 2 TD)
161, Cooks, HOU vs. JAX 10/11 (8 rec., 1 TD)
159, Kelce, KC vs. CAR 11/08 (10 rec., 0 TD)
157, J. Jones, ATL vs. SEA 09/13 (9 rec., 0 TD)
156, D. Adams, GB at MIN 09/13 (14 rec., 2 TD)
155, Agholor, LV vs. MIA 12/26 (5 rec., 1 TD)
153, Diggs, BUF at MIA 09/20 (8 rec., 1 TD)
153, A. Brown, TEN vs. PIT 10/25 (6 rec., 1 TD)
152, Fulgham, PHI at PIT 10/11 (10 rec., 1 TD)
151, Hopkins, ARI at SF 09/13 (14 rec., 0 TD)
150, Waller, LV vs. LAC 12/17 (ot) (9 rec., 1 TD)
149, Valdes-Scantling, GB vs. JAX 11/15 (4 rec., 1 TD)
147, Diggs, BUF at DEN 12/19 (11 rec., 0 TD)
146, Chark, JAX vs. HOU 11/08 (7 rec., 1 TD)
146, Lazard, GB at NO 09/27 (6 rec., 1 TD)
145, Diggs, BUF at NE 12/28 (9 rec., 3 TD)
145, Kupp, LAR at TB 11/23 (11 rec., 0 TD)
145, Allen, LAC vs. NYJ 11/22 (16 rec., 1 TD)
143, Landry, CLE at JAX 11/29 (8 rec., 1 TD)
143, Cole, JAX vs. DET 10/18 (6 rec., 0 TD)
142, D. Adams, GB vs. TEN 12/27 (11 rec., 3 TD)
141, Coutee, HOU vs. IND 12/06 (8 rec., 0 TD)
141, Cooks, HOU vs. CIN 12/27 (7 rec., 1 TD)
139, Kamara, NO vs. GB 09/27 (13 rec., 2 TD)
138, Gallup, DAL at SEA 09/27 (6 rec., 1 TD)
137, J. Jones, ATL at MIN 10/18 (8 rec., 2 TD)
137, J. Jones, ATL at CAR 10/29 (7 rec., 0 TD)
137, Hopkins, ARI vs. DET 09/27 (10 rec., 0 TD)
136, Ridley, ATL vs. CAR 10/11 (8 rec., 0 TD)
136, Kelce, KC vs. DEN 12/06 (8 rec., 1 TD)
136, Kelce, KC at MIA 12/13 (8 rec., 1 TD)
136, Hopkins, ARI at NYG 12/13 (9 rec., 0 TD)
135, Jefferson, MIN at CHI 11/16 (8 rec., 0 TD)
134, Cooper, DAL vs. CLE 10/04 (12 rec., 1 TD)
133, Samuel, SF at LAR 11/29 (11 rec., 0 TD)
132, Byrd, NE at HOU 11/22 (6 rec., 1 TD)
132, Allen, LAC vs. CAR 09/27 (13 rec., 1 TD)
131, Moore, CAR at GB 12/19 (6 rec., 0 TD)
131, Hopkins, ARI at NYJ 10/11 (6 rec., 1 TD)
130, Woods, LAR at TB 11/23 (12 rec., 1 TD)
130, Gesicki, MIA vs. BUF 09/20 (8 rec., 1 TD)
130, Ridley, ATL at KC 12/27 (5 rec., 0 TD)
130, Beasley, BUF at SF 12/07 (9 rec., 1 TD)
130, Ridley, ATL vs. SEA 09/13 (9 rec., 2 TD)
130, Diggs, BUF vs. PIT 12/13 (10 rec., 1 TD)
129, Engram, NYG at CIN 11/29 (6 rec., 0 TD)
129, D. Slayton, NYG at DAL 10/11 (8 rec., 0 TD)
128, C. Davis, TEN at CIN 11/01 (8 rec., 1 TD)
127, Hopkins, ARI vs. BUF 11/15 (7 rec., 1 TD)
127, Moore, CAR vs. DET 11/22 (7 rec., 0 TD)
127, Kelce, KC at LV 11/22 (8 rec., 1 TD)
125, Jeudy, DEN at ATL 11/08 (7 rec., 1 TD)
125, Higgins, CIN at IND 10/18 (6 rec., 0 TD)
125, Boyd, CIN at PHI 09/27 (ot) (10 rec., 0 TD)
125, McLaurin, WAS at ARI 09/20 (7 rec., 1 TD)
125, Allen, LAC vs. JAX 10/25 (10 rec., 0 TD)
124, Ridley, ATL at LAC 12/13 (8 rec., 1 TD)
124, Lamb, DAL vs. NYG 10/11 (8 rec., 0 TD)
123, Robinson, CHI vs. HOU 12/13 (9 rec., 1 TD)

123, Kirk, ARI vs. MIA 11/08 (5 rec., 1 TD)
123, Fuller, HOU at TEN 10/18 (ot) (6 rec., 1 TD)
123, Robinson, CHI at ATL 09/27 (10 rec., 1 TD)
123, Thielen, MIN vs. DAL 11/22 (8 rec., 2 TD)
122, Sanders, NO vs. LAC 10/12 (ot) (12 rec., 0 TD)
122, M. Evans, TB vs. LAC 10/04 (7 rec., 1 TD)
121, D. Adams, GB vs. PHI 12/06 (10 rec., 2 TD)
121, Cooper, DAL vs. PHI 12/27 (4 rec., 0 TD)
121, Gallup, DAL vs. PHI 12/27 (6 rec., 2 TD)
121, Jefferson, MIN vs. JAX 12/06 (ot) (9 rec., 1 TD)
120, Moore, CAR at TB 09/20 (8 rec., 0 TD)
119, Aiyuk, SF vs. WAS 12/13 (10 rec., 0 TD)
119, Patrick, DEN vs. MIA 11/22 (5 rec., 0 TD)
119, Parker, MIA at NYJ 11/29 (8 rec., 0 TD)
118, Ruggs III, LV at KC 10/11 (2 rec., 1 TD)
118, Diggs, BUF vs. SEA 11/08 (9 rec., 0 TD)
118, Raymond, TEN at MIN 09/27 (3 rec., 0 TD)
118, McLaurin, WAS vs. BAL 10/04 (10 rec., 0 TD)
116, Crowder, NYJ vs. ARI 10/11 (8 rec., 1 TD)
116, D. Johnson, PIT vs. CIN 11/15 (6 rec., 1 TD)
116, M. Jones, DET at CHI 12/06 (8 rec., 1 TD)
115, D. Adams, GB at DET 12/13 (7 rec., 1 TD)
115, Diggs, BUF at LV 10/04 (6 rec., 0 TD)
115, Aiyuk, SF at NE 10/25 (6 rec., 0 TD)
115, Higgins, CIN at PIT 11/15 (7 rec., 1 TD)
115, Crowder, NYJ at BUF 09/13 (7 rec., 1 TD)
115, McLaurin, WAS vs. NYG 11/08 (7 rec., 1 TD)
114, Anderson, CAR vs. LV 09/13 (6 rec., 1 TD)
114, Gage, ATL vs. SEA 09/13 (9 rec., 0 TD)
114, Golladay, DET at ATL 10/25 (6 rec., 0 TD)
114, Thielen, MIN at HOU 10/04 (8 rec., 1 TD)
113, Hall, DET vs. IND 11/01 (4 rec., 0 TD)
113, T. Hill, KC vs. CAR 11/08 (9 rec., 2 TD)
113, Patrick, DEN at NYJ 10/01 (6 rec., 1 TD)
113, Firkser, TEN vs. HOU 10/18 (ot) (8 rec., 1 TD)
113, C. Davis, TEN at BAL 11/22 (ot) (5 rec., 0 TD)
112, Cooper, DAL vs. WAS 11/26 (6 rec., 1 TD)
112, M. Jones, DET at TEN 12/20 (10 rec., 1 TD)
112, Waller, LV vs. MIA 12/26 (5 rec., 0 TD)
112, Fuller, HOU at KC 09/10 (8 rec., 0 TD)
112, Anderson, CAR at ATL 10/11 (8 rec., 0 TD)
112, A. Brown, TEN at JAX 12/13 (7 rec., 1 TD)
112, Beasley, BUF at NYJ 10/25 (11 rec., 0 TD)
112, Beasley, BUF at DEN 12/19 (8 rec., 0 TD)
111, Meyers, NE at MIA 12/20 (7 rec., 0 TD)
111, D. Johnson, PIT at JAX 11/22 (12 rec., 0 TD)
111, Alie-Cox, IND vs. MIN 09/20 (5 rec., 0 TD)
110, Kupp, LAR at MIA 11/01 (11 rec., 0 TD)
110, Thielen, MIN vs. GB 09/13 (6 rec., 2 TD)
110, Claypool, PIT vs. PHI 10/11 (7 rec., 3 TD)
110, Parker, MIA vs. SEA 10/04 (10 rec., 0 TD)
110, M. Evans, TB at ATL 12/20 (6 rec., 0 TD)
110, Hilton, IND at HOU 12/06 (8 rec., 1 TD)
110, C. Sims, WAS vs. NYG 11/08 (3 rec., 0 TD)
110, Ridley, ATL vs. CHI 09/27 (5 rec., 0 TD)
110, C. Davis, TEN vs. DET 12/20 (4 rec., 1 TD)
110, Higgins, CLE at CIN 10/25 (6 rec., 0 TD)
110, Metcalf, SEA vs. DAL 09/27 (4 rec., 1 TD)
109, Kelce, KC vs. NYJ 11/01 (8 rec., 1 TD)
109, Ridley, ATL at DAL 09/20 (7 rec., 2 TD)
109, Beasley, BUF at ARI 11/15 (11 rec., 1 TD)
109, Williams, LAC at NO 10/12 (ot) (5 rec., 2 TD)
109, S. Miller, TB at LV 10/25 (6 rec., 1 TD)
109, Anderson, CAR at TB 09/20 (9 rec., 0 TD)
109, Kittle, SF vs. LAR 10/18 (7 rec., 1 TD)
108, Johnson, IND vs. CIN 10/18 (5 rec., 0 TD)
108, Fuller, HOU vs. MIN 10/04 (6 rec., 1 TD)
108, Ridley, ATL vs. NO 12/06 (5 rec., 0 TD)
108, Metcalf, SEA at BUF 11/08 (7 rec., 1 TD)
108, Kelce, KC vs. LV 10/11 (8 rec., 1 TD)
107, Kupp, LAR at BUF 09/27 (9 rec., 1 TD)
107, C. Wilson, DAL at SEA 09/27 (5 rec., 2 TD)
107, Agholor, LV vs. TB 10/25 (5 rec., 1 TD)
106, Metcalf, SEA at MIA 10/04 (4 rec., 0 TD)
106, Diggs, BUF at TEN 10/13 (10 rec., 0 TD)
106, D. Adams, GB at IND 11/22 (ot) (7 rec., 1 TD)
106, Gronkowski, TB vs. KC 11/29 (6 rec., 0 TD)
106, Lamb, DAL vs. ATL 09/20 (6 rec., 0 TD)
106, Da. Johnson, HOU at IND 12/20 (11 rec., 0 TD)
106, Samuel, CAR at WAS 12/27 (5 rec., 0 TD)
106, Williams, MIA at SF 10/11 (4 rec., 1 TD)
106, Snead, BAL vs. PIT 11/01 (5 rec., 0 TD)

105, Waller, LV vs. NO 09/21 (12 rec., 1 TD)
105, Samuel, CAR at KC 11/08 (9 rec., 1 TD)
105, Golladay, DET at JAX 10/18 (4 rec., 0 TD)
105, Woods, LAR vs. DAL 09/13 (6 rec., 0 TD)
105, Thomas, NO at ATL 12/06 (9 rec., 0 TD)
104, M. Evans, TB vs. CAR 09/20 (7 rec., 1 TD)
104, Crowder, NYJ vs. DEN 10/01 (7 rec., 0 TD)
104, Thomas, NO vs. ATL 11/22 (9 rec., 0 TD)
104, Jefferson, MIN vs. CHI 12/20 (8 rec., 0 TD)
103, Robinson, CHI at JAX 12/27 (10 rec., 0 TD)
103, Zacccheaus, ATL vs. DEN 11/08 (4 rec., 1 TD)
103, Jefferson, MIN at HOU 10/04 (4 rec., 0 TD)
103, Allen, LAC vs. LV 11/08 (9 rec., 1 TD)
103, Hopkins, ARI vs. SEA 10/25 (ot) (10 rec., 1 TD)
102, T. Hill, KC at LV 11/22 (11 rec., 1 TD)
102, D. Slayton, NYG vs. PIT 09/14 (6 rec., 2 TD)
101, Robinson, CHI vs. IND 10/04 (7 rec., 1 TD)
101, Goedert, PHI at WAS 09/13 (8 rec., 1 TD)
101, A. Brown, TEN vs. CHI 11/08 (4 rec., 1 TD)
101, Boyd, CIN vs. CLE 10/25 (11 rec., 1 TD)
101, M. Brown, BAL vs. CLE 09/13 (5 rec., 0 TD)
101, L. Thomas, WAS vs. SEA 12/20 (13 rec., 0 TD)
101, Hansen, HOU vs. IND 12/06 (5 rec., 0 TD)
101, Pittman, IND at TEN 11/12 (7 rec., 0 TD)
101, Perriman, NYJ vs. NE 11/09 (5 rec., 2 TD)
101, C. Davis, TEN at DEN 09/14 (7 rec., 0 TD)
101, Patrick, DEN at NE 10/18 (4 rec., 0 TD)
100, Fuller, HOU at JAX 11/08 (5 rec., 1 TD)
100, Lockett, SEA vs. DAL 09/27 (9 rec., 3 TD)
100, Agholor, LV vs. IND 12/13 (5 rec., 1 TD)
100, Cooper, DAL vs. ATL 09/20 (6 rec., 0 TD)
100, Beasley, BUF vs. LAR 09/27 (6 rec., 0 TD)

WEEK 16 / THROUGH MONDAY, DECEMBER 28, 2020

100-Yard Rushing Games

215, Henry, TEN at JAX 12/13 (26 att., 2 TD)
212, Henry, TEN vs. HOU 10/18 (ot) (22 att., 2 TD)
206, Cook, MIN vs. DET 11/08 (22 att., 2 TD)
192, Jones, TB at CAR 11/15 (23 att., 1 TD)
183, Wilson, SF at ARI 12/26 (22 att., 0 TD)
181, Cook, MIN vs. TEN 09/27 (22 att., 1 TD)
178, Henry, TEN at IND 11/29 (27 att., 3 TD)
171, Akers, LAR vs. NE 12/10 (29 att., 0 TD)
168, Jones, GB vs. DET 09/20 (18 att., 2 TD)
164, Drake, ARI at DAL 10/19 (20 att., 2 TD)
163, Cook, MIN at GB 11/01 (30 att., 3 TD)
161, Edwards-Helaire, KC at BUF 10/19 (26 att., 0 TD)
155, Kamara, NO vs. MIN 12/25 (22 att., 6 TD)
151, Mixon, CIN vs. JAX 10/04 (25 att., 2 TD)
150, Taylor, IND at LV 12/13 (20 att., 2 TD)
147, Henry, TEN vs. DET 12/20 (24 att., 1 TD)
146, Montgomery, CHI at MIN 12/20 (32 att., 2 TD)
145, Jones, GB vs. CAR 12/19 (20 att., 1 TD)
144, Chubb, CLE at JAX 11/29 (19 att., 1 TD)
138, Edwards-Helaire, KC vs. HOU 09/10 (25 att., 1 TD)
135, Gallman, NYG at SEA 12/06 (16 att., 0 TD)
133, Henry, TEN at BAL 11/22 (ot) (28 att., 1 TD)
132, Cook, MIN vs. CHI 12/20 (24 att., 1 TD)
131, Gordon, DEN at KC 12/06 (15 att., 0 TD)
130, Cook, MIN at HOU 10/04 (27 att., 2 TD)
130, Jones, GB vs. PHI 12/06 (15 att., 1 TD)
129, Jacobs, LV at CLE 11/01 (31 att., 0 TD)
128, J. Robinson, JAX vs. CLE 11/29 (22 att., 1 TD)
128, Da. Johnson, HOU vs. CIN 12/27 (12 att., 1 TD)
128, A. Gibson, WAS vs. DAL 10/25 (20 att., 1 TD)
126, Chubb, CLE vs. HOU 11/15 (19 att., 1 TD)
124, Jackson, BAL at CLE 12/14 (9 att., 2 TD)
124, Dillon, GB vs. TEN 12/27 (21 att., 2 TD)
124, Chubb, CLE vs. CIN 09/17 (22 att., 2 TD)
124, Murray, NO at DEN 11/29 (19 att., 2 TD)
122, Ahmed, MIA vs. NE 12/20 (23 att., 1 TD)
121, Gurley, ATL vs. CAR 10/11 (14 att., 1 TD)
121, Harris, NE vs. BAL 11/15 (22 att., 0 TD)
120, Cook, MIN vs. JAX 12/06 (ot) (32 att., 0 TD)
119, Henry, TEN at MIN 09/27 (26 att., 2 TD)
119, J. Robinson, JAX at LAC 10/25 (22 att., 1 TD)
118, Sanders, PHI vs. BAL 10/18 (9 att., 0 TD)
117, Michel, NE vs. LV 09/27 (9 att., 0 TD)
116, Swift, DET at JAX 10/18 (14 att., 2 TD)
116, Henry, TEN at DEN 09/14 (31 att., 0 TD)
115, A. Gibson, WAS at DAL 11/26 (20 att., 3 TD)
115, Cook, MIN vs. DAL 11/22 (27 att., 1 TD)
115, Sanders, PHI vs. NO 12/13 (14 att., 2 TD)
114, Henderson, LAR at BUF 09/27 (20 att., 1 TD)
114, Chubb, CLE vs. PHI 11/22 (20 att., 0 TD)
113, Dobbins, BAL vs. PIT 11/01 (15 att., 0 TD)
113, Jones, TB vs. GB 10/18 (23 att., 2 TD)
113, Snell, PIT at NYG 09/14 (19 att., 0 TD)
113, Montgomery, CHI vs. HOU 12/13 (11 att., 1 TD)
112, Henry, TEN at CIN 11/01 (18 att., 1 TD)
112, Wilson, SF at NE 10/25 (17 att., 3 TD)
112, Jacobs, LV vs. DEN 11/15 (21 att., 2 TD)
112, Mattison, MIN at SEA 10/11 (20 att., 0 TD)
111, Jones, TB vs. LAC 10/04 (20 att., 0 TD)
109, Conner, PIT vs. HOU 09/27 (18 att., 1 TD)
109, J. Robinson, JAX at GB 11/15 (23 att., 0 TD)
108, Jackson, BAL at PHI 10/18 (9 att., 1 TD)
108, Chubb, CLE vs. WAS 09/27 (19 att., 2 TD)
107, Gordon, DEN at NYJ 10/01 (23 att., 2 TD)
106, K. Murray, ARI vs. MIA 11/08 (11 att., 1 TD)
106, Jones, TB at CHI 10/08 (17 att., 0 TD)
106, Hurts, PHI vs. NO 12/13 (18 att., 0 TD)
106, Conner, PIT vs. DEN 09/20 (16 att., 1 TD)
105, Elliott, DAL vs. PHI 12/27 (19 att., 0 TD)
104, Johnson, NYJ vs. LV 12/06 (22 att., 1 TD)
104, Hunt, CLE vs. HOU 11/15 (19 att., 0 TD)
103, Elliott, DAL at MIN 11/22 (21 att., 0 TD)
103, Fournette, TB vs. CAR 09/20 (12 att., 2 TD)
103, Henry, TEN vs. IND 11/12 (19 att., 0 TD)
103, Montgomery, CHI at GB 11/29 (11 att., 0 TD)
102, Cook, MIN at TB 12/13 (22 att., 1 TD)

102, J. Robinson, JAX at TEN 09/20 (16 att., 1 TD)
102, Harris, NE at BUF 11/01 (16 att., 1 TD)
101, Conner, PIT vs. CLE 10/18 (20 att., 1 TD)
101, Lindsay, DEN at NE 10/18 (23 att., 0 TD)
101, Taylor, IND vs. MIN 09/20 (26 att., 1 TD)
101, Edwards, BAL vs. DAL 12/08 (7 att., 0 TD)
100, Harris, NE at KC 10/05 (17 att., 0 TD)
100, Drake, ARI vs. BUF 11/15 (16 att., 0 TD)

WEEK 16 / THROUGH MONDAY, DECEMBER 28, 2020

AFC / LEADING PASSERS

Player, Team	Att	Comp	Pct		Avg		Pct			Pct Rating	
			Comp	Yds	Gain	TD	TD	Long	Int	Int	Points
Watson, Hou.	505	354	70.1	4458	8.83	30	5.9	77t	6	1.2	112.1
Mahomes, K.C.	588	390	66.3	4740	8.06	38	6.5	75t	6	1.0	108.2
Tannehill, Ten.	454	297	65.4	3603	7.94	32	7.0	75t	7	1.5	106.7
Allen, Buf.	547	378	69.1	4320	7.90	34	6.2	55	9	1.6	106.4
Carr, L.V.	479	324	67.6	3732	7.79	25	5.2	85t	7	1.5	102.2
Jackson, Bal.	358	232	64.8	2644	7.39	23	6.4	47	8	2.2	99.0
Rivers, Ind.	517	353	68.3	4005	7.75	23	4.4	55	10	1.9	98.0
*Herbert, LA-C	564	374	66.3	4034	7.15	28	5.0	72t	10	1.8	96.3
Minshew, Jac.	327	216	66.1	2259	6.91	16	4.9	51	5	1.5	95.9
Mayfield, Cle.	459	288	62.7	3367	7.34	25	5.4	75t	8	1.7	95.8
Fitzpatrick, Mia.	267	183	68.5	2091	7.83	13	4.9	70	8	3.0	95.6
Roethlisberger, Pit.	608	399	65.6	3804	6.26	33	5.4	84t	10	1.6	94.1
*Tagovailoa, Mia.	232	151	65.1	1453	6.26	10	4.3	35	2	0.9	93.2
*Burrow, Cin.	404	264	65.3	2688	6.65	13	3.2	67	5	1.2	89.8
Newton, N.E.	338	221	65.4	2415	7.14	5	1.5	50	10	3.0	78.9
Lock, Den.	402	229	57.0	2594	6.45	14	3.5	61	15	3.7	72.5
Darnold, NY-J	330	194	58.8	1942	5.88	8	2.4	69t	9	2.7	72.3

AFC / LEADING PASSERS, RANKS

Player, Team	Att	Comp	Pct		Avg		Pct			Pct Rating	
			Comp	Yds	Gain	TD	TD	Long	Int	Int	Points
Watson, Hou.	6	5	1	2	1	5	5		4t	3	1
Mahomes, K.C.	2	2	6	1	2	1	2		4t	2	2
Tannehill, Ten.	9	8	10	8	3	4	1		6t	7	3
Allen, Buf.	4	3	2	3	4	2	4		11t	9	4
Carr, L.V.	7	7	5	7	6	7t	8		6t	5	5
Jackson, Bal.	12	11	14	11	8	9t	3		8t	13	6
Rivers, Ind.	5	6	4	5	7	9t	12		13t	12	7
*Herbert, LA-C	3	4	7	4	10	6	9		13t	11	8
Minshew, Jac.	15	14	8	14	12	11	10		2t	6	9
Mayfield, Cle.	8	9	15	9	9	7t	6		8t	10	10
Fitzpatrick, Mia.	16	16	3	15	5	13t	11		8t	16	11
Roethlisberger, Pit.	1	1	9	6	16	3	7		13t	8	12
*Tagovailoa, Mia.	17	17	13	17	15	15	13		1	1	13
*Burrow, Cin.	10	10	12	10	13	13t	15		2t	4	14
Newton, N.E.	13	13	11	13	11	18t	17		13t	15	15
Lock, Den.	11	12	17	12	14	12	14		17	17	16
Darnold, NY-J	14	15	16	16	17	16	16		11t	14	17

WEEK 16 / THROUGH MONDAY, DECEMBER 28, 2020

AFC / FOURTH-QUARTER PASSING LEADERS

Rank	Player, Team	Att	Comp	Comp%	Yards	YPA	TD	TD%	Int	Int%	Rating
1)	Watson, Hou.	139	99	71.2	1322	9.51	12	8.6	2	1.4	123.8
2)	Jackson, Bal.	66	45	68.2	532	8.06	5	7.6	0	0.0	117.7
3)	*Tagovailoa, Mia.	47	36	76.6	332	7.06	3	6.4	0	0.0	116.6
4)	Mahomes, K.C.	124	85	68.5	1017	8.20	11	8.9	2	1.6	116.2
5)	Allen, Buf.	114	80	70.2	1081	9.48	8	7.0	3	2.6	112.5
6)	Roethlisberger, Pit.	147	109	74.1	960	6.53	12	8.2	3	2.0	109.8
7)	Tannehill, Ten.	126	84	66.7	805	6.39	10	7.9	2	1.6	104.1
8)	*Burrow, Cin.	106	74	69.8	738	6.96	6	5.7	2	1.9	100.3
9)	Carr, L.V.	110	72	65.5	725	6.59	7	6.4	3	2.7	93.9
10)	Mayfield, Cle.	87	49	56.3	619	7.11	6	6.9	2	2.3	92.1
11)	Minshew, Jac.	125	75	60.0	789	6.31	7	5.6	2	1.6	90.4
12)	Newton, N.E.	94	62	66.0	680	7.23	1	1.1	1	1.1	86.3
13)	Rivers, Ind.	134	88	65.7	917	6.84	4	3.0	4	3.0	82.8
14)	*Herbert, LA-C	149	97	65.1	917	6.15	4	2.7	4	2.7	79.7
15)	Fitzpatrick, Mia.	78	51	65.4	578	7.41	3	3.8	4	5.1	78.9
16)	Lock, Den.	129	72	55.8	889	6.89	7	5.4	8	6.2	69.6
17)	Darnold, NY-J	77	42	54.5	330	4.29	1	1.3	2	2.6	58.9
18)	Flacco, NY-J	48	22	45.8	230	4.79	1	2.1	1	2.1	58.5
19)	Stidham, N.E.	39	20	51.3	228	5.85	2	5.1	3	7.7	54.2

AFC / THIRD-DOWN PASSING LEADERS

Rank	Player, Team	Att	Comp	Comp%	Yards	YPA	TD	TD%	Int	Int%	Rating
1)	Mahomes, K.C.	128	80	62.5	1139	8.90	11	8.6	1	0.8	116.6
2)	Carr, L.V.	128	82	64.1	1169	9.13	7	5.5	2	1.6	105.2
3)	*Herbert, LA-C	151	95	62.9	1127	7.46	14	9.3	6	4.0	100.0
4)	Allen, Buf.	107	72	67.3	803	7.50	5	4.7	2	1.9	97.2
5)	Jackson, Bal.	91	55	60.4	656	7.21	7	7.7	3	3.3	94.4
6)	Watson, Hou.	119	71	59.7	1002	8.42	5	4.2	2	1.7	93.9
7)	Rivers, Ind.	130	84	64.6	1021	7.85	6	4.6	5	3.8	88.0
8)	Tannehill, Ten.	119	67	56.3	660	5.55	7	5.9	2	1.7	84.7
9)	Roethlisberger, Pit.	166	104	62.7	1048	6.31	7	4.2	4	2.4	84.6
10)	*Burrow, Cin.	91	55	60.4	639	7.02	2	2.2	3	3.3	75.3
11)	Darnold, NY-J	106	57	53.8	641	6.05	6	5.7	4	3.8	75.2
12)	Newton, N.E.	79	52	65.8	478	6.05	2	2.5	3	3.8	74.8
13)	Mayfield, Cle.	119	64	53.8	702	5.90	6	5.0	4	3.4	74.3
14)	Lock, Den.	109	59	54.1	681	6.25	2	1.8	5	4.6	60.2

WEEK 16 / THROUGH MONDAY, DECEMBER 28, 2020

AFC / LEADING RUSHERS

Rank	Player, Team	Att	Yards	Avg	Long	TD
1)	Henry, Ten.	344	1777	5.2	94t	15
2)	*J. Robinson, Jac.	240	1070	4.5	47	7
3)	Jacobs, L.V.	258	976	3.8	24	10
4)	Chubb, Cle.	176	959	5.4	59	11
5)	*Taylor, Ind.	202	916	4.5	62t	9
6)	Jackson, Bal. (QB)	148	908	6.1	50t	7
7)	Gordon, Den.	189	893	4.7	65	8
8)	Hunt, Cle.	188	804	4.3	33	6
9)	*Edwards-Helaire, K.C.	181	803	4.4	31	4
10)	Harris, N.E.	137	691	5.0	41	2
11)	Conner, Pit.	160	683	4.3	59	6
12)	Singleton, Buf.	153	680	4.4	51t	2
13)	Edwards, Bal.	132	663	5.0	36	6
14)	Gore, NY-J	187	653	3.5	17	2
15)	*Dobbins, Bal.	121	645	5.3	44	7
16)	Da. Johnson, Hou.	133	607	4.6	48	5
17)	Gaskin, Mia.	135	564	4.2	26	2
18)	Newton, N.E. (QB)	126	513	4.1	38	12
19)	Ekeler, LA-C	109	512	4.7	27	1
20)	Lindsay, Den.	118	502	4.3	55t	1
21)	*Moss, Buf.	109	473	4.3	31	4
22)	Watson, Hou. (QB)	87	432	5.0	16	3
23)	Mixon, Cin.	119	428	3.6	34t	3
24)	Allen, Buf. (QB)	100	418	4.2	24t	8
25)	Bernard, Cin.	121	409	3.4	15	3
26)	Booker, L.V.	88	407	4.6	43	3
27)	Michel, N.E.	63	373	5.9	48	1
28)	Hines, Ind.	87	363	4.2	31	3
29)	Snell, Pit.	108	358	3.3	30	4
30)	*Kelley, LA-C	111	354	3.2	33	2
31)	Bell, NY-J-K.C.	82	328	4.0	16	2
32t)	Mahomes, K.C. (QB)	62	308	5.0	24	2
32t)	Wilkins, Ind.	84	308	3.7	22	1
34)	*Ahmed, Mia.	69	290	4.2	31	2
35)	Burkhead, N.E.	67	274	4.1	18	3
36)	Ballage, NY-J-LA-C	78	267	3.4	17	2
37)	Ingram, Bal.	63	260	4.1	30t	2
38)	Breida, Mia.	59	254	4.3	24	0
39)	Perine, Cin.	54	250	4.6	46t	3
40)	Du. Johnson, Hou.	77	235	3.1	23	1
41)	*Perine, NY-J	64	232	3.6	20	2
42)	Tannehill, Ten. (QB)	36	228	6.3	45t	5
43)	*Herbert, LA-C (QB)	49	225	4.6	31	4
44)	Darnold, NY-J (QB)	36	214	5.9	46t	2
45)	Johnson, Det.-NY-J	43	209	4.9	34	1
46)	McNichols, Ten.	47	204	4.3	20	1
47)	Jackson, LA-C	50	198	4.0	36	0
48)	Darre. Williams, K.C.	39	169	4.3	13t	1
49)	D. Johnson, Cle.	33	166	5.0	28	0
50t)	Lock, Den. (QB)	42	153	3.6	16	3
50t)	Minshew, Jac. (QB)	29	153	5.3	16	1

WEEK 16 / THROUGH MONDAY, DECEMBER 28, 2020

AFC / THIRD-AND-ONE RUSHING LEADERS

Rank	Player, Team	Att	FD	Pct
1t)	Chubb, Cle.	6	6	100.0
1t)	Brissett, Ind.	4	4	100.0
1t)	*Burrow, Cin.	4	4	100.0
1t)	Lock, Den.	4	4	100.0
1t)	Yeldon, Buf.	4	4	100.0
6)	Edwards, Bal.	13	12	92.3
7)	Newton, N.E.	12	11	91.7
8)	Hunt, Cle.	7	6	85.7
9t)	Bernard, Cin.	5	4	80.0
9t)	Tannehill, Ten.	5	4	80.0
9t)	Watson, Hou.	5	4	80.0
12)	Henry, Ten.	14	11	78.6
13)	*Moss, Buf.	9	7	77.8
14)	Conner, Pit.	7	5	71.4
15t)	Snell, Pit.	12	8	66.7
15t)	Da. Johnson, Hou.	9	6	66.7
15t)	*J. Robinson, Jac.	9	6	66.7
15t)	Gordon, Den.	6	4	66.7
19)	Ballage, NY-J-LA-C	8	5	62.5
20)	*Kelley, LA-C	10	6	60.0
21)	Allen, Buf.	10	5	50.0
22)	Jacobs, L.V.	9	4	44.4

WEEK 16 / THROUGH MONDAY, DECEMBER 28, 2020

AFC / LEADERS IN RECEPTIONS

Rank	Player, Team	Rec	Yards	Avg	Long	TD
1)	Diggs, Buf.	120	1459	12.2	55	8
2)	Kelce, K.C. (TE)	105	1416	13.5	45	11
3)	Allen, LA-C	100	992	9.9	28	8
4)	Waller, L.V. (TE)	98	1079	11.0	38t	8
5)	Smith-Schuster, Pit.	91	766	8.4	31t	8
6)	T. Hill, K.C.	87	1276	14.7	75t	15
7)	D. Johnson, Pit.	85	828	9.7	46	7
8)	Beasley, Buf.	82	967	11.8	35	4
9)	Boyd, Cin.	78	840	10.8	72t	4
10)	Cooks, Hou.	70	984	14.1	57t	4
11t)	*Higgins, Cin.	67	908	13.6	67	6
11t)	Landry, Cle.	67	789	11.8	32	3
13t)	C. Davis, Ten.	60	945	15.8	75t	5
13t)	A. Brown, Ten.	60	924	15.4	73t	10
13t)	Henry, LA-C (TE)	60	613	10.2	33	4
16t)	Fant, Den. (TE)	58	625	10.8	37	3
16t)	Hines, Ind. (RB)	58	432	7.4	29t	4
18)	*Claypool, Pit.	57	772	13.5	84t	8
19t)	Parker, Mia.	56	677	12.1	28	4
19t)	Ebron, Pit. (TE)	56	558	10.0	27	5
21)	Crowder, NY-J	55	668	12.1	69t	6
22)	Andrews, Bal. (TE)	54	674	12.5	39	7
23t)	Fuller, Hou.	53	879	16.6	77t	8
23t)	Hilton, Ind.	53	735	13.9	50	4
23t)	M. Brown, Bal.	53	728	13.7	70t	6
23t)	Chark, Jac.	53	706	13.3	73t	5
23t)	Meyers, N.E.	53	661	12.5	35	0
23t)	Renfrow, L.V.	53	632	11.9	53	2
29t)	Cole, Jac.	52	619	11.9	51	5
29t)	*Shenault, Jac.	52	532	10.2	36	3
31t)	Patrick, Den.	49	696	14.2	61	6
31t)	*J. Robinson, Jac. (RB)	49	344	7.0	28	3
33t)	Gesicki, Mia. (TE)	48	656	13.7	70	6
33t)	Ekeler, LA-C (RB)	48	370	7.7	28	1
35t)	Agholor, L.V.	47	839	17.9	85t	8
35t)	*Jeudy, Den.	47	716	15.2	48t	2
35t)	Green, Cin.	47	523	11.1	33	2
35t)	Bernard, Cin. (RB)	47	355	7.6	42	3
39)	Byrd, N.E.	46	597	13.0	42t	1
40)	White, N.E. (RB)	45	344	7.6	34	0
41t)	Williams, LA-C	42	648	15.4	64t	4
41t)	Pascal, Ind.	42	588	14.0	42t	5
41t)	Hooper, Cle. (TE)	42	398	9.5	36	3
44)	J. Smith, Ten. (TE)	40	440	11.0	63	8
45t)	Hardman, K.C.	39	535	13.7	49t	4
45t)	Robinson, K.C.	39	408	10.5	28	3
47t)	*Pittman, Ind.	38	475	12.5	45t	1
47t)	Cobb, Hou.	38	441	11.6	34	3
47t)	Sample, Cin. (TE)	38	334	8.8	23	1
50t)	Watkins, K.C.	37	421	11.4	37	2
50t)	Firkser, Ten. (TE)	37	369	10.0	45	1
50t)	Gaskin, Mia. (RB)	37	331	8.9	59t	2
50t)	Hunt, Cle. (RB)	37	300	8.1	26	5
50t)	Singletary, Buf. (RB)	37	263	7.1	34	0

WEEK 16 / THROUGH MONDAY, DECEMBER 28, 2020**AFC / RECEIVING YARDAGE LEADERS**

Rank	Player, Team	Yards	Rec	Avg	Long	TD
1)	Diggs, Buf.	1459	120	12.2	55	8
2)	Kelce, K.C. (TE)	1416	105	13.5	45	11
3)	T. Hill, K.C.	1276	87	14.7	75t	15
4)	Waller, L.V. (TE)	1079	98	11.0	38t	8
5)	Allen, LA-C	992	100	9.9	28	8
6)	Cooks, Hou.	984	70	14.1	57t	4
7)	Beasley, Buf.	967	82	11.8	35	4
8)	C. Davis, Ten.	945	60	15.8	75t	5
9)	A. Brown, Ten.	924	60	15.4	73t	10
10)	*Higgins, Cin.	908	67	13.6	67	6
11)	Fuller, Hou.	879	53	16.6	77t	8
12)	Boyd, Cin.	840	78	10.8	72t	4
13)	Agholor, L.V.	839	47	17.9	85t	8
14)	D. Johnson, Pit.	828	85	9.7	46	7
15)	Landry, Cle.	789	67	11.8	32	3
16)	*Claypool, Pit.	772	57	13.5	84t	8
17)	Smith-Schuster, Pit.	766	91	8.4	31t	8
18)	Hilton, Ind.	735	53	13.9	50	4
19)	M. Brown, Bal.	728	53	13.7	70t	6
20)	*Jeudy, Den.	716	47	15.2	48t	2
21)	Chark, Jac.	706	53	13.3	73t	5
22)	Patrick, Den.	696	49	14.2	61	6
23)	Parker, Mia.	677	56	12.1	28	4
24)	Andrews, Bal. (TE)	674	54	12.5	39	7
25)	Crowder, NY-J	668	55	12.1	69t	6
26)	Meyers, N.E.	661	53	12.5	35	0
27)	Gesicki, Mia. (TE)	656	48	13.7	70	6
28)	Williams, LA-C	648	42	15.4	64t	4
29)	Renfrow, L.V.	632	53	11.9	53	2
30)	Fant, Den. (TE)	625	58	10.8	37	3
31)	Cole, Jac.	619	52	11.9	51	5
32)	Henry, LA-C (TE)	613	60	10.2	33	4
33)	Byrd, N.E.	597	46	13.0	42t	1
34)	Pascal, Ind.	588	42	14.0	42t	5
35)	Ebron, Pit. (TE)	558	56	10.0	27	5
36)	Higgins, Cle.	544	35	15.5	43	4
37)	Hardman, K.C.	535	39	13.7	49t	4
38)	*Shenault, Jac.	532	52	10.2	36	3
39)	Green, Cin.	523	47	11.1	33	2
40)	Guyton, LA-C	511	28	18.3	72t	3
41)	*Davis, Buf.	492	33	14.9	44	6
42)	*Pittman, Ind.	475	38	12.5	45t	1
43)	Cobb, Hou.	441	38	11.6	34	3
44)	J. Smith, Ten. (TE)	440	40	11.0	63	8
45t)	Hines, Ind. (RB)	432	58	7.4	29t	4
45t)	Snead, Bal.	432	33	13.1	34	3
47t)	Perriman, NY-J	421	27	15.6	50t	3
47t)	Watkins, K.C.	421	37	11.4	37	2
49)	*Ruggs III, L.V.	414	23	18.0	72t	2
50)	Robinson, K.C.	408	39	10.5	28	3

WEEK 16 / THROUGH MONDAY, DECEMBER 28, 2020

AFC / THIRD-DOWN RECEIVING LEADERS

Rank	Player, Team	Rec	Yards	Avg	Long	TD
1)	Allen, LA-C	33	353	10.7	28	6
2)	Smith-Schuster, Pit.	29	227	7.8	21	3
3)	Diggs, Buf.	27	273	10.1	23	1
4t)	Kelce, K.C. (TE)	25	394	15.8	44	2
4t)	Waller, L.V. (TE)	25	306	12.2	29	0
6)	D. Johnson, Pit.	21	166	7.9	20	1
7t)	*Claypool, Pit.	19	312	16.4	37	2
7t)	T. Hill, K.C.	19	291	15.3	44t	5
7t)	Crowder, NY-J	19	282	14.8	69t	4
7t)	Boyd, Cin.	19	264	13.9	72t	3
11)	Henry, LA-C (TE)	18	173	9.6	19	2
12t)	Renfrow, L.V.	17	253	14.9	53	1
12t)	*Shenault, Jac.	17	184	10.8	36	1
12t)	Beasley, Buf.	17	183	10.8	27	1
12t)	Firkser, Ten. (TE)	17	139	8.2	20	0
16t)	Andrews, Bal. (TE)	16	250	15.6	39	3
16t)	*Jeudy, Den.	16	246	15.4	43	1
16t)	Ebron, Pit. (TE)	16	164	10.3	22	1
16t)	Meyers, N.E.	16	137	8.6	19	0
16t)	White, N.E. (RB)	16	113	7.1	21	0
21t)	Williams, LA-C	15	293	19.5	64t	2
21t)	Patrick, Den.	15	232	15.5	40	2
21t)	Hilton, Ind.	15	189	12.6	21t	2
21t)	Fant, Den. (TE)	15	156	10.4	37	0
25t)	*Higgins, Cin.	14	238	17.0	67	0
25t)	A. Brown, Ten.	14	184	13.1	40t	3
25t)	*Pittman, Ind.	14	177	12.6	30	0
25t)	Green, Cin.	14	157	11.2	22	1
25t)	Landry, Cle.	14	149	10.6	20	0
25t)	Eifert, Jac. (TE)	14	122	8.7	19t	1
31t)	Agholor, L.V.	13	239	18.4	45t	2
31t)	Snead, Bal.	13	132	10.2	19t	1
33t)	Fuller, Hou.	12	195	16.3	77t	2
33t)	Cooks, Hou.	12	160	13.3	26	0
33t)	C. Davis, Ten.	12	134	11.2	27	1
36t)	Byrd, N.E.	11	151	13.7	30	0
36t)	Cole, Jac.	11	145	13.2	51	3
36t)	Parker, Mia.	11	122	11.1	23	2
36t)	Berrios, NY-J	11	114	10.4	34	0
36t)	Bernard, Cin. (RB)	11	101	9.2	42	0
36t)	Hooper, Cle. (TE)	11	101	9.2	17	1
36t)	Grant, Mia.	11	90	8.2	18	1
36t)	Ekeler, LA-C (RB)	11	87	7.9	16	1
44t)	Pascal, Ind.	10	200	20.0	36	1
44t)	Guyton, LA-C	10	196	19.6	72t	2
44t)	M. Brown, Bal.	10	116	11.6	30	1
44t)	*Hamler, Den.	10	103	10.3	21	0
44t)	Hunt, Cle. (RB)	10	86	8.6	26	2
49t)	Chark, Jac.	9	192	21.3	73t	1
49t)	Brown, Buf.	9	167	18.6	46t	1
49t)	Ford, Mia.-N.E.-Mia.	9	90	10.0	16	0
49t)	Da. Johnson, Hou. (RB)	9	86	9.6	31	1
49t)	Thompson, Jac. (RB)	9	64	7.1	15	1

WEEK 16 / THROUGH MONDAY, DECEMBER 28, 2020

AFC / LEADING SCORERS, NONKICKERS

Rank	Player, Team	TD	Rush	Rec	Ret	X2	Pts
1)	T. Hill, K.C. (WR)	17	2	15	0	0	102
2)	Henry, Ten. (RB)	15	15	0	0	1	92
3)	Newton, N.E. (QB)	12	12	0	0	0	72
4)	Kelce, K.C. (TE)	11	0	11	0	1	68
5t)	A. Brown, Ten. (WR)	11	0	10	1	0	66
5t)	Chubb, Cle. (RB)	11	11	0	0	0	66
5t)	Hunt, Cle. (RB)	11	6	5	0	0	66
8)	*J. Robinson, Jac. (RB)	10	7	3	0	1	62
9t)	*Claypool, Pit. (WR)	10	2	8	0	0	60
9t)	Jacobs, L.V. (RB)	10	10	0	0	0	60
9t)	*Taylor, Ind. (RB)	10	9	1	0	0	60
12t)	Allen, Buf. (QB)	9	8	1	0	0	54
12t)	Gordon, Den. (RB)	9	8	1	0	0	54
12t)	J. Smith, Ten. (TE)	9	1	8	0	0	54
15t)	Allen, LA-C (WR)	8	0	8	0	1	50
15t)	Smith-Schuster, Pit. (WR)	8	0	8	0	1	50
17t)	Agholor, L.V. (WR)	8	0	8	0	0	48
17t)	Diggs, Buf. (WR)	8	0	8	0	0	48
17t)	Fuller, Hou. (WR)	8	0	8	0	0	48
17t)	Waller, L.V. (TE)	8	0	8	0	0	48
21)	*Dobbins, Bal. (RB)	7	7	0	0	2	46
22)	Hines, Ind. (RB)	7	3	4	0	1	44
23t)	Andrews, Bal. (TE)	7	0	7	0	0	42
23t)	Jackson, Bal. (QB)	7	7	0	0	0	42
23t)	Da. Johnson, Hou. (RB)	7	5	2	0	0	42
23t)	D. Johnson, Pit. (WR)	7	0	7	0	0	42
27t)	Bernard, Cin. (RB)	6	3	3	0	0	36
27t)	M. Brown, Bal. (WR)	6	0	6	0	0	36
27t)	Burkhead, N.E. (RB)	6	3	3	0	0	36
27t)	Cole, Jac. (WR)	6	0	5	1	0	36
27t)	Conner, Pit. (RB)	6	6	0	0	0	36
27t)	Crowder, NY-J (WR)	6	0	6	0	0	36
27t)	*Davis, Buf. (WR)	6	0	6	0	0	36
27t)	Edwards, Bal. (RB)	6	6	0	0	0	36
27t)	Gesicki, Mia. (TE)	6	0	6	0	0	36
27t)	*Higgins, Cin. (WR)	6	0	6	0	0	36
27t)	Patrick, Den. (WR)	6	0	6	0	0	36
38)	Tannehill, Ten. (QB)	5	5	0	0	2	34
39t)	Ebron, Pit. (TE)	5	0	5	0	1	32
39t)	Hardman, K.C. (WR)	5	0	4	1	1	32
41t)	Burton, Ind. (TE)	5	2	3	0	0	30
41t)	Chark, Jac. (WR)	5	0	5	0	0	30
41t)	C. Davis, Ten. (WR)	5	0	5	0	0	30
41t)	*Edwards-Helaire, K.C. (RB)	5	4	1	0	0	30
41t)	*Moss, Buf. (RB)	5	4	1	0	0	30
41t)	Pascal, Ind. (WR)	5	0	5	0	0	30
41t)	Washington, Pit. (WR)	5	0	5	0	0	30
48)	Williams, Mia. (WR)	4	0	4	0	2	28
49t)	Beasley, Buf. (WR)	4	0	4	0	0	24
49t)	Beckham, Cle. (WR)	4	1	3	0	0	24
49t)	Boyd, Cin. (WR)	4	0	4	0	0	24
49t)	Cooks, Hou. (WR)	4	0	4	0	0	24
49t)	Fells, Hou. (TE)	4	0	4	0	0	24
49t)	Gaskin, Mia. (RB)	4	2	2	0	0	24
49t)	Henry, LA-C (TE)	4	0	4	0	0	24
49t)	*Herbert, LA-C (QB)	4	4	0	0	0	24
49t)	Higgins, Cle. (WR)	4	0	4	0	0	24
49t)	Hilton, Ind. (WR)	4	0	4	0	0	24
49t)	Mixon, Cin. (RB)	4	3	1	0	0	24
49t)	Parker, Mia. (WR)	4	0	4	0	0	24
49t)	Snell, Pit. (RB)	4	4	0	0	0	24
49t)	Williams, LA-C (WR)	4	0	4	0	0	24

WEEK 16 / THROUGH MONDAY, DECEMBER 28, 2020**AFC / LEADING SCORERS, KICKERS**

Rank	Player, Team	PAT	FG	Pct	Long	Pts
1)	Carlson, L.V.	42/44	32/34	.941	54	138
2)	Sanders, Mia.	34/34	34/37	.919	56	136
3)	*Bass, Buf.	49/51	28/34	.824	58	133
4)	*Blankenship, Ind.	41/43	30/33	.909	53	131
5)	Tucker, Bal.	47/48	25/28	.893	55	122
6)	Butker, K.C.	45/51	25/27	.926	58	120
7t)	Badgley, LA-C	32/35	24/33	.727	53	104
7t)	Fairbairn, Hou.	35/37	23/27	.852	54	104
7t)	Folk, N.E.	26/29	26/28	.929	51	104
10)	Gostkowski, Ten.	46/48	18/26	.692	55	100
11)	McManus, Den.	22/25	25/28	.893	58	97
12)	Parkey, Cle.	40/44	18/21	.857	46	94
13)	Boswell, Pit.	34/38	19/20	.950	59	91
14)	Bullock, Cin.	24/25	21/26	.808	55	87
15)	Ficken, NY-J	12/15	13/15	.867	54	51
16)	*Sloman, LA-R-Ten.	18/21	8/11	.727	42	42
17)	Rosas, Jac.	7/ 7	8/11	.727	54	31
18)	Castillo, NY-J	6/ 7	8/13	.615	55	30
19t)	Lambo, Jac.	8/10	5/ 5	1.000	59	23
19t)	Seibert, Cle.-Cin.	8/ 9	5/ 8	.625	48	23
21)	McLaughlin, ALL totals	3/ 4	4/ 5	.800	52	15
22)	Wright, Pit.	6/ 6	1/ 1	1.000	37	9
23)	Brown, Jac.	1/ 1	1/ 2	.500	31	4
24)	Hauschka, Jac.	2/ 2	0/ 2	.000	--	2
25)	Russolino, Den.	1/ 3	0/ 1	.000	--	1
26)	Gillan, Cle.	0/ 0	0/ 1	.000	--	0

AFC / TOUCHBACKS ON KICKOFFS

Rank	Player, Team	TB
1)	Butker, K.C.	69
2)	*Bass, Buf.	62
3)	Sanders, Mia.	61
4)	Tucker, Bal.	60
5)	Carlson, L.V.	56
6)	Gostkowski, Ten.	51
7)	Long, LA-C	49
8)	McManus, Den.	47
9t)	Boswell, Pit.	44
9t)	Fairbairn, Hou.	44
11)	Bullock, Cin.	43
12)	Parkey, Cle.	42
13)	Bailey, N.E.	40
14)	Sanchez, Ind.	31
15)	Cooke, Jac.	25
16)	*Sloman, LA-R-Ten.	22
17)	Ficken, NY-J	18
18)	*Mann, NY-J	16
19)	Rosas, Jac.	13
20t)	*Blankenship, Ind.	11
20t)	Seibert, Cle.-Cin.	11
22)	Lambo, Jac.	2
23)	Wright, Pit.	1

WEEK 16 / THROUGH MONDAY, DECEMBER 28, 2020

AFC / MOST YARDS FROM SCRIMMAGE

Rank	Player, Team	Yards	Total			Rushing			Receiving		
			Att+Rec	Avg	Yards	Att	Avg	Yards	Rec	Avg	
1)	Henry, Ten. (RB)	1891	363	5.2	1777	344	5.2	114	19	6.0	
2)	Diggs, Buf. (WR)	1460	121	12.1	1	1	1.0	1459	120	12.2	
3)	Kelce, K.C. (TE)	1416	105	13.5	0	0	---	1416	105	13.5	
4)	*J. Robinson, Jac. (RB)	1414	289	4.9	1070	240	4.5	344	49	7.0	
5)	T. Hill, K.C. (WR)	1399	100	14.0	123	13	9.5	1276	87	14.7	
6t)	Jacobs, L.V. (RB)	1214	291	4.2	976	258	3.8	238	33	7.2	
6t)	*Taylor, Ind. (RB)	1214	237	5.1	916	202	4.5	298	35	8.5	
8)	Chubb, Cle. (RB)	1109	192	5.8	959	176	5.4	150	16	9.4	
9)	Hunt, Cle. (RB)	1104	225	4.9	804	188	4.3	300	37	8.1	
10)	*Edwards-Helaire, K.C. (RB)	1100	217	5.1	803	181	4.4	297	36	8.3	
11)	Waller, L.V. (TE)	1079	98	11.0	0	0	---	1079	98	11.0	
12)	Gordon, Den. (RB)	1034	217	4.8	893	189	4.7	141	28	5.0	
13)	Allen, LA-C (WR)	991	101	9.8	-1	1	-1.0	992	100	9.9	
14)	Cooks, Hou. (WR)	984	70	14.1	0	0	---	984	70	14.1	
15)	Beasley, Buf. (WR)	967	82	11.8	0	0	---	967	82	11.8	
16)	C. Davis, Ten. (WR)	945	60	15.8	0	0	---	945	60	15.8	
17)	Singletary, Buf. (RB)	943	190	5.0	680	153	4.4	263	37	7.1	
18)	*Higgins, Cin. (WR)	936	72	13.0	28	5	5.6	908	67	13.6	
19)	A. Brown, Ten. (WR)	924	60	15.4	0	0	---	924	60	15.4	
20)	Jackson, Bal. (QB)	908	148	6.1	908	148	6.1	0	0	---	
21)	Gaskin, Mia. (RB)	895	172	5.2	564	135	4.2	331	37	8.9	
22)	Da. Johnson, Hou. (RB)	885	163	5.4	607	133	4.6	278	30	9.3	
23)	Ekeler, LA-C (RB)	882	157	5.6	512	109	4.7	370	48	7.7	
24)	Fuller, Hou. (WR)	879	54	16.3	0	1	0.0	879	53	16.6	
25)	Boyd, Cin. (WR)	878	82	10.7	38	4	9.5	840	78	10.8	
26)	Conner, Pit. (RB)	873	190	4.6	683	160	4.3	190	30	6.3	
27)	D. Johnson, Pit. (WR)	843	88	9.6	15	3	5.0	828	85	9.7	
28)	Agholor, L.V. (WR)	839	47	17.9	0	0	---	839	47	17.9	
29)	Landry, Cle. (WR)	796	70	11.4	7	3	2.3	789	67	11.8	
30)	Hines, Ind. (RB)	795	145	5.5	363	87	4.2	432	58	7.4	
31)	*Claypool, Pit. (WR)	788	67	11.8	16	10	1.6	772	57	13.5	
32)	Edwards, Bal. (RB)	782	140	5.6	663	132	5.0	119	8	14.9	
33)	Smith-Schuster, Pit. (WR)	766	91	8.4	0	0	---	766	91	8.4	
34)	*Dobbins, Bal. (RB)	765	139	5.5	645	121	5.3	120	18	6.7	
35)	Bernard, Cin. (RB)	764	168	4.5	409	121	3.4	355	47	7.6	
36)	Harris, N.E. (RB)	743	142	5.2	691	137	5.0	52	5	10.4	
37)	Gore, NY-J (RB)	742	203	3.7	653	187	3.5	89	16	5.6	
38)	Hilton, Ind. (WR)	735	53	13.9	0	0	---	735	53	13.9	
39)	M. Brown, Bal. (WR)	729	54	13.5	1	1	1.0	728	53	13.7	
40)	*Jeudy, Den. (WR)	716	47	15.2	0	0	---	716	47	15.2	
41)	Chark, Jac. (WR)	706	53	13.3	0	0	---	706	53	13.3	
42)	Patrick, Den. (WR)	696	49	14.2	0	0	---	696	49	14.2	
43)	Crowder, NY-J (WR)	682	56	12.2	14	1	14.0	668	55	12.1	
44)	Parker, Mia. (WR)	677	56	12.1	0	0	---	677	56	12.1	
45)	Andrews, Bal. (TE)	674	54	12.5	0	0	---	674	54	12.5	
46)	Meyers, N.E. (WR)	663	54	12.3	2	1	2.0	661	53	12.5	
47)	Gesicki, Mia. (TE)	656	48	13.7	0	0	---	656	48	13.7	
48)	Williams, LA-C (WR)	649	43	15.1	1	1	1.0	648	42	15.4	
49)	Renfrow, L.V. (WR)	632	53	11.9	0	0	---	632	53	11.9	
50t)	Fant, Den. (TE)	625	58	10.8	0	0	---	625	58	10.8	
50t)	*Shenault, Jac. (WR)	625	69	9.1	93	17	5.5	532	52	10.2	

WEEK 16 / THROUGH MONDAY, DECEMBER 28, 2020**AFC / LEADERS IN FIRST DOWNS**

Rank	Player, Team	Rush	Rec	Tot
1)	Henry, Ten. (RB)	86	4	90
2)	Kelce, K.C. (TE)	0	79	79
3)	*Taylor, Ind. (RB)	59	12	71
4t)	Diggs, Buf. (WR)	0	69	69
4t)	*J. Robinson, Jac. (RB)	54	15	69
6t)	Jacobs, L.V. (RB)	55	9	64
6t)	Waller, L.V. (TE)	0	64	64
8)	Hunt, Cle. (RB)	44	19	63
9)	T. Hill, K.C. (WR)	5	57	62
10)	Allen, LA-C (WR)	0	61	61
11)	Chubb, Cle. (RB)	52	6	58
12t)	Beasley, Buf. (WR)	0	53	53
12t)	*Higgins, Cin. (WR)	1	52	53
14t)	*Edwards-Helaire, K.C. (RB)	39	12	51
14t)	Newton, N.E. (QB)	50	1	51
16t)	Conner, Pit. (RB)	40	10	50
16t)	Jackson, Bal. (QB)	50	0	50
18)	Gordon, Den. (RB)	43	6	49
19)	A. Brown, Ten. (WR)	0	48	48
20t)	C. Davis, Ten. (WR)	0	47	47
20t)	Da. Johnson, Hou. (RB)	32	15	47
20t)	Singletary, Buf. (RB)	40	7	47
23t)	Cooks, Hou. (WR)	0	45	45
23t)	Hines, Ind. (RB)	23	22	45
23t)	Landry, Cle. (WR)	2	43	45
26t)	Boyd, Cin. (WR)	1	43	44
26t)	Smith-Schuster, Pit. (WR)	0	44	44
28)	Edwards, Bal. (RB)	39	4	43
29t)	Ekeler, LA-C (RB)	25	17	42
29t)	D. Johnson, Pit. (WR)	0	42	42
31)	*Claypool, Pit. (WR)	4	36	40
32t)	Allen, Buf. (QB)	38	1	39
32t)	Hilton, Ind. (WR)	0	39	39
32t)	Parker, Mia. (WR)	0	39	39
35t)	Bernard, Cin. (RB)	23	15	38
35t)	*Dobbins, Bal. (RB)	34	4	38
35t)	Fuller, Hou. (WR)	0	38	38
38t)	Andrews, Bal. (TE)	0	37	37
38t)	Chark, Jac. (WR)	0	37	37
40)	Agholor, L.V. (WR)	0	36	36
41t)	Gaskin, Mia. (RB)	26	9	35
41t)	Gore, NY-J (RB)	32	3	35
41t)	Henry, LA-C (TE)	0	35	35
41t)	*Jeudy, Den. (WR)	0	35	35
41t)	*Shenault, Jac. (WR)	6	29	35
46t)	Gesicki, Mia. (TE)	0	34	34
46t)	Green, Cin. (WR)	0	34	34
46t)	Harris, N.E. (RB)	30	4	34
46t)	*Moss, Buf. (RB)	30	4	34
50t)	Cole, Jac. (WR)	0	32	32
50t)	Fant, Den. (TE)	0	32	32
50t)	Meyers, N.E. (WR)	0	32	32

WEEK 16 / THROUGH MONDAY, DECEMBER 28, 2020**AFC / LEADING PUNTERS**

Rank	Player, Team	No	Yards	Lg	Avg	TB	Blk	Dwn	OB	Opp Ret	In	Net
1)	Bailey, N.E.	49	2406	71	49.1	3	0	14	5	12	71	28 46.4
2)	Cooke, Jac.	49	2334	67	47.6	5	0	13	6	17	108	18 43.4
3)	Martin, Den.	61	2872	69	47.1	4	1	4	13	27	205	18 41.7
4)	Huber, Cin.	64	3011	70	47.0	6	0	13	3	27	160	18 42.7
5)	Long, LA-C	55	2582	63	46.9	3	3	3	5	36	564	10 33.8
6)	Sanchez, Ind.	38	1767	60	46.5	3	1	6	3	17	125	17 40.6
7)	Anger, Hou.	53	2463	67	46.5	6	0	4	4	19	128	18 41.8
8)	Berry, Pit.	54	2479	62	45.9	3	0	4	7	19	238	21 40.4
9)	*T. Townsend, K.C.	50	2257	67	45.1	6	0	4	8	15	119	20 40.4
10)	Haack, Mia.	63	2822	63	44.8	2	0	13	4	23	213	24 40.8
11)	Koch, Bal.	51	2268	59	44.5	1	0	5	8	17	82	22 42.5
12)	*Mann, NY-J	77	3411	60	44.3	5	0	8	9	35	410	18 37.7
13)	Gillan, Cle.	48	2105	59	43.9	3	0	4	3	24	226	13 37.9
14)	Cole, L.V.	40	1740	63	43.5	2	0	5	6	12	101	18 40.0

AFC / LEADING PUNTERS, NET AVERAGE

Rank	Player, Team	No	Yards	Lg	Avg	TB	Blk	Dwn	OB	Opp Ret	In	Net
1)	Bailey, N.E.	49	2406	71	49.1	3	0	14	5	12	71	28 46.4
2)	Cooke, Jac.	49	2334	67	47.6	5	0	13	6	17	108	18 43.4
3)	Huber, Cin.	64	3011	70	47.0	6	0	13	3	27	160	18 42.7
4)	Koch, Bal.	51	2268	59	44.5	1	0	5	8	17	82	22 42.5
5)	Anger, Hou.	53	2463	67	46.5	6	0	4	4	19	128	18 41.8
6)	Martin, Den.	61	2872	69	47.1	4	1	4	13	27	205	18 41.7
7)	Haack, Mia.	63	2822	63	44.8	2	0	13	4	23	213	24 40.8
8)	Sanchez, Ind.	38	1767	60	46.5	3	1	6	3	17	125	17 40.6
9)	Berry, Pit.	54	2479	62	45.9	3	0	4	7	19	238	21 40.4
10)	*T. Townsend, K.C.	50	2257	67	45.1	6	0	4	8	15	119	20 40.4
11)	Cole, L.V.	40	1740	63	43.5	2	0	5	6	12	101	18 40.0
12)	Gillan, Cle.	48	2105	59	43.9	3	0	4	3	24	226	13 37.9
13)	*Mann, NY-J	77	3411	60	44.3	5	0	8	9	35	410	18 37.7
14)	Long, LA-C	55	2582	63	46.9	3	3	3	5	36	564	10 33.8

AFC / PUNT RETURN LEADERS

Rank	Player, Team	Ret	FC	Yards	Avg	Long	TD
1)	Grant, Mia.	29	8	330	11.4	88t	1
2)	Renfrow, L.V.	22	10	244	11.1	32	0
3)	McCloud, Pit.	28	18	295	10.5	57	0
4)	Hines, Ind.	26	11	260	10.0	26	0
5)	Roberts, Buf.	29	12	286	9.9	38	0
6)	Erickson, Cin.	21	20	206	9.8	29	0
7)	Raymond, Ten.	23	10	208	9.0	40	0
8)	*Proche, Bal.	23	16	198	8.6	20	0
9)	Hardman, K.C.	24	13	176	7.3	67t	1

AFC / KICKOFF RETURN LEADERS

Rank	Player, Team	Ret	Yards	Avg	Long	TD
1)	Roberts, Buf.	32	961	30.0	60	0
2)	*Rodgers, Ind.	24	692	28.8	101t	1
3)	*Duvernay, Bal.	21	578	27.5	93t	1
4)	B. Wilson, Cin.	22	595	27.0	103t	1
5)	Ballentine, NY-G-NY-J	19	463	24.4	66	0
6)	McCloud, Pit.	26	593	22.8	49	0
7)	*Reed, LA-C	21	435	20.7	46	0

WEEK 16 / THROUGH MONDAY, DECEMBER 28, 2020

AFC / LEADERS IN INTERCEPTIONS

Rank	Player, Team	Int	Yards	Avg	Long	TD
1)	X. Howard, Mia.	9	71	7.9	29	0
2)	J. Jackson, N.E.	8	63	7.9	30	0
3)	Mathieu, K.C.	6	70	11.7	25t	1
4t)	Butler, Ten.	4	111	27.8	68	0
4t)	Simmons, Den.	4	83	20.8	46	0
4t)	Fitzpatrick, Pit.	4	77	19.3	37	1
4t)	K. Moore, Ind.	4	45	11.3	29t	1
8t)	Heath, L.V.	3	89	29.7	47	0
8t)	M. Davis, LA-C	3	86	28.7	78t	1
8t)	Sorensen, K.C.	3	67	22.3	50t	1
8t)	Desir, NY-J-Bal.	3	58	19.3	35t	1
8t)	Bowser, Bal.	3	53	17.7	25	0
8t)	Schobert, Jac.	3	45	15.0	43t	1
8t)	*Sneed, K.C.	3	42	14.0	39	0
8t)	White, Buf.	3	28	9.3	28	0
8t)	Peters, Bal.	3	17	5.7	12	0
8t)	Bates, Cin.	3	12	4.0	12	0
8t)	Hooker, Ten.	3	9	3.0	6	0
8t)	Hilton, Pit.	3	5	1.7	8	0
20t)	Willis, Ind.	2	93	46.5	50t	1
20t)	D. McCourty, N.E.	2	62	31.0	43t	1
20t)	Carrie, Ind.	2	47	23.5	47t	1
20t)	X. Rhodes, Ind.	2	44	22.0	44t	1
20t)	Haden, Pit.	2	38	19.0	24	1
20t)	Abram, L.V.	2	29	14.5	24	0
20t)	Breeland, K.C.	2	29	14.5	29	0
20t)	Rowe, Mia.	2	26	13.0	22	0
20t)	Jenkins, LA-C	2	23	11.5	23	0
20t)	*Blackmon, Ind.	2	19	9.5	15	0
20t)	Poole, NY-J	2	15	7.5	13	0
20t)	Poyer, Buf.	2	14	7.0	14	0
20t)	Te. Edmunds, Pit.	2	11	5.5	7	0
20t)	Goodson, Cle.	2	7	3.5	7	0
20t)	Phillips, N.E.	2	5	2.5	5	0
20t)	Nelson, Pit.	2	3	1.5	3	0
20t)	S. Jones, Jac.	2	1	0.5	1	0
20t)	Needham, Mia.	2	1	0.5	1	0
20t)	Callahan, Den.	2	0	0.0	0	0
20t)	Maye, NY-J	2	0	0.0	0	0
20t)	Mullen, L.V.	2	0	0.0	0	0
20t)	Wallace, Buf.	2	0	0.0	0	0
20t)	Ward, Cle.	2	0	0.0	0	0
20t)	*L. Wilson, Cin.	2	0	0.0	0	0

WEEK 16 / THROUGH MONDAY, DECEMBER 28, 2020**AFC / LEADERS IN SACKS**

Rank	Player, Team	Sacks
1)	T. Watt, Pit. (LB)	15.0
2)	Garrett, Cle. (DE)	12.0
3)	Tuitt, Pit. (DE)	10.0
4)	Ogbah, Mia. (DE)	9.0
5t)	Dupree, Pit. (LB)	8.0
5t)	Ngakoue, Min.-Bal. (DE)	8.0
5t)	Vernon, Cle. (DE)	8.0
8t)	Autry, Ind. (DE)	7.5
8t)	Bosa, LA-C (DE)	7.5
8t)	Buckner, Ind. (DT)	7.5
8t)	Chubb, Den. (LB)	7.5
8t)	Houston, Ind. (DE)	7.5
8t)	Jones, K.C. (DT)	7.5
8t)	Reed, Den. (LB)	7.5
15t)	Baker, Mia. (LB)	7.0
15t)	Williams, NY-J (DT)	7.0
17t)	Clark, K.C. (DE)	6.0
17t)	Crosby, L.V. (DE)	6.0
17t)	Judon, Bal. (LB)	6.0
17t)	Van Noy, Mia. (LB)	6.0
21t)	Lawson, Cin. (DE)	5.5
21t)	Smoot, Jac. (DE)	5.5
23t)	Addison, Buf. (DE)	5.0
23t)	D. Jones, Den. (DE)	5.0
23t)	Klein, Buf. (LB)	5.0
23t)	Watt, Hou. (DE)	5.0
27t)	Hughes, Buf. (DE)	4.5
27t)	Landry, Ten. (LB)	4.5
27t)	Nwosu, LA-C (LB)	4.5
27t)	Richardson, Cle. (DT)	4.5
27t)	Van Ginkel, Mia. (LB)	4.5
27t)	Walker, Den. (DE)	4.5
33t)	Attaochu, Den. (LB)	4.0
33t)	Campbell, Bal. (DE)	4.0
33t)	Heyward, Pit. (DE)	4.0
33t)	Lawson, Mia. (LB)	4.0
33t)	Lewis, Ind. (DE)	4.0
33t)	Mercilus, Hou. (LB)	4.0
39t)	Clayborn, Cle. (DE)	3.5
39t)	Milano, Buf. (LB)	3.5
39t)	Sieler, Mia. (DE)	3.5
39t)	Winovich, N.E. (DE)	3.5
43t)	Basham, NY-J (LB)	3.0
43t)	A. Butler, N.E. (DT)	3.0
43t)	Cunningham, Hou. (LB)	3.0
43t)	Franklin-Myers, NY-J (DE)	3.0
43t)	Hilton, Pit. (DB)	3.0
43t)	Jefferson, Buf. (DT)	3.0
43t)	J. Martin, Hou. (LB)	3.0
43t)	McPhee, Bal. (LB)	3.0
43t)	Oliver, Buf. (DT)	3.0
43t)	Omenihu, Hou. (DE)	3.0
43t)	*Queen, Bal. (LB)	3.0
43t)	Simmons, Ten. (DE)	3.0
43t)	Tillery, LA-C (DT)	3.0
43t)	Ward, Bal. (DE)	3.0
43t)	Williams, Pit. (LB)	3.0

WEEK 16 / THROUGH MONDAY, DECEMBER 28, 2020

AFC / FUMBLE RECOVERIES

Rank	Player, Team	TotRec	OffRec	DefRec
1t)	Hunt, Cle.	5	5	0
1t)	Lock, Den.	5	5	0
3t)	*Burrow, Cin.	4	4	0
3t)	Jackson, Bal.	4	4	0
5t)	Clark, Bal.	3	1	2
5t)	*Herbert, LA-C	3	3	0
5t)	J. Jackson, N.E.	3	1	2
5t)	Landry, Cle.	3	3	0
5t)	Simmons, Ten.	3	0	3
5t)	Tannehill, Ten.	3	3	0
11t)	Bell, Cin.	2	0	2
11t)	Conner, Pit.	2	2	0
11t)	Je. Davis, Mia.	2	2	0
11t)	*Dobbins, Bal.	2	2	0
11t)	Fort, Bal.	2	0	2
11t)	Franklin-Myers, NY-J	2	0	2
11t)	Garrett, Cle.	2	0	2
11t)	Harris, N.E.	2	2	0
11t)	Higgins, Cle.	2	2	0
11t)	Hilton, Pit.	2	0	2
11t)	Houston, Ind.	2	0	2
11t)	Hughes, Buf.	2	0	2
11t)	*Igbinoghene, Mia.	2	1	1
11t)	Ingram, Bal.	2	2	0
11t)	Jack, Jac.	2	0	2
11t)	D. Johnson, Pit.	2	2	0
11t)	Joseph, Cle.	2	0	2
11t)	Leonard, Ind.	2	0	2
11t)	Levine, Bal.	2	0	2
11t)	Mahomes, K.C.	2	2	0
11t)	Mayfield, Cle.	2	2	0
11t)	Newton, N.E.	2	2	0
11t)	Niemann, K.C.	2	0	2
11t)	Norman, Buf.	2	0	2
11t)	Okereke, Ind.	2	1	1
11t)	Peters, Bal.	2	0	2
11t)	*Queen, Bal.	2	0	2
11t)	Roethlisberger, Pit.	2	2	0
11t)	Smith-Schuster, Pit.	2	2	0
11t)	Snell, Pit.	2	1	1
11t)	Van Noy, Mia.	2	0	2
11t)	Vigil, LA-C	2	0	2
11t)	Watson, Hou.	2	2	0
11t)	White, Buf.	2	0	2
11t)	Williams, Pit.	2	0	2

WEEK 16 / THROUGH MONDAY, DECEMBER 28, 2020**AFC / OFFENSIVE FUMBLE RECOVERIES**

Rank	Player, Team	Ret	Yards	Avg	Long	TD
1t)	Lock, Den.	5	0	0.0	0	0
1t)	Hunt, Cle.	5	-2	-0.4	0	0
3t)	*Burrow, Cin.	4	0	0.0	0	0
3t)	Jackson, Bal.	4	0	0.0	0	0
5t)	Landry, Cle.	3	6	2.0	6	0
5t)	*Herbert, LA-C	3	0	0.0	0	0
5t)	Tannehill, Ten.	3	0	0.0	0	0
8t)	D. Johnson, Pit.	2	4	2.0	4	0
8t)	Conner, Pit.	2	0	0.0	0	0
8t)	Je. Davis, Mia.	2	0	0.0	0	0
8t)	*Dobbins, Bal.	2	0	0.0	0	0
8t)	Harris, N.E.	2	0	0.0	0	0
8t)	Ingram, Bal.	2	0	0.0	0	0
8t)	Mahomes, K.C.	2	0	0.0	0	0
8t)	Newton, N.E.	2	0	0.0	0	0
8t)	Roethlisberger, Pit.	2	0	0.0	0	0
8t)	Smith-Schuster, Pit.	2	0	0.0	0	0
8t)	Watson, Hou.	2	0	0.0	0	0
8t)	Mayfield, Cle.	2	-9	-4.5	0	0
8t)	Higgins, Cle.	2	-22	-11.0	0	0

AFC / DEFENSIVE FUMBLE RECOVERIES

Rank	Player, Team	Ret	Yards	Avg	Long	TD
1)	Simmons, Ten.	3	0	0.0	0	0
2t)	Clark, Bal.	2	66	33.0	65t	1
2t)	Bell, Cin.	2	65	32.5	37	0
2t)	*Queen, Bal.	2	53	26.5	53t	1
2t)	Vigil, LA-C	2	44	22.0	44	0
2t)	Van Noy, Mia.	2	28	14.0	28	0
2t)	Fort, Bal.	2	24	12.0	22t	1
2t)	Hilton, Pit.	2	22	11.0	14	0
2t)	Hughes, Buf.	2	21	10.5	21t	1
2t)	Jack, Jac.	2	16	8.0	16	0
2t)	Norman, Buf.	2	7	3.5	7	0
2t)	Leonard, Ind.	2	3	1.5	3	0
2t)	Levine, Bal.	2	1	0.5	1	0
2t)	Franklin-Myers, NY-J	2	0	0.0	0	0
2t)	Garrett, Cle.	2	0	0.0	0	0
2t)	Houston, Ind.	2	0	0.0	0	0
2t)	J. Jackson, N.E.	2	0	0.0	0	0
2t)	Joseph, Cle.	2	0	0.0	0	0
2t)	Niemann, K.C.	2	0	0.0	0	0
2t)	Williams, Pit.	2	0	0.0	0	0
2t)	White, Buf.	2	-1	-0.5	0	0
2t)	Peters, Bal.	2	-3	-1.5	0	0

WEEK 16 / THROUGH MONDAY, DECEMBER 28, 2020

NFC / LEADING PASSERS

Player, Team	Att	Comp	Pct		Avg		Pct			Pct Rating	
			Comp	Yds	Gain	TD	TD	Long	Int	Int	Points
Rodgers, G.B.	502	353	70.3	4059	8.09	44	8.8	78t	5	1.0	119.4
Wilson, Sea.	522	364	69.7	4031	7.72	38	7.3	62	13	2.5	106.3
Brees, N.O.	358	253	70.7	2741	7.66	21	5.9	52t	6	1.7	105.4
Cousins, Min.	476	321	67.4	3860	8.11	32	6.7	71t	13	2.7	103.1
Brady, T.B.	569	375	65.9	4234	7.44	36	6.3	50	11	1.9	101.0
Prescott, Dal.	222	151	68.0	1856	8.36	9	4.1	58	4	1.8	99.6
Trubisky, Chi.	255	166	65.1	1803	7.07	16	6.3	35	7	2.7	95.3
Stafford, Det.	497	319	64.2	3791	7.63	23	4.6	73	9	1.8	95.2
Bridgewater, Car.	469	327	69.7	3557	7.58	15	3.2	75t	9	1.9	94.5
K. Murray, Ariz	547	367	67.1	3884	7.10	26	4.8	80t	12	2.2	94.3
Ryan, Atl.	582	378	64.9	4316	7.42	24	4.1	63	11	1.9	93.0
Dalton, Dal.	286	187	65.4	1926	6.73	14	4.9	69	7	2.4	90.7
Goff, LA-R	552	370	67.0	3952	7.16	20	3.6	56t	13	2.4	90.0
Mullens, S.F.	326	211	64.7	2437	7.48	12	3.7	49	12	3.7	84.1
Foles, Chi.	312	202	64.7	1852	5.94	10	3.2	50	8	2.6	80.8
Smith, Was.	220	146	66.4	1420	6.45	4	1.8	68t	6	2.7	79.0
Jones, NY-G	423	263	62.2	2714	6.42	9	2.1	53	9	2.1	78.9
Haskins, Was.	241	148	61.4	1439	5.97	5	2.1	50	7	2.9	73.0
Wentz, Phi.	437	251	57.4	2620	6.00	16	3.7	59	15	3.4	72.8

NFC / LEADING PASSERS, RANKS

Player, Team	Att	Comp	Pct		Avg		Pct			Pct Rating	
			Comp	Yds	Gain	TD	TD	Long	Int	Int	Points
Rodgers, G.B.	6	6	2	3	3	1	1		2	1	1
Wilson, Sea.	5	5	3	4	4	2	2		16t	12	2
Brees, N.O.	12	11	1	10	5	8	6		3t	2	3
Cousins, Min.	8	8	6	7	2	4	3		16t	15	4
Brady, T.B.	2	2	10	2	9	3	4		12t	7	5
Prescott, Dal.	18	17	5	15	1	16t	11		1	3	6
Trubisky, Chi.	16	16	12	17	13	10t	5		5t	16	7
Stafford, Det.	7	9	16	8	6	7	9		9t	4	8
Bridgewater, Car.	9	7	4	9	7	12	16		9t	6	9
K. Murray, Ariz	4	4	7	6	12	5	8		14t	9	10
Ryan, Atl.	1	1	13	1	10	6	10		12t	5	11
Dalton, Dal.	15	15	11	14	14	13	7		5t	11	12
Goff, LA-R	3	3	8	5	11	9	14		16t	10	13
Mullens, S.F.	13	13	15	13	8	14	12		14t	19	14
Foles, Chi.	14	14	14	16	19	15	15		8	13	15
Smith, Was.	19	19	9	19	15	22t	19		3t	14	16
Jones, NY-G	11	10	17	11	16	16t	17		9t	8	17
Haskins, Was.	17	18	18	18	18	20t	18		5t	17	18
Wentz, Phi.	10	12	19	12	17	10t	13		19	18	19

WEEK 16 / THROUGH MONDAY, DECEMBER 28, 2020**NFC / FOURTH-QUARTER PASSING LEADERS**

Rank	Player, Team	Att	Comp	Comp%	Yards	YPA	TD	TD%	Int	Int%	Rating
1)	Brees, N.O.	83	64	77.1	723	8.71	6	7.2	0	0.0	126.7
2)	Brady, T.B.	120	81	67.5	979	8.16	10	8.3	1	0.8	116.6
3)	Cousins, Min.	138	93	67.4	1090	7.90	13	9.4	2	1.4	116.5
4)	Rodgers, G.B.	102	71	69.6	806	7.90	5	4.9	1	1.0	105.3
5)	Beathard, S.F.	40	26	65.0	300	7.50	2	5.0	0	0.0	104.2
6)	Goff, LA-R	115	75	65.2	857	7.45	7	6.1	1	0.9	104.1
7)	Trubisky, Chi.	61	40	65.6	387	6.34	6	9.8	2	3.3	102.3
8)	Prescott, Dal.	88	57	64.8	631	7.17	4	4.5	2	2.3	91.6
9)	Mullens, S.F.	132	89	67.4	1055	7.99	6	4.5	5	3.8	90.9
10)	Bridgewater, Car.	133	94	70.7	1129	8.49	1	0.8	3	2.3	89.5
11)	Foles, Chi.	124	77	62.1	697	5.62	7	5.6	2	1.6	89.3
12)	Wilson, Sea.	134	83	61.9	1025	7.65	9	6.7	6	4.5	89.3
13)	Haskins, Was.	63	40	63.5	435	6.90	2	3.2	1	1.6	87.7
14)	K. Murray, Ariz	121	73	60.3	808	6.68	7	5.8	4	3.3	85.7
15)	Stafford, Det.	149	92	61.7	1045	7.01	5	3.4	3	2.0	85.6
16)	Dalton, Dal.	80	51	63.7	451	5.64	4	5.0	2	2.5	84.9
17)	Ryan, Atl.	169	105	62.1	1238	7.33	6	3.6	6	3.6	81.4
18)	Wentz, Phi.	130	70	53.8	725	5.58	8	6.2	4	3.1	77.9
19)	Jones, NY-G	138	78	56.5	756	5.48	4	2.9	2	1.4	75.6
20)	Smith, Was.	66	39	59.1	424	6.42	2	3.0	2	3.0	75.6
21)	*Hurts, Phi.	51	24	47.1	315	6.18	1	2.0	3	5.9	49.1

NFC / THIRD-DOWN PASSING LEADERS

Rank	Player, Team	Att	Comp	Comp%	Yards	YPA	TD	TD%	Int	Int%	Rating
1)	Rodgers, G.B.	129	82	63.6	1223	9.48	11	8.5	4	3.1	110.1
2)	Brady, T.B.	143	87	60.8	956	6.69	11	7.7	0	0.0	106.3
3)	Cousins, Min.	109	70	64.2	847	7.77	7	6.4	3	2.8	97.9
4)	Ryan, Atl.	137	87	63.5	939	6.85	7	5.1	2	1.5	94.5
5)	Stafford, Det.	123	78	63.4	1064	8.65	5	4.1	3	2.4	94.4
6)	Brees, N.O.	90	61	67.8	657	7.30	5	5.6	3	3.3	93.6
7)	Jones, NY-G	117	79	67.5	850	7.26	4	3.4	2	1.7	92.9
8)	Goff, LA-R	147	96	65.3	1155	7.86	6	4.1	4	2.7	91.5
9)	Bridgewater, Car.	117	79	67.5	932	7.97	3	2.6	3	2.6	89.4
10)	Wilson, Sea.	113	71	62.8	775	6.86	6	5.3	5	4.4	82.3
11)	Wentz, Phi.	98	54	55.1	628	6.41	3	3.1	2	2.0	76.4
12)	K. Murray, Ariz	132	73	55.3	783	5.93	7	5.3	6	4.5	71.6
13)	Mullens, S.F.	80	46	57.5	513	6.41	5	6.3	5	6.3	71.5
14)	Foles, Chi.	82	42	51.2	356	4.34	4	4.9	2	2.4	69.0

WEEK 16 / THROUGH MONDAY, DECEMBER 28, 2020

NFC / LEADING RUSHERS

Rank	Player, Team	Att	Yards	Avg	Long	TD
1)	Cook, Min.	312	1557	5.0	70t	16
2)	Jones, G.B.	190	1062	5.6	77t	8
3)	Montgomery, Chi.	225	1001	4.4	80t	7
4)	Elliott, Dal.	230	937	4.1	31	5
5)	Kamara, N.O.	187	932	5.0	49	16
6)	Drake, Ariz	229	919	4.0	69t	10
7)	Jones, T.B.	180	900	5.0	98t	6
8)	Sanders, Phi.	164	867	5.3	82t	6
9)	K. Murray, Ariz (QB)	131	816	6.2	48	11
10)	*A. Gibson, Was.	151	720	4.8	40	11
11)	Gurley, Atl.	186	660	3.5	35t	9
12)	Murray, N.O.	146	656	4.5	36t	4
13)	Davis, Car.	165	642	3.9	25	6
14)	Carson, Sea.	130	637	4.9	29t	5
15)	Henderson, LA-R	138	624	4.5	40	5
16)	Gallman, NY-G	136	617	4.5	60	6
17)	*Akers, LA-R	124	591	4.8	61	2
18)	Peterson, Det.	149	541	3.6	27	6
19)	Wilson, S.F.	106	524	4.9	34	6
20)	Mostert, S.F.	104	521	5.0	80t	2
21)	Wilson, Sea. (QB)	78	484	6.2	38	2
22)	J. Williams, G.B.	114	479	4.2	25	2
23)	*Swift, Det.	102	467	4.6	54	7
24)	Edmonds, Ariz	94	451	4.8	32	1
25)	Pollard, Dal.	96	420	4.4	42t	4
26)	T. Hill, N.O. (QB)	80	416	5.2	43	7
27)	Jones, NY-G (QB)	56	406	7.3	80	1
28)	Brown, LA-R	98	399	4.1	19	5
29)	Hill, Atl.	91	371	4.1	35t	1
30)	McKissic, Was.	83	365	4.4	17	1
31)	Hyde, Sea.	81	356	4.4	50t	4
32)	Fournette, T.B.	92	354	3.8	46t	6
33)	Mattison, Min.	75	339	4.5	25	1
34)	*Hurts, Phi. (QB)	55	320	5.8	24	1
35)	McKinnon, S.F.	81	319	3.9	55	5
36)	Scott, Phi.	65	309	4.8	56t	1
37)	Wentz, Phi. (QB)	52	276	5.3	40	5
38)	Bridgewater, Car. (QB)	50	272	5.4	18t	5
39)	I. Smith, Atl.	60	259	4.3	24	1
40)	Barber, Was.	90	248	2.8	15	4
41)	*Dillon, G.B.	45	239	5.3	30t	2
42)	Morris, NY-G	50	226	4.5	20	1
43)	McCaffrey, Car.	59	225	3.8	15	5
44)	Patterson, Chi. (WR)	60	214	3.6	13	1
45)	Samuel, Car. (WR)	38	197	5.2	45	2
46)	K. Johnson, Det.	52	181	3.5	14	2
47)	Trubisky, Chi. (QB)	29	173	6.0	45	1
48)	Freeman, NY-G	54	172	3.2	14	1
49t)	Cousins, Min. (QB)	27	155	5.7	16	0
49t)	Woods, LA-R (WR)	24	155	6.5	40	2

WEEK 16 / THROUGH MONDAY, DECEMBER 28, 2020

NFC / THIRD-AND-ONE RUSHING LEADERS

Rank	Player, Team	Att	FD	Pct
1t)	Barber, Was.	7	7	100.0
1t)	Jones, T.B.	7	7	100.0
1t)	Murray, N.O.	6	6	100.0
1t)	McKissic, Was.	5	5	100.0
1t)	Montgomery, Chi.	5	5	100.0
1t)	Armah, Car.	4	4	100.0
1t)	Kamara, N.O.	4	4	100.0
8)	J. Williams, G.B.	9	8	88.9
9t)	Brown, LA-R	7	6	85.7
9t)	Gurley, Atl.	7	6	85.7
9t)	Wentz, Phi.	7	6	85.7
12)	Drake, Ariz	11	9	81.8
13)	Juszczuk, S.F.	5	4	80.0
14)	T. Hill, N.O.	9	7	77.8
15)	Elliott, Dal.	13	10	76.9
16)	Cook, Min.	14	9	64.3

WEEK 16 / THROUGH MONDAY, DECEMBER 28, 2020

NFC / LEADERS IN RECEPTIONS

Rank	Player, Team	Rec	Yards	Avg	Long	TD
1)	Hopkins, Ariz	111	1372	12.4	60	6
2)	D. Adams, G.B.	109	1328	12.2	56t	17
3)	Robinson, Chi.	100	1213	12.1	42	6
4t)	Anderson, Car.	92	1056	11.5	75t	3
4t)	Kupp, LA-R	92	974	10.6	55t	3
6)	Lockett, Sea.	88	964	11.0	47t	8
7t)	Cooper, Dal.	86	1073	12.5	69	5
7t)	Woods, LA-R	86	900	10.5	56t	6
9)	Kamara, N.O. (RB)	83	756	9.1	52t	5
10)	Ridley, Atl.	82	1322	16.1	63	9
11t)	Metcalfe, Sea.	80	1282	16.0	62	10
11t)	McLaurin, Was.	80	1078	13.5	68t	3
13)	*Jefferson, Min.	79	1267	16.0	71t	7
14)	McKissic, Was. (RB)	75	559	7.5	29t	2
15t)	Thielen, Min.	70	868	12.4	51	14
15t)	Samuel, Car.	70	733	10.5	44	3
17t)	*Lamb, Dal.	69	892	12.9	52t	5
17t)	L. Thomas, Was. (TE)	69	633	9.2	30	5
19)	M. Jones, Det.	68	798	11.7	39	7
20)	M. Evans, T.B.	67	960	14.3	50	13
21)	Hockenson, Det. (TE)	64	698	10.9	51	6
22)	Gage, Atl.	63	695	11.0	35	3
23t)	Moore, Car.	61	1092	17.9	74t	4
23t)	Engram, NY-G (TE)	61	637	10.4	53	1
25t)	*Aiyuk, S.F.	60	748	12.5	49	5
25t)	Godwin, T.B.	60	707	11.8	47	5
27)	Davis, Car. (RB)	59	373	6.3	23	2
28)	Shepard, NY-G	58	544	9.4	29	2
29)	Schultz, Dal. (TE)	56	545	9.7	28	4
30)	Gallup, Dal.	55	794	14.4	55	5
31)	Fitzgerald, Ariz	54	409	7.6	18	1
32t)	Sanders, N.O.	52	663	12.8	51	4
32t)	Hurst, Atl. (TE)	52	543	10.4	42t	5
32t)	Ward, Phi.	52	413	7.9	32t	6
35t)	J. Jones, Atl.	51	771	15.1	44	3
35t)	Edmonds, Ariz (RB)	51	374	7.3	30	4
37t)	Tonyan, G.B. (TE)	50	568	11.4	45	10
37t)	*Mooney, Chi.	50	538	10.8	50	4
39)	Elliott, Dal. (RB)	49	319	6.5	19t	2
40t)	D. Slayton, NY-G	48	729	15.2	41t	3
40t)	Kirk, Ariz	48	621	12.9	80t	6
40t)	Reynolds, LA-R	48	589	12.3	40t	2
40t)	Graham, Chi. (TE)	48	451	9.4	30	8
44)	A. Miller, Chi.	47	472	10.0	34	2
45)	Goedert, Phi. (TE)	46	524	11.4	41	3
46t)	Amendola, Det.	45	596	13.2	50	0
46t)	Montgomery, Chi. (RB)	45	375	8.3	28t	2
48t)	Bourne, S.F.	44	591	13.4	49t	2
48t)	Cook, Min. (RB)	44	361	8.2	50t	1
50t)	Gronkowski, T.B. (TE)	43	594	13.8	48	7
50t)	*Swift, Det. (RB)	43	341	7.9	26	2
50t)	Jones, G.B. (RB)	43	312	7.3	30	2

WEEK 16 / THROUGH MONDAY, DECEMBER 28, 2020

NFC / RECEIVING YARDAGE LEADERS

Rank	Player, Team	Yards	Rec	Avg	Long	TD
1)	Hopkins, Ariz	1372	111	12.4	60	6
2)	D. Adams, G.B.	1328	109	12.2	56t	17
3)	Ridley, Atl.	1322	82	16.1	63	9
4)	Metcalf, Sea.	1282	80	16.0	62	10
5)	*Jefferson, Min.	1267	79	16.0	71t	7
6)	Robinson, Chi.	1213	100	12.1	42	6
7)	Moore, Car.	1092	61	17.9	74t	4
8)	McLaurin, Was.	1078	80	13.5	68t	3
9)	Cooper, Dal.	1073	86	12.5	69	5
10)	Anderson, Car.	1056	92	11.5	75t	3
11)	Kupp, LA-R	974	92	10.6	55t	3
12)	Lockett, Sea.	964	88	11.0	47t	8
13)	M. Evans, T.B.	960	67	14.3	50	13
14)	Woods, LA-R	900	86	10.5	56t	6
15)	*Lamb, Dal.	892	69	12.9	52t	5
16)	Thielen, Min.	868	70	12.4	51	14
17)	M. Jones, Det.	798	68	11.7	39	7
18)	Gallup, Dal.	794	55	14.4	55	5
19)	J. Jones, Atl.	771	51	15.1	44	3
20)	Kamara, N.O. (RB)	756	83	9.1	52t	5
21)	*Aiyuk, S.F.	748	60	12.5	49	5
22)	Samuel, Car.	733	70	10.5	44	3
23)	D. Slayton, NY-G	729	48	15.2	41t	3
24)	Godwin, T.B.	707	60	11.8	47	5
25)	Hockenson, Det. (TE)	698	64	10.9	51	6
26)	Gage, Atl.	695	63	11.0	35	3
27)	Sanders, N.O.	663	52	12.8	51	4
28)	Engram, NY-G (TE)	637	61	10.4	53	1
29)	L. Thomas, Was. (TE)	633	69	9.2	30	5
30)	Kirk, Ariz	621	48	12.9	80t	6
31)	Valdes-Scantling, G.B.	603	31	19.5	78t	5
32)	Amendola, Det.	596	45	13.2	50	0
33)	Gronkowski, T.B. (TE)	594	43	13.8	48	7
34)	Bourne, S.F.	591	44	13.4	49t	2
35)	Reynolds, LA-R	589	48	12.3	40t	2
36)	Tonyan, G.B. (TE)	568	50	11.4	45	10
37)	Kittle, S.F. (TE)	566	41	13.8	44t	2
38)	McKissic, Was. (RB)	559	75	7.5	29t	2
39)	Schultz, Dal. (TE)	545	56	9.7	28	4
40)	Shepard, NY-G	544	58	9.4	29	2
41)	Hurst, Atl. (TE)	543	52	10.4	42t	5
42)	*Mooney, Chi.	538	50	10.8	50	4
43t)	Fulgham, Phi.	524	37	14.2	42t	4
43t)	Goedert, Phi. (TE)	524	46	11.4	41	3
45)	S. Miller, T.B.	489	32	15.3	48t	3
46)	Higbee, LA-R (TE)	480	41	11.7	44	5
47)	A. Miller, Chi.	472	47	10.0	34	2
48)	Cook, N.O. (TE)	461	33	14.0	46	6
49)	Graham, Chi. (TE)	451	48	9.4	30	8
50)	Smith, N.O.	448	34	13.2	31	4

WEEK 16 / THROUGH MONDAY, DECEMBER 28, 2020

NFC / THIRD-DOWN RECEIVING LEADERS

Rank	Player, Team	Rec	Yards	Avg	Long	TD
1t)	D. Adams, G.B.	27	387	14.3	49	4
1t)	Hopkins, Ariz	27	352	13.0	60	4
1t)	Samuel, Car.	27	339	12.6	44	1
4t)	*Lamb, Dal.	26	379	14.6	52t	2
4t)	Kupp, LA-R	26	368	14.2	55t	1
6)	Engram, NY-G (TE)	23	262	11.4	53	0
7t)	Ridley, Atl.	22	320	14.5	39t	4
7t)	Gage, Atl.	22	246	11.2	27	0
9t)	Metcalfe, Sea.	19	254	13.4	52	1
9t)	Woods, LA-R	19	208	10.9	31	3
11t)	*Jefferson, Min.	18	311	17.3	54	1
11t)	M. Jones, Det.	18	235	13.1	27t	3
11t)	Tate, NY-G	18	219	12.2	39	0
11t)	Hockenson, Det. (TE)	18	199	11.1	35	0
11t)	Robinson, Chi.	18	192	10.7	24	0
11t)	McKissic, Was. (RB)	18	136	7.6	26	0
17t)	McLaurin, Was.	17	238	14.0	33	0
17t)	Anderson, Car.	17	177	10.4	41t	2
17t)	Ward, Phi.	17	164	9.6	29t	2
17t)	L. Thomas, Was. (TE)	17	133	7.8	15t	2
17t)	Kamara, N.O. (RB)	17	113	6.6	21	1
22t)	M. Evans, T.B.	16	174	10.9	26	4
22t)	Shepard, NY-G	16	135	8.4	24	1
24t)	Moore, Car.	15	264	17.6	57t	1
24t)	Godwin, T.B.	15	203	13.5	44	1
24t)	Thielen, Min.	15	158	10.5	35	4
24t)	Lockett, Sea.	15	144	9.6	21	0
28t)	Amendola, Det.	14	256	18.3	50	0
28t)	Cook, N.O. (TE)	14	193	13.8	44	3
28t)	Smith, N.O.	14	189	13.5	29	1
28t)	A. Miller, Chi.	14	149	10.6	28t	1
32t)	Bourne, S.F.	13	146	11.2	20	0
32t)	Everett, LA-R (TE)	13	141	10.8	23	0
32t)	Fitzgerald, Ariz	13	85	6.5	11	0
35t)	Sanders, N.O.	12	171	14.3	51	1
35t)	Tonyan, G.B. (TE)	12	162	13.5	25t	3
35t)	Reynolds, LA-R	12	137	11.4	21	0
35t)	*Aiyuk, S.F.	12	127	10.6	35	3
35t)	Thomas, N.O.	12	109	9.1	22	0
35t)	Gallup, Dal.	12	106	8.8	20	0
41t)	Cooper, Dal.	11	117	10.6	32	1
41t)	McCoy, T.B. (RB)	11	88	8.0	15	0
41t)	Reed, S.F. (TE)	11	88	8.0	18t	3
41t)	Edmonds, Ariz (RB)	11	76	6.9	18	1
45t)	Valdes-Scantling, G.B.	10	227	22.7	47	1
45t)	D. Slayton, NY-G	10	187	18.7	39	2
45t)	Cook, Min. (RB)	10	130	13.0	50t	1
45t)	Dav. Moore, Sea.	10	118	11.8	45	2
45t)	Fulgham, Phi.	10	117	11.7	31	2
45t)	Ertz, Phi. (TE)	10	101	10.1	20	0
45t)	Schultz, Dal. (TE)	10	101	10.1	28	1
45t)	Brown, LA-R (RB)	10	93	9.3	30	0
45t)	Brown, T.B.	10	90	9.0	25	0
45t)	*Mooney, Chi.	10	78	7.8	21	2
45t)	McKinnon, S.F. (RB)	10	75	7.5	23	1
45t)	D. Lewis, NY-G (RB)	10	73	7.3	17	1

WEEK 16 / THROUGH MONDAY, DECEMBER 28, 2020

NFC / LEADING SCORERS, NONKICKERS

Rank	Player, Team	TD	Rush	Rec	Ret	X2	Pts
1)	Kamara, N.O. (RB)	21	16	5	0	0	126
2)	Cook, Min. (RB)	17	16	1	0	3	108
3)	D. Adams, G.B. (WR)	17	0	17	0	0	102
4)	Thielen, Min. (WR)	14	0	14	0	1	86
5)	M. Evans, T.B. (WR)	13	0	13	0	0	78
6t)	*A. Gibson, Was. (RB)	11	11	0	0	0	66
6t)	K. Murray, Ariz (QB)	11	11	0	0	0	66
8t)	Drake, Ariz (RB)	10	10	0	0	0	60
8t)	Jones, G.B. (RB)	10	8	2	0	0	60
8t)	Metcalfe, Sea. (WR)	10	0	10	0	0	60
8t)	Tonyan, G.B. (TE)	10	0	10	0	0	60
12t)	Montgomery, Chi. (RB)	9	7	2	0	1	56
12t)	Ridley, Atl. (WR)	9	0	9	0	1	56
14t)	Carson, Sea. (RB)	9	5	4	0	0	54
14t)	Gurley, Atl. (RB)	9	9	0	0	0	54
14t)	*Swift, Det. (RB)	9	7	2	0	0	54
17t)	Davis, Car. (RB)	8	6	2	0	0	48
17t)	Graham, Chi. (TE)	8	0	8	0	0	48
17t)	T. Hill, N.O. (QB)	8	7	1	0	0	48
17t)	Lockett, Sea. (WR)	8	0	8	0	0	48
17t)	Wilson, S.F. (RB)	8	6	2	0	0	48
17t)	Woods, LA-R (WR)	8	2	6	0	0	48
23)	*Jefferson, Min. (WR)	7	0	7	0	2	46
24t)	Elliott, Dal. (RB)	7	5	2	0	1	44
24t)	*Lamb, Dal. (WR)	7	1	5	1	1	44
26t)	*Aiyuk, S.F. (WR)	7	2	5	0	0	42
26t)	Gronkowski, T.B. (TE)	7	0	7	0	0	42
26t)	M. Jones, Det. (WR)	7	0	7	0	0	42
26t)	Jones, T.B. (RB)	7	6	1	0	0	42
30)	Sanders, Phi. (RB)	6	6	0	0	2	40
31t)	Hockenson, Det. (TE)	6	0	6	0	1	38
31t)	Ward, Phi. (WR)	6	0	6	0	1	38
33t)	Cook, N.O. (TE)	6	0	6	0	0	36
33t)	Fournette, T.B. (RB)	6	6	0	0	0	36
33t)	Gallman, NY-G (RB)	6	6	0	0	0	36
33t)	Henderson, LA-R (RB)	6	5	1	0	0	36
33t)	Hopkins, Ariz (WR)	6	0	6	0	0	36
33t)	Juszczyk, S.F. (RB)	6	2	4	0	0	36
33t)	Kirk, Ariz (WR)	6	0	6	0	0	36
33t)	McCaffrey, Car. (RB)	6	5	1	0	0	36
33t)	McKinnon, S.F. (RB)	6	5	1	0	0	36
33t)	Dav. Moore, Sea. (WR)	6	0	6	0	0	36
33t)	Peterson, Det. (RB)	6	6	0	0	0	36
33t)	Robinson, Chi. (WR)	6	0	6	0	0	36
45t)	Cooper, Dal. (WR)	5	0	5	0	1	32
45t)	Higbee, LA-R (TE)	5	0	5	0	1	32
45t)	I. Smith, Min. (TE)	5	0	5	0	1	32
48t)	Bridgewater, Car. (QB)	5	5	0	0	0	30
48t)	Brown, LA-R (RB)	5	5	0	0	0	30
48t)	Edmonds, Ariz (RB)	5	1	4	0	0	30
48t)	Gallup, Dal. (WR)	5	0	5	0	0	30
48t)	Godwin, T.B. (WR)	5	0	5	0	0	30
48t)	Hurst, Atl. (TE)	5	0	5	0	0	30
48t)	Murray, N.O. (RB)	5	4	1	0	0	30
48t)	Pollard, Dal. (RB)	5	4	1	0	0	30
48t)	Samuel, Car. (WR)	5	2	3	0	0	30
48t)	L. Thomas, Was. (TE)	5	0	5	0	0	30
48t)	Valdes-Scantling, G.B. (WR)	5	0	5	0	0	30
48t)	Wentz, Phi. (QB)	5	5	0	0	0	30

WEEK 16 / THROUGH MONDAY, DECEMBER 28, 2020**NFC / LEADING SCORERS, KICKERS**

Rank	Player, Team	PAT	FG	Pct	Long	Pts
1)	Koo, Atl.	30/33	35/37	.946	54	135
2t)	Succop, T.B.	47/52	25/28	.893	50	122
2t)	Zuerlein, Dal.	32/35	30/37	.811	59	122
4)	Slye, Car.	32/35	29/36	.806	56	119
5)	Lutz, N.O.	54/54	21/26	.808	53	117
6)	Santos, Chi.	35/36	27/29	.931	55	116
7)	Myers, Sea.	47/50	22/22	1.000	61	113
8)	Gano, NY-G	19/20	30/31	.968	55	109
9)	Hopkins, Was.	28/30	25/32	.781	51	103
10)	Crosby, G.B.	54/58	16/16	1.000	57	102
11)	Prater, Det.	36/38	20/27	.741	59	96
12)	Gould, S.F.	36/38	19/23	.826	52	93
13)	Gonzalez, Ariz	38/39	16/22	.727	56	86
14)	D. Bailey, Min.	33/38	14/20	.700	53	75
15)	Elliott, Phi.	22/24	14/19	.737	54	64
16)	Gay, Ind.-LA-R	15/15	11/13	.846	51	48
17)	Nugent, Ariz	6/ 6	7/ 7	1.000	43	27
18)	Forbath, Car.-Chi.-LA-R	4/ 5	2/ 3	.667	23	10
19)	Fry, Atl.	1/ 2	1/ 1	1.000	23	4
20)	*Wright, Jac.-LA-R	1/ 2	0/ 0	---	--	1

NFC / TOUCHBACKS ON KICKOFFS

Rank	Player, Team	TB
1)	Pinion, T.B.	79
2)	Slye, Car.	69
3)	Lutz, N.O.	66
4)	Hopkins, Was.	60
5)	Zuerlein, Dal.	58
6)	D. Bailey, Min.	49
7)	Myers, Sea.	48
8)	Crosby, G.B.	45
9)	Elliott, Phi.	44
10)	Santos, Chi.	41
11)	Wishnowsky, S.F.	38
12)	Gonzalez, Ariz	36
13t)	Gano, NY-G	28
13t)	Koo, Atl.	28
15)	Gay, Ind.-LA-R	24
16)	Fox, Det.	16
17)	*Hofrichter, Atl.	12
18)	Prater, Det.	7
19t)	Forbath, Car.-Chi.-LA-R	4
19t)	J. Scott, G.B.	4
21)	Nugent, Ariz	3
22)	Fry, Atl.	2
23)	Gould, S.F.	1

WEEK 16 / THROUGH MONDAY, DECEMBER 28, 2020

NFC / MOST YARDS FROM SCRIMMAGE

Rank	Player, Team	Total			Rushing			Receiving		
		Yards	Att+Rec	Avg	Yards	Att	Avg	Yards	Rec	Avg
1)	Cook, Min. (RB)	1918	356	5.4	1557	312	5.0	361	44	8.2
2)	Kamara, N.O. (RB)	1688	270	6.3	932	187	5.0	756	83	9.1
3)	Montgomery, Chi. (RB)	1376	270	5.1	1001	225	4.4	375	45	8.3
4)	Jones, G.B. (RB)	1374	233	5.9	1062	190	5.6	312	43	7.3
5)	Hopkins, Ariz (WR)	1373	112	12.3	1	1	1.0	1372	111	12.4
6)	Ridley, Atl. (WR)	1329	86	15.5	7	4	1.8	1322	82	16.1
7)	D. Adams, G.B. (WR)	1328	109	12.2	0	0	---	1328	109	12.2
8)	Metcalf, Sea. (WR)	1282	80	16.0	0	0	---	1282	80	16.0
9)	*Jefferson, Min. (WR)	1269	80	15.9	2	1	2.0	1267	79	16.0
10)	Elliott, Dal. (RB)	1256	279	4.5	937	230	4.1	319	49	6.5
11)	Robinson, Chi. (WR)	1212	101	12.0	-1	1	-1.0	1213	100	12.1
12)	Moore, Car. (WR)	1114	63	17.7	22	2	11.0	1092	61	17.9
13)	McLaurin, Was. (WR)	1108	82	13.5	30	2	15.0	1078	80	13.5
14)	Cooper, Dal. (WR)	1087	92	11.8	14	6	2.3	1073	86	12.5
15)	Anderson, Car. (WR)	1071	96	11.2	15	4	3.8	1056	92	11.5
16)	Jones, T.B. (RB)	1065	208	5.1	900	180	5.0	165	28	5.9
17)	Sanders, Phi. (RB)	1064	192	5.5	867	164	5.3	197	28	7.0
18)	Woods, LA-R (WR)	1055	110	9.6	155	24	6.5	900	86	10.5
19)	Drake, Ariz (RB)	1041	251	4.1	919	229	4.0	122	22	5.5
20)	Davis, Car. (RB)	1015	224	4.5	642	165	3.9	373	59	6.3
21)	Kupp, LA-R (WR)	1007	96	10.5	33	4	8.3	974	92	10.6
22)	*Lamb, Dal. (WR)	971	78	12.4	79	9	8.8	892	69	12.9
23)	Lockett, Sea. (WR)	964	88	11.0	0	0	---	964	88	11.0
24)	*A. Gibson, Was. (RB)	961	186	5.2	720	151	4.8	241	35	6.9
25)	M. Evans, T.B. (WR)	960	67	14.3	0	0	---	960	67	14.3
26)	Samuel, Car. (WR)	930	108	8.6	197	38	5.2	733	70	10.5
27)	McKissic, Was. (RB)	924	158	5.8	365	83	4.4	559	75	7.5
28)	Carson, Sea. (RB)	885	165	5.4	637	130	4.9	248	35	7.1
29)	Thielen, Min. (WR)	883	73	12.1	15	3	5.0	868	70	12.4
30)	Murray, N.O. (RB)	832	169	4.9	656	146	4.5	176	23	7.7
31t)	*Aiyuk, S.F. (WR)	825	66	12.5	77	6	12.8	748	60	12.5
31t)	Edmonds, Ariz (RB)	825	145	5.7	451	94	4.8	374	51	7.3
33)	K. Murray, Ariz (QB)	816	131	6.2	816	131	6.2	0	0	---
34)	*Swift, Det. (RB)	808	145	5.6	467	102	4.6	341	43	7.9
35)	Gurley, Atl. (RB)	807	210	3.8	660	186	3.5	147	24	6.1
36)	M. Jones, Det. (WR)	798	68	11.7	0	0	---	798	68	11.7
37)	Gallup, Dal. (WR)	794	55	14.4	0	0	---	794	55	14.4
38)	Henderson, LA-R (RB)	783	154	5.1	624	138	4.5	159	16	9.9
39)	J. Jones, Atl. (WR)	771	51	15.1	0	0	---	771	51	15.1
40)	Gallman, NY-G (RB)	731	157	4.7	617	136	4.5	114	21	5.4
41)	D. Slayton, NY-G (WR)	728	50	14.6	-1	2	-0.5	729	48	15.2
42)	J. Williams, G.B. (RB)	715	145	4.9	479	114	4.2	236	31	7.6
43)	Godwin, T.B. (WR)	707	60	11.8	0	0	---	707	60	11.8
44)	Hockenson, Det. (TE)	698	65	10.7	0	1	0.0	698	64	10.9
45)	Gage, Atl. (WR)	693	64	10.8	-2	1	-2.0	695	63	11.0
46)	Mostert, S.F. (RB)	677	120	5.6	521	104	5.0	156	16	9.8
47)	Sanders, N.O. (WR)	675	53	12.7	12	1	12.0	663	52	12.8
48)	Ingram, NY-G (TE)	663	67	9.9	26	6	4.3	637	61	10.4
49)	*Akers, LA-R (RB)	662	131	5.1	591	124	4.8	71	7	10.1
50)	Wilson, S.F. (RB)	645	116	5.6	524	106	4.9	121	10	12.1

WEEK 16 / THROUGH MONDAY, DECEMBER 28, 2020**NFC / LEADERS IN FIRST DOWNS**

Rank	Player, Team	Rush	Rec	Tot
1)	Cook, Min. (RB)	91	17	108
2)	Kamara, N.O. (RB)	58	35	93
3)	Elliott, Dal. (RB)	59	18	77
4)	Montgomery, Chi. (RB)	53	21	74
5)	Hopkins, Ariz (WR)	0	73	73
6)	D. Adams, G.B. (WR)	0	69	69
7)	Robinson, Chi. (WR)	0	66	66
8t)	Jones, G.B. (RB)	50	13	63
8t)	Ridley, Atl. (WR)	1	62	63
10)	Metcalfe, Sea. (WR)	0	61	61
11)	Drake, Ariz (RB)	56	4	60
12t)	Davis, Car. (RB)	38	17	55
12t)	McKissic, Was. (RB)	25	30	55
14)	Woods, LA-R (WR)	9	45	54
15)	Cooper, Dal. (WR)	1	52	53
16t)	Carson, Sea. (RB)	40	12	52
16t)	M. Evans, T.B. (WR)	0	52	52
16t)	*Jefferson, Min. (WR)	0	52	52
16t)	K. Murray, Ariz (QB)	52	0	52
20t)	Lockett, Sea. (WR)	0	51	51
20t)	McLaurin, Was. (WR)	2	49	51
22)	Moore, Car. (WR)	1	49	50
23t)	Anderson, Car. (WR)	1	48	49
23t)	Thielen, Min. (WR)	0	49	49
25t)	Gurley, Atl. (RB)	42	6	48
25t)	Henderson, LA-R (RB)	40	8	48
25t)	Kupp, LA-R (WR)	3	45	48
28t)	*Lamb, Dal. (WR)	4	43	47
28t)	Sanders, Phi. (RB)	39	8	47
30t)	*Aiyuk, S.F. (WR)	3	43	46
30t)	*A. Gibson, Was. (RB)	37	9	46
30t)	Jones, T.B. (RB)	44	2	46
33t)	M. Jones, Det. (WR)	0	45	45
33t)	Samuel, Car. (WR)	10	35	45
35t)	Gage, Atl. (WR)	0	44	44
35t)	Murray, N.O. (RB)	36	8	44
37)	Edmonds, Ariz (RB)	22	21	43
38)	*Swift, Det. (RB)	28	14	42
39)	Gallup, Dal. (WR)	0	41	41
40t)	Hockenson, Det. (TE)	0	39	39
40t)	J. Williams, G.B. (RB)	28	11	39
42t)	Gallman, NY-G (RB)	32	6	38
42t)	Godwin, T.B. (WR)	0	38	38
42t)	D. Slayton, NY-G (WR)	0	38	38
45t)	Brown, LA-R (RB)	27	9	36
45t)	J. Jones, Atl. (WR)	0	36	36
45t)	L. Thomas, Was. (TE)	2	34	36
48t)	Peterson, Det. (RB)	31	4	35
48t)	Wilson, S.F. (RB)	29	6	35
50)	T. Hill, N.O. (QB)	30	4	34

WEEK 16 / THROUGH MONDAY, DECEMBER 28, 2020**NFC / LEADING PUNTERS**

Rank	Player, Team	No	Yards	Lg	Avg	TB	Blk	Dwn	OB	Opp Ret	In	Net	
1)	M. Dickson, Sea.	56	2762	67	49.3	6	0	8	6	24	163	31	44.3
2)	Fox, Det.	57	2796	67	49.1	7	0	11	4	19	96	26	44.9
3)	Way, Was.	67	3243	65	48.4	3	0	9	0	32	191	22	44.7
4)	Wishnowsky, S.F.	61	2866	60	47.0	6	1	5	4	21	169	23	41.6
5)	Johnston, Phi.	66	3092	66	46.8	5	1	5	5	39	254	24	40.9
6)	*Charlton, Car.	42	1943	67	46.3	3	0	6	2	16	164	21	40.9
7)	Hekker, LA-R	63	2877	63	45.7	5	1	9	9	21	294	27	38.8
8)	O'Donnell, Chi.	63	2871	64	45.6	5	0	10	2	24	287	27	39.4
9)	J. Scott, G.B.	44	2005	62	45.6	3	1	7	9	17	291	14	36.8
10)	Pinion, T.B.	55	2486	62	45.2	2	0	6	9	23	236	19	40.2
11)	Colquitt, Min.	51	2298	59	45.1	3	2	6	1	31	299	10	36.6
12)	Dixon, NY-G	60	2685	71	44.8	4	1	14	2	24	234	26	38.9
13)	Lee, Ariz	52	2300	61	44.2	3	0	7	2	22	201	19	39.2
14)	Morstead, N.O.	57	2465	58	43.2	2	0	5	5	19	38	22	41.9
15)	*Hofrichter, Atl.	55	2338	57	42.5	2	0	5	4	25	142	17	39.2

NFC / LEADING PUNTERS, NET AVERAGE

Rank	Player, Team	No	Yards	Lg	Avg	TB	Blk	Dwn	OB	Opp Ret	In	Net	
1)	Fox, Det.	57	2796	67	49.1	7	0	11	4	19	96	26	44.9
2)	Way, Was.	67	3243	65	48.4	3	0	9	0	32	191	22	44.7
3)	M. Dickson, Sea.	56	2762	67	49.3	6	0	8	6	24	163	31	44.3
4)	Morstead, N.O.	57	2465	58	43.2	2	0	5	5	19	38	22	41.9
5)	Wishnowsky, S.F.	61	2866	60	47.0	6	1	5	4	21	169	23	41.6
6)	*Charlton, Car.	42	1943	67	46.3	3	0	6	2	16	164	21	40.9
7)	Johnston, Phi.	66	3092	66	46.8	5	1	5	5	39	254	24	40.9
8)	Pinion, T.B.	55	2486	62	45.2	2	0	6	9	23	236	19	40.2
9)	O'Donnell, Chi.	63	2871	64	45.6	5	0	10	2	24	287	27	39.4
10)	Lee, Ariz	52	2300	61	44.2	3	0	7	2	22	201	19	39.2
11)	*Hofrichter, Atl.	55	2338	57	42.5	2	0	5	4	25	142	17	39.2
12)	Dixon, NY-G	60	2685	71	44.8	4	1	14	2	24	234	26	38.9
13)	Hekker, LA-R	63	2877	63	45.7	5	1	9	9	21	294	27	38.8
14)	J. Scott, G.B.	44	2005	62	45.6	3	1	7	9	17	291	14	36.8
15)	Colquitt, Min.	51	2298	59	45.1	3	2	6	1	31	299	10	36.6

NFC / PUNT RETURN LEADERS

Rank	Player, Team	Ret	FC	Yards	Avg	Long	TD
1)	*Lamb, Dal.	23	7	174	7.6	27	0
2)	Webster, LA-R	25	15	185	7.4	34	0
3)	S. Sims, Was.	22	18	140	6.4	22	0
4)	Kirk, Ariz	22	10	132	6.0	24	0
5)	Cooper, Car.	19	15	109	5.7	20	0

NFC / KICKOFF RETURN LEADERS

Rank	Player, Team	Ret	Yards	Avg	Long	TD
1)	Patterson, Chi.	33	964	29.2	104t	1
2)	Agnew, Det.	26	689	26.5	71	0
3)	Pollard, Dal.	29	705	24.3	67	0
4)	D. Lewis, NY-G	21	475	22.6	48	0
5)	D. Johnson, Was.	25	551	22.0	46	0
6)	Scott, Phi.	28	590	21.1	46	0

WEEK 16 / THROUGH MONDAY, DECEMBER 28, 2020**NFC / LEADERS IN INTERCEPTIONS**

Rank	Player, Team	Int	Yards	Avg	Long	TD
1)	Diggs, Sea.	5	57	11.4	32	0
2t)	C. Davis, T.B.	4	42	10.5	34	0
2t)	H. Smith, Min.	4	24	6.0	16	0
2t)	D. Williams, LA-R	4	21	5.3	19	0
2t)	Savage, G.B.	4	13	3.3	9	0
2t)	Fuller, Was.	4	0	0.0	0	0
7t)	Jackson, Car.	3	110	36.7	66	0
7t)	J. Jenkins, N.O.	3	53	17.7	36t	1
7t)	*Fuller, LA-R	3	45	15.0	37	0
7t)	*Diggs, Dal.	3	43	14.3	33	0
7t)	M. Williams, N.O.	3	37	12.3	20	0
7t)	Wreh-Wilson, Atl.	3	26	8.7	23	0
7t)	Wilson, Min.	3	23	7.7	16	0
7t)	Shaqui. Griffin, Sea.	3	20	6.7	16	0
7t)	Bradberry, NY-G	3	19	6.3	19	0
7t)	Kirkpatrick, Ariz	3	13	4.3	13	0
7t)	P. Peterson, Ariz	3	7	2.3	7	0
7t)	Kendricks, Min.	3	0	0.0	0	0
19t)	Baker, Ariz	2	90	45.0	90	0
19t)	*Curl, Was.	2	88	44.0	76t	1
19t)	D. Jones, Atl.	2	84	42.0	67t	1
19t)	Edwards, T.B.	2	67	33.5	37	0
19t)	Oluokun, Atl.	2	65	32.5	51	0
19t)	Hill, LA-R	2	35	17.5	35t	1
19t)	Harmon, Det.	2	22	11.0	21	0
19t)	D. Reed, Sea.	2	21	10.5	20	0
19t)	Kirksey, G.B.	2	18	9.0	10	0
19t)	Ro. Smith, Chi.	2	16	8.0	11	0
19t)	Pierre-Paul, T.B.	2	15	7.5	15	0
19t)	A. Brown, Dal.	2	14	7.0	14	0
19t)	Ta. Gipson, Chi.	2	10	5.0	9	0
19t)	M. Jenkins, N.O.	2	10	5.0	9	0
19t)	Ja. Taylor, S.F.	2	8	4.0	8	0
19t)	Warner, S.F.	2	3	1.5	3	0
19t)	Whitehead, T.B.	2	2	1.0	2	0
19t)	Neal, Sea.	2	1	0.5	1	0
19t)	*Dantzler, Min.	2	0	0.0	0	0
19t)	Moreau, Was.	2	0	0.0	0	0
19t)	Robinson, N.O.	2	0	0.0	0	0
19t)	Verrett, S.F.	2	0	0.0	0	0

WEEK 16 / THROUGH MONDAY, DECEMBER 28, 2020**NFC / LEADERS IN SACKS**

Rank	Player, Team	Sacks
1)	Donald, LA-R (DE)	13.5
2t)	Hendrickson, N.O. (DE)	12.5
2t)	Reddick, Ariz (LB)	12.5
2t)	Z. Smith, G.B. (LB)	12.5
5t)	J. Adams, Sea. (DE)	9.5
5t)	Floyd, LA-R (LB)	9.5
5t)	Pierre-Paul, T.B. (LB)	9.5
8t)	Burns, Car. (DE)	9.0
8t)	R. Okwara, Det. (DE)	9.0
8t)	White, T.B. (LB)	9.0
11t)	Hyder, S.F. (DE)	8.5
11t)	L. Williams, NY-G (DE)	8.5
13t)	Barrett, T.B. (LB)	8.0
13t)	Graham, Phi. (DE)	8.0
13t)	K. Mack, Chi. (LB)	8.0
13t)	Sweat, Was. (DE)	8.0
17)	Jordan, N.O. (DE)	7.5
18)	Gardeck, Ariz (LB)	7.0
19t)	Cox, Phi. (DT)	6.5
19t)	Onyemata, N.O. (DT)	6.5
19t)	J. Reed, Sea. (DT)	6.5
19t)	*Young, Was. (DE)	6.5
23t)	Dunlap, Cin.-Sea. (DE)	6.0
23t)	Griffen, Dal.-Det. (DE)	6.0
23t)	Sweat, Phi. (DE)	6.0
26t)	Barnett, Phi. (DE)	5.5
26t)	Kerrigan, Was. (DE)	5.5
26t)	Lawrence, Dal. (DE)	5.5
29t)	Brockers, LA-R (DE)	5.0
29t)	Fox, LA-R (DE)	5.0
29t)	Gary, G.B. (LB)	5.0
29t)	Nichols, Chi. (NT)	5.0
29t)	Settle, Was. (DT)	5.0
29t)	A. Smith, Dal. (DE)	5.0
29t)	Suh, T.B. (DE)	5.0
36t)	Hargrave, Phi. (NT)	4.5
36t)	D. Jones, Atl. (LB)	4.5
36t)	Obada, Car. (DE)	4.5
39t)	Davis, N.O. (LB)	4.0
39t)	Edwards, Chi. (DE)	4.0
39t)	Golden, NY-G-Ariz (LB)	4.0
39t)	Haynes, Car. (DE)	4.0
39t)	Jarrett, Atl. (DT)	4.0
39t)	Keke, G.B. (DE)	4.0
39t)	Lawrence, NY-G (DT)	4.0
39t)	Mayowa, Sea. (DE)	4.0
39t)	*Robinson, Sea. (DE)	4.0
39t)	P. Smith, G.B. (LB)	4.0
39t)	Ro. Smith, Chi. (LB)	4.0
50t)	Armstead, S.F. (DE)	3.5
50t)	Gregory, Dal. (DE)	3.5
50t)	Hicks, Chi. (DE)	3.5
50t)	Odenigbo, Min. (DE)	3.5

WEEK 16 / THROUGH MONDAY, DECEMBER 28, 2020

NFC / FUMBLE RECOVERIES

Rank	Player, Team	TotRec	OffRec	DefRec
1)	Wentz, Phi.	4	4	0
2t)	Brady, T.B.	3	3	0
2t)	T. Hill, N.O.	3	3	0
2t)	*Hurts, Phi.	3	3	0
2t)	Jones, NY-G	3	3	0
2t)	Kamara, N.O.	3	3	0
2t)	Trubisky, Chi.	3	3	0
2t)	Tuioti-Mariner, Atl.	3	1	2
9t)	Alexander, S.F.-N.O.	2	0	2
9t)	Armstrong, Dal.	2	0	2
9t)	Boston, Car.	2	0	2
9t)	Brees, N.O.	2	2	0
9t)	*Callaway, N.O.	2	0	2
9t)	*Chinn, Car.	2	0	2
9t)	David, T.B.	2	0	2
9t)	Elliott, Dal.	2	2	0
9t)	Floyd, LA-R	2	0	2
9t)	Foles, Chi.	2	2	0
9t)	Gray, N.O.	2	2	0
9t)	M. Harris, S.F.	2	0	2
9t)	*Hartsfield, Car.	2	0	2
9t)	Haskins, Was.	2	2	0
9t)	Haynes, Car.	2	0	2
9t)	Hill, LA-R	2	0	2
9t)	Kelce, Phi.	2	2	0
9t)	K. Mack, Chi.	2	0	2
9t)	McLeod, Phi.	2	0	2
9t)	*Metellus, Min.	2	1	1
9t)	A. Miller, Chi.	2	2	0
9t)	Dav. Moore, Sea.	2	2	0
9t)	K. Murray, Ariz	2	2	0
9t)	Obada, Car.	2	0	2
9t)	Pierre-Paul, T.B.	2	0	2
9t)	D. Reed, Sea.	2	1	1
9t)	Reiff, Min.	2	2	0
9t)	Reynolds, LA-R	2	2	0
9t)	Ryan, NY-G	2	0	2
9t)	Sherfield, Ariz	2	0	2
9t)	S. Sims, Was.	2	2	0
9t)	Singleton, Phi.	2	0	2
9t)	A. Smith, Dal.	2	0	2
9t)	J. Smith, Dal.	2	0	2
9t)	Smith, N.O.	2	2	0
9t)	Z. Smith, G.B.	2	0	2
9t)	*Swain, Sea.	2	1	1
9t)	Warner, S.F.	2	0	2
9t)	Webster, LA-R	2	2	0
9t)	P. Williams, N.O.	2	0	2
9t)	D. Wilson, Dal.	2	0	2
9t)	Wilson, Min.	2	0	2
9t)	*Wright, Was.	2	2	0
9t)	Wright, Sea.	2	0	2
9t)	*Young, Was.	2	0	2

WEEK 16 / THROUGH MONDAY, DECEMBER 28, 2020

NFC / OFFENSIVE FUMBLE RECOVERIES

Rank	Player, Team	Ret	Yards	Avg	Long	TD
1)	Wentz, Phi.	4	0	0.0	0	0
2t)	Brady, T.B.	3	0	0.0	0	0
2t)	T. Hill, N.O.	3	0	0.0	0	0
2t)	*Hurts, Phi.	3	0	0.0	0	0
2t)	Jones, NY-G	3	0	0.0	0	0
2t)	Kamara, N.O.	3	0	0.0	0	0
2t)	Trubisky, Chi.	3	0	0.0	0	0
8t)	Brees, N.O.	2	0	0.0	0	0
8t)	Elliott, Dal.	2	0	0.0	0	0
8t)	Foles, Chi.	2	0	0.0	0	0
8t)	Gray, N.O.	2	0	0.0	0	0
8t)	Haskins, Was.	2	0	0.0	0	0
8t)	Kelce, Phi.	2	0	0.0	0	0
8t)	A. Miller, Chi.	2	0	0.0	0	0
8t)	Dav. Moore, Sea.	2	0	0.0	0	0
8t)	K. Murray, Ariz	2	0	0.0	0	0
8t)	Reiff, Min.	2	0	0.0	0	0
8t)	S. Sims, Was.	2	0	0.0	0	0
8t)	Smith, N.O.	2	0	0.0	0	0
8t)	Webster, LA-R	2	0	0.0	0	0
8t)	*Wright, Was.	2	0	0.0	0	0
8t)	Reynolds, LA-R	2	-2	-1.0	8	0

NFC / DEFENSIVE FUMBLE RECOVERIES

Rank	Player, Team	Ret	Yards	Avg	Long	TD
1t)	A. Smith, Dal.	2	78	39.0	78t	1
1t)	Obada, Car.	2	54	27.0	54	0
1t)	McLeod, Phi.	2	50	25.0	53t	1
1t)	*Young, Was.	2	47	23.5	47t	1
1t)	*Chinn, Car.	2	45	22.5	28t	2
1t)	J. Smith, Dal.	2	21	10.5	21	0
1t)	Alexander, S.F.-N.O.	2	20	10.0	20	0
1t)	Hill, LA-R	2	20	10.0	20t	1
1t)	Wilson, Min.	2	7	3.5	4	0
1t)	Pierre-Paul, T.B.	2	6	3.0	6	0
1t)	Haynes, Car.	2	1	0.5	1	0
1t)	Singleton, Phi.	2	1	0.5	1	0
1t)	Tuioti-Mariner, Atl.	2	1	0.5	1	0
1t)	Armstrong, Dal.	2	0	0.0	0	0
1t)	Boston, Car.	2	0	0.0	0	0
1t)	*Callaway, N.O.	2	0	0.0	0	0
1t)	David, T.B.	2	0	0.0	0	0
1t)	Floyd, LA-R	2	0	0.0	0	0
1t)	M. Harris, S.F.	2	0	0.0	0	0
1t)	*Hartsfield, Car.	2	0	0.0	0	0
1t)	K. Mack, Chi.	2	0	0.0	0	0
1t)	Ryan, NY-G	2	0	0.0	0	0
1t)	Sherfield, Ariz	2	0	0.0	0	0
1t)	Z. Smith, G.B.	2	0	0.0	0	0
1t)	Warner, S.F.	2	0	0.0	0	0
1t)	P. Williams, N.O.	2	0	0.0	0	0
1t)	D. Wilson, Dal.	2	0	0.0	0	0
1t)	Wright, Sea.	2	0	0.0	0	0

WEEK 16 / THROUGH MONDAY, DECEMBER 28, 2020

NFL / LEADING PASSERS

Player, Team	Pct			Yds	Avg		Pct			Pct	Rating
	Att	Comp	Comp		Gain	TD	TD	Long	Int		
Rodgers, G.B.	502	353	70.3	4059	8.09	44	8.8	78t	5	1.0	119.4
Watson, Hou.	505	354	70.1	4458	8.83	30	5.9	77t	6	1.2	112.1
Mahomes, K.C.	588	390	66.3	4740	8.06	38	6.5	75t	6	1.0	108.2
Tannehill, Ten.	454	297	65.4	3603	7.94	32	7.0	75t	7	1.5	106.7
Allen, Buf.	547	378	69.1	4320	7.90	34	6.2	55	9	1.6	106.4
Wilson, Sea.	522	364	69.7	4031	7.72	38	7.3	62	13	2.5	106.3
Brees, N.O.	358	253	70.7	2741	7.66	21	5.9	52t	6	1.7	105.4
Cousins, Min.	476	321	67.4	3860	8.11	32	6.7	71t	13	2.7	103.1
Carr, L.V.	479	324	67.6	3732	7.79	25	5.2	85t	7	1.5	102.2
Brady, T.B.	569	375	65.9	4234	7.44	36	6.3	50	11	1.9	101.0
Prescott, Dal.	222	151	68.0	1856	8.36	9	4.1	58	4	1.8	99.6
Jackson, Bal.	358	232	64.8	2644	7.39	23	6.4	47	8	2.2	99.0
Rivers, Ind.	517	353	68.3	4005	7.75	23	4.4	55	10	1.9	98.0
*Herbert, LA-C	564	374	66.3	4034	7.15	28	5.0	72t	10	1.8	96.3
Minshew, Jac.	327	216	66.1	2259	6.91	16	4.9	51	5	1.5	95.9
Mayfield, Cle.	459	288	62.7	3367	7.34	25	5.4	75t	8	1.7	95.8
Fitzpatrick, Mia.	267	183	68.5	2091	7.83	13	4.9	70	8	3.0	95.6
Trubisky, Chi.	255	166	65.1	1803	7.07	16	6.3	35	7	2.7	95.3
Stafford, Det.	497	319	64.2	3791	7.63	23	4.6	73	9	1.8	95.2
Bridgewater, Car.	469	327	69.7	3557	7.58	15	3.2	75t	9	1.9	94.5
K. Murray, Ariz	547	367	67.1	3884	7.10	26	4.8	80t	12	2.2	94.3
Roethlisberger, Pit.	608	399	65.6	3804	6.26	33	5.4	84t	10	1.6	94.1
*Tagovailoa, Mia.	232	151	65.1	1453	6.26	10	4.3	35	2	0.9	93.2
Ryan, Atl.	582	378	64.9	4316	7.42	24	4.1	63	11	1.9	93.0
Dalton, Dal.	286	187	65.4	1926	6.73	14	4.9	69	7	2.4	90.7
Goff, LA-R	552	370	67.0	3952	7.16	20	3.6	56t	13	2.4	90.0
*Burrow, Cin.	404	264	65.3	2688	6.65	13	3.2	67	5	1.2	89.8
Mullens, S.F.	326	211	64.7	2437	7.48	12	3.7	49	12	3.7	84.1
Foles, Chi.	312	202	64.7	1852	5.94	10	3.2	50	8	2.6	80.8
Smith, Was.	220	146	66.4	1420	6.45	4	1.8	68t	6	2.7	79.0
Newton, N.E.	338	221	65.4	2415	7.14	5	1.5	50	10	3.0	78.9
Jones, NY-G	423	263	62.2	2714	6.42	9	2.1	53	9	2.1	78.9
Haskins, Was.	241	148	61.4	1439	5.97	5	2.1	50	7	2.9	73.0
Wentz, Phi.	437	251	57.4	2620	6.00	16	3.7	59	15	3.4	72.8
Lock, Den.	402	229	57.0	2594	6.45	14	3.5	61	15	3.7	72.5
Darnold, NY-J	330	194	58.8	1942	5.88	8	2.4	69t	9	2.7	72.3

NFL / LEADING PASSERS, RANKS

Player, Team	Pct			Yds	Avg		Pct			Pct	Rating
	Att	Comp	Comp		Gain	TD	TD	Long	Int		
Rodgers, G.B.	12	11t	2	6	4	1	1		3t	2	1
Watson, Hou.	11	10	3	2	1	9	10		6t	4	2
Mahomes, K.C.	2	2	15	1	5	2t	5		6t	3	3
Tannehill, Ten.	18	17	20	16	6	7t	3		10t	8	4
Allen, Buf.	7t	3t	6	3	7	5	9		19t	10	5
Wilson, Sea.	9	9	4	8	11	2t	2		32t	25	6
Brees, N.O.	23t	21	1	19	12	18	11		6t	11	7
Cousins, Min.	15	15	11	12	3	7t	4		32t	29	8
Carr, L.V.	14	14	10	15	9	12t	14		10t	6	9
Brady, T.B.	4	5	18	5	16	4	7		28t	18	10
Prescott, Dal.	35	33t	9	31	2	31t	24		2	14	11
Jackson, Bal.	23t	23	27	22	18	15t	6		15t	22	12
Rivers, Ind.	10	11t	8	9	10	15t	21		24t	19	13
*Herbert, LA-C	5	6	16	7	21	10	15		24t	13	14
Minshew, Jac.	27	26	17	27	25	20t	17		3t	7	15
Mayfield, Cle.	17	18	31	18	19	12t	12		15t	12	16
Fitzpatrick, Mia.	31	31	7	28	8	26t	18		15t	33	17
Trubisky, Chi.	32	32	24	33	24	20t	8		10t	30	18
Stafford, Det.	13	16	30	14	13	15t	20		19t	15	19
Bridgewater, Car.	16	13	5	17	14	23	31		19t	17	20
K. Murray, Ariz	7t	8	12	11	23	11	19		30t	21	21
Roethlisberger, Pit.	1	1	19	13	32	6	13		24t	9	22
*Tagovailoa, Mia.	34	33t	25	34	31	29t	22		1	1	23
Ryan, Atl.	3	3t	26	4	17	14	23		28t	16	24
Dalton, Dal.	30	30	21t	30	26	24t	16		10t	24	25
Goff, LA-R	6	7	13	10	20	19	27		32t	23	26
*Burrow, Cin.	21	19	23	21	27	26t	29		3t	5	27
Mullens, S.F.	28	27	29	25	15	28	25		30t	35	28
Foles, Chi.	29	28	28	32	35	29t	30		15t	26	29
Smith, Was.	36	36	14	36	28	42t	35		6t	27t	30
Newton, N.E.	25	25	21t	26	22	37t	36		24t	32	31
Jones, NY-G	20	20	32	20	30	31t	33		19t	20	32
Haskins, Was.	33	35	33	35	34	37t	34		10t	31	33
Wentz, Phi.	19	22	35	23	33	20t	26		35t	34	34
Lock, Den.	22	24	36	24	29	24t	28		35t	36	35
Darnold, NY-J	26	29	34	29	36	33	32		19t	27t	36

WEEK 16 / THROUGH MONDAY, DECEMBER 28, 2020

NFL / FOURTH-QUARTER PASSING LEADERS

Rank	Player, Team	Att	Comp	Comp%	Yards	YPA	TD	TD%	Int	Int%	Rating
1)	Brees, N.O.	83	64	77.1	723	8.71	6	7.2	0	0.0	126.7
2)	Watson, Hou.	139	99	71.2	1322	9.51	12	8.6	2	1.4	123.8
3)	Jackson, Bal.	66	45	68.2	532	8.06	5	7.6	0	0.0	117.7
4)	Brady, T.B.	120	81	67.5	979	8.16	10	8.3	1	0.8	116.6
5)	*Tagovailoa, Mia.	47	36	76.6	332	7.06	3	6.4	0	0.0	116.6
6)	Cousins, Min.	138	93	67.4	1090	7.90	13	9.4	2	1.4	116.5
7)	Mahomes, K.C.	124	85	68.5	1017	8.20	11	8.9	2	1.6	116.2
8)	Allen, Buf.	114	80	70.2	1081	9.48	8	7.0	3	2.6	112.5
9)	Roethlisberger, Pit.	147	109	74.1	960	6.53	12	8.2	3	2.0	109.8
10)	Rodgers, G.B.	102	71	69.6	806	7.90	5	4.9	1	1.0	105.3
11)	Beathard, S.F.	40	26	65.0	300	7.50	2	5.0	0	0.0	104.2
12)	Goff, LA-R	115	75	65.2	857	7.45	7	6.1	1	0.9	104.1
13)	Tannehill, Ten.	126	84	66.7	805	6.39	10	7.9	2	1.6	104.1
14)	Trubisky, Chi.	61	40	65.6	387	6.34	6	9.8	2	3.3	102.3
15)	*Burrow, Cin.	106	74	69.8	738	6.96	6	5.7	2	1.9	100.3
16)	Carr, L.V.	110	72	65.5	725	6.59	7	6.4	3	2.7	93.9
17)	Mayfield, Cle.	87	49	56.3	619	7.11	6	6.9	2	2.3	92.1
18)	Prescott, Dal.	88	57	64.8	631	7.17	4	4.5	2	2.3	91.6
19)	Mullens, S.F.	132	89	67.4	1055	7.99	6	4.5	5	3.8	90.9
20)	Minshew, Jac.	125	75	60.0	789	6.31	7	5.6	2	1.6	90.4
21)	Bridgewater, Car.	133	94	70.7	1129	8.49	1	0.8	3	2.3	89.5
22)	Foles, Chi.	124	77	62.1	697	5.62	7	5.6	2	1.6	89.3
23)	Wilson, Sea.	134	83	61.9	1025	7.65	9	6.7	6	4.5	89.3
24)	Haskins, Was.	63	40	63.5	435	6.90	2	3.2	1	1.6	87.7
25)	Newton, N.E.	94	62	66.0	680	7.23	1	1.1	1	1.1	86.3
26)	K. Murray, Ariz	121	73	60.3	808	6.68	7	5.8	4	3.3	85.7
27)	Stafford, Det.	149	92	61.7	1045	7.01	5	3.4	3	2.0	85.6
28)	Dalton, Dal.	80	51	63.7	451	5.64	4	5.0	2	2.5	84.9
29)	Rivers, Ind.	134	88	65.7	917	6.84	4	3.0	4	3.0	82.8
30)	Ryan, Atl.	169	105	62.1	1238	7.33	6	3.6	6	3.6	81.4
31)	*Herbert, LA-C	149	97	65.1	917	6.15	4	2.7	4	2.7	79.7
32)	Fitzpatrick, Mia.	78	51	65.4	578	7.41	3	3.8	4	5.1	78.9
33)	Wentz, Phi.	130	70	53.8	725	5.58	8	6.2	4	3.1	77.9
34)	Jones, NY-G	138	78	56.5	756	5.48	4	2.9	2	1.4	75.6
35)	Smith, Was.	66	39	59.1	424	6.42	2	3.0	2	3.0	75.6
36)	Lock, Den.	129	72	55.8	889	6.89	7	5.4	8	6.2	69.6
37)	Darnold, NY-J	77	42	54.5	330	4.29	1	1.3	2	2.6	58.9
38)	Flacco, NY-J	48	22	45.8	230	4.79	1	2.1	1	2.1	58.5
39)	Stidham, N.E.	39	20	51.3	228	5.85	2	5.1	3	7.7	54.2
40)	*Hurts, Phi.	51	24	47.1	315	6.18	1	2.0	3	5.9	49.1

NFL / THIRD-DOWN PASSING LEADERS

Rank	Player, Team	Att	Comp	Comp%	Yards	YPA	TD	TD%	Int	Int%	Rating
1)	Mahomes, K.C.	128	80	62.5	1139	8.90	11	8.6	1	0.8	116.6
2)	Rodgers, G.B.	129	82	63.6	1223	9.48	11	8.5	4	3.1	110.1
3)	Brady, T.B.	143	87	60.8	956	6.69	11	7.7	0	0.0	106.3
4)	Carr, L.V.	128	82	64.1	1169	9.13	7	5.5	2	1.6	105.2
5)	*Herbert, LA-C	151	95	62.9	1127	7.46	14	9.3	6	4.0	100.0
6)	Cousins, Min.	109	70	64.2	847	7.77	7	6.4	3	2.8	97.9
7)	Allen, Buf.	107	72	67.3	803	7.50	5	4.7	2	1.9	97.2
8)	Ryan, Atl.	137	87	63.5	939	6.85	7	5.1	2	1.5	94.5
9)	Jackson, Bal.	91	55	60.4	656	7.21	7	7.7	3	3.3	94.4
10)	Stafford, Det.	123	78	63.4	1064	8.65	5	4.1	3	2.4	94.4
11)	Watson, Hou.	119	71	59.7	1002	8.42	5	4.2	2	1.7	93.9
12)	Brees, N.O.	90	61	67.8	657	7.30	5	5.6	3	3.3	93.6
13)	Jones, NY-G	117	79	67.5	850	7.26	4	3.4	2	1.7	92.9
14)	Goff, LA-R	147	96	65.3	1155	7.86	6	4.1	4	2.7	91.5
15)	Bridgewater, Car.	117	79	67.5	932	7.97	3	2.6	3	2.6	89.4
16)	Rivers, Ind.	130	84	64.6	1021	7.85	6	4.6	5	3.8	88.0
17)	Tannehill, Ten.	119	67	56.3	660	5.55	7	5.9	2	1.7	84.7
18)	Roethlisberger, Pit.	166	104	62.7	1048	6.31	7	4.2	4	2.4	84.6
19)	Wilson, Sea.	113	71	62.8	775	6.86	6	5.3	5	4.4	82.3
20)	Wentz, Phi.	98	54	55.1	628	6.41	3	3.1	2	2.0	76.4
21)	*Burrow, Cin.	91	55	60.4	639	7.02	2	2.2	3	3.3	75.3
22)	Darnold, NY-J	106	57	53.8	641	6.05	6	5.7	4	3.8	75.2
23)	Newton, N.E.	79	52	65.8	478	6.05	2	2.5	3	3.8	74.8
24)	Mayfield, Cle.	119	64	53.8	702	5.90	6	5.0	4	3.4	74.3
25)	K. Murray, Ariz	132	73	55.3	783	5.93	7	5.3	6	4.5	71.6
26)	Mullens, S.F.	80	46	57.5	513	6.41	5	6.3	5	6.3	71.5
27)	Foles, Chi.	82	42	51.2	356	4.34	4	4.9	2	2.4	69.0
28)	Lock, Den.	109	59	54.1	681	6.25	2	1.8	5	4.6	60.2

WEEK 16 / THROUGH MONDAY, DECEMBER 28, 2020

NFL / LEADING RUSHERS

Rank	Player, Team	Att	Yards	Avg	Long	TD
1)	Henry, Ten.	344	1777	5.2	94t	15
2)	Cook, Min.	312	1557	5.0	70t	16
3)	*J. Robinson, Jac.	240	1070	4.5	47	7
4)	Jones, G.B.	190	1062	5.6	77t	8
5)	Montgomery, Chi.	225	1001	4.4	80t	7
6)	Jacobs, L.V.	258	976	3.8	24	10
7)	Chubb, Cle.	176	959	5.4	59	11
8)	Elliott, Dal.	230	937	4.1	31	5
9)	Kamara, N.O.	187	932	5.0	49	16
10)	Drake, Ariz	229	919	4.0	69t	10
11)	*Taylor, Ind.	202	916	4.5	62t	9
12)	Jackson, Bal. (QB)	148	908	6.1	50t	7
13)	Jones, T.B.	180	900	5.0	98t	6
14)	Gordon, Den.	189	893	4.7	65	8
15)	Sanders, Phi.	164	867	5.3	82t	6
16)	K. Murray, Ariz (QB)	131	816	6.2	48	11
17)	Hunt, Cle.	188	804	4.3	33	6
18)	*Edwards-Helaire, K.C.	181	803	4.4	31	4
19)	*A. Gibson, Was.	151	720	4.8	40	11
20)	Harris, N.E.	137	691	5.0	41	2
21)	Conner, Pit.	160	683	4.3	59	6
22)	Singletary, Buf.	153	680	4.4	51t	2
23)	Edwards, Bal.	132	663	5.0	36	6
24)	Gurley, Atl.	186	660	3.5	35t	9
25)	Murray, N.O.	146	656	4.5	36t	4
26)	Gore, NY-J	187	653	3.5	17	2
27)	*Dobbins, Bal.	121	645	5.3	44	7
28)	Davis, Car.	165	642	3.9	25	6
29)	Carson, Sea.	130	637	4.9	29t	5
30)	Henderson, LA-R	138	624	4.5	40	5
31)	Gallman, NY-G	136	617	4.5	60	6
32)	Da. Johnson, Hou.	133	607	4.6	48	5
33)	*Akers, LA-R	124	591	4.8	61	2
34)	Gaskin, Mia.	135	564	4.2	26	2
35)	Peterson, Det.	149	541	3.6	27	6
36)	Wilson, S.F.	106	524	4.9	34	6
37)	Mostert, S.F.	104	521	5.0	80t	2
38)	Newton, N.E. (QB)	126	513	4.1	38	12
39)	Ekeler, LA-C	109	512	4.7	27	1
40)	Lindsay, Den.	118	502	4.3	55t	1
41)	Wilson, Sea. (QB)	78	484	6.2	38	2
42)	J. Williams, G.B.	114	479	4.2	25	2
43)	*Moss, Buf.	109	473	4.3	31	4
44)	*Swift, Det.	102	467	4.6	54	7
45)	Edmonds, Ariz	94	451	4.8	32	1
46)	Watson, Hou. (QB)	87	432	5.0	16	3
47)	Mixon, Cin.	119	428	3.6	34t	3
48)	Pollard, Dal.	96	420	4.4	42t	4
49)	Allen, Buf. (QB)	100	418	4.2	24t	8
50)	T. Hill, N.O. (QB)	80	416	5.2	43	7

WEEK 16 / THROUGH MONDAY, DECEMBER 28, 2020**NFL / THIRD-AND-ONE RUSHING LEADERS**

Rank	Player, Team	Att	FD	Pct
1t)	Barber, Was.	7	7	100.0
1t)	Jones, T.B.	7	7	100.0
1t)	Chubb, Cle.	6	6	100.0
1t)	Murray, N.O.	6	6	100.0
1t)	McKissic, Was.	5	5	100.0
1t)	Montgomery, Chi.	5	5	100.0
1t)	Armah, Car.	4	4	100.0
1t)	Brissett, Ind.	4	4	100.0
1t)	*Burrow, Cin.	4	4	100.0
1t)	Kamara, N.O.	4	4	100.0
1t)	Lock, Den.	4	4	100.0
1t)	Yeldon, Buf.	4	4	100.0
13)	Edwards, Bal.	13	12	92.3
14)	Newton, N.E.	12	11	91.7
15)	J. Williams, G.B.	9	8	88.9
16t)	Brown, LA-R	7	6	85.7
16t)	Gurley, Atl.	7	6	85.7
16t)	Hunt, Cle.	7	6	85.7
16t)	Wentz, Phi.	7	6	85.7
20)	Drake, Ariz	11	9	81.8
21t)	Bernard, Cin.	5	4	80.0
21t)	Juszczyk, S.F.	5	4	80.0
21t)	Tannehill, Ten.	5	4	80.0
21t)	Watson, Hou.	5	4	80.0
25)	Henry, Ten.	14	11	78.6
26t)	T. Hill, N.O.	9	7	77.8
26t)	*Moss, Buf.	9	7	77.8
28)	Elliott, Dal.	13	10	76.9
29)	Conner, Pit.	7	5	71.4
30t)	Snell, Pit.	12	8	66.7
30t)	Da. Johnson, Hou.	9	6	66.7
30t)	*J. Robinson, Jac.	9	6	66.7
30t)	Gordon, Den.	6	4	66.7
34)	Cook, Min.	14	9	64.3
35)	Ballage, NY-J-LA-C	8	5	62.5
36)	*Kelley, LA-C	10	6	60.0
37)	Allen, Buf.	10	5	50.0
38)	Jacobs, L.V.	9	4	44.4

WEEK 16 / THROUGH MONDAY, DECEMBER 28, 2020

NFL / LEADERS IN RECEPTIONS

Rank	Player, Team	Rec	Yards	Avg	Long	TD
1)	Diggs, Buf.	120	1459	12.2	55	8
2)	Hopkins, Ariz	111	1372	12.4	60	6
3)	D. Adams, G.B.	109	1328	12.2	56t	17
4)	Kelce, K.C. (TE)	105	1416	13.5	45	11
5t)	Robinson, Chi.	100	1213	12.1	42	6
5t)	Allen, LA-C	100	992	9.9	28	8
7)	Waller, L.V. (TE)	98	1079	11.0	38t	8
8t)	Anderson, Car.	92	1056	11.5	75t	3
8t)	Kupp, LA-R	92	974	10.6	55t	3
10)	Smith-Schuster, Pit.	91	766	8.4	31t	8
11)	Lockett, Sea.	88	964	11.0	47t	8
12)	T. Hill, K.C.	87	1276	14.7	75t	15
13t)	Cooper, Dal.	86	1073	12.5	69	5
13t)	Woods, LA-R	86	900	10.5	56t	6
15)	D. Johnson, Pit.	85	828	9.7	46	7
16)	Kamara, N.O. (RB)	83	756	9.1	52t	5
17t)	Ridley, Atl.	82	1322	16.1	63	9
17t)	Beasley, Buf.	82	967	11.8	35	4
19t)	Metcalfe, Sea.	80	1282	16.0	62	10
19t)	McLaurin, Was.	80	1078	13.5	68t	3
21)	*Jefferson, Min.	79	1267	16.0	71t	7
22)	Boyd, Cin.	78	840	10.8	72t	4
23)	McKissic, Was. (RB)	75	559	7.5	29t	2
24t)	Cooks, Hou.	70	984	14.1	57t	4
24t)	Thielen, Min.	70	868	12.4	51	14
24t)	Samuel, Car.	70	733	10.5	44	3
27t)	*Lamb, Dal.	69	892	12.9	52t	5
27t)	L. Thomas, Was. (TE)	69	633	9.2	30	5
29)	M. Jones, Det.	68	798	11.7	39	7
30t)	M. Evans, T.B.	67	960	14.3	50	13
30t)	*Higgins, Cin.	67	908	13.6	67	6
30t)	Landry, Cle.	67	789	11.8	32	3
33)	Hockenson, Det. (TE)	64	698	10.9	51	6
34)	Gage, Atl.	63	695	11.0	35	3
35t)	Moore, Car.	61	1092	17.9	74t	4
35t)	Engram, NY-G (TE)	61	637	10.4	53	1
37t)	C. Davis, Ten.	60	945	15.8	75t	5
37t)	A. Brown, Ten.	60	924	15.4	73t	10
37t)	*Aiyuk, S.F.	60	748	12.5	49	5
37t)	Godwin, T.B.	60	707	11.8	47	5
37t)	Henry, LA-C (TE)	60	613	10.2	33	4
42)	Davis, Car. (RB)	59	373	6.3	23	2
43t)	Fant, Den. (TE)	58	625	10.8	37	3
43t)	Shepard, NY-G	58	544	9.4	29	2
43t)	Hines, Ind. (RB)	58	432	7.4	29t	4
46)	*Claypool, Pit.	57	772	13.5	84t	8
47t)	Parker, Mia.	56	677	12.1	28	4
47t)	Ebron, Pit. (TE)	56	558	10.0	27	5
47t)	Schultz, Dal. (TE)	56	545	9.7	28	4
50t)	Gallup, Dal.	55	794	14.4	55	5
50t)	Crowder, NY-J	55	668	12.1	69t	6

WEEK 16 / THROUGH MONDAY, DECEMBER 28, 2020**NFL / RECEIVING YARDAGE LEADERS**

Rank	Player, Team	Yards	Rec	Avg	Long	TD
1)	Diggs, Buf.	1459	120	12.2	55	8
2)	Kelce, K.C. (TE)	1416	105	13.5	45	11
3)	Hopkins, Ariz	1372	111	12.4	60	6
4)	D. Adams, G.B.	1328	109	12.2	56t	17
5)	Ridley, Atl.	1322	82	16.1	63	9
6)	Metcalf, Sea.	1282	80	16.0	62	10
7)	T. Hill, K.C.	1276	87	14.7	75t	15
8)	*Jefferson, Min.	1267	79	16.0	71t	7
9)	Robinson, Chi.	1213	100	12.1	42	6
10)	Moore, Car.	1092	61	17.9	74t	4
11)	Waller, L.V. (TE)	1079	98	11.0	38t	8
12)	McLaurin, Was.	1078	80	13.5	68t	3
13)	Cooper, Dal.	1073	86	12.5	69	5
14)	Anderson, Car.	1056	92	11.5	75t	3
15)	Allen, LA-C	992	100	9.9	28	8
16)	Cooks, Hou.	984	70	14.1	57t	4
17)	Kupp, LA-R	974	92	10.6	55t	3
18)	Beasley, Buf.	967	82	11.8	35	4
19)	Lockett, Sea.	964	88	11.0	47t	8
20)	M. Evans, T.B.	960	67	14.3	50	13
21)	C. Davis, Ten.	945	60	15.8	75t	5
22)	A. Brown, Ten.	924	60	15.4	73t	10
23)	*Higgins, Cin.	908	67	13.6	67	6
24)	Woods, LA-R	900	86	10.5	56t	6
25)	*Lamb, Dal.	892	69	12.9	52t	5
26)	Fuller, Hou.	879	53	16.6	77t	8
27)	Thielen, Min.	868	70	12.4	51	14
28)	Boyd, Cin.	840	78	10.8	72t	4
29)	Agholor, L.V.	839	47	17.9	85t	8
30)	D. Johnson, Pit.	828	85	9.7	46	7
31)	M. Jones, Det.	798	68	11.7	39	7
32)	Gallup, Dal.	794	55	14.4	55	5
33)	Landry, Cle.	789	67	11.8	32	3
34)	*Claypool, Pit.	772	57	13.5	84t	8
35)	J. Jones, Atl.	771	51	15.1	44	3
36)	Smith-Schuster, Pit.	766	91	8.4	31t	8
37)	Kamara, N.O. (RB)	756	83	9.1	52t	5
38)	*Aiyuk, S.F.	748	60	12.5	49	5
39)	Hilton, Ind.	735	53	13.9	50	4
40)	Samuel, Car.	733	70	10.5	44	3
41)	D. Slayton, NY-G	729	48	15.2	41t	3
42)	M. Brown, Bal.	728	53	13.7	70t	6
43)	*Jeudy, Den.	716	47	15.2	48t	2
44)	Godwin, T.B.	707	60	11.8	47	5
45)	Chark, Jac.	706	53	13.3	73t	5
46)	Hockenson, Det. (TE)	698	64	10.9	51	6
47)	Patrick, Den.	696	49	14.2	61	6
48)	Gage, Atl.	695	63	11.0	35	3
49)	Parker, Mia.	677	56	12.1	28	4
50)	Andrews, Bal. (TE)	674	54	12.5	39	7

WEEK 16 / THROUGH MONDAY, DECEMBER 28, 2020

NFL / THIRD-DOWN RECEIVING LEADERS

Rank	Player, Team	Rec	Yards	Avg	Long	TD
1)	Allen, LA-C	33	353	10.7	28	6
2)	Smith-Schuster, Pit.	29	227	7.8	21	3
3t)	D. Adams, G.B.	27	387	14.3	49	4
3t)	Hopkins, Ariz	27	352	13.0	60	4
3t)	Samuel, Car.	27	339	12.6	44	1
3t)	Diggs, Buf.	27	273	10.1	23	1
7t)	*Lamb, Dal.	26	379	14.6	52t	2
7t)	Kupp, LA-R	26	368	14.2	55t	1
9t)	Kelce, K.C. (TE)	25	394	15.8	44	2
9t)	Waller, L.V. (TE)	25	306	12.2	29	0
11)	Engram, NY-G (TE)	23	262	11.4	53	0
12t)	Ridley, Atl.	22	320	14.5	39t	4
12t)	Gage, Atl.	22	246	11.2	27	0
14)	D. Johnson, Pit.	21	166	7.9	20	1
15t)	*Claypool, Pit.	19	312	16.4	37	2
15t)	T. Hill, K.C.	19	291	15.3	44t	5
15t)	Crowder, NY-J	19	282	14.8	69t	4
15t)	Boyd, Cin.	19	264	13.9	72t	3
15t)	Metcalfe, Sea.	19	254	13.4	52	1
15t)	Woods, LA-R	19	208	10.9	31	3
21t)	*Jefferson, Min.	18	311	17.3	54	1
21t)	M. Jones, Det.	18	235	13.1	27t	3
21t)	Tate, NY-G	18	219	12.2	39	0
21t)	Hockenson, Det. (TE)	18	199	11.1	35	0
21t)	Robinson, Chi.	18	192	10.7	24	0
21t)	Henry, LA-C (TE)	18	173	9.6	19	2
21t)	McKissic, Was. (RB)	18	136	7.6	26	0
28t)	Renfrow, L.V.	17	253	14.9	53	1
28t)	McLaurin, Was.	17	238	14.0	33	0
28t)	*Shenault, Jac.	17	184	10.8	36	1
28t)	Beasley, Buf.	17	183	10.8	27	1
28t)	Anderson, Car.	17	177	10.4	41t	2
28t)	Ward, Phi.	17	164	9.6	29t	2
28t)	Firkser, Ten. (TE)	17	139	8.2	20	0
28t)	L. Thomas, Was. (TE)	17	133	7.8	15t	2
28t)	Kamara, N.O. (RB)	17	113	6.6	21	1
37t)	Andrews, Bal. (TE)	16	250	15.6	39	3
37t)	*Jeudy, Den.	16	246	15.4	43	1
37t)	M. Evans, T.B.	16	174	10.9	26	4
37t)	Ebron, Pit. (TE)	16	164	10.3	22	1
37t)	Meyers, N.E.	16	137	8.6	19	0
37t)	Shepard, NY-G	16	135	8.4	24	1
37t)	White, N.E. (RB)	16	113	7.1	21	0
44t)	Williams, LA-C	15	293	19.5	64t	2
44t)	Moore, Car.	15	264	17.6	57t	1
44t)	Patrick, Den.	15	232	15.5	40	2
44t)	Godwin, T.B.	15	203	13.5	44	1
44t)	Hilton, Ind.	15	189	12.6	21t	2
44t)	Thielen, Min.	15	158	10.5	35	4
44t)	Fant, Den. (TE)	15	156	10.4	37	0
44t)	Lockett, Sea.	15	144	9.6	21	0

WEEK 16 / THROUGH MONDAY, DECEMBER 28, 2020

NFL / LEADING SCORERS, NONKICKERS

Rank	Player, Team	TD	Rush	Rec	Ret	X2	Pts
1)	Kamara, N.O. (RB)	21	16	5	0	0	126
2)	Cook, Min. (RB)	17	16	1	0	3	108
3t)	D. Adams, G.B. (WR)	17	0	17	0	0	102
3t)	T. Hill, K.C. (WR)	17	2	15	0	0	102
5)	Henry, Ten. (RB)	15	15	0	0	1	92
6)	Thielen, Min. (WR)	14	0	14	0	1	86
7)	M. Evans, T.B. (WR)	13	0	13	0	0	78
8)	Newton, N.E. (QB)	12	12	0	0	0	72
9)	Kelce, K.C. (TE)	11	0	11	0	1	68
10t)	A. Brown, Ten. (WR)	11	0	10	1	0	66
10t)	Chubb, Cle. (RB)	11	11	0	0	0	66
10t)	*A. Gibson, Was. (RB)	11	11	0	0	0	66
10t)	Hunt, Cle. (RB)	11	6	5	0	0	66
10t)	K. Murray, Ariz (QB)	11	11	0	0	0	66
15)	*J. Robinson, Jac. (RB)	10	7	3	0	1	62
16t)	*Claypool, Pit. (WR)	10	2	8	0	0	60
16t)	Drake, Ariz (RB)	10	10	0	0	0	60
16t)	Jacobs, L.V. (RB)	10	10	0	0	0	60
16t)	Jones, G.B. (RB)	10	8	2	0	0	60
16t)	Metcalf, Sea. (WR)	10	0	10	0	0	60
16t)	*Taylor, Ind. (RB)	10	9	1	0	0	60
16t)	Tonyan, G.B. (TE)	10	0	10	0	0	60
23t)	Montgomery, Chi. (RB)	9	7	2	0	1	56
23t)	Ridley, Atl. (WR)	9	0	9	0	1	56
25t)	Allen, Buf. (QB)	9	8	1	0	0	54
25t)	Carson, Sea. (RB)	9	5	4	0	0	54
25t)	Gordon, Den. (RB)	9	8	1	0	0	54
25t)	Gurley, Atl. (RB)	9	9	0	0	0	54
25t)	J. Smith, Ten. (TE)	9	1	8	0	0	54
25t)	*Swift, Det. (RB)	9	7	2	0	0	54
31t)	Allen, LA-C (WR)	8	0	8	0	1	50
31t)	Smith-Schuster, Pit. (WR)	8	0	8	0	1	50
33t)	Agholor, L.V. (WR)	8	0	8	0	0	48
33t)	Davis, Car. (RB)	8	6	2	0	0	48
33t)	Diggs, Buf. (WR)	8	0	8	0	0	48
33t)	Fuller, Hou. (WR)	8	0	8	0	0	48
33t)	Graham, Chi. (TE)	8	0	8	0	0	48
33t)	T. Hill, N.O. (QB)	8	7	1	0	0	48
33t)	Lockett, Sea. (WR)	8	0	8	0	0	48
33t)	Waller, L.V. (TE)	8	0	8	0	0	48
33t)	Wilson, S.F. (RB)	8	6	2	0	0	48
33t)	Woods, LA-R (WR)	8	2	6	0	0	48
43t)	*Dobbins, Bal. (RB)	7	7	0	0	2	46
43t)	*Jefferson, Min. (WR)	7	0	7	0	2	46
45t)	Elliott, Dal. (RB)	7	5	2	0	1	44
45t)	Hines, Ind. (RB)	7	3	4	0	1	44
45t)	*Lamb, Dal. (WR)	7	1	5	1	1	44
48t)	*Aiyuk, S.F. (WR)	7	2	5	0	0	42
48t)	Andrews, Bal. (TE)	7	0	7	0	0	42
48t)	Gronkowski, T.B. (TE)	7	0	7	0	0	42
48t)	Jackson, Bal. (QB)	7	7	0	0	0	42
48t)	Da. Johnson, Hou. (RB)	7	5	2	0	0	42
48t)	D. Johnson, Pit. (WR)	7	0	7	0	0	42
48t)	M. Jones, Det. (WR)	7	0	7	0	0	42
48t)	Jones, T.B. (RB)	7	6	1	0	0	42

WEEK 16 / THROUGH MONDAY, DECEMBER 28, 2020

NFL / LEADING SCORERS, KICKERS

Rank	Player, Team	PAT	FG	Pct	Long	Pts
1)	Carlson, L.V.	42/44	32/34	.941	54	138
2)	Sanders, Mia.	34/34	34/37	.919	56	136
3)	Koo, Atl.	30/33	35/37	.946	54	135
4)	*Bass, Buf.	49/51	28/34	.824	58	133
5)	*Blankenship, Ind.	41/43	30/33	.909	53	131
6t)	Succop, T.B.	47/52	25/28	.893	50	122
6t)	Tucker, Bal.	47/48	25/28	.893	55	122
6t)	Zuerlein, Dal.	32/35	30/37	.811	59	122
9)	Butker, K.C.	45/51	25/27	.926	58	120
10)	Slye, Car.	32/35	29/36	.806	56	119
11)	Lutz, N.O.	54/54	21/26	.808	53	117
12)	Santos, Chi.	35/36	27/29	.931	55	116
13)	Myers, Sea.	47/50	22/22	1.000	61	113
14)	Gano, NY-G	19/20	30/31	.968	55	109
15t)	Badgley, LA-C	32/35	24/33	.727	53	104
15t)	Fairbairn, Hou.	35/37	23/27	.852	54	104
15t)	Folk, N.E.	26/29	26/28	.929	51	104
18)	Hopkins, Was.	28/30	25/32	.781	51	103
19)	Crosby, G.B.	54/58	16/16	1.000	57	102
20)	Gostkowski, Ten.	46/48	18/26	.692	55	100
21)	McManus, Den.	22/25	25/28	.893	58	97
22)	Prater, Det.	36/38	20/27	.741	59	96
23)	Parkey, Cle.	40/44	18/21	.857	46	94
24)	Gould, S.F.	36/38	19/23	.826	52	93
25)	Boswell, Pit.	34/38	19/20	.950	59	91
26)	Bullock, Cin.	24/25	21/26	.808	55	87
27)	Gonzalez, Ariz	38/39	16/22	.727	56	86
28)	D. Bailey, Min.	33/38	14/20	.700	53	75
29)	Elliott, Phi.	22/24	14/19	.737	54	64
30)	Ficken, NY-J	12/15	13/15	.867	54	51
31)	Gay, Ind.-LA-R	15/15	11/13	.846	51	48
32)	*Sloman, LA-R-Ten.	18/21	8/11	.727	42	42
33)	Rosas, Jac.	7/ 7	8/11	.727	54	31
34)	Castillo, NY-J	6/ 7	8/13	.615	55	30
35)	Nugent, Ariz	6/ 6	7/ 7	1.000	43	27
36t)	Lambo, Jac.	8/10	5/ 5	1.000	59	23
36t)	Seibert, Cle.-Cin.	8/ 9	5/ 8	.625	48	23
38)	McLaughlin, ALL totals	3/ 4	4/ 5	.800	52	15
39)	Forbath, Car.-Chi.-LA-R	4/ 5	2/ 3	.667	23	10
40)	Wright, Pit.	6/ 6	1/ 1	1.000	37	9
41t)	Brown, Jac.	1/ 1	1/ 2	.500	31	4
41t)	Fry, Atl.	1/ 2	1/ 1	1.000	23	4
43)	Hauschka, Jac.	2/ 2	0/ 2	.000	--	2
44t)	Russolino, Den.	1/ 3	0/ 1	.000	--	1
44t)	*Wright, Jac.-LA-R	1/ 2	0/ 0	---	--	1
46)	Gillan, Cle.	0/ 0	0/ 1	.000	--	0

WEEK 16 / THROUGH MONDAY, DECEMBER 28, 2020

NFL / TOUCHBACKS ON KICKOFFS

Rank	Player, Team	TB
1)	Pinion, T.B.	79
2t)	Butker, K.C.	69
2t)	Slye, Car.	69
4)	Lutz, N.O.	66
5)	*Bass, Buf.	62
6)	Sanders, Mia.	61
7t)	Hopkins, Was.	60
7t)	Tucker, Bal.	60
9)	Zuerlein, Dal.	58
10)	Carlson, L.V.	56
11)	Gostkowski, Ten.	51
12t)	D. Bailey, Min.	49
12t)	Long, LA-C	49
14)	Myers, Sea.	48
15)	McManus, Den.	47
16)	Crosby, G.B.	45
17t)	Boswell, Pit.	44
17t)	Elliott, Phi.	44
17t)	Fairbairn, Hou.	44
20)	Bullock, Cin.	43
21)	Parkey, Cle.	42
22)	Santos, Chi.	41
23)	Bailey, N.E.	40
24)	Wishnowsky, S.F.	38
25)	Gonzalez, Ariz	36
26)	Sanchez, Ind.	31
27t)	Gano, NY-G	28
27t)	Koo, Atl.	28
29)	Cooke, Jac.	25
30)	Gay, Ind.-LA-R	24
31)	*Sloman, LA-R-Ten.	22
32)	Ficken, NY-J	18
33t)	Fox, Det.	16
33t)	*Mann, NY-J	16
35)	Rosas, Jac.	13
36)	*Hofrichter, Atl.	12
37t)	*Blankenship, Ind.	11
37t)	Seibert, Cle.-Cin.	11
39)	Prater, Det.	7
40t)	Forbath, Car.-Chi.-LA-R	4
40t)	J. Scott, G.B.	4
42)	Nugent, Ariz	3
43t)	Fry, Atl.	2
43t)	Lambo, Jac.	2
45t)	Gould, S.F.	1
45t)	Wright, Pit.	1

WEEK 16 / THROUGH MONDAY, DECEMBER 28, 2020

NFL / MOST YARDS FROM SCRIMMAGE

Rank	Player, Team	Yards	Total			Rushing			Receiving		
			Att+Rec	Avg	Yards	Att	Avg	Yards	Rec	Avg	
1)	Cook, Min. (RB)	1918	356	5.4	1557	312	5.0	361	44	8.2	
2)	Henry, Ten. (RB)	1891	363	5.2	1777	344	5.2	114	19	6.0	
3)	Kamara, N.O. (RB)	1688	270	6.3	932	187	5.0	756	83	9.1	
4)	Diggs, Buf. (WR)	1460	121	12.1	1	1	1.0	1459	120	12.2	
5)	Kelce, K.C. (TE)	1416	105	13.5	0	0	---	1416	105	13.5	
6)	*J. Robinson, Jac. (RB)	1414	289	4.9	1070	240	4.5	344	49	7.0	
7)	T. Hill, K.C. (WR)	1399	100	14.0	123	13	9.5	1276	87	14.7	
8)	Montgomery, Chi. (RB)	1376	270	5.1	1001	225	4.4	375	45	8.3	
9)	Jones, G.B. (RB)	1374	233	5.9	1062	190	5.6	312	43	7.3	
10)	Hopkins, Ariz (WR)	1373	112	12.3	1	1	1.0	1372	111	12.4	
11)	Ridley, Atl. (WR)	1329	86	15.5	7	4	1.8	1322	82	16.1	
12)	D. Adams, G.B. (WR)	1328	109	12.2	0	0	---	1328	109	12.2	
13)	Metcalfe, Sea. (WR)	1282	80	16.0	0	0	---	1282	80	16.0	
14)	*Jefferson, Min. (WR)	1269	80	15.9	2	1	2.0	1267	79	16.0	
15)	Elliott, Dal. (RB)	1256	279	4.5	937	230	4.1	319	49	6.5	
16t)	Jacobs, L.V. (RB)	1214	291	4.2	976	258	3.8	238	33	7.2	
16t)	*Taylor, Ind. (RB)	1214	237	5.1	916	202	4.5	298	35	8.5	
18)	Robinson, Chi. (WR)	1212	101	12.0	-1	1	-1.0	1213	100	12.1	
19)	Moore, Car. (WR)	1114	63	17.7	22	2	11.0	1092	61	17.9	
20)	Chubb, Cle. (RB)	1109	192	5.8	959	176	5.4	150	16	9.4	
21)	McLaurin, Was. (WR)	1108	82	13.5	30	2	15.0	1078	80	13.5	
22)	Hunt, Cle. (RB)	1104	225	4.9	804	188	4.3	300	37	8.1	
23)	*Edwards-Helaire, K.C. (RB)	1100	217	5.1	803	181	4.4	297	36	8.3	
24)	Cooper, Dal. (WR)	1087	92	11.8	14	6	2.3	1073	86	12.5	
25)	Waller, L.V. (TE)	1079	98	11.0	0	0	---	1079	98	11.0	
26)	Anderson, Car. (WR)	1071	96	11.2	15	4	3.8	1056	92	11.5	
27)	Jones, T.B. (RB)	1065	208	5.1	900	180	5.0	165	28	5.9	
28)	Sanders, Phi. (RB)	1064	192	5.5	867	164	5.3	197	28	7.0	
29)	Woods, LA-R (WR)	1055	110	9.6	155	24	6.5	900	86	10.5	
30)	Drake, Ariz (RB)	1041	251	4.1	919	229	4.0	122	22	5.5	
31)	Gordon, Den. (RB)	1034	217	4.8	893	189	4.7	141	28	5.0	
32)	Davis, Car. (RB)	1015	224	4.5	642	165	3.9	373	59	6.3	
33)	Kupp, LA-R (WR)	1007	96	10.5	33	4	8.3	974	92	10.6	
34)	Allen, LA-C (WR)	991	101	9.8	-1	1	-1.0	992	100	9.9	
35)	Cooks, Hou. (WR)	984	70	14.1	0	0	---	984	70	14.1	
36)	*Lamb, Dal. (WR)	971	78	12.4	79	9	8.8	892	69	12.9	
37)	Beasley, Buf. (WR)	967	82	11.8	0	0	---	967	82	11.8	
38)	Lockett, Sea. (WR)	964	88	11.0	0	0	---	964	88	11.0	
39)	*A. Gibson, Was. (RB)	961	186	5.2	720	151	4.8	241	35	6.9	
40)	M. Evans, T.B. (WR)	960	67	14.3	0	0	---	960	67	14.3	
41)	C. Davis, Ten. (WR)	945	60	15.8	0	0	---	945	60	15.8	
42)	Singletary, Buf. (RB)	943	190	5.0	680	153	4.4	263	37	7.1	
43)	*Higgins, Cin. (WR)	936	72	13.0	28	5	5.6	908	67	13.6	
44)	Samuel, Car. (WR)	930	108	8.6	197	38	5.2	733	70	10.5	
45t)	A. Brown, Ten. (WR)	924	60	15.4	0	0	---	924	60	15.4	
45t)	McKissic, Was. (RB)	924	158	5.8	365	83	4.4	559	75	7.5	
47)	Jackson, Bal. (QB)	908	148	6.1	908	148	6.1	0	0	---	
48)	Gaskin, Mia. (RB)	895	172	5.2	564	135	4.2	331	37	8.9	
49t)	Carson, Sea. (RB)	885	165	5.4	637	130	4.9	248	35	7.1	
49t)	Da. Johnson, Hou. (RB)	885	163	5.4	607	133	4.6	278	30	9.3	

WEEK 16 / THROUGH MONDAY, DECEMBER 28, 2020**NFL / LEADERS IN FIRST DOWNS**

Rank	Player, Team	Rush	Rec	Tot
1)	Cook, Min. (RB)	91	17	108
2)	Kamara, N.O. (RB)	58	35	93
3)	Henry, Ten. (RB)	86	4	90
4)	Kelce, K.C. (TE)	0	79	79
5)	Elliott, Dal. (RB)	59	18	77
6)	Montgomery, Chi. (RB)	53	21	74
7)	Hopkins, Ariz (WR)	0	73	73
8)	*Taylor, Ind. (RB)	59	12	71
9t)	D. Adams, G.B. (WR)	0	69	69
9t)	Diggs, Buf. (WR)	0	69	69
9t)	*J. Robinson, Jac. (RB)	54	15	69
12)	Robinson, Chi. (WR)	0	66	66
13t)	Jacobs, L.V. (RB)	55	9	64
13t)	Waller, L.V. (TE)	0	64	64
15t)	Hunt, Cle. (RB)	44	19	63
15t)	Jones, G.B. (RB)	50	13	63
15t)	Ridley, Atl. (WR)	1	62	63
18)	T. Hill, K.C. (WR)	5	57	62
19t)	Allen, LA-C (WR)	0	61	61
19t)	Metcalf, Sea. (WR)	0	61	61
21)	Drake, Ariz (RB)	56	4	60
22)	Chubb, Cle. (RB)	52	6	58
23t)	Davis, Car. (RB)	38	17	55
23t)	McKissic, Was. (RB)	25	30	55
25)	Woods, LA-R (WR)	9	45	54
26t)	Beasley, Buf. (WR)	0	53	53
26t)	Cooper, Dal. (WR)	1	52	53
26t)	*Higgins, Cin. (WR)	1	52	53
29t)	Carson, Sea. (RB)	40	12	52
29t)	M. Evans, T.B. (WR)	0	52	52
29t)	*Jefferson, Min. (WR)	0	52	52
29t)	K. Murray, Ariz (QB)	52	0	52
33t)	*Edwards-Helaire, K.C. (RB)	39	12	51
33t)	Lockett, Sea. (WR)	0	51	51
33t)	McLaurin, Was. (WR)	2	49	51
33t)	Newton, N.E. (QB)	50	1	51
37t)	Conner, Pit. (RB)	40	10	50
37t)	Jackson, Bal. (QB)	50	0	50
37t)	Moore, Car. (WR)	1	49	50
40t)	Anderson, Car. (WR)	1	48	49
40t)	Gordon, Den. (RB)	43	6	49
40t)	Thielen, Min. (WR)	0	49	49
43t)	A. Brown, Ten. (WR)	0	48	48
43t)	Gurley, Atl. (RB)	42	6	48
43t)	Henderson, LA-R (RB)	40	8	48
43t)	Kupp, LA-R (WR)	3	45	48
47t)	C. Davis, Ten. (WR)	0	47	47
47t)	Da. Johnson, Hou. (RB)	32	15	47
47t)	*Lamb, Dal. (WR)	4	43	47
47t)	Sanders, Phi. (RB)	39	8	47
47t)	Singletary, Buf. (RB)	40	7	47

WEEK 16 / THROUGH MONDAY, DECEMBER 28, 2020

NFL / LEADING PUNTERS

Rank	Player, Team	No	Yards	Lg	Avg	TB	Blk	Dwn	OB	Opp Ret	In Yds	Net 20	Avg
1)	M. Dickson, Sea.	56	2762	67	49.3	6	0	8	6	24	163	31	44.3
2)	Bailey, N.E.	49	2406	71	49.1	3	0	14	5	12	71	28	46.4
3)	Fox, Det.	57	2796	67	49.1	7	0	11	4	19	96	26	44.9
4)	Way, Was.	67	3243	65	48.4	3	0	9	0	32	191	22	44.7
5)	Cooke, Jac.	49	2334	67	47.6	5	0	13	6	17	108	18	43.4
6)	Martin, Den.	61	2872	69	47.1	4	1	4	13	27	205	18	41.7
7)	Huber, Cin.	64	3011	70	47.0	6	0	13	3	27	160	18	42.7
8)	Wishnowsky, S.F.	61	2866	60	47.0	6	1	5	4	21	169	23	41.6
9)	Long, LA-C	55	2582	63	46.9	3	3	3	5	36	564	10	33.8
10)	Johnston, Phi.	66	3092	66	46.8	5	1	5	5	39	254	24	40.9
11)	Sanchez, Ind.	38	1767	60	46.5	3	1	6	3	17	125	17	40.6
12)	Anger, Hou.	53	2463	67	46.5	6	0	4	4	19	128	18	41.8
13)	*Charlton, Car.	42	1943	67	46.3	3	0	6	2	16	164	21	40.9
14)	Berry, Pit.	54	2479	62	45.9	3	0	4	7	19	238	21	40.4
15)	Hekker, LA-R	63	2877	63	45.7	5	1	9	9	21	294	27	38.8
16)	O'Donnell, Chi.	63	2871	64	45.6	5	0	10	2	24	287	27	39.4
17)	J. Scott, G.B.	44	2005	62	45.6	3	1	7	9	17	291	14	36.8
18)	Pinion, T.B.	55	2486	62	45.2	2	0	6	9	23	236	19	40.2
19)	*T. Townsend, K.C.	50	2257	67	45.1	6	0	4	8	15	119	20	40.4
20)	Colquitt, Min.	51	2298	59	45.1	3	2	6	1	31	299	10	36.6
21)	Haack, Mia.	63	2822	63	44.8	2	0	13	4	23	213	24	40.8
22)	Dixon, NY-G	60	2685	71	44.8	4	1	14	2	24	234	26	38.9
23)	Koch, Bal.	51	2268	59	44.5	1	0	5	8	17	82	22	42.5
24)	*Mann, NY-J	77	3411	60	44.3	5	0	8	9	35	410	18	37.7
25)	Lee, Ariz	52	2300	61	44.2	3	0	7	2	22	201	19	39.2
26)	Gillan, Cle.	48	2105	59	43.9	3	0	4	3	24	226	13	37.9
27)	Cole, L.V.	40	1740	63	43.5	2	0	5	6	12	101	18	40.0
28)	Morstead, N.O.	57	2465	58	43.2	2	0	5	5	19	38	22	41.9
29)	*Hofrichter, Atl.	55	2338	57	42.5	2	0	5	4	25	142	17	39.2

NFL / LEADING PUNTERS, NET AVERAGE

Rank	Player, Team	No	Yards	Lg	Avg	TB	Blk	Dwn	OB	Opp Ret	In Yds	Net 20	Avg
1)	Bailey, N.E.	49	2406	71	49.1	3	0	14	5	12	71	28	46.4
2)	Fox, Det.	57	2796	67	49.1	7	0	11	4	19	96	26	44.9
3)	Way, Was.	67	3243	65	48.4	3	0	9	0	32	191	22	44.7
4)	M. Dickson, Sea.	56	2762	67	49.3	6	0	8	6	24	163	31	44.3
5)	Cooke, Jac.	49	2334	67	47.6	5	0	13	6	17	108	18	43.4
6)	Huber, Cin.	64	3011	70	47.0	6	0	13	3	27	160	18	42.7
7)	Koch, Bal.	51	2268	59	44.5	1	0	5	8	17	82	22	42.5
8)	Morstead, N.O.	57	2465	58	43.2	2	0	5	5	19	38	22	41.9
9)	Anger, Hou.	53	2463	67	46.5	6	0	4	4	19	128	18	41.8
10)	Martin, Den.	61	2872	69	47.1	4	1	4	13	27	205	18	41.7
11)	Wishnowsky, S.F.	61	2866	60	47.0	6	1	5	4	21	169	23	41.6
12)	*Charlton, Car.	42	1943	67	46.3	3	0	6	2	16	164	21	40.9
13)	Johnston, Phi.	66	3092	66	46.8	5	1	5	5	39	254	24	40.9
14)	Haack, Mia.	63	2822	63	44.8	2	0	13	4	23	213	24	40.8
15)	Sanchez, Ind.	38	1767	60	46.5	3	1	6	3	17	125	17	40.6
16)	Berry, Pit.	54	2479	62	45.9	3	0	4	7	19	238	21	40.4
17)	*T. Townsend, K.C.	50	2257	67	45.1	6	0	4	8	15	119	20	40.4
18)	Pinion, T.B.	55	2486	62	45.2	2	0	6	9	23	236	19	40.2
19)	Cole, L.V.	40	1740	63	43.5	2	0	5	6	12	101	18	40.0
20)	O'Donnell, Chi.	63	2871	64	45.6	5	0	10	2	24	287	27	39.4
21)	Lee, Ariz	52	2300	61	44.2	3	0	7	2	22	201	19	39.2
22)	*Hofrichter, Atl.	55	2338	57	42.5	2	0	5	4	25	142	17	39.2
23)	Dixon, NY-G	60	2685	71	44.8	4	1	14	2	24	234	26	38.9
24)	Hekker, LA-R	63	2877	63	45.7	5	1	9	9	21	294	27	38.8
25)	Gillan, Cle.	48	2105	59	43.9	3	0	4	3	24	226	13	37.9
26)	*Mann, NY-J	77	3411	60	44.3	5	0	8	9	35	410	18	37.7
27)	J. Scott, G.B.	44	2005	62	45.6	3	1	7	9	17	291	14	36.8
28)	Colquitt, Min.	51	2298	59	45.1	3	2	6	1	31	299	10	36.6
29)	Long, LA-C	55	2582	63	46.9	3	3	3	5	36	564	10	33.8

WEEK 16 / THROUGH MONDAY, DECEMBER 28, 2020**NFL / PUNT RETURN LEADERS**

Rank	Player, Team	Ret	FC	Yards	Avg	Long	TD
1)	Grant, Mia.	29	8	330	11.4	88t	1
2)	Renfrow, L.V.	22	10	244	11.1	32	0
3)	McCloud, Pit.	28	18	295	10.5	57	0
4)	Hines, Ind.	26	11	260	10.0	26	0
5)	Roberts, Buf.	29	12	286	9.9	38	0
6)	Erickson, Cin.	21	20	206	9.8	29	0
7)	Raymond, Ten.	23	10	208	9.0	40	0
8)	*Proche, Bal.	23	16	198	8.6	20	0
9)	*Lamb, Dal.	23	7	174	7.6	27	0
10)	Webster, LA-R	25	15	185	7.4	34	0
11)	Hardman, K.C.	24	13	176	7.3	67t	1
12)	S. Sims, Was.	22	18	140	6.4	22	0
13)	Kirk, Ariz	22	10	132	6.0	24	0
14)	Cooper, Car.	19	15	109	5.7	20	0

NFL / KICKOFF RETURN LEADERS

Rank	Player, Team	Ret	Yards	Avg	Long	TD
1)	Roberts, Buf.	32	961	30.0	60	0
2)	Patterson, Chi.	33	964	29.2	104t	1
3)	*Rodgers, Ind.	24	692	28.8	101t	1
4)	*Duvernay, Bal.	21	578	27.5	93t	1
5)	B. Wilson, Cin.	22	595	27.0	103t	1
6)	Agnew, Det.	26	689	26.5	71	0
7)	Ballentine, NY-G-NY-J	19	463	24.4	66	0
8)	Pollard, Dal.	29	705	24.3	67	0
9)	McCloud, Pit.	26	593	22.8	49	0
10)	D. Lewis, NY-G	21	475	22.6	48	0
11)	D. Johnson, Was.	25	551	22.0	46	0
12)	Scott, Phi.	28	590	21.1	46	0
13)	*Reed, LA-C	21	435	20.7	46	0

WEEK 16 / THROUGH MONDAY, DECEMBER 28, 2020**NFL / LEADERS IN INTERCEPTIONS**

Rank	Player, Team	Int	Yards	Avg	Long	TD
1)	X. Howard, Mia.	9	71	7.9	29	0
2)	J. Jackson, N.E.	8	63	7.9	30	0
3)	Mathieu, K.C.	6	70	11.7	25t	1
4)	Diggs, Sea.	5	57	11.4	32	0
5t)	Butler, Ten.	4	111	27.8	68	0
5t)	Simmons, Den.	4	83	20.8	46	0
5t)	Fitzpatrick, Pit.	4	77	19.3	37	1
5t)	K. Moore, Ind.	4	45	11.3	29t	1
5t)	C. Davis, T.B.	4	42	10.5	34	0
5t)	H. Smith, Min.	4	24	6.0	16	0
5t)	D. Williams, LA-R	4	21	5.3	19	0
5t)	Savage, G.B.	4	13	3.3	9	0
5t)	Fuller, Was.	4	0	0.0	0	0
14t)	Jackson, Car.	3	110	36.7	66	0
14t)	Heath, L.V.	3	89	29.7	47	0
14t)	M. Davis, LA-C	3	86	28.7	78t	1
14t)	Sorensen, K.C.	3	67	22.3	50t	1
14t)	Desir, NY-J-Bal.	3	58	19.3	35t	1
14t)	Bowser, Bal.	3	53	17.7	25	0
14t)	J. Jenkins, N.O.	3	53	17.7	36t	1
14t)	*Fuller, LA-R	3	45	15.0	37	0
14t)	Schobert, Jac.	3	45	15.0	43t	1
14t)	*Diggs, Dal.	3	43	14.3	33	0
14t)	*Sneed, K.C.	3	42	14.0	39	0
14t)	M. Williams, N.O.	3	37	12.3	20	0
14t)	White, Buf.	3	28	9.3	28	0
14t)	Wreh-Wilson, Atl.	3	26	8.7	23	0
14t)	Wilson, Min.	3	23	7.7	16	0
14t)	Shaqui. Griffin, Sea.	3	20	6.7	16	0
14t)	Bradberry, NY-G	3	19	6.3	19	0
14t)	Peters, Bal.	3	17	5.7	12	0
14t)	Kirkpatrick, Ariz	3	13	4.3	13	0
14t)	Bates, Cin.	3	12	4.0	12	0
14t)	Hooker, Ten.	3	9	3.0	6	0
14t)	P. Peterson, Ariz	3	7	2.3	7	0
14t)	Hilton, Pit.	3	5	1.7	8	0
14t)	Kendricks, Min.	3	0	0.0	0	0

WEEK 16 / THROUGH MONDAY, DECEMBER 28, 2020**NFL / LEADERS IN SACKS**

Rank	Player, Team	Sacks
1)	T. Watt, Pit. (LB)	15.0
2)	Donald, LA-R (DE)	13.5
3t)	Hendrickson, N.O. (DE)	12.5
3t)	Reddick, Ariz (LB)	12.5
3t)	Z. Smith, G.B. (LB)	12.5
6)	Garrett, Cle. (DE)	12.0
7)	Tuitt, Pit. (DE)	10.0
8t)	J. Adams, Sea. (DB)	9.5
8t)	Floyd, LA-R (LB)	9.5
8t)	Pierre-Paul, T.B. (LB)	9.5
11t)	Burns, Car. (DE)	9.0
11t)	Ogbah, Mia. (DE)	9.0
11t)	R. Okwara, Det. (DE)	9.0
11t)	White, T.B. (LB)	9.0
15t)	Hyder, S.F. (DE)	8.5
15t)	L. Williams, NY-G (DE)	8.5
17t)	Barrett, T.B. (LB)	8.0
17t)	Dupree, Pit. (LB)	8.0
17t)	Graham, Phi. (DE)	8.0
17t)	K. Mack, Chi. (LB)	8.0
17t)	Ngakoue, Min.-Bal. (DE)	8.0
17t)	Sweat, Was. (DE)	8.0
17t)	Vernon, Cle. (DE)	8.0
24t)	Autry, Ind. (DE)	7.5
24t)	Bosa, LA-C (DE)	7.5
24t)	Buckner, Ind. (DT)	7.5
24t)	Chubb, Den. (LB)	7.5
24t)	Houston, Ind. (DE)	7.5
24t)	Jones, K.C. (DT)	7.5
24t)	Jordan, N.O. (DE)	7.5
24t)	Reed, Den. (LB)	7.5
32t)	Baker, Mia. (LB)	7.0
32t)	Gardeck, Ariz (LB)	7.0
32t)	Williams, NY-J (DT)	7.0
35t)	Cox, Phi. (DT)	6.5
35t)	Onyemata, N.O. (DT)	6.5
35t)	J. Reed, Sea. (DT)	6.5
35t)	*Young, Was. (DE)	6.5
39t)	Clark, K.C. (DE)	6.0
39t)	Crosby, L.V. (DE)	6.0
39t)	Dunlap, Cin.-Sea. (DE)	6.0
39t)	Griffen, Dal.-Det. (DE)	6.0
39t)	Judon, Bal. (LB)	6.0
39t)	Sweat, Phi. (DE)	6.0
39t)	Van Noy, Mia. (LB)	6.0
46t)	Barnett, Phi. (DE)	5.5
46t)	Kerrigan, Was. (DE)	5.5
46t)	Lawrence, Dal. (DE)	5.5
46t)	Lawson, Cin. (DE)	5.5
46t)	Smoot, Jac. (DE)	5.5

WEEK 16 / THROUGH MONDAY, DECEMBER 28, 2020

NFL / FUMBLE RECOVERIES

Rank	Player, Team	TotRec	OffRec	DefRec
1t)	Hunt, Cle.	5	5	0
1t)	Lock, Den.	5	5	0
3t)	*Burrow, Cin.	4	4	0
3t)	Jackson, Bal.	4	4	0
3t)	Wentz, Phi.	4	4	0
6t)	Brady, T.B.	3	3	0
6t)	Clark, Bal.	3	1	2
6t)	*Herbert, LA-C	3	3	0
6t)	T. Hill, N.O.	3	3	0
6t)	*Hurts, Phi.	3	3	0
6t)	J. Jackson, N.E.	3	1	2
6t)	Jones, NY-G	3	3	0
6t)	Kamara, N.O.	3	3	0
6t)	Landry, Cle.	3	3	0
6t)	Simmons, Ten.	3	0	3
6t)	Tannehill, Ten.	3	3	0
6t)	Trubisky, Chi.	3	3	0
6t)	Tuioti-Mariner, Atl.	3	1	2

NFL / OFFENSIVE FUMBLE RECOVERIES

Rank	Player, Team	Ret	Yards	Avg	Long	TD
1t)	Lock, Den.	5	0	0.0	0	0
1t)	Hunt, Cle.	5	-2	-0.4	0	0
3t)	*Burrow, Cin.	4	0	0.0	0	0
3t)	Jackson, Bal.	4	0	0.0	0	0
3t)	Wentz, Phi.	4	0	0.0	0	0
6t)	Landry, Cle.	3	6	2.0	6	0
6t)	Brady, T.B.	3	0	0.0	0	0
6t)	*Herbert, LA-C	3	0	0.0	0	0
6t)	T. Hill, N.O.	3	0	0.0	0	0
6t)	*Hurts, Phi.	3	0	0.0	0	0
6t)	Jones, NY-G	3	0	0.0	0	0
6t)	Kamara, N.O.	3	0	0.0	0	0
6t)	Tannehill, Ten.	3	0	0.0	0	0
6t)	Trubisky, Chi.	3	0	0.0	0	0
15t)	D. Johnson, Pit.	2	4	2.0	4	0
15t)	Brees, N.O.	2	0	0.0	0	0
15t)	Conner, Pit.	2	0	0.0	0	0
15t)	Je. Davis, Mia.	2	0	0.0	0	0
15t)	*Dobbins, Bal.	2	0	0.0	0	0
15t)	Elliott, Dal.	2	0	0.0	0	0
15t)	Foles, Chi.	2	0	0.0	0	0
15t)	Gray, N.O.	2	0	0.0	0	0
15t)	Harris, N.E.	2	0	0.0	0	0
15t)	Haskins, Was.	2	0	0.0	0	0
15t)	Ingram, Bal.	2	0	0.0	0	0
15t)	Kelce, Phi.	2	0	0.0	0	0
15t)	Mahomes, K.C.	2	0	0.0	0	0
15t)	A. Miller, Chi.	2	0	0.0	0	0
15t)	Dav. Moore, Sea.	2	0	0.0	0	0
15t)	K. Murray, Ariz	2	0	0.0	0	0
15t)	Newton, N.E.	2	0	0.0	0	0
15t)	Reiff, Min.	2	0	0.0	0	0
15t)	Roethlisberger, Pit.	2	0	0.0	0	0
15t)	S. Sims, Was.	2	0	0.0	0	0
15t)	Smith, N.O.	2	0	0.0	0	0
15t)	Smith-Schuster, Pit.	2	0	0.0	0	0
15t)	Watson, Hou.	2	0	0.0	0	0
15t)	Webster, LA-R	2	0	0.0	0	0
15t)	*Wright, Was.	2	0	0.0	0	0
15t)	Reynolds, LA-R	2	-2	-1.0	8	0
15t)	Mayfield, Cle.	2	-9	-4.5	0	0
15t)	Higgins, Cle.	2	-22	-11.0	0	0

WEEK 16 / THROUGH MONDAY, DECEMBER 28, 2020

NFL / DEFENSIVE FUMBLE RECOVERIES

Rank	Player, Team	Ret	Yards	Avg	Long	TD
1)	Simmons, Ten.	3	0	0.0	0	0
2t)	A. Smith, Dal.	2	78	39.0	78t	1
2t)	Clark, Bal.	2	66	33.0	65t	1
2t)	Bell, Cin.	2	65	32.5	37	0
2t)	Obada, Car.	2	54	27.0	54	0
2t)	*Queen, Bal.	2	53	26.5	53t	1
2t)	McLeod, Phi.	2	50	25.0	53t	1
2t)	*Young, Was.	2	47	23.5	47t	1
2t)	*Chinn, Car.	2	45	22.5	28t	2
2t)	Vigil, LA-C	2	44	22.0	44	0
2t)	Van Noy, Mia.	2	28	14.0	28	0
2t)	Fort, Bal.	2	24	12.0	22t	1
2t)	Hilton, Pit.	2	22	11.0	14	0
2t)	Hughes, Buf.	2	21	10.5	21t	1
2t)	J. Smith, Dal.	2	21	10.5	21	0
2t)	Alexander, S.F.-N.O.	2	20	10.0	20	0
2t)	Hill, LA-R	2	20	10.0	20t	1
2t)	Jack, Jac.	2	16	8.0	16	0
2t)	Norman, Buf.	2	7	3.5	7	0
2t)	Wilson, Min.	2	7	3.5	4	0
2t)	Pierre-Paul, T.B.	2	6	3.0	6	0
2t)	Leonard, Ind.	2	3	1.5	3	0
2t)	Haynes, Car.	2	1	0.5	1	0
2t)	Levine, Bal.	2	1	0.5	1	0
2t)	Singleton, Phi.	2	1	0.5	1	0
2t)	Tuioti-Mariner, Atl.	2	1	0.5	1	0
2t)	Armstrong, Dal.	2	0	0.0	0	0
2t)	Boston, Car.	2	0	0.0	0	0
2t)	*Callaway, N.O.	2	0	0.0	0	0
2t)	David, T.B.	2	0	0.0	0	0
2t)	Floyd, LA-R	2	0	0.0	0	0
2t)	Franklin-Myers, NY-J	2	0	0.0	0	0
2t)	Garrett, Cle.	2	0	0.0	0	0
2t)	M. Harris, S.F.	2	0	0.0	0	0
2t)	*Hartsfield, Car.	2	0	0.0	0	0
2t)	Houston, Ind.	2	0	0.0	0	0
2t)	J. Jackson, N.E.	2	0	0.0	0	0
2t)	Joseph, Cle.	2	0	0.0	0	0
2t)	K. Mack, Chi.	2	0	0.0	0	0
2t)	Niemann, K.C.	2	0	0.0	0	0
2t)	Ryan, NY-G	2	0	0.0	0	0
2t)	Sherfield, Ariz	2	0	0.0	0	0
2t)	Z. Smith, G.B.	2	0	0.0	0	0
2t)	Warner, S.F.	2	0	0.0	0	0
2t)	P. Williams, N.O.	2	0	0.0	0	0
2t)	Williams, Pit.	2	0	0.0	0	0
2t)	D. Wilson, Dal.	2	0	0.0	0	0
2t)	Wright, Sea.	2	0	0.0	0	0
2t)	White, Buf.	2	-1	-0.5	0	0
2t)	Peters, Bal.	2	-3	-1.5	0	0

WEEK 16 / THROUGH MONDAY, DECEMBER 28, 2020

Team/Offense Rank (Within League)

	BAL	BUF	CIN	CLE	DEN	HOU	IND	JAX	KC	LV	LAC	MIA	NE	NYJ	PIT	TEN		ARI	ATL	CAR	CHI	DAL	DET	GB	LAR	MIN	NO	NYG	PHI	SF	SEA	TB	WAS
19	4	28	16	27	17	14	26	1	10	8	23	29	32	24	5	TYds/G	2	18	20	25	12	21	3	7	6	9	31	22	15	13	11	30	
13	6	29	11	25	2	10	22	1	9	21	23	24	32	28	5	TYds/P	14	19	16	27	20	18	3	17	4	12	30	26	15	8	7	31	
1	19	25	4	14	30t	16	27	15	12	18	22	5	23	32	2	RYds/G	3	29	21	24	17	30t	8	10	6	7	20	9	13	11	28	26	
1	17	29	8	14	20	25	10	12	21	30	28	9	23	32	3	RshAvg	7	31	19	18	22	27	6	16	4	11	13	2	15	5	24	26	
31	2	23	24	28	4	8	20	1	10	6	25	30	32	16	21	PsYd/G	15	5	17	22	7	11	9	12t	18	19	29	27	12t	14	3	26	
22	4	28	11	25	1	7	26	2	5	18	20	23	32	24	6	PasAvg	17	16	12	27	21	19	3	15	8	10	30	31	13	14	9	29	
25	7	6	11	32	3	14	28	2	5	10	15	31	24	9	4	%HdInt	20	13	18	26	16	19	1	21	27	8	17	29	30	23	12	22	
25	9	27	8	14	30	5	19	3	10	12	18	26	28	1	11	Sac/PP	7	21	17	15	16	22	4	6	23	13	31	32	20	29	2	24	
27	2	24	15	30	28	9t	29	1	12	8	20t	23	32	26	4	1D/Gm	3	9t	20t	22	7	18	9t	17	5	6	31	19	16	14	13	25	
4	1	30	8	27	12	23	16	3	5	9	24	22	32	14	7	3D Eff	20	11	21	31	17	19	2	10	15	6	28	29	26	18	13	25	
8	2	4	28	32	19t	11	31	12	3	23	1	21	30	25	6t	4D Eff	5	15t	15t	17	19t	24	10	26	22	6t	9	27	29	18	14	13	
15	14	10	30	2	21	9	4	25	5	28	6	1	20	11	17	PR Avg	26	18	27	22	13	3	31	23	32	8	7	12	16	19	24	29	
2	1	8	16	21	29	4	25	7	30	13	32	11	26	12	24	KR Avg	17	27	5	9	3	10	31	23	19	6	15	20	28	14	18	22	
24	1	6	28	8	11	14	7	16	29	23	20	3	25	17	18	GPntAv	26	32	9	13	22	4	21	19	30	31	27	12	10	2	15	5	
7	5	6	28	10	12t	19	8	17	21	32	16	1	29	22	20	NPntAv	24	25	14	23	12t	2	30	27	31	9	26	15	11	4	18	3	
8	6	27	14	29t	21t	9	29t	2	11	21t	15	28	32	12	3	Pts/Gm	10	17	23	18	16	24	1	19	13	4	31	25	20	7	5	26	
12t	17	22	23	14	15	11	30	9	6	29	10	8	26	4	32	FG%	21	5	20	7	18	27	1t	25	31	19	3	28	16	1t	12t	24	

Opponent/Defense Rank (Within League)

	BAL	BUF	CIN	CLE	DEN	HOU	IND	JAX	KC	LV	LAC	MIA	NE	NYJ	PIT	TEN		ARI	ATL	CAR	CHI	DAL	DET	GB	LAR	MIN	NO	NYG	PHI	SF	SEA	TB	WAS
9	10	22	17	19	30	8	32	16	24	12	20	15	25	2	29	TYds/G	14	28	18	11	26	31	7	1	27	3	13	21	5	23	6	4	
7	12	28	14	16	30	10	31	19	27	15	23	22	21	2	24	TYds/P	9	29	20	8	25	32	17	1	26	4	11	18	6	13	5	3	
9	20	25	13	26	31	2	30	18	22	21	17	27	10	8	19	RYds/G	23	7	16	15	32	29	14	3	28	4	11	24	6	5	1	12	
14	27	29	13	30	32	2	20	22	25	21	23	19	5	10	17	RshAvg	26	15	28	9	31	16	24	3	18	4	8	11	7	6	1	12	
14	8	23	20t	12	26	18	27	15	25	9	19	7	29	2	28	PsYd/G	10	31	17	13	11	30	6	1	24	5	16	20t	4	32	22	3	
4	9	26	16	10	29	19	32	15	27	13	21	24	25	2	23	PasAvg	6	28	14	12	20	31	11	1	30	5	18	22	8	17	7	3	
28	14	18	24	27	32	5	16	4	23	13	3	2	26	1	12	%HdInt	22	21	30	19	25	29	17	10	7	9	20	31	11	15	8	6	
13	11	31	12	10	18	15	29	21	30	22	9	26	24	1	32	Sac/PP	5	25	23	16	19	28	7	2	27	8	17	3	20	14	6	4	
20t	15t	14	19	8t	29	8t	31	15t	26	7	11	13	27	1	30	1D/Gm	24	22	23	12	20t	32	8t	2	25	6	18	15t	4	28	5	3	
2	17	18	22	15	26	21	23	16	30	20	1	19	24	5	32	3D Eff	13	14	31	6	29	28	12	4	9	11	25	8	3	27	10	7	
9	21t	25	31	5t	17	12t	27	28	32	30	10	14	5t	1	19	4D Eff	26	8	18	23	11	20	12t	7	29	15	21t	3	24	4	16	2	
2	17	6	22	13	9	14	11	15	18	31	21	5	28	27	19	PR Avg	20	4	25	29	12	3	32	30	23	1	24	8	16	10	26	7	
12	3	19	28	31	8	11	4	25	22	29	1	13	26	15	16	KR Avg	5	21	7	6	9	10	23	30	20	2	17	18	24	14	32	27	
22	20	28	4	8	10	5	3	25	19	29	13	26	2	16	30	GPntAv	7	18	6	14	15	1	9	32	17	24	27	23	31	12	11	21	
14	17	22	11	8	13	5	1	29	6	27	3	7	4	20	23	NPntAv	12	24	19	16	9	2	25	32	28	10	18	26	30	15	21	31	
4	14t	20	21	25	26	12t	31	6	29	24	1	11	27	2	23	Pts/Gm	14t	19	18	9	30	32	16	3	28	8	10	22	17	12t	7	5	
1	30	19	14t	31	5	9t	11t	2	23	20t	3	7t	11t	9t	28t	FG%	7t	17	32	11t	25	14t	20t	24	28t	18	20t	14t	26	6	4	27	



LAST WEEK'S
GAME BOOK

National Football League Game Summary

NFL Copyright © 2020 by The National Football League. All rights reserved. This summary and play-by-play is for the express purpose of assisting media in their coverage of the game; any other use of this material is prohibited without the written permission of the National Football League.

Date: Sunday, 12/27/2020

Denver Broncos at Los Angeles Chargers

Start Time: 1:05 PM PST

at SoFi Stadium, Inglewood, CA

Game Day Weather

Game Weather: Partly Cloudy

Temp: 61° F (16.1° C) Humidity: 65%, Wind: SW 2 mph

Played Closed Stadium on Turf: Matrix Turf

Outdoor Weather: Partly Cloudy,

Officials

Referee: Hochuli, Shawn (83)

Umpire: George, Ramon (128)

Down Judge: Thomas, Sarah (53)

Line Judge: Johnson, Carl (101)

Field Judge: Hill, Tom (97)

Side Judge: Hill, Chad (125)

Back Judge: Perlman, Mark (9)

Replay Official: Matoren, Brian (0)

Lineups

Denver Broncos

Los Angeles Chargers

Offense			Defense		
WR	81	T.Patrick	DE	96	S.Harris
LT	72	G.Bolles	NT	90	D.Williams
LG	66	D.Risner	DE	93	D.Jones
C	79	L.Cushenberry	SLB	59	M.Reed
RG	61	G.Glasgow	WLB	97	J.Attachu
RT	68	E.Wilkinson	ILB	45	A.Johnson
TE	87	N.Fant	ILB	47	J.Jewell
WR	10	J.Jeudy	RCB	23	M.Ojemudia
RB	25	M.Gordon	LCB	41	D.Bausby
QB	3	D.Lock	SS	22	K.Jackson
WR	13	K.Hamler	FS	31	J.Simmons

Offense			Defense		
WR	15	J.Guyton	DE	99	J.Tillery
LT	69	S.Tevi	DT	93	J.Jones
LG	76	F.Lamp	NT	95	L.Joseph
C	66	D.Feeney	DE	98	I.Rochell
RG	70	T.Turner	LB	52	D.Perryman
RT	75	B.Bulaga	LB	56	K.Murray Jr.
TE	82	S.Anderson	CB	25	C.Harris
TE	89	D.Parham Jr.	LCB	43	M.Davis
WR	81	M.Williams	S	23	R.Jenkins
QB	10	J.Herbert	S	24	N.Adderley
RB	30	A.Ekeler	RCB	26	C.Hayward Jr.

Substitutions

Substitutions

P 6 S.Martin, K 8 B.McManus, WR 11 D.Spencer, WR 17 D.Hamilton, S 27 W.Parks, RB 28 R.Freeman, RB 32 L.Bellamy, S 33 A.Holder, S 36 T.Marshall, S 37 P.Locke, CB 42 P.Motley, ILB 43 J.Jones, LS 46 J.Bobenmoyer, LB 48 D.Tuszka, CB 49 N.Hairston, ILB 53 A.Calistro, DE 57 D.Walker, G/C 71 A.Schlottmann, T 76 C.Anderson, FB/TE 83 A.Beck, TE 84 T.Fumagalli, TE 88 N.Vannett, OLB 91 A.Chickillo, DL 95 M.Agim

K 1 T.Long, K 4 M.Badgley, WR 12 J.Reed, RB 22 J.Jackson, DB 28 B.Facyson, RB 31 K.Ballage, S 32 A.Gilman, S 36 J.Addae, CB 37 T.Campbell, FB 40 G.Nabers, LS 45 C.Mazza, LB 46 M.Jefferson, TE 48 M.Sokol, LB 51 E.Egbule, LB 58 B.Bello, LB 59 N.Vigil, C/G 61 S.Quessenberry, C/G 64 C.Toner, NT 71 D.Square, T 74 S.Norton, WR 83 Ty.Johnson, WR 84 K.Hill Jr., DE 90 J.Lemonier, DT 91 C.Broughton, DE 92 J.Gaziano

Did Not Play

Did Not Play

QB 4 B.Rypien, G 52 N.Muti

QB 5 T.Taylor

Not Active

Not Active

QB 9 J.Driskel, WR 16 T.Cleveland, OLB 55 B.Chubb, DL 73 S.Williams, T 78 D.Dotson

QB 2 E.Stick, WR 13 K.Allen, RB 27 J.Kelley, G/T 73 T.St. Louis, T 79 T.Pipkins, DE 97 J.Bosa

Field Goals (made () & missed)

		37LU (30) (50) (52)	M.Badgley	(37) (43) (25) (37)				
			1	2	3	4	OT	Total
VISITOR:	Denver Broncos		0	0	3	13	0	16
HOME:	Los Angeles Chargers		3	10	0	6	0	19

Scoring Plays

Team	Qtr	Time	Play Description (Extra Point) (Drive Info)	Visitor	Home
Chargers	1	12:53	M.Badgley 37 yd. Field Goal (5-20, 2:07)	0	3
Chargers	2	8:23	A.Ekeler 9 yd. pass from J.Herbert (M.Badgley kick) (9-73, 4:58)	0	10
Chargers	2	2:38	M.Badgley 43 yd. Field Goal (9-40, 3:48)	0	13
Broncos	3	5:07	B.McManus 30 yd. Field Goal (8-41, 3:42)	3	13
Chargers	4	14:50	M.Badgley 25 yd. Field Goal (11-68, 5:17)	3	16
Broncos	4	11:18	B.McManus 50 yd. Field Goal (9-48, 3:32)	6	16
Broncos	4	6:31	D.Lock 1 yd. run (B.McManus kick) (11-72, 3:50)	13	16
Broncos	4	2:42	B.McManus 52 yd. Field Goal (6-25, 2:43)	16	16
Chargers	4	0:41	M.Badgley 37 yd. Field Goal (7-56, 2:01)	16	19

National Football League Game Summary

NFL Copyright © 2020 by The National Football League. All rights reserved. This summary and play-by-play is for the express purpose of assisting media in their coverage of the game; any other use of this material is prohibited without the written permission of the National Football League.

Paid Attendance: 0

Time: 3:00

Denver Broncos vs Los Angeles Chargers
12/27/2020 at SoFi Stadium

Final Individual Statistics

Denver Broncos

Los Angeles Chargers

RUSHING							RUSHING						
	ATT	YDS	AVG	LG	TD		ATT	YDS	AVG	LG	TD		
M.Gordon	16	79	4.9	17	0	A.Ekeler	10	45	4.5	23	0		
R.Freeman	2	16	8.0	10	0	J.Herbert	4	26	6.5	10	0		
D.Lock	5	15	3.0	6	1	K.Ballage	4	14	3.5	5	0		
L.Bellamy	3	11	3.7	8	0	J.Jackson	2	4	2.0	4	0		
D.Spencer	1	9	9.0	9	0								
K.Hamler	1	3	3.0	3	0								
Total	28	133	4.8	17	1	Total	20	89	4.5	23	0		

PASSING									PASSING								
	ATT	CMP	YDS	SK/YD	TD	LG	IN	RT		ATT	CMP	YDS	SK/YD	TD	LG	IN	RT
D.Lock	47	24	264	2/1	0	27	2	50.3	J.Herbert	33	21	253	2/26	1	29	0	97.2
Total	47	24	264	2/1	0	27	2	50.3	Total	33	21	253	2/26	1	29	0	97.2

PASS RECEIVING							PASS RECEIVING						
	TAR	REC	YDS	AVG	LG	TD		TAR	REC	YDS	AVG	LG	TD
N.Fant	9	6	65	10.8	19	0	M.Williams	10	4	54	13.5	25	0
J.Jeudy	15	6	61	10.2	17	0	S.Anderson	6	4	48	12.0	23	0
D.Hamilton	9	5	77	15.4	25	0	J.Guyton	5	3	43	14.3	29	0
T.Patrick	4	3	39	13.0	27	0	Ty.Johnson	3	3	26	8.7	14	0
R.Freeman	2	2	7	3.5	4	0	A.Ekeler	3	3	23	7.7	11	1
D.Spencer	2	1	10	10.0	10	0	D.Parham Jr.	3	2	47	23.5	26	0
L.Bellamy	1	1	5	5.0	5	0	K.Ballage	3	2	12	6.0	9	0
T.Fumagalli	1	0	0	0.0	0	0							
Total	43	24	264	11.0	27	0	Total	33	21	253	12.0	29	1

INTERCEPTIONS							INTERCEPTIONS					
	NO	YDS	AVG	LG	TD		NO	YDS	AVG	LG	TD	
Total	0	0	0	0	0	C.Hayward Jr.	1	9	9.0	9	0	
						M.Williams	1	0	0.0	0	0	
						Total	2	9	4.5	9	0	

PUNTING								PUNTING							
	NO	YDS	AVG	NET	TB	IN20	LG		NO	YDS	AVG	NET	TB	IN20	LG
S.Martin	3	124	41.3	34.7	1	1	44	T.Long	4	193	48.3	36.8	0	0	59
Total	3	124	41.3	34.7	1	1	44	Total	4	193	48.3	36.8	0	0	59

PUNT RETURNS							PUNT RETURNS						
	NO	YDS	AVG	FC	LG	TD		NO	YDS	AVG	FC	LG	TD
D.Spencer	3	46	15.3	0	21	0	K.Hill Jr.	0	0	0.0	1	0	0
[OUT OF BOUNDS]	1	0	0.0	0	0	0	[OUT OF BOUNDS]	1	0	0.0	0	0	0
							[TOUCHBACK]	1	0	0.0	0	0	0
Total	3	46	15.3	0	21	0	Total	0	0	0.0	1	0	0

KICKOFF RETURNS							KICKOFF RETURNS						
	NO	YDS	AVG	FC	LG	TD		NO	YDS	AVG	FC	LG	TD
D.Spencer	5	111	22.2	0	28	0	N.Adderley	3	107	35.7	0	53	0
[TOUCHBACK]	1	0	0.0	0	0	0	[TOUCHBACK]	2	0	0.0	0	0	0
Total	5	111	22.2	0	28	0	Total	3	107	35.7	0	53	0

Denver Broncos

FUMBLES												
	FUM	LOST	OWN-REC	YDS	TD	FORCED	OPP-REC	YDS	TD	OUT-BDS		
M.Reed	0	0	0	0	0	1	0	0	0	0		
Total	0	0	0	0	0	1	0	0	0	0		

Los Angeles Chargers

FUMBLES												
	FUM	LOST	OWN-REC	YDS	TD	FORCED	OPP-REC	YDS	TD	OUT-BDS		
J.Herbert	1	0	0	0	0	0	0	0	0	0		
D.Parham Jr.	0	0	1	0	0	0	0	0	0	0		
Total	1	0	1	0	0	0	0	0	0	0		

Denver Broncos vs Los Angeles Chargers
12/27/2020 at SoFi Stadium

Final Team Statistics

	Visitor Broncos	Home Chargers
TOTAL FIRST DOWNS	23	16
By Rushing	8	3
By Passing	15	12
By Penalty	0	1
THIRD DOWN EFFICIENCY	7-17-41%	3-12-25%
FOURTH DOWN EFFICIENCY	2-2-100%	1-1-100%
TOTAL NET YARDS	396	316
Total Offensive Plays (inc. times thrown passing)	77	55
Average gain per offensive play	5.1	5.7
NET YARDS RUSHING	133	89
Total Rushing Plays	28	20
Average gain per rushing play	4.8	4.5
Tackles for a loss-number and yards	1-1	2-3
NET YARDS PASSING	263	227
Times thrown - yards lost attempting to pass	2-1	2-26
Gross yards passing	264	253
PASS ATTEMPTS-COMPLETIONS-HAD INTERCEPTED	47-24-2	33-21-0
Avg gain per pass play (inc.# thrown passing)	5.4	6.5
KICKOFFS Number-In End Zone-Touchbacks	5-3-2	6-4-1
PUNTS Number and Average	3-41.3	4-48.3
Had Blocked	0	0
FGs - PATs Had Blocked	0-0	0-0
Net Punting Average	34.7	36.8
TOTAL RETURN YARDAGE (Not Including Kickoffs)	46	9
No. and Yards Punt Returns	3-46	0-0
No. and Yards Kickoff Returns	5-111	3-107
No. and Yards Interception Returns	0-0	2-9
PENALTIES Number and Yards	6-44	6-45
FUMBLES Number and Lost	0-0	1-0
TOUCHDOWNS	1	1
Rushing	1	0
Passing	0	1
EXTRA POINTS Made-Attempts	1-1	1-1
Kicking Made-Attempts	1-1	1-1
FIELD GOALS Made-Attempts	3-4	4-4
RED ZONE EFFICIENCY	1-4-25%	1-4-25%
GOAL TO GO EFFICIENCY	1-1-100%	0-1-0%
SAFETIES	0	0
FINAL SCORE	16	19
TIME OF POSSESSION	33:09	26:51

Denver Broncos vs Los Angeles Chargers
12/27/2020 at SoFi Stadium

Ball Possession And Drive Chart

Denver Broncos

#	Time Recd	Time Lost	Time Poss	How Ball Obtained	Drive Began	# Play	Yds Gain	Yds Pen	Net Yds	1st Down	Last Scrm	How Given Up
1	12:53	5:08	7:45	Kickoff	DEN 13	14	71	0	71	5	* LAC 16	Interception
2	2:44	13:21	4:23	Punt	DEN 45	10	31	5	36	2	* LAC 19	Missed FG
3	8:23	6:26	1:57	Kickoff	DEN 19	4	17	-10	7	0	DEN 26	Punt
4	2:38	1:41	0:57	Kickoff	DEN 25	5	22	0	22	2	DEN 47	Punt
5	15:00	11:21	3:39	Kickoff	DEN 28	8	39	-9	30	2	LAC 42	Punt
6	8:49	5:07	3:42	Punt	DEN 47	8	41	0	41	2	* LAC 12	Field Goal
7	14:50	11:18	3:32	Kickoff	DEN 21	9	48	0	48	3	LAC 31	Field Goal
8	10:21	6:31	3:50	Punt	DEN 28	11	72	0	72	5	* LAC 1	Touchdown
9	5:25	2:42	2:43	Punt	DEN 42	6	30	-5	25	1	LAC 33	Field Goal
10	0:41	0:00	0:41	Kickoff	DEN 25	6	25	0	25	1	50	Interception

(293) Average DEN 29

Los Angeles Chargers

#	Time Recd	Time Lost	Time Poss	How Ball Obtained	Drive Began	# Play	Yds Gain	Yds Pen	Net Yds	1st Down	Last Scrm	How Given Up
1	15:00	12:53	2:07	Kickoff	DEN 39	5	20	0	20	1	* DEN 19	Field Goal
2	5:08	2:44	2:24	Interception	LAC 6	5	9	5	14	1	LAC 20	Punt
3	13:21	8:23	4:58	Missed FG	LAC 27	9	73	0	73	4	* DEN 9	Touchdown
4	6:26	2:38	3:48	Punt	LAC 35	9	55	-15	40	2	DEN 25	Field Goal
5	1:41	0:00	1:41	Punt	LAC 15	4	12	0	12	2	LAC 47	End of Half
6	11:21	8:49	2:32	Punt	LAC 20	3	7	-5	2	0	LAC 22	Punt
7	5:07	14:50	5:17	Kickoff	LAC 25	11	73	-5	68	3	* DEN 7	Field Goal
8	11:18	10:21	0:57	Kickoff	LAC 31	3	9	0	9	0	LAC 40	Punt
9	6:31	5:25	1:06	Kickoff	LAC 12	3	2	-5	-3	0	LAC 9	Punt
10	2:42	0:41	2:01	Kickoff	LAC 25	7	56	0	56	3	* DEN 19	Field Goal

(257) Average LAC 26

*** inside opponent's 20**

Time of Possession by Quarter		1st	2nd	3rd	4th	OT	Total
Visitor	Denver Broncos	10:29	4:33	7:21	10:46		33:09
Home	Los Angeles Chargers	4:31	10:27	7:39	4:14		26:51

Kickoff Drive No.-Start Average Broncos: 6 - DEN 22 Chargers: 5 - LAC 31

Play By Play

First Quarter

DEN wins the coin toss and elects to defer. LAC elects to Receive, and DEN elects to defend the south goal.

B.McManus kicks 57 yards from DEN 35 to LAC 8. N.Adderley pushed ob at DEN 39 for 53 yards (T.Marshall).

Los Angeles Chargers at 15:00, (1st play from scrimmage 14:51)

- 1-10-DEN 39 (14:51) (Shotgun) J.Herbert pass short left to S.Anderson to DEN 25 for 14 yards (M.Ojemudia). P1
- 1-10-DEN 25 (14:09) (Shotgun) A.Ekeler right tackle to DEN 22 for 3 yards (J.Jewell, A.Johnson).
- 2-7-DEN 22 (13:32) (Shotgun) J.Herbert pass short right to K.Ballage to DEN 19 for 3 yards (W.Parks).
- Timeout #1 by DEN at 13:00.
- 3-4-DEN 19 (13:00) (Shotgun) J.Herbert pass incomplete short left to M.Williams (J.Jewell).
- 4-4-DEN 19 **(12:57) M.Badgley 37 yard field goal is GOOD, Center-C.Mazza, Holder-T.Long.**

DEN 0 LAC 3, 5 plays, 20 yards, 2:07 drive, 2:07 elapsed

T.Long kicks 62 yards from LAC 35 to DEN 3. D.Spencer to DEN 23 for 20 yards (T.Campbell).

PENALTY on DEN-L.Bellamy, Offensive Holding, 10 yards, enforced at DEN 23.

Denver Broncos at 12:53, (1st play from scrimmage 12:47)

- 1-10-DEN 13 (12:47) (Shotgun) D.Lock pass short left to J.Jeudy pushed ob at DEN 19 for 6 yards (M.Davis).
- 2-4-DEN 19 (12:14) M.Gordon right tackle to DEN 27 for 8 yards (N.Vigil; K.Murray Jr.). R1
- 1-10-DEN 27 (11:32) (Shotgun) M.Gordon left tackle to DEN 33 for 6 yards (K.Murray Jr.).
- 2-4-DEN 33 (10:53) (Shotgun) D.Lock pass short left to T.Patrick to DEN 38 for 5 yards (M.Davis). P2
- 1-10-DEN 38 (10:11) L.Bellamy left tackle to DEN 46 for 8 yards (D.Perryman).
- 2-2-DEN 46 (9:30) (Shotgun) L.Bellamy left guard to DEN 46 for no gain (D.Perryman).
- 3-2-DEN 46 (8:51) (Shotgun) D.Lock pass short left to T.Patrick to LAC 47 for 7 yards (M.Davis; J.Addae). P3
- 1-10-LAC 47 (8:10) D.Lock scrambles up the middle to LAC 41 for 6 yards (D.Perryman).
- 2-4-LAC 41 (7:28) K.Hamler right end to LAC 38 for 3 yards (K.Murray Jr.; J.Gaziano). DEN-K.Hamler was injured during the play. His return is Questionable.
- 3-1-LAC 38 (7:10) D.Lock up the middle to LAC 37 for 1 yard (L.Joseph). R4
- 1-10-LAC 37 (6:31) M.Gordon up the middle to LAC 20 for 17 yards (N.Adderley, L.Joseph). R5
- 1-10-LAC 20 (6:04) (Shotgun) M.Gordon right end to LAC 16 for 4 yards (D.Perryman; L.Joseph).
- 2-6-LAC 16 (5:25) (Shotgun) D.Lock pass incomplete deep right to N.Fant.
- 3-6-LAC 16 (5:20) (Shotgun) D.Lock pass deep left intended for D.Hamilton INTERCEPTED by C.Hayward Jr. at LAC -3. C.Hayward Jr. to LAC 6 for 9 yards (D.Risner).

Los Angeles Chargers at 5:08

- 1-10-LAC 6 (5:08) (Shotgun) J.Herbert pass short right to A.Ekeler to LAC 9 for 3 yards (M.Reed).
- 2-7-LAC 9 (4:31) (Shotgun) K.Ballage right guard to LAC 11 for 2 yards (S.Harris, D.Walker).
- 3-5-LAC 11 (3:51) (Shotgun) J.Herbert pass incomplete short middle to J.Guyton [D.Jones].
- PENALTY on DEN-D.Bausby, Illegal Contact, 5 yards, enforced at LAC 11 - No Play.* X2
- 1-10-LAC 16 (3:46) C.Toner reported in as eligible. J.Herbert scrambles left end to LAC 20 for 4 yards (M.Ojemudia).
- 2-6-LAC 20 (3:04) (Shotgun) J.Herbert pass incomplete short left to S.Anderson (S.Harris).
- 3-6-LAC 20 (2:59) (Shotgun) J.Herbert pass incomplete short right to J.Guyton.
- 4-6-LAC 20 (2:55) T.Long punts 50 yards to DEN 30, Center-C.Mazza. D.Spencer ran ob at DEN 45 for 15 yards (M.Jefferson). LAC-M.Jefferson was injured during the play.

Denver Broncos at 2:44

- 1-10-DEN 45 (2:44) (Shotgun) M.Gordon up the middle to 50 for 5 yards (L.Joseph; I.Rochell).
- 2-5-50 (2:06) M.Gordon right tackle to LAC 48 for 2 yards (I.Rochell, N.Vigil).
- 3-3-LAC 48 (1:23) (Shotgun) D.Lock pass short right to N.Fant to LAC 43 for 5 yards (D.Perryman; M.Davis). P6
- 1-10-LAC 43 (:45) (Shotgun) D.Lock pass incomplete deep right to N.Fant.
- 2-10-LAC 43 (:40) (Shotgun) D.Lock right end to LAC 42 for 1 yard (C.Harris).

END OF QUARTER

	Score	Time Poss	First Downs				Efficiencies	
			R	P	X	T	3 Down	4 Down
Denver Broncos	0	10:29	3	3	0	6	3/4	0/0
Los Angeles Chargers	3	4:31	0	1	1	2	0/2	0/0

Second Quarter

12/27/2020

Play By Play

Denver Broncos continued.

3-9-LAC 42	(15:00) (Shotgun) D.Lock pass short middle to J.Jeudy to LAC 25 for 17 yards (M.Davis; J.Addae).	P7
<u>1-10-LAC 25</u>	(14:19) D.Lock pass incomplete short right.	
2-10-LAC 25	(14:14) (Shotgun) M.Gordon right tackle to LAC 24 for 1 yard (D.Square, C.Harris).	
3-9-LAC 24	(13:34) (Shotgun) D.Lock pass incomplete short right to J.Jeudy (M.Davis).	
4-9-LAC 24	(13:29) (Field Goal formation) <i>PENALTY on LAC-J.Jones, Defensive Offside, 5 yards, enforced at LAC 24 - No Play.</i>	
4-4-LAC 19	(13:25) B.McManus 37 yard field goal is No Good, Hit Left Upright, Center-J.Bobenmoyer, Holder-S.Martin.	

Los Angeles Chargers at 13:21

1-10-LAC 27	(13:21) (Shotgun) K.Ballage right tackle to LAC 32 for 5 yards (A.Johnson).	
2-5-LAC 32	(12:43) (Shotgun) K.Ballage right end to LAC 35 for 3 yards (M.Reed; A.Johnson).	
3-2-LAC 35	(12:02) (Shotgun) J.Herbert pass short right to M.Williams to DEN 40 for 25 yards (M.Ojemudia).	P3
<u>1-10-DEN 40</u>	(11:25) J.Herbert pass short middle to M.Williams to DEN 30 for 10 yards (W.Parks) [D.Williams].	P4
<u>1-10-DEN 30</u>	(10:40) K.Ballage up the middle to DEN 26 for 4 yards (A.Chickillo; A.Johnson).	
2-6-DEN 26	(10:00) (Shotgun) J.Herbert pass short left to Ty.Johnson to DEN 16 for 10 yards (W.Parks).	P5
<u>1-10-DEN 16</u>	(9:20) (Shotgun) J.Herbert pass incomplete short right to J.Guyton.	
2-10-DEN 16	(9:15) (Shotgun) J.Herbert scrambles left end to DEN 9 for 7 yards (K.Jackson).	
3-3-DEN 9	(8:28) (Shotgun) J.Herbert pass short left to A.Ekeler for 9 yards, TOUCHDOWN. M.Badgley extra point is GOOD, Center-C.Mazza, Holder-T.Long.	P6

DEN 0 LAC 10, 9 plays, 73 yards, 4:58 drive, 6:37 elapsed
--

T.Long kicks 66 yards from LAC 35 to DEN -1. D.Spencer to DEN 19 for 20 yards (B.Bello; J.Addae).

Denver Broncos at 8:23, (1st play from scrimmage 8:18)

1-10-DEN 19	(8:18) (Shotgun) D.Lock pass short left to J.Jeudy to DEN 21 for 2 yards (C.Hayward Jr.).	
2-8-DEN 21	(7:39) D.Lock pass short left to L.Bellamy to DEN 30 for 9 yards (L.Joseph). DEN-L.Bellamy was injured during the play. LAC-D.Perryman was injured during the play. <i>PENALTY on DEN-L.Cushenberry, Illegal Block Above the Waist, 10 yards, enforced at DEN 26.</i>	
2-13-DEN 16	(7:23) (Shotgun) D.Lock pass incomplete short right to J.Jeudy.	
3-13-DEN 16	(7:19) (Shotgun) D.Lock pass short right to J.Jeudy to DEN 26 for 10 yards (J.Jones).	
4-3-DEN 26	(6:32) S.Martin punts 44 yards to LAC 30, Center-J.Bobenmoyer, out of bounds. <i>PENALTY on DEN-A.Holder, Player Out of Bounds on Kick, 5 yards, enforced at LAC 30.</i>	

Los Angeles Chargers at 6:26

1-10-LAC 35	(6:26) (Shotgun) J.Herbert up the middle to LAC 40 for 5 yards (K.Jackson).	
2-5-LAC 40	(5:56) (Shotgun) J.Herbert pass short left to S.Anderson pushed ob at LAC 45 for 5 yards (M.Ojemudia).	P7
<u>1-10-LAC 45</u>	(5:20) (Shotgun) J.Herbert pass short right to Ty.Johnson pushed ob at LAC 47 for 2 yards (D.Bausby).	
2-8-LAC 47	(4:43) (Shotgun) J.Herbert pass incomplete short left to S.Anderson [J.Attaochu].	
3-8-LAC 47	(4:37) (Shotgun) J.Herbert pass deep left to J.Guyton pushed ob at DEN 24 for 29 yards (W.Parks).	P8
<u>1-10-DEN 24</u>	(4:23) A.Ekeler right end to DEN 22 for 2 yards (D.Williams; D.Tuszka). <i>PENALTY on LAC-T.Turner, Illegal Use of Hands, 15 yards, enforced at DEN 24 - No Play.</i>	
1-25-DEN 39	(4:05) J.Herbert pass short right to Ty.Johnson to DEN 25 for 14 yards (D.Bausby).	
2-11-DEN 25	(3:23) (Shotgun) J.Jackson right end pushed ob at DEN 25 for no gain (A.Johnson).	
3-11-DEN 25	(2:47) (Shotgun) J.Herbert pass incomplete deep right to M.Williams.	
4-11-DEN 25	(2:43) M.Badgley 43 yard field goal is GOOD, Center-C.Mazza, Holder-T.Long.	

DEN 0 LAC 13, 9 plays, 40 yards, 3:48 drive, 12:22 elapsed

T.Long kicks 68 yards from LAC 35 to DEN -3. D.Spencer to DEN 25 for 28 yards (B.Bello).

Denver Broncos at 2:38, (1st play from scrimmage 2:33)

1-10-DEN 25	(2:33) (Shotgun) D.Lock pass short middle to N.Fant to DEN 35 for 10 yards (M.Davis).	P8
<u>1-10-DEN 35</u>	(2:10) (Shotgun) M.Gordon right end to DEN 47 for 12 yards (J.Lemonier; C.Broughton).	R9

Two-Minute Warning

<u>1-10-DEN 47</u>	(2:00) (Shotgun) D.Lock pass incomplete short left to J.Jeudy.	
2-10-DEN 47	(1:56) (Shotgun) D.Lock pass incomplete short left to J.Jeudy.	
3-10-DEN 47	(1:52) (Shotgun) D.Lock pass incomplete deep left to D.Hamilton.	
4-10-DEN 47	(1:48) S.Martin punts 38 yards to LAC 15, Center-J.Bobenmoyer, fair catch by K.Hill Jr..	

Denver Broncos vs Los Angeles Chargers at SoFi Stadium

Los Angeles Chargers at 1:41

1-10-LAC 15 (1:41) (Shotgun) A.Ekeler up the middle to LAC 14 for -1 yards (J.Jewell).

2-11-LAC 14 (1:17) (No Huddle, Shotgun) J.Herbert pass short left to M.Williams to LAC 26 for 12 yards (M.Ojemudia). P9

1-10-LAC 26 (:55) (No Huddle, Shotgun) J.Herbert pass short right to D.Parham Jr. to LAC 47 for 21 yards (J.Simmons). P10

Timeout #1 by LAC at 00:46.

1-10-LAC 47 (:46) (Shotgun) J.Herbert sacked at LAC 40 for -7 yards (M.Reed). FUMBLES (M.Reed) [M.Reed], recovered by LAC-D.Parham Jr. at LAC 27.

END OF QUARTER

	Score	Time Poss	First Downs				Efficiencies	
			R	P	X	T	3 Down	4 Down
Denver Broncos	0	4:33	1	2	0	3	1/4	0/0
Los Angeles Chargers	13	10:27	0	8	0	8	3/4	0/0

Third Quarter

Play By Play

DEN elects to Receive, and LAC elects to defend the North goal.

T.Long kicks 56 yards from LAC 35 to DEN 9. D.Spencer pushed ob at DEN 28 for 19 yards (B.Facyson).

Denver Broncos at 15:00, (1st play from scrimmage 14:53)

- 1-10-DEN 28 (14:53) (Shotgun) D.Lock pass incomplete short left to J.Jeudy.
- 2-10-DEN 28 (14:51) (Shotgun) D.Lock pass incomplete short left to T.Patrick.
- 3-10-DEN 28 (14:47) (Shotgun) D.Lock pass short middle to J.Jeudy to DEN 44 for 16 yards (K.Murray Jr.) P10
- 1-10-DEN 44 (14:12) M.Gordon left tackle to DEN 47 for 3 yards (I.Rochell).
- 2-7-DEN 47 (13:33) D.Lock pass short right to D.Spencer pushed ob at LAC 43 for 10 yards (N.Adderley) P11
- 1-10-LAC 43 (13:01) (Shotgun) M.Gordon right end to LAC 44 for -1 yards (D.Perryman).
- 2-11-LAC 44 (12:19) (Shotgun) D.Lock pass incomplete short left [D.Square].
PENALTY on DEN-D.Lock, Intentional Grounding, 9 yards, enforced at LAC 44.
- 3-20-DEN 47 (12:15) (Shotgun) D.Lock pass short right to N.Fant pushed ob at LAC 42 for 11 yards (C.Harris).
- 4-9-LAC 42 (11:31) S.Martin punts 42 yards to end zone, Center-J.Bobenmoyer, Touchback.

Los Angeles Chargers at 11:21

- 1-10-LAC 20 (11:21) A.Ekeler right end to LAC 23 for 3 yards (J.Attaochu; S.Harris).
- 2-7-LAC 23 (10:43) (Shotgun) A.Ekeler up the middle to LAC 21 for -2 yards (J.Jewell).
- 3-9-LAC 21 (10:02) (Shotgun) *PENALTY on LAC-Ty.Johnson, False Start, 5 yards, enforced at LAC 21 - No Play.*
- 3-14-LAC 16 (9:48) (Shotgun) J.Herbert pass short left to S.Anderson to LAC 22 for 6 yards (W.Parks).
- 4-8-LAC 22 (9:00) T.Long punts 52 yards to DEN 26, Center-C.Mazza. D.Spencer to DEN 47 for 21 yards (G.Nabers; N.Vigil).

Denver Broncos at 8:49

- 1-10-DEN 47 (8:49) (Shotgun) M.Gordon left end to DEN 48 for 1 yard (D.Perryman).
- 2-9-DEN 48 (8:14) (Shotgun) D.Lock pass deep left to D.Hamilton to LAC 34 for 18 yards (N.Adderley) P12
- 1-10-LAC 34 (7:33) (Shotgun) D.Lock pass short right to D.Hamilton to LAC 27 for 7 yards (T.Campbell).
- 2-3-LAC 27 (7:06) (No Huddle, Shotgun) R.Freeman right end to LAC 17 for 10 yards (I.Rochell) R13
- 1-10-LAC 17 (6:37) (No Huddle, Shotgun) M.Gordon right guard to LAC 12 for 5 yards (J.Addae; M.Davis).
- 2-5-LAC 12 (5:55) D.Lock sacked ob at LAC 12 for 0 yards (N.Vigil).
- 3-5-LAC 12 (5:17) (Shotgun) D.Lock pass incomplete short right to J.Jeudy.
- 4-5-LAC 12 (5:11) **B.McManus 30 yard field goal is GOOD, Center-J.Bobenmoyer, Holder-S.Martin.**

DEN 3 LAC 13, 8 plays, 41 yards, 3:42 drive, 9:53 elapsed

B.McManus kicks 65 yards from DEN 35 to end zone, Touchback.

Los Angeles Chargers at 5:07

- 1-10-LAC 25 (5:07) (Shotgun) J.Herbert pass short right to M.Williams to LAC 32 for 7 yards (D.Bausby).
- 2-3-LAC 32 (4:32) J.Herbert pass deep left to D.Parham Jr. pushed ob at DEN 42 for 26 yards (M.Ojemudia) P11
- 1-10-DEN 42 (3:53) A.Ekeler left tackle to DEN 42 for no gain (J.Jewell, D.Jones).
- 2-10-DEN 42 (3:12) (Shotgun) J.Herbert pass short right to J.Guyton to LAC 49 for -9 yards (J.Simmons).
- 3-19-LAC 49 (2:29) (Shotgun) J.Herbert pass short middle to A.Ekeler to DEN 40 for 11 yards (W.Parks).
- 4-8-DEN 40 (1:41) (Shotgun) J.Herbert scrambles left end ran ob at DEN 30 for 10 yards (M.Ojemudia) R12
- 1-10-DEN 30 (1:02) (Shotgun) J.Herbert pass short right to S.Anderson to DEN 7 for 23 yards (J.Simmons) P13
- 1-7-DEN 7 (:13) J.Herbert pass incomplete short middle to M.Williams.
- 2-7-DEN 7 (:09) (Shotgun) A.Ekeler up the middle to DEN 2 for 5 yards (M.Reed).

END OF QUARTER

	Score	Time Poss	First Downs				Efficiencies	
			R	P	X	T	3 Down	4 Down
Denver Broncos	3	7:21	1	3	0	4	1/3	0/0
Los Angeles Chargers	13	7:39	1	2	0	3	0/2	1/1

Fourth Quarter

12/27/2020

Play By Play

Los Angeles Chargers continued.

- 3-2-DEN 2 (15:00) J.Herbert pass incomplete short left to M.Williams.
 4-2-DEN 2 (14:54) (Field Goal formation) PENALTY on LAC, Delay of Game, 5 yards, enforced at DEN 2 - No Play.
 4-7-DEN 7 (14:54) M.Badgley 25 yard field goal is GOOD, Center-C.Mazza, Holder-T.Long.

DEN 3 LAC 16, 11 plays, 68 yards, 5:17 drive, 0:10 elapsed

T.Long kicks 68 yards from LAC 35 to DEN -3. D.Spencer to DEN 21 for 24 yards (B.Bello).

Denver Broncos at 14:50, (1st play from scrimmage 14:44)

- 1-10-DEN 21 (14:44) (Shotgun) D.Lock pass short right to D.Hamilton to DEN 33 for 12 yards (C.Harris; N.Adderley). P14
1-10-DEN 33 (14:07) (Shotgun) L.Bellamy left guard to DEN 36 for 3 yards (K.Murray Jr., J.Jones).
 2-7-DEN 36 (13:44) (Shotgun) D.Lock scrambles left end ran ob at DEN 42 for 6 yards (J.Addae).
 3-1-DEN 42 (13:06) D.Spencer left end pushed ob at LAC 49 for 9 yards (N.Adderley). R15
1-10-LAC 49 (12:37) (Shotgun) D.Lock pass short middle to N.Fant to LAC 34 for 15 yards (J.Addae). P16
1-10-LAC 34 (12:07) (Shotgun) M.Gordon right tackle to LAC 31 for 3 yards (K.Murray Jr., D.Square).
 2-7-LAC 31 (11:33) (Shotgun) D.Lock pass incomplete deep right to T.Fumagalli.
 3-7-LAC 31 (11:28) (Shotgun) D.Lock pass incomplete deep left to D.Hamilton (T.Campbell) [J.Lemonier].
 4-7-LAC 31 (11:23) B.McManus 50 yard field goal is GOOD, Center-J.Bobenmoyer, Holder-S.Martin.

DEN 6 LAC 16, 9 plays, 48 yards, 3:32 drive, 3:42 elapsed

B.McManus kicks 64 yards from DEN 35 to LAC 1. N.Adderley to LAC 31 for 30 yards (R.Freeman).

Los Angeles Chargers at 11:18, (1st play from scrimmage 11:10)

- 1-10-LAC 31 (11:10) (Shotgun) J.Herbert pass incomplete short left to K.Ballage.
 2-10-LAC 31 (11:07) C.Toner reported in as eligible. J.Herbert pass short left to K.Ballage pushed ob at LAC 40 for 9 yards (J.Jewell).
 3-1-LAC 40 (10:35) (Shotgun) J.Herbert pass incomplete short left to M.Williams (S.Harris).
 4-1-LAC 40 (10:30) T.Long punts 32 yards to DEN 28, Center-C.Mazza, out of bounds.

Denver Broncos at 10:21

- 1-10-DEN 28 (10:21) (Shotgun) D.Lock pass incomplete deep middle to J.Jeudy.
 2-10-DEN 28 (10:15) (Shotgun) M.Gordon left tackle to DEN 33 for 5 yards (J.Jones, L.Joseph).
 3-5-DEN 33 (9:34) (Shotgun) D.Lock pass short right to J.Jeudy to DEN 43 for 10 yards (J.Addae, T.Campbell). P17
1-10-DEN 43 (9:07) (Shotgun) D.Lock pass incomplete short middle to N.Fant.
 2-10-DEN 43 (9:02) (Shotgun) D.Lock pass short left to R.Freeman to DEN 46 for 3 yards (C.Harris).
 3-7-DEN 46 (8:23) (Shotgun) D.Lock pass incomplete short middle to J.Jeudy [J.Jones].
 4-7-DEN 46 (8:19) (Shotgun) D.Lock pass short middle to T.Patrick to LAC 27 for 27 yards (N.Adderley; A.Gilman). P18
1-10-LAC 27 (7:46) (No Huddle, Shotgun) D.Lock pass short middle to N.Fant to LAC 22 for 5 yards (J.Addae).
 2-5-LAC 22 (7:23) (No Huddle, Shotgun) M.Gordon left end to LAC 16 for 6 yards (M.Davis). R19
1-10-LAC 16 (6:59) (No Huddle, Shotgun) D.Lock pass short right to D.Hamilton to LAC 1 for 15 yards (M.Davis). P20
1-1-LAC 1 (6:35) (No Huddle) D.Lock up the middle for 1 yard, TOUCHDOWN. R21
 B.McManus extra point is GOOD, Center-J.Bobenmoyer, Holder-S.Martin.

DEN 13 LAC 16, 11 plays, 72 yards, 3:50 drive, 8:29 elapsed

B.McManus kicks 67 yards from DEN 35 to LAC -2. N.Adderley to LAC 24 for 26 yards (A.Calitro).

PENALTY on LAC-M.Sokol, Offensive Holding, 10 yards, enforced at LAC 22.

Los Angeles Chargers at 6:31, (1st play from scrimmage 6:26)

- 1-10-LAC 12 (6:26) PENALTY on LAC-J.Guyton, False Start, 5 yards, enforced at LAC 12 - No Play.
 1-15-LAC 7 (6:26) A.Ekeler up the middle to LAC 9 for 2 yards (S.Harris; A.Johnson).
 2-13-LAC 9 (5:46) (Shotgun) J.Herbert pass incomplete deep left to M.Williams [S.Harris].
 3-13-LAC 9 (5:40) (Shotgun) J.Herbert pass incomplete short left to D.Parham Jr. (J.Jewell) [M.Reed].
 4-13-LAC 9 (5:35) T.Long punts 59 yards to DEN 32, Center-C.Mazza. D.Spencer to DEN 42 for 10 yards (B.Facyson).

Denver Broncos at 5:25

- 1-10-DEN 42 (5:25) (Shotgun) M.Gordon left tackle to DEN 44 for 2 yards (J.Jones, L.Joseph).
 2-8-DEN 44 (4:44) (Shotgun) D.Lock pass deep right to N.Fant to LAC 37 for 19 yards (N.Adderley). P22
1-10-LAC 37 (4:14) (No Huddle, Shotgun) PENALTY on DEN-N.Fant, False Start, 5 yards, enforced at LAC 37 - No Play.
 1-15-LAC 42 (4:14) (Shotgun) D.Lock sacked at LAC 43 for -1 yards (sack split by C.Harris and J.Addae).

Denver Broncos vs Los Angeles Chargers at SoFi Stadium

- 2-16-LAC 43 (3:34) (Shotgun) R.Freeman left tackle to LAC 37 for 6 yards (K.Murray Jr.).
- 3-10-LAC 37 (2:52) (Shotgun) D.Lock pass short left to R.Freeman pushed ob at LAC 33 for 4 yards (K.Murray Jr.).
- 4-6-LAC 33 (2:47) **B.McManus 52 yard field goal is GOOD, Center-J.Bobenmoyer, Holder-S.Martin.**

DEN 16 LAC 16, 6 plays, 25 yards, 2:43 drive, 12:18 elapsed

B.McManus kicks 65 yards from DEN 35 to end zone, Touchback.

Los Angeles Chargers at 2:42

- 1-10-LAC 25 (2:42) C.Toner reported in as eligible. A.Ekeler up the middle to LAC 36 for 11 yards (P.Motley). R14
- 1-10-LAC 36 (2:02) C.Toner reported in as eligible. J.Herbert pass deep right to J.Guyton pushed ob at DEN 41 for 23 yards (P.Motley, J.Simmons). P15

Two-Minute Warning

- 1-10-DEN 41 (1:53) C.Toner reported in as eligible. A.Ekeler right tackle to DEN 18 for 23 yards (A.Johnson; M.Reed). R16
Timeout #1 by DEN at 01:41.
- 1-10-DEN 18 (1:41) C.Toner reported in as eligible. A.Ekeler up the middle to DEN 17 for 1 yard (D.Jones, S.Harris).
Timeout #2 by DEN at 01:36.
- 2-9-DEN 17 (1:36) J.Jackson right guard to DEN 13 for 4 yards (J.Attaochu).
Timeout #3 by DEN at 01:31.
Timeout #1 by LAC at 01:31.
- 3-5-DEN 13 (1:31) (Shotgun) J.Herbert sacked at DEN 19 for -6 yards (D.Jones).
Timeout #2 by LAC at 00:45.
- 4-11-DEN 19 (4:45) **M.Badgley 37 yard field goal is GOOD, Center-C.Mazza, Holder-T.Long.**

DEN 16 LAC 19, 7 plays, 56 yards, 2:01 drive, 14:19 elapsed

T.Long kicks 65 yards from LAC 35 to end zone, Touchback.

Denver Broncos at 0:41

- 1-10-DEN 25 (:41) (Shotgun) D.Lock pass incomplete deep right to D.Hamilton.
- 2-10-DEN 25 (:35) (Shotgun) D.Lock pass incomplete deep middle to J.Jeudy.
- 3-10-DEN 25 (:29) (Shotgun) D.Lock pass incomplete deep left to D.Spencer (J.Addae).
- 4-10-DEN 25 (:20) (Shotgun) D.Lock pass deep middle to D.Hamilton to 50 for 25 yards (K.Murray Jr.). P23
- 1-10-50 (:02) D.Lock spiked the ball to stop the clock.
Timeout #3 by LAC at 00:01.
- 2-10-50 (:01) (Shotgun) D.Lock pass deep middle INTERCEPTED by M.Williams [J.Tillery] at LAC 1. M.Williams to LAC 1 for no gain.

END OF QUARTER

	Score	Time Poss	First Downs				Efficiencies	
			R	P	X	T	3 Down	4 Down
Denver Broncos	16	10:46	3	7	0	10	2/6	2/2
Los Angeles Chargers	19	4:14	2	1	0	3	0/4	0/0

Miscellaneous Statistics Report

Denver Broncos vs Los Angeles Chargers
12/27/2020 at SoFi Stadium

Ten Longest Plays for Denver Broncos

Yards	Qtr	Play Start	Play Description
27	4	4-7-DEN 46	(8:19) (Shotgun) D.Lock pass short middle to T.Patrick to LAC 27 for 27 yards (N.Adderley; A.Gilman).
25	4	4-10-DEN 25	(:20) (Shotgun) D.Lock pass deep middle to D.Hamilton to 50 for 25 yards (K.Murray Jr.).
19	4	2-8-DEN 44	(4:44) (Shotgun) D.Lock pass deep right to N.Fant to LAC 37 for 19 yards (N.Adderley).
18	3	2-9-DEN 48	(8:14) (Shotgun) D.Lock pass deep left to D.Hamilton to LAC 34 for 18 yards (N.Adderley).
17	1	1-10-LAC 37	(6:31) M.Gordon up the middle to LAC 20 for 17 yards (N.Adderley, L.Joseph).
17	2	3-9-LAC 42	(15:00) (Shotgun) D.Lock pass short middle to J.Jeudy to LAC 25 for 17 yards (M.Davis; J.Addae).
16	3	3-10-DEN 28	(14:47) (Shotgun) D.Lock pass short middle to J.Jeudy to DEN 44 for 16 yards (K.Murray Jr.).
15	4	1-10-LAC 49	(12:37) (Shotgun) D.Lock pass short middle to N.Fant to LAC 34 for 15 yards (J.Addae).
15	4	1-10-LAC 16	(6:59) (No Huddle, Shotgun) D.Lock pass short right to D.Hamilton to LAC 1 for 15 yards (M.Davis).
12	2	1-10-DEN 35	(2:10) (Shotgun) M.Gordon right end to DEN 47 for 12 yards (J.Lemonier; C.Broughton).

Ten Longest Plays for Los Angeles Chargers

Yards	Qtr	Play Start	Play Description
29	2	3-8-LAC 47	(4:37) (Shotgun) J.Herbert pass deep left to J.Guyton pushed ob at DEN 24 for 29 yards (W.Parks).
26	3	2-3-LAC 32	(4:32) J.Herbert pass deep left to D.Parham Jr. pushed ob at DEN 42 for 26 yards (M.Ojemudia).
25	2	3-2-LAC 35	(12:02) (Shotgun) J.Herbert pass short right to M.Williams to DEN 40 for 25 yards (M.Ojemudia).
23	3	1-10-DEN 30	(1:02) (Shotgun) J.Herbert pass short right to S.Anderson to DEN 7 for 23 yards (J.Simmons).
23	4	1-10-LAC 36	(2:02) C.Toner reported in as eligible. J.Herbert pass deep right to J.Guyton pushed ob at DEN 41 for 23 yards (P.Motley,
23	4	1-10-DEN 41	(1:53) C.Toner reported in as eligible. A.Ekeler right tackle to DEN 18 for 23 yards (A.Johnson; M.Reed).
21	2	1-10-LAC 26	(:55) (No Huddle, Shotgun) J.Herbert pass short right to D.Parham Jr. to LAC 47 for 21 yards (J.Simmons).
14	1	1-10-DEN 39	(14:51) (Shotgun) J.Herbert pass short left to S.Anderson to DEN 25 for 14 yards (M.Ojemudia).
14	2	1-25-DEN 39	(4:05) J.Herbert pass short right to Ty.Johnson to DEN 25 for 14 yards (D.Bausby).
12	2	2-11-LAC 14	(1:17) (No Huddle, Shotgun) J.Herbert pass short left to M.Williams to LAC 26 for 12 yards (M.Ojemudia).

Touchdown Scoring Information

		Offense	Defense	Special Teams
VISITOR	Denver Broncos	1	0	0
HOME	Los Angeles Chargers	1	0	0

Player Scoring Information

Club	Player	TD	Rush TD	Rec TD	KO TD	Punt TD	Int TD	Fum TD	Misc TD	FG	XP	2Pt Rush	2Pt Rec	Sfty	Points
DEN	B.McManus	0	0	0	0	0	0	0	0	3	1	0	0	0	10
DEN	D.Lock	0	1	0	0	0	0	0	0	0	0	0	0	0	6
LAC	M.Badgley	0	0	0	0	0	0	0	0	4	1	0	0	0	13
LAC	A.Ekeler	0	0	1	0	0	0	0	0	0	0	0	0	0	6

Possession Detail

	First Half		Second Half		Game	
	Visitor	Home	Visitor	Home	Visitor	Home
Largest Lead	0	13	0	13	0	13
Drives Leading	0	4	0	4	0	8
Time of Possession Leading	0:00	12:51	0:00	9:52	0:00	22:43
Largest Deficit	-13	0	-13	0	-13	0
Drives Trailing	4	0	6	0	10	0
Time of Possession Trailing	15:02	0:00	18:07	0:00	33:09	0:00
Times Score Tied Up		0		1		1
Lead Changes		1		1		2

Playtime Percentage

Percent of playtime per player on offense, defense and special teams

Denver Broncos

Los Angeles Chargers

		Offense	Defense	Special Teams				Offense	Defense	Special Teams	
D Risner	G	77	100%	6	21%	F Lamp	G	57	100%	5	17%
E Wilkinson	T	77	100%	6	21%	D Feeney	G	57	100%	5	17%
G Bolles	T	77	100%	6	21%	S Tevi	T	57	100%	5	17%
G Glasgow	G	77	100%	6	21%	T Turner	G	57	100%		
L Cushenberry	C	77	100%			J Herbert	QB	57	100%		
D Lock	QB	77	100%			J Guyton	WR	52	91%	5	17%
T Patrick	WR	69	90%			M Williams	WR	48	84%	1	1%
N Fant	TE	64	83%			D Parham	TE	46	81%	1	3%
D Hamilton	WR	61	79%	1	3%	T Johnson	WR	44	77%		
J Jeudy	WR	61	79%			S Norton	T	38	67%	5	17%
M Gordon	RB	51	66%			A Ekeler	RB	37	65%		
R Freeman	RB	18	23%	5	17%	S Anderson	TE	25	44%	21	72%
T Fumagalli	TE	15	19%	6	21%	B Bulaga	T	19	33%	2	7%
N Vannett	TE	15	19%			K Ballage	RB	16	28%	5	17%
D Spencer	WR	13	17%	10	34%	J Jackson	RB	8	14%		
L Bellamy	RB	8	10%	16	55%	C Toner	C	6	11%	5	17%
K Hamler	WR	8	10%			G Nabers	RB	2	4%	18	62%
A Beck	TE	2	3%	17	59%	K Hill	WR	1	2%	3	10%
J Simmons	FS		57 100%	5	17%	C Harris	CB		77 100%		
M Ojemudia	CB		57 100%	1	3%	N Adderley	FS		76 99%	14	48%
K Jackson	CB		57 100%			K Murray	LB		74 96%	6	21%
J Jewell	LB		56 98%	6	21%	J Addae	FS		72 94%	12	41%
A Johnson	LB		56 98%			M Davis	CB		68 88%	6	21%
M Reed	LB		47 82%			I Rochell	DE		63 82%	14	48%
J Attaochu	LB		46 81%	8	28%	J Jones	DT		63 82%	6	21%
D Bausby	CB		42 74%	5	17%	J Tillery	DT		63 82%	5	17%
D Jones	DT		41 72%	12	41%	T Campbell	CB		48 62%	16	55%
S Harris	DE		39 68%	5	17%	L Joseph	NT		48 62%	6	21%
W Parks	FS		39 68%	1	3%	N Vigil	LB		42 55%	9	31%
D Williams	DT		30 53%	6	21%	D Perryman	LB		32 42%		
D Walker	DE		21 37%	7	24%	C Hayward	CB		27 35%		
P Motley	CB		15 26%			J Lemonier	DE		23 30%	14	48%
T Marshall	SS		8 14%	20	69%	A Gilman	SS		22 29%	13	45%
M Agim	DT		7 12%			D Square	NT		14 18%	6	21%
A Chickillo	LB		6 11%	13	45%	C Broughton	DT		14 18%		
D Tuszka	LB		3 5%	23	79%	J Gaziano	DE		14 18%		
P Locke	FS			23	79%	R Jenkins	SS		5 6%		
J Jones	LB			23	79%	M Jefferson	LB		1 1%	3	10%
A Holder	DB			17	59%	B Facyson	CB			24	83%
A Calitro	LB			17	59%	B Bello	LB			18	62%
B McManus	K			11	38%	T Long	P			15	52%
J Bobenmoyer	LS			9	31%	M Sokol	TE			13	45%
S Martin	P			9	31%	E Egbule	LB			12	41%
N Hairston	CB			7	24%	C Mazza	LS			9	31%
C Anderson	T			6	21%						

A Schlottmann	G	6	21%	J Reed	WR	7	24%
				M Badgley	K	5	17%
				S Quessenberry	G	5	17%

The background is a solid blue color with a repeating pattern of the words "BOLT UP" in a white, bold, sans-serif font. Each word is followed by a white lightning bolt icon. The pattern is arranged in a grid that covers the entire page.

FEATURE STORIES

TABLE OF CONTENTS



LOS ANGELES CHARGERS.....	198
2020 Salute to Service Nominee: James Collins.....	198
For Chargers, Jacob Blake shooting hits hard: 'Just looking for accountability'.....	198
Chargers cancel scrimmage, demand change after 'intense' team meeting.....	199
Fed up Chargers demand changes in emotional first trip to SoFi Stadium.....	200
Los Angeles Chargers Unveil Much-Anticipated New Uniforms; Minus the Typical Uniform Unveiling Clichés.....	200
SOFI STADIUM.....	201
SoFi Stadium videoboard: 'Eighth wonder of the world' targets GenZ.....	201
How SoFi Stadium makes a revolutionary design promise: A place for all to play.....	203
Playing in new SoFi Stadium should spark Chargers, says experienced Linval Joseph.....	204
TOM TELESCO.....	204
Chargers GM Tom Telesco Prepared for Unconventional Training Camp.....	204
ANTHONY LYNN.....	205
Chargers coach Anthony Lynn isn't new to creating impactful change.....	205
Chargers Coach Anthony Lynn on Systemic Racism in the NFL and Why He's 1 of Only 3 Black Head Coaches.....	205
Anthony Lynn's devotion to life, equality and football endears him to Chargers.....	207
Anthony Lynn: 'I'm pissed off and I don't want to just put out a pretty statement'.....	208
GUS BRADLEY.....	209
Gus Bradley says Chargers need to be in rush to fix defense.....	209
PEP HAMILTON.....	210
Chargers' Pep Hamilton and Colts' Marcus Brady are representing for Black QB coaches everywhere.....	210
PHIL McGEOGHAN.....	211
Chargers' Phil McGeoghan brings fight for racial justice to hometown with new program.....	211
NASIR ADDERLEY.....	212
With Derwin James out, Nasir Adderley is ready to go.....	212
Nasir Adderley on Opportunities and "Not Taking Any Day for Granted" in 2020.....	213
'Better than I've ever been': A Q&A with Chargers safety Nasir Adderley.....	213
JOEY BOSA.....	214
Chargers' Joey Bosa more concerned with getting wins than setting records.....	214
For Joey Bosa, 'It Means the World' to Stay in Powder Blue.....	215
Joey Bosa went from stressful car wait to long-lasting Charger.....	215
The Chargers gave Joey Bosa exactly what he deserved.....	216
BRYAN BULAGA.....	216
For Bryan Bulaga, a fresh start with Chargers — and, he insists, no hard feelings toward Packers.....	216
TEVAUGHN CAMPBELL.....	217
Chargers' Tevaughn Campbell makes Canadian history with pick-six.....	217
Toronto's Tevaughn Campbell presses closer to NFL history as a Chargers cornerback.....	218
AUSTIN EKELER.....	219
Newly extended Chargers RB Austin Ekeler reflects on undrafted past.....	219
JALEN GUYTON.....	220
Jalen Guyton's contributions were 'the bomb' in Chargers' win over Raiders.....	220
ALOHI GILMAN.....	221
The Chargers' Alohi Gilman's tiny Hawaiian hometown is a football factory.....	221
CHRIS HARRIS JR.....	222
Chargers' Chris Harris Jr. enters Broncos reunion on high after injury-filled season.....	222
Chargers happy to have former Broncos nemesis Chris Harris Jr. on their side.....	222
CASEY HAYWARD JR.....	223
Casey Hayward Named AFC Defensive Player of the Week.....	223

JUSTIN HERBERT	223
Chargers rookie quarterback Justin Herbert is the gift that will keep on giving	223
The Real-Life Diet of Chargers Quarterback Justin Herbert, Who Lives on Subway Sandwiches	224
Chargers' Herbert attracts attention for new haircut	224
Killer handshake: How Chargers rookie Justin Herbert learned to cope with losing	225
Rookie QBs were expected to struggle this year. Instead they're setting a record pace	225
Justin Herbert's misinterpreted personality becomes Chargers' gain	226
What do Chargers have in Justin Herbert? QB testing his risk vs. reward limits	228
Chargers' Justin Herbert learning he can't let the perils of running in the NFL slide	229
Reel talk: Chargers rookie Justin Herbert quietly goes about business, unless it's fishing	230
Is Justin Herbert the next Philip Rivers for Chargers? 'He doesn't play like a rookie'	231
Justin Herbert Finding Guidance in A Familiar Face	231
Johnny Unitas, Dan Fouts and Justin Herbert's Chargers destiny	232
Justin Herbert's journey from Oregon to NFL has SoCal roots	233
KJ HILL JR.	234
Receiver K.J. Hill gets chance to catch Chargers' eyes as rookies report to camp	234
'I ain't going to forget' — 33 receivers will fuel Chargers rookie K.J. Hill	234
RAYSHAWN JENKINS	235
Chargers like idea of moving safety Rayshawn Jenkins all over the field	235
TYRON JOHNSON	235
Chargers WR Tyron Johnson, ex-Warren Easton standout, returns to Superdome after dazzling NFL debut	235
JOSHUA KELLEY	236
The persistent phone calls that saved Joshua Kelley's football career	236
TY LONG	237
Ty Long's Leadership Has the Attention of Teammates, Coaches	237
KENNETH MURRAY JR.	237
Kenneth Murray is more than just the 'next man up' for the Chargers	237
Kenneth Murray Jr., 'glossy' legs and all, is the Chargers' new man in the middle	238
'It drove me' — How Kenneth Murray turned his bold prediction into reality	238
Kenneth Murray Jr. faced childhood challenges that made him a man on the field	239
DONALD PARHAM JR.	239
Tight End Donald Parham Jr. Looks to Bring Big-Play Ability to Bolts	239
JOE REED	240
Reed makes his NFL debut	240
Chargers hope fifth-round pick Joe Reed will break their kick return TD drought	240
ISAAC ROCHELL	241
Isaac Rochell Nominated for 2020 Walter Payton Man of the Year Award	241
Isaac Rochell sees his obligation as a pro athlete extend beyond the gridiron	241
Chargers' Isaac Rochell lends helping hand while in quarantine	242
TYROD TAYLOR	242
Tyrod Taylor ready to start Chargers' hopeful march to playoff spot	242
Tyrod Taylor eager to prove he's more than a bridge quarterback for Chargers	243
How Tyrod Taylor's Journey 'Built Him for This Moment'	244
JERRY TILLERY	244
Jerry Tillery's sophomore surge bolsters Chargers defensive line	244
TRAI TURNER	245
Pro Bowl Guard Trai Turner Ready For 'Fresh Start' with Chargers	245

LOS ANGELES CHARGERS

2020 Salute to Service Nominee: James Collins

By Chris Hayre
Chargers.com
November 5, 2020

Director of Football/Medical Services James Collins is one of the longest-tenured members of the Chargers organization.

He's also one of the most respected.

Collins is the Los Angeles Chargers' nominee for the NFL's 2020 Salute to Service award. Before his 30-plus seasons in pro football, Collins served five years in the U.S. Navy, where he taught aviation physiology.

"James – he was in the Navy – did a heck of a job serving our country," Chargers head coach Anthony Lynn said. "I've known him for all of my professional career. He was a trainer in Denver when I was a player there. And so, we have a great relationship; just a lot of love and respect for that man."

Collins' travels during his service brought him to San Diego, one step closer to his dream job of becoming an athletic trainer. After joining San Diego State's renowned athletic program, Collins started his career in the NFL as an intern with the Chargers in 1986. One season later, he was elevated to assistant athletic trainer.

After stints with the Denver Broncos and Philadelphia Eagles, Collins rejoined the Chargers organization in 1999.

For Chargers, Jacob Blake shooting hits hard: 'Just looking for accountability'

By Jeff Miller
Los Angeles Times
August 27, 2020

The Chargers traveled to SoFi Stadium on Thursday to play a scrimmage intended to be a step toward their improvement as a team.

Coach Anthony Lynn said that goal was achieved, even though his players didn't snap the football once.

After a late-morning team meeting centered on the recent shooting of Jacob Blake, Lynn decided to cancel the scrimmage.

"I just felt like this wasn't the time to practice," he said. "I feel like we got a lot more done in that locker room than we ever could have gotten done on the football field."

The Chargers were just one of the teams around the NFL to call off practice Thursday in the wake of the incident involving Blake, who was shot seven times in the back by police on Sunday in Kenosha, Wis.

The shooting led to several sporting events being postponed Wednesday, including games in the NBA, WNBA and MLS.

"This football team is committed to fighting for a championship and social justice."

The Chargers met on a Zoom call Wednesday night to discuss the situation and initially decided to move forward with their planned scrimmage.

That all changed after the players arrived at SoFi Stadium and continued their discussions in the locker room.

It was the first time in training camp that the entire team — offense and defense — was gathered together in one place somewhere other than on the field.

"There were so many different conversations going on that we didn't want to take that to the field," quarterback Tyrod Taylor said. "We wanted to hash it out in the locker room and move forward."

Asked specifically how the meeting Thursday was different than previous ones, Taylor explained that it was a much more real discussion.

"It was different ..." he said. "As far as deep conversations in the locker room, this was probably the first one I've had in years. There was more emotion in this one."

The Chargers were in an ideal situation to voice their concerns since the NFL Network was on-site to preview the scrimmage. Several players were able to speak on national television about a topic dominating the sports world.

"As a team, I feel like we're all just looking for accountability from everyone," defensive tackle Justin Jones said. "We're not looking for you to exactly understand how we're feeling. More so, just to see wrong from right."

The team meeting Thursday featured what Lynn called "an open floor," meaning anyone who wanted to speak was permitted to do so.

A few veterans admitted that not scrimmaging could hurt some of the younger players attempting to make the team, particularly with no preseason games being played because of the COVID-19 pandemic.

But the trade-off, they explained, was necessary because of the importance of this social justice movement.

"There's something to be gained from going out on the field and practicing our craft," defensive lineman Jerry Tillery said on the NFL Network. "But there's nothing more important than this right now."

Lynn made the cancellation announcement on TV while encircled by his players in the corner of one end zone.

"You look at the emotions of our players, our coaches and our support staff," said general manager Tom Telesco, who was among the Chargers wearing sweatshirts that read "Be The Change." "It ranges from anger to just utter frustration. It's powerful and painful at the same time."

As his players began departing SoFi Stadium, Lynn met via videoconference with local reporters.

He spoke with passion about everything that had transpired in the sports world since Wednesday afternoon, when the NBA players in Orlando, Fla., began deciding they would not continue playing.

"We've been fighting this fight and to see something happen like what happened in Wisconsin, it's almost like a slap in the face," Lynn said. "But that's the peaks and valleys that we talk about when you stand for something."

Lynn said he believed the Chargers meeting Thursday was a needed opportunity for his players to share their feelings.

He also voiced his own frustrations about the recent repeated instances of social injustice.

"We just see the ones that are on video," Lynn said. "How many times is this really happening? This police brutality ... there's got to be some reform somewhere. We've got to get a grip on this."

Later, he added: "Overall, I feel good about the movement. But we had a setback. What happened in Wisconsin, it was ridiculous. And to see that white boy walking down the street with a machine gun and nobody does nothing. If that's a Black man, that's a dead Black man, and we all know that. It's blatant. We're going to continue this fight."

Chargers cancel scrimmage, demand change after 'intense' team meeting

By Daniel Popper
The Athletic
August 27, 2020

INGLEWOOD, Calif. — Someday, SoFi Stadium will become what it was always meant to be: the NFL's crown jewel, a beacon of fun and entertainment for Los Angeles, a beautiful and awe-inspiring place to play football games, host fans and serve hot dogs and beer.

Someday. But not this day. Not Thursday, Aug. 27, 2020.

Because on this day, SoFi Stadium represented something far more profound — empowerment, frustration, grief, growth, exasperation, raw and unfiltered emotion. It was the meeting place for an unequivocal demand for change.

It was 10 minutes before noon, and the stadium was nearly entirely empty, aside from a couple Chargers players roaming the field. They were supposed to have a scrimmage on that field, starting at 1 p.m. But something more important transpired. There would be no football, and it would be replaced by a unified call for equity and justice.

"Rise Up" by Andra Day blared over the stadium speakers.

And I'll rise up
I'll rise like the day
I'll rise up
I'll rise unafraid
I'll rise up
And I'll do it a thousand times again

A quote was plastered in white letters on a black background on The Oculus video board hovering above the field: "I'm not sad. I don't want your pity. I want change."

Those words were spoken two days ago by Letetra Widman, the sister of Jacob Blake, the Black man who was shot seven times in the back by a White police officer on Sunday in Kenosha, Wis. Blake reportedly is now paralyzed.

Blake has been on the minds of Chargers players and coaches all week. So have other Black and Brown people who have died at the hands of police in America, including Philando Castile, Eric Garner, Alonzo Smith and others. Their names appeared on the lower-bowl video board, and they rotated because there were too many to list all at once.

At noon, the Chargers posted a video on Twitter with the hashtag #WeDemandChange. Meanwhile, head coach Anthony Lynn put on a headset while standing behind one of the end zones and began an interview with the NFL Network. His players formed a semicircle behind him.

"We're not going to scrimmage today," Lynn said. "We're going to do something different."

Over the next hour, various players on the roster, Black and White, shared their thoughts on live television — quarterback Tyrod Taylor; defensive linemen Damion Square, Jerry Tillery, Justin Jones and Isaac Rochell; punter Ty Long; and kicker Michael Badgley.

How did the Chargers get here?

Really, it has been a lifetime in the making for each Black member of the Chargers organization, from 62-year-old special teams coach George Stewart to 21-year-old rookie linebacker Kenneth Murray.

"Several things over my childhood happened to me, and it did not feel good," Lynn said of his experiences with racism. "And sometimes it made me feel less than a human."

The specific internal conversations about what the Chargers would do Thursday began late Wednesday afternoon, when news broke that NBA players, in the middle of the league's playoffs, were walking out in response to the Blake shooting.

Lynn saw the news and met with Chargers general manager Tom Telesco to discuss next steps. At that point, the Chargers were still planning on holding Thursday's scrimmage, which, for players fighting for a roster spot, would be essential for their NFL dreams. With no exhibition games, it would be as close to live football as the Chargers were going to get before cutdown day.

The situation developed rapidly over the ensuing hours. Multiple MLB games were postponed Wednesday night, including the Dodgers-Giants game, as players walked out in response to the Blake shooting.

By early Thursday morning, canceling the scrimmage was an option. Lynn knew this as he drove to SoFi Stadium. He felt the swell of outrage among his players after a team Zoom meeting Wednesday night.

"To see something happen like what happened in Wisconsin, it's almost like a slap in the face," Lynn said Thursday.

Taylor said Lynn allowed the players to sleep on their frustrations. When Taylor arrived at the stadium, the emotion was still palpable.

"There were a bunch of conversations going on throughout the locker room," Taylor said. "I talked to guys last night and, of course, this morning when I got to the locker room. And I think that there were so many different conversations going on, we didn't want to take that to the field. If anything, we needed to hash it (out) in the locker room and move forward, if we were going to take the field, and not let that linger onto the field.

"Coach (Lynn) got a wind of the different conversations that were going on in the locker room and felt that it was best that we have that conversation in front of everyone before we hit the field, just to get everyone to talk through their emotions and what was going on."

Lynn called a team meeting at 11:30 a.m., half an hour before the Chargers were supposed to take the field for warmups. He said it was an "open floor." Players and coaches of all races spoke, told stories, opened up and voiced frustrations, including Stewart, who Lynn said is a "father figure" to the players.

Rochell said at one point an assistant coach was crying.

"It was pretty emotional, intense, venting. It was everything," Lynn said. "I just felt like it was a team. We supported one another in there. We were definitely a team. And the White players did an outstanding job of listening, and some even spoke up. I love what they had to say."

"Some of it was uncomfortable for a lot of people," Taylor said. "But it was necessary."

Taylor added that this conversation "was different" than the others he has had about race since joining the Chargers in 2019. He also said this was as deep, moving and productive of a conversation on race as he's had "in years, on any team."

"It was more emotion in this one," said Taylor, who's in his 10th year in the NFL. "It's different age groups throughout the locker room. You have coaches that are older, you have players who are veterans, you have young guys and I think every age group got up and spoke. We all agreed that enough is enough and that we're tired of talking about the same things. But unfortunately, that's our reality. And whether we're tired or not, we have to do whatever it takes to help change that narrative. And that's what our focus is on now.

"The conversation was a great one. But the focus now is 'What can we do to help change?'"

Lynn decided to cancel the scrimmage after the meeting. "As the head coach, I have to have a feel for the football team. And my instincts told me not to take that field today," he said.

The locker-room meeting was the first time the 2020 Chargers were allowed to be together as a full team in one place, as the offense and defense have been divided during training camp — when not on the practice field — due to COVID-19 protocols.

"Sometimes people just need to be heard," Lynn said.

And they were heard, not just in the locker room among themselves but also on national television. The Chargers' message was a simple one: Now is the time for everyone everywhere to acknowledge the problem of systemic racism in this country. Lack of knowledge on the issues is no longer acceptable.

"We need to discuss this," Rochell said, "and we can't move forward until we do."

This was Rochell's first trip to SoFi Stadium. He waited all three of his NFL seasons for the building to open. In an alternate universe, on a different timeline, he would remember this first trip for the Chargers' preseason opener against the Cowboys. Maybe he would have sacked Dallas backup Andy Dalton and celebrated with his teammates.

But now, he will remember it for an entirely different reason.

"For the rest of my life, I'll think back to the first time I came here," Rochell said. "We were discussing social injustices in our country."

Fed up Chargers demand changes in emotional first trip to SoFi Stadium

By Gilbert Manzano
Orange County Register
August 27, 2020

INGLEWOOD — Chargers coach Anthony Lynn drove to SoFi Stadium on Thursday undecided if his players were going to practice for the first time at their new home.

His mind was heavy with thoughts surrounding the protests that ensued in Kenosha, Wisconsin, after a police officer shot and paralyzed Jacob Blake, a Black man, on Sunday.

“Sometimes it just seems like it’s not getting better,” Lynn said about racial injustice and police brutality in the United States, “like it might be getting worse.”

Lynn had final say, but he wanted to hear from his players before deciding whether to have an intrasquad scrimmage. There was no cliché-filled speech about making the most of their opportunities on the football field when Lynn gathered his players in their SoFi Stadium locker room.

The leader of the franchise wanted raw emotion at a close distance without logging into Zoom. He wanted his players to pour their hearts in a welcoming environment without judgment. Eighty players and coaches from different backgrounds and age groups took the invitation.

One assistant coach cried, and special teams coordinator George Stewart delivered “inspiring” words.

Running back Justin Jackson saw it as a different opportunity than earning playing time. The Chargers had one hour of airtime reserved on NFL Network to preview their Blue and White scrimmage and first visit to the 70,000-seat venue.

“How can we pass up that opportunity,” defensive end Isaac Rochell recalled Jackson saying in the locker room.

Lynn’s decision was made after the emotional open forum. He walked out the tunnel and faced the NFL Network camera with his players standing behind him in support.

“We’re not going to scrimmage today,” Lynn said. “I thought what we did in the locker room in the last hour was 10 times more powerful (than) what we could have done on the football field today.”

A social-justice town hall filled the 60 minutes on the league-owned channel. Players spoke in pairs to raise awareness, encourage actions and to register to vote, as the massive Oculus video board hung over their heads with the words “I’m not sad. I don’t want your pity. I want change,” a quote from Letetra Widman, Blake’s sister.

Defensive tackles Justin Jones and Jerry Tillery spoke together. Jones wanted police officers to be held accountable, and Tillery said there’s nothing more important than this right now.

Football and training camp took a backseat Thursday and likely for days to come. The Chargers demanded change and justice. Enough is enough.

Quarterback Tyrod Taylor is tired of adding more names to the lengthy list of Black people who have died or suffered from police brutality, but he continued to say their names Thursday, like Breonna Taylor, George Floyd, Ahmaud Arbery and Elijah McClain.

“People are just tired,” Lynn said. “People are fed up and people want change. I felt these young men needed to talk. Needed to get that off their chest. ... Even though we’re frustrated as hell, sick and tired of being sick and tired, we’re gonna keep fighting.”

Jackson has often used his Twitter account to point to the lack of resources minority communities have compared to white neighborhoods. He pushed for that to change during his interview on NFL Network.

“You’re just punishing poverty year after year,” Jackson said.

Lynn was asked what can be done to create change, but Thursday was about speaking from the heart to let his players and many watching know that they’re not alone with the pain they carry from seeing another needless incident unfold on social media.

“Sometimes I wonder, we just see the ones that are on video, how many times is this really happening?” Lynn asked. “This police brutality ... there’s got to be some reform somewhere and we gotta get a grip on this.”

Lynn said he’s about actions and he’s proven that by opening a school in Tanzania, joining protests and inviting city leaders to speak with his team. But he’s far from done and wants help from White people.

Lynn has the support of general manager Tom Telesco, who encouraged his players to be the change and stand up for social justice, and team owner Dean Spanos, who had a conversation Thursday with Rochell on how to create change.

“We, the Black and Brown community, we need the help of good White people, no doubt about it,” Lynn said.

Lynn was also brutally honest because that might be the best way to get people’s attention.

“Overall, I feel good about the (Black Lives Matter) movement,” Lynn said. “We had a setback. What happened in Wisconsin was ridiculous. To see that a White boy walking down the street with a machine gun and nobody does nothing. If that’s a Black man, that’s a dead Black man and we all know that.”

Lynn is pleased to see the NFL as a whole having discussions about creating change, the opposite of what occurred four years ago when quarterback Colin Kaepernick first took a knee. But the fight for change is far from over.

Lynn felt helpless seeing his players hurt, but he gained plenty of hope from the open dialogue.

“There’s no quit,” Lynn said. “If anything, we’re gonna double down.”

The Chargers got plenty accomplished for their first trip to SoFi Stadium, a lot more than just seeing where the parking lot and locker rooms are located.

“This is the first time I’ve even been to this stadium,” Rochell said. “For the rest of my life, I’ll think back to the first time that I came here, we were discussing social injustices in our country.”

Los Angeles Chargers Unveil Much-Anticipated New Uniforms; Minus the Typical Uniform Unveiling Clichés

Chargers Communications
April 21, 2020

The Los Angeles Chargers today unveiled their much-anticipated new uniforms for the upcoming 2020 season, the team’s first in its new SoFi Stadium home.

In a video debuting on NFL Network’s Good Morning Football and subsequently released on the team’s digital media channels, viewers thought they were going to hear the usual clichés surrounding what inspired the Bolts new uniforms.

After a brief, stylized montage including some of the Chargers most iconic looks, a voiceover asks, “How do you improve on perfection?”

The answer: “First, you start with the design process.”

The v/o then launches into a cassette tape on fast forward explanation, “Taking inspiration from the subtle curvature of the bolt, we analyzed the ratios underpinning the logo in an effort to craft...,” before the audio and film suddenly break down and bring the video to a temporary halt.

“Nah, who cares,” the piece continues. “All you need to know is we took the best and made it better.”

To see how the best uniforms in sports just got better and learn about their DNA, fans can visit chargers.com/uniforms.

Fans looking to get their hands on the Chargers’ newest best uniforms in sports can visit shop.chargers.com.

And for those who were able to find the words, here’s what they’re saying about the new uniforms (in alphabetical order):

K Michael Badgley

“I love the numbers on the side of the helmet.”

“We definitely have the sickest uniforms by far.”

DE Joey Bosa

“The all navy has always been my favorite and those are even cooler.”

“I like the simple bolt, too, how it just has the yellow and the blue in it.”

T Bryan Bulaga

“Those are so classic, crisp, clean! Those are fantastic.”

"Those are classy, I love the yellow pants, those are awesome."

Chargers Legend Antonio Cromartie

"We're always going to have the sweetest uniforms no matter what."

"This right here is my favorite cause you got the old uniform mixed in with the new."

RB Austin Ekeler

"The thing that stands out to me the most is the new Chargers emblem."

"It almost looks like a throwback."

CB Chris Harris Jr.

"We have the most unique jerseys. Definitely swag with it. A+ for sure!"

CB Casey Hayward

"That baby blue on white hard! oooooooooooooo."

"Whoever came up with it, you get two thumbs up from me."

TE Hunter Henry

"Those are really clean, really clean."

Derwin James

"The swag finna be on 100."

"I didn't expect this, but ya'll did ya'll thing."

S Rayshawn Jenkins

"That's the best uniform in the NFL. Hands down. Not even close."

DB Desmond King

"I can't speak for everybody else but I'mma be swaggin this uniform out this year. I'm definitely going to be the number one best dresser, top swag."

"I like what they did with this new bolt, man. That's clever."

Chargers Legend Shawne Merriman

"That white on white on the road is coming in and doing some damage."

NFL Insider Ian Rapoport

I was curious about the hype surrounding the new Chargers uniforms...I didn't get it. Then I got a sneak peek. Now I get it. They are tremendous."

Good Morning Football Host & NFL Insider Peter Schrager

"I assure you, it is the number one uniform that there is going to be in football. Sick. Sleak. Looks incredible...the Chargers uniforms are the sweetest of all."

Chargers Hall-of-Fame RB LaDainian Tomlinson

"That all-white is sweet, man. Can't go wrong with the all-white."

"Ya'll changed the bolt in the helmet to match the uniform!"

G Trai Turner

"Without a doubt, the best uniform ever." (re: navy on navy)

"I can't wait to put that on, bring some swag to the o-line." (re: navy on navy)

Chargers Legend Marcellus Wiley

"That's the best navy I ever seen."

"The white are clean but then you don't wanna make a tackle 'til the third quarter cause you're too clean."

WR Mike Williams

"FIRE, all caps."

"New stadium, new look. I rock with it."

SOFI STADIUM

SoFi Stadium videoboard: 'Eighth wonder of the world' targets GenZ

*By Alden Gonzalez
ESPN.com
September 16, 2020*

INGLEWOOD, Calif. -- It stretches 120 yards, weighs 2.2 million pounds, contains 70,000 square feet of digital LED and houses 268 speakers, a technological marvel befitting its transformative carrier. But the most impressive number attached to the oval, dual-sided videoboard inside SoFi Stadium might be this one:

Eighty.

Under normal circumstances -- when the coronavirus pandemic is over and 70,000 football fans begin to fill the place -- that's the amount of people the Los Angeles Rams and the Los Angeles Chargers will each utilize to create content for their videoboard on game day, a total made up of producers, directors, camera operators and others throughout the control room. Rams and Chargers staff members have spent this entire year planning the operation of that videoboard, a job with no blueprint. The task morphed into the equivalent of creating a six-hour show in multiple ways, every second of it scripted in remarkable detail.

With no fans in attendance, the Chargers will mostly operate the board for the team and the broadcast, playing up the graphics so they resonate on television while also splicing in videos of the players' families. The fan-related aspects will be worked in slowly. The Rams, who debuted the board in front of a national television audience Sunday night, planned to operate it like normal from the onset, which meant incorporating Next Gen Stats, displaying a drive chart on the end zone portions of the inner rim and utilizing three levels of touchdown graphics to account for the situation.

SoFi Stadium, which came with a price tag in the neighborhood of \$5 billion, is as majestic as it is revolutionary. The indoor-outdoor dynamic is unprecedented, helped by a translucent roof, exposed sides and an expansive plaza. The pronounced curves that make up the infrastructure pay homage to the Pacific Ocean's coastline; the landscape throughout is representative of California's indigenous trees. But the hallmark is the videoboard, one SoFi Stadium's chief technology officer, Skarpi Hedinnsson, expects to become "the eighth wonder of the sports world."

It is excessive yet necessary.

Evolution of the videoboard

SoFi Stadium's videoboard is 120 yards long, weighs 2.2 million pounds, contains 70,000 square feet of digital LED and houses 268 speakers. Rich Fury/Getty Images
The current videoboard did not make its way onto initial renderings for SoFi Stadium. HKS, the architectural firm that has built some of sports' most innovative venues in recent years, captured the design elements rather quickly but went traditional with the entertainment, displaying smaller screens on each of the stadium's four corners. Rams owner Stan Kroenke, who famously vowed to make professional football work in a market that had long baffled the NFL, kept pushing. He didn't want to undershoot Los Angeles, he'd say, and so he demanded a videoboard appropriate for the world's entertainment capital.

"There was a lot of discussion in how you bring the videoboard experience not only to life," Rams COO Kevin Demoff said, "but to push the envelope in the same way everything else in this building had."

The NFL's videoboard craze began, in many ways, with Jerry Jones' Dallas Cowboys, who in September 2009 unveiled a four-sided, center-hung screen that spanned 160 feet and, at the time, stood as the world's largest high-definition video display. Four years later, the Houston Texans displayed two end zone videoboards each 277 feet wide, larger than the wingspan of a 747 jet. The following year it was the Jacksonville Jaguars, showing off two videoboards spanning 362 feet each.

Two years later, in August 2017, the Atlanta Falcons birthed the antecedent of SoFi Stadium's design with the "Halo Board" -- a 360-degree, 63,000-square-foot videoboard that encircled the rooftop opening of Mercedes-Benz Stadium.

Pete Soto, now the Chargers' vice president of fan experience and production, oversaw game presentation, live events and stadium production for the Falcons, Atlanta United and Mercedes-Benz Stadium at the time. Before that, he was with the Florida Marlins and the Florida Panthers in the 1990s, when videoboards exploded as a vessel for sponsorship and fan experience. He watched Sony's JumboTron and Mitsubishi's Diamond Vision pave the way for Daktronics, the company that designed videoboards for the Jaguars and Falcons, then saw Samsung take it to another level.

When the Halo Board went up in Atlanta, Soto wondered what would come next and knew the answer would come quickly.

"It was the first of its kind, the most unique videoboard of its time," Soto said. "And then here at SoFi Stadium, we've created one that's even more intriguing, more complex, and the amount of impact it's gonna have on the fan experience is hard to quantify because it's such a unique environment, it's such a unique offering and presentation."

Kroenke and his people were awed by the way the Cowboys' video display encompassed most of the playing field, but they wanted to account for those in the lower seats who could only see the screen by looking straight up. The Halo Board was already under construction during the initial planning stages, prompting what only seems like a logical question in hindsight:

Why not take the oval concept but make it dual-sided, suspend it from the roof and hang it low enough so that a massive video screen basically sits within optimal viewing distance of the entire seating bowl?

"That convergence of ideas really came from Stan's challenge of, 'This has to be the best technological experience,'" Demoff said. "From there it became, 'How do you make sure that the technology is so good that it's not just big, but that it's truly dynamic and better quality than you can get in your house?'"

Appealing to a younger audience

SoFi Stadium isn't just a football venue; it's the anchor to a mixed-use development the way big-box stores were used to attract customers to shopping malls. The entire site is 298 acres. Eventually there will be a 6,000-seat performance venue attached to the stadium and a 200,000-square-foot space for NFL Media nearby. Soon after that, there will be 3,000 residences, 25 acres of public parks, and 1.5 million square feet dedicated to retail and office space.

Football will be the main attraction but far from the only one, a reminder of the constant need to diversify in this era.

The NFL experienced only a 0.6% decline in attendance from 2010 to 2019, nowhere near the 6.2% drop-off experienced by Major League Baseball over that same stretch. But viewership is skewing older, and attracting young fans to live sporting events is a growing challenge that some fear might eventually threaten professional football's viability as a revenue-generating behemoth. The reason is obvious: Technology is better, attention spans are shorter, sensibilities are different, and so it has become increasingly more difficult for teams to beat the advantages and comforts of in-home viewing.

Imagen, a video-management service that also provides customers with distribution strategies, published a study in November 2019 that revealed vastly different consumption habits among different age groups. Imagen surveyed 1,866 American and Canadian fans of the NFL, NBA, MLB, NHL and MLS divided evenly among four age groups (Baby Boomers, GenX, Millennials and GenZ). The company found two key trends among the two younger demographics, particularly GenZ: they're more willing to consume non-game content and, if watching sports, more prone to split their attention between dual screens.

"The game used to be everything," Imagen director of business development Nick Ashwin said. "Now it's very much just a part of it."

Under normal circumstances, the videoboard will act as the equivalent of a sports bar in the hours before kickoff, displaying all of the East coast games so that fans can keep up with their fantasy teams in a way most of them would not be able to at home. The building is outfitted with Wi-Fi 6, providing incomparable Internet speeds. And because SoFi Stadium will possess nearly 60 cameras, including two SkyCams and 12 pylon cams, fans in attendance will have access to angles that are typically reserved for prime-time television games.

The hope in all of this is to not only keep bringing fans through the door, but to keep them off of their smartphones while they're inside -- and locked in on that shiny new videoboard.

"It's taking advantage of those different technologies, those different ways of engaging audiences, and supplementing what's going on on the field, that will continue to get people to go there," Ashwin said.

"I'm a little bit old school. I kind of miss the terraces and the stadium that kind of rocks with the sound of singing and all that. But that's just not the experience that the GenZ and the younger fans are looking for. They're looking for a very technology-supplemented on-field experience. They want to be able to look at live stats on their phone, connect to WiFi and draw in all kinds of different bits of information and supplement what's going on. It's a completely different ballgame -- excuse the pun."

How it works

Hedinsson is a Formula One fan who summons one of the sport's edicts to describe the realities of operating this new videoboard -- there's no way to train for it; you just have to go in there and do it.

Hedinsson has spent most of his professional life in digital technology, which helped him navigate a 3.1-million-square-foot stadium that is entirely digital. A decade ago, he built ABC and Disney applications for the iPad before the device was released, an experience he applied to the task of planning content for an unprecedented board that remained under construction. Nothing, however, could truly prepare him for an undertaking of this magnitude.

"There are certain things that you can do in simulation and so on and so forth that allow you to prepare for that," Hedinsson said of the content-planning stages for the videoboard, "but it's a certain mindset that you have to have."

The videoboard consists of 69,000 LED cards organized into 1,338 cabinets, all of which were built out of a fabrication facility in Logan, Utah. It contains 80 million LED pixels that can be controlled individually by 36 rendering computers, allowing a single animation to seamlessly occupy the entire board. The XPression Tessa system, a graphics machine from Ross Video that was first utilized at Mercedes-Benz Stadium, stretches the video for the board, which is separated into eight primary sections.

Most of the content planning was done through a virtual-reality system while the board was built, a major advantage that was not available in Atlanta. Before the start of training camp, the Rams and Chargers were each meeting weekly with SoFi Stadium staff members to discuss content and best practices. The first step, for both teams, was establishing where the ad space would go. Next was building out templates (for pregame, introductions, game in progress, instant replay, touchdowns, etc). Then came the process of dressing them up and ironing out the details.

"Like I tell my staff -- your imagination is your limitation on this," Soto said. "You can do anything you want. If you can dream it, you can make it happen. It's just a matter of figuring out how to make it happen."

And therein lie the difficulties.

In Atlanta, the circular board is one-sided and uniform. In L.A., the videoboard panels are four stories tall around midfield and half that size in both end zones. Because of the speakers, the video display on the outer rim is smaller than that of the inner rim. Visually, the outer rim goes away from the viewer, which tends to distort the image. Planning content for the board required constant changes in perspective.

"It's like in Atlanta in a lot of ways operationally," Hedinsson said, "but it's completely its own thing and it's completely a new world here in Los Angeles."

The COVID-19 curveball

Demoff has spent the past half-decade immersed in the build-up to SoFi Stadium's grand opening, serving as the principal point person tasked with delivering on Kroenke's grand ambition. As the process endured, Demoff envisioned practically every scenario -- except for a global pandemic that would cripple the economy, halt American business and prevent people from gathering en masse. The Rams now own arguably the most impressive, cutting-edge live venue in the history of civilization, but only a select few can actually experience it.

"Part of you is so amazed and so proud," Demoff said of completing such a complex project in this environment, "and part of you is truly pissed. I've managed, for the most part, to block it out, but it's just a bummer."

The Rams and Chargers announced on Aug. 25 that fans would not be allowed at SoFi Stadium "until further notice." Three months earlier, during an interview with ESPN, Demoff was already bracing for that possibility. He maintained faint hope for an unforeseen stroke of luck but began to view 2021 as the true grand opening and started to believe that hosting fans in a limited capacity before then would be impractical, unfair and, given the ways it might dampen the overall experience, counterintuitive.

Eventually stadiums will open at full capacity, of course. But identifying what that might look like, and how customer sensibilities might change by then, is an uncertainty that befuddles the live entertainment industry. Just thinking about all the mundane, everyday tasks that might be altered over COVID-19 concerns can be an exhaustive exercise.

Are buffets, a hallmark of prime seating, suddenly extinct? What about fountain drinks and beers on tap? Or paper tickets? Does everything involve contactless payment moving forward? Are grab-and-go meals more prominent? What about -- Demoff's suggestion - something as simple as spreading mustard on a hot dog?

"Stadiums are going to learn just as much from other hospitality venues -- restaurants, hotels, casinos, resorts -- as much as we are going to learn from other stadiums," Demoff said.

Terry Lefton, a reporter for Sports Business Daily who has spent a long time covering sports marketing, imagines companies like Clorox and Lysol emerging as prominent sponsors. Cleanliness will be of utmost importance when stadiums return to full capacity; safety must encompass the overriding theme. Lefton alluded to the congestion of stadium entry, already a problem because of tailgates that habitually run too close to kickoff, and how the process might get bogged down further with temperature checks.

Then there's that whole thing about disposable income amid the worst economic crisis since the Great Depression and how that might impact season-ticket sales in a market like, say, Los Angeles, which has grown so accustomed to Sundays without live football and might not be willing to allocate money for, you know, a really expensive stadium.

Adaptation will be crucial; unique, exclusive offerings will be more important than ever.

"All venues are gonna have to evolve to meet changing consumer expectation and demand," Demoff said. "Usually with great upheaval comes great opportunity, and we just have to view it as that."

How SoFi Stadium makes a revolutionary design promise: A place for all to play

By Sam Lubell
Los Angeles Times
September 2, 2020

In less than two weeks, if the NFL moves forward as planned, SoFi Stadium will open in Inglewood after more than five years of design and construction.

Finally, the Rams will no longer have to play in the sun-baked L.A. Coliseum. Finally, the Chargers will no longer have to be squatters in the tiny Dignity Health Sports Park (formerly the StubHub Center and the Home Depot Center). Finally, owner Stan Kroenke will see his dream of a \$2 billion (well, make that more than \$5 billion now) sports and entertainment park begin to come true.

But here's the more important news: From a design and urban planning standpoint, SoFi is, potentially, revolutionary.

That's because, in many ways, this stadium is not really a stadium. It's not a solid concrete and steel bowl where fans park cars and push their way in and out eight times a year. And it's not a themed shopping mall and mini amusement park grafted onto a sports facility.

SoFi Stadium is a porous, indoor-outdoor, year-round complex featuring, yes, a 70,000-seat stadium and lots of parking, but also a 2.5-acre public plaza, an adjacent 6,000-seat performance space and a layered landscape filled with hills, trees, places to pause and sit and eat — all connected to a vibrant 25-acre community park surrounding a 5.5-acre lake.

SoFi Stadium's landscape design includes an arroyo and a Mediterranean biome plant palette. SoFi Stadium's landscape, designed by Mia Lehrer's Studio-MLA, includes an arroyo and a Mediterranean biome plant palette. (Studio-MLA) The 300-acre complex, to be called Hollywood Park, is slated to phase in over many years more than 1.5 million square feet of retail, restaurant and office space (including the almost-complete NFL Network headquarters and studios), at least 2,500 townhomes and apartments and a hotel.

The idea of a stadium as the focal point for a mixed-use project is not new. So-called sports-anchored developments are becoming the norm nationwide, from Patriot Place in New England to the Arlington Entertainment District in Texas. But more than any of those developments (including downtown Los Angeles' L.A. Live), this complex — its stadium's façade curving like the sweep of the coast — is authentically inspired by, and caters to, its setting.

"We were trying to create an expression of Southern California," said Lance Evans, principal with HKS Architects. "Something that would resonate with this climate and with this place."

This is something that only Dodger Stadium — embedded into the earth, obsessed with the future and surrounded by palm trees, the landscapes of Elysian Park and, alas, a heroically scaled parking lot — has managed to accomplish in terms of local sports venues.

Workers have been putting the finishing touches on SoFi despite the risk of COVID-19 infection (more than 50 have tested positive) and two deaths on the site, including one caused by a fall from the roof.

Citing the pandemic, the Rams, Chargers and SoFi jointly announced Aug. 25 that games will be played without fans "until further notice." Once fans are allowed to come, they will approach a stadium whose field level is embedded 100 feet into the earth, reducing the building's bulk as seen from the rest of the neighborhood and making a trip inside reminiscent of a trek down bluffs to a beach in, say, Malibu. Along the way they will proceed via a fractured landscape of textured pathways, gardens, patios and food stalls, descending through what the project's landscape architect, Studio-MLA, calls "canyons" — terraced trails filled with earthen mounds and plants and trees from around California, weaving in and out of the stadium.

"It's all about how the stadium is part of the landscape and the landscape is part of the stadium," said Studio-MLA founder Mia Lehrer, who has designed green spaces for Dodger Stadium and for Banc of California Stadium in Exposition Park. She also is imagining the surroundings for the forthcoming Lucas Museum of Narrative Art.

In classic SoCal fashion, the stadium, its edges open to the outdoors along the sides, blurs the line between interior and exterior, inviting visitors, and views, inside. It pulls in ocean breezes through its aerodynamic shape, its permeable flanks, the lifting of its seating bowl above the ground-level concourse and massive (60 feet by 60 feet) adjustable openings in its roof that can slide like sunroofs on cars. These openings can "tune" the wind flow, according to HKS, which designed recent stadiums for the Minnesota Vikings, Indianapolis Colts and Dallas Cowboys.

The roof, which covers and unifies the stadium bowl, plaza and adjacent arena, is clad in ethylene tetrafluoroethylene, or ETFE, a tough, translucent plastic that, thanks to its dotted frit pattern, shades fans from about half of the sun's heat. (If you've roasted at the Coliseum or at Dodger Stadium, you will appreciate that.) The ETFE also will allow concerts, community gatherings, e-sports, the Super Bowl and the Olympics to carry on in the rare case of rain.

One bummer: The roof's tempering of the sun means that the field had to be made of artificial turf, although such surfaces have progressed light-years since the days of AstroTurf.

The seating bowl itself is not revolutionary, but its proximity to the field is as close as the NFL will allow — a good thing for fans. A massive, oval-shaped screen hangs from steel rafters, projecting images on both sides, which makes it readable from a wider range of sightlines and seat locations. It weighs more than 1,000 tons and traces the circumference of the field level, making SoFi the new champion of the NFL's Jumbotron wars.

The stadium sits under a major LAX flight path, and as seen from above that roof bears an uncanny resemblance to the Rams former shield-shaped logo. (Attempts to confirm this connection were rebuffed by both the designers and the developers, perhaps to protect the Chargers' feelings?) But where the roof bends down, meeting the ground at a few distinct points, you can see its lightweight aluminum façade panels, consisting of thousands of unique triangles, perforated with millions of holes to admit breezes and create intricate dappled light patterns.

Connected to the stadium via textured pathways and a grove of palm trees is Lake Park, the other focal point of the development. The park has the potential to be a profound amenity for Inglewood.

An artificial lake — which collects water runoff from around the complex — was inspired by the lake at Hollywood Park Racetrack, which used to stand on the site. It's surrounded by a mix of flora that's even more robust than what is along the stadium's edge, including some plants that are quite exotic. Lehrer calls them Dr. Seuss plants, including the strangely fractured monkey puzzle tree and the jug-shaped bootle tree. All are part of the Mediterranean biome, an effort by Studio-MLA to connect Southern California to similar environments worldwide, including the Mediterranean region, the Cape of Africa and Chile.

Visitors can experience, among other things, long allées of trees edging the water, undulating arroyos, seats built into angled planters, impressive views across the lake to the stadium and a deck projecting over the water.

The park, and much of the stadium's periphery, will be open to the public every day, not just on game days, making the landscape part of the neighborhood. The complex's ability to host almost any type of event should help energize the site most of the year. It has the potential to become a real civic place, not just a sports-fueled fan zone. But just how civic is up to Kroenke and his team.

Despite many positive signs, much of the 300-acre site remains a question mark. The landscaping, as fantastic as it seems, is so young it's hard to tell just how effective it will be. And it's still unclear how much of the immediate stadium area will remain open when events aren't taking place. Parking lots dominate the site's future development areas, and because of the incredibly uncertain economy, there's no guarantee that all of these elements ever will come. (Nor is it a sure thing that this development, if it does come, will be welcoming.)

Football is a sure thing, and the Super Bowl and the College Football National Championship seem likely, as do the Olympics. But many other events — like those catering to the local community — are a long way from being programmed. How will the place interact with the neighborhood around it, including the Forum to the north and a planned complex for the Clippers to the south? Also: Can a stadium with 260 luxury suites and 13,000 premium suites really be considered civic?

For now, public transit connections to the stadium are problematic. A so-called transportation hub along the site's west edge, amassing buses from nearby neighborhoods and the Metro Crenshaw Line's Downtown Inglewood light rail station (delayed until late 2021), is just a parking lot. (The Inglewood Transit Connector, an elevated tram running from the Metro station to SoFi, the Forum and other destinations, is still just a plan.)

Thanks to COVID-19, we probably won't know for more than a year how the whole complex performs. Not until a game day with actual fans, actual concessions, actual crowd noise, actual traffic.

So, like everything else in our current state of suspended animation, we'll have to wait and see whether SoFi Stadium and Hollywood Park are a success, for fans, for the region, and for the concept that a stadium can become a true community asset. We'll have to keep a close eye. What's been achieved so far is impressive, but it's just the beginning.

Playing in new SoFi Stadium should spark Chargers, says experienced Linval Joseph

By Jeff Miller
Los Angeles Times
August 25, 2020

Most of the Chargers will experience something once-in-a-lifetime this season when they play at SoFi Stadium.

For Linval Joseph, it instead will be third-time-in-barely-a-decade.

Joseph was a member of the New York Giants when they moved into New Meadowlands Stadium in 2010 and the Minnesota Vikings when they moved into U.S. Bank Stadium six years later.

The Chargers and Rams will share SoFi Stadium beginning next month, with the Chargers set to make their debut in the \$5-billion facility Thursday with a scrimmage.

"When you have a new stadium ... you want to protect it," Joseph said. "You want to make sure it's your home. You want to instill in all the guys, 'We gotta win at home. We got to start off right.' It's like another urge to get the job done."

After relocating to Los Angeles in 2017, the Chargers played three seasons at what is now called Dignity Health Sports Park. They lost their first three and final three games there, finishing 12-12 overall.

Now, they're readying to upgrade into a venue coach Anthony Lynn called "the best place to play football in the world."

"I'm excited to get there," Joseph said. "See it, feel it and hopefully make some magic this year."

The Chargers signed Joseph as a free agent in March, bringing in the veteran defensive tackle with hopes he can provide pressure up the middle to aid pass-rushing ends Joey Bosa and Melvin Ingram.

Joseph has 24 sacks and 525 tackles in a career that includes two Pro Bowl appearances. He also won a Super Bowl with the 2011 Giants.

At 6 feet 4, 329 pounds, Joseph began making an impression on his new teammates the moment he walked through the door of the Chargers' training facility in Costa Mesa.

He did this by simply filling that doorway.

Safety Rayshawn Jenkins said Joseph is built "like a mobile home." Cornerback Casey Hayward called him "a truck." Left tackle Sam Tevi likened Joseph to "a walking refrigerator" and "a running Coke machine."

"He's literally like a house in there," Jenkins said. "You have to throw it over a house, if you're the quarterback. We're going to get a lot of batted balls and altered throws with him in there."

Along with Joseph's size, the Chargers have been taken by his power, Bosa calling Joseph "probably the strongest human I've come across."

In high school, he was a champion weightlifter and has been known to bench press 500 pounds.

"I have a combination of a lot of things," Joseph said. "But as everybody's saying, it's my power, my quick twitch."

At 31, he is the oldest player on a defense that mixes experience with youth and features depth throughout.

The defense is expected to be the backbone of a team transitioning to a new offensive scheme after being built around quarterback Philip Rivers the last 14 years.

"We have some home-run hitters ..." Joseph said. "Once they put everything together, it's going to be scary. I'd say it that way. It will be scary if everything's put together right."

TOM TELESCO

Chargers GM Tom Telesco Prepared for Unconventional Training Camp

By Chris Hayre
Chargers.com
July 28, 2020

Chargers veterans reported for training camp on Tuesday, and general manager Tom Telesco couldn't have laid it out any clearer.

"The number one priority is safety," he said. "The second priority is winning a championship. Luckily those basically go hand-in-hand."

In what will be an unconventional 2020 NFL season, Telesco met with the media virtually on Monday to discuss the balance of keeping the team's health paramount, while adjusting to a much different-looking training camp. With the preseason cancelled, Los Angeles' first game in 2020 will be on the road against the Cincinnati Bengals in Week 1.

"We have two opponents, really," Telesco said. "We've got to fight this virus and then whoever our opponent is on Sunday."

According to Telesco, everyone in the organization has bought into "doing things the right way." Between what several members of the Chargers staff have been able to accomplish this summer coupled with the NFL's doctors and detailed protocols, Telesco said he feels optimistic about minimizing the risk of COVID-19.

He also noted that complacency must be avoided.

"I will say [head coach] Anthony [Lynn] and I, we feel a real responsibility to keep everybody here safe," Telesco said. "It's players and coaches and a very large support staff of people, and we're attacking that enthusiastically."

One of the challenges in a training camp that includes no preseason games or joint practices is properly evaluating players. Telesco said members of the Chargers coaching staff have reached out to those in the college game in an effort to glean insight about how to best handle this time of year.

Telesco also admitted that certain rookies, undrafted free agents and players with limited NFL experience simply won't have the same opportunities they'd be afforded in any other year.

That said, there will be chances to make an impression. Telesco said that Lynn's open-mindedness and ability to "think outside the box" will help towards putting players in competitive practice situations.

First order of business, though: getting players into football shape.

"Everyone that's coming into here is coming from different areas of the country where there are different restrictions; all different levels of physical fitness," Telesco said. "So, we need to gently ramp these players [up]. That's what [head strength and conditioning coach] John Lott started [Monday] and we'll continue to do that." The first eight to ten days of camp will largely mimic the strength and conditioning phase of organized team activities (OTAs), according to Telesco. The team won't put pads on until approximately the third week of August.

Even then, it may not feel like a true training camp with so much to accomplish before Week 1. In addition to evaluating the roster, Telesco explained that the team will need to adjust to a different style of offense and defense, all while integrating the 2020 rookie and free agent class.

"We do have to work with players and we want to try to develop young players, but we have to get players ready to play a regular-season game against the Cincinnati Bengals," he said.

ANTHONY LYNN

Chargers coach Anthony Lynn isn't new to creating impactful change

*By Gilbert Manzano
Orange County Register
September 12, 2020*

Ruth Thompson recalled being star-struck when she first met Chargers coach Anthony Lynn at the annual "Red, White and Boom" Fourth of July parade in McKinney, Texas, six years ago.

At the time, Thompson was preparing to open Hugs Cafe, a nonprofit organization that trains and employs adults with special needs. Lynn's niece, Marty Cole, was training to work at the cafe.

Lynn attended the parade in his hometown because Cole was riding the Hugs Cafe's float. Thompson, a Denver native and rabid Broncos fan, was eager to meet Lynn because he played running back for the Broncos when they won back-to-back Super Bowls in the late 1990s.

Previous

After some pleasant Broncos chatter, Lynn told Thompson he had doubts about Hugs Cafe being successful.

"He was asking me a lot of questions about how we were going to employ adults with special needs," Thompson said in a phone interview Thursday. "It was something that was new to him. He wasn't real sure it was going to work, and he was asking me lots of great questions about how we were going to do this. I think I had good answers for him and we just really struck up a really great conversation."

The Chargers are familiar with Lynn's blunt honesty and "Hard Knocks" viewers were introduced to his straightforward personality this summer.

Most people wouldn't dare cast doubt at an idea that has potential to create plenty of good, but Lynn is about proper execution, and when his beloved niece is involved, he's gonna make sure it's done correctly.

"He asked all of the questions, and even more than many of our initial donors were asking, and rightfully so," Thompson said. "They don't want to donate to something that's going to fail."

Hugs Cafe didn't fail. It will celebrate its fifth-year anniversary next month and there's talk of opening a second cafe. Cole remains an employee there and has had many roles, from greeter, server and working in the kitchen.

Thompson declined to say she proved Lynn wrong because her responses at the parade got him onboard with her vision. Lynn has donated to Hugs Cafe and raised money through his Lynn Family Foundation.

Lynn's knack for asking tough questions and long-term visions for success are reasons why the Chargers are fond of their fourth-year head coach.

General manager Tom Telesco and team owner Dean Spanos have said this summer they follow Lynn's lead. He's become the face of the franchise, and surged this offseason as one of the most notable head coaches in the league by simply being himself, a man of actions and empathy — and as a Black man.

Lynn, one of three Black head coaches in the NFL, was at the forefront in the fight against systemic racism and police brutality amid the nationwide protests that occurred this offseason. He shared personal encounters with racism, attended protests, pushed for change, encouraged people to vote and invited city leaders to speak at his team meetings.

Lynn has the Chargers more than prepared for a football game heading into Sunday's season opener in Cincinnati.

What happens before kickoff on the sidelines and during the national anthem will have the same spotlight as the game, at least for Week 1, because many are expecting protests against systemic racism and police brutality.

But Lynn occasionally shrugged when asked this week what he and his team have planned to protest social injustice. Lynn likely doesn't want this to be a one-week trend with people forgetting for Week 2. He wants solutions that will have a lasting impact, nothing forced or rushed.

"Sometimes it's hard to listen to those young men pour their hearts out and I can't help them immediately, and this is something that's going to take some time," Lynn said last month after his team had an emotional discussion and decided to cancel their SoFi Stadium scrimmage as a way to protest. "I'm in it for the long haul. This organization is in it for the long haul."

Jason Hill isn't surprised to see Lynn make an impact in the NFL community. He's well aware of his nonstop actions for creating change.

Before Lynn coached a game for the Chargers, he was already looking for ways to help the Los Angeles community in 2017. Lynn's realtor suggested he attend Hill's event.

Hill is the founder of Young Warriors, a mentoring program for boys between the ages of 8 and 18. Many of the boys are Black and Latinos who are raised by single mothers.

Lynn had a connection with Hill's purpose because he was raised by his single mother, Betty Jackson, in Texas.

"Anthony grew up in a similar situation, but had an amazing mom to guide him through things," Hill said. "So we just connected on a foundation level, a deep level. We had several conversations after that and he just jumped in with us and we're grateful to have him."

Hill answered the same kinds of tough questions Thompson received. Lynn has donated and raised money for Young Warriors. Lynn and the Chargers have met with boys from Young Warriors and visited schools that are partnered with the program. Hill said Lynn plans to meet more kids through Zoom conversations.

Hill and Lynn have developed a friendship. They went to Lynn's vacation home in Puerto Vallarta, Mexico, last year to play golf.

"He wants unity between everybody," Hill said about Lynn. "We were in Mexico together. The way he treated the people over there, he was just giving extra tips, extra kind, and so loving. I remember telling him, 'You're a good dude, Anthony.'"

Lynn and Hill are hoping to one day open a Young Warriors program in McKinney. Thompson is hopeful about the next Hugs Cafe opening near Lynn in Los Angeles.

It's always a long-term vision with Lynn and those closest to him. The rest of the country is starting to realize how Lynn and the Chargers operate.

"That's him authentically," Hill said about Lynn. "It's not a show. He's not trying to look good. That's just who he is."

Chargers Coach Anthony Lynn on Systemic Racism in the NFL and Why He's 1 of Only 3 Black Head Coaches

*By Sean Gregory
TIME Magazine
September 11, 2020*

When Anthony Lynn, head coach of the Los Angeles Chargers, was in third grade, his world changed. He grew up in Celina, Texas—the son of a single mother, and one of the few Black kids in what was then a small town north of Dallas. A girl—Lynn thought she was cute—was handing out invitations to her birthday party one day, when Lynn noticed she skipped him and a Black girl in the class. When Lynn asked why, the response left him devastated. It's because you're Black and my parents won't allow you to come to my place.

"After that moment, I never saw things the same," Lynn, now 51, tells TIME in a video call from his office in Costa Mesa, Calif., where the Chargers are headquartered and holding training camp. "That's when I knew the world was different. There's a difference being Black and white. Then I started seeing color." Lynn says this, and other experiences with racism throughout his life, helped motivated him to reach the top ranks of the NFL, where he is now one of just three Black head coaches. "I didn't didn't like the fact that people didn't think I was equal, or thought they were better than me," says

Lynn. "I can't say race wasn't a big part of why I'm where I'm at. Because it pushed me."

Now, the realities that Lynn confronted head-on in his life are at the forefront of his job as head coach. He sees systemic racism in the NFL, a league in which Black men are 60% of the players, but less than 10% of head coaches. He sees it in the streets, with the killing of George Floyd and the shooting of Jacob Blake. "I was like, wow, again?" Lynn says of watching the video of police shooting Blake in Kenosha, Wis. "It's always unarmed Black men. And seven times? That just made me sad, man. I got emotional." On Aug. 26 the Milwaukee Bucks declined to take the court for a playoff game against the Orlando Magic; other teams across sports also staged strikes, effectively shutting down the games. The Chargers were supposed to hold a scrimmage at their new home, the \$5 billion SoFi Stadium, the next day. Lynn called a team meeting, and let players express their frustrations. "After that, no way could we take the field and practice," says Lynn. "Because something was more important than football at that time." The scrimmage was cancelled.

Lynn's Chargers will kick off an NFL season like no other this weekend. In the midst of a pandemic and national reckoning on race, L.A. travels to Cincinnati to take on the Bengals and the No. 1 pick in the 2020 draft, quarterback Joe Burrow, on Sunday. While Lynn says he would have supported a player walkout in Week 1, he did not encourage it. "If I thought not playing Week 1 would make a major change, I'd give these boys the whole week off," says Lynn. "I wouldn't show up. But we're football players, we're not politicians."

Still, don't expect silence. In the past, Lynn says he's tried to keep talk of controversial social issues—like Colin Kaepernick's kneeling during the National Anthem—out of the locker room, lest it become a dreaded "distraction." "We can talk about that s—t in February, in late February hopefully," says Lynn, explaining his prior philosophy. Not so this year. "If I was to suppress this, I think it would hurt their passion and I don't think they would play the game that they love well," he says.

After Los Angeles made the playoffs in 2018, his second season as Chargers coach, Lynn's team finished 5-11 last year. He's under pressure to correct the course as the Chargers move into a new home. Lynn's team will share SoFi Stadium with the Los Angeles Rams while desperately fighting for fans in an L.A. market that has greeted them mostly with indifference since moving from San Diego in 2017. Still, Lynn says his focus is not just victory on the field. "We have committed to winning the championship," he says, "and fighting for social justice."

A bunch of plays are diagrammed on a white board behind his Lynn's desk; he's wearing a Chargers cap and jacket during our interview, and some gray stubble is peppered on his chin. Lynn's no typically programmed football coach. He talks in a real, conversational manner, which is all-too-rare in his ranks.

As a kid he played quarterback on youth teams in football-crazed Celina. In seventh grade, however, a coach informed Lynn he'd be moving to running back. "He goes, 'Black kids can't play quarterback,'" Lynn says. Lynn asked why. "Well, they're not smart enough," the coach responded.

These accumulated experiences with racism "made me more aggressive," says Lynn; he got into fights in school, but he also channelled his anger onto the football field, eventually earning a scholarship to Texas Tech University and playing in the NFL for the San Francisco 49ers and Denver Broncos; he won a pair of Super Bowl rings with Denver in 1997 and 1998.

Tensions boiled over during Lynn's senior year at Texas Tech. Lynn says police were gathered at an apartment building where two teammates were staying; when he went to see what was happening, the cops "just jacked me up against a wall." They asked if he was a drug dealer. "And I just lost it, man," Lynn says. "The next thing I know I'm fighting with his cop and I'm on top of him and I get hit in the back of the head with a billy club and they got me tied down on the ground and they're taking me to jail and the one officer kicked me inside my head." Thanks to Lynn's football connections, the cops eventually let him go. "Today, I would have been shot," says Lynn. "I mean, think about that. I said, 'I would have been shot.' I was dead wrong going off on that cop. But it was just years of accumulation of this and that. I can't go to the birthday party. I can't play quarterback."

Lynn stresses that he has great respect for police officers. In 2005, after he was struck by a drunk driver while crossing the street in Ventura, Calif., police officers helped save his life. The near-fatal incident left Lynn with temporary paralysis and injuries that required four surgeries. He has remained friends with one of the officers who rescued him. Still, he tires of the constant stings of racism. Just last year, he was pulled over for what he calls a "bogus reason." Before a white officer asked him for license and registration, Lynn says, he asked if he had been in jail or on probation. "I'm afraid for some people that might not be as strong minded, if they hear something like that too many times, they start to believe it," says Lynn. "That they're not better. That they're not equal. That's my biggest fear. But for me, it just pisses me off. It always has."

Lynn's also irked that only three of the NFL's 32 head coaches—Lynn, Brian Flores of the Miami Dolphins, and Pittsburgh's Mike Tomlin—are Black. "I'm not comfortable with that number," Lynn says. As recently as 2017, there were seven Black head coaches in the league. (Washington Football Team coach Ron Rivera, who's Latino, is the NFL's only other minority head coach). The Rooney Rule, which was implemented in 2003 to guarantee that at least one minority candidate is interviewed for open head coaching positions, seems broken. Is this the product of systemic racism? Lynn agrees that's a fair assessment. "I played in this league for eight years, and a player knows a head coach when he sees one," says Lynn. "There were African-American coaches that could have been head coaches but just never got the opportunity."

How do you fix this? Lynn believes reforming the head coach feeder system will help. Between 2009 and 2019, according to a recent study from Arizona State University, offensive coordinator was the most frequent former position for head coaches: 40% of NFL head coaches were hired from offensive coordinator spots (NFL defensive coordinator, and NFL head coach, were the next most frequent positions). During same period, however, 91% of offensive coordinator hires were white.

"I've seen so many play callers get head jobs that have no personality, no leadership whatsoever," says Lynn, who during his 17 years as an assistant coach in the NFL never entered a season holding a coordinator position (a few weeks into the 2016 season he was named offensive coordinator in Buffalo; that year he took over as interim head coach for one game after Rex Ryan was fired). His coaching career previously saw him as mostly a running backs coach and assistant head coach. Broadening the feeder system would result in a more diverse—and talented—candidate pool. "And then you wonder why every year in the National Football League we are firing anywhere from six to eight head coaches?" says Lynn. "If we open this thing up to position coaches, assistant head coaches, then you're going to have more African-American applicants."

He also believes Black coaches have to win faster than their white counterparts to keep their jobs secure. "I'm not happy with the leash that African-American coaches get," says Lynn. "I had my first losing season last year. And I come home one day and my wife is like, 'Honey, are you okay?' And I'm like, 'Why wouldn't I be? I'm fine'. And she's like, 'Well, do you not know half the country wants you fired?'"

When he entered coaching, Lynn understood the hurdles. The memories of being told he couldn't attend a birthday party because he's Black, or being asked if he was a drug dealer, were never too far from his mind. Lynn's grandfather once told him he'd always have to be better because of his skin color. He's never forgotten those words. "It's a shame, but I know that going into it," says Lynn. "I know I've got to turn this damn thing around, soon. But at the same time, I'm going to stand up for what's right. I'm going to speak out when I have to. I'm not going to let that scare me from doing that as a human being."

To wit: he's unafraid to say that Kaepernick got a raw deal. Lynn is happy with this current quarterback, but did express some interest in Kaepernick earlier in the summer. "I do think there's a possibility that Kaep could come on somebody's roster this year because you can hold roster spots for veteran players now because of injuries and because maybe of COVID," says Lynn. "There's still a possibility there. But Colin's busy doing things to help make a change and he's signing big deals, he might not have the time to come back and play NFL football. But I know over the years he should have been given an opportunity. There's no doubt about that. We've had those discussions. I can say that. We've had those discussions."

Lynn is facing unprecedented challenges in carrying out his team's turnaround plan. Start with his own bout with COVID-19; he was diagnosed while on a trip to Dallas, to visit his mother, in late June. "You always say, well, it's really only killing 1%," says Lynn. "But when you get it, start thinking about that 1%." He's not sure how he got infected. "I mean no one was more paranoid about this than me," Lynn says. "You're talking about a guy that has hand sanitizer in his front belt loop everywhere he goes. Wears gloves, masks." Lynn's lungs collapsed during the car accident 15 years ago, which he feared would make him even more vulnerable. "And so it was some anxiety there for a little while," says Lynn. "For me it was a really, really bad flu for about three or four days."

In training camp, Lynn believes COVID-19 has affected team chemistry. "A big part of football is camaraderie," he says. "When you have to social distance, it's hard to build a team." The first full in-person, locker room team meeting Lynn had was on Aug. 27, at SoFi Stadium, to discuss the Blake shooting. "I could just feel the people craving that community, that fellowship," he says. "We haven't had it. It's going to be difficult to build tight teams and trust with new players when you don't have that. The longer we do without it, the more of us see it. I mean, this is Zoom all year. Are you kidding me? It's going to be different. But we knew that it was going to be a challenge and we've got to figure out a way to still make it work."

The Chargers enter this season with veteran Tyrod Taylor starting at quarterback. A potential franchise QB, Justin Herbert—the sixth overall pick in this year's draft, out of Oregon—will be the backup. (Quarterback Philip Rivers, who started every game for the Chargers the last 14 seasons, signed with Indianapolis in the offseason). Preseason games were cancelled this year; in some ways, this made Lynn's training camp smoother. Because if Herbert shined in preseason games, screams to start him right away would have been pronounced.

In sticking with Taylor as the starter, Lynn cites John Elway and Peyton Manning, two legends who started their rookie years; each threw more interceptions than TDs (Manning threw a rookie-record 28 interceptions in 1998, tops in the NFL that year). "But those guys are two real strong-minded individuals, Hall of Famers," he says. "Not everybody's wired that way, man. It's not everybody that can overcome that. So I don't expect [Herbert] to come in and play right away. I think sitting him for a year would do nothing but benefit him."

Does Herbert seem to have the Elway-Manning mentality, or is it too early to tell? "He is a leader in his own way," says Lynn. "He's more of an introvert. He quieter, but he communicates when he has to with his teammates. And people try to say that was a knock with him coming out. Said he has all the tools but wasn't much of a leader. Introverts get labeled that way. I just know these players react well to him."

The Chargers spent the last three seasons playing in a Carson, Calif. soccer stadium that held just 27,000 fans, by far the smallest capacity in the NFL. Now, they will move into a shiny \$5 billion palace playing in front of zero fans, due to the pandemic, making the team's effort to win the hearts and minds of Los Angeles even more difficult. "L.A. is a hard city," says Lynn. "You have to be successful here, bro. You've got to win. And if you don't, people just do other things. And there are other sports franchises here that people are attached to. So it's no doubt a hard market. But people respect that hard work, young men of high character that are helping their communities and doing things that we're doing. It's just a matter of time before we have a strong fan base here. But we knew when we moved here it wasn't going to happen overnight. Just like social justice. It isn't going to happen overnight."

More than ever, social justice will be a major theme of the NFL season. An Alicia Keys rendition of "Lift Every Voice And Sing," a song known as the Black National Anthem, was played before Thursday night's season-opening Kansas City Chiefs-Houston Texans game. At least some players are likely to kneel during the National Anthem or utilize some other form of protest when the NFL kicks off this weekend. Lynn recalls the reaction of his players after Blake's shooting. "I've been dealing with this s—t since since I was nine years old," says Lynn. "I was more sad that day for how they felt. We've got to move beyond it. We're certainly not going to forget about it. But I wish I could do something to make them feel better in moments like that."

Still, the Chargers coach remains confident that his recent powerful wave of sports activism will bring change, both inside and outside the NFL. "I've got to tell you, I've never seen so many people from all different backgrounds and colors come together and want change," says Lynn. "So man, I'm hopeful. I'm very hopeful."

Anthony Lynn's devotion to life, equality and football endears him to Chargers

*By Jeff Miller
Los Angeles Times
September 8, 2020*

His career as a full-time head coach began with an audible thud, the sort of depressing sound made by most massive first-quarter deficits.

Anthony Lynn's maiden Chargers team started 0-4, one of those defeats coming on a last-second blocked field-goal attempt and another on a last-minute 54-yard successful field goal by the opposition.

Then, in a U-turn violent enough to produce G-forces, those Chargers won nine of their remaining 12 games and next season evolved into a team that would go 12-4 and advance to the AFC divisional round of the playoffs.

Now, entering his fourth year, Lynn and the Chargers are trying to bounce back again, from an even louder thud, under conditions even more stressed and less predictable.

The 2019 Chargers finished a stunning 5-11, their underwhelming performance marred by injuries, turnovers and a maddening inability to win close games.

Yet, in February, the team signed Lynn to an extension, providing at least a bit of security to a coach who — in a way as clear as his signature on that new contract — still has the trust of his bosses.

"He's special," Chargers Chairman Dean Spanos said. "Anthony's special. He's unique. He's his own man, and he has the respect of the players but also the organization and ownership."

All of which is encouraging but none of which lessens the lofty expectations for a talented roster, even as the franchise transitions from longtime starting quarterback Philip Rivers.

Lynn needs to win and will try to do so with a revamped offensive scheme and a rebuilt offensive line amid a pandemic and ongoing national social unrest that has presented American sports with challenges heretofore unforeseen.

The burden is squarely on the Chargers' head coach and, therefore, on the Chargers themselves.

"At the end of the day, you can say this about a coach or that about a coach but we're on the field," right tackle Bryan Bulaga said. "We have to execute and get the job done. ... The pieces are there on this team."

And so is the leader. Lynn has emerged as few coaches have across all sports during protests that have flared over the past several months.

While many teams and individuals have offered prepared statements of support, Lynn has shared in detail his experiences. He has spoken on panels, podcasts and national television shows.

He attended a protest in Huntington Beach, announced live on the NFL Network that the Chargers were canceling a scrimmage in the wake of the Jacob Blake shooting and never has stopped encouraging his players who feel compelled to participate to do so.

"That says a lot about coach Lynn because, at the end of the day, we're not just football players," safety Rayshawn Jenkins said. "We're human beings who just happen to put on a football helmet to work."

"I'm very grateful to be playing for a coach who's aware of everything, on and off the field. Coach Lynn, he just understands, know what I mean? It's been a blessing for all of us."

Spanos said he and Lynn have spoken often over the past several months about the issues currently facing society.

The two regularly played golf together in the summer and spent hours discussing more than just birdie putts.

At one point, Spanos said he asked Lynn what, as team owner, he could do regarding the players. Spanos explained that Lynn told him this movement requires patience, the sort of unified front that defines team and strong direction.

That's precisely what Lynn provided in late August, when, before a planned scrimmage at SoFi Stadium, he called for a team meeting as emotions over the Blake shooting refused to pass.

Sensing his players just needed to talk, Lynn began a group discussion that would become so deep that one player said he saw an assistant coach crying.

Afterward, general manager Tom Telesco told the NFL Network, "We follow Anthony's lead."

Said tight end Virgil Green: "Coach Lynn is a very confident person. When he talks to you, you look him in the eye. It's tough to not see the kind of man coach Lynn is because his actions speak."

At least three NFL head coaches have tested positive for the coronavirus.

New Orleans' Sean Payton and Philadelphia's Doug Pederson shared their experiences through the media.

No one outside the Chargers organization or Lynn's family and close friends knew he had tested positive until the first episode of "Hard Knocks."

Were the Chargers not a featured team on the HBO show this year, it's likely no one on the outside would have known.

"He's played in the league, man," cornerback Chris Harris Jr. said. "He's won Super Bowls here. He has the respect of being a player."

"That goes a long ways when you got a coach who has experience doing this and can understand the pain and what goes into being an NFL player."

But now, Lynn is a coach and most certainly needs to coach this fall. Another five-win season is not what's expected of this team.

In looking to rebound in 2020, the Chargers can reflect on that 0-4 start to the 2017 season and what came next: a rookie head coach suddenly and emphatically announcing his arrival.

"He really came to the surface in that very difficult time," Spanos said. "He's the right guy to bring it all together."

Anthony Lynn: 'I'm pissed off and I don't want to just put out a pretty statement'

*By LZ Granderson
Los Angeles Times
June 2, 2020*

Chargers coach Anthony Lynn is one of my favorite people. Not favorite coach or favorite former player, but people. When I got a call that he'd like to talk about the death of George Floyd and the fallout, I dropped everything to drive to his home.

Lynn and I get along so well because we share a lot of the same values, particularly spiritually. He told me that when the world goes crazy — as it is right now — he gets on his knees and prays. "I don't have all of the answers," he told me, "but I know who does."

He had not made any public statements about the events that have unfolded across the nation. On Monday we spent a couple of hours talking about the protests, criminal justice reform and what the NFL did to Colin Kaepernick for trying to get the word out.

Why not just release a statement?

I've read some good statements. I read Brian Flores from the Dolphins and I agree 100% with him. I read Doc Rivers' statement and those guys spoke from the heart. I think statements are needed to bring awareness to the situation. But I want to do something too. I don't want to just put [a statement] out there because it's the right thing to do. I want change . . . so I guess it starts with having this conversation and talking things out. In 1992 I remember watching L.A. burn and here we are in 2020 and I'm watching it again and it just hit me, nothing has changed.

I haven't done anything to make this a better place for my son. I remember having the talk with him when he was 16 about how to handle police and then at age 30 I called him up and just had the talk with him again because I'm so scared. I want to do something but to be honest with you, I don't know what that is.

You said you want to do something, but why? Maybe if you can identify the why, then you can identify what the next step should be.

I'm glad you asked me that. I want to make this a better world for the next generation and not just for minorities, but for everybody. I believe in diversity, I believe in inclusion and if you believe in that, you can't just stand silent. You can't just stand on the sidelines and just watch. You got to say something, man. The thing that bothered me the most about [the] George Floyd murder was the three officers that said nothing. The guy who did it, yeah, he's a [expletive], but the three who stood by and did absolutely nothing . . . I'm just stunned by that. I see that going on in every organization. I see good people saying nothing and doing nothing, allowing this to happen.

You mentioned 1992 and the Rodney King video; how did you feel viewing that?

I was in shock. There was video evidence of them doing what we always knew they were doing. And then when they didn't find them guilty despite that evidence it made you sick. It was like, do they really care? Do we really matter? It was not a good feeling and I felt that way all over again watching George Floyd. We haven't gotten better at all and in some cases, hell, it might have gotten worse.

Why do you say that?

Because the evidence could not be any better. We have so many videos of unarmed black men dying over the last decade and there's no accountability, there are not consequences, like it's OK. I just didn't expect that at this point in time. What we've been doing is obviously not working and so we need to do something different. If it's radical, then it's radical. And I want to be a part of that.

The conversation about police brutality and criminal justice reform used to be something bubbling underneath. Now it's talked about more in the mainstream. When you hear that phrase, what specifically about the criminal justice system would you like to see changed most?

First, there are so many good officers. I did a first responders commercial a couple of years ago because I respect the first responders so much. They deserve so much more than what they get. They put their lives on line for us. Two of them helped saved my life after I was hit by that car in 2005. My son's godfather is a police officer. So I've always had a great relationship with the first responders. But I also know it's a club like a football team and they stick together like a football team. And the good ones get a bad rap because of the bad ones. I would challenge the good ones to speak up and not be silent anymore. That's what I take away from all of this. George Floyd died with three officers right there who watched him die. It's time for good officers to speak up and not accept that anymore.

I have a lot of good white friends and I've said to them that sometimes I feel our biggest enemy in this fight is good white people because they don't believe people can do the things they do and be this evil. They just don't believe it. And I'm like, "Guys, you are so naïve and you're so naïve because you're really good people. I don't mean that in a derogatory way, but your naïveté is hindering the cause."

To piggyback off of what you said, one of the things I've been really focused in on are the good apples getting a bad name from the bad ones and I equate it to this analogy: If you're thirsty and I offer you a glass of water, you likely will drink it with no problem. But if you're thirsty and I pour you a glass of water and then spit in it, you wouldn't want to drink that water. Even though the vast majority of the glass is refreshing, cold water, that spit ruins the entire glass. In the real world, that drop of spit is racism, so all those good things that you do — go to church, treat your wife with respect, donate to good causes — all those things get ruined because you tolerated that drop of spit in the glass. What would you like to see the NFL, government do to get rid of that drop of spit that's ruining all of the good water?

I would say one thing and it's one of the things my mother raised me on: Treat people the way you want to be treated. Treat everyone fairly. You wouldn't want someone to spit in your glass; why in the hell would you want to spit in someone else's? To me it's not that hard, but obviously it must be because we can't do it. It seems simple, right?

Yeah, it seems simple but 400-plus years we still have spit in our glass. Speaking of: The NFL did something I found highly offensive and intellectually dishonest. I saw a statement after this weekend and I didn't see the words "black," "white," "race," "racism" or the name "Colin Kaepernick." How difficult is it to know what he was trying to fight for and how the NFL responded and treated him, and yet continue to work for the NFL?

People completely misunderstood Colin and what he was trying to do. People talked about disrespecting the flag . . . the flag covers a lot — patriotism and civil rights and other things. And Colin was speaking out against the injustice and a lot of people didn't catch on to that because it was happening during the national anthem. They thought it was disrespectful to the flag. I was surprised by the number of people who didn't know why he was protesting. I got letters from people. I had people walk up to me and ask, "Coach, what are you going to do if someone on your team protests?" And I had to explain to them that Colin is taking a knee for criminal justice [reform] and police brutality and once you broke it down, they were like, "Oh, we didn't know that. We thought he was protesting the flag." And that was the case for a lot of people I came across.

Whose fault was it that the message got diluted or lost? Was it his? The media?

A lot of people for their own political reasons pushed out the wrong narrative. A lot of people didn't catch on as to why he took a knee. I understood and applauded him for it. At the same time, I'm never going to take a knee during the national anthem because I have an uncle that was a Marine and a father that is a vet. When I stand for the national anthem, I think of them. I think of the people who died for the rights and liberties I have right now and I give them that respect. That's how I think toward the national

anthem. Now some people may look at that and think of social justice and how jacked up that is. I'll take a knee before and after the national anthem all day long, but I'm not going to tell someone else how they should protest. I thought it was a shame that Colin's message got lost because people kept bringing up patriotism. It was brave for him to do that. I have a lot of respect for that young man standing up for something outside of the "Big 3" — God, family, football — and I have to say social justice right now is challenging my priorities. Right now I can't think of anything besides social justice.

So knowing he essentially lost his career over it, how does that make you feel?

I didn't like it. I know when you look at 32 quarterbacks in the National Football League, Colin could have been one of the 32. If not, he could have been a quality backup. For me being an African American head coach, this is tough.

Let's talk about solutions. You said you wanted to make the world a better place; what does that look like and how do we get there?

First thing I had to do is get out there. I've been sitting here in the house and was just consumed with these protests and the coverage. I felt there was a game going on and I wasn't in. Reminds me of the time when I was a young coach and the head coach came to me and said "You need to buy a ticket." I was like, "What do you mean I need to buy a ticket?" And he said "You're coaching like a damn spectator right now," and so that was the last time a coach called me a spectator, because my head was always in the game. So with the protests, I felt like a spectator. So I went out and joined the protesters in Huntington Beach. I wanted to be a part of it. I wanted to see what it was like to experience it and it was pretty intense. I saw a lot of passionate people and it felt as if I was marching for the right reasons.

After an hour or so I sought out the leader and we had a conversation and we talked about what was the endgame. After the protests, what is this going to lead to? That's when I got a little disappointed because there was no plan. The protest was there to help people express themselves but there was no endgame, no plan. All of the sacrifice and protest, I wanted to know at the end of this, if something was going to be done. I don't want to be doing this again 20 years from now, and so I'm looking for ways to sit at the table and have a conversation about this broken system.

The Chargers have done more in the community than just about any organization I've been with. I've been out in the community, talking with Mayor [Eric] Garcetti and I've been to the juvenile detention centers to encourage young men to do something positive with their life when they get out, and City Council people about making L.A. a better place. But this stuff that's taking place with police brutality and unarmed black men dying and white people feeling like they can use their privilege to threaten black people like that white woman did in Central Park, that's ridiculous. How do we effect that type of change? Where's the accountability for that kind of [expletive]? That's where I'm at right now. I'm angry, I'm pissed off and I don't want to just put out a pretty statement.

This entire conversation was started by minorities interacting with police. You ever been pulled over?

Oh yeah. In fact, I was pulled over not too long ago. The lights come on, I pull over and the first thing the police officer asked [was] if I was on parole or if I had ever been to jail.

Before license and registration?

Yes, before license and registration. Before he told me why he was pulling me over he asked if I was on parole or had I been to jail. It was a Friday and the reason why I know this is because we had to play Baltimore that weekend and I was worried if I went to jail, I wouldn't get out in time. If I didn't have the game, I would have gone off.

Did he eventually recognize you?

I don't know. He took my information and everything and I was let go without a ticket because the reason he pulled me over in the first place was bogus, but I don't know if he knew I was a football coach. But does it matter?

Last question — what does it say about this country if 20 years from now, I'm sitting across from you like this and we're having this same conversation?

That's why we're here. . . to make it so we don't have to.

GUS BRADLEY

Gus Bradley says Chargers need to be in rush to fix defense

*By Jeff Miller
Los Angeles Times
May 6, 2020*

Only five teams allowed fewer total yards last season than the Chargers and just four were stingier against the pass.

Yet, defensive coordinator Gus Bradley admitted Wednesday those facts rang hollow in the aftermath of the team's 5-11 finish.

"I think to all of us as a defense and defensive coaches," he said, "it didn't feel like that."

Instead, Bradley noted the areas in which the Chargers struggled and how those facts better detailed why a promising season dissolved into an underachieving one.

Bradley's unit was 21st in red-zone defense, 29th on third down and 32nd in takeaways.

The Chargers finished tied for last with a minus-17 turnover differential, which is why, when asked recently what the defense needs to improve upon in 2020, safety Derwin James blurted, "Takeaways."

James then added: "We gotta get the ball. It's all about the ball."

To that end, Bradley said an emphasis will be placed on pressuring quarterbacks this season, the idea being that offenses are more susceptible to game-changing mistakes when hurried.

Even with Pro Bowlers Joey Bosa and Melvin Ingram on the edges, the Chargers lacked reliable pressure in 2019. After Bosa and Ingram, no one had as many as three sacks.

League-leading Pittsburgh had six players with at least three sacks.

"Yes, you've got to stop the run," Bradley said. "Yes, you've got to eliminate explosive plays. But you have to find ways to affect the quarterback ... We didn't do a good enough job last year in doing that."

In 2019, eight of the top 10 defenses in passer rating made the playoffs. The Chargers finished 23rd, one spot behind two-win Cincinnati. Chargers tight end Hunter Henry hauls in a touchdown pass over Redskins safety Deshaun Evans during the first quarter.

So, this offseason they've added nose tackle Linval Joseph, a 329-pound former power lifter who's expected to bring a new level of athleticism.

Joseph is replacing Brandon Mebane, who is four years older and an ex-team captain. On Wednesday, Bradley praised Mebane, particularly for his leadership. But the Chargers understand they need to find a push in the middle.

"We'll see if he can bring some more explosiveness, more of a penetrating-type mentality to that position," Bradley said of Joseph.

They also are counting on the continued development of defensive tackle Jerry Tillery, their first-round pick in 2019. Tillery was added in part because of the belief he could pressure the quarterback from inside.

Instead, his rookie season was mostly a difficult transition, especially in dealing with double teams, something Bradley said Tillery is attempting to combat by increasing his strength and size.

The Chargers also signed veteran cornerback Chris Harris Jr. and veteran linebacker Nick Vigil and used draft picks on linebacker Kenneth Murray Jr. (first round) and safety Alohi Gilman (sixth round).

Those moves should provide increased positional versatility and play-making among the defense's back seven spots.

After he joined the team, Harris said he was told the Chargers planned to shake up their defensive plans, which Bradley confirmed Wednesday.

Bradley said, if things fall into place, his defense will be able to play more man-to-man pass coverage, a sharp departure from recent seasons.

"We need to mix it up more," Bradley said. "[Playing man] I think lowers the quarterback rating. Generally, when you look at them [man-to-man statistics] over the course of a year, if you don't overdo it, they have better numbers than zone."

PEP HAMILTON

Chargers' Pep Hamilton and Colts' Marcus Brady are representing for Black QB coaches everywhere

By Terez Paylor
Yahoo Sports
December 17, 2020

Quarterback play largely dictates NFL games. As such, teams are looking for people who can build and sustain a positive culture, especially at that position.

That's why there has been such a recent rush to hire offensive coordinators and assistants for head coaching jobs. Since 2016, 32 men have been hired as head coaches. Of those 32, 24 were offensive coordinators at some point in their careers. And of those 24, 19 were once quarterbacks coaches.

The NFL's failure to successfully cultivate and hire Black men for offensive coordinator positions is well known. Only two Black men — Eric Bieniemy of Kansas City and Byron Leftwich of Tampa Bay — currently hold those roles. As for quarterbacks coaches, the NFL also falls woefully short in diversity. Only two Black men — Marcus Brady of the Indianapolis Colts and Pep Hamilton of the Los Angeles Chargers — currently hold that position in the NFL, a reality that both men were aware of when I spoke to them shortly before the season.

"No doubt, you would like to see a lot more diversity at that position," Brady told Yahoo Sports.

"It's OK for there to be conversations about what was obvious to us for many years," Hamilton told Yahoo Sports.

How does the NFL get there?

Black coaches make most of early chances, network way into NFL

The responsibility falls on the people in charge of these teams, from the franchise owners, to the general managers, to the head coaches themselves, especially since there are more Black quarterbacks than ever before in the league and in the collegiate ranks.

This has long been an important qualification for coaching the QB position, and to that end, it's no coincidence that Brady, 41, and Hamilton, 46, played quarterback in college, with Brady at Cal State Northridge and Hamilton at Howard.

"When I sit back in the offseason, I'm thinking about the big picture of being one of the few Black quarterback coaches in the NFL or even across the NCAA," Brady said, "and I'm representing, you know, a race. I've been given this opportunity, and I need to have success so that others can get these same opportunities."

When Brady retired from the CFL in 2009, he immediately jumped into coaching with his team, the Montreal Alouettes. He quickly rose up the ranks to become the offensive coordinator in 2012 under coach Marc Trestman, then Toronto's OC from 2013-2017 under head coach Scott Milanovich.

Yet, it was head coach Frank Reich's relationships with Trestman and Milanovich that laid the groundwork for Brady to join Reich's Indianapolis Colts staff in 2018.

"When Frank got the job here in Indianapolis, he asked Scott if he had any recommendations and obviously, Scott recommended me," Brady said. "He was also close to Marc Trestman and Marc Trestman recommended me as well. I got the opportunity to be interviewed, and Frank hired me right away."

Brady quickly earned rave reviews, from Reich and now retired quarterback Andrew Luck.

"Look, he's sharp," Colts general manager Chris Ballard said of Brady, who has been responsible for game planning Indy's pass protection. "I remember Year 1, Frank kept telling me, Andrew told me, how much Marcus helped with protections and getting them ready on third down.

"He's got a very sharp mind, the quarterback room respects him, he works and he's got a great demeanor in terms of calmness. There's never any panic with Marcus. He's always the same; even though the heart may be beating harder underneath, he never shows it."

Hamilton, meanwhile, went straight from playing to coaching at Howard. He was the offensive coordinator and quarterbacks coach from 1997-2001, when the success of Howard's quarterback, Ted White, caught the eye of Jimmy Raye, a former NFL coordinator.

Raye helped Hamilton get a coaching internship with the Chiefs in 2000, and Hamilton has been climbing ever since, helping to cultivate offenses over the past 10 years at multiple stops, including Stanford, Michigan, the Cleveland Browns and the D.C. Defenders of the XFL.

"I met coaches that went on to coach at other teams in the NFL over the years, and they pulled me along," Hamilton said. "It's a hard job to obtain, but it's also a job that is very demanding, and it starts with your ability to do the job. So you've got to be prepared."

Hamilton shares that "be prepared" message with younger minority coaches who ask for advice.

"Just do the best job in the job you have," Hamilton said. "Because the game of football is pure in my opinion; it's a great meritocracy. You've got to be able to do the job to keep your job, and our job is to put our players in a position to be successful and also to win games. There's a lot of qualified candidates of all ethnicities that can do the job; now, it's just a matter of having that platform to present yourself."

Colts, Chargers show QB success in 2020

At the time Hamilton and I spoke in August, he had just met the Chargers' quarterbacks and the majority of the coaching staff as the team was preparing for the 2020 season under the specter of COVID-19. Hamilton was optimistic about the group he'd be working with, which included steady veteran Tyrod Taylor and gifted No. 6 overall pick Justin Herbert.

The Chargers' season hasn't gone as well as the Colts'. L.A. is 5-9, while Philip Rivers, at age 39, has turned back the clock enough to put Indianapolis (9-4) in pole position to win the AFC South. Rivers has been sacked the third-fewest times in the NFL, no doubt thanks in part to Brady's help with pass protections.

Despite the poor record, Herbert has emerged as one of the game's most promising young quarterbacks under Hamilton's watch, and the 22-year-old is currently the favorite for Offensive Rookie of the Year.

"It would have been tough to imagine that early on, especially not knowing when or if I'd play this year," Herbert recently told reporters. "That's one of those things that Coach Hamilton and I talked about and he said, 'You know, you need to be ready, because if and when it does happen, you're gonna have to go out there and you're gonna need to be ready.'"

And when Week 2 came around and Herbert was called on to start at a moment's notice, he was ready, thanks in large part to Hamilton's help,

"We meet everyday and we talk about practice, we talk about the games and protections, so I feel really comfortable going into the game knowing the protection plan and our strategy behind it, because [Hamilton's] got such a great feel for the game," Herbert said. "I know that I can go to him for anything, and if I do something wrong or I do something well, he's gonna let me know and we're gonna get better because of it."

There remains a hope among Hamilton and Brady that the ongoing push for diversity at the head coaching position in the NFL will also extend to quarterbacks coaches, too. If so, perhaps in 2021 there will be more than two Black quarterbacks coaches across the entire league.

"It's such an important position, and there's obviously been an increase in Black quarterbacks as well," Brady said. "It would be nice if you can get an increase in the quarterback coaches in that room coaching those guys."

PHIL McGEOGHAN

Chargers' Phil McGeoghan brings fight for racial justice to hometown with new program

By Jim Trotter
NFL.com
October 1, 2020

If there's one certainty about the popular HBO docuseries *Hard Knocks*, which chronicles the daily activities of NFL clubs during training camp, it is that the camera will always find colorful personalities like Chargers wide receivers coach Phil McGeoghan.

His presence jumped off the screen this summer, grabbing your attention the way a hammer does when it lands against glass. Intense and commanding during meetings with his players, he made his points with language often found in the dim, smoke-filled halls of a late-night comedy club.

The words, which would draw the ire of the FCC if reprinted here, were salty enough to get him called out during the post-show. It was all in good fun, so McGeoghan -- who has coached at either the pro or college level for the past 14 years after a four-year career as an NFL receiver -- played along. He apologized to his children on social media for his potty mouth and pledged to donate an unspecified amount to a charity of his followers' choice for every bad word that was broadcast. Later, the Chargers organization joined in and committed matching donations to St. Jude Children's Research Hospital in what came to be known as Curses for a Cause.

It would not be the only time McGeoghan sought to turn a negative into a positive this August. Only days after watching replays of Jacob Blake, an unarmed Black man, being shot in the back multiple times by a Kenosha, Wisconsin, police officer, McGeoghan, who is biracial, fumed at another example of lethal force replacing due process in a situation involving police and someone of color.

Never one to run from a fight, he confronted some on Twitter who appeared to condone the actions of the officer, but quickly realized there was no "win" in that. He wanted to help produce positive change, but how?

Nearly three decades earlier, as an impressionable 14-year-old, he'd had his own bad experience with police, who stopped him and some friends for possession of alcohol as minors. Things took a turn for the worst and, McGeoghan says, he was beaten and demeaned by one officer, a memory written in bold ink in his mental diary, never to be erased or forgotten.

The Blake shooting made that moment fresh again. Something needed to be done, but what? He spoke to friends in western Massachusetts, where he grew up, then took to Facebook and posted a call to action to bridge the divide between police and the youth in communities around his hometown of Agawam, roughly 95 miles west of Boston.

"In an effort to develop and renew our relationships between our community and our law enforcement, I am pleased to announce we have begun initial discussions about a program named ALLY (Acknowledge, Listen, Learn, Youth)," he wrote. "I care deeply for our nation's youth and have dozens of close friends and family who are GOOD cops. We will bring our community together and be an example of what education, empathy and respect look like. This is a two-way street, and I will be working closely with both the Agawam High School Football team and the Agawam Police Department on a number of topics."

Then he spelled out the areas of focus:

1. Race relations and inclusion.
2. What to do if you are pulled over.
3. De-escalation training.
4. Increasing (not defunding) our situational training, education and relationships in our community between Black and Brown people and law enforcement.
5. Continue to demand justice and push for reforms that improve public safety and address systemic racism.
6. Fight for due process for all people.
7. Show our children what great cops of all races are doing for us daily.
8. Holding adults in positions of power accountable for these steps.
9. Provide ride-along and career days.
10. Have uncomfortable conversations.

"My heart will always be with you all in Western Mass," he continued. "To my family in Agawam and Springfield, I have not forgotten about you, I love you and I want to help. I was the victim of extreme police brutality, racism and undue process at the hands of one terrible, evil, racist, cowardly officer from the Agawam Police Dept. This encounter scarred me figuratively and literally. Although this happened in 1993, it still is in the forefront of my mind when I see Black and Brown people killed without due process.

"I can compartmentalize that as an isolated incident and accept that 99 percent of the police would never do that to another person of color. The problem is a lot of people are scared of the good cops, too. I am a man of action and I only know one way to live: be a person that makes your community better. I have friends and family that have been mistreated by police, I have friends and family who are GREAT policemen and women that would NEVER mistreat anyone. We are going to set an example of what a community can do with initiative, empathy, resolve and understanding. Seek solutions, be the change and treat everyone -- regardless of race, religion or sexual orientation -- the SAME!"

John Benjamin is the head football coach at Agawam High. He has seen and heard a lot over the years, but the phone call he received at 11 p.m. on a Friday last month will never leave him. McGeoghan was on the other end of the line, and it wasn't long before his passion had turned to tears as he explained not only what he wanted to do to bring about social change, but why he needed to do it.

Slowly, he began recounting the time he and a group of teenage friends, wanting to be cool and hang with the older kids, pulled up to a convenience store and slipped a few dollars to someone outside to buy them some beer. They didn't think twice about it. It was just something young people sometimes do when parents are out of town and a party is going down.

McGeoghan knew it was wrong, but young boys will be young boys. He planned to drink only two beers because that was all he could tolerate without throwing up. But he never got the chance because police pulled over the car. Things went from zero to 100 in the short walk from the patrol car to the boys' car. As McGeoghan remembers it, a gun was drawn on the driver and the boys were told to get out of the car.

McGeoghan said he was thrown against the car and handcuffed so firmly it broke his skin. Racial slurs followed. Frightened, McGeoghan didn't know if the officer was trying to scare him straight or was an actual threat. The answer came when they got to the precinct and the cop, according to McGeoghan, roughed him up in a cell.

"Honestly, it was one of the most powerful conversations I've ever had," Benjamin said. "It was the first time I had heard of it. I never expected that something like that could have happened in Agawam, but it did. And especially couldn't imagine it happening to a kid like Phil. He was a fantastic young man when he was in high school."

McGeoghan then began explaining what he wanted to do and asked if Benjamin could work with him to bring his players and their families together with police. He wasn't looking to place blame or pick a side. He wanted everyone to be willing to open their hearts and minds in an effort to see the situation from the other's vantage point.

Benjamin phoned the local police chief the next day -- the two are friends -- as well as some police officers he knows. They were all onboard. McGeoghan then used his hometown connections to arrange a call with Valdamar Brower, the head football coach at Springfield Central High. If he could get the two biggest football programs from the area to buy in, there was reason for hope.

Brower didn't hesitate. He found somewhat of a kindred spirit in McGeoghan. They shared a similar past in that both are biracial, both were local football stars who earned college scholarships and both went into coaching when their playing careers were over. And yet, McGeoghan also expanded Brower's understanding of how the unrest in the streets was weighing on young boys and men, particularly those of color.

"As a coach, I'm running a year-round football program and just kind of really focused on getting the guys to college, giving them a better situation and just making sure they're staying out of trouble and getting their bodies better with strength and conditioning," Brower said. "We were able to be with them and deflect a lot of that stuff, but this COVID situation really opened up a lot of things because we weren't able to be with the guys (in person) every day."

They communicated primarily over computers, and what Brower realized is that his players were more emotionally affected by what was taking place in the streets than he realized.

"They're angry. They're upset. Scared. There's a lack of trust," he said of his players. "All those kinds of emotions are taking place. It's very discouraging and upsetting to me because I really believe it's just the minority (of officers)."

With both coaches onboard, McGeoghan then turned to law enforcement. He had the group speak with Joe Gentile, president of the International Brotherhood of Police Officers in Springfield. What McGeoghan found is that local law enforcement had been attempting to build that bridge for years.

"But obviously with someone like Phil behind it, it's helpful to us and it will be helpful to the kids," Gentile said. "I only learned recently about his back story. I think it will lend a lot of credibility to what he's talking about and trying to do. I love his perspective in that as much as he had a negative interaction (with an officer), he has had a lot of tremendously good interactions and doesn't want to make it about one thing."

The thing about McGeoghan is that he applies that same passion we saw on Hard Knocks to his own life. When he tells his receivers, "No block, no rock" -- meaning, you had better block in the run game or there won't be any passes coming your way -- what he's really telling them is they have to go above and beyond. Which is why he didn't stop with contacting the police union. His next call was to the chief law enforcement officer in the region, Hampden County district attorney Anthony Gulluni.

Agawam has a population of just under 30,000 residents, while neighboring Springfield has just over 150,000. The area is big enough to be considered urban, but small enough that everyone seems to know each other, which is why McGeoghan didn't need to introduce himself when he reached out to Gulluni.

"We're about the same age -- he's about two or three years older than I am -- so I recalled his athletic successes from high school on," said Gulluni, who grew up in Springfield. "Initially our discussions were philosophical. We had two or three good, long conversations where we aligned on some important stuff that he's trying to do. (And) I'm trying to change things, trying to do some things differently, trying to provide opportunities to young people and certainly bridge a gap that has always existed between young people -- particularly young people of color and people in inner-city environments -- and the police. We're both trying to change the paradigm between young people and people of color in general for the betterment of our communities."

The goal is to create opportunities where police and youth can interact, whether that's through ride-alongs, community functions or school events, with parents functioning as the glue that holds it together. Deepen the relationship. Amplify the conversations. Learn about each other rather than looking past each other. No one knows if it will work, but everyone agrees that doing nothing is not the solution. So McGeoghan continues to fight for change, his passion sometimes coated by his salty language.

"I think he can have a pretty profound impact," Gulluni said. "We understand that the messenger is important, so what we've tried to do is have young people talking to younger people. Have high school kids talking to middle-school kids. The message, as it's conveyed by someone with whom they can relate, resonates better when it's delivered. Now you bring the NFL shield to this discussion. Phil's got a profile here with a lot of people who remember his exploits as a high school athlete and going to the NFL. He brings that status. People are going to listen, and young people are going to listen. This guy's got some credibility because that NFL shield comes with what Phil is trying to do. And he's got some experiences that are going to resonate. With what he's trying to do, it's not one side or the other -- which has been problematic in some conversations. ... He's saying we're not going to stand on one side and look over at the other side. We're going to bring the sides together and show we can relate in many ways."

NASIR ADDERLEY

With Derwin James out, Nasir Adderley is ready to go

*By Dennis Freeman
News 4 Us Online
September 5, 2020*

The word that can best describe the Los Angeles Chargers as a team even before the 2020 NFL season gets underway could be resilience. That may be considered a little bit of hyperbole or high praise since the team has not even played a single down in the regular season.

But there is something to be said about the manner the Chargers has gone about their business in the middle of the COVID-19 pandemic, losing a future Hall of Fame quarterback, and having to speak out against the social injustice atrocities that have speed-dialed massive protests around the world.

Then there is the matter of moving into their new home (SoFi Stadium) in Inglewood. Throughout all of this, Chargers players and coaches have tackled each day with resolve. Instead of panic in the wake of multiple crises, the organization has been a consistent model of measuredness.

That determined outlook to overcome all hiccups and bumps in the road was challenged when Derwin James, the Chargers All-Pro free safety went down with a knee injury on Aug. 31.

"I think it's an incredibly unfortunate situation," Chargers second-year safety Nasir Adderley said. "I mean, DJ's my guy... You don't want to see injuries happen to nobody, but especially seeing it happen to a person like him. Everyone knows what type of player he is. But the person he is, the leader, mentor, and all that it was really hard to see, especially come off his injury last year. So, we're supporting him and being there for him any way that we can. The game is better when he's out there."

Life can be cruel at times. Sometimes there is simply no rhyme or reason to explain what life offers up. In the NFL, that mantra holds true as well.

As a player on the top of the food chain when it comes to being a dominant force on the football field, James has seen the good as well as the bad.

The third-year defensive stalwart has ridden the high of a breakthrough season as a rookie and he has gone through a series of unfortunate events that have forced him to the sidelines and off the playing field.

After tearing up the league on his way to becoming an All-Pro safety in 2018, James was saddled with an injury that caused him to miss 11 of the 16 games played in the 2019 season. Speed-dial it to the 2020 season, and James was expected to be the same ferocious force on a very talented defense as he was back in his first season with the Chargers.

The chance for James to re-capture his on-field magic has come and went for this season. James, the Chargers announced, underwent successful surgery to repair a meniscus tear in his right knee.

James is expected to make a full recovery and be ready for the 2021 season. That's good news. However, the absence of James will be profoundly felt. Because he plays such an integral part in the Chargers' defense the news that James will miss the season before it even gets started is not something he nor the Chargers were prepared to hear.

"I'm sure everybody has heard the news about DJ (Derwin James). I spoke with him last night, late last night. He's home recovering. He's doing fine. Yeah, we're going to miss that young man," Chargers coach Anthony Lynn told reporters in a Zoom conference call. "We're going to miss for the season most likely. We have other guys on the team that's got to step up. But it's hard to step up and replace a young man like him with his intangibles. He's just as dynamic off the field as he is on the field. It's just unfortunate. We don't know why these things happen. The only thing that I can go back to is Proverbs 3:5 and 6: Lean not on your own understanding but trust the Lord in all your ways. That's always gotten me by, and I shared that with DJ. He's a man of faith, and if you pray, just keep him in your prayers."

The blow of losing James cannot be understated. But the Chargers may have already found their ram in the bush in the form of Adderley, whose football pedigree spells greatness. If he plays anywhere near the level that his cousin Pro Football Hall of Fame inductee Herb Adderley played at during his NFL heyday, the former Delaware star should be more than capable of handling his business.

Herb Adderley played nine of his 12 seasons in the NFL with the Green Bay Packers, played in four Super Bowls and earned five Pro Bowl nods. Listed at 6 feet and 206 pounds, Nasir Adderley is right at the playing weight of his older cousin which could work out well for him.

Now that doesn't mean the Chargers' draftee (No. 60) in the second round in the 2019 NFL Draft will have a bust in Canton, Ohio someday. It only means that the apple from the family tree didn't fall too far. With that said, Adderley could be the one to step into James' shoes. Those are some really big shoes to fill.

Lynn believes Adderley is capable of stepping up if he is called on to be the one to take James' place as the team's starting free safety.

"Whether he's ready or not, if that's the direction that we go he's going to have to be ready," Lynn said. "I have a lot of confidence in our secondary coaches to get him ready to play."

It's not a given yet that Adderley will be given the starting nod, not will free-agent free safety Earl Thomas looking for a home during the 2020 season.

"We're going to look at all options," Lynn said. "We'll take a look at all options."

Once the smoke clears from all the rosters cuts Lynn and the team will be making on their way to solidifying a 53-man roster, Adderley should be standing with the rest of the secondary talent the Chargers already have in place. That includes shutdown cornerbacks in Casey Hayward Jr. and Chris Harris Jr. Throw in veterans Rayshawn Jenkins, Desmond King, Michael Davis, as well as rookie Alohi Gilman (Notre Dame).

But with training camp, nothing is really for certain until that last roster spot has been claimed. In the case of Adderley, he is confident that his offseason preparation has put him in a position to have a great season.

"As far as me being ready for my opportunity, I've prepared and I trust my preparation," Adderley said. "I'm confident wherever they want to put me, whether that's free safety, strong safety, nickel. Coach (defensive backs coach Ron) Milus does a great job of making sure we're versatile and learning every single position."

One reason why Adderley feels he's ready to take on all-comers this season is the fact that he is doesn't have any nagging injuries weighing on him.

"It's really a blessing just being out here," Adderley said. "I haven't been healthy, fully healthy for a while, just going back to my Grade 3 ankle sprain I had in college right into the hamstring that kept lingering and lingering and getting worse. I'm just thankful to be out here and I'm just not taking any day for granted."

Nasir Adderley on Opportunities and "Not Taking Any Day for Granted" in 2020

By Hayley Elwood
Chargers.com
September 2, 2020

The Bolts announced on Wednesday that Derwin James had successful knee surgery and will be placed on Injured Reserve.

While the situation is tough, and head coach Anthony Lynn said it'll be hard to replace James given his intangibles, it's an opportunity for younger players to step up.

One of those younger guys is Nasir Adderley.

The former second-round pick of the Bolts is feeling confident in approaching whatever comes his way in 2020.

"I'm prepared and I trust my preparation," Adderley said. "I'm confident wherever they want to put me, whether that's free safety, strong safety, nickel. Coach Milo (defensive backs coach Ron Milus) does a great job making sure we're versatile and learning every single position."

The former Blue Hen had a standout career at Delaware amassing 64 tackles, 22 passes defended, 11 interceptions and four forced fumbles in four years. Additionally, he led the team in interceptions (four) and passes defended (seven) his senior season.

Unfortunately, a nagging hamstring injury bothered Adderley his rookie year with the Chargers and he was placed on injured reserve in Week 8.

But it's been a long journey back and now fully healthy, he's appreciative of being able to play the game he loves without limitations.

"I was just telling some of the coaches, it's really a blessing just being out here after how long because I haven't been fully healthy for a while just going back to my grade-three ankle sprain I had in college and right into the hamstring that kept lingering and lingering and getting worse," he said. "I'm just thankful to be out here and I'm not taking any day for granted."

Back at the 2020 NFL Scouting Combine, Lynn called 2019 a "redshirt year" for Adderley and was hopeful that sitting out gave him a chance to learn from the veterans. Ask Adderley about 2019 and he'll tell you that the mental reps he took coupled with the veteran guidance he gained helped him tremendously.

"Being off the field was really hard for me 'cause I didn't miss any games my college career. One of my teammates from back in college he told me, when you're off the field, it's a great time to engage mentally and those mental reps could be crucial. I see them benefitting me on the field now ... Especially last year just being around guys like DJ (Derwin James,) Rayshawn (Jenkins,) Desmond (King,) those guys can play anywhere and they taught me a whole lot and I love playing with these guys."

Even defensive coordinator Gus Bradley noted a shift. As it goes, the biggest jump a player should take in the NFL is from year one to year two, and with Adderley saying that the game has "slowed down a lot," it seems 2020 will be predicated more on doing and not as much on thinking.

"Nas, he's done a really good job," Bradley reflected. "Just his mindset is changed, how he approaches the game. Those things that he's doing and he's showing up on the field in a consistent effort, he's caught our eye. We're fortunate to have a guy like that (who has) really taken a big step from where he was last year to this year."

'Better than I've ever been': A Q&A with Chargers safety Nasir Adderley

By Daniel Popper
The Athletic
August 24, 2020

Chargers safety Nasir Adderley went nearly two years without feeling fully healthy. It started with a high ankle sprain in his senior season at Delaware in the fall of 2018. Then came a hamstring injury he suffered while running the 40-yard dash at his Pro Day in spring of 2019 — an ailment that lingered and worsened throughout the early stages of his rookie year with the Chargers before he was placed on injured reserve in late October.

It was a nightmare of a debut season for the Chargers' 2019 second-round pick, one mostly spent searching for answers. But he has returned for Year 2 with a clear head — confident and ready to prove, finally, that he can play in this league.

I caught up with Adderley to discuss his frustrating 2019, the hamstring injury that derailed it and why he is so excited about his future with the Chargers.

What were your primary goals heading into this offseason?

Coming into this offseason, my goal was just to be healthy. I had a pretty tough two years, just with the high ankle sprain I had and then finally recovering from that, and then just dealing with that hamstring ever since. Pretty much, I just wanted to learn and understand what was really going on, so I've done my own research, reached out to many different doctors and stuff like that, just to figure out what was going on. I just wanted to truly learn about my body.

And so what did you find out through all that research?

So following the season, I actually learned — they told me I had a split in my tendon. So it's not like a traditional hamstring strain. Because I had a hamstring strain before in college, and I was back in like two to three days. So I understood that this was different, and it was hard. I'm not going to lie to you and act like it wasn't extremely frustrating. So basically, I had a split in my hamstring tendon, and it was called hamstring tendinosis, and it's pretty much when your tendons are overworked. Just given the type of person I am, I kept pushing it and and pushing it trying to be out there, and it ultimately ended with me going to IR.

Just how frustrating was last season for you?

The biggest thing that was the frustrating part for me was people not knowing the type of person I am. Like, if I can be out there, I'm going to be out there. I understand soreness. I understand all that. I played through a whole bunch of different stuff. But I think the most frustrating thing was people thinking it was a normal hamstring strain, but in reality that wasn't what it was. So I think that was the biggest thing I had to deal with. But I've moved on, and it's a new year. I feel healthy and better than I've ever been, even in college. So I'm just excited to move forward and get better each day.

What was the process like getting healthy in the offseason? Was it just a matter of giving yourself some rest, or was there more to it?

That was the determining factor, because I tried a whole bunch of different stuff while I'd been dealing with it. And once I was actually able to sit down and let it heal, I felt a lot better. And I got a PRP (platelet-rich plasma injection) done. So pretty much, in your tendon, you don't have a lot of blood flow in that area, and that's why it takes longer for it to heal than a normal hamstring strain. So the PRP pretty much takes your blood and then puts your blood into that area to stimulate the healing process. So we did that, and that actually felt really good. It was really sore and stuff like that, and was still giving me a bunch of pain. It got to a point where I couldn't even squat comfortably. It was hard because I'd never really dealt with injuries to that extent. I would even say that was worse than my Grade 3

high ankle sprain. But I'm grateful I was able to overcome that. It feels good to be back out here. It's been a long time since I've been healthy and able to actually be myself on the field.

Just to get into that a little more, how exciting is it to finally be on the field and healthy? You seem like a different player, just from watching you in practice.

Man, it's an incredible feeling. Even just stepping out here is a blessing. Just being around the guys I'm with, getting coached by these coaches, I'm learning a lot, I'm getting a lot better each day. I'm not satisfied, but I'm comfortable in the sense of, I feel like I can be myself on the field. You know what I mean?

Obviously, there are a lot of moving pieces in this secondary. You've been in that free safety role with the second team. You've been playing a little bit of nickel with the first team. Where do you see yourself fitting in? And also, how big is having that versatility?

I learned versatility is key. I learned that at an early, early age, like in college, just being able to even start off as a corner and even having the background as a safety and even playing nickel, that helped me get to where I am now. Even guys like (former Chargers defensive backs) Adrian Phillips and Jaylen Watkins, guys that moved around, you see the type of production and the stuff they do. So that's one of the biggest things I took from last year. I'm confident in my ability to play wherever, so wherever the team needs me, that's what I'm going to be willing to do. We got a lot of dogs back there, and I know we can make a bunch of plays. And so I'm excited to play alongside those guys, wherever that may be.

How comfortable would you be, hypothetically, at outside corner? I know you haven't gotten any reps there in camp, but you did play there in college.

I'm confident playing anywhere. Obviously, it's going to take some additional learning and just diving into the playbook. That's something, going into Year 2 especially, I'm just trying to focus on other positions and knowing where my help is and what this guy is doing and why we're doing it. That's the biggest thing I learned from just going in from Year 1 to Year 2, just to promote that versatility. If you looked at last year, we had a lot of guys move around and play different positions, and that's only going to make us a better unit.

We got to talk to defensive coordinator Gus Bradley, and he specifically mentioned how you seem more mature this year. What went into that maturation? How much of it was just enduring what you did in 2019?

I just moved on. It was incredibly frustrating. So I pretty much just came in and said, last year is last year, and I'm going to leave that at that. And I'm just going to focus on this year and being the best I can be and be the best teammate I can and just helping out in any way I can. I've been diving in the playbook a lot, too, especially during the offseason. I just wanted to make sure that whenever my opportunity does come, I'm going to be ready, for sure.

JOEY BOSA

Chargers' Joey Bosa more concerned with getting wins than setting records

By Shelley Smith
ESPN.com
December 2, 2020

Rest assured, this has been a couple of tough days for Los Angeles Chargers DE Joey Bosa.

Not because of aftershocks from the concussion he suffered in the Chargers' stunning 31-30 loss to Denver Nov. 1, one of many heartbreaking, one-score losses the Chargers have suffered. Those were bad enough that he wore special glasses to block out the sunlight.

No, these were aftershocks from the best game he played all season -- a career-high three sacks, six total tackles for loss, five quarterback hits, a pass defended and a fumble recovery. Bosa was the first to record such a stat line since tackles for loss were first tracked in 2008.

He became one of three players in NFL history to record three sacks, five QB hits, a pass breakup and a fumble recovery in the same game, joining James Harrison (2007) and Justin Houston (2013).

But Bosa's heroics weren't enough to get the victory, as the Chargers fell 27-17 to the Buffalo Bills to drop to 3-8 on the season. That record -- not his historic day and not passing Hall of Famer Junior Seau for fifth on the Chargers' all-time sack list with 47.5 -- is what was eating at him in his postgame Zoom interview. He twitched, he stretched, he looked agitated even as he politely answered questions from reporters.

"It sucks," he said simply.

And he knew the nearly five-hour flight back to Los Angeles was going to be even worse and then some.

"I know I'm going to wake up tomorrow and feel like s---," he said. But he also said being miserable is not an option, nor is it for his team, which has lost seven one-score games this season and lost four times after holding a double-digit lead.

"Not gonna happen on my watch," he added.

Bosa is the heart and soul of the Chargers' defense. When he was out against the Las Vegas Raiders and Miami Dolphins due to being in the concussion protocol, the defense lacked the big-play spark.

"He works hard," Chargers coach Anthony Lynn said. "Joey was playing early on with 2-3 different injuries we didn't even know about. He was playing through it, wants to be out there with his teammates and help us win. I love how professional he is; he gets his body right and gets back out there. He makes a difference."

That responsibility a lot to lay on a 25-year-old out of Ohio State, who has 7.5 sacks, 14 tackles for loss and 23 QB hits in nine games. Bosa was the third overall pick in the 2016 draft and was named AP defensive rookie of the year that season.

He has been a bright spot on a defense in sore need of one. And he's been a bright spot for his 23-year-old brother, Nick, who tore his ACL in week two this season after a banner rookie season of his own in 2019 after being drafted No. 2 overall by the San Francisco 49ers. Nick Bosa has been bunking at Joey's Orange County home with frequent visits from Mom, Cheryl, and Dad, John -- a first-round draft pick by the Dolphins in 1987 -- complete with home cooking.

But this week is different. This week is hard. Especially with Pro Bowl teammate Melvin Ingram III out with a knee injury. The two make up a dynamic force, but have only been on the field together in five games this season.

"I really, really wanted to pull that one out," Joey Bosa said of the Buffalo loss. It's just hard to feel excited about a tough game like that."

Bosa said he thought the game would turn once the defense forced three turnovers in seven minutes spanning the end of the third quarter and start of the fourth. But the Chargers were only able to get three points off those takeaways.

"Everyone is pretty upset," he said. "We knew it was a big game if we were to make a big push at the end of the season."

Bosa signed a five-year, \$135 million contract extension over the summer after recording 19 sacks in his first 20 career games. Life is not so tough.

If only the Chargers could win.

"We can't be depressed, hang your head," he said. "It should hurt, it should suck. But guys aren't going to mope around ... we will pull together ... It could be a long rest of the season of guys start shutting down."

With a home game against the New England Patriots next (4:25 p.m. ET Sunday, CBS) followed by games at home against the Atlanta Falcons, at Las Vegas, at home against the Denver Broncos and at the Kansas City Chiefs, they can't afford to shut down. Bosa said he won't allow it.

"It starts with me having a good attitude tomorrow," he said on Sunday.

After a long plane ride home to mull everything over.

For Joey Bosa, 'It Means the World' to Stay in Powder Blue

By Chris Hayre
Chargers.com
August 4, 2020

Joey Bosa waited for his phone to ring from the team hotel parking lot last Tuesday, his bright blue car out of sight from those who would notice it.

The deadline for Chargers veterans to report to 2020 training camp was drawing closer, but Bosa's agent was about to deliver him big news: The Pro Bowl defensive end would be staying in powder blue for the foreseeable future.

"It was hard to contain my emotions coming in there getting [tested with] the swab," he said. "It helped that I had a mask on, probably, because I had a smirk underneath my mask walking in there."

It became official last Saturday: Bosa signed a multi-year extension with the Chargers, a reward for being one of the elite pass rushers in the NFL over the last four years. The 25-year-old will anchor a talented Los Angeles defense for the next several seasons. He'll also have a big say in the team's quest for a Super Bowl championship.

"For them just to believe in me and to want me to be a part of their team and to be kind of the face of the team for the next six years, it means the world," he said.

In four seasons with the Chargers, Bosa has 40 sacks, 53 tackles for loss and 82 quarterback hits – top ten in each category since 2016. Only Rams defensive tackle Aaron Donald (1.98) has hit the quarterback more on a per-game basis than Bosa (1.60) during that time.

Together with fellow defensive end Melvin Ingram, the two have combined for 72.5 sacks since 2016. Only the Vikings' duo of Danielle Hunter and Everson Griffen have had more sacks (83). The Chargers also added to the defense this offseason with the free-agent acquisitions of cornerback Chris Harris Jr. and defensive tackle Linval Joseph.

Perhaps most intriguing, though, is what Bosa and 24-year-old All-Pro safety Derwin James are capable of together for an entire season. The two have only shared the field for 12 regular-season games the past two years.

"I'm just excited to see what these guys can do," Bosa said. "We missed Derwin a hell of a lot last year for a big part of the season. So, hopefully knock on wood we all stay healthy out there, and I think if we get that group out there together it's going to be dangerous."

For the next five months, at least, Bosa will spend nearly every day with his football family, knowing he won't be leaving the franchise he was drafted to any time soon. It's what made last Tuesday's phone call with his immediate family so special.

"I think the best moment for me was when I got that call from my dad," Bosa said. "A lot of screaming. A lot of colorful language, but it was a great moment. ... Really that's what means the most to me, to make my family so proud."

Joey Bosa went from stressful car wait to long-lasting Charger

By Gilbert Manzano
Orange County Register
August 3, 2020

Joey Bosa was under stress last week when his agent and the Chargers were approaching the final hours for striking a deal in time for the first day of training camp. Bosa's father, John, felt the brunt of the jitters.

"All right, calm down," the Chargers' star pass rusher recalled telling his father. "We'll have a good conversation later, hopefully."

The younger Bosa was right. He agreed to terms on a five-year, \$135 million contract extension, but instead of calling his father to deliver the life-changing news, he jumped out of his blue car and hustled to the Irvine hotel where the Chargers were having their training-camp check-ins and coronavirus testing.

Bosa made it with a few minutes to spare and hid a story-telling smirk underneath his black face covering.

The real story transpired outside the hotel where Bosa's car was parked. He waited there for about 10 minutes before his agent Brian Ayrault told him it was OK to go inside. Besides the hidden smirk, Bosa contained the emotions that came from receiving a record-setting contract and was tested for the first time this season.

"Got the swab and walked out," Bosa, who has since signed his contract, told reporters Monday in a Zoom news conference. "After that, a rush kinda came over me and made the calls to my parents."

"Best moment was when I got that call from my dad. A lot of screaming. A lot of colorful language. It was a great moment in the car. I was telling him, 'Stop, you're making me cry,' driving home. I was gonna crash, but it was just a great moment."

It's unknown if Bosa would have entered the hotel parking lot without the good-news call from his agent, but luckily for him and the Chargers, the worst-case scenario of a contract holdout didn't transpire.

"I don't have to worry about that," Bosa said.

John Bosa, a former Miami Dolphins defensive end, can now exhale until his younger son, Nick, is eligible for a contract extension in two years. Nick Bosa is already recognized as one of the best defensive ends in the NFL after a memorable rookie season with the San Francisco 49ers in 2019.

"He has his sights set on breaking that (contract) record very soon, which is awesome to be able to say that's even possible," Joey Bosa said about his brother.

Bosa knows his record-setting contract, which includes \$102 million in total guarantees, the most ever for a defensive player, won't stand for long, but he's just happy to reset the edge-rusher contract market and did it without the mess that came from his rookie-contract negotiations.

In 2016, Bosa missed his first training camp and didn't join a practice until Aug. 30 after a tedious contract dispute with the Chargers regarding guaranteed money.

"I think my holdout my rookie year could also have a part to play in it," Bosa said for why there was an emphasis in getting his extension done before training camp. "They know that I know what I bring to the team and I know my own value. ... I think they've seen the body of work I put in, and I don't think either of us wanted to butt heads, and I certainly didn't want to go anywhere else."

"I'm super happy here and I'm super happy with this team. (I'm) pumped for the coaches that I have."

Bosa, however, had his doubts about agreeing to an extension before the fifth and final year of his rookie contract. He said there wasn't a lot of dialogue between his agent and the team this offseason because of the uncertainty surrounding the season. Once the league and the NFL Players Association agreed on a deal for playing this season amid a pandemic, that's when negotiations heated up.

"Probably a few days before that, I would have said no way," Bosa said about getting a deal done, "but (last) Tuesday, things were moving pretty fast, and I think we both just wanted to get a deal done. We wanted to focus on the season ahead of us. Until the last few hours, I really didn't know. Even until the last 30 minutes, I didn't know."

"But just to be able to get it done before the season and not have any of that hang over my head or worried ... for it to be such a great contract and record breaking in all aspects, it's pretty shocking."

Bosa thanked the Spanos family for making him the defensive face of the franchise for the next six seasons and credited general manager Tom Telesco for being influential in striking a new deal before training camp.

Now, one of the premier edge rushers in the NFL can focus on helping his star-studded defense, which includes Derwin James, Chris Harris Jr., Casey Hayward and Melvin Ingram, dethrone the defending AFC West and Super Bowl champions, the Kansas City Chiefs.

Chiefs star quarterback Patrick Mahomes recently signed a massive contract that will keep him tied with the Chargers' division rival through the 2031 season. Telesco and the Spanos family can now take some comfort in knowing Bosa will be around for at least six of those years to chase him around.

It's been a strange offseason, but Bosa was on the field Monday for the team's first full workout of training camp. He was reminiscing with rookie defensive end Joe Gaziano about his first game with the Chargers in 2016 against the then-Oakland Raiders.

Many more games to come for Bosa and the Chargers.

The Chargers gave Joey Bosa exactly what he deserved

By Daniel Popper
July 28, 2020
The Athletic

As of 4:50 p.m. Tuesday, Joey Bosa was nowhere to be found. The Chargers' COVID-19 testing window for veteran players, at their team hotel in Irvine, Calif., was closing in 10 minutes. It was no secret that Bosa was in search of a new contract, so his absence in that moment, with the clock ticking, seemed to speak volumes.

Two minutes later, Bosa arrived for his test at the Irvine Marriott. He spoke three words into the camera of the Chargers' social media team: "I made it."

He could have been speaking literally — as in, he made it to training camp. Or he could have been speaking figuratively — as in, he made it as the highest-paid non-quarterback in the history of the NFL.

Because less than two hours after Bosa reported, news broke that he had agreed to a gargantuan contract extension with the Chargers. The agreement was first reported by ESPN and was confirmed later Tuesday by the Chargers. ESPN reported that the extension is worth \$135 million over five new years, including \$78 million fully guaranteed at signing.

The contract has an average annual value of \$27 million. That is a record for a defensive player, beating out Myles Garrett, who signed a five-year, \$125 million extension with Cleveland this month. That is also important because Bosa has proven, through his production, to be at least as good a player as Garrett, if not better. He deserved at least a contract that valuable.

The money guaranteed at signing — \$78 million — also is eye-opening because it means Bosa will be receiving a sizable signing bonus, or money up front, in a time of substantial financial uncertainty, not just in the NFL but around the country and world. Still, we have to wait for the particulars of the deal to surface before we can determine how it affects future salary-cap hits and how much cash Bosa is actually receiving upon signing. For now, it appears Bosa will play the 2020 season on his fifth-year option — \$14.36 million — and his extension will start in 2021.

The important thing, for now, is this was a deal the Chargers absolutely had to get done. They passed on giving Melvin Gordon the contract extension he was looking for last offseason, largely with Bosa's extension in mind. Not paying a running back is one thing. Not paying a 25-year-old player at a premium position — edge rusher — is another.

I've detailed the statistics over and over again this offseason to show just how good Bosa has been in his first four seasons. He is one of only 11 players since the NFL started keeping sacks as an official stat in 1982 to total 40 sacks in his first 51 games. Four of those 11 players are in the Hall of Fame. Von Miller is a fifth who will get to Canton when he retires. Bosa is in elite company.

Perhaps more importantly to this contract, Bosa proved himself this past season as a fully rounded player. He missed more than half the season in 2018, but he returned in 2019 to put up huge numbers — 11.5 sacks, 20 TFL, 31 QB hits — in 16 games. He was remarkable both as a pass rusher and a run defender and often was the best player on the field for either team.

Bosa, on more than one Sunday, single-handedly kept the Chargers in games.

He is worthy of this contract in every way, shape and form. The Chargers, to their credit, gave him exactly what he was looking for — and, frankly, what he had earned based on Garrett's market-setting deal.

In classic Tom Telesco fashion, the Chargers general manager kept this close to the vest on a Monday Zoom call with reporters. He claimed to have not heard from Bosa's camp. Several times, he told reporters he did not want to discuss any contract negotiations. He didn't appear like a personnel decision-maker on the verge of inking a career-defining contract.

Credit to him, really.

Telesco did provide a hint, though, when he said he felt the Chargers were "set up pretty well for 2021 no matter what happens." That's even with some lingering uncertainty over what the salary cap will be next season, after COVID-related lost revenues.

Telesco has the ability to finagle his cap sheet — despite the possibility of the cap ceiling dropping to \$175 million next season — because of how many players are slated to come off the books after this season, including Melvin Ingram, Keenan Allen, Hunter Henry, Mike Pouncey, Tyrod Taylor and Denzel Perryman, who account for six of the nine highest cap hits in 2020, according to Over The Cap.

Telesco also has his hopeful 2021 quarterback starter, Justin Herbert, on a rookie deal, adding to the space he has to work with, even in a worst-case scenario. All that made this Bosa extension possible. At the same time, the deal will make it more difficult for the Chargers to keep all of those previously mentioned free agents next season.

But that's that nature of the NFL.

It comes down to this: The Chargers were in a position to get this done. They did. And now they will keep Bosa with the team for six more years.

A win for everyone involved.

BRYAN BULAGA

For Bryan Bulaga, a fresh start with Chargers — and, he insists, no hard feelings toward Packers

By Jason Wilde
Wisconsin State Journal
March 25, 2020

GREEN BAY — Bryan Bulaga will not be taking up surfing. As excited as he and his wife, Abbie, and the couple's two children are about their impending California adventure — whenever that actually begins — and his new job as the Los Angeles Chargers' starting right tackle, he has no intention of riding the waves of the Pacific Ocean or learning how to keep his 6-foot-5, 314-pound frame balanced atop a JS or O'Neill board.

"There's no way. No way," the now ex-Green Bay Packers tackle said with a laugh during an interview Tuesday on ESPN Wisconsin. "I'll still golf, but I don't know about the surfing. I don't think those two things would mix well — me and surfing."

Bulaga does believe he and the Chargers will be an excellent fit, however, even though he's a tried-and-true Midwestern guy who grew up outside of Chicago, went to college at Iowa and spent his first 10 NFL seasons in Green Bay. And he's excited about a new challenge with a new team — but with a familiar offensive line coach — after the Packers made it clear to him they were going to go in a different direction at his position.

That same day, Bulaga said the Packers reached out and let him know they appreciated all he'd done during his decade with the team — from helping the Packers win Super Bowl XLV as the youngest player ever to start a Super Bowl, to overcoming a myriad of injuries to anchor the line, to becoming an elder statesman and mentor as other veterans moved on — but had decided not to bring him back.

The Packers then quickly moved to sign ex-University of Wisconsin lineman Ricky Wagner, who'd been cut by the Detroit Lions, to a far less pricey two-year, \$11 million deal (\$3.5 million signing bonus) to serve as Bulaga's replacement in the lineup.

"There was some communication on the first day of the tampering period. I think from that point, we both kind of knew we were going to be going separate ways," Bulaga said. "I don't want anything to come off negative towards Green Bay because it really wasn't that at all. It was moreso that, 'Hey, this is our situation, and this is kind of the direction we're going to go. The organization made a decision and that's what they went with. Obviously, the move they made Monday early during the tampering period showed which direction they were going to go."

"I think we had a pretty good idea this could be the direction it was going to go early on. I wasn't shell-shocked or totally caught off guard. I wasn't blindsided by it. I wish everyone there well. I hope (the Packers) have a great year this year. I still have a lot of really good friends that I want to see do well and succeed and have good success."

Bulaga had an inkling he wasn't in the Packers' plans when Condon didn't hear from the club after the team's season-ending loss to the San Francisco 49ers in the NFC Championship Game on Jan. 19.

"That's the way this thing goes. Business decisions get made," Bulaga said. "That's life in the NFL."

For Bulaga, the transition to a new team will be helped by reuniting with offensive line coach James Campen, who joined Chargers head coach Anthony Lynn's staff earlier this offseason after spending the 2019 season with the Cleveland Browns. Campen was Bulaga's line coach in Green Bay from his rookie season in 2010 through the 2018 season before new coach Matt LaFleur opted to hire Adam Stenavich and part ways with Campen.

Not only was Campen vital to Bulaga's development, but he also understands what the now 31-year-old needs in terms of his practice schedule to stay healthy and sharp with limited work during the week.

"Personally, for me, from a football standpoint, and in my career, that was a big sell to me," Bulaga said of playing for Campen again. "Because of the relationship I have with Coach Campen and being under his tutelage for nine years, and the relationship that we've built, and him understanding the type of player and the type of guy I am. But also, where I'm at (in my career), the maintenance we need to do and what I'll need day-in and day-out in practice.

"That was a big sell to me. Obviously, going to an unfamiliar place and having a familiar face there was a big deal for me. Abbie is really good friends with Coach Campen's wife, so it's a good situation, for sure."

Bulaga said experiencing the transition from ex-coach Mike McCarthy and his staff to LaFleur and a new offensive system — including a different run-blocking system that relied more heavily on zone schemes — will benefit him as he starts over with a new team.

"I'm excited about it — getting to know a whole new set of guys and building new relationships, experiencing that," Bulaga said. "I've had the same locker for 10 years in Green Bay. It's been the same thing for the last 10 years, so being able to get into a new locker room and get to know new people, yeah, it's a little nerve-racking. You want to make sure you fit into the culture that coach Lynn has built out there. But also, for me, just making sure I perform at the highest level I can. When you do that, you'll fit into the culture fine.

"Everyone likes to win. That's the whole point of this thing. With Coach Campen in his first year there too, him and I will be getting to know the pulse of that o-line room together. It's a matter of getting there and getting to know these guys and trying to get on the same page as them as quickly as possible. I kind of felt that way this last year with Coach LaFleur coming in and bringing in a new scheme. Yeah, the guys were the same, but it was a whole new experience learning a new offense and getting comfortable with that. I do have a little experience and the transition in Green Bay to bring out to L.A."

With Bulaga moving on and veteran defensive back Tramon Williams still unsigned, it's possible the Packers will enter the 2020 season with only two holdovers from their Super Bowl XLV-winning 2010 team: quarterback Aaron Rodgers and kicker Mason Crosby. Bulaga mentioned them, as well as left tackle David Bakhtiari, center Corey Linsley, fellow offensive linemen Billy Turner, Elgton Jenkins and Lucas Patrick, and a host of support staffers (equipment staffer Tim Odea, athletic trainers Bryan Engel and Nate Weir) as those he'll miss from his time in Green Bay.

At the same time, he's eager to get started with the Chargers — despite the uncertainty created by the COVID-19 pandemic that has him staying at his offseason home in Florida for the foreseeable future.

"There's absolutely no hard feelings. I had a great 10 years in Green Bay. I loved my time there. Met a lot of great people. A lot of great friendships I'll have for a lifetime," Bulaga said. "That's the way it goes. My wife and I are pretty excited about this new chapter. Heading out west — whenever we get to head out west — we're excited about it. This is going to be something totally different than what we're used to. A definite change of pace but it's something we're definitely looking forward to and I'm ready to experience what the West Coast has to offer.

"But those guys that you're with day in and day out and they're pretty much family because you see them more than you see your family, those are the types of things you miss. Those relationships, it's not that I'm going to replace them, I'm just going to build some new ones. I won't forget my guys in Green Bay."

TEVAUGHN CAMPBELL

Chargers' Tevaughn Campbell makes Canadian history with pick-six

*By Gilbert Manzano
Orange County Register
November 24, 2020*

Chargers cornerback Tevaughn Campbell had a short walk into the end zone on Sunday against the New York Jets, but there was nothing brief or easy about his path to the NFL.

Campbell only needed to waltz 6 yards after he intercepted quarterback Joe Flacco's pass intended for Jamison Crowder in the first quarter of the Chargers' 34-28 win at SoFi Stadium.

"It looked easy," Campbell said, "but it was definitely something we practiced all week. I seen the look in practice, so I kinda anticipated it."

Campbell, 27, spent four seasons in the Canadian Football League dreaming about making those kinds of plays in the NFL. It was Campbell's first career interception and touchdown in the NFL — and he did it against his former team.

Campbell joined the Jets in 2019 on a reserve/future contract after leaving the Canadian Football League. But he didn't play his first NFL regular-season game until Week 3 of this season against the Carolina Panthers.

"I definitely had a dream and that was to get to the NFL," said Campbell, a native of Scarborough, Canada, near Toronto. "I spent four years in the CFL trying to pursue that dream and thank God I made it here."

The Chargers signed Campbell to their practice squad after he was released by the Jets last season. He was waived a handful of times by the Chargers before making his debut in Week 3.

Campbell worked his way from practice squad player to backup defensive back to starting slot cornerback for the Chargers this season. He became the starter because the Chargers traded Desmond King to the Tennessee Titans and Chris Harris Jr. is nursing a foot injury while on injured reserve.

But Chargers coach Anthony Lynn said Campbell earned his starting role by improving every week since seeing a surge in snaps in Week 8 against the Denver Broncos. Campbell had a season-high 57 defensive snaps against the Jets.

"This young man is just getting better every single game," Lynn said. "He hadn't played a lot of American football, so I like what he's doing and I like how (defensive backs coach) Ron Milus is developing this young man.

"The more football he plays, the better his football instincts is going to be. And you're going to see him make more of those plays."

Campbell became the first Canadian-born defensive player to score a touchdown for the Chargers, according to Elias Sports Bureau. Overall, he was the first Canadian to score a touchdown for the Chargers since wide receiver Ryan Thelwell in 1998.

Campbell is only the second Canadian to play cornerback in an NFL game in the past 50 years, according to the Toronto Sun. The other Canadian cornerback was Davis Sanchez, who played for the Chargers in 2001 and 2002.

Campbell said he hadn't played slot cornerback in his career before this season. He played college football at the University of Regina in Saskatchewan and was drafted by the Calgary Stampeders in the third round of the 2015 CFL Draft.

"It was definitely different," Campbell said of playing slot corner. "It was definitely a different position, but we worked on it in training camp. We worked on it all year, so I kinda filled in where I needed to."

Lynn said Campbell will remain in the defensive backs rotation after Harris returns from injured reserve. Harris is close to returning to the active roster, according to Lynn.

"Chris will play the nickel," Lynn said Monday, "but Tevaughn will be on the field at some point."

Toronto's Tevaughn Campbell presses closer to NFL history as a Chargers cornerback

By John Kryk
Toronto Sun
October 4, 2020

The most difficult position to master in all of sports, many say, is quarterback in the NFL.

Whether or not that's true, the next most difficult in the NFL is cornerback. That's the position on defence where muscular, average-sized but supremely athletic speedsters cover opposing team's wide receivers.

While dozens of born-and-raised Canadians have played in an NFL game over the past half-century — most frequently along the offensive or defensive line, or as kicker — Tevaughn Campbell of the Los Angeles Chargers on Sunday might have his best chance yet at becoming only the second Canadian since the '60s to take NFL snaps at 'corner.'

"This is something I've been trying to get to my entire life," Campbell, a native Torontonian, told Postmedia on Thursday in a phone interview from Los Angeles.

If he does dress for the Chargers' game at the Tampa Bay Buccaneers, and does get some reps at cornerback, you know which quarterback Campbell would face, right?

Yup. Tom Brady. Welcome to the NFL.

The only other Canadian to crack an NFL roster at corner since the '60s is Davis Sanchez, with the then-San Diego Chargers in 2001 and 2002. (Pro-Football-Reference.com lists Concordia speedster Mark Montreuil as a cornerback drafted by the Chargers in 1995, but he played safety in three NFL seasons.)

The six-foot, 200-pound Campbell is a former University of Regina football and track star, and an ex-CFLer.

Now 27, Campbell was born and raised in east-end Toronto. Specifically, in Scarborough Village. He attended St. Boniface Catholic School through Grade 8, Jean Vanier Catholic Secondary School from Grades 9-11 and Sir Wilfrid Laurier Collegiate Institute in Grade 12.

He played only club football, with Scarborough Minor Football Association and Toronto Thunder of the Ontario Varsity Football League.

From there, in 2011, Campbell was off to the University of Regina. He played on a Rams defence that featured future NFL defensive linemen Akiem Hicks (a native Californian now starring with the Chicago Bears) and fellow Torontonian Stefan Charles, who from 2013-16 played with the Buffalo Bills and Detroit Lions and now is under contract with the CFL's Edmonton Eskimos.

Charles was Campbell's first roommate at U of R, and the mild-mannered big man proved a helpful mentor.

Campbell not only played defensive back with the Rams through 2014, but returned punts and kickoffs too. He turned pro in early 2015.

Despite setting a new electronically timed record in the 40-yard dash at the CFL National Combine — in a crazy-fast 4.36 seconds — the CFL Scouting Bureau rated Campbell as only the No. 15 Canadian prospect in its final 2015 pre-draft rankings. It's uncommon for any Canadian prospect not ranked in that bureau's Top 10 to score an NFL rookie-camp tryout after not being drafted south of the border, but Campbell did — twice. Neither the New York Giants nor Washington offered him a contract.

Instead, Campbell opted to both launch a career in the CFL and, in the 2016 and 2017 off-seasons, return to U of R in winter semester to run track. Campbell won a slew of Western Canada and national-university sprint medals for the Rams, including a CIS gold in 2016 in the indoor 60-metre dash, in a school-record 6.67 seconds.

In four years as a CFL cornerback, Campbell hop-scotched from the Calgary Stampeders (2015), to the Saskatchewan Roughriders (2016-17), to the Montreal Alouettes (2017-18).

"In my first year, I was just trying to crack the roster," Campbell said. "The second year, I was trying to get a starting job. And in my third and fourth years I felt like I deserved better, for lack of a better term."

In that regard, Campbell is a cornerback to the marrow; without such overflowing self-confidence, one cannot possibly succeed at that position.

Indeed, by early 2019 Campbell felt he needed "to chase something bigger, and I had a lot of coaches and players tell me that I had the skills to play at the NFL level."

The New York Jets signed him, and kept him through spring and summer training-camp practices, before cutting him on the eve of the regular season. Campbell did get to play in Jets preseason games.

Chargers pro scouts took notice, and that club signed him to its practice squad in September 2019, then rotated him between that roster-support unit and the active roster for the remainder of the season. Campbell never dressed for a game, however.

"I was just trying to contribute to the team in any way possible," he said. "I know it's difficult when it comes to roster management for teams. I wasn't complaining. I was just waiting for my shot."

The only other Canadian corner in the NFL in the past half-century, Sanchez, is now a CFL and NFL analyst for TSN. He played in 22 NFL games and started twice for the Chargers from 2001-02, in between starring stints in the CFL with four teams from 1999 to 2011.

In a phone interview this week, Sanchez raved about what Campbell has done.

"He wasn't a star in the CFL by any means," Sanchez said, "even as a Canadian, where you definitely would get more attention and publicity if you're playing a position mostly played by Americans. That, to me, even speaks louder as to just how great his physical gifts are, to jump from there to the NFL."

For Sanchez, even if that were the only NFL taste Campbell ever got, it'd have been "truly phenomenal."

"Tevaughn is an athletic phenom," he said. "Obviously a world-class athlete. I mean, to be able to come from where he did and have really little experience in the CFL, and then go down and make two NFL rosters?"

"I haven't talked to anybody on the Chargers staff, but I can promise you they realize how special his gifts are, and they see that they can maybe make a player out of him."

On cut-downs weekend a month ago, the Chargers kept Campbell on the active 53-man roster. He did not dress in L.A.'s first two games (teams may dress a maximum of 48 players) but he made his NFL debut last Sunday, in jersey No. 37, in the Chargers' home-field loss to Carolina.

While he did not play at cornerback on defence, Campbell did get in for eight special-teams plays — which included gunner on punt coverage. Plus, he was backup punt returner and kickoff returner.

Did Campbell return kicks in the CFL?

"Surprisingly, no," he said. "I did all through college. But I guess they felt like I wasn't a good enough returner in the CFL."

"But it was just great to get out there last week. It had been a long time since I played in a football game, in last year's preseason games with the Jets. It was definitely good to get out there and re-establish my footing, and prepare for this week."

And this week the Chargers placed veteran cornerback Chris Harris Jr. on injured reserve, with a foot injury, which might increase Campbell's chances to get his first NFL snaps at corner.

While Campbell is officially listed by the Chargers this week as third-string right cornerback on the active roster, he says he backs up Desmond King II at slot corner.

"Right now I'm dressing — starting on special teams. But in terms of defensive back, I think we have to play by ear and see where it goes."

Here are the two gargantuan hurdles Campbell has had to clear to work himself into this unlikely position.

First, speed.

One of the biggest differences between top Canadian and American cornerback prospects is that the latter, in high school and college, are constantly implored to develop more speed by running competitive sprint races.

"Cornerback is all about speed," said Sanchez, a three-time CFL all-star who grew up in Vancouver. "There's no ifs, ands or buts. If you can't really, really run then you can't play corner. The fact is, up here, up north, especially back in the day, track has never been a big focus in Canadian high schools. Me being one of the fastest kids in my province (British Columbia), I never even ran track in high school."

"In the States, that's what up-and-coming corners do. They play football and they run track. Especially in the hotbeds for talent, in Florida, Texas and California. That's the biggest thing — the lack of speed in most Canadian defensive backs, because track wasn't a big thing for us growing up."

Campbell was a notable, shining exception. And he had to fight to do it.

"I ran track and field all through grade school, and in Grade 12. Then in Regina," he said. "Not doing that definitely is a big factor against a Canadian corner crossing the border. Just because down here, they promote that kind of stuff. They tell their corners in college, 'Hey, in the off-season we want you to be on the university track team.'

"(At the University of Regina), in the off-season they didn't want me to be on the track team. And they made that clear. And I made it clear that I don't care. It got me here, so yeah."

The other big hurdle Campbell has had to clear — and what many would point to as the principal reason for the modern dearth of Canadian corners in the NFL — is the lack of opportunities in the Canadian game to play press-man coverage.

Before discussing that, let's define some cornerback terms.

Traditionally, American football teams field two true cornerbacks on any play, and nowadays usually field a third — a 'nickelback' or 'slot corner' who possesses both top-shelf speed and agility even for corners, in order to cover often speedier, more agile, smurfy receivers who often line up between a wideout and the line, in the 'slot.'

A corner generally is employed in one of three manners: (1) in 'press-man' (when he lines up directly in front of a receiver, to press him at the start, then follows him anywhere); (2) in 'off-man' (when he lines up a few yards off the receiver, but still follows him anywhere); or (3) in some type of zone (when he is responsible for a defined coverage area, and picks up any receiver that runs into it).

Dane Brugler of TheAthletic.com, a leading NFL Draft analyst, in an email to Postmedia underscored why cornerback might indeed be the toughest position to play in American football, after QB.

"Not only do you have to be the best athlete on the field, but you also have to be one of the most competitive, resilient and instinctive," Brugler said. "Playing cornerback is like a dance. You have to be extremely coordinated, but the technical aspects are paramount. Other positions can get by with their size or speed, but a cornerback must be disciplined and dialed in, or it doesn't matter. It's also the toughest position to mask mistakes. There's a reason the top corners around the league are among the highest paid."

On that point, 2020 has seen record contract extensions for several of the NFL's top corners, led by the \$100-million deal scored by Jalen Ramsey of the Los Angeles Rams (with \$71.2 million guaranteed), and the \$97.5-million deal (with \$66 million guaranteed) given to Baltimore's Marlon Humphrey just this week.

Thing is, Sanchez points out that whereas a CFL cornerback might line up in press-man coverage "a quarter or a third of the time," an NFL corner now does so "seven or eight times out of 10 — a heck of a lot more."

In other words, it takes a CFL cornerback about three seasons to get as many reps in press-man as his NFL counterpart does in one. And that disparity probably is even more pronounced for a Canadian in high school and in college.

Sanchez said he used to buy into what legendary CFL head coach Mike Riley once said, that if you can cover on the CFL's bigger field you can cover everywhere. Not anymore.

"NFL quarterbacks are so accurate, and the timing is so precise between a quarterback and a receiver, that if you're only close, it's a completion," Sanchez said. "That's the biggest difference, and that's why you have to play press. In the CFL, if I was right there and right on the receiver's hip in off-man coverage, and the quarterback threw the ball, I was probably either going to pick it off or break it up.

"But in the NFL, if you have really great off-coverage, it's a completion. The precision and timing are that good. If you don't disrupt the receiver and get him off the route in press-man, it's a completion regardless of how good your coverage is. That's the difference."

Added Campbell: "In Regina we didn't play much press-man. We played man, but typically it was off. But I was a fast guy so I trusted my speed. Every time I got the opportunity I pressed. Even in the CFL I pressed. If it was 3rd-and-15, man coverage, I'm pressing — because what's the point of playing off if I can just press you?"

Campbell is on a one-year contract with the Chargers that pays him the NFL minimum salary for players without an accrued season of experience: \$610,000 US, according to Spotrac.com.

Contrasting his low-buzz college and CFL careers to where he is now, one can't help but conclude Campbell must possess an unwavering, almost arrogant self-confidence. All those times he was told he just wasn't good enough merely bounced off him.

"You hit it on the head," Campbell said. "That's where I come from all the time. I always try to get better at what I do, and I feel like I really didn't get the shots that I deserved in the past, but that didn't stop me from trying to go for bigger things."

AUSTIN EKELER

Newly extended Chargers RB Austin Ekeler reflects on undrafted past

By *Tory Z. Roy*
ESPN.com
August 14, 2020

IRVINE, Calif. — Austin Ekeler was nervous.

In the spring of 2017, the last day of Los Angeles Chargers OTAs, the undrafted rookie out of Western Colorado was sitting in the office of newly minted Chargers head coach Anthony Lynn. His mind was racing. But he had no idea what to say.

He knew he hadn't had the strongest performance, but not because of lack of effort on his part. Ekeler is a self-described gym rat. Growing up in rural Briggsdale, Colorado, he spent his summers pitching fences for his then-stepfather's fencing company from sunrise until sundown. Work ethic has never been an issue. He just wasn't getting reps.

"I wanted to get on the field and show I'm a great athlete. I can run, I can catch, I can tackle. I could do whatever you need me to do," Ekeler recalled recently from his home in Irvine. "And so, I remember going to my running back coach and asking, 'Hey, man, what do I need to do to get more reps?'"

It's hard to imagine Ekeler being in that place, considering what he accomplished in his breakout 2019 season. His 92 receptions for 993 yards were behind only Carolina's Christian McCaffrey and his eight touchdown receptions topped all running backs and were the most in one season by an undrafted running back. He also added 557 yards and three touchdowns rushing.

On March 6, the tireless hard work — ingrained in him from those miserable Colorado summers — earned him a four-year, \$24.5 million contract extension, with \$15 million guaranteed.

But as one of six running backs in camp in 2017, Ekeler's reps were limited. He would get six or fewer on some days during an entire practice. The team's starting running back was getting almost all of them.

"Melvin Gordon was the No. 1 guy and [former running backs coach Alfredo Roberts] was like, 'I need to get him as many looks as he can get because he's our guy right now.' And that was a little discouraging because I didn't know that going in," Ekeler said.

As he sat in the spotless yet sparsely furnished kitchen of his new home — which he moved into this spring just as the coronavirus pandemic halted everything, including furniture deliveries — the details from that spring and summer came back easily. For Ekeler, a relentless perfectionist, his disappointing performance was at the forefront.

"I didn't have a perfect camp by any means," he said. "I was making mistakes left and right. I was playing really slow just because I was thinking so much."

The realization of his place in the pecking order was sobering for Ekeler, but it didn't dissuade him. Minicamp and training camp were still ahead; then, there was a month and a half before the regular season began. He had time. He also had nothing to lose.

It's a lesson from Ekeler's journey: It never hurts to ask.

"So when it came to the end of camp," he said, "I was thinking, 'OK, I gave everything I could.' I wanted to make sure that I went and talked to my coaches to see what I needed to work on. I went straight to Coach Lynn. I had never talked to him before."

Ekeler was nervous. Sweaty and shook, with Lynn staring at him, Ekeler struggled to find the words to explain his intentions. Stumbling, he finally settled on: "I like the way you coach!" Even now, three years later, Ekeler can't help but look down, shake his head and laugh about that.

"And then I remember asking, 'What do I have to do to make the team?'" Ekeler said.

Lynn didn't waste any time, giving Ekeler a brief to-do list. "Protect the quarterback. Hang on to the ball. Go talk to Coach Stew."

Confused, but without losing that youthful, rookie optimism, Ekeler obliged.

"OK, well that doesn't really give me anything," he recalled thinking. "So hopefully I can get something from Coach Stew."

George Stewart, the Chargers' special teams coordinator, has been an NFL coach since 1989; he spent 17 years as a wide receivers coach for the San Francisco 49ers, Atlanta Falcons and Minnesota Vikings. But that isn't why Lynn sent Ekeler his way.

"They'll come to me, but he wasn't passing them off," Stewart said from his office in Costa Mesa. "He just knows that for a young player to have ability to make an impact early on the football team, [it] is through special teams."

Stewart remembers Ekeler's approach vividly.

"When I first saw him," he said, "I thought he was a ball boy coming up to ask me questions about the balls at practice.

"I know what it's like. I was an undrafted free agent coming to league in 1981 [as a guard from Arkansas]. I love my draft choices, but I'm always partial to those guys because it's like they don't get a fair shake sometimes."

The meeting lasted more than 40 minutes, with Stewart laying out in detail his vision for Ekeler that summer.

"He was telling me, 'I could see you on kickoffs, on punt, make sure you're doing this, you need to work on that.'" Ekeler said. "And so I was writing all this stuff down, and I told my running back coach, I said, 'Look, I'm making this team.' He chuckled and was like, 'Yeah, we got a lot of work to do.'"

"He was a pest," Stewart said, laughing. "I'm just being real. He wanted to make our team so bad. I heard the old saying, 'Hungry mouth always gets fed.' And he was the guy who had a hungry mouth."

Ekeler emerged from the Chargers' complex free from the nerves that had plagued him the entire afternoon. But as he walked, he read over the notes he made from those meetings: his to-do list. Suddenly, he felt lost.

"I had a little bit of an uneasy feeling," he said. "I understood that it was a long shot for me, but I was willing to do anything it took. I was all-in."

For the following weeks, Ekeler -- the gym rat, the pest -- proved it. He embraced special teams.

"I knew I needed to stand out somehow," Ekeler explained. "People were emphasizing how important special teams were for backups. And so, that caught my focus. I wasn't even on special teams. I was on scout-team special teams."

Word of Ekeler's physical abilities and on-field demeanor quickly began to catch on.

"He's making plays in the punt team and he's heckling people on kickoffs," Stewart recalled. "He's doing a great job returning kicks. I remember talking to Coach Lynn, and I'm saying, 'Coach, we have a guy here that's pretty doggone good. We can't block him. He's a little pest. You think I'm kidding, but this Austin Ekeler's going to make our football team.'"

At the end of summer 2017, back at Chargers Park in San Diego, the Chargers held their first official team meeting. Lynn took a moment to congratulate the players who made the team. He then singled out Ekeler, the undrafted rookie out of Western Colorado, and signaled for him to stand up.

After a long applause, Lynn looked at Ekeler, who still remembers exactly how his coach introduced him.

"Ekeler came to me and asked me how he could make the team," Lynn shared with the room. "And I didn't even know his name."

On July 28, Ekeler, sporting a powder-blue medical-grade face mask, walked into the Chargers' training facility with the self-assurance of someone who belongs, someone with \$15 million in the bank. The poise to approach coaches as an undrafted rookie, the anxiety and uncertainty that followed and, eventually, the clarity of what he needed to do all contributed to the growth and maturity of his character in only three seasons.

"Looking back, I feel like I did most of the right steps," Ekeler said. "Maybe I could have done something different here and there, but now I try to share that experience with all the young guys coming in. It's about trying to get yourself an opportunity to get on the field, to show coaches that they can trust you, that you can make plays."

"It was just one of those situations that he wanted to make a change for himself as a pro football player, wanted to have opportunities to make something happen," Stewart said. "And he didn't say, 'Running back.' He didn't say, 'I want to be a kicker.' He said, 'I want to play pro football.'"

Ekeler doesn't like to dwell on those impromptu meetings three years ago. But he looks back at that day fondly, knowing he made his intentions clear, and his intuition was right:

It never hurts to ask.

JALEN GUYTON

Jalen Guyton's contributions were 'the bomb' in Chargers' win over Raiders

*By Emmanuel Morgan
Los Angeles Times
December 18, 2020*

Jalen Guyton wanted his news conference to start earlier.

In overtime Thursday night against the Las Vegas Raiders, the Chargers receiver connected with quarterback Justin Herbert for a 53-yard bomb, setting his team up at the two-yard line.

Four plays later, the Chargers scored to beat their AFC West rivals 30-27 in walk-off fashion. But if Herbert had tossed his pass a little farther, Guyton would have reached the end zone untouched.

"I blacked out," Guyton said, recalling the play. "All I'm thinking now is I should have scored. We should be on the plane by now. We should have been doing this interview hours ago."

The Chargers boarded their plane with their second-consecutive victory because of Guyton, even if he didn't score. He and receiver Tyron Johnson, who caught his third touchdown pass of the season, posted 152 of Herbert's 314 yards passing. With star receivers Keenan Allen and Mike Williams limited because of hamstring and back injuries, respectively, the young pass-catching duo helped carry the Chargers against a struggling Raiders defense.

Guyton tied a career high with four catches, and his 91 receiving yards are the most in his two-year career. Johnson's touchdown marked his second in as many games, and the former practice-squad player finished with 61 yards receiving on three catches.

Rookie K.J. Hill contributed, too, catching all three of his targets for 39 yards. With the experienced core mostly banged up, coach Anthony Lynn said he was pleased with how the young receivers performed.

"A lot of the veteran players we had on a pitch count," Lynn said. "The second [string] guys stepped up and did a good job."

Guyton's clutch reception came as the Chargers trailed the Raiders 27-24 with a little more than three minutes remaining in overtime. Herbert stood in the pocket and delivered the ball against a blitz. Guyton stutter-stepped midway through his route on an inside release and created separation against cornerback Keisean Nixon.

Guyton slowed in order to make the catch, a pass Herbert said he wished had been thrown more in front. Still, the ball traveled nearly 60 yards, according to Next Gen Stats, and Herbert threw while taking a hit.

Johnson had scored just before halftime, breaking a 10-10 tie. The 2019 undrafted free agent from Oklahoma State ran a post-corner route against zone coverage, finding open space between a cornerback and safety for a 26-yard catch in the front of the end zone.

Both Guyton and Johnson have run the 40-yard dash in about 4.3 seconds and are among the fastest players on the Chargers. At the beginning of the season, coaches mainly utilized that speed for deep threats.

Recently, the duo has begun producing on underneath routes, too. Johnson saw a career-high seven targets Sunday in a win against the Atlanta Falcons, catching six for 55 yards and a 12-yard touchdown. Guyton said they're seeing opportunities to show their versatility.

"A lot of people have a lot to say about what we do," said Guyton, who has three touchdowns this season. "Basically, we're just doing our job for the team — finding our role and doing it. I'll go deep every play, I'm more than happy to. But at the same time, there's a whole laundry list of skills that we all bring to the field."

Johnson said he isn't surprised by their recent success. In training camp, he and Guyton caught passes from Herbert during second-team drills. There, the group developed a rapport that is now showing because Herbert became the starter and the receivers earned more playing time.

"Every throw that he made that ensured the coaches that he should be in the game, it was to me or [Guyton] or [Hill] — it was to the twos," Johnson said. "We already had chemistry with him when we were on the sidelines."

Herbert agreed.

"We got a lot of work together — whether it was after practice, before practice — we spent so much time together," he said. "I feel so comfortable with those guys going out there."

ALOHI GILMAN

The Chargers' Alohi Gilman's tiny Hawaiian hometown is a football factory

By Daniel Popper
The Athletic
May 29, 2020

Close your eyes, take a deep breath and join me on a vacation to the north shore of Oahu. We are in the tiny coastal town of Laie. It's 83 degrees.

You are resting on the beach, feet buried in the glistening sand. You can hear the crash of the waves. The water is so clear you can see fish swimming and seaweed milling about. The sun magnifies the vibrant tropical colors around you. The Hawaiian breeze hits your face, and as it blows past you, you can feel, viscerally, your stress being carried along with it.

You sense an unavoidable connection to the island and to this town. You think you know it. The beauty creates that illusion.

But you have to travel inland to truly understand this place. You have to find a grass field with two goalposts and white hashmarks. And you have to see the children of this community — of Laie, a town with a population of 6,111 — running and training, throwing and catching, doing the one thing they were always destined to do.

Playing football.

This is where new Chargers safety Alohi Gilman, a sixth-round pick in last month's draft out of Notre Dame, was born and raised, down the street from his friend and mentor Manti Te'o, whom the Chargers drafted in the second round in 2013 also out of Notre Dame.

"Everybody would always ask me, when I tell them I'm from Hawaii, they would ask, 'Oh, do you surf?'" Te'o said. "But in our town, we grew up playing football."

Gilman is merely the latest example in what Te'o calls a "lineage of excellence in football" among the people of Laie. Utah linebacker Bradlee Anae, who is also from Laie and played at the same high school as Gilman, was also drafted last month in the fifth round by the Cowboys.

"It's not a big town," said Te'o, who played seven NFL seasons and is currently a free agent. "But there's a lot of talent in that little town."

Gilman and Anae are the sixth and seventh players from Laie to make it to the NFL since 2005, according to Pro Football Reference. Dozens more have played Division I.

"It runs in the blood," Te'o said. "My grandfather played football. His father played football. Everybody just plays football. So when we're born, it's not like we're going to be baseball players. You're going to play ball."

"We take pride in our football," said Gilman, who is residing in Laie during quarantine. "Everyone out here, we don't really have much, but football is a way for us to escape. We're a culture of a lot of passion."

Gilman was introduced to the game through his father, Asai, a prominent football figure in Laie.

Asai Gilman, who played at Southern Utah, was one of the first people in Hawaii to organize football camps where college coaches could come and get looks at local players.

With his wife and Alohi's mother Keawe, Asai Gilman founded Edu-1st, a non-profit "committed to helping Hawaii's youth better prepare themselves for college and career success." They used the football camps, run by his DB Tech Academy training group, as a vehicle to create higher-education opportunities for the youth of Laie.

"They're one of those families that went out of their way to give a lot of student athletes in our area exposure with some of the camps they used to run back in the day," Te'o said.

"Alohi's father is one of those people who helped to add to the movement, add value and give us young kids a vision of what could be," Te'o added. "We all were told, 'You need to make it to college.' That was the main thing. You need to make it to college. We can't afford to pay for your college, so you're going to play football so that you can get a scholarship so you can go to college. That was the main goal. And his dad was one of those guys who went and sacrificed the things he needed to sacrifice so that he could give his kids the best opportunity and the best chances to go to college."

Alohi Gilman was at those camps, looking on initially because he is six years younger than Te'o.

"I was able to see, at a young age, college coaches coaching high school guys and how that whole dynamic worked," Gilman said.

These camps are simply a byproduct of a rich football culture, one with significant history.

Te'o believes there are two main factors that have allowed such a small town to produce so much talent.

"One is that the Church of Jesus Christ of Latter-day Saints (the Mormon church) is huge in that town, so with that there is a family dynamic that is second to none," Te'o said. "The family dynamic that is built in that town is that anchor for that town. Everybody is family oriented. Everybody grows up knowing everybody. I know my neighbor. My auntie lives down the street. My other uncle lives two blocks over. So we all grew up that way, and we all are connected in that way."

"Two is who we call the kapunas," Te'o said. "The kapunas are the OGs. Those are those people that kind of blazed the trail for us."

Kapuna literally translates to "grandpa." But for the youngsters of Laie, it refers to those football players who achieved success before it was commonplace.

The patriarch of this group is Junior Ah You — or "Uncle Junior Ah You" as Te'o calls him. Ah You was born in American Samoa before moving to Hawaii and starring in football at Kahuku High, the public school where both Alohi Gilman and Anae played, and where Asai Gilman coached.

Ah You went on to play for Arizona State, leading the Sun Devils to a Peach Bowl victory in 1970 and a Fiesta Bowl victory in 1971. He then spent a decade in the CFL before finishing his professional career in the USFL.

"That is what makes Laie special," Te'o said. "The kapunas in our community."

"You have this melting pot of cultures and this religious background that kind of brings them altogether," he added. "And then you combine that with the natural abilities that come with being Polynesian and all of the standards and the protocol that comes with being Polynesian, and you mesh that into a huge pot. You get what everybody would consider a pretty good football player. You just stick a pigskin in their hand and teach them fundamentals, and they've already had that foundation of what it takes to play the game. You just have to lead them."

Alohi Gilman is tasked with upholding this esteemed heritage.

"It means a lot," he said. "Being able to represent my community, represent who we are, not only on the field, but off the field. Being able to inspire the kids in my state and show that sense of pride of our community and where we're from and how we hold ourselves. Hopefully in this next step, I'll be able to inspire some more youth and represent this state to the best of my ability."

CHRIS HARRIS JR.

Chargers' Chris Harris Jr. enters Broncos reunion on high after injury-filled season

By Shelley Smith
ESPN.com
December 22, 2020

COSTA MESA, Calif. -- Just before the two-minute warning in the Los Angeles Chargers' game against the Las Vegas Raiders on Thursday, Chris Harris Jr. lined up and said he looked right into the quarterback's eyes.

In this case, that quarterback was Raiders backup Marcus Mariota, because Derek Carr went out late in the first quarter with a groin injury. Harris looked into Mariota's eyes and said he knew where the upcoming pass was going.

He picked that pass off. It was as good of a feeling as he could have imagined, as he returned his first interception as a Charger 51 yards.

But then he was caught. By Mariota. The quarterback. At the Raiders' 33-yard line.

"I wanted to score," Harris said after the game. "If I had two good wheels ..."

But he didn't. He barely had one. After suffering a horrible foot injury in a Week 3 loss to the Carolina Panthers, Harris missed seven games. Even though he returned Nov. 29 and has played in four games since, he's still fighting the pain.

That fight continues Sunday against his old team, as the Denver Broncos (5-9) come to SoFi Stadium on Sunday to face the 5-9 Chargers (4:05 p.m. ET, CBS). Harris missed the first go-around in Denver, where he played nine seasons before signing with the Chargers as a free agent this offseason, because of the injury, sitting out a 31-30 loss Nov. 1 that the Broncos won on the game's final play.

"The injury I had was hard to be able to recover from," Harris said. He said he had a high ankle sprain, a low ankle sprain, a broken toe and his foot was severely bruised. Imagine a grand piano being dropped on your foot and then trying to run or even stand.

In this case, that grand piano was a combination of nose tackle Linval Joseph and Panthers running back Mike Davis, who together weighed 539 pounds.

The four-time Pro Bowler and 2016 All-Pro was hurting even more than he originally anticipated. He thought he'd be out a month. But six weeks later, he was still in considerable pain.

"Most guys would have been done for the year," Harris said. "I was motivated to try to do whatever I can to get back and help this team."

Helping secure a second straight win -- and the team's first AFC West victory since the 2018 season -- was a good start, even if it came later than hoped.

Harris was a stalwart corner in Denver before leaving and signing a two-year, \$20 million contract with the Chargers. He won a Super Bowl in Denver in 2015 and went to another one two years prior to that. He's thrilled to be back, and helping the Chargers is a priority in this strangest of seasons.

And he wasn't worried about being ridiculed by being caught from behind by the quarterback, albeit a fast quarterback in Mariota.

"I'm out here fighting for the team," he said simply.

Harris played in 139 games as a Bronco and was relatively injury-free, missing only five games in nine years in Denver (one in 2012 and four in 2018).

The Chargers missed Harris while he was out, blowing double-digit leads against the Tampa Bay Buccaneers (Week 4), New Orleans Saints (Week 5) and the Broncos (Week 8) -- leads he knows he could have helped preserve. He understands his value and is eager to contribute, even if there are only two games left in the season.

Chargers coach Anthony Lynn is looking for leadership, something Harris believes he can provide, now that he's healthy ... or healthier.

"I just have to tell guys, we got tons of talent on this team," Harris said. "It just needs to be put together."

"We just got to really figure out our identity."

They did on Thursday in gutting out a 30-27 overtime win over the Raiders.

It felt good for Harris, even if he was on only one wheel.

Chargers happy to have former Broncos nemesis Chris Harris Jr. on their side

By Jeff Miller
Los Angeles Times
June 25, 2020

His team had trailed 24-0 at halftime, but now he was sprinting uncontested toward the end zone to cap a run of 35 unanswered points and the most unlikely of victories.

By the time Chris Harris Jr. scored, Philip Rivers could be seen in the background growling with anger about the exclamation-point interception he had just thrown.

"I remember at one point in that game he said something like, 'Go back to Arkansas,'" Harris recently recalled, laughing. "Philip had no idea where I was from."

Undrafted out of Kansas, Harris established himself in the NFL in that game. Eight years ago. On "Monday Night Football." In his second season. Against the Chargers, his new team in 2020.

He had shown himself to be a potential full-time starter the year before, as a rookie on a Denver team that was building toward making two Super Bowl appearances in three years.

But, on Oct. 15, 2012, in the Broncos' stirring 35-24 win at Qualcomm Stadium, Harris cemented his future with a pair of interceptions, the second of which ended the scoring in the final three minutes.

"That was the game that showed I should be a regular starter," Harris said. "It was a big game for everyone to see. I think it really proved I didn't have a fluke rookie year."

Entering the 2020 season, through the whims of free agency, Rivers is gone and Harris is a Charger as the team transitions into a new era.

This will be Harris' 10th year in the league, with the veteran cornerback expected to boost a secondary and a defense both forecast to be among the NFL's finest.

"I feel like he still has a lot in the tank," Chargers safety Derwin James said. "Adding him will allow the defense to be very multiple. ... His tape speaks for itself. There's a lot you can learn from a guy like that."

Harris, who just turned 31, was the catalyst behind Denver's "No-Fly Zone," which once dominated opposing passing games.

He is a four-time Pro Bowler and was named All-Pro after the 2016 season. He has won awards for his toughness and for his professionalism. He was the Broncos' Walter Payton Man of the Year nominee three years ago.

"I'm hungry. My mindset now is like I've got to reinvent myself, reprove everything."

With Harris, Denver was routinely a top-five defense against the pass until sliding to the middle the rankings the past two seasons. He can play outside and has lined up at safety but is considered a premiere slot corner.

"My story's not done," Harris said. "I've got a lot of goals I still want to accomplish, starting this year. I'm hungry. My mindset now is like I've got to reinvent myself, reprove everything. That gives me a lot of motivation."

Yes, Harris brings plenty to the Chargers, including the sort of perseverance that enabled him to become a star after being listed as a fourth-stringer for his first NFL exhibition game.

During his four years at Kansas, he went from playing on a team that won 12 games to one that won three. He endured a position switch and a coaching change and, while accumulating nearly 300 tackles, had only three interceptions.

In the 2011 draft, all 32 teams repeatedly passed on Harris — 254 draft selections and no phone call. He was deemed unfit while 53 other defensive backs were taken.

When the Broncos finally signed Harris, they gave him a three-year deal worth up to \$1.3 million but with only his \$2,000 signing bonus guaranteed. He used part of that bonus to treat himself to the newest PlayStation.

Five years ago, in a story for The Players' Tribune, Harris detailed the relentless motivation he gained from not being drafted, noting, "Every play is an opportunity to prove wrong everyone who did not recognize my talent."

He concluded the story by writing, "I know there is only one way to make sure that people never forget my name. Win the Super Bowl." Six months later, Denver beat Carolina in Super Bowl 50.

"That was the goal, man," Harris said. "I actually had forgot about that story. But we had such a talented team that it was like, 'We gotta win it this year or we might not ever win it.'"

Harris also brings to the Chargers a notable nickname. He explained that it was his cousin who first called him "Strap." The Broncos were gathered in a tunnel before a game a few years ago when his cousin shouted the nickname from the stands nearby.

"It's like I'm strapping you in and locking you up," Harris said. "A couple cats heard him and from there everyone sort of picked up on it and it stuck."

At the urging of his wife, Leah, Harris has added to his "Strap" persona by occasionally incorporating a celebration where he mimics using a seat belt.

His wild ride in Denver, from undrafted to unparalleled, is over. Now Harris hopes to continue to roll as a reborn, incoming veteran.

"It's a new and uncomfortable situation," he said. "I was a Bronco for so long. I'm going somewhere new and doing something different. But when you're in uncomfortable situations, that's when you can get great growth."

CASEY HAYWARD JR.

Casey Hayward Named AFC Defensive Player of the Week

Chargers Communications
September 16, 2020

Los Angeles Chargers cornerback Casey Hayward Jr. today was named the AFC Defensive Player of the Week by the league office. Previously an AFC Defensive Player of the Month recipient, the weekly honor is the first of Hayward's career.

Hayward, voted a captain for the first time in his career, led by example on Sunday, finishing with 12 tackles (all solo) and a pair of passes defended. The performance made him the first defensive back since at least 2000 to have more than 10 solo tackles and two passes defended on Kickoff Weekend.

The Vanderbilt product broke up a would-be touchdown pass to A.J. Green in the third quarter and his last tackle prevented a touchdown with less than 20 seconds remaining, preserving Los Angeles' three-point victory. Hayward is 10th player acquired by General Manager Tom Telesco to win player of the week honors.

Los Angeles opens its new SoFi Stadium home on Sunday, Sept. 20, against the Kansas City Chiefs.

JUSTIN HERBERT

Chargers rookie quarterback Justin Herbert is the gift that will keep on giving

By Helene Elliott
Los Angeles Times
December 18, 2020

Almost despite themselves, the Chargers have found a gem in the wreckage of this dismal season.

Justin Herbert's poised performance in their 30-27 overtime victory over Las Vegas on Thursday confirmed what the team knew — he is their franchise quarterback, their identity, their future — but he also showed he could pull out a victory when all seemed lost.

There shouldn't have been much doubt about Herbert before this, but it's entirely reasonable to wonder if a team that regularly fumbles basic clock management and play-calling is capable of recognizing what a gift he is and finding a way to build a team around him.

For the second week in a row — and this time on short rest — Herbert engineered a winning drive, putting the Chargers in position to win with a 53-yard pass to Jalen Guyton and finishing off the Raiders with a dive into a wriggling mass of bodies on third and goal at the one.

In the pocket, on the run, with plenty of time to throw or with almost no time at all, Herbert showcased his awareness while completing 22 of 32 passes for 314 yards and two touchdown passes. He matched the rookie touchdown record of 27 set by Baker Mayfield in 2018 and became the first rookie quarterback to record seven 300-yard passing games in a season.

"This guy's got the most beautiful delivery," Terry Bradshaw, a four-time Super Bowl champion and Hall of Fame quarterback, gushed during the Fox telecast.

Coach Anthony Lynn said he saw a lot of growth in Herbert's last two games. "He's doing it with young receivers on the field," Lynn said, adding praise for Herbert's vision and success on scramble plays.

Herbert has had nine multiple passing touchdown performances this season, matching Mayfield's record for the most by a rookie in NFL history. On Thursday, though he didn't attempt a pass in the fourth quarter, he became the third player to surpass 3,700 yards passing through his first 13 career starts, following Patrick Mahomes and Andrew Luck.

And he has two games left to pad those numbers and to learn more, the most positive outcome in this otherwise disappointing season.

"We're a resilient team," Herbert said. "For us to come out on top is huge for us."

Asked the significance of earning his first win against a division rival, Herbert deflected the attention away from himself.

"I think it's a great opportunity for us to keep moving forward, keep getting better," he said. "I couldn't be more proud of this locker room for battling through some close games. I'm proud to be a Charger."

He wasn't the Chargers' starter for their season opener and when he shined in place of the injured Tyrod Taylor, for weeks Lynn refused to anoint the rookie the starter because of misguided loyalty.

Decisions like that, combined with inexcusably bad play-calling and panicky clock management throughout the season, are why Lynn can't be part of the Chargers' future. That was confirmed on Thursday, too, when Lynn sent Michael Badgley in to attempt a 47-yard field goal on fourth-and-three with less than four minutes left in the fourth quarter, only to have Badgley miss for the eighth time this season.

After Lynn called for a pass on third and two instead of letting Austin Ekeler try to advance on the ground, Herbert was sacked and it cost the kicker eight yards. Still, Lynn went back to Badgley — after inexplicably icing his own kicker by calling a timeout. Then, Badgley took the league lead with his ninth missed field goal, kicking wide left on a 51-yard attempt with less than two minutes left ... later saved from being the goat by Herbert's overtime heroics.

Back-to-back wins shouldn't obscure the Chargers need for a new coach. They didn't lose close games earlier this season because they were on the verge of greatness and needed only a couple of upgrades to turn things around. They've lost because Lynn's decision-making put them in untenable positions. Herbert can't be expected to pull off miracles every week. He shouldn't have to.

Maybe the Chargers have stuck with Lynn out of loyalty for rescuing them from an 0-4 start in 2017 and keeping the team together while playing in their temporary home in Carson, in a stadium overrun with visiting teams' fans. Maybe they felt obligated to keep him based on their 12-4 record in 2018 and trip to the second round of the playoffs. Any debt they owed him was wiped out by their 5-11 record in 2019 and 5-9 so far this season.

Come the day when fans are allowed into SoFi Stadium, the Chargers will have tickets to sell. Herbert will sell tickets.

A winning team will sell tickets. Herbert can make them a winning team again. Lynn can't.

Herbert is the shining star who will guide the Chargers in the years to come.

The Real-Life Diet of Chargers Quarterback Justin Herbert, Who Lives on Subway Sandwiches

By Emily Abbate
GQ Magazine
November 19, 2020

The 2-7 Los Angeles Chargers are not having an amazing season. That having been said, their rookie quarterback Justin Herbert is doing an impressive job under center. He's being touted as the front-runner for offensive rookie of the year, and if you've got him on your fantasy team, you're probably doing a little dance every Sunday. The issue seems to be on the other side of the ball—the Chargers are excelling at blowing leads. Still, the former Oregon Duck says he's just grateful to be doing what he loves every single day.

"I'm honored to be playing for a great organization," he says. "Every week is another opportunity to play the game and I'm ready to get after it." GQ caught up with him recently to chat about his diet, which involves lots of team-catered meals and a steady rotation of fast-food sub sandwiches.

GQ: When are you up in the morning?

Justin Herbert: The day starts out pretty early. I wake up at about 5 a.m., immediately brush my teeth and head out the door. I live about 15 to 20 minutes away from the facility, and I really look forward to the drive because it gives me a chance to just listen to music and unwind.

I can't eat very much in the morning. I kind of have a weak stomach, so maybe I'll reach for a Gatorade protein bar or two. I usually stick with the chocolate peanut butter flavor. We lift at 6 a.m. for about an hour, and then we'll have a couple of meetings. I usually have just the right amount of energy to get through all of this, and then at 9:00 or 10:00, I'll have two slices of bacon, three eggs over easy, and two slices of wheat toast.

Are you big on hydrating?

Definitely. I drink a lot of water throughout the day. Normally it's about five or six bottles. I try to drink at least one right when I wake up. I think hydration is really important, and we've done a good job of integrating that.

When you say "we've done a good job," who is the "we" that you mention?

Well, we have a team nutritionist, but I really just mean the team. We make it a point to drink plenty of water.

Have you ever worked one-on-one with anyone to chat about your nutrition?

When I was training prior to the draft, I used a couple of food services that catered meals and had prepackaged meals ready to go for the day. When I did that, I was focused on low-dairy, low carb diets. It was a lot of protein. Now, since we're in season, I try to maintain my weight, and in that process I need to kick up the carbs a little bit.

What's for lunch?

We'll have whatever the team normally caters. So maybe it's a sandwich or it's rice and chicken—something along those lines. In the afternoon, I'll usually stop by the smoothie station that we have at the facility. In my smoothie, I put in strawberries, banana, mango, pineapple, Greek yogurt, and vanilla whey isolate protein powder.

So you're a fruit smoothie but a peanut butter chocolate protein bar guy?

I like to mix it up, you know?

And dinner?

At night after we get off, I normally just honestly stop at Subway. That's kind of what I've been living off for the past couple of weeks. Normally I'll get two sandwiches. One is a steak and cheese and then the other is the chicken bacon ranch, both on their Italian herbs and cheese bread. It's been working for me. It's a good thing to pick up on the way home.

When you're not grabbing Subway, what are some other things you may do for dinner?

If I have enough time, I'm definitely barbecuing. I've got a Traeger grill in my backyard and a bunch of Snake River Farms meats. Any time I get a chance to throw some of those on the grill, it's pretty great.

Do you have a sweet tooth?

I'm a big fan of mint chocolate chip ice cream and peanut butter cookies. But I've done a pretty good job over the past couple of months of staying away from that. Probably because I call it a night pretty soon after dinner, like at 8:10 or so. I get home at about 7:45. So I'll have dinner for like 15 or 20 minutes, and then it's always right around 8:10 that I turn the lights off.

That's pretty impressive.

I'm normally a night person and waking up early in the morning is not easy for me by any means. But it kind of comes with the job. It's something I have to do. So it's something that I've had to practice and it got easier over time. But it's still not easy at all.

Chargers' Herbert attracts attention for new haircut

By Joe Reedy
Associated Press
November 18, 2020

COSTA MESA, Calif. (AP) — When Justin Herbert looks back at his rookie season with the Los Angeles Chargers, his biggest mistake might not be any of the interceptions or a fourth-quarter play he would like to have back. It could very well be allowing a strength and conditioning coach to cut his hair.

Herbert displayed a new haircut during his weekly availability Wednesday, shedding his wavy locks for a buzzcut. It didn't take long for the reviews to flow in on social media.

In a year in which Herbert hasn't made many missteps, the quarterback's new look attracted plenty of attention. Comments ranged from people posting their worst haircut pictures to how much younger it made the 22-year old Herbert look.

"I wasn't looking for anything fancy. I was just looking for someone to trim it down," he said.

Herbert said he isn't superstitious and it wasn't done in hopes of snapping the Chargers' three-game losing streak Sunday against the winless New York Jets. Instead, he said it was simply time after letting it grow for at least two years.

"It might look like I am doing it out of superstition, but honestly it was getting too long," he said.

Instead of opting for a barber, John Lott was at the clippers after Lott said he was pretty good at cutting hair.

One person who understood using Lott instead of a barber, especially with the league's strict COVID-19 protocols, is Jets coach Adam Gase.

"I know there's a lot of us that are a little shaggy right now," he said. "But, you know, you're doing what you got to do to push through this and kind of stay within the guidelines."

The Chargers are hoping that the haircut doesn't have a Samson-type effect on Herbert, who is one of the leading contenders for Offensive Rookie of the Year. He is the first rookie quarterback to throw for multiple touchdowns in six straight games and is averaging 291.6 yards passing per game, fifth in the league.

No one will complain though if Herbert can bounce back from Sunday's 29-21 loss at Miami, where he looked very much like a rookie. Herbert had his worst performance to date, going 20 for 32 for 187 yards with two touchdowns and an interception. It was the first time in eight starts that Herbert had passed for less than 250 yards.

If Herbert can throw for a touchdown on Sunday, he would tie George Ratterman as the fourth-fastest player to throw 20 TD passes in NFL history. Patrick Mahomes, Deshaun Watson and Kurt Warner did it in eight games.

The Jets defense is ranked 29th against the pass, but coordinator Gregg Williams likes bringing plenty of pressure packages. New York rushes five or more on 36.6% of its defensive snaps, which is eighth in the league.

Herbert and the Chargers offense struggled last week in recognizing when the Dolphins disguised coverages.

"We've got to be better at finding the check downs and being prepared," Herbert said. "We have to learn from it and get better having gone through it."

Killer handshake: How Chargers rookie Justin Herbert learned to cope with losing

By Shelley Smith
ESPN.com
November 18, 2020

COSTA MESA, Calif. -- Los Angeles Chargers rookie quarterback Justin Herbert was an 18-year-old freshman the year his college team, the Oregon Ducks, were en route to their worst season in 25 years. He would become the starter after the fifth game that season, but the team finished 4-8 and was left out of a bowl game for the first time in more than a decade.

The losses ate at him. In a big way.

"It was really hard on him," his father, Mark Herbert, said.

Oregon's offensive coordinator at the time, Marcus Arroyo, saw Justin's slumping body language and sulking and decided to take action.

"[Arroyo] said 'Come over here, let's talk and figure out how to work things out,'" Mark said.

And the killer handshake was born.

"I told Justin anytime he gets mad or down about something, to come over and shake my hand as hard as he can and let the anger out," Arroyo said.

Arroyo might have regretted those words at times. Justin has huge hands, his dad, Mark said. "And Coach Arroyo paid the price."

But the tactic worked. Justin was asked about the handshake but said he didn't remember it; although Arroyo still winces when he thinks about it. That Justin says he doesn't remember is a typical teenage move, according to his dad, who said. "You don't know what they remember and what they don't."

But being able to move on past the bad stuff was a huge lesson for Justin which he says has served him well, especially this year with the Chargers, who are 2-7 with all seven of losses coming by one score.

"It's remarkably similar to what he went through at Oregon," Mark said. "And it's the same with [Justin's] attitude and mindset. He believes with all his heart and soul, that we've got to figure this out together and we will."

Justin now has thrown for 2,333 yards with 19 touchdowns and six interceptions while completing 66.8% of his passes (201-for-301). He has become a favorite to win NFL Offensive Rookie of the Year. And he believes his team will get better, win some of these close games, and he will improve in the process.

The sky is not falling. But it's the seven losses that hurt.

He's trying not to think about them, to push forward, look ahead. There was a time when Justin would be "so pissed off in practice" Arroyo worried he would "throw a ball or punch a wall."

Marcus and his wife, Kelly, a psychologist, were quick to provide a family influence for Justin, helping him compartmentalize his on-field frustrations and channel them more constructively. It was just football, after all.

"Not life and death," Mark Herbert said.

"Family has always been important to [Justin]," Arroyo said. "The first time I met his grandfather, I went over to his house and had a beer."

Rookie QBs were expected to struggle this year. Instead they're setting a record pace.

By Adam Kilgore
Washington Post
November 12, 2020

Some of the first plays Justin Herbert ran as a professional happened in his backyard. As the league conducted its spring remotely, the meticulous development of rookie quarterbacks required necessary improvisation. Los Angeles Chargers coaches would send him a script of plays and instruct him over video. Herbert would then walk through them outside his house, or maybe at a nearby park if he could find socially distant receivers.

"You have to find a way," Herbert said. "It wasn't easy for anyone. You have to find a way to get time with your guys to throw, get a way to run through the offense. It wasn't normal for anyone."

The 2020 NFL season, supposedly inhospitable to rookie quarterbacks with its irregular offseason and absence of preseason games as a result of the coronavirus pandemic, is staging perhaps the greatest season of rookie quarterbacking in NFL history. Joe Burrow, Tua Tagovailoa and Herbert — chosen first, fifth and sixth in April's draft — have collectively provided one of the year's most cheerful subplots and individually delivered optimism for the Cincinnati Bengals, Miami Dolphins and Chargers, franchises profoundly in need of hope.

Burrow has continued the remarkable ascent he began last year at LSU, announcing himself as a ready-made, top-shelf NFL quarterback. Herbert had to be rushed into his first start after a team doctor punctured starter Tyrod Taylor's lung with an ill-aimed painkilling injection, and he has responded with some of the most thrilling football anyone has played all season. In his second career start Sunday, Tagovailoa moved to 2-0 and outdueled Arizona's Kyler Murray in a 34-31 ode to the sport's future.

The trio has fortified the quarterback wave taking over the NFL, which includes consecutive MVPs who won the award in their second seasons. Their success may also preview another swell of quarterbacks to come.

"This class was a special class," Bengals offensive coordinator Brian Callahan said. "It's going to be talked about for a long time. I certainly don't think it's going to be the last one."

"The NFL game has adapted very well" For 2020 rookies, the limited offseason may have created an unexpected benefit. In normal times, quarterbacks would receive a playbook and start executing it at rookie minicamp. Their first time trying a new offense came immediately after learning it.

"You go from Install 1 to 'On the field in 30 minutes; let's see what you got,' " Bengals quarterbacks coach Dan Pitcher said.

This year, there was no rookie minicamp and no other in-person team activity until training camp. In the allowable time, coaches could install and explain the entire system, watch film of their own and even study the way defenses reacted to similar schemes of other teams. (The Bengals, Pitcher said, even started the process in the time they were permitted to spend with Burrow before the draft, once they decided on taking him.) When Burrow ran through plays on his own, he could text Callahan and Pitcher questions about concepts, such as why certain route combinations ran together. It slowed down the process of learning the offense.

"That urgency didn't exist," Callahan said. "We got to have long and in-depth discussions. ... I think these guys are all mentally ahead more than they would have been normally. ... You got to take your time with no pressure. I think that plays a large role. ... I think it was a unique quarterback class on top of it."

The NFL's new quarterback prototype? There isn't one.

Burrow is on pace for 4,544 passing yards, which would break Andrew Luck's rookie record of 4,374. His 67 percent completion rate would finish second all-time among rookies to Dak Prescott's 67.8 — unless you count Herbert, who this season has completed 67.3 percent of his passes.

Herbert started a week later than Burrow, but he has statistically been just as impressive. Herbert has thrown 17 touchdown passes, which will allow him to challenge the record of 27, set by Baker Mayfield in 2018. His quarterback rating sits at 104.7, a whisker behind Prescott's rookie record of 104.9. Herbert is on pace to throw for 4,599 yards, a handful more than Burrow, even accounting for starting one less game.

All three have played thrilling football without the crushing mistakes that are typical of rookie quarterbacks. Burrow and Herbert currently rank fourth and fifth all-time among rookie quarterbacks in interception percentage. Tagovailoa has not thrown a pick in his first 52 pass attempts.

All three have arrived during an explosion of young quarterbacking talent in the league. The perceived NFL quarterback crisis from the mid-2010s has been replaced by a glut. Patrick Mahomes and Lamar Jackson won MVP honors in their second seasons. Murray, another second-year quarterback, is on the periphery of contention for this year's award.

The NFL is benefiting from how the sport has changed at all levels. Youth league quarterbacks, once resigned to handing off out of the veer or I-formation, now start lining up in the shotgun in Pop Warner. Quarterbacks grow up passing constantly, including in year-round seven-on-seven leagues.

"The passing game preparedness of young quarterbacks is probably much better than it was 10 years ago or 15 years ago," Callahan said.

"These guys come up in the world of throwing the football. That's all they do. They watch all these mobile quarterbacks, and they emulate them. You see young guys who are trying to play like Lamar Jackson and Patrick Mahomes. You're going to see more guys come in ready to play. ... Throwing the football is not new for these guys."

Former Dolphins and Jets front-office executive Mike Tannenbaum, now an ESPN analyst, said: "They're coming into college with a much higher IQ, and they're playing earlier. The NFL game has adapted very well to that."

Marrying the coach to the quarterback

During the offseason, Bengals coaches watched Burrow's film from his time at LSU. Their system shared fundamental similarities with that of the New Orleans Saints, which Burrow understood because his wunderkind offensive coordinator at LSU, Joe Brady, had come from an apprenticeship under Saints Coach Sean Payton. Callahan asked Burrow what plays and concepts he liked best in their playbook.

"How do we make this like Year 3 at LSU for you instead of Year 1 in the NFL for you?" Callahan asked.

Callahan is certain Chargers and Dolphins coaches have had similar conversations with Herbert and Tagovailoa. The mind-set represents a shift within the NFL that has contributed to early success for quarterbacks. For years, coaches insisted on cramming a quarterback into their system regardless of fit. Younger offensive coaches have grown more flexible in studying and incorporating concepts from college offenses.

Last year, Oklahoma Coach Lincoln Riley pointed out that, even as a rookie, Murray had played in a spread offense almost his entire life, back to his preteen years, which meant he had spent more time playing in Kliff Kingsbury's style of offense than most NFL quarterbacks had been playing in their coaches' systems.

"There's a lot of guys that are a lot more open to what the rest of football is doing," Callahan said.

The recent success of young quarterbacks may influence this year's draft. Clemson's Trevor Lawrence and Ohio State's Justin Fields have long been prized by NFL teams and may be the first two players chosen; their talent and intangibles would make them locks to be chosen early in any era.

But the diversity of styles among ascendant quarterbacks, and NFL coaches' willingness to adapt, has broadened the way front offices evaluate quarterbacks. Another tier of passers — North Dakota State's Trey Lance, BYU's Zach Wilson, Florida's Kyle Trask and possibly Alabama's Mac Jones — could move into the top half of the first round as teams search for not only a long-term franchise anchor but a quarterback capable of injecting immediate excitement.

"It's really marrying the coach to the quarterback, is what's important," Tannenbaum said. "Clearly the success these players are having, you're seeing what I think is really good coaching. It's about taking what you have and maximizing strengths and minimizing weaknesses."

"We gave the keys to him early"

The quarterbacks of this class are part of a trend, but they are extraordinary within it. As Callahan noted, all three entered the league as top-six picks with uncommon experience. Burrow spent five years in college and played 28 games at LSU, including a 15-0, Heisman Trophy-winning senior season. Herbert made 42 starts at Oregon, and Tagovailoa played in 32 games, starting 24.

Coaches talk about Burrow as though he is a football savant for the way he processes a play against a specific defense and how to take advantage of it.

"He has a supernatural sense of where everybody is on a football field," Callahan said.

Tagovailoa is making it easy to forget his mere presence is an accomplishment. Monday will mark the first anniversary of the catastrophic hip injury Tagovailoa suffered on his final collegiate play, which Tagovailoa said threatened his career. Chargers Coach Anthony Lynn studied and met with Tagovailoa during the draft process and came away convinced he would be a 10-year star, based on his instincts and leadership.

"He has a tremendous feel for the game," Dolphins offensive coordinator Chan Gailey said. "That allows him to see some things and do some things and throw the ball in some spots that other people might not do."

Callahan coached Herbert at the Senior Bowl before the draft. He left the week thinking, "This guy is going to be a really good player." Part of that belief came from Herbert being "wired the right way," Callahan said. Part of it came from the belief that his deep passing and play-action ability, which Oregon's offense rarely used, would translate to the NFL.

In another era, the rookie quarterbacks who are excelling now may have been on the bench. Those timelines are relics. In Cincinnati, the Bengals released longtime franchise pillar Andy Dalton, even though he seemed like an ideal mentor for a rookie, the kind of veteran who could hand over the reins. But the Bengals knew immediately that Burrow would be their Day 1 starter. They knew that, in today's NFL, quarterbacks no longer need to wait.

"We gave the keys to him early and kind of said, 'You're going to handle it,'" Callahan said. "We never once thought twice about it. We never once backed off how we wanted to play football. He's only reinforced that."

Justin Herbert's misinterpreted personality becomes Chargers' gain

*By Gilbert Manzano
Orange County Register
October 31, 2020*

Jana Prikryl, the director of general science at the University of Oregon, didn't realize she had helped Justin Herbert change his major until a peer advisor identified him with a scream.

"Oh, my God, that was Justin Herbert," Prikryl recalled hearing when the 6-foot-6 Oregon quarterback left the office.

Herbert, now a star quarterback for the Chargers, submitted his change-of-major form to switch from biology to general science. Herbert was the second future NFL quarterback that Prikryl had assisted. Marcus Mariota was a general science major at Oregon a few years before Herbert.

“Embarrassingly, I did not know that he was Justin Herbert,” Prikryl said in a phone interview last week. “I knew we had Justin Herbert and I knew he was fantastic, but I didn’t put the face to the name.”

Prikryl shouldn’t be embarrassed. Not many knew of Herbert before he became a star at Oregon and the latest NFL rookie sensation.

Even now, as more become familiar with the name, not many truly know Herbert. Although, there were many guesses about his personality in the lead up to the 2020 NFL Draft.

Herbert was described as an introvert, also known as a shy person, and few NFL teams want a shy quarterback. But that didn’t stop the Chargers from selecting Herbert with the No. 6 overall pick in April’s draft.

They were well aware of Herbert’s physical gifts, just like the other 31 teams, but perhaps the Chargers dug deeper in getting to know Herbert as a person.

“I think a lot of introverts get labeled with that word shy, lack of leadership,” Chargers coach Anthony Lynn said. “My son is an introvert, so I raised one. I know what the tags are, but you just look at how people respond to them. That’s all you need to know.”

The Chargers did their personality research on Herbert and are now getting rewarded for it with weekly touchdown passes from his rocket right arm.

“Ultimately, this guy is just very talented,” said Denver Broncos coach Vic Fangio, whose team hosts Herbert and the Chargers on Sunday. “Looks to me like he’s made up of the right stuff to be a quarterback in the NFL, and fortunate for (the Chargers) and unfortunate for us, I think they found their quarterback for the next 10 to 15 years.”

Herbert has only started five games, but he’s played so well that questions are now being asked. How did a quarterback who is enjoying a historic NFL start that rivals Patrick Mahomes and Dan Marino become available at No. 6 for the Chargers?

Why didn’t the Washington Football Team take Herbert second overall and why didn’t other quarterback-needy teams leapfrog the Chargers in the draft order to take him?

Many draft experts described Herbert as having all the physical tools, but somehow that wasn’t enough to shake the introvert label that hung like a dark cloud.

Of course, it wasn’t all because of Herbert’s quiet demeanor, but it likely played a part in why teams were skeptical, and it goes to show that swagger isn’t everything. Sometimes saying less means there’s more of other leadership qualities.

Herbert won’t say teams got it wrong by passing on him and making him the third quarterback selected – that’s not his personality – but he did say the introvert tag was incorrect.

“I wouldn’t say that’s fairly accurate,” Herbert said. “I think on the surface it might appear that way, but when I really get to know people and the team, I think a lot of the guys on the team would tell you differently.”

Many draft experts and talking heads have said they got it wrong with Herbert, but the Chargers should thank them because all the personality speculation they provided before the draft became their gain.

Herbert celebrated his first NFL victory against the Jacksonville Jaguars last week by giving star wide receiver Keenan Allen an enthusiastic slap on the behind.

“Yes, sir!” Herbert shouted at Allen.

That doesn’t sound like a shy quarterback.

Here’s how family members, teammates and former professors described Herbert as a person and leader:

THE REAL HERBERT

College recruiters also got it wrong with Herbert.

Herbert was a three-star high school recruit with no Division I FBS scholarship offers heading into his senior year at Sheldon High in Eugene, Ore. Herbert was set on attending Montana State to play with his older brother, Mitchell, before Oregon made an offer.

“He did not go to (football) camps because he practiced with his high school team,” said Mark Herbert, Justin’s father. “When other guys were looking for exposure to go to colleges, Justin was practicing with the little kid down the street that he’d grown up with or another kid he played middle school football with or somebody else because that was going to be their team in the fall.”

Justin Herbert has a reputation for not looking ahead. He prioritizes the present and enjoyed it by playing baseball, basketball and forming a fishing club in high school.

In college, it wasn’t all about making it to the NFL. It was also about improving as a biology student. Herbert agreed to be a biology professor’s assistant even though it took time away from football.

But helping the little kid down the street and having extracurricular activities didn’t help Herbert in the college recruiting process and it was probably ignored by some NFL teams.

Multi-sport prep athletes have become a thing of the past. It’s now about specializing in one sport and getting as much exposure as possible by participating in 7-on-7 tournaments, creating Youtube highlight videos and announcing every college offer received on Twitter.

You can’t find Herbert on Twitter, although he does have an Instagram account.

“He didn’t enroll early (at Oregon) because he wanted to play his senior year of baseball with his buddies,” Mark Herbert said.

Justin Herbert stayed in one place before the NFL called, never leaving Oregon while the university’s coaching staff changed twice in four years.

Mark Herbert recalled being asked by a local reporter if Herbert would consider transferring if he lost the quarterback job when Willie Taggart replaced Mark Helfrich as head coach in 2017.

“What are you talking about?” the older Herbert remembered asking. “I don’t understand the line of question. What’s Justin going to do? Get his degree in biology, he’s gonna play football and he’s gonna go to medical school or he’s going to go to the NFL.”

“I don’t know what he’s going to do, but he’s not leaving. That’s not what Justin does.”

Justin Herbert also didn’t leave when Mario Cristobal took over in 2018 and then stayed for his senior season, despite being projected as a first-round selection.

Sticking around for an extra year to play with friends gave pundits more time to analyze Herbert as armchair psychologists.

He wasn’t viewed as the committed teammate who wanted to help win a Pac-12 championship. Instead, he was the quarterback who struggled against Arizona State and lacked the alpha-male personality to lead an NFL locker room.

But Herbert proved in high school and college that he doesn’t run from adversity and makes it work with what he has. Those are the leadership traits that went unnoticed, and he’s showing it again in the NFL by elevating undrafted players such as Jalen Guyton, Tyron Johnson and Donald Parham and doing it without his top offensive linemen, Bryan Bulaga and Trai Turner.

Herbert gets everyone involved and is not afraid to ask for advice. But all of that was lost during the lead up to the draft and it became the Herbert family’s gain.

Mark and his wife, Holly, were rooting for their son to play for the Chargers. They have family ties to Southern California.

Justin Herbert’s paternal grandfather, Roger, played football and ran track for Fullerton College before transferring to Oregon State. Herbert’s maternal grandfather, Rich Schwab, grew up in San Diego before playing football at Oregon.

“We looked at (the draft order), ‘Hey, Los Angeles all the way.’” Mark Herbert said. “Oh my goodness, travel-wise, and family-wise, team-wise ... a lot of things pointing to the Chargers.”

Mark Herbert credited the grandfathers for Justin’s professionalism and said his son got plenty of good qualities from his mother Holly.

“I’d say Justin is fiercely loyal and fiercely focused and dedicated and definitely gets that from her,” Mark said.

Justin Herbert’s love for science likely came from his father, who was a science and biology teacher for middle school and high school students.

HERBERT, THE COMEDIAN

Chargers defensive tackle Linval Joseph played four seasons with recently retired Giants quarterback Eli Manning. The two-time Super Bowl champion was also described as an introvert.

Joseph sees similarities between Manning and Herbert.

"I felt like there was two different types of Elis," Joseph said. "You have funny Eli and then you have 'get the job done' Eli. Two minutes in the quarter, fourth quarter, need this drive and he woke up, and when he woke up, he made those big throws, made those big plays, and I see that in Herbert. I really do.

"I feel like he's going to have a great career and once we put everything in order, he's going to be elite. He's going to be great."

Chargers rookie wide receiver K.J. Hill can attest to Herbert's comedic side. Hill explained why Herbert was shown in a scene of "Hard Knocks" doing a lengthy "whassup" from the popular Budweiser commercials.

"I told him you gotta say the 'whassup' in the huddle," Hill said. "I told him to say it in the huddle before he called a play or something like that. It was something silly like that. He was practicing basically before he did it to get my OK if it was good or not."

Herbert and Hill texted each other after being drafted by the Chargers and have become close friends.

"Inside the locker room, (he's) making jokes, talking," Hill said about Herbert. "He has not been a quiet guy since I've been around him. We're always talking about anything and everything, so I feel like he got a great personality and great competitor side that I love about him, too."

Hill said he's a better "Call of Duty" player than Herbert, but he gave his quarterback the edge in golf.

"Justin likes to golf," Hill said. "I told him the only close thing I get to golf is Top Golf."

HERBERT, THE TUTOR

Mark Carrier, a professor at Oregon, was in need of a teacher's assistant for his Biology 212 course. Herbert was one of his best students, but Carrier assumed he didn't have time to teach the material to other students for the upcoming quarter.

"I figured no way a football player is going to have the time to do that, but in passing one day, I told him, 'Hey, you know if you weren't so busy being the quarterback of the football team I would definitely offer you this role,'" Carrier recalled.

Without hesitation, Herbert took the offer and assisted the class of about 200 students.

"It's a pretty interactive class time," Carrier said. "You can tell if people are going to hide what they know or help others along. Justin was the kind of guy who helped the people around him.

"It was clear to the people around him he understood the material more quickly than most.

He didn't struggle as much as people tend to do. It's a very challenging course. He was very helpful to the people around him."

At the time, it wasn't certain that Herbert would be a top NFL draft pick. Carrier said Herbert expressed interest in a career in medicine or becoming a researcher.

"I was just really interested with how everything worked out (in biology) and science and kinda how your body processes things and kinda explaining the natural phenomena that happened around us," Herbert said.

Biology sounds as complex as breaking down NFL defenses. Herbert being able to grasp intricate material at a fast pace while also teaching it is perhaps another leadership sign (and an indicator of future success) that went unnoticed.

"That might be a reach, but it's a good analogy," Herbert said about comparing football to biology. "Having a good understanding of defenses, coverages and things like that. It definitely helps."

Herbert said his top passion has always been football. He'd said he would likely be a coach right now if he wasn't an NFL quarterback.

"Hopefully I'd be coaching the game or somewhere involved in the game," Herbert said. "I just love football too much to not be around it."

That's the real Justin Herbert. Passionate about football, but with other interests. Not the loudest, but a quiet genius with an occasional comedic side.

"I think he's more outgoing than what people give him credit for, but that's OK," Lynn said.

The Chargers said that's OK to Herbert's personality and now, as Fangio mused, they stand to reap the rewards for years to come.

What do Chargers have in Justin Herbert? QB testing his risk vs. reward limits

*By Jeff Miller
Los Angeles Times
October 18, 2020*

The Chargers had 14 seasons of Philip Rivers' on-field bravado, 235 consecutive starts by a quarterback who rarely saw a throwing window too small and eagerly accepted any risk for whatever reward.

After four starts, what do they have in Justin Herbert?

"I think it's too early to decide that," Herbert said. "Obviously, I'd love to complete every pass that I throw. But it's not going to happen. I'm going to make mistakes."

Rivers never shied from taking chances when he saw opportunity. He often shrugged off interceptions, particularly those thrown in desperation late in first halves or at the end of games.

That attitude, buttressed by his unending belief in his right arm, shaped Rivers into the quarterback that he was with the Chargers — a playmaker who also could make crushing mistakes.

The style clashed with the preferences of coach Anthony Lynn, who preaches, above all else, limiting turnovers. The Chargers have dropped their past nine games when losing the turnover battle.

"I think I should always be alert and prepared to take care of the football ... make smart decisions," Herbert said. "It should never feel easy or anything like that out there."

Just before the two-minute warning in the second quarter Monday, Herbert was faced with weighing the risk against a potential reward he spied deep down the middle of the field.

On third and 12 from the Chargers' 16-yard line, he scrambled from pressure to the left sideline and, rather than step out of bounds, fired toward a well-covered Jalen Guyton.

The one thing the Chargers didn't need at that point was a turnover to set up New Orleans with a short field. A fumble near the end of the first half already cost them a game-changing touchdown in Week 4 at Tampa Bay.

This time, Herbert threw long enough that the ball sailed over the head of Guyton and the two Saints defenders and fell to the turf just beyond midfield.

The Chargers then punted but gave up a 14-yard return, and New Orleans took over at its 49 anyway. Eight plays later, the Saints scored to cut a 17-point deficit to 10 entering halftime.

So Herbert avoided giving away the ball, but the Chargers still couldn't avoid giving up another crucial last-second score.

"I gave him a chance to go make a play," Herbert said. "Yeah, I could have made a better ball. But that's a decision I stuck with. ... Yeah, I could have been more cautious. But I really believe in that guy."

Entering Week 6, Herbert was ninth in the NFL in passer rating at 107.1, just two-tenths of a point behind Patrick Mahomes.

Only Dak Prescott (sidelined for season), Aaron Rodgers and Derek Carr had more completions for 40 or more yards, confirmation that Herbert possesses the ability for the quick strike.

He has an interception rate of 2.1%, which ranked 17th out of the 32 quarterbacks with enough attempts to qualify.

In four years at Oregon, Herbert hardly was reckless. He was picked off 23 times in 1,293 attempts (1.8%). He never had more than eight interceptions in a season or two in a game.

History suggests he'll take care of the ball over attempting to squeeze passes into areas where overriding danger lurks.

But, ultimately, Herbert's precision won't just involve keeping the ball out of the hands of defenders. He'll also need to fine-tune his game to meet what the NFL requires of quarterbacks trying to take over franchises — an exactness he lacked on the final two plays Monday.

Facing third and seven, Herbert missed an open K.J. Hill, throwing well behind the rookie wide receiver on a play that would have gained at least 12 yards.

Herbert then connected with Mike Williams, but his pass was right on Williams rather than slightly ahead of him. Lynn said better ball placement would have secured a first down. Instead, Williams was stopped inches short.

"We did some great things and we did some not-so-great things," Herbert said, speaking of the offense in general. "It's all about fixing those not-so-great things."

For the third time in his four games, Herbert won a rookie of the week honor Friday. So he's 3-1 in personal recognition but 0-4 in the NFL standings.

He has struggled for wins before. During his freshman year at Oregon, Herbert lost four of his first five starts. By the end of his senior season, the Ducks were going 12-2 and winning the Rose Bowl.

"That freshman year was tough," Herbert recalled. "People kind of splintered off. But, over the course of the years, we stuck together. ... That's what it's all about, sticking together and riding with your guys."

The Chargers are riding with Herbert, both the team and the player still figuring what they have in one another.

Chargers' Justin Herbert learning he can't let the perils of running in the NFL slide

*By Sam Farmer
Los Angeles Times
October 15, 2020*

Justin Herbert, with his smooth throwing motion and surgical precision, has proven he's already a top-notch NFL passer.

Now, the 6-foot-6 Chargers rookie needs to work on his going-to-the-ground game.

He took off running in his first career game and clobbered Kansas City linebacker Damien Wilson when they collided near the sideline. Whereas Herbert nonchalantly popped to his feet, Wilson appeared knocked out cold.

Two weeks later, Herbert tore off a five-yard run against Tampa Bay and lowered his shoulder on Buccaneers safety Jordan Whitehead. This time, the defensive player got the better of the crash, as Herbert needed a few moments with his hands on his knees to compose himself. Whitehead was flagged for unnecessary roughness.

"Feet-first sliding is probably the best option I should go with," Herbert conceded later. "I grew up playing baseball so I feel like I'm pretty comfortable with sliding. It's a little tough on the grass, your cleats get stuck a little bit, but it's definitely something I've been practicing. Moving forward, I'll be better about it."

Chargers coach Anthony Lynn hopes so. He could be forgiven for watching replays of those collisions through his fingers while covering his eyes.

"Bad coaching by me right there, bad coaching," Lynn said. "I don't want him taking hits like that, like he did from the Chiefs. ... I want him to get down. I don't want him to take those hits in the National Football League."

Theoretically, Herbert could look across town for pointers from another young quarterback. The Rams' Jared Goff, the son of a former Major League Baseball player, has had sliding issues of his own.

In the two years since the NFL made a rule change — stipulating a quarterback doesn't have to slide feet first to be considered giving himself up, and instead is afforded the same defenseless-player protections when he dives forward — Goff has found himself getting "caught in between sometimes."

"I'm used to going feet first, and I have my whole career," Goff said. "And then in the last year or two, I want to go head first. I don't want to lose those three yards. But at the same time, you're kind of trying to figure out where your momentum is."

His father, Jerry Goff, who played catcher in the majors for six years, wishes his son would hit the deck more often, yet understands why he doesn't always do so.

"Do I encourage him to slide? Yeah, 100%," the elder Goff said. "But there are times, like he did in the playoffs against Dallas, and a few times in college, where you've just got to deal with it and go get that first down. You're not going to slide short in that situation. But I would say 90% or more, you're just going to slide and play the next down."

The dilemma is older than Red Grange. Should a quarterback risk injury by fighting for that extra yard, either by dropping a shoulder and delivering a blow, or by diving forward as a human missile?

Or should he sacrifice that extra yard or two and safely slide feet first?

"We've got to coach these quarterbacks out of the macho-man approach," said Hall of Fame personnel executive Bill Polian, who thinks all NFL teams should build sliding pits at their facilities to teach quarterbacks. "Playoffs are one thing; that's a different cat altogether. But in terms of the regular season, never lower your shoulder. Don't take those kinds of blows. The rule is there to protect you: Go slide."

Sometimes, even sliding feet first is unsafe. Last Saturday, Clemson quarterback Trevor Lawrence, the overwhelming favorite to go No. 1 in next spring's NFL draft, took a shot to the helmet from University of Miami safety Amari Carter while sliding. Officials ejected Carter for targeting.

In 2006, Kansas City quarterback Trent Green absorbed a brutal hit to the head from Cincinnati defensive end Robert Geathers while sliding feet first. Green suffered a serious concussion and the replay reverberated throughout the league.

"I remember being like, 'Yeah, see? I don't want that to happen. I would rather dive head first, I'm in control of my head,'" recalled former Seattle Seahawks quarterback Matt Hasselbeck, who took a ribbing from his coaches about his aversion to sliding. "I sort of remember being made fun of by Mike Holmgren and Jim Zorn about how I didn't slide, like I couldn't slide."

So Zorn, the former Seahawks quarterback who later coached the position for the team, unfurled a Slip 'n Slide at practice in hopes of teaching his passers how to avoid big hits by gracefully going to the ground. He even brought in Seattle Mariners first baseman John Olerud as a sliding tutor.

"The thing was, we knew how to slide," Hasselbeck said. "It wasn't like we didn't know. We just preferred to dive."

According to NFL rules, a defender must pull up when a runner gives himself up with a feet-first slide. If a defender already has committed himself and makes unavoidable contact with the sliding runner, it is not a foul unless the defender makes forcible contact to the head or neck area of the runner with the helmet, shoulder or forearm, or commits some other act that is unnecessarily rough.

But the runner bears the responsibility of starting his slide with ample time for the defender to pull up and avoid the hit.

"Pursuing a guy, I would give him the benefit of the doubt that he was going to slide," former Rams defensive tackle D'Marco Farr said. "But you'd better start that slide within two or three steps of me. Make it obvious. If not, I'm going to treat you as a runner that's attacking my goal line, which means I'm going to try to knock your teeth out."

The notion of sliding never appealed to Hall of Fame quarterback Steve Young, but not because he sought those extra yards at all costs. He just didn't feel that sliding provided him enough protection.

"My own philosophy was sliding was a nightmare," Young said. "Sliding is saying, 'Just hit me in the face.' I always thought it was much safer to go forward, find a soft spot forward."

What's more, Young said, officials routinely get the placement of the ball wrong when a player slides feet first.

"Inevitably, the referee gives you a spot farther back than you thought it would be, or than it should be," he said. "It's a weird thing. I don't know what sliding does that creates this image that the ball's downed earlier than it was."

"I always thought I got a better spot when I was going forward. It's like an optical illusion for them. When I slid, nine times out of 10 I'd turn around and say, 'Where are you marking that? That's not right.'"

Not surprisingly, some of the quarterbacks who had the option of playing pro baseball — notably Seattle's Russell Wilson and Arizona's Kyler Murray — are the most graceful sliders.

"I think playing multiple sports is a very big thing in terms of getting those extra yards, also being smart, getting down," Wilson, selected in two different MLB drafts, told reporters in 2017. "The ability to quickly slide, too. When you hit a ball in the gap, you've got to get to second base and get there fast. You've got to know where to slide, how to get around the tag, and everything else."

"I don't really like sliding head first, never did when I was playing baseball. But sometimes it's necessary. ... You've got to be smart in how you do it."

Not everyone is a pretty slider. Peyton Manning got an earful from his Denver teammates in 2012 when he clomped downfield against Carolina, then executed a hideous slide — think Evel Knievel at Caesars Palace — that excavated a sizeable divot when his left knee brace burrowed into the turf.

"It's not even worth explaining what happened," Manning told reporters at the time. "It looked bad, and the fact that my knee brace got caught, nobody wants to hear that. It is what it is, as they say, and it's right there on film. I'm very aware that it's fair game for criticism and ridicule."

In those hold-your-breath bashes of bodies, it's frequently the quarterback who comes away staggering. There's a reason for that.

"Justin Herbert does no tackling. None," Young said. "And then he's running into people where that's all they do is tackle."

"I used to see smaller guys in the defensive backfield, and I was like, 'OK, I can take that guy on.' But you've got to remember, even those guys, that's all they do is tackle."

When and whether a quarterback should slide often depends on where you're standing, as in, which sideline.

"When it's your own guy, you want him to get down," Farr said. "When Kurt Warner scrambled, I'd be the first one yelling, 'Get down!' And I would tell him, 'Your body doesn't belong to you, it belongs to us.' If he gets tagged, it affects us all."

Young's philosophy: Your most important play is your next one.

"Risks just to show your manhood don't help you get to the next play," he said. "The truth is, if you've still got the ball in your hand, there's been a general failure anyway. Don't compound it by trying to run over somebody to impress someone."

After Herbert's debut, while the Chargers and Chiefs were mingling on the field, Kansas City's Patrick Mahomes offered him some words of advice: "Protect yourself on some of those runs."

Sometimes, staying up requires getting down.

Reel talk: Chargers rookie Justin Herbert quietly goes about business, unless it's fishing

By Shelley Smith
ESPN.com
October 12, 2020

COSTA MESA, Calif. -- By now, it's fairly clear what Los Angeles Chargers rookie quarterback Justin Herbert can do with a football. If you want to see him smile, ask him to launch it 70 yards into the waiting hands of a teammate in the end zone or sling a slant to a guy crossing the field.

But if you want to see Herbert beam -- really beam -- have him cast a line in the ocean and reel in a 22-inch halibut. Then he's just like a little kid, with a grin from ear to ear. He's certainly happy about the touchdown pass, but he's downright giddy when it comes to the halibut.

Herbert was named the Chargers' permanent starter on Thursday after impressing coach Anthony Lynn with his poise, quick thinking and production (77-of-107 passing for 931 yards, five touchdowns, three interceptions) through his first three games. Lynn also likes Herbert's patience, something he learned by throwing line after line into the pond behind Albertsons on Coburg Road in his hometown of Eugene, Oregon.

It was so much a part of Herbert's happiness routine that he formed a fishing club at his high school along with a former teammate, Ryan Phillips, whose father, Les, was one of the football coaches.

Herbert played three sports, "but people were kind of more interested in the fishing club than anything else," Les told the Daily Emerald, the University of Oregon's student newspaper, in 2016. They even made T-shirts.

Before the country shut down in March because of the coronavirus pandemic, former adversary Michael Pittman Jr. (who played for USC and is now a wide receiver with the Indianapolis Colts) and his girlfriend, Kianna Galli, took Herbert to the Huntington Beach Pier in Huntington Beach, California, where they spent an hour hooking bait while Galli filmed their YouTube TV show.

Chargers tight end Hunter Henry hasn't heard the quiet Herbert discuss his fishing prowess, though noted that "he's always got some sort of fishing glove on."

He had a "Toes to the Nose" hat -- a Laguna Beach surfer favorite -- on in February as Pittman tried to play his role as the sophisticated Cali kid to Herbert's more reserved persona. At one point he badgered the chit-chat-challenged Herbert with questions as unknowing fishermen cast lines in between guys who would go on to be the No. 6 and No. 34 picks, respectively, in the 2020 NFL draft.

"So Justin," Pittman said in his not-so-shy outside voice, "how was it winning that ROSE BOWL?"

Silence.

Pittman: "You know the Rose Bowl? When you guys beat Wisconsin, like a month ago?"

Silence.

Pittman: "And then you went to the Senior Bowl and had the MVP honors?"

Silence

Pittman: "Top-10 draft pick?"

Herbert: "WILL YOU SHUT UP?"

Pittman: "Yes, yes sir."

As loud and chatty as Pittman can be (they were taping for his YouTube channel, Michael and Kianna, which now has more than 296,000 followers) Herbert is the nearly the exact opposite -- at least in public -- and always makes sure to say the right thing

"Over the past couple of months," he said a few weeks ago, "I've come to realize that there's nothing else that I'd rather be doing. Playing football for the Chargers is something that I've dreamed about. If I go out there and do everything right, study and work hard, good things will happen."

It's part of the way he was raised, the middle child of three boys, one of whom is in school to become a doctor, the other a tight end at Oregon. They are sons of a former athlete and grandsons of another Duck.

They live a stone's throw from Autzen Stadium, where they went to as many Ducks games as possible growing up, marveling at quarterbacks such as Joey Harrington and Marcus Mariota.

Herbert was a 4.01 biology major and a teaching assistant for one of the toughest biology classes -- Bio 212, organisms -- and came back to school his senior year to finish what he set out to do when he was named the starting quarterback as a freshman in 2016: win a Rose Bowl and avenge a 4-8 freshman season.

But Herbert has never been one for small talk. Yes, he's a rookie, and rookies have to be wary. Whenever Herbert talks to the media these days, it's always honest and with a deference most aren't used to.

Herbert is already beloved in Los Angeles and by a fan base starving for a star, a process that started earlier than almost everyone expected.

Herbert was the backup quarterback in Week 1 and was expected to fill that role again in Week 2 as the Chargers prepared for their SoFi Stadium opener against the defending Super Bowl champion Kansas City Chiefs.

Suddenly, starter Tyrod Taylor was the victim of a pregame "blind" injection, causing his lung to collapse, and Herbert was thrown into the starting spotlight. It was so sudden that Lynn didn't know about Taylor's injury until after the coin flip. Herbert's mother, Holly, missed the first few plays because she was sure that her son wasn't going to see action.

Herbert barely blinked, leading the Chargers to a touchdown on his first NFL drive (which he ran in) and throwing for 311 yards and another score as L.A. took the Chiefs to overtime.

He got stronger the next week, nearly leading a come-from-behind victory over the Carolina Panthers with a final play he says "they practice every day," the hook-and-ladder that Austin Ekeler wasn't able to secure from Keenan Allen.

He improved even more in Week 4, staking his team to a 24-7 first-half lead against the Tampa Bay Buccaneers and Tom Brady. Herbert went 20-for-25 for 290 yards and three touchdown passes against the Bucs -- including 53- and 7-yarders, respectively -- before throwing a late interception to Carlton Davis as he was trying to lead the Chargers to a game-tying score.

"Despite the loss it was an awesome experience," Herbert said. "Just to be out there playing in Tampa Bay alongside my teammates, it doesn't get any better than that. Yeah, we lost, but we're going to learn from it, and I know I'm going to get better from it."

And now it's on to New Orleans to face another legend, the Saints' Drew Brees, on Monday Night Football.

Maybe the Chargers will get over the hump this time and get Herbert his first NFL win as a starter. Just don't ask him to talk too much about it.

But he did speak up after catching the halibut with Pittman, the biggest of the day.

"Gonna need some help with this one," he said to Pittman as he lay the fish on the sand.

Not that Herbert is a weakling -- just the opposite. But halibut have teeth. That's all he needs -- teeth chomping into his million-dollar fingers.

That wouldn't be good at all.

Is Justin Herbert the next Philip Rivers for Chargers? 'He doesn't play like a rookie'

By Jeff Miller
Los Angeles Times
September 8, 2020

He was asked about the Chargers' new offense this season, an offense that is expected to be more ground-bound.

Defensive end Joey Bosa did not hesitate before launching into an answer that offered a counterpoint.

"Who knows?" he said. "Maybe Herbert's going to be an absolute beast out there, throwing dimes left and right, and we could end up relying on his arm more and more throughout the year."

At this point, Bosa was reminded that Justin Herbert isn't the Chargers' current starting quarterback.

The NFL's highest-paid defensive player of all time then went on the offensive, apologizing to Tyrod Taylor and trying to laugh off a funny yet awkward moment.

Here was a normally charging defensive end, a celebrated pass-rushing machine, suddenly backedpedaling like a frantic free safety.

That's where the Chargers stand at football's most important position as the 2020 season opener approaches.

They are in full transition, from one franchise icon in Philip Rivers to potentially their next franchise icon in Herbert.

In between is Taylor, a 10th-year veteran who backed up Rivers last season and will be given the chance to lead a team many observers project as a playoff contender.

If Taylor succeeds and the Chargers win, Herbert might not play a meaningful snap all season. If Taylor and the Chargers fail, Herbert and the franchise's future could arrive sooner than scheduled.

"We're trying to develop a quarterback, but a lot of these young guys are trying to develop," coach Anthony Lynn said. "Yes, we want to win at the same time. I understand that we can't rush this process."

"It's going to come to Justin. He's an extremely hard-working young man. I like where he's at right now with his development. ... If he continues this way, then he's going to be just fine."

In April, Herbert was the sixth overall pick in the NFL draft, a lofty position that brought with it a guaranteed \$26.5-million investment and all the expectations attached to that sort of dollar figure. Soon after, he was so eager to begin his professional career that Herbert drove from his family's home in Oregon to Orange County to work with a local quarterback coach during a pandemic that, at times, threatened to shut down all of society.

He traveled a great distance to work on many things, not the least of which was something as basic as the football itself: receiving a snap from center.

In four years at Oregon, Herbert threw 1,293 passes. Every one of them originated from the shotgun formation.

Of the first 10 snaps in Herbert's first practice of his first NFL training camp, eight came from under center. Each exchange was flawless.

"He has surpassed my expectations in fundamentally acclimating to the pro game," Chargers quarterbacks coach Pep Hamilton said. "He did an excellent job over the summer of working on things that would be expected once he got here."

In college, Herbert was known for his strong arm and fleet feet. At 6 feet 6 and 236 pounds, he is one inch taller and a few pounds lighter than Cam Newton, a quarterback so large that former NFL defensive tackle Gerald McCoy once said Newton should be ruled illegal for the position.

Appearance-wise, Hamilton said Herbert reminds him of Vinny Testaverde, who is 6-5 and spent two decades as an NFL quarterback. As with Testaverde, Herbert possesses what Hamilton called "a very efficient throwing process."

"You hardly ever see Justin throw a ball that's not a tight spiral," Hamilton said. "He has the ability to attack the entire field with the arm talent that he has."

That talent will be on display at some point for Chargers fans, though no one can be certain when that point will arrive.

Rivers sat for two years before he started. Patrick Mahomes started one game as a rookie. Dak Prescott, Carson Wentz, Russell Wilson and Matt Ryan all started from the first snaps of their first seasons.

Herbert had his moments during his initial NFL training camp, hitting tight end Stephen Anderson on a streaking seam route one day and another day zipping a ball to fellow rookie Joe Reed through the slightest of windows.

"He does a heck of a job of staying in the pocket when the pressure's coming," offensive coordinator Shane Steichen said. "He hasn't flinched yet. So that's a big sign of success down the road as he continues to grow in the system and in this league."

Said defensive coordinator Gus Bradley, "He doesn't play like a rookie quarterback."

Oftentimes after practice, Herbert and fellow backup Easton Stick would remain on the field, tossing passes into nets and attempting to perfect their footwork.

These sorts of quiet moments are a long way from Sunday afternoons at SoFi Stadium but also necessary steps to get there.

For now, it's Taylor starting and Herbert waiting in a Chargers quarterback room where the present and the future must coexist.

"It's all love," Taylor said. "We're on the same team. We're trying to accomplish the same goal ... just natural competition and everyone bringing their best game. That's good for our room, good for our offense and good for our team."

Justin Herbert Finding Guidance in A Familiar Face

By Hayley Elwood
Chargers.com
August 27, 2020

Being a rookie in 2020 is virtually -- no pun intended -- uncharted territory.

Whereas training camp would usually be a checked box in their offseason program schedule, it's become the first time they've gotten to take the field as members of their newest team.

For Justin Herbert, despite having no OTAs or minicamp, he did get an opportunity to work out with some of his teammates before camp began. But in order to further his development, he also turned to someone who came before him for advice on being a pro.

That person Herbert named was former Chargers and Oregon QB, Kellen Clemens.

"One of the guys that I actually ended up talking with was Kellen Clemens who played here a couple years ago," Herbert said. "He's one of those Oregon guys that has been so helpful and is a mentor of mine and I've really looked up to him. He had some great things to offer, a bunch of advice to give, so it was really good to speak with him."

As for that advice?

"He told me your career is never going to be always uphill," Herbert reflected. "There are going to be ups and downs and at the end of the day, you need to get better. You're going to make mistakes along the way. It's not about how high it gets or how low it gets. It's always about climbing back up and doing better the next day, and never letting your past mistakes affect your future. So he really helped me with that."

As a Duck alum and Oregon native and resident, Clemens had a front row seat to Herbert's college career. Back in the spring, he discussed what the Bolts were getting in the player now donning No. 10.

"I'm excited for the Chargers because I think they're getting a really good, solid player," Clemens said. "Obviously, he's got the size, he's got the athleticism. He's obviously smart enough when you look at his GPA. I'm excited for the Chargers because I think he's going to be a good fit."

"(Herbert) just does it the right way. You're never going to read his name in the papers for something like (if he) was out at 2:00 a.m. or in the wrong place at the wrong time. You're not going to do that with him. I've got a 10-year-old son, and when he starts to ask me, 'Dad, is this guy a good role model?' I'm trying to steer him in the direction of guys he can emulate both on the field and off the field. Justin was just one of those guys. You watch him in an interview, he's well-spoken. I still am in touch with people at the university and you ask (questions like,) what type of guy he is, is he a good leader? Is he a good teammate? How is he in the community? And Justin was unanimous and checked all the boxes of all of those (questions.)"

Herbert's taken the advice Clemens gave him to heart.

With camp now in full swing, he discussed the biggest thing he's learned so far and how it's a lesson he'll keep with him as his career progresses.

"Being a good quarterback does not come down to every single little play," Herbert said. "It's much bigger than that. It's always about putting your team in a position to win. You might throw an incomplection, you might throw an interception, but it's always about coming back on the next one and putting your team back in a position and making up for it and never getting down on a bad play or negative play. But it's always about limiting those and refocusing."

Johnny Unitas, Dan Fouts and Justin Herbert's Chargers destiny

By Daniel Popper
The Athletic
August 3, 2020

In the summer of 1973, Dan Fouts was a wide-eyed 22-year-old rookie quarterback embarking on what would become a Hall of Fame career.

Earlier that year, the San Diego Chargers drafted Fouts out of Oregon in the third round, 64th overall. He joined a roster that included a 40-year-old Johnny Unitas, who, at that juncture, was unquestionably the greatest quarterback ever. The Chargers traded for Unitas after he spent the first 17 years of his career with the Baltimore Colts, for whom he threw for 39,768 yards and won three titles, including Super Bowl V.

Unitas was well past his prime in 1973. But his quarterbacking knowledge was virtually unparalleled.

And that year, Fouts found himself at a bar with Unitas, and the two chatted about football over beers.

"Just a lot of nuances of playing the position," Fouts recalled of that drinking session with Unitas in an interview with The Athletic. "About reading coverages and getting a pre-snap read. It's like in a poker game where you're looking for a tell, and you find the tell through your film study and your scouting reports, and then by watching a guy and what you might know about his background. All of that goes into where you're going to throw the damn ball."

Unitas spilled the secrets. Fouts soaked them up. He still remembers that evening nearly 50 years later.

"I had to buy a lot of beer," Fouts quipped. "But it was fun. I learned a lot."

Now Fouts is anxious to pay those lessons forward to the new face of the Chargers — a wide-eyed 22-year-old rookie quarterback, drafted out of Oregon, now ready to embark on his own NFL career.

Yes, that would be Justin Herbert.

Fouts had planned to be a part of the broadcast team for the Chargers' preseason games, but those have been canceled because of the pandemic. Fouts laments the missed time. He wants to do for Herbert what Unitas did for him, and to be the through-line from one of the game's most iconic players to the future of the organization he represented so admirably for 15 seasons.

"I was hoping to spend a lot of time with him. But that's all gone," Fouts said of Herbert. "I missed out there, and I feel bad about that, because there's a lot I want to share with him about just playing the position."

Publicly, the organization has branded 2020 as A New Era Of Chargers Football. And to some degree, that rings true. Philip Rivers, the team's starting quarterback for the past 14 seasons — and a player just as synonymous with the Chargers as Fouts — is gone, having signed with the Colts as a free agent. The Chargers are moving into a new stadium, finally cementing their transition from San Diego to Los Angeles. And now here is Herbert, with his flowing golden locks and West Coast vibes, to carry the Chargers into this self-proclaimed new era.

And yet the ties to the past are undeniable. The young man tasked with starting this next chapter in franchise history is inseparable from that history, so much so that Herbert, in many ways, has always been destined to be in this spot, with this franchise, writing this future.

Fouts was close friends with Herbert's grandfather, Rich Schwab, an Oregon legend who played receiver for the Ducks in the early 1960s. Schwab died unexpectedly in January 2018.

"Just a fucking great guy," Fouts said of Herbert's grandfather. "You say the word 'Schwabby' around Oregon, everybody knows who you're talking about."

So Fouts always had an eye on Herbert, even if he didn't officially meet him until a "couple years ago" when Herbert was at Oregon.

"Just watching Justin through the years from high school on through his years at Oregon," Fouts said, "there's been a real interest obviously and a connection there."

The connection has only deepened now that Herbert is following Fouts' footsteps even further into life and into the NFL.

"I'm a proud Duck," Fouts said. "And I'm really excited to watch Justin play."

"Mr. Fouts is an incredible person," Herbert said after the draft. "To know that he was such a great man and such a great football player, it's really cool. It's a really special opportunity."

The Chargers ties run even deeper, though.

Growing up in Eugene, Ore., Herbert and his two brothers had no NFL team to root for. So they settled on the Chargers. Herbert specifically mentioned LaDainian Tomlinson as a reason why they gravitated toward the San Diego team.

Herbert would often wear a Chargers T-shirt when he was a kid. And after Herbert was drafted, a Reddit user who claimed to have gone to elementary school with Herbert posted a photo of the new Chargers QB wearing the shirt. Herbert later confirmed it was him in the photo.

"I actually wore that shirt a lot," Herbert said in May. "Kind of funny how it worked out."

It is kind of funny, isn't it?

Or destiny, depending on your perspective.

Herbert grew up a Chargers fan.

In an elementary school worksheet, Herbert predicted he would be playing professional football in Los Angeles.

Herbert went to Oregon, same as Fouts, the Chargers' first homegrown Hall of Fame quarterback.

And same as Fouts, Herbert got drafted by the Chargers at age 22.

It all seems meant to be.

The last link to complete the full circle is that conversation with Fouts — for the Chargers wisdom of yesteryear to find a new home in the mind of the team's bright future.

"There's a lot that I have to share, and I'm anxious to do that," Fouts said. "At some point, I will."

Justin Herbert's journey from Oregon to NFL has SoCal roots

*By Jeff Miller
Los Angeles Times
April 24, 2020*

With the sixth pick in the 2020 NFL draft, the Chargers selected Justin Herbert.

Or was he the one who selected them?

"This is the greatest thing that could have happened," Herbert's father, Mark, said. "It's perfect for Justin. I don't know that I've ever seen him as excited, as focused, as ready as he is now. We couldn't have handpicked anything better."

Shortly after the Chargers drafted the former Oregon standout Thursday, a photo surfaced on the internet of Herbert as a child wearing a Chargers T-shirt. That's just the beginning.

Growing up in Eugene, Ore., where there is no NFL team, Justin and brothers Mitchell and Patrick were Chargers fans. Each had a jersey. There was a David Boston, a Drew Brees and a LaDainian Tomlinson.

There are family roots in Southern California, one grandfather being from San Diego and the other from Fullerton. One set of great-grandparents was from Orange County.

The family has vacationed here plenty and visited more often.

"Justin would go to the moon to play," Mark said. "He didn't care. But, if you did have a say, this just made so much sense."

After a pause, the father added: "I don't want this to be corny. But, you know, the story does sound kind of corny."

That's just how things are today for this newest Charger, a small-town kid and multi-sport prep star who grew up close enough to Autzen Stadium to practically hear the roars and eventually caused those roars himself as Oregon's quarterback.

Being drafted into the NFL might be as big a dream as playing in the league, the made-for-television production poignantly capturing the Herbert family and all their emotions when the Chargers — their Chargers — called.

It was a very real version of fantasy football.

"I'm just so happy for the family," said Lane Johnson, Herbert's high school football coach. "I'm telling you, this Herbert family is off the charts. They're as humble and kind as you can get."

Sheldon High was where Herbert, in the months leading up to his senior season, began to emerge as a quarterback.

He already had been an ace pitcher on the state-title-winning baseball team and soon enough would be averaging a double-double on the basketball court.

But his football prowess had been delayed, especially after Herbert broke his leg early in his junior season.

He had the talent and the arm, Herbert whistling passes with the sort of zip that, later in college, would result in teammates complaining about their palms smarting.

But it wasn't until after the broken leg, after a few months without football, that Herbert began to realize what he really wanted.

Johnson, a math teacher at the time, remembers Herbert coming to his room regularly to share disappointments he was feeling.

"It was still really emotional for him," Johnson said. "He felt like — and this is typical Justin Herbert — he let the team down when he got hurt. I told him, 'Justin, you got hurt. You didn't get kicked off the team for smoking dope.'"

"I think he just needed to grow up a little bit and he certainly did. He used to tell me, 'Coach, I like those other sports, but I love football.' That was a big factor, him being injured and the game being taken away from him."

Herbert's only scholarship offer was from Nevada before Oregon became interested. One day in October of his senior season, the Ducks offered and Herbert committed that night.

There was no place he wanted to go other than Oregon, where Herbert's grandfather Rich Schwab had played.

As kids, he and his brothers discovered the Ducks from Section 12 of Autzen Stadium, Rows 32 and 33 — the location of Schwab's four season tickets.

But when he arrived on campus as a Duck, Herbert was buried on the depth chart. Wanting to play his senior baseball season at Sheldon, he wasn't an early enrollee.

But he hardly was unprepared for the chance. Despite his limited time around the football program, Herbert's grasp of the playbook was so thorough that he was able to take over as starter midway through his freshman season.

This is a student-athlete who, while earning his degree, was a three-time Academic All-America first teamer and received A's in every class but one. Without football, Herbert probably would be bound for medical school.

He is an admitted perfectionist, Oregon coach Mario Cristobal calling Herbert "a detailed machine." His handwriting is said to be strikingly precise. Cristobal joked that Herbert's note-taking appears to be "laser printed."

But, in his first shot as a college quarterback, he and the Ducks fell woefully short of perfection, going 4-8 and hearing boos in their home stadium.

"It wasn't the Oregon football I was used to," Herbert said, before noting that he went through three head coaches and three offenses with the Ducks. "We fought through and dealt with adversity."

By his senior season, Oregon was going 12-2 and winning the Pac-12 and the Rose Bowl, a championship secured when Herbert overcame a so-so passing day to rush for three touchdowns and earn MVP honors.

Throughout his time at Oregon, he even managed to answer doubts about his leadership ability, doubts that resurfaced again during the pre-draft process and continue as a discussion point.

This despite Herbert winning the William V. Campbell Trophy — which recognizes academic success, football performance and exemplary leadership — in December.

Willie Taggart, Herbert's second coach at Oregon, was among those who publicly prodded him to become a more obvious, more vocal leader. One of his closest friends among the Ducks, center Jake Hanson, once called Herbert "the shiest dude I've ever met."

As for the Chargers, general manager Tom Telesco expressed zero concerns about Herbert's leadership, instead praising the resolve he routinely displayed in leading Oregon back from 4-8 and the Autzen boos.

"No matter what your personality is, you can lead," Telesco said. "We've seen him lead. I've seen him lead on the field with my own eyes. Our scouts have seen him lead."

So, when will Herbert have a chance to lead the Chargers? Veteran Tyrod Taylor is the projected Week 1 starter for 2020, with Herbert expected to be groomed as his eventual replacement and possible long-term franchise quarterback.

In the meantime, this somewhat corny sounding story will be allowed to continue. Because of the COVID-19 restrictions, all five Herberts shared Justin's selection together at the family's home in Eugene.

There was no trip to Las Vegas, no loud NFL-sponsored draft party right off the Strip. There was only a quarterback with his parents and two brothers, watching his dream unfold in the most vivid colors possible.

When Herbert's phone buzzed Thursday, he glanced down to notice Telesco's name. One brother, Mitchell, grabbed his arm as his father noticed the caller ID too.

"You go back to getting married, having three boys ... wow, this might be right up there," Mark said. "Winning a Rose Bowl is awesome. Pac-12 championships and state champions, those are great. But this is something else."

"This is an incredible situation, and it's not lost on us or him. I'm just so excited for him because of this opportunity. Hope and opportunity, if you've got those, you're going to be OK."

KJ HILL JR.

Receiver K.J. Hill gets chance to catch Chargers' eyes as rookies report to camp

By Jeff Miller
Los Angeles Times
July 21, 2020

He prides himself on his route-running. K.J. Hill calls the skill “the biggest thing in my game.”

That ability will be tested immediately as the rookie wide receiver attempts to navigate a less-than-traditional route to the start of an NFL career.

First, he had to wait until the third day, the seventh round and the 220th overall pick in April for the Chargers to draft him.

There were 33 receivers selected before Hill, and that's not counting Antonio Gibson, who mostly played wide receiver at Memphis but was drafted by Washington to be primarily a running back.

“It was really hard, seeing other receivers go before you,” Hill said. “But I got my name called, and that's the most important thing.”

Now, Hill is part of a first-year class of players facing the most uphill, against-the-wind challenge to survive in the NFL. Because of the COVID-19 pandemic, rookies across the league missed an offseason of critical on-field work. Rookies report to training camp Tuesday, with veterans scheduled to arrive on July 28.

In the spring, the Chargers recruited Austin Ekeler, their No. 1 running back and one of the NFL's top underdog stories, to address the rookies about the importance of mastering the playbook.

“If you're a great athlete and you can do amazing things, that's great,” Ekeler said. “But if you can't be trusted on the field to protect the team, the ball, you're not going to see much playing time.” In 2017, Ekeler made the Chargers late in the preseason as an undrafted long shot out of tiny Western State in Colorado. He didn't clinch a roster spot until the fourth exhibition.

The expectation is that at least two preseason games will be eliminated this year as a further concession to the coronavirus. Those lost snaps will affect the rookies, as well as others.

“I hate to say it, but I think you kind of saw it with Melvin last year,” Ekeler said, referring to former Chargers running back Melvin Gordon, who held out into late September and then struggled upon returning. “He sat out and he just missed so much time, and that time is so valuable.”

Hill joins the Chargers as the all-time receptions leader at Ohio State, an impressive achievement, certainly, but one that was possible because he decided it was better to return for a fourth college season rather than jump early to the NFL.

Despite his production with the Buckeyes, Hill was buried in one of the deepest wide receiver draft classes in recent memory. His 4.6-second speed in the 40-yard dash was an oft-repeated knock.

“He's super smart and instinctive and has a great feel for how to get open, which a lot of inside receivers need to have,” Chargers general manager Tom Telesco said. “Excellent hands.”

Before Hill was drafted, Las Vegas and Philadelphia each took three wide receivers, and seven other teams selected two players at the position. Even the Chargers picked up Virginia receiver Joe Reed two rounds before adding Hill.

In fact, he was no better than the third wide receiver named K.J. to be taken, coming after KJ Hamler (second round, Denver) and K.J. Osborn (fifth round, Minnesota).

Still, the Chargers were encouraged by what they were able to add, particularly so late in the draft.

“He's a very crafty route-runner,” offensive coordinator Shane Steichen said. “You can get matchups inside with him on linebackers. I mean, he was the all-time leading receiver in Ohio State history and that says a lot.”

The Chargers, a team generally recognized as possessing a depth of talent, are in need of a receiver they can trust after Keenan Allen and Mike Williams, both of whom topped 1,000 yards in 2019.

The wideout with the third-most catches last year was Dontrelle Inman, who had only eight and appeared in just four games before finishing the season in Indianapolis. Other than Allen and Williams, no Chargers wide receiver reached the end zone.

Hill has a chance to establish himself as the team's third option at the position — an accomplished route-runner trying to find a path that this year keeps winding.

“We had him on our board as a playmaker,” coach Anthony Lynn said. “He's had a lot of production. He didn't run extremely fast, but I like the fact that he plays fast. All he does is make plays when he's on the football field.”

‘I ain't going to forget’ — 33 receivers will fuel Chargers rookie K.J. Hill

By Daniel Popper
The Athletic
May 22, 2020

A month ago, the number 33 meant nothing to K.J. Hill.

Now?

“That's a number I ain't going to forget,” he said.

The pain is evident in Hill's voice — not the type of pain that overtakes a man and keeps him down, but the type of pain that festers just long enough to turn into anger, then to motivation.

This pain can lift someone to places they never imagined.

A month ago, Hill, like hundreds of other college football players, was preparing to hear his name called in the NFL Draft. The receiver finished his career with the most catches in Ohio State history, 201, more than David Boston and Hall of Famer Cris Carter, a mentor of his.

Hill was overshadowed in one of the deepest and most talented wide receiver classes in recent memory. He was not the biggest, strongest or fastest in the group. Far from it. But his college production, reliable hands and knack for getting open led to relatively favorable projections from draft prognosticators. Dane Brugler of The Athletic had him pegged as a third-round pick with potential as a starting possession slot receiver.

The third round came and went, though, and Hill did not get a call. A day later, the fourth round passed, too. Then the fifth. Then the sixth.

It wasn't that teams didn't want receivers. They were picking them in droves.

They just didn't want Hill.

Finally, the Chargers selected Hill with the 220th pick in the seventh round.

“I was the 34th-picked receiver,” Hill said.

In a matter of days, the number 33 took on a massive role in Hill's life.

The league thinks there are 33 rookie receivers better than Hill.

He begs to differ.

“A lot of people skipped on me. A lot of people doubted me,” Hill said. “I'm not fast enough. My hands are not big enough. They want to blow up my attributes. They was questioning it.”

“All I can do is go out there and prove them wrong.”

One of those 33 receivers will be in the same room with him this coming season. The Chargers took Virginia wide receiver Joe Reed in the fifth round. He was the 18th receiver taken.

Reed is on the list.

“I felt it watching the draft,” Hill said of his disappointment. “Every receiver that got picked before me, watching it, seeing it happen. I'm just taking that as fuel and putting that in the back of my head and remembering it every time I'm on the field, and remembering where I got picked and the guys that got picked before me.”

Hill was already motivated by his family and his city, Little Rock, Ark., where he grew up and is staying during quarantine.

“My family always took care of me, made sacrifices and kept me on the right path,” he said.

“A lot of people don't make it from Arkansas,” Hill added. “A lot of people don't make it from Little Rock, especially. So just having the whole town behind me, the whole city behind me, it means a lot. Growing up here, there have been challenges I've had to face. But I feel like those challenges got me to the point where I was able to be drafted. I give a lot of credit to my city.”

Hill's Instagram bio is as simple as they come.

“Little Rock 501,” it reads, referencing his hometown area code, another important number in his life.

"It's rough here," Hill said. "Growing up with people that went down the wrong path. My friends went down the wrong path, and I stayed on the right path. Seeing people struggle. But it just gave me that hunger to make it out."

He didn't need more fuel. But NFL teams delivered it to him, 33 gallons worth.

"A team gave me a chance, and that was the Chargers," Hill said. "They believed in me and drafted me. All I can do is take advantage of the opportunity and make the most of it and prove the doubters wrong."

There were famously six quarterbacks drafted ahead of Tom Brady in the 2000 draft. They became known as the Brady 6.

Brady had it easy, though. He only needed to remember six names.

Hill has to memorize 33.

That's a lot.

"I know," Hill conceded. "But I'll remember that number 33."

RAYSHAWN JENKINS

Chargers like idea of moving safety Rayshawn Jenkins all over the field

*By Jeff Miller
Los Angeles Times
August 20, 2020*

He finally emerged last year, Rayshawn Jenkins becoming the Chargers' starting free safety in his third NFL season.

Coach Anthony Lynn credited Jenkins for playing at an "elite" level at one point and then, on a recent podcast, said Jenkins finished the season among the league's top five at the position.

A fourth-round pick out of Miami in 2017, Jenkins promised Thursday that he isn't done climbing.

"I haven't hit my ceiling yet," he said. "I'm still going up."

To aid in his continued ascension, Jenkins said he spent the offseason adjusting his diet, and eliminating fried foods, pasta and rice. He said he dropped his body fat percentage into single digits.

Not that it was easy, particularly for someone born and raised in Florida.

"I'm a Southern guy," Jenkins said. "So, any time you threw some rice with gravy in front of my face, it was over with. That was going down."

Defensive coordinator Gus Bradley has suggested the Chargers could increase Jenkins' responsibilities this season, positioning him at times closer to the line of scrimmage in part to take advantage of his skill set.

Bradley said the adjustment, which would happen only in certain sub packages, also would allow Jenkins to combat the repetitive nature of backpedaling on every snap.

"The biggest battle he has to fight back there is getting bored, just doing the same thing over and over again," Bradley said. "It can get monotonous. We're trying to do some different things with him just to keep him on edge."

Said Jenkins: "It can get, I wouldn't say boring sometimes, but boring sometimes. At the end of the day, you can't get bored with it because you got some elite players in this league ..."

"I'm excited about it, just getting to move out of the post, that stationary post position. I should be able to show more of my ability. It will be cool to see how it evolves."

TYRON JOHNSON

Chargers WR Tyron Johnson, ex-Warren Easton standout, returns to Superdome after dazzling NFL debut

*By Rod Walker
The Times-Picayune (New Orleans, La.)
October 9, 2020*

It was just the fourth play of the game.

But for Los Angeles Chargers receiver Tyron Johnson, it was so much more than that.

It was the first play of his NFL career.

When you spent the previous year bouncing around from one practice squad to another, moments like this mean everything.

Especially for a kid who grew up in the Callopie Projects of New Orleans, where many didn't make it out to even get these chances.

And you just never know when or if the opportunity will come again.

So Johnson made the most of his on Sunday, when he lined up on the right side of the formation and darted right up the middle of the field past the Tampa Bay Buccaneers' secondary to haul in a perfectly thrown Justin Herbert strike for a 53-yard touchdown on his very first NFL reception.

"I waited all my life for that moment," Johnson said. "That's crazy. The route I took and the hard work I had to put in, it was an unbelievable feeling."

It was Johnson's only reception of the day, coming about 24 hours after Chargers' general manager Tom Telesco pulled him to the side and told him he was going to be on the active roster. He'll be active again Monday night, Chargers coach Anthony Lynn said Friday.

"He's come a long way since he arrived here last year," Lynn said. "We just had a real honest conversation that a young man with his size and speed and skill set should not be bouncing around this league. He took it to heart. He's done some things in practice that really impressed. As soon as I got a chance to bring him up, I wanted to, and he produced."

As special as that first game was for Johnson, it likely won't compare to the second one.

The Chargers come to New Orleans on Monday night to play the Saints in the Mercedes-Benz Superdome, just a five-minute drive from Warren Easton High School where Johnson starred.

Johnson played his last high school game in the Dome in 2014, leading Easton to the state championship game for the first time since 1958. Easton lost that game to Neville, but that game and season helped lay the foundation for a school that has become a football powerhouse.

"I remember not holding up that trophy that day," Johnson said, "but I remember a lot of kids on our team signing to go to college. Then more kids after us started signing. That's the upside. Now Easton is pumping out D-I players. That doesn't happen if that team doesn't happen. To have been a part of that is special."

Johnson's long-winding football journey was just beginning. He was rated by some as the best wide receiver in the country when he signed with LSU. He played one season for the Tigers in Les Miles' run-heavy offense before transferring to Oklahoma State. His first reception at Oklahoma State, just like his first one in the NFL, went for a touchdown.

"It was just knowing where it was headed as far as them passing the ball," Johnson said about leaving LSU. "I felt like I couldn't waste my years, so I went to Oklahoma State. It worked out for me. I didn't put up the numbers at Oklahoma State I'm capable of putting up, and that wasn't in my control. But I just controlled what I could control. If I couldn't control it, I didn't stress myself about it. I could control my attitude. I could control my grades. Being on time. How hard I practiced. How I worked. Everything else like me getting targets, I couldn't focus on that. That's when I grew and really knew I could play. My numbers don't reflect the way I play, but I knew I could play. So let's bet on myself."

He did. With a year of eligibility left, Johnson opted to turn pro in 2019. But he didn't hear his name called in last year's draft.

He wasn't discouraged.

Adversity, you see, is nothing new to Johnson.

Johnson was in the eighth grade in 2010 when his big brother, Elie Billy, was killed, the victim of another senseless act of violence in New Orleans.

He knows big brother would be proud of how far he's come. So Johnson is just as thankful now as he was in his senior year of high school, when he had this to say about the people who helped keep him focused and on the right track.

"I'm very thankful," he said. "You know in New Orleans, you can be here one minute and gone the next. Especially when you look at what I went through."

So if he made it through losing a brother, he surely wasn't going to be discouraged by not getting drafted. The people close to him wouldn't let him anyway.

"He knew he could play," said his father, Tyrone Johnson. "I just told him to be patient and keep working. Your time is going to come."

Johnson signed as an undrafted free agent with the Houston Texans after the 2019 draft but was waived in August of that year. He then signed to the Buffalo Bills practice squad and lasted two weeks before heading back to the Texans for just two days. From there, he signed with the Carolina Panthers' practice squad, another stint that lasted just two weeks. Then he went almost two months without a team. He flew around for workouts with the Browns, Titans and Raiders to no avail.

On a trip to Denver to work out for the Broncos, he got a call from the Chargers saying they wanted to sign him.

He has been with them ever since.

"It was really just about staying positive," Johnson said. "I just tried to do stuff different and learn from the teams I was on and try not to make the same mistakes. Just learning the playbook and just staying at it. The Chargers were the first team that really gave me a shot. I was just on all those other teams, but I felt like I never had a shot on them. But now this is a team where I have a lot of opportunity."

His first real opportunity came Sunday.

His second will come in his hometown with the nation watching.

"That's an amazing feeling to be back home for a Monday night game," Johnson said. "That's something you dreamed of as a kid."

JOSHUA KELLEY

The persistent phone calls that saved Joshua Kelley's football career

*By Daniel Popper
The Athletic
May 14, 2020*

People told Joshua Kelley he was crazy. They warned him, said he was making a colossal mistake and doubted his skill, his conviction, his plan.

Really, it's hard to blame them. But they didn't know. They didn't see his vision. They didn't believe. They didn't understand or grasp the determination inside him that burned like a flame.

It was early 2017. Kelley had just finished his sophomore season as a running back at UC Davis, where he had a full scholarship. The Aggies, an FCS program, were undergoing a regime change, with new head coach Dan Hawkins taking over.

Kelley had his sights on greater heights. This was his moment.

"I've always had this internal drive, this competitive desire," Kelley said in a phone interview last week. "I always wanted to be playing among the Power 5 conferences."

Kelley was a two-star recruit coming out of Eastside High School in Lancaster, California. UC Davis was his only offer. If he didn't try to make the jump now, he never would.

So he did the unthinkable: He gave up his full ride and stepped into this new chapter, one full of blank pages.

"I just threw myself into this unknown," Kelley said.

The only problem? He had zero interest from any Power 5 programs. The situation was an unknown because he, largely, was an unknown.

"I wasn't a player who had a lot of hype," Kelley said.

So he had to create his own.

He looked up the phone number for UCLA running backs coach DeShaun Foster, a six-year NFL veteran, and called him.

Every day. For weeks.

This is what you need to understand about Josh Kelley.

"He's not going to be denied," Foster said.

In life. And on the football field.

"I called him Monday through Friday," Kelley recalled, chuckling, as he often does. "The five business days of the week, I was calling him. Some days he would answer. Some days he wouldn't. But he knew who I was. He got a clue because of the consistent times: 'Ah, this kid's calling again.'"

It wasn't just Foster who started identifying Kelley.

"The people in the office, the front-desk girls, they got to know his voice," Foster said. "So it was like, 'Josh Kelley for Coach Foster!'"

The conversations went about the same each day.

Kelley: "Coach, anything change? I want to walk on. Is there anything I can do?"

Foster: "I got nothing for you today."

Click.

Wait 24 hours. Do it all over again.

"He would message me on Twitter," Foster said. "He was calling the football office, and then we would call my personal office, too. So it was just how persistent he was about it."

Kelley, meanwhile, started questioning the path he chose — in between phone calls, of course.

"I was just sitting there like, 'Man, did I make the right decision?'" Kelley said. "You do doubt some things."

Kelley leaned on his mother, Jacqueline, during this time. She raised Kelley and his brother, Daniel, as a single parent. Kelley said he learned "discipline, hard work and accountability" from his mom, and this was one of those teaching moments.

"People were telling me, 'You're crazy. It's not something you should do. It's not smart,'" Kelley said. "But she supported me. She didn't tell me those things. She said, 'If this is really what you want to do, make sure you pray about it, put your faith in God, and go after it. You can't just dip your toe in there.' I had her."

So he persevered.

"The only other time I was getting recruited was when I was coming out of high school," Foster said. "And that's basically what Josh was doing. He was recruiting me, because Josh was calling every day."

Eventually Foster invited Kelley to a tryout camp over the summer.

"He just came out there and performed," Foster said. "The rest is history."

Kelley walked onto the UCLA squad, then coached by Jim Mora, but was forced to sit out in 2017 because of transfer rules.

He spent that season as the scout-team running back in practice.

Foster took notice.

"That's when you saw, 'OK, Josh is probably the best running back in our program right now,'" Foster said. "He sat that season, and then ran off two years of 1,000 yards."

Kelley rushed for 1,243 yards in his debut season of 2018 for the Bruins, including 289 yards and two touchdowns in an upset win over USC at the Rose Bowl. He followed that up with 1,060 yards and 12 touchdowns as a senior.

Then he heard his name called in the fourth round of April's NFL Draft, pick No. 112 to the Chargers.

Kelley was born in Inglewood, where the Chargers' new stadium soon will open. He moved to Lancaster when he was 4 years old, but made frequent trips to Venice to see his extended family. He's an L.A. kid through and through.

If circumstances allow it, Jacqueline will be in the stands at SoFi Stadium to watch him play this season.

"I'm so juiced about it," Kelley said.

Foster will be there, too.

"The one thing Josh has is consistency," Foster said. "He's going to be the same guy every day. That's huge in the NFL because you're always on display. That's one thing that he's going to do. He's going to show up every day."

Or call you every day.

Whatever is necessary.

TY LONG

Ty Long's Leadership Has the Attention of Teammates, Coaches

By Chris Hayre
Chargers.com
October 2, 2020

Ty Long was kicking and punting for the BC Lions of the CFL in 2018 – a long way from Los Angeles.

A scouting trip to Canada by general manager Tom Telesco led to Long joining the Chargers. He's quickly become one of the best punters in the league, with a booming kickoff leg to boot.

But it's Long's combination of toughness and leadership – both on and off the field – that prompted his teammates to vote him as a 2020 team captain.

"Ty's a leader," head coach Anthony Lynn said. "And guys will follow Ty. He will hold people accountable and that is unusual for a punter."

Long has been at the forefront of the social justice conversation within the team. When the Chargers cancelled their scrimmage at SoFi Stadium on Aug. 27, Long spoke to NFL Network alongside running back Justin Jackson about what he believes needs to change in society.

"We need less followers and more leaders," he said. "It's time to step up. When you know something's wrong, let's point it out and be better."

Since that day, Long said he's in weekly meetings with Lynn and several of his teammates to discuss how they can enact positive change. He's also doing his part to enhance the lives of children with special needs.

For every punt that's downed inside the 20-yard line this season, Long is pledging \$50 to Special Olympics.

KENNETH MURRAY JR.

Kenneth Murray is more than just the 'next man up' for the Chargers

By LZ Granderson
Los Angeles Times
October 23, 2020

"Next man up" is a common phrase heard around the NFL but for a Chargers squad that finished last season with the third most injuries in the league, it's damn near the team slogan. Unfortunately for coach Anthony Lynn, this season started with more of the same as another preseason injury to a key player forced him to lean on a rookie more than expected.

But so far, the kid has risen to the challenge and, no, I'm not talking about quarterback sensation Justin Herbert.

I'm referring to linebacker Kenneth Murray, who is shouldering more than originally planned because of the season-ending knee injury to defensive star Derwin James. And just as fellow first-round pick Herbert has given fans hope for the future, Murray also has shown promising flashes.

"My main focus is to get better every week and as long as I keep doing that, I think I can reach the goals I have for myself and the goals we have as a team," said Murray, the Chargers' second-leading tackler. "It was a blessing [knowing the Chargers traded up to draft him]."

"I didn't really communicate a lot with them during the draft process, so when I got that phone call it was definitely a bit of a surprise. But it's one I was so grateful for knowing they believe in me that much. I owe them my all ... to go out there and play elite defense and be that guy in the middle."

Lynn credited Murray for his ability "to pick up all of the little integral parts of the defense and being able to stand in front of the group and call the play" despite a lack of a preseason.

"We ask a lot of our linebackers ... he has a lot on his plate but I like the way he handles that," Lynn said, adding the enthusiastic Murray occasionally beats him to the facility in the morning. "He hasn't been as impactful as his skill set may say he would have been, but he's just touching the surface right now. And despite being all of that he's still the second-leading tackler on the team. He's going to be an outstanding player."

With four consecutive losses — all by a single score, including two in overtime — this off week could not have come at a better time for Lynn and company, especially mentally. The disappointment of blowing back-to-back 17-point leads to future Hall of Famers Tom Brady and Drew Brees can be taxing. And then there's the heartbreaker against Kansas City, a game they didn't trail in until Harrison Butker's game-winning 58-yard field goal with 1:55 remaining in overtime. Even for someone as optimistic as Murray, a string of those kind of losses can follow you long after the final whistle.

"We came in there with a really good game plan," he said about the matchup against the champs. "We had the right mentality. We just got to be able to get that win late in the fourth quarter. It was good to go out there and compete against those guys, but we're definitely not satisfied with just competing. We want to win those games."

Lynn agrees.

"It's frustrating because we knew this stretch was going to be a little rough, but I do believe we should at least get two out of three," he said. "So I spend a lot of time self-scouting, looking at us and what we can do differently."

"And [Murray] is one of those players we're looking at to help get us over the hump."

That's a lot of pressure. But as the saying goes, pressure will either grind you into dust or turn you into a diamond, and for Murray — more often than not — it's been the latter.

For example in July 2019, while driving home from church one night, he came across a woman who was lying on the sidewalk unconscious, not breathing and bleeding from the head. A friend of the woman arrived shortly before Murray did and was desperately trying to wake her up. That's when Murray, who had received CPR training at church, sprung into action. He was able to revive her. And then as with any unassuming hero, he left once paramedics arrived.

"I thought I got away without anyone seeing me," he said. "Three days later I was sitting at my locker after practice and our media relations guy came up to me after practice and asked if I had given anyone CPR lately. It just so happens a kid from the student newspaper was driving by while all of it was going on."

It wasn't just one budding journalist, but a car full from the OU Daily. They were driving home from dinner and stumbled upon the scene.

"Our design editor immediately spots Kenneth's girlfriend, which makes me think that means Kenneth is around too," according to Caleb McCourry, the paper's sports editor. "Sure enough [Kenneth] was performing CPR on an unconscious woman. I knew it was him right away. Hard to miss a varsity linebacker of his size."

"He just took off when the lady was put in an ambulance and OK. He's a real humble guy and didn't want anyone seeing him there. This was right outside the Duck Pond parking lot next to Gaylord Stadium."

Being there for others is something his parents — father a pastor, mother a retired police officer — instilled in him early. His three adopted siblings are all special needs and he was relied upon for help.

"It definitely makes you grow up fast," he said. "That turned out to be a good thing because you have to be a mature player in order to be someone the coaching staff and your teammates can depend on."

And as far as having a mother who was in law enforcement during this unique time in American sports ...

"There are good cops out there, but there are also bad cops out there," he said. "That's one of the biggest things I've seen from having my mom be a police officer. In fact, she struggles with it herself and she gets angry when she sees some of the things police officers do that are not right."

"I'm a guy who stands for what is right and stands against what is wrong. I'm going to fight against social injustice and join with my brothers and sisters around the country in the fight for equality."

Considering he's still about a month away from turning 22, Murray is similar in age to many grass-roots leaders I spoke with who are organizing protests around the city. So it makes sense he would care about these issues as passionately as he does.

Just as his impact on the team makes sense.

The Chargers moved up 14 spots to get him. NFL draft expert Mel Kiper listed him as one of his instant impact players after the draft, following a career at Oklahoma where he collected 335 tackles and nine sacks in three seasons. Now the Missouri City, Texas, native hopes to continue that success for a team that is high on moral victories but only has one actual one.

"When I first came in, [James] kind of took me under his wing and let me know different things about the team and how to be a great player," he said. "So when he got hurt that was definitely a blow. He's a difference maker. But you always know [getting hurt] is part of the game. So, it's next man up."

Yes it is, Kenneth ... yes it is.

Kenneth Murray Jr., 'glossy' legs and all, is the Chargers' new man in the middle

*By Jeff Miller
Los Angeles Times
September 9, 2020*

The Chargers enter the 2020 season deep at linebacker. Deep, and descriptive.

Though official NFL records are sketchy regarding such matters, this is believed to be the only team in training camp that featured one linebacker referring to another linebacker as "glossy."

That's the word Drue Tranquill said he used with teammate Derwin James in a conversation about Kenneth Murray Jr.

"This guy looks like he could be a bodybuilder with those legs, huh?" Tranquill said he told James during a walk-through. "Just all glossy, man, those things are massive, like redwood trees."

Murray made a first impression a memorable one for the Chargers, the team that in April traded into the first round to draft the former Oklahoma linebacker 23rd overall.

Back in the spring, he promised to bring size and speed to a defense trending toward younger contributors and more athleticism. And that's precisely what Murray — all 6 feet 2, 241 pounds of him — delivered when summer arrived.

"I've seen potential of a great player," defensive end Melvin Ingram said. "He's got instincts. He's physical. He can run. He's going to be a special player in this league, in due time."

Murray amassed 335 tackles — 37 of them for lost yardage — in three years at Oklahoma. He built his game and his name on being able to run from one sideline to the other in pursuit of the football.

The Chargers were so excited to have the opportunity to add Murray that coach Anthony Lynn's voice was audibly heightened during a session with reporters on the first night of the draft.

"He's definitely going to be a physical presence out there," defensive coordinator Gus Bradley said. "He's a run-and-hit guy. Things come natural to him. He understands leverage. The speed of the game ... I think he's adjusting well to that. He's progressing nicely."

Murray was with the No. 1 defense in late August when the Chargers staged their main full-team scrimmage. He started in place of returning veteran Denzel Perryman, who was dealing with a physical issue.

Regardless of how he gets on the field, Murray figures to play plenty as the franchise's most anticipated defensive rookie since James, who emerged in 2018 to become an All-Pro and one of the game's most versatile safeties.

"Things come pretty easy to him," Bradley said of Murray. "If he makes a mistake, he understands that pretty quickly, what he did wrong and what he needs to do to fix it."

The Chargers have become known for building positional versatility on defense, from linemen who can play inside and outside to cornerbacks who can line up on the perimeter or in the slot.

But with Murray, they decided to have him concentrate on middle linebacker during his first NFL training camp, as several fellow linebackers shuffled around.

The idea was to allow Murray to attempt to master one position, and also putting him in a spot where he could most influence the game.

"I think it's smart on their part to just allow me to focus on one position ... " Murray said. "I feel myself playing extremely fast. I think there's definitely a level I can get up to even more. I'm focused on getting to that point."

Turns out, the spot Murray can have his greatest impact — not surprisingly — is directly in the middle of the field, the middle of the defense, the middle of everything.

Bradley explained that starting Murray there permits him to run either right or left, based on what he reads up front. He can first use his speed and then his size to disrupt the offense.

"It appears that he has both," Bradley said. "Now, it's just putting it together and recognizing things."

As a middle linebacker, Murray also often will be responsible for calling signals on the field. The assignment asks for a maturity some rookies might not possess. But Murray is the sort of rookie who took part of the first money he earned as a professional to buy his parents a house.

"You got to be mature because ... you run the huddle, you run the defense really," Ingram said. "You get us lined up. You tell us what the call is. So you have to be mature."

Said Lynn: "I have no problem with him and his maturity and handling that role. He definitely has a presence. He's been a captain. He's been a leader his whole life."

Murray certainly has the body of a grownup and the game to match. His addition is one reason Bradley called this group of linebackers "the strongest" he has had in his four seasons with the Chargers.

In recent years, injuries have decimated the group, particularly in 2018 when Bradley was forced to rely heavily on defensive backs, often employing seven at once.

That shouldn't be an issue in 2020, thanks in part to Murray, who dealt with a minor injury in training camp but appears healthy now after missing some time.

"I hate being out," he said. "I hate being away from the guys. I feel out of place when I'm not in the game. Not being able to participate and standing in the back ... It hurts me. It hurts me because I'm all ball."

'It drove me' — How Kenneth Murray turned his bold prediction into reality

*By Daniel Popper
The Athletic
August 7, 2020*

On Jan. 10, 2017, Kenneth Murray tweeted a bold proclamation.

At the time, Murray was a three-star linebacker recruit who had committed to Oklahoma a few months prior. Bob Stoops' coaching staff, including Tim Kish, the inside linebackers coach who recruited Murray out of Houston, knew Murray had significant potential. But he was raw. He had plenty of work to do to simply earn a starting job in Norman. Reaching the NFL? As a first-round pick? No one was predicting that kind of leap this early.

Except for Murray, that is.

People learn quickly when they spend time with him.

"He's very strong-minded," Kish said this week in a phone interview with The Athletic. "He's very strong-willed."

A little more than three years after that tweet, Murray's prophecy came true. The Chargers traded back into the first round in April to draft Murray 23rd overall.

Murray's only mistake was the position he forecasted. The Oklahoma staff saw pass-rushing potential in Murray, but they felt like playing him at the line of scrimmage would detract from his greatest attribute: his relentless and violent pursuit of the football.

"You don't want to slow a guy down who has that type of mentality," Kish said.

When NFL commissioner Roger Goodell announced Murray's name during the virtual draft, he became the first Oklahoma linebacker to be drafted in the first round since Jackie Shipp in 1984.

That's an interesting nugget in its own right. But the more telling aspect is that Murray not only knew who Shipp was but also used Shipp's place in OU history as motivation during this college career — motivation to make his 2017 tweet become a reality.

"It drove me every day," Murray said the night he was drafted. "I wanted to be that guy to get OU back on the map defensively."

Shipp and Murray have never met, but they are inextricably linked. Shipp coached the defensive line at Oklahoma from 1999 to 2012. He groomed Gerald McCoy, who, before Murray, was the last OU defensive player to be drafted in the first round, in 2010.

"It would be more of a spiritual connection," Shipp, who now coaches at Nevada, said of Murray in a phone interview with The Athletic. "But he played at Oklahoma. So that's a brotherhood right there."

Murray has never tempered his hopes. He has always gazed farther than other players, dreamed bigger and expected more.

Kish remembers the first time he met with Murray, before the 2017 season when Murray was a freshman who had yet to play a collegiate down.

"He came in with very lofty goals," Kish said with a laugh. "He wanted to be first-team All-Big 12. He wanted to be an All-American. And he did mention the fact that he wanted to play in the NFL."

"I smiled and I said, 'Well, we got a lot of work to do,'" Kish added. "But I never, ever want anybody to shortchange their goals. He was all about football. He loved the game."

Pretty much every Division I player has those goals and wants to reach the pinnacle of the sport. But to say it out loud, in the very first meeting with his position coach? That is what set Murray apart.

"That is unique," Kish said. "He was going to set that bar as high as he could set it. That's one of the beauties of the whole thing, is when you have that kind of mentality, the sky is the limit. And we just rolled with him."

"He had a list of goals that he was going to chase, and more power to him," Kish added. "I just wish I had all those guys thinking that way."

Murray earned a starting job at MIKE linebacker as a freshman, beating out several upperclassmen with playing experience. He finished with 68 tackles that season. The following year, he arrived on the national stage, totaling 155 tackles, including 12.5 for losses, and 4.5 sacks.

"It really came into fruition his sophomore year, about halfway through the season, and he just took off," Kish said. "We knew we had something special in him."

The Chargers feel the same way. Head coach Anthony Lynn called him "one of my favorite players in the draft."

For Murray, this is one dream achieved. You can be sure he has compiled a new set of goals. With a spotlight on him now, he likely won't tweet them out. But they are there, pushing him further, lifting him to excellence, resting, always, on the horizon — in sight, but far enough away to make clear the effort necessary to get there.

Shipp paved the way for Murray when he was drafted in the first round in 1984.

The last OU linebacker to make a Pro Bowl was Jerry Tubbs in 1962.

There is more history to be made.

"You never know who might be watching you and what might come of it," Shipp said. "I hope he has a great, outstanding career."

Kenneth Murray Jr. faced childhood challenges that made him a man on the field

*By Mike Digiovanna
Los Angeles Times
April 14, 2020*

Kenneth Murray Jr. used his combination of size, speed, athleticism, instincts and tenacity to develop into a 6-foot-2, 241-pound tackling machine at Oklahoma and one of the top two inside linebackers, along with Louisiana State's Patrick Queen, in the upcoming NFL draft.

Murray does not take any of his attributes for granted. When Kenneth was 11 years old in Missouri City, Tex., his parents — Kenneth Sr., a Baptist pastor, and Dianne, a retired police officer — adopted three children with chromosomal disorders.

Nyia, now 19, can speak and is relatively independent, but she reads at an elementary school level. Lenny, now 14, and James, now 11, are non-verbal and significantly undersized for their age. Lenny is confined to a wheelchair.

"One of the big lessons I learned is to be grateful for life, for the ability I have, for being able to function properly, to be able to speak," Murray, who also has a younger biological sister, said at the NFL combine in February.

"It makes me want to go out there and give my best every time, because literally, on an everyday basis, I see my two little brothers who can't do what everybody else can do. So I try to take advantage of every opportunity."

Murray, a three-year starter at Oklahoma, accumulated 78 tackles and earned co-Big 12 defensive freshman of the year honors in 2017. He racked up 155 tackles, including a school-record 28 in an overtime win over triple-option-running Army, and garnered second-team all-conference honors in 2018.

He was a first-team All-Big 12 pick and third-team All-American last year, when he had 102 tackles, 17 for lost yardage, four sacks and four pass-breakups for the Sooners, who went 12-2 and lost to LSU in the national semifinals.

Murray was one of Oklahoma's most diligent and hardest-working players. He watched five or six hours of film a day and arrived at the school's football facility at 5:45 a.m. Monday through Thursday.

"The only reason why I'm not there on Friday is because we practice on the mornings on Friday," Murray said. "I think my passion for the game is something you're going to see a lot when you watch me play ball."

That Murray is a natural leader, a player who made defensive calls and checks in all three college seasons, and has a reputation as a good teammate is no surprise.

The oldest of five children in his family, Murray assumed many care-giving responsibilities for his adopted siblings, shuttling them to and from doctor's appointments and helping with household chores. As a teenager, he worked as a counselor for kids at a church community center.

"I tell people all the time that I feel like I raised three kids already," Murray said. "That's pretty much how I came up, who I am. It was a very unique situation. I think that's one of the biggest things I learned, just how to be truly selfless and to be able to help."

DONALD PARHAM JR.

Tight End Donald Parham Jr. Looks to Bring Big-Play Ability to Bolts

*By Chris Hayre
Chargers.com
August 28, 2020*

In an abbreviated 2020 XFL season, Donald Parham Jr. was among the league's dominant players.

In five games with the Dallas Renegades, the 6-foot-8, 260-pound tight end was tied for fourth in receptions (24), second in targets (43), third in receiving yards (307) and tied for second in touchdowns (4). After a couple of stints on NFL practice squads in 2019, Parham Jr. is back in the league looking to recreate some of that XFL magic with the Chargers.

"It definitely set me up with the confidence to play with higher-level guys," he said of the XFL. "Especially because a lot of the people in the XFL were either ex-NFL players or a lot of guys from bigger schools that didn't quite get the opportunity, but they got that opportunity."

Parham Jr. played college football at Stetson University in DeLand, Fla. — an enrollment of just over 4,000 students. In 30 games, he finished his career as the school's all-time leader in catches (180), receiving yards (2,591), and receiving touchdowns (20). Those eye-popping stats earned him an invite to the 2019 Senior Bowl.

"I was really surprised Donald didn't get drafted a couple of years ago just because he has rare traits," Senior Bowl Executive Director Jim Nagy said. "When you're a scout, you're always looking for things that differentiate you from other players."

Nagy said that Parham Jr. has the wingspan of someone who is approximately 7 foot 1 coupled with a 36-inch vertical jump. That makes for what he called a "rare" and "unusual" catch radius.

Hunter Henry praised Parham Jr. last week for his play so far in training camp, adding that "he has a lot of talent" and "can move really well, too, for how big he is." That encouragement from the Chargers starting tight end hasn't gone unnoticed.

"Hunter Henry's definitely been a great mentor to me," Parham Jr. said. "He's always keeping me uplifted during practice and making sure that I get it in my head that I can do this. He's definitely helped me along the way throughout this whole camp experience."

At 23, Parham Jr.'s early football journey has been filled with twists and turns. When asked if he ever thinks about the trajectory of his career and where it can go, he quickly responded.

"Yes, I absolutely do," he said. "Because I never want to plateau. I always want to keep on the steady increase in terms of leveling up my game as well as my career. So, I'm definitely focused on not stepping back, but always taking a step forward."

JOE REED

Reed makes his NFL debut

*By Titus Mohler
Charlotte (Va.) Gazette
September 16, 2020*

Sunday, Sept. 13, was a momentous day for Joe Reed, his family, friends and all of Charlotte County.

Reed, who grew up in Charlotte County, made his debut in the National Football League.

It was an occasion that had been intensely anticipated ever since Reed was drafted in the fifth round by the Los Angeles Chargers back in April.

And likely to no one's surprise in Charlotte County, Reed did not simply show up for his first NFL game. He made a play that proved key to helping the Chargers win.

With L.A. trailing 13-7 to the host Cincinnati Bengals late in the third quarter, Reed, with his signature, assured stride, took his first-ever kickoff return 46 yards to give the Chargers offense excellent field position. It set up L.A.'s only touchdown of the game — a 5-yard run by rookie running back Joshua Kelley.

The extra point tied the game at 13-13, and the Chargers went on to win 16-13 at Paul Brown Stadium in Cincinnati.

Sunday's game was unusual because due to safety regulations related to the COVID19 pandemic, the Chargers and Bengals had to play in an empty stadium. Additionally, it was the first playing time either team had seen since last season because the 2020 preseason was canceled due to the pandemic.

However, none of this changed the fact that the game in Cincinnati was a genuine NFL game, Reed's first, and he described what it was like being out there.

"Man, it was definitely a dream come true," he said. "I got off the bus thankful, just thinking about my journey getting to this point. Regardless of not having a preseason and not having fans (in the stands), I just let my drive and hard work take over to get me to this point. So, I'm definitely thankful (for) being in this situation and excited moving forward."

He said his first time on the field in Sunday's game was as a member of the Chargers' special teams for a punt in the first quarter. He estimated that for the game, he had eight on-field appearances with special teams and about the same amount with the offense.

Not lost on Reed is the significance of his football journey that has gone from Charlotte County youth league play, to Randolph-Henry High School, to the University of Virginia to now the highest professional level possible.

"That's something I think about every day, especially talking to former teammates and talking to my friends back at home," he said. "We actually talk about that a lot. I was actually just talking to one of my old teammates about practicing behind the (Early Learning Center) ELC, playing for the (Charlotte County) Patriots."

Reed heard a good bit from his friends back home in Charlotte County after Sunday's game.

"I have a great, great amount of support back home, especially from my former classmates," he said. "They text me before and after the games, and that really helps me a lot, just them reaching out to me."

Reed's family members were not at Sunday's game in person due to the COVID-19 regulations, but they were definitely tuned in back at home, and he talked to his parents right after the game.

"I sent them a couple pictures of me in the uniform, and they're super proud of me too," he said.

His father, Carlton Reed, described Sunday and seeing Joe out on the NFL gridiron for the first time as overwhelming.

"It was a day off for me, but I actually went to work to keep my mind occupied till game time," he said. "I know when the boys were home, that was the thing on Sundays — we'd get to church and be looking at our clock, because (we) can't wait till service is over to go watch the games. I've got a child that's in the NFL now, so the anticipation was overwhelming."

"And as far as watching the game, I watched it like if it was anyone else out there," he said. "I'm not much of an outside cheerer, but I expressed myself inside. I was very happy. I'm very pleased to watch him out there doing something that he dreamed of. Everything's coming together for him." During his press conference Monday, Chargers Head Coach Anthony Lynn gave his appraisal of Joe Reed's first performance, showing some tough love but dwelling more on Reed's positives and promise.

"I don't like the fact that he ran out of bounds on his own and he created a penalty on special teams," Lynn said. "But the one kick return that he had, that's what Joe can do. We needed that field position, and he put the offense in great shape to put points on the board."

The coach noted Reed is a threat on special teams.

"We want to get him more involved as he grows in this offense, doing some special things," Lynn said. "We love Joe as an athlete, but right now, his primary role is going to be three core special teams guy and backup receiver, and the guy can play some running back as well. Love his versatility."

Chargers hope fifth-round pick Joe Reed will break their kick return TD drought

*By Daniel Popper
The Athletic
May 18, 2020*

Ricky Brumfield was hired as Virginia's special-teams coach in January 2018, and his first order of business was watching every special-teams snap from the previous season. He took notes on his new players and began to mold a plan for the future. During this film marathon, a kickoff return from the Cavaliers' 40-36 win over Georgia Tech popped up on the screen.

A jolt of excitement hit Brumfield as he saw No. 2, Joe Reed, then a sophomore, field the kick at his own 8-yard line, surge through a hole, keep his balance as he collided with one of his blockers, cut to his left, explode down the sideline and win a race to the goal line.

"Yeah," Brumfield remembered thinking to himself. "We got somebody."

He was correct. That was the first kickoff-return touchdown of Reed's college career. He added another later in that 2017 season in a bowl-game loss to Navy, and he took three more kickoffs to the house in his two seasons playing for Brumfield, including a 100-yarder against William and Mary in September.

Reed's five total kickoff-return touchdowns are tied for the ninth most in college football history. He also ranks 10th all-time in kickoff return average at 28.7 yards per return.

He was one of the most prolific kickoff returners the college game has ever seen. And this specific skill appealed to the Chargers as they decided to spend their fifth-round pick, 151st overall, on Reed in last month's NFL Draft.

"It's really just the combination of my size, my speed and my vision," Reed said. "Just being fearless when I'm back there. Catching the ball and going. Not trying to make too much happen or make too many guys miss. Try to break tackles and hit the seam and go."

Consider this: The Chargers haven't returned a kickoff for a touchdown since Tom Telesco took over as general manager in 2013. They are one of five teams without a kickoff return TD during that span. The Chiefs have five.

Desmond King, of course, has provided some juice on punt returns, taking two back for touchdowns, one in each of the last two seasons. But the Chargers haven't recently featured a genuine difference-maker on kickoffs.

Reed, they hope, will be that player. He certainly fits the prototype at 6-foot and 224 pounds with 4.47 speed.

"He is more powerful than people expect, and he's faster than people think he is," Brumfield said. "Being a kick returner, you have to make somebody miss, and he did that on a consistent basis. The first person very, very rarely tackled him. He always ran through arm tackles, and if he ever got in the open, he never got caught. It was always bye-bye."

Reed has been saying so long to kickoff coverage defenders since he was in Pop Warner.

"I honestly don't remember my first one," Reed said. "There's been so many."

One does stick out in his mind, though. He was in eighth grade and playing for the junior varsity team at Randolph-Henry High School in his hometown of Charlotte Court House, Virginia.

On the opening kickoff of the first game of the season, Reed scored.

"Oh man, it's really hard to describe. Just all the adrenaline and, man, running the length of the field," Reed said. "Truly, it's so fun, and turning around and seeing your boys behind you celebrating. It really helps the momentum for your team, and that's really my favorite part about returning kicks, whether it's a touchdown or just a really good return."

Reed said the Bears' Cordarrelle Patterson (6-2, 238 pounds) and former Washington return specialist Brian Mitchell (5-11, 225 pounds) are two players he looks up to and watches their film.

Mitchell returned four kickoffs for touchdowns during his 14-year NFL career from 1990 to 2003. Patterson's seven kickoff return TDs are the third most in NFL history, trailing only Josh Cribbs and Leon Washington, both of whom have eight.

"We really like him in that position with his size," Telesco said of Reed. "(He is) 225 pounds, but he still runs very well and has a great feel for kickoff returning."

Anthony Lynn compared Reed to Cribbs and Brad Smith. He coached both while with the Jets. Smith, a college QB, had four kick-return touchdowns in his nine-year career and also filled a jack-of-all-trades role on offense.

The Chargers believe Reed has the versatility to be a running back/wide receiver hybrid in their revamped offense — with big-play potential.

"He fits that role where you can have a package for this young man each and every week that can extend two or three drives, or put points on the board," Lynn said. "Defensive coordinators, they have to be prepared for stuff like that. We needed a multi-threat like that. I felt like he was the guy."

The Chargers believe in patience with young players. There is a process, a rite of passage, to earning snaps. Start on special teams, prove your worth there, then graduate to offensive or defensive snaps.

That works just fine for Reed, who should make an immediate impact both as a returner and a coverage player. He'll bring his "fearless" mindset to whatever the Chargers ask of him.

"It's just in my nature," Reed said.

ISAAC ROCHELL

Isaac Rochell Nominated for 2020 Walter Payton Man of the Year Award

By Hayley Elwood
Chargers.com
December 10, 2020

Isaac Rochell is the Los Angeles Chargers' nominee for the 2020 Walter Payton Man of the Year Award. Presented by Nationwide, the award recognizes a player's excellence both on and off the field.

"I have these goals while I'm in the NFL, 1A and 1B," Rochell said. "1A is to be here and have a great career, and 1B is definitely making a massive impact in the community. Because of the way that I was raised and the kind hearts that both my parents have and my family has, I learned to have that same type of compassion for people. I'm just so thankful for it."

"We are very proud of what Isaac has accomplished in his four years in the NFL, both on and off the field," said John Spanos, Chargers president of football operations. "While remaining completely dedicated to his craft as a player along the defensive line, and having played in every single game since the start of the 2018 season, he's also remained dedicated to making a positive impact in the community."

"From his 'See You on Sunday' campaign, to all the great charitable work his company, Local Human, has been a part of, it is clear Isaac is making a difference. We know this is just the beginning for Isaac, not only as a player but as a philanthropist as well. This is why we are so excited and proud to be able to recognize Isaac Rochell as our 2020 Los Angeles Chargers Walter Payton Man of the Year."

Rochell earned the team's nomination for his dedication to supporting the Chargers' community efforts as well as philanthropic work he does on his own.

He's participated in team events like Bikes for Kids and has visited veterans in the VA hospital while also representing the initials of a fallen hero from the nonprofit organization TAPS (Tragedy Assistance Program For Survivors) during Salute to Service month in November. Rochell has also participated in My Cause My Cleats each year with the team.

But in a year like 2020, he took serving the community to new heights. Whether it was providing \$5,000 worth of groceries for roughly 45 families before Thanksgiving, funding meals to those affected by the COVID-19 pandemic, taking it upon himself to sponsor wishes through local Make-A-Wish chapters, or rallying his teammates to support the continual call for social justice, Rochell led the charge to do work that goes beyond the stat line.

He's continued efforts through Local Human, his apparel brand with intention. For every Local Human item sold, 100% of the revenue generated is donated to The Do Good Foundation. This year specifically, Rochell and Local Human have surprised local teachers with gift cards and cash donations, as well as created limited edition shirts with the phrase "More than a Post, More than a Protest, More than a Movement, More than a Trend" in support of social justice and voter registration.

As a nominee, Rochell will wear a Walter Payton NFL Man of the Year helmet decal through the end of the season in recognition of his accomplishments.

As for the award, all 32 team nominees will be highlighted and recognized for their important work leading up to Super Bowl LV. The 2020 Walter Payton NFL Man of the Year will be announced during NFL Honors.

Isaac Rochell sees his obligation as a pro athlete extend beyond the gridiron

By Jeff Miller
Los Angeles Times
May 29, 2020

He's up at 6 a.m. most days, pushing his 6-foot-4, 280-pound body through a lifting regimen inside a gym he has pieced together in his apartment complex.

And Isaac Rochell, defensive lineman with the Chargers, usually has a training partner, one who might seem unlikely: the team's placekicker, Michael Badgley.

"Obviously, I double the weight he's doing in everything," Rochell joked. "Despite him being a kicker, whatever that means, he's actually a really, really good person to work out with."

Badgley mans one of the most niche positions in all of sports, but he's known for his athletic ability. Growing up, he played lacrosse at a high level and also played hockey.

He and Rochell are good friends and neighbors in Huntington Beach, the two teammates spending more time together now given the restrictions of the COVID-19 pandemic.

The past several weeks have been a continuous series of adjustments for athletes all over the world. Rochell also moved to host a few of his fellow Chargers for workouts on the beach.

Defensive linemen Justin Jones and Jerry Tillery, linebacker Uchenna Nwosu and offensive lineman Trent Scott have joined him at different times for the twice-a-week sessions.

"Yeah, we do stand out," Rochell said. "It's funny because random people will come by and try to get in our workouts. We're like, 'Look, we're here to train, not to hang out.'"

With a notable increase in free time these days, Rochell has expanded in areas away from football too.

He recently started "Local Human," an apparel company designed to support various charities and serve the community.

For each T-shirt sold, the company sends a T-shirt to a local foster center. They also donate \$10 per shirt to a designated organization of the month. May's recipient is the American Foundation for Suicide Prevention.

"It started from quarantine," Rochell said. "We had tons of extra time. We also had this want to help people. I think a lot of people in the midst of this feel that way. We said, 'Let's start something to give people a chance to give back.'"

So he partnered with another neighbor, Trevor Beck. The two met because both are dog owners.

"When you're in quarantine and you have a dog and you're at the dog park all the time, those people sort of become your quarantine crew," Rochell said. "We spent so much time together that we decided to do something about it."

They originally planned to call the company "Six Feet Away," a nod to the guidelines of social distancing. But Rochell said they changed their minds because they didn't want to be forever linked to COVID-19.

Instead, he suggested "Local Human" since the name purposely excludes no one.

"Everybody's local to somewhere and everybody's human," Rochell explained. "It's just a very inclusive name."

This isn't Rochell's first venture into promoting a cause. After being a seventh-round pick out of Notre Dame in 2017, he started a campaign called "See You on Sunday."

That movement is designed to encourage people to stay off social media on Saturdays. The program grew from Rochell's own obsession with platforms like Twitter.

"I think I have an obligation," he said. "As a professional athlete, I have a voice. I have enough of a following to share a message. And I like to think I have the education and the mind to do these things."

"With all those things put together it seems like a no-brainer for me to be doing stuff like this. Some athletes would disagree. But, you know, I was fortunate enough to be put in this situation."

Chargers' Isaac Rochell lends helping hand while in quarantine

*By Gilbert Manzano
Orange County Register
May 16, 2020*

Isaac Rochell entered the NFL determined to use his platform to help people in need.

The Chargers' defensive end isn't a star player with a massive social media following, but that didn't stop Rochell from thinking big. He's an advocate for mental health and has devoted time for community work during his three seasons with the Chargers.

Rochell was ready to take the next step, but he didn't have direction until he met with leaders at Orangewood Foundation, a non-profit organization that provides services to former and current foster youth in Orange County.

The topic of donating used clothes was discussed and that stuck with Rochell.

"They told us they don't accept used clothes for foster youth," Rochell recalled. "Everybody deserves to have a new shirt and the lady said, 'Just because you have less resources and you're underprivileged that doesn't mean you should just always have used clothing.'"

Then it finally clicked for Rochell while in quarantine because of the coronavirus pandemic. He figured out how to help during a crisis and for the future.

Rochell co-founded Local Human last month with the intention of providing new shirts and funding for many organizations. The group of four had their employer identification number on April 4 and launched their first campaign a week later.

Rochell partnered with Meals on Wheels for the month of April. They sold shirts on the Local Human website, and for each shirt sold, \$10 went to Meals on Wheels, which amounted to three meals for elderly in need in Los Angeles County during the pandemic. Also, with each shirt purchased, a new shirt was donated to the Orangewood Foundation.

"They're packaged, printed on and they are brand new shirts," Rochell said. "I think that's really important to point out because everybody deserves to have a new shirt. ... We fell in love with what they were doing (at Orangewood Foundation), and we said, 'You know what, let's start right here in Orange County by supporting the Orangewood Foundation and hopefully we give them so many shirts that they can't even handle them.' Then we'll move on to the next one and then we can hopefully support on a more national basis for foster centers around the country."

One month after forming Local Human, Rochell assisted with 600 shirts sold and \$6,000 raised for Meals on Wheels. That amounted to 600 wellness checks and more than 1,500 meals. As of Friday, Local Human had funded \$10,510, according to its website.

Local Human partnered with the American Foundation for Suicide Prevention for the month of May. They're following the same model of \$10 donated along with a new shirt. They'll do the same in June with a different organization.

Rochell is in charge of outreach and planning, and his girlfriend, Alli Kucharczyk, is the designer for the shirts. Rochell also got his next door neighbor and teammate involved. Chargers kicker Michael Badgley helps with packaging the shirts.

"(Badgley) kinda got stuck doing that, but he loves it and supports it," Rochell said.

Rochell has played in every game for the Chargers the past two seasons. He has plenty of responsibilities on the football field, but he doesn't view his community outreach as extra work.

"It's fun for us," Rochell said. "It's sort of a challenge. I spend three hours a day lifting and stretching and taking care of my body, and then I have a whole lot of extra time to do things. So it was kind of the perfect storm for us to be able to sit down, figure out a game plan and organize everything. It's been really fun. There's been no stress. It's just been an enjoyable process where we can give back."

Last year, Rochell started his "See You on Sunday" initiative, a campaign to promote mental health while taking a social media detox.

Rochell is constantly looking for ways to help because he feels it's an obligation as an NFL player. But it's become more than an obligation. He's found a passion.

"This is definitely a long term thing," Rochell said.

"I think what we've done, because we've had so much time, we've built a really good infrastructure, and we feel good about that and we think it's going to help us a lot moving forward."

TYROD TAYLOR

Tyrod Taylor ready to start Chargers' hopeful march to playoff spot

*By Jeff Miller
Los Angeles Times
September 9, 2020*

He signed a two-year contract in March of 2019 to join a team with a starting quarterback expected to last at least two more years.

Tyrod Taylor walked into his introductory news conference two days later and announced he would do whatever was asked of him to help make the Chargers better.

"I didn't think too much into the future when I made that decision," Taylor recalled Wednesday. "I just thought about what was right for me. ... I felt that coming out here to L.A. was the best fit in my career at the time."

That notion of "best fit" takes on added meaning as the Chargers turn their offense over to Taylor, who, on Sunday, will end Philip Rivers' streak of consecutive starts for the franchise.

But everything changed when the Chargers stumbled to a 5-11 finish, Rivers struggling mightily en route to throwing 20 interceptions.

In February, he and the team decided to end their relationship, opening an opportunity for Taylor to start for the first time since early in the 2018 season, when he was with Cleveland.

"I'm very hungry," Taylor said. "I'm excited to lead this group of men but, at the same time, be able to show what I can do. I know what I'm capable of doing. My teammates know."

Taylor, 31 and entering his 10th season, started three games for the Browns before suffering a concussion and being replaced by Baker Mayfield. He has thrown only seven passes in NFL games since.

His teams are 24-21-1 in his 46 career starts, the first 43 coming with Buffalo, where he was paired with Chargers head coach Anthony Lynn, who was then a Bills assistant.

"I'm excited to see him play," Lynn said. "Our guys really trust and believe in him. I'm just excited for the young man because he's very persistent. He's very patient. He's waited for his turn."

Rivers was the Chargers starter from the 2006 opener, a string of 224 games in the regular season, 235 counting the playoffs. When the streak began, Morten Andersen was still in the NFL. Today, Andersen is 60 years old.

On Sunday in Cincinnati, Taylor will become the first quarterback other than Rivers to start for the franchise since Drew Brees in the 2005 finale.

The game will mark the latest awaited opportunity for a 2011 sixth-round pick who spent four years with Baltimore before being given a chance to start in Buffalo.

"When it comes to my football career," Taylor said, "I've just had to work for everything, like a lot of guys in that locker room and across the league."

Against the Bengals, he'll be backed up by Justin Herbert, the No. 6 overall draft pick in April. With the preseason canceled because of the COVID-19 pandemic, Herbert's only action as a pro has come in practice.

Still, the Chargers are ready to enter the regular season with the rookie on their game-day roster over Easton Stick, a 2019 fifth-round pick who never has been active for a game.

"He's our No. 2," Lynn said of Herbert. "If something happens, he's in."

But for now, this is Taylor's job and his team, the long-recognized leader officially named a team captain Wednesday.

Just like two years ago, Taylor will open the season as the starter as his team's first-round rookie quarterback preps just off stage.

"It doesn't add any extra pressure," Taylor said. "Me and Justin, as well as Easton and the whole quarterback room, we have a great relationship. We all teach each other."

Tyrod Taylor eager to prove he's more than a bridge quarterback for Chargers

By Jeff Miller
Los Angeles Times
August 16, 2020

He completed only four of 14 passes, was sacked three times and — on the play before being knocked out of the game because of a concussion — drew a penalty for intentional grounding.

The performance was so epically awful that, nearly two years later, Tyrod Taylor is still trying to bounce back, this career-long underdog again driven to prove he really can be a dawg.

"It was just such an abysmal performance that I think people have him figured all wrong now," ESPN analyst Rex Ryan said. "Everybody has bad games. It's just that nobody forgives Tyrod for that game."

This is the Chargers' new projected starting quarterback and that was his most recent start. On Sept. 20, 2018, on a Thursday night against the New York Jets, Taylor helped sink the Cleveland Browns into a 14-0 hole just before halftime.

The franchise hadn't won in 19 games and 635 days, and five months earlier had invested the No. 1 overall pick in Baker Mayfield.

Just a couple hours later, Mayfield had lifted Cleveland — and the success-starved Browns masses — to a stirring 21-17 victory sealed in the final two minutes. That buried Taylor in Bakermania, a fate from which he finally is poised to emerge.

But it took changing teams in free agency in 2019 and the shockingly sudden breaking of the once-forever bond between the Chargers and icon Philip Rivers to make it possible.

With the team set for training camp practice this week, Taylor is back as a starter ... and the man who gave him his first NFL start is convinced everything will work out this time.

"People are going to be stunned at how well Tyrod plays," said Ryan, who coached Taylor for two seasons in Buffalo. "I think he's a starting NFL quarterback, period. And they're going to win. They're just going to do it differently than Chargers fans are used to."

Before looking at where Taylor and the Chargers might be heading, let's examine how the 31-year-old quarterback arrived here.

Taylor has started 46 games in a career that began with him sitting on the bench behind Joe Flacco in Baltimore for four seasons. As a rookie, he threw as many passes (one) for the Ravens as Ray Rice did. Rice played running back.

Cam Newton was the first quarterback drafted in 2011; Taylor was the next to last, going to Baltimore in the sixth round with the 180th overall pick.

The quarterbacks selected before him included Ryan Mallett, Ricky Stanzani and Nathan Enderle.

"I've felt that I've been underappreciated in the past," Taylor acknowledged. "But that has never moved my focus from going out and leading each and every week. ... Yes, playing with something to prove definitely motivates me, but it's not the only thing. I enjoy going out and leading the guys and doing whatever it takes to help the team."

Ryan said he first tried to acquire Taylor in a trade when he was coaching the Jets but was overruled by management. So it wasn't until March 2015 that the two teamed up, Taylor signing with the Bills as a free agent.

He would go 23-20 in his three years as their starter, helping the franchise end a 17-year playoff drought in 2017, the season after Ryan had been fired in favor of Sean McDermott.

Taylor proved himself to be an efficient passer and effective runner, something that will be a marked departure in 2020 for the Chargers, who, for nearly a decade and a half, knew Rivers wasn't running anywhere.

Taylor did all that, and did even more.

"I knew his skills, but what I didn't know about him is the kind of character he has," Ryan said. "This is a phenomenal person, a phenomenal teammate. He's willing to do whatever it takes for the team."

"I think he's so nice and such a good team guy that it hurts him a little bit. A lot of quarterbacks have that mentality like they're going into an old-fashioned western gun fight. Tyrod's got that inside, but he doesn't have it outside."

Taylor didn't allow himself to become a distraction after losing the starting job to Mayfield in Cleveland. When McDermott benched the Bill for a start in 2017, he said nothing that made screaming headlines.

But to understand how much the latter move stung — the Bills started Nathan Peterman instead, leading to his historically miserable five-interception game against the Chargers — Taylor still prefers not to discuss the episode.

His team-first attitude is as ingrained as his work ethic, and this is an athlete who, among other things, rises before the sun to work out, follows a demanding diet and watches video by the hour — all year long.

"It's refreshing to see someone so committed, who takes so much pride in not letting his teammates down," said Jeff Christensen, a quarterback coach who works with Taylor in the offseason. "It leaves you almost speechless. And all of it with Tyrod is genuine."

Rivers, who started every game for this franchise over the last 14 seasons, won 123 of those 224 consecutive starts. He also led the Chargers to five postseason victories, but only one since 2013.

He is a classic drop-back quarterback, known for daring to sling passes into narrowing windows that can offer big payoffs and massive pitfalls. Behind an injured and often-struggling offensive line last season, Rivers threw 20 interceptions.

In his three seasons as a starter with the Bills, Taylor never threw more than six. During 2019, Rivers threw six in December. This was after he threw seven over back-to-back games in November.

"He takes care of the football," Chargers coach Anthony Lynn said of Taylor. "That's the thing I like about him the most. ... I really believe you lose more games than you win. If you take care of the football, your chances are a lot better. At least that's what the analytics say."

Taylor's career interception percentage is 1.5. The list of other active quarterbacks with percentages below 2.0 includes Dak Prescott, Russell Wilson and Tom Brady.

Right tackle Bryan Bulaga spent nine seasons with Green Bay before signing with the Chargers in March. He said it was so rare for Packers quarterback Aaron Rodgers to turn the ball over that, when it did happen, the sight was jarring.

Rodgers, in 6,061 pass attempts, has a career interception percentage of 1.4.

"He knows what to do with the football," Bulaga said, speaking of Taylor. "That's a positive thing. To be quite frank, the biggest thing that kills teams in this league is turnovers. You turn over the football, bad things are going to happen." While Rivers is more apt to make mistakes, he's also more likely to produce results. Taylor never has thrown for more than 20 touchdowns in a single season; Rivers, as a starter, never has thrown for fewer than 21.

Rivers also has 70 career games with at least 300 yards passing. Taylor has one.

But with wide receivers Keenan Allen and Mike Williams, tight end Hunter Henry and running back Austin Ekeler, Taylor said this Chargers offense is more talented and experienced than any he had in Buffalo.

"There's going to be games and there's going to be situations where you have to take those risks and you push the ball down the field," Taylor said. "But there's also going to be times when you have to manage the game and understand you have a defense that's going to get you the ball back."

Among the talents Taylor does possess is an ability to throw the ball deep with precision. Lynn said he first noticed the skill when he was the running backs coach in Buffalo with Taylor under center.

Lynn explained that Taylor's touch on long passes is simply better than most quarterbacks. Particularly with Williams, the threat of firing deep at any moment should be very real for the 2020 Chargers.

Last season, Rivers frequently lofted high-arching hopes in the direction of the 6-foot-4, 218-pound Williams. The frequency with which those hopes connected was reflected in Williams' 20.4-yard-per-catch average, tops in the NFL.

"With the receivers that we have, 50/50 balls ... it's not on the 50/50 side if you're throwing it to Mike," Taylor said. "It's more on the 70/30 side or 80/20. And even with Keenan. Most of the time, he's going to win his match-ups."

That long-ball option plus protecting the football plus the ability to take off and run complete the snapshot of Taylor's game.

As for greater detail on that last quality, Taylor has rushed for 107 first downs in his career. Rivers has rushed for 74.

"Just hold the defense accountable for all 11 guys on the field," Taylor explained. "I think we have enough weapons on the offensive side of the ball for sure to be able to have a bunch of explosive plays."

So now it begins anew for a veteran quarterback again starting in front of a prospect in whom the team has invested a first-round pick.

As with Mayfield in Cleveland, Justin Herbert is expected to eventually take over the starting job.

Until then — and who knows when then might be ... a month from now, a year, somewhere in between — Taylor will be out to prove there's a dawg inside him and that dawg still has its teeth.

"I can't say I've been through it all on this journey of mine, but I think I've been through a lot," he said. "And I think those moments have definitely prepared me for the opportunity that I have now."

How Tyrod Taylor's Journey 'BUILT HIM FOR THIS MOMENT'

By Hayley Elwood
Chargers.com
August 10, 2020

2020 marks quarterback Tyrod Taylor's tenth season in the NFL.

Though he hasn't started since 2018, he's going to get the opportunity to do so this year with the Bolts, one year after the team acquired him in free agency.

Having been in the system for a season, Taylor said the opportunity to get to start under head coach Anthony Lynn "means everything" as the two spent three years together in Buffalo.

"I respect coach," Taylor said of Lynn. "Of course, I worked with him in Buffalo and I was here last year. I respect him and I respect his leadership. I told guys on my first day out here that they have the right person for the job. I'm excited for the opportunity. I know what I'm capable of as well as my teammates. It's only a matter of time before we get to show the rest of the country what we're capable of as a team."

While he said there are similarities between the Chargers offense and the one he played in with the Bills, what excites Taylor is the talent surrounding him. His year in the system working with those guys certainly helps his rapport with them as does the opportunity he had to work out with them during the offseason. After all, building that camaraderie throughout the month of August is of the utmost importance given the absence of preseason games.

"We were able to keep some of the things in the passing game with the Chargers we were successful at last year and (in) years before," he said. "Of course, we have tremendous wide receiver ability and talent, so you want to keep some of the same things. Not to compare teams, the Buffalo team is very different from this Chargers team across the board. We have a tremendous group at the wide receiver position, tight end position and running backs. Just exciting. It's very similar, but different at the same time.

"You have a veteran receiver in Keenan Allen and an up and coming star in Mike Williams. Two tight ends that have experience. Of course, Hunter (Henry), being the guy who's very versatile. (Austin) Ekeler with a bunch of experience as well and JJ (Justin Jackson) who's bouncing back as well."

Tyrod Taylor: "I Know What I'm Capable Of" Throughout his time in the league, Taylor's had his share of peaks and valleys, but he credits all the experience he's had for making him into the quarterback and person he is today.

He views 2020 and this opportunity as a fresh start, and is eager to take everything he's learned and experienced and mold it into his play as a Charger.

"I can't say I've been through it all in this journey of mine since I've been in the NFL, but I think I've been through a lot. I think those moments definitely have prepared me for the opportunity I have now. Backing up Joe (Flacco) in Baltimore, to also being on a Super Bowl-winning team. How that played out that year, and the leadership it took to get to that goal, to not making the playoffs the following year. To going to Buffalo to break a 17-year playoff (drought,) to getting traded (to Cleveland) the next year, and (then) ending up out here in L.A. I think a lot of those things have built me for this moment and I take those into consideration.

"It's a new year, it's a new beginning. But at the same time, you can learn from the past and continue to push forward and let it make you a better player. I think I've learned a lot from the people I've played with and the coaches I've been around, and I just add it all to my game."

JERRY TILLERY

Jerry Tillery's sophomore surge bolsters Chargers defensive line

By Gilbert Manzano
Orange County Register
September 24, 2020

COSTA MESA —The Chargers were often mentioned in recent seasons for having one of the best defensive lines in the NFL because of Pro Bowl pass rushers Joey Bosa and Melvin Ingram. But it wasn't known as the best, like the 2017 Philadelphia Eagles or last season's San Francisco 49ers.

Those memorable defensive lines led their teams to the Super Bowl because of depth. The Chargers haven't had that, but they were aware of the lack of production from interior defensive linemen and backup pass rushers.

The Chargers drafted defensive tackles Justin Jones (2018) and Jerry Tillery (2019) and this offseason signed two-time Pro Bowl nose tackle Linval Joseph. They also made former linebacker Uchenna Nwosu a full-time pass rusher.

The plan for depth took longer than expected, but the results are starting to show. The Chargers made Chiefs quarterback Patrick Mahomes look ordinary for three-plus quarters last week and gave Bengals rookie quarterback Joe Burrow a rough debut in Week 1.

Defensive end Isaac Rochell is thinking big after the early results.

"I just think we got extreme depth," Rochell said Thursday. "We have great players with great depth. ... I think having that much depth is rare and I think that much depth can lead to championships."

Two games into the season, the Chargers ranked second in quarterback hurries (19) and quarterback pressures (29). The Pittsburgh Steelers ranked first in both categories with 20 quarterback hurries and 40 quarterback pressures.

The emergence of Tillery this season has allowed Chargers defensive line coach Giff Smith to get creative with his in-game rotations. Tillery's versatility was supposed to give the Chargers depth last season, but the 2019 first-round pick struggled in his rookie season.

Tillery has had a sophomore surge, and he's producing in multiple positions with the starters and second rotation. Tillery has five quarterback pressures, three quarterbacks knockdowns, one sack and one blocked extra-point attempt.

"He's a scary, scary man," Joseph said Wednesday about Tillery.

The Chargers haven't missed a beat with their second defensive line unit of Tillery, Nwosu, Rochell and defensive tackle Damion Square.

Last week, Tillery saw many snaps with the starting unit. He might be asked to start Sunday against the Carolina Panthers if Jones isn't fully recovered from his shoulder injury.

Tillery struggled in his three starts last season. The Chargers aren't worried about him anymore.

"Super proud of Jerry," Rochell said. "He's a guy I've known now for years and he's just matured a lot. You continue to see that process here. The guy is killing it. ... I know he's going to continue to get better."

TRAI TURNER

Pro Bowl Guard Trai Turner Ready For 'Fresh Start' with Chargers

*By Chris Hayre
Chargers.com
March 19, 2020*

A 26-year-old offensive lineman with 80 starts, five straight Pro Bowl nods and a Super Bowl appearance on his NFL resume is switching teams – and coasts.

On Wednesday, the Chargers acquired guard Trai Turner from the Carolina Panthers in exchange for offensive tackle Russell Okung. A combination of youth and experience, Turner becomes a major piece to a new-look offensive line led by position coach James Campen.

"It's kind of like a fresh start," Turner said. "I get to be in a new facility, new teammates, new coaches, new city. I'm looking at it as like a rejuvenation of my football career."

Turner's credentials are as impressive as any O-lineman in the league. A third-round draft pick in 2014, the former LSU standout entered the NFL at 20 years old and started nine games his rookie season.

In 2015, Turner played 98 percent of Carolina's offensive snaps. The Panthers owned the league's highest-scoring offense (31.3 points per game) that season and went 15-1 before losing to the Denver Broncos in Super Bowl 50.

Browse through some photos of the Chargers newly acquired offensive lineman, Trai Turner, a five-time pro bowler who spent the first six years of his career in Carolina.

Leadership comes in multiple forms. Turner's accolades bring instant credibility to a unit that features several young players across the line, including Trey Pipkins, Trent Scott, Dan Feeney, Forrest Lamp and Scott Quessenberry.

"I firmly believe you lead by actions first," Turner said. "I plan to do that by leading with my actions first and foremost, and then see where it goes from there. I just want to come in and lead by example – do what I'm supposed to do in workouts, do what I'm supposed to do in the classroom, and most importantly, do what I'm supposed to do on the field."

Turner said he expects to start at right guard for the Chargers, the position he largely played during his six seasons in Carolina. He's already had a "good conversation" with Campen, who spent 11 seasons as the Green Bay Packers' offensive line coach before joining the Cleveland Browns in 2019.

"I'm excited about getting coached up by him," Turner said.

Sharing the field with explosive offensive weapons isn't new to Turner, either. He blocked for Panthers quarterback Cam Newton, helping him to win MVP in 2015. Last season, Christian McCaffrey had 2,392 yards from scrimmage and broke his own NFL record for catches by a running back (116).

Turner said he likes what he's seen from a Chargers offense that includes wide receivers Keenan Allen and Mike Williams, tight end Hunter Henry, and running back Austin Ekeler. He added that he's also heard positive things about quarterback Tyrod Taylor.

Still, with free agency in its early stages and the draft over a month away, the roster continues to evolve.

"Whoever may be back there, I'm just ready to do my job so everyone around me can shine – because when they look good, I look better."